September 4, 2018

Mr. Peter Britz, Environmental Planner
City of Portsmouth Planning Department
1 Junkins Avenue
Portsmouth, New Hampshire 03801
plbritz@citypofportsmouth.com

Re: Berry's Brook Fish Tissue Sampling Results

Dear Mr. Britz:

CES, Inc. (CES) is transmitting the laboratory results of fish tissue sampling associated with the Berry's Brook fish collection effort completed in June 2018. **Table 1** provides a summary of the analytical results and the laboratory report is included as **Attachment 1**. A Site Plan showing the sampling locations (road crossings) is included as **Figure 1**.

The intent of the sampling was to collect representative samples of fish from portions of Berry's Brook located downstream of the Coakley Landfill Superfund Site (the Site), to analyze the tissue samples for the presence of per and polyfluoroalkyl substances (PFAS) and to compare the results for perfluorooctanoic acid (PFOA), perfluorooctanesulfonic acid (PFOS), and perfluorobutanesulfonic acid (PFBS) against site-specific, risk-based, screening levels (SLs) developed by the US Environmental Protection Agency (EPA) to assess whether further risk evaluation is appropriate.

BACKGROUND

The sampling was conducted by CES and its subcontractor, Kleinschmidt Group (Kleinschmidt), representing the Coakley Landfill Group (CLG), at the request of the EPA and the New Hampshire Department of Environmental Services (NHDES).

Work associated with the Spring 2018 sampling event was completed in accordance with the *Fish Tissue Sampling Work Plan Berry's Brook, Coakley Landfill Superfund Site, North Hampton and Greenland, New Hampshire* dated June 26, 2018 (Project Work Plan), the *Quality Assurance Project Plan (QAPP) for Sample Preparation And Analysis of Per-And-Polyfluoroalkyl Substances (PFAS) in Fillets of Fish From Berry's Brook Near Coakley Landfill Superfund Site* dated June 26, 2018, both prepared by CES, and the New Hampshire Fish and Game Department (NHF&G) Scientific Collection Permit MFD 1862. The work was completed with input from the CLG, EPA, NHDES and NHF&G personnel throughout the duration of the field effort and sample processing.

Seven Locations in Maine | www.ces-maine.com
640 Main Street
Lewiston, Maine 04240
T 207.795.6009
F 207.795.6128

SEMS Doc ID 100010206

CONTROL SAMPLES

In a letter dated February 22, 2018, from Mr. Richard Hull (EPA) to the CLG, EPA requested that "…a composite sample of brown trout from the source hatchery shall also be processed and analyzed for PFAS. This analysis shall be conducted in order to evaluate whether the concentration of PFAS in brown trout from Berry's Brook is higher than the background concentration in hatchery brown trout potentially contaminated from PFAS in the trout feedstocks or water sources."

In April 2018, prior to the Berry's Brook sampling effort, representative brown trout samples were collected from the Powder Mill Fish Hatchery in New Durham, New Hampshire, to serve as a control sample for the project. This sampling was completed at the request of EPA, and in coordination with NHF&G personnel, and performed in accordance with a draft QAPP dated January 22, 2018, prepared by, and provided to, the CLG by EPA.

The Powder Mill Hatchery provides the brown trout that have historically been stocked in the Berry's Brook estuary. For reference, the estuary begins downstream of the Brackett Road crossing on Berry's Brook as shown on **Figure 1**. On April 16, 2018, CES collected five brown trout, which were part of the cohort to be stocked in Berry's Brook in late April 2018. The sampled trout were representative of the fish to be stocked in Berry's Brook. Each sample was collected and handled in accordance with the project QAPP. Samples were submitted to Eastern Analytical, Inc. (EAI), for storage and subsequently shipped to Vista Analytical Laboratories (Vista) for processing and laboratory analyses. Laboratory analytical results for the composite hatchery brown trout control fish tissue sample (NDHControl.01-05) and duplicate sample (NDHControl.01-05 Duplicate) did not detect (ND) the six targeted PFAS compounds as identified within the Project Work Plan. Analytical results were transmitted to you in an August 1, 2018 letter.

SPRING 2018 SAMPLING EVENT IN BERRY'S BROOK

The Berry's Brook sampling effort took place from June 11, 2018 through June 14, 2018, and was completed by personnel from Kleinschmidt. The sampling team was led by Mr. Jesse Weschler, Senior Fisheries Manager (Kleinschmidt), with field oversight from Ms. Suzanne Yerina (CES). Sampling was completed using backpack electroshocking techniques at four previously identified locations along Berry's Brook, including: Lafayette Road Crossing; Lang Road Crossing; Sagamore Road Crossing and a location upstream of Brackett Road Crossing as shown on **Figure 1**. In addition, in an attempt to capture brown trout, gill nets were deployed at three locations within the Berry's Brook estuary. The sampling event started at Lafayette Road Crossing and progressed downstream to Brackett Road Crossing. Gill nets were deployed within the estuary for three consecutive days starting on June 11, 2018.

Collected fish from each location (with the exception of non-target species i.e., striped bass and flounder captured in the gill nets in the estuary, which were documented and released) were placed within aerated holding containers until the end of each day's sampling effort, at which time the individual captured fish were processed, placed in labeled packages, and transported to the interim holding facility (Eastern Analytical, Inc. (EAI)), in Concord, New Hampshire). Over the course of the Spring 2018 sampling event, a total of 178 individual fish were captured. They were comprised of nine different species. A summary of fish captured by species and location is presented in the following table:

SPECIES	LAFAYETTE ROAD	LANG ROAD	SAGAMORE ROAD	BRACKETT ROAD	BRACKETT ESTUARY	TOTAL BY SPECIES
Red Fin Pickerel	-	22	19	17	-	**58**
Golden Shiner	15	22	17	-	-	**54**
Striped Bass	-	-	-	-	35	**35**
American Eel	6	-	-	8	-	**14**
Banded Sunfish	-	9	-	-	-	**9**
Brown Trout	-	-	-	4	-	**4**
Pumpkinseed Sunfish	-	2	-	-	-	**2**
Brown Bullhead	1	-	-	-	-	**1**
Flounder spp.	-	-	-	-	1	**1**
Total by Site	**22**	**55**	**36**	**29**	**36**	**178**

Individual fish were identified by species, numbered, measured and weighed, and handled in accordance with procedures outlined in the Project Work Plan.

Upon completion of the sampling event, a summary of captured fish, by species and location, was submitted to EPA and NHDES On June 15, 2018 for review. Following a review of the captured fish summary and additional correspondence with CES, the EPA and NHDES selected the following fish for laboratory analysis based on the location of capture, species, and size, for compositing and submission to the analytical laboratory:

LOCATION	SPECIES	FISH IDENTIFICATION NUMBERS	TOTAL WEIGHT (GRAMS)
Lafayette Composite 1	American Eel	1,2,3,4, and 5	208
Lafayette Composite 2	Golden Shiner	2,3,4,5, and 6	109
Lang Composite 1	Golden Shiner	2,4,5,8, and 10	75
Lang Composite 2	Red Fin Pickerel	2,4,6,8, and 15	84
Sagamore Composite 1	Golden Shiner	1,2,6,11, and 14	125
Sagamore Composite 2	Red Fin Pickerel	2,3,5,15, and 19	109
Brackett Composite 1	American Eel	1,2,3,4, and 6	263
Brackett Composite 2	Red Fin Pickerel	2,3,4,5, and 8	98
Brackett Composite 3	Brown Trout	2,3, and 4	397
Brackett Individual	Brown Trout	1	378

The selected samples were retrieved from storage by EAI and shipped to Vista, on July 16, 2018. Samples were received by Vista on July 17, 2018 for processing and laboratory analyses.

RESULTS

A final analytical data package was received from Vista on August 30, 2018 and reviewed by CES to verify that data met the quality assurance requirements of the QAPP. Our review indicates that data meet the QAPP requirements.

Data are summarized on **Table 1**. PFAS concentrations detected in fish tissue samples vary by fish species and location. However, in all cases, PFAS concentrations detected in fish samples are below the site-specific, single contaminant Screening Level (SL) established by EPA for both an Adult and Child consuming fish. This has been determined to be the appropriate screening level, because PFAS are the only bioaccumulative contaminant of concern known to be present in Berry's Brook.

It should be noted that fish tissue from the single large Brown Trout caught and analyzed individually by the laboratory detected one of the lowest PFAS concentrations of the samples analyzed. The composite sample of three smaller Brown Trout also showed relatively lower PFAS concentrations compared to other samples. We believe this is an important consideration since Brown Trout are much more likely to be consumed by local anglers than the small (inches in length) shiners, eels and pickerel that were collected from locations in Berry's Brook and some of which had the highest PFAS concentrations of the samples analyzed.

EPA's site-specific SLs for PFAS are based on a conservative risk analysis and are meant to provide a threshold value to determine if more evaluation of potential risk is warranted. For example, the SLs assume an adult would eat 23 grams of fish daily from the Brook over 20 years. Since PFAS were detected in all analyzed fish tissue samples at concentrations well below the single contaminant SL, it does not appear that consumption of fish from Berry's Brook and estuary would pose an unacceptable risk for local anglers. Because the intent of the SL is to determine whether further investigation is warranted, it does not appear that further investigation is necessary.

If you have any questions, or if additional information is needed, please contact the undersigned at (207) 765-6009.

Sincerely,
CES, Inc.

Dennis B. Kingman, Jr., CHMM
Senior Project Scientist

Michael A. Deyling
Senior Project Manager

DBK/MAD/cmc
Enc.

Sensible Solutions.

TABLE 1

Summary of PFAS Fish Tissue Analytical Data - June 2018

Berry's Brook - Coakley Landfill Superfund Site

North Hampton and Greenland, New Hampshire

	Lafayette			Lang		Sagamore		Brackett						Site Specific Risk-Based Screening Levels [1]	
Sampling Point ID	Eel No. 1,2,3,4,5	Eel No. 1,2,3,4,5 Dup	Shiner No. 2,3,4,5,6	Shiner No. 2,4,5,8,10	Pickerel No. 2,4,6,8,15	Shiner No. 1,2,6,11,14	Pickerel No. 2,3,5,15,19	Eel No. 1,2,3,4,6	Pickerel No. 2,3,4,5,8	Individual Trout 1	Composite Trout No. 2,3,4	NDHControl.01-05 (ng/g)	NDHControl.01-05 Duplicate (ng/g)	Adult Consumption (ng/g)	Child Consumption (ng/g)
Date of Sample Collection	6/12/18	6/12/18	6/12/18	6/13/18	6/13/18	6/14/18	6/14/18	6/15/18	6/15/18	6/15/18	6/15/18	4/16/2018	4/16/2018		
PER- and POLYFLUOROALKYL SUBSTANCES BY MODIFIED 537 - ng/g															
Perfluorobutanesulfonic acid (PFBS)	0.465U	0.467U	0.472U	0.474U	0.469U	0.472U	0.469U	0.462U	0.467U	0.462U	0.465U	0.462U	0.465U	72200	5210
Perfluoroheptanoic acid (PFHpA)	0.210U	0.211U	0.213U	0.214U	0.212U	0.213U	0.212U	0.209U	0.211U	0.209U	0.210U	0.209U	0.210U	---	---
Perfluorohexanesulfonic acid (PFHxS)	0.475U	0.477U	0.482U	0.484U	0.479U	0.482U	0.479U	0.472U	0.477U	0.472U	0.475U	0.472U	0.475U	---	---
Perfluorooctanoic acid (PFOA)	0.763	0.665	0.120U	0.121U	0.120U	0.120U	0.205J	0.256	0.337	0.118U	0.133J	0.118U	0.119U	72.2	52.1
Perfluorononanoic acid (PFNA)	1.72	1.27	0.634	0.543	0.224	0.197U	0.481	0.648	1.69	0.194U	1.69	0.194U	0.195U	---	---
Perfluorooctanesulfonic (PFOS)	19.2	15.7	17	12.2	2.63	1.97	4.13	11.2	9.42	2.38	6.1	0.295U	0.296U	72.2	52.1

ABBREVIATIONS

SL	Screening Level
ng/g	nanograms per gram
U	Not detected
J	Estimated concentration

Notes:

1. Screening levels are based on EPA's Risk Assessment for a single contaminant (PFAS). This has been determined to be the appropriate screening level, because PFAS are the only bioaccumulative contaminant of concern known to be present in Berry's Brook.

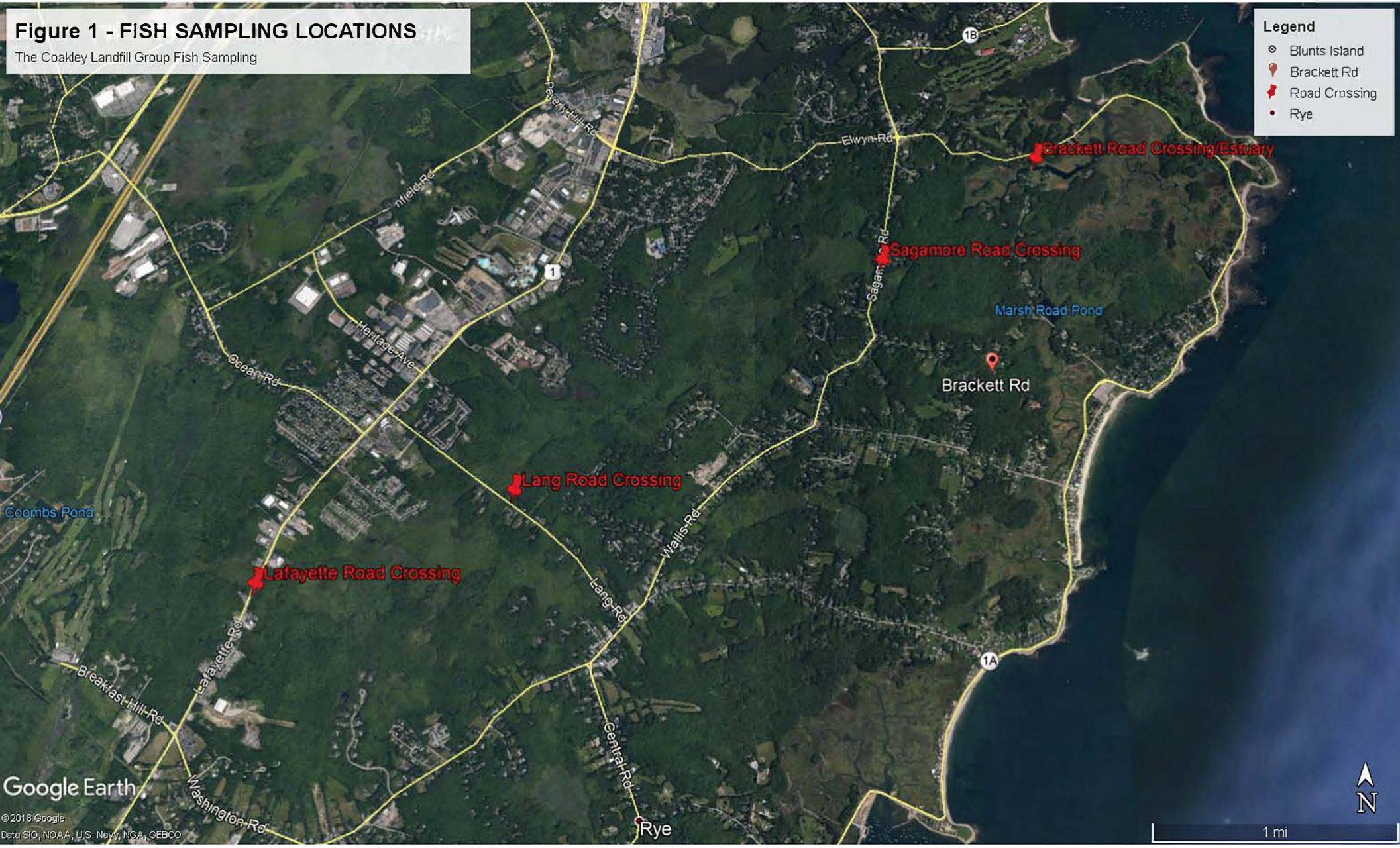
Figure 1 - FISH SAMPLING LOCATIONS
The Coakley Landfill Group Fish Sampling
Legend
Blunts Island
Brackett Rd
Road Crossing
Rye
Brackett Road Crossing/Estuary
Sagamore Road Crossing
Lang Road Crossing
Lafayette Road Crossing
Marsh Road Pond
Coombs Pond
Brackett Rd
Rye
Elwyn Rd
Beverly Hill Rd
Heritage Ave
Ocean Rd
Wallis Rd
Lang Rd
Central Rd
Lafayette Rd
Breakfast Hill Rd
Washington Rd
1
1B
1A
Google Earth
©2018 Google
Data SIO, NOAA, U.S. Navy, NGA, GEBCO
1 mi
N

ATTACHMENT A

LABORATORY ANALYTICAL DATA

Eastern Analytical, Inc.

professional laboratory and drilling services

Michael A. Deyling
CES, Inc. (Lewiston)
640 Main Street
Lewiston , ME 04240

Subject: Laboratory Report

Eastern Analytical, Inc. ID:	183015
Client Identification:	Coakley Landfill | 10424.018-01
Date Received:	6/12/2018

Dear Mr. Deyling :

Enclosed please find the report of analysis for the above identified project.
As discussed, analyses were subcontracted and are listed as follows:

Analysis:	Subcontract - Perfluorinated Compounds EPA Method 537 Vista
Subcontractor Lab:	Vista Analytical Laboratory

A complete copy of the report is attached. This report may not be reproduced except in full, without the written approval of the laboratory.

We appreciate this opportunity to be of service and look forward to your continued patronage.

Sincerely,

Lorraine Olashaw	8.30.18	540
Lorraine Olashaw, Lab Director	Date	# of pages (excluding cover letter)

August 29, 2018

Vista Work Order No. 1801808

Ms. Jennifer Laramie
Eastern Analytical, Inc.
25 Chennell Drive
Concord, NH 03301

Dear Ms. Laramie,

Enclosed are the results for the sample set received at Vista Analytical Laboratory on July 17, 2018 under your Project Name '183015 NH 2433'.

Vista Analytical Laboratory is committed to serving you effectively. If you require additional information, please contact me at 916-673-1520 or by email at mmaier@vista-analytical.com.

Thank you for choosing Vista as part of your analytical support team.

Sincerely,

Martha Maier
Laboratory Director

Vista Analytical Laboratory certifies that the report herein meets all the requirements set forth by NELAP for those applicable test methods. Results relate only to the samples as received by the laboratory. This report should not be reproduced except in full without the written approval of Vista.

Vista Analytical Laboratory 1104 Windfield Way El Dorado Hills, CA 95762 ph: 916-673-1520 fx: 916-673-0106 www.vista-analytical.com

Work Order 1801808 Page 1 of 517

Vista Work Order No. 1801808
Case Narrative

Sample Condition on Receipt:

Ten tissue samples were received in good condition and within the method temperature requirements. The samples were received and stored securely in accordance with Vista standard operating procedures and EPA methodology.
As directed, the sample collection times were updated for "Composite Lafayette eel no. 1,2,3,4,5" (12:42) and "Composite Sagamore pickerel no. 2,3,5,15,19" (12:15).

Analytical Notes:

PFAS Isotope Dilution Method

The samples were extracted and analyzed for a selected list of six PFAS using the PFAS Isotope Dilution Method. This method is listed on Vista's NELAP certificate as Modifed EPA Method 537. The results for PFHxS, PFOA and PFOS include both linear and branched isomers. Results for all other analytes include the linear isomers only.

Holding Times

The samples were extracted and analyzed within the QAPP-specified hold times. The Equipment Rinse required re-extraction; the re-extraction was performed outside of the hold time. The raw data from each extraction are included in the report.

Tissue Analysis

The fish tissue sample was prepared and compositied following the "Quality Assurance Project Plan for Coakley Landfill Superfund Site North Hampton and Greenland, New Hampshire".

Quality Control

The Initial Calibration and Continuing Calibration Verifications met the acceptance criteria.

A Method Blank and Ongoing Precision and Recovery (OPR) sample were extracted and analyzed with the preparation batch. No analytes were detected in the Method Blank above the Reporting Limit. The OPR recoveries were within the method acceptance criteria.

A duplicate analysis was performed on the tissue sample.

The labeled standard recoveries were within the acceptance criteria.

Aqueous Analysis

An equipment rinsate sample was created after cleaning the equipment, per the QAPP.

Quality Control

The sample required re-extraction because the associated QC samples did not meet the acceptance. The raw data from each extraction are included in the report; no target analytes were detected in either extraction.

The Initial Calibration and Continuing Calibration Verifications met the acceptance criteria.

A Method Blank and Ongoing Precision and Recovery (OPR) sample were extracted and analyzed with the preparation batch associated with the re-extracted sample. No analytes were detected in the Method Blank above the Reporting Limit. The OPR recoveries were within the method acceptance criteria.

The labeled standard recoveries were within the acceptance criteria.

QC Anomalies

LabNumber	SampleName	Analysis	Analyte	Flag	%Rec
B8H0017-BLK1	B8H0017-BLK1	PFAS Isotope Dilution Method	13C3-PFBS	H	188
B8H0017-BS1	B8H0017-BS1	PFAS Isotope Dilution Method	13C4-PFHpA	H	38.3
B8H0017-BS1	B8H0017-BS1	PFAS Isotope Dilution Method	18O2-PFHxS	H	34.1
B8H0017-BS1	B8H0017-BS1	PFAS Isotope Dilution Method	13C2-PFOA	H	35.8
B8H0017-BS1	B8H0017-BS1	PFAS Isotope Dilution Method	13C5-PFNA	H	34.7
B8H0017-BS1	B8H0017-BS1	PFAS Isotope Dilution Method	13C8-PFOS	H	39.6

H = Recovery was outside laboratory acceptance criteria.

TABLE OF CONTENTS

Case Narrative..... 1

Table of Contents..... 4

Sample Inventory..... 5

Analytical Results..... 6

Qualifiers..... 24

Certifications..... 25

Sample Receipt..... 26

Extraction Information..... 31

Sample Data - VAL - PFAS..... 45

Sample Data - PFAS Isotope Dilution Method..... 111

Continuing Calibration..... 168

Initial Calibration..... 231

Sample Inventory Report

Vista Sample ID	Client Sample ID	Sampled	Received	Components/Containers
1801808-01	Composite Lafayette eel no. 1,2,3,4,5	12-Jun-18 12:42	17-Jul-18 11:02	Tissue in Foil
1801808-02	Composite Brackett eel no. 1,2,3,4,6	14-Jun-18 12:12	17-Jul-18 11:02	Tissue in Foil
1801808-03	Composite Lafayette shiner no. 2,3,4,5,6	12-Jun-18 12:17	17-Jul-18 11:02	Tissue in Foil
1801808-04	Composite Lang shiner no. 2,4,5,8,10	13-Jun-18 10:24	17-Jul-18 11:02	Tissue in Foil
1801808-05	Composite Sagamore shiner no. 1,2,6,11,14	13-Jun-18 11:55	17-Jul-18 11:02	Tissue in Foil
1801808-06	Composite Lang pickerel no. 2,4,6,8,15	13-Jun-18 10:56	17-Jul-18 11:02	Tissue in Foil
1801808-07	Composite Sagamore pickerel no. 2,3,5,15,19	13-Jun-18 12:16	17-Jul-18 11:02	Tissue in Foil
1801808-08	Composite Brackett pickerel no. 2,3,4,5,8	14-Jun-18 10:50	17-Jul-18 11:02	Tissue in Foil
1801808-09	Individual trout no. 1	14-Jun-18 11:33	17-Jul-18 11:02	Tissue in Foil
1801808-10	Composite trout no. 2,3,4	14-Jun-18 11:40	17-Jul-18 11:02	Tissue in Foil
1801808-11	Equipment Rinsate	23-Jul-18 13:00	17-Jul-18 11:02	HDPE Bottle, 250 mL
				HDPE Bottle, 250 mL
				HDPE Bottle, 250 mL
				HDPE Bottle, 250 mL

ANALYTICAL RESULTS

Sample ID: Method Blank

VAL - PFAS

Client Data

Name: Eastern Analytical, Inc.
Project: 183015 NH 2433
Matrix: Tissue

Laboratory Data

Lab Sample: B8H0100-BLK1
Column: BEH C18

Analyte	CAS Number	Conc. (ng/g)	MDL	RL	Qualifiers	Batch	Extracted	Samp Size	Analyzed	Dilution
PFBS	375-73-5	ND	0.474	0.500		B8H0100	14-Aug-18	2.00 g	23-Aug-18 03:03	1
PFHpA	375-85-9	ND	0.214	0.250		B8H0100	14-Aug-18	2.00 g	23-Aug-18 03:03	1
PFHxS	355-46-4	ND	0.484	1.25		B8H0100	14-Aug-18	2.00 g	23-Aug-18 03:03	1
PFOA	335-67-1	ND	0.121	0.250		B8H0100	14-Aug-18	2.00 g	23-Aug-18 03:03	1
PFNA	375-95-1	ND	0.198	0.250		B8H0100	14-Aug-18	2.00 g	23-Aug-18 03:03	1
PFOS	1763-23-1	ND	0.302	1.25		B8H0100	14-Aug-18	2.00 g	23-Aug-18 03:03	1

Labeled Standards	Type	% Recovery	Limits	Qualifiers	Batch	Extracted	Samp Size	Analyzed	Dilution
13C3-PFBS	IS	136	40 - 150		B8H0100	14-Aug-18	2.00 g	23-Aug-18 03:03	1
13C4-PFHpA	IS	108	40 - 150		B8H0100	14-Aug-18	2.00 g	23-Aug-18 03:03	1
18O2-PFHxS	IS	105	40 - 150		B8H0100	14-Aug-18	2.00 g	23-Aug-18 03:03	1
13C2-PFOA	IS	96.6	40 - 150		B8H0100	14-Aug-18	2.00 g	23-Aug-18 03:03	1
13C5-PFNA	IS	95.4	40 - 150		B8H0100	14-Aug-18	2.00 g	23-Aug-18 03:03	1
13C8-PFOS	IS	105	20 - 130		B8H0100	14-Aug-18	2.00 g	23-Aug-18 03:03	1

MDL - Method Detection Limit RL - Reporting limit Results reported to MDL.

When reported, PFHxS, PFOA, PFOS, MeFOSAA and EtFOSAA include both linear and branched isomers. Only the linear isomer is reported for all other analytes.

Sample ID: OPR

VAL - PFAS

Client Data

Name: Eastern Analytical, Inc.
Project: 183015 NH 2433
Matrix: Tissue

Laboratory Data

Lab Sample: B8H0100-BS1
Column: BEH C18

Analyte	CAS Number	Amt Found (ng/g)	Spike Amt	% Rec	Limits	Qualifiers	Batch	Extracted	Samp Size	Analyzed	Dilution
PFBS	375-73-5	5.56	5.00	111	70 - 130		B8H0100	14-Aug-18	2.00 g	23-Aug-18 02:53	1
PFHpA	375-85-9	5.11	5.00	102	70 - 130		B8H0100	14-Aug-18	2.00 g	23-Aug-18 02:53	1
PFHxS	355-46-4	5.06	5.00	101	70 - 130		B8H0100	14-Aug-18	2.00 g	23-Aug-18 02:53	1
PFOA	335-67-1	5.34	5.00	107	70 - 130		B8H0100	14-Aug-18	2.00 g	23-Aug-18 02:53	1
PFNA	375-95-1	5.19	5.00	104	70 - 130		B8H0100	14-Aug-18	2.00 g	23-Aug-18 02:53	1
PFOS	1763-23-1	5.62	5.00	112	70 - 130		B8H0100	14-Aug-18	2.00 g	23-Aug-18 02:53	1

Labeled Standards	Type	% Rec	Limits	Qualifiers	Batch	Extracted	Samp Size	Analyzed	Dilution
13C3-PFBS	IS	101	40- 150		B8H0100	14-Aug-18	2.00 g	23-Aug-18 02:53	1
13C4-PFHpA	IS	98.5	40- 150		B8H0100	14-Aug-18	2.00 g	23-Aug-18 02:53	1
18O2-PFHxS	IS	92.1	40- 150		B8H0100	14-Aug-18	2.00 g	23-Aug-18 02:53	1
13C2-PFOA	IS	86.4	40- 150		B8H0100	14-Aug-18	2.00 g	23-Aug-18 02:53	1
13C5-PFNA	IS	87.9	40- 150		B8H0100	14-Aug-18	2.00 g	23-Aug-18 02:53	1
13C8-PFOS	IS	87.4	20- 130		B8H0100	14-Aug-18	2.00 g	23-Aug-18 02:53	1

Sample ID: Composite Lafayette eel no. 1,2,3,4,5

VAL - PFAS

Client Data

Name: Eastern Analytical, Inc.
Project: 183015 NH 2433
Matrix: Tissue
Date Collected: 12-Jun-18 12:42

Laboratory Data

Lab Sample: 1801808-01
Date Received: 17-Jul-18 11:02
Column: BEH C18

Analyte	CAS Number	Conc. (ng/g)	MDL	RL	Qualifiers	Batch	Extracted	Samp Size	Analyzed	Dilution
PFBS	375-73-5	ND	0.465	0.490		B8H0100	14-Aug-18	2.04 g	23-Aug-18 03:24	1
PFHpA	375-85-9	ND	0.210	0.245		B8H0100	14-Aug-18	2.04 g	23-Aug-18 03:24	1
PFHxS	355-46-4	ND	0.475	1.23		B8H0100	14-Aug-18	2.04 g	23-Aug-18 03:24	1
PFOA	335-67-1	0.763	0.119	0.245		B8H0100	14-Aug-18	2.04 g	23-Aug-18 03:24	1
PFNA	375-95-1	1.72	0.195	0.245		B8H0100	14-Aug-18	2.04 g	23-Aug-18 03:24	1
PFOS	1763-23-1	19.2	0.296	1.23		B8H0100	14-Aug-18	2.04 g	23-Aug-18 03:24	1

Labeled Standards	Type	% Recovery	Limits	Qualifiers	Batch	Extracted	Samp Size	Analyzed	Dilution
13C3-PFBS	IS	58.4	40 - 150		B8H0100	14-Aug-18	2.04 g	23-Aug-18 03:24	1
13C4-PFHpA	IS	49.8	40 - 150		B8H0100	14-Aug-18	2.04 g	23-Aug-18 03:24	1
18O2-PFHxS	IS	50.1	40 - 150		B8H0100	14-Aug-18	2.04 g	23-Aug-18 03:24	1
13C2-PFOA	IS	48.1	40 - 150		B8H0100	14-Aug-18	2.04 g	23-Aug-18 03:24	1
13C5-PFNA	IS	51.9	40 - 150		B8H0100	14-Aug-18	2.04 g	23-Aug-18 03:24	1
13C8-PFOS	IS	60.1	20 - 130		B8H0100	14-Aug-18	2.04 g	23-Aug-18 03:24	1

MDL - Method Detection Limit RL - Reporting limit Results reported to MDL.

When reported, PFHxS, PFOA, PFOS, MeFOSAA and EtFOSAA include both linear and branched isomers. Only the linear isomer is reported for all other analytes.

Sample ID: Composite Lafayette eel no. 1,2,3,4,5 — VAL - PFAS

Client Data

Name: Eastern Analytical, Inc. Matrix: Tissue
Project: 183015 NH 2433

Laboratory Data

Lab Sample: B8H0100-DUP1 Column: BEH C18
Source Lab Sampl 1801808-01

Analyte	CAS Number	Conc. (ng/g)	MDL	RL	Qualifiers	Batch	Extracted	Samp Size	Analyzed	Dilution
PFBS	375-73-5	ND	0.467	0.493		B8H0100	14-Aug-18	2.03 g	23-Aug-18 03:14	1
PFHpA	375-85-9	ND	0.211	0.246		B8H0100	14-Aug-18	2.03 g	23-Aug-18 03:14	1
PFHxS	355-46-4	ND	0.477	1.23		B8H0100	14-Aug-18	2.03 g	23-Aug-18 03:14	1
PFOA	335-67-1	0.665	0.119	0.246		B8H0100	14-Aug-18	2.03 g	23-Aug-18 03:14	1
PFNA	375-95-1	1.27	0.195	0.246		B8H0100	14-Aug-18	2.03 g	23-Aug-18 03:14	1
PFOS	1763-23-1	15.7	0.298	1.23		B8H0100	14-Aug-18	2.03 g	23-Aug-18 03:14	1

Labeled Standards	Type	% Recovery	Limits	Qualifiers	Batch	Extracted	Samp Size	Analyzed	Dilution
13C3-PFBS	IS	52.9	40 - 150		B8H0100	14-Aug-18	2.03 g	23-Aug-18 03:14	1
13C4-PFHpA	IS	42.2	40 - 150		B8H0100	14-Aug-18	2.03 g	23-Aug-18 03:14	1
18O2-PFHxS	IS	45.8	40 - 150		B8H0100	14-Aug-18	2.03 g	23-Aug-18 03:14	1
13C2-PFOA	IS	41.1	40 - 150		B8H0100	14-Aug-18	2.03 g	23-Aug-18 03:14	1
13C5-PFNA	IS	46.6	40 - 150		B8H0100	14-Aug-18	2.03 g	23-Aug-18 03:14	1
13C8-PFOS	IS	55.5	20 - 130		B8H0100	14-Aug-18	2.03 g	23-Aug-18 03:14	1

MDL - Method Detection Limit RL - Reporting limit Results reported to MDL.

When reported, PFHxS, PFOA, PFOS, MeFOSAA and EtFOSAA include both linear and branched isomers. Only the linear isomer is reported for all other analytes.

Sample ID: Composite Lafayette eel no. 1,2,3,4,5

VAL - PFAS

Name:	Eastern Analytical, Inc.	Lab Sample:	1801808-01/B8H0100-DUP1	Source Lab Sample:	1801808-01
Project:	183015 NH 2433	QC Batch:	B8H0100	Date Extracted:	14-Aug-18
Matrix:	Tissue	Samp Size:	2.04/2.03 g	Column:	BEH C18

Analyte	CAS Number	Sample (ng/g)	Sample Quals	DUP (ng/g)	RPD	DUP Quals	RPD Limits	Sample Analyzed	Sample Dil	DUP Analyzed	DUP Dil
PFBS	375-73-5	ND		ND	NA		0-0 40	23-Aug-18 03:24	1	23-Aug-18 03:14	1
PFHpA	375-85-9	ND		ND	NA		0-0 40	23-Aug-18 03:24	1	23-Aug-18 03:14	1
PFHxS	355-46-4	ND		ND	NA		0-0 40	23-Aug-18 03:24	1	23-Aug-18 03:14	1
PFOA	335-67-1	0.763		0.665	13.7		0-0 40	23-Aug-18 03:24	1	23-Aug-18 03:14	1
PFNA	375-95-1	1.72		1.27	29.7		0-0 40	23-Aug-18 03:24	1	23-Aug-18 03:14	1
PFOS	1763-23-1	19.2		15.7	20.2		0-0 40	23-Aug-18 03:24	1	23-Aug-18 03:14	1

Labeled Standards	Type	Sample % Rec	Sample Quals	DUP % Rec	DUP Quals	Limits	Sample Analyzed	Sample Dil	DUP Analyzed	DUP Dil
13C3-PFBS	IS	58.4		52.9		40-150	23-Aug-18 03:24	1	23-Aug-18 03:14	1
13C4-PFHpA	IS	49.8		42.2		40-150	23-Aug-18 03:24	1	23-Aug-18 03:14	1
18O2-PFHxS	IS	50.1		45.8		40-150	23-Aug-18 03:24	1	23-Aug-18 03:14	1
13C2-PFOA	IS	48.1		41.1		40-150	23-Aug-18 03:24	1	23-Aug-18 03:14	1
13C5-PFNA	IS	51.9		46.6		40-150	23-Aug-18 03:24	1	23-Aug-18 03:14	1
13C8-PFOS	IS	60.1		55.5		20-130	23-Aug-18 03:24	1	23-Aug-18 03:14	1

Sample ID: Composite Brackett eel no. 1,2,3,4,6 — VAL - PFAS

Client Data

Name: Eastern Analytical, Inc.
Project: 183015 NH 2433
Matrix: Tissue
Date Collected: 14-Jun-18 12:12

Laboratory Data

Lab Sample: 1801808-02
Date Received: 17-Jul-18 11:02
Column: BEH C18

Analyte	CAS Number	Conc. (ng/g)	MDL	RL	Qualifiers	Batch	Extracted	Samp Size	Analyzed	Dilution
PFBS	375-73-5	ND	0.462	0.488		B8H0100	14-Aug-18	2.05 g	23-Aug-18 03:56	1
PFHpA	375-85-9	ND	0.209	0.244		B8H0100	14-Aug-18	2.05 g	23-Aug-18 03:56	1
PFHxS	355-46-4	ND	0.472	1.22		B8H0100	14-Aug-18	2.05 g	23-Aug-18 03:56	1
PFOA	335-67-1	0.256	0.118	0.244		B8H0100	14-Aug-18	2.05 g	23-Aug-18 03:56	1
PFNA	375-95-1	0.648	0.194	0.244		B8H0100	14-Aug-18	2.05 g	23-Aug-18 03:56	1
PFOS	1763-23-1	11.2	0.295	1.22		B8H0100	14-Aug-18	2.05 g	23-Aug-18 03:56	1

Labeled Standards	Type	% Recovery	Limits	Qualifiers	Batch	Extracted	Samp Size	Analyzed	Dilution
13C3-PFBS	IS	55.8	40 - 150		B8H0100	14-Aug-18	2.05 g	23-Aug-18 03:56	1
13C4-PFHpA	IS	45.1	40 - 150		B8H0100	14-Aug-18	2.05 g	23-Aug-18 03:56	1
18O2-PFHxS	IS	55.9	40 - 150		B8H0100	14-Aug-18	2.05 g	23-Aug-18 03:56	1
13C2-PFOA	IS	45.8	40 - 150		B8H0100	14-Aug-18	2.05 g	23-Aug-18 03:56	1
13C5-PFNA	IS	52.5	40 - 150		B8H0100	14-Aug-18	2.05 g	23-Aug-18 03:56	1
13C8-PFOS	IS	60.2	20 - 130		B8H0100	14-Aug-18	2.05 g	23-Aug-18 03:56	1

MDL - Method Detection Limit RL - Reporting limit Results reported to MDL.

When reported, PFHxS, PFOA, PFOS, MeFOSAA and EtFOSAA include both linear and branched isomers. Only the linear isomer is reported for all other analytes.

Sample ID: Composite Lafayette shiner no. 2,3,4,5,6 — VAL - PFAS

Client Data

Name: Eastern Analytical, Inc.
Project: 183015 NH 2433
Matrix: Tissue
Date Collected: 12-Jun-18 12:17

Laboratory Data

Lab Sample: 1801808-03
Date Received: 17-Jul-18 11:02
Column: BEH C18

Analyte	CAS Number	Conc. (ng/g)	MDL	RL	Qualifiers	Batch	Extracted	Samp Size	Analyzed	Dilution
PFBS	375-73-5	ND	0.472	0.498		B8H0100	14-Aug-18	2.01 g	23-Aug-18 04:07	1
PFHpA	375-85-9	ND	0.213	0.249		B8H0100	14-Aug-18	2.01 g	23-Aug-18 04:07	1
PFHxS	355-46-4	ND	0.482	1.24		B8H0100	14-Aug-18	2.01 g	23-Aug-18 04:07	1
PFOA	335-67-1	ND	0.120	0.249		B8H0100	14-Aug-18	2.01 g	23-Aug-18 04:07	1
PFNA	375-95-1	0.634	0.197	0.249		B8H0100	14-Aug-18	2.01 g	23-Aug-18 04:07	1
PFOS	1763-23-1	17.0	0.300	1.24		B8H0100	14-Aug-18	2.01 g	23-Aug-18 04:07	1

Labeled Standards	Type	% Recovery	Limits	Qualifiers	Batch	Extracted	Samp Size	Analyzed	Dilution
13C3-PFBS	IS	79.6	40 - 150		B8H0100	14-Aug-18	2.01 g	23-Aug-18 04:07	1
13C4-PFHpA	IS	67.4	40 - 150		B8H0100	14-Aug-18	2.01 g	23-Aug-18 04:07	1
18O2-PFHxS	IS	63.9	40 - 150		B8H0100	14-Aug-18	2.01 g	23-Aug-18 04:07	1
13C2-PFOA	IS	61.1	40 - 150		B8H0100	14-Aug-18	2.01 g	23-Aug-18 04:07	1
13C5-PFNA	IS	61.0	40 - 150		B8H0100	14-Aug-18	2.01 g	23-Aug-18 04:07	1
13C8-PFOS	IS	62.2	20 - 130		B8H0100	14-Aug-18	2.01 g	23-Aug-18 04:07	1

MDL - Method Detection Limit RL - Reporting limit Results reported to MDL.

When reported, PFHxS, PFOA, PFOS, MeFOSAA and EtFOSAA include both linear and branched isomers. Only the linear isomer is reported for all other analytes.

Sample ID: Composite Lang shiner no. 2,4,5,8,10 — VAL - PFAS

Client Data

Name: Eastern Analytical, Inc.
Project: 183015 NH 2433
Matrix: Tissue
Date Collected: 13-Jun-18 10:24

Laboratory Data

Lab Sample: 1801808-04
Date Received: 17-Jul-18 11:02
Column: BEH C18

Analyte	CAS Number	Conc. (ng/g)	MDL	RL	Qualifiers	Batch	Extracted	Samp Size	Analyzed	Dilution
PFBS	375-73-5	ND	0.474	0.500		B8H0100	14-Aug-18	2.00 g	23-Aug-18 04:17	1
PFHpA	375-85-9	ND	0.214	0.250		B8H0100	14-Aug-18	2.00 g	23-Aug-18 04:17	1
PFHxS	355-46-4	ND	0.484	1.25		B8H0100	14-Aug-18	2.00 g	23-Aug-18 04:17	1
PFOA	335-67-1	ND	0.121	0.250		B8H0100	14-Aug-18	2.00 g	23-Aug-18 04:17	1
PFNA	375-95-1	0.543	0.198	0.250		B8H0100	14-Aug-18	2.00 g	23-Aug-18 04:17	1
PFOS	1763-23-1	12.2	0.302	1.25		B8H0100	14-Aug-18	2.00 g	23-Aug-18 04:17	1

Labeled Standards	Type	% Recovery	Limits	Qualifiers	Batch	Extracted	Samp Size	Analyzed	Dilution
13C3-PFBS	IS	79.9	40 - 150		B8H0100	14-Aug-18	2.00 g	23-Aug-18 04:17	1
13C4-PFHpA	IS	62.3	40 - 150		B8H0100	14-Aug-18	2.00 g	23-Aug-18 04:17	1
18O2-PFHxS	IS	68.9	40 - 150		B8H0100	14-Aug-18	2.00 g	23-Aug-18 04:17	1
13C2-PFOA	IS	61.5	40 - 150		B8H0100	14-Aug-18	2.00 g	23-Aug-18 04:17	1
13C5-PFNA	IS	64.2	40 - 150		B8H0100	14-Aug-18	2.00 g	23-Aug-18 04:17	1
13C8-PFOS	IS	74.4	20 - 130		B8H0100	14-Aug-18	2.00 g	23-Aug-18 04:17	1

MDL - Method Detection Limit RL - Reporting limit Results reported to MDL.

When reported, PFHxS, PFOA, PFOS, MeFOSAA and EtFOSAA include both linear and branched isomers. Only the linear isomer is reported for all other analytes.

Sample ID: Composite Sagamore shiner no. 1,2,6,11,14 — VAL - PFAS

Client Data

Name: Eastern Analytical, Inc.
Project: 183015 NH 2433
Matrix: Tissue
Date Collected: 13-Jun-18 11:55

Laboratory Data

Lab Sample: 1801808-05
Date Received: 17-Jul-18 11:02
Column: BEH C18

Analyte	CAS Number	Conc. (ng/g)	MDL	RL	Qualifiers	Batch	Extracted	Samp Size	Analyzed	Dilution
PFBS	375-73-5	ND	0.472	0.498		B8H0100	14-Aug-18	2.01 g	23-Aug-18 04:28	1
PFHpA	375-85-9	ND	0.213	0.249		B8H0100	14-Aug-18	2.01 g	23-Aug-18 04:28	1
PFHxS	355-46-4	ND	0.482	1.24		B8H0100	14-Aug-18	2.01 g	23-Aug-18 04:28	1
PFOA	335-67-1	ND	0.120	0.249		B8H0100	14-Aug-18	2.01 g	23-Aug-18 04:28	1
PFNA	375-95-1	ND	0.197	0.249		B8H0100	14-Aug-18	2.01 g	23-Aug-18 04:28	1
PFOS	1763-23-1	1.97	0.300	1.24		B8H0100	14-Aug-18	2.01 g	23-Aug-18 04:28	1

Labeled Standards	Type	% Recovery	Limits	Qualifiers	Batch	Extracted	Samp Size	Analyzed	Dilution
13C3-PFBS	IS	99.7	40 - 150		B8H0100	14-Aug-18	2.01 g	23-Aug-18 04:28	1
13C4-PFHpA	IS	82.8	40 - 150		B8H0100	14-Aug-18	2.01 g	23-Aug-18 04:28	1
18O2-PFHxS	IS	80.8	40 - 150		B8H0100	14-Aug-18	2.01 g	23-Aug-18 04:28	1
13C2-PFOA	IS	78.2	40 - 150		B8H0100	14-Aug-18	2.01 g	23-Aug-18 04:28	1
13C5-PFNA	IS	75.9	40 - 150		B8H0100	14-Aug-18	2.01 g	23-Aug-18 04:28	1
13C8-PFOS	IS	87.1	20 - 130		B8H0100	14-Aug-18	2.01 g	23-Aug-18 04:28	1

MDL - Method Detection Limit RL - Reporting limit Results reported to MDL.

When reported, PFHxS, PFOA, PFOS, MeFOSAA and EtFOSAA include both linear and branched isomers. Only the linear isomer is reported for all other analytes.

Sample ID: Composite Lang pickerel no. 2,4,6,8,15 — VAL - PFAS

Client Data

Name: Eastern Analytical, Inc.
Project: 183015 NH 2433
Matrix: Tissue
Date Collected: 13-Jun-18 10:56

Laboratory Data

Lab Sample: 1801808-06
Date Received: 17-Jul-18 11:02
Column: BEH C18

Analyte	CAS Number	Conc. (ng/g)	MDL	RL	Qualifiers	Batch	Extracted	Samp Size	Analyzed	Dilution
PFBS	375-73-5	ND	0.469	0.495		B8H0100	14-Aug-18	2.02 g	23-Aug-18 04:38	1
PFHpA	375-85-9	ND	0.212	0.248		B8H0100	14-Aug-18	2.02 g	23-Aug-18 04:38	1
PFHxS	355-46-4	ND	0.479	1.24		B8H0100	14-Aug-18	2.02 g	23-Aug-18 04:38	1
PFOA	335-67-1	ND	0.120	0.248		B8H0100	14-Aug-18	2.02 g	23-Aug-18 04:38	1
PFNA	375-95-1	0.224	0.196	0.248	J	B8H0100	14-Aug-18	2.02 g	23-Aug-18 04:38	1
PFOS	1763-23-1	2.63	0.299	1.24		B8H0100	14-Aug-18	2.02 g	23-Aug-18 04:38	1

Labeled Standards	Type	% Recovery	Limits	Qualifiers	Batch	Extracted	Samp Size	Analyzed	Dilution
13C3-PFBS	IS	76.4	40 - 150		B8H0100	14-Aug-18	2.02 g	23-Aug-18 04:38	1
13C4-PFHpA	IS	58.0	40 - 150		B8H0100	14-Aug-18	2.02 g	23-Aug-18 04:38	1
18O2-PFHxS	IS	59.6	40 - 150		B8H0100	14-Aug-18	2.02 g	23-Aug-18 04:38	1
13C2-PFOA	IS	58.9	40 - 150		B8H0100	14-Aug-18	2.02 g	23-Aug-18 04:38	1
13C5-PFNA	IS	56.9	40 - 150		B8H0100	14-Aug-18	2.02 g	23-Aug-18 04:38	1
13C8-PFOS	IS	64.6	20 - 130		B8H0100	14-Aug-18	2.02 g	23-Aug-18 04:38	1

MDL - Method Detection Limit RL - Reporting limit Results reported to MDL.

When reported, PFHxS, PFOA, PFOS, MeFOSAA and EtFOSAA include both linear and branched isomers. Only the linear isomer is reported for all other analytes.

Sample ID: Composite Sagamore pickerel no. 2,3,5,15,19 — VAL - PFAS

Client Data

Name: Eastern Analytical, Inc.
Project: 183015 NH 2433
Matrix: Tissue
Date Collected: 13-Jun-18 12:16

Laboratory Data

Lab Sample: 1801808-07
Date Received: 17-Jul-18 11:02
Column: BEH C18

Analyte	CAS Number	Conc. (ng/g)	MDL	RL	Qualifiers	Batch	Extracted	Samp Size	Analyzed	Dilution
PFBS	375-73-5	ND	0.469	0.495		B8H0100	14-Aug-18	2.02 g	23-Aug-18 04:49	1
PFHpA	375-85-9	ND	0.212	0.248		B8H0100	14-Aug-18	2.02 g	23-Aug-18 04:49	1
PFHxS	355-46-4	ND	0.479	1.24		B8H0100	14-Aug-18	2.02 g	23-Aug-18 04:49	1
PFOA	335-67-1	0.205	0.120	0.248	J	B8H0100	14-Aug-18	2.02 g	23-Aug-18 04:49	1
PFNA	375-95-1	0.481	0.196	0.248		B8H0100	14-Aug-18	2.02 g	23-Aug-18 04:49	1
PFOS	1763-23-1	4.13	0.299	1.24		B8H0100	14-Aug-18	2.02 g	23-Aug-18 04:49	1

Labeled Standards	Type	% Recovery	Limits	Qualifiers	Batch	Extracted	Samp Size	Analyzed	Dilution
13C3-PFBS	IS	67.9	40 - 150		B8H0100	14-Aug-18	2.02 g	23-Aug-18 04:49	1
13C4-PFHpA	IS	54.8	40 - 150		B8H0100	14-Aug-18	2.02 g	23-Aug-18 04:49	1
18O2-PFHxS	IS	64.0	40 - 150		B8H0100	14-Aug-18	2.02 g	23-Aug-18 04:49	1
13C2-PFOA	IS	54.3	40 - 150		B8H0100	14-Aug-18	2.02 g	23-Aug-18 04:49	1
13C5-PFNA	IS	54.1	40 - 150		B8H0100	14-Aug-18	2.02 g	23-Aug-18 04:49	1
13C8-PFOS	IS	62.8	20 - 130		B8H0100	14-Aug-18	2.02 g	23-Aug-18 04:49	1

MDL - Method Detection Limit RL - Reporting limit Results reported to MDL.

When reported, PFHxS, PFOA, PFOS, MeFOSAA and EtFOSAA include both linear and branched isomers. Only the linear isomer is reported for all other analytes.

Sample ID: Composite Brackett pickerel no. 2,3,4,5,8 — VAL - PFAS

Client Data

Name: Eastern Analytical, Inc.
Project: 183015 NH 2433
Matrix: Tissue
Date Collected: 14-Jun-18 10:50

Laboratory Data

Lab Sample: 1801808-08
Date Received: 17-Jul-18 11:02
Column: BEH C18

Analyte	CAS Number	Conc. (ng/g)	MDL	RL	Qualifiers	Batch	Extracted	Samp Size	Analyzed	Dilution
PFBS	375-73-5	ND	0.467	0.493		B8H0100	14-Aug-18	2.03 g	23-Aug-18 05:00	1
PFHpA	375-85-9	ND	0.211	0.246		B8H0100	14-Aug-18	2.03 g	23-Aug-18 05:00	1
PFHxS	355-46-4	ND	0.477	1.23		B8H0100	14-Aug-18	2.03 g	23-Aug-18 05:00	1
PFOA	335-67-1	0.337	0.119	0.246		B8H0100	14-Aug-18	2.03 g	23-Aug-18 05:00	1
PFNA	375-95-1	1.69	0.195	0.246		B8H0100	14-Aug-18	2.03 g	23-Aug-18 05:00	1
PFOS	1763-23-1	9.42	0.298	1.23		B8H0100	14-Aug-18	2.03 g	23-Aug-18 05:00	1

Labeled Standards	Type	% Recovery	Limits	Qualifiers	Batch	Extracted	Samp Size	Analyzed	Dilution
13C3-PFBS	IS	72.9	40 - 150		B8H0100	14-Aug-18	2.03 g	23-Aug-18 05:00	1
13C4-PFHpA	IS	61.0	40 - 150		B8H0100	14-Aug-18	2.03 g	23-Aug-18 05:00	1
18O2-PFHxS	IS	67.9	40 - 150		B8H0100	14-Aug-18	2.03 g	23-Aug-18 05:00	1
13C2-PFOA	IS	61.7	40 - 150		B8H0100	14-Aug-18	2.03 g	23-Aug-18 05:00	1
13C5-PFNA	IS	63.4	40 - 150		B8H0100	14-Aug-18	2.03 g	23-Aug-18 05:00	1
13C8-PFOS	IS	79.6	20 - 130		B8H0100	14-Aug-18	2.03 g	23-Aug-18 05:00	1

MDL - Method Detection Limit RL - Reporting limit Results reported to MDL.

When reported, PFHxS, PFOA, PFOS, MeFOSAA and EtFOSAA include both linear and branched isomers. Only the linear isomer is reported for all other analytes.

Sample ID: Individual trout no. 1

VAL - PFAS

Client Data

Name: Eastern Analytical, Inc.
Project: 183015 NH 2433
Matrix: Tissue
Date Collected: 14-Jun-18 11:33

Laboratory Data

Lab Sample: 1801808-09
Date Received: 17-Jul-18 11:02
Column: BEH C18

Analyte	CAS Number	Conc. (ng/g)	MDL	RL	Qualifiers	Batch	Extracted	Samp Size	Analyzed	Dilution
PFBS	375-73-5	ND	0.462	0.488		B8H0100	14-Aug-18	2.05 g	23-Aug-18 05:10	1
PFHpA	375-85-9	ND	0.209	0.244		B8H0100	14-Aug-18	2.05 g	23-Aug-18 05:10	1
PFHxS	355-46-4	ND	0.472	1.22		B8H0100	14-Aug-18	2.05 g	23-Aug-18 05:10	1
PFOA	335-67-1	ND	0.118	0.244		B8H0100	14-Aug-18	2.05 g	23-Aug-18 05:10	1
PFNA	375-95-1	ND	0.194	0.244		B8H0100	14-Aug-18	2.05 g	23-Aug-18 05:10	1
PFOS	1763-23-1	2.38	0.295	1.22		B8H0100	14-Aug-18	2.05 g	23-Aug-18 05:10	1

Labeled Standards	Type	% Recovery	Limits	Qualifiers	Batch	Extracted	Samp Size	Analyzed	Dilution
13C3-PFBS	IS	75.4	40 - 150		B8H0100	14-Aug-18	2.05 g	23-Aug-18 05:10	1
13C4-PFHpA	IS	68.7	40 - 150		B8H0100	14-Aug-18	2.05 g	23-Aug-18 05:10	1
18O2-PFHxS	IS	70.6	40 - 150		B8H0100	14-Aug-18	2.05 g	23-Aug-18 05:10	1
13C2-PFOA	IS	65.3	40 - 150		B8H0100	14-Aug-18	2.05 g	23-Aug-18 05:10	1
13C5-PFNA	IS	66.5	40 - 150		B8H0100	14-Aug-18	2.05 g	23-Aug-18 05:10	1
13C8-PFOS	IS	82.8	20 - 130		B8H0100	14-Aug-18	2.05 g	23-Aug-18 05:10	1

MDL - Method Detection Limit RL - Reporting limit Results reported to MDL.

When reported, PFHxS, PFOA, PFOS, MeFOSAA and EtFOSAA include both linear and branched isomers. Only the linear isomer is reported for all other analytes.

Sample ID: Composite trout no. 2,3,4

VAL - PFAS

Client Data

Name: Eastern Analytical, Inc.
Project: 183015 NH 2433
Matrix: Tissue
Date Collected: 14-Jun-18 11:40

Laboratory Data

Lab Sample: 1801808-10
Date Received: 17-Jul-18 11:02
Column: BEH C18

Analyte	CAS Number	Conc. (ng/g)	MDL	RL	Qualifiers	Batch	Extracted	Samp Size	Analyzed	Dilution
PFBS	375-73-5	ND	0.465	0.490		B8H0100	14-Aug-18	2.04 g	23-Aug-18 05:21	1
PFHpA	375-85-9	ND	0.210	0.245		B8H0100	14-Aug-18	2.04 g	23-Aug-18 05:21	1
PFHxS	355-46-4	ND	0.475	1.23		B8H0100	14-Aug-18	2.04 g	23-Aug-18 05:21	1
PFOA	335-67-1	0.133	0.119	0.245	J	B8H0100	14-Aug-18	2.04 g	23-Aug-18 05:21	1
PFNA	375-95-1	1.69	0.195	0.245		B8H0100	14-Aug-18	2.04 g	23-Aug-18 05:21	1
PFOS	1763-23-1	6.10	0.296	1.23		B8H0100	14-Aug-18	2.04 g	23-Aug-18 05:21	1

Labeled Standards	Type	% Recovery	Limits	Qualifiers	Batch	Extracted	Samp Size	Analyzed	Dilution
13C3-PFBS	IS	71.5	40 - 150		B8H0100	14-Aug-18	2.04 g	23-Aug-18 05:21	1
13C4-PFHpA	IS	63.2	40 - 150		B8H0100	14-Aug-18	2.04 g	23-Aug-18 05:21	1
18O2-PFHxS	IS	71.8	40 - 150		B8H0100	14-Aug-18	2.04 g	23-Aug-18 05:21	1
13C2-PFOA	IS	65.8	40 - 150		B8H0100	14-Aug-18	2.04 g	23-Aug-18 05:21	1
13C5-PFNA	IS	65.2	40 - 150		B8H0100	14-Aug-18	2.04 g	23-Aug-18 05:21	1
13C8-PFOS	IS	73.7	20 - 130		B8H0100	14-Aug-18	2.04 g	23-Aug-18 05:21	1

MDL - Method Detection Limit RL - Reporting limit Results reported to MDL.

When reported, PFHxS, PFOA, PFOS, MeFOSAA and EtFOSAA include both linear and branched isomers. Only the linear isomer is reported for all other analytes.

Sample ID: Method Blank

PFAS Isotope Dilution Method

Client Data

Name: Eastern Analytical, Inc.
Matrix: Aqueous
Project: 183015 NH 2433

Laboratory Data

Lab Sample: B8H0200-BLK1
Column: BEH C18

Analyte	CAS Number	Conc. (ng/L)	MDL	RL	Qualifiers	Batch	Extracted	Samp Size	Analyzed	Dilution
PFBS	375-73-5	ND	0.895	2.00		B8H0200	24-Aug-18	0.250 L	28-Aug-18 10:08	1
PFHpA	375-85-9	ND	0.296	2.00		B8H0200	24-Aug-18	0.250 L	28-Aug-18 10:08	1
PFHxS	355-46-4	ND	0.474	2.00		B8H0200	24-Aug-18	0.250 L	28-Aug-18 10:08	1
PFOA	335-67-1	ND	0.326	2.00		B8H0200	24-Aug-18	0.250 L	28-Aug-18 10:08	1
PFNA	375-95-1	ND	0.405	2.00		B8H0200	24-Aug-18	0.250 L	28-Aug-18 10:08	1
PFOS	1763-23-1	ND	0.404	2.00		B8H0200	24-Aug-18	0.250 L	28-Aug-18 10:08	1

Labeled Standards	Type	% Recovery	Limits	Qualifiers	Batch	Extracted	Samp Size	Analyzed	Dilution
13C3-PFBS	IS	44.7	40 - 150		B8H0200	24-Aug-18	0.250 L	28-Aug-18 10:08	1
13C4-PFHpA	IS	67.5	40 - 150		B8H0200	24-Aug-18	0.250 L	28-Aug-18 10:08	1
18O2-PFHxS	IS	59.7	40 - 150		B8H0200	24-Aug-18	0.250 L	28-Aug-18 10:08	1
13C2-PFOA	IS	70.6	40 - 150		B8H0200	24-Aug-18	0.250 L	28-Aug-18 10:08	1
13C5-PFNA	IS	64.7	40 - 150		B8H0200	24-Aug-18	0.250 L	28-Aug-18 10:08	1
13C8-PFOS	IS	65.7	40 - 150		B8H0200	24-Aug-18	0.250 L	28-Aug-18 10:08	1

MDL - Method Detection Limit
RL - Reporting limit
Results reported to MDL.

When reported, PFHxS, PFOA, PFOS, MeFOSAA and EtFOSAA include both linear and branched isomers. Only the linear isomer is reported for all other analytes.

Sample ID: OPR

PFAS Isotope Dilution Method

Client Data

Name: Eastern Analytical, Inc.
Project: 183015 NH 2433
Matrix: Aqueous

Laboratory Data

Lab Sample: B8H0200-BS1
Column: BEH C18

Analyte	CAS Number	Amt Found (ng/L)	Spike Amt	% Rec	Limits	Qualifiers	Batch	Extracted	Samp Size	Analyzed	Dilution
PFBS	375-73-5	33.4	40.0	83.4	70 - 130		B8H0200	24-Aug-18	0.250 L	28-Aug-18 09:57	1
PFHpA	375-85-9	35.1	40.0	87.7	80 - 120		B8H0200	24-Aug-18	0.250 L	28-Aug-18 09:57	1
PFHxS	355-46-4	32.9	40.0	82.2	70 - 130		B8H0200	24-Aug-18	0.250 L	28-Aug-18 09:57	1
PFOA	335-67-1	35.6	40.0	89.1	80 - 120		B8H0200	24-Aug-18	0.250 L	28-Aug-18 09:57	1
PFNA	375-95-1	33.9	40.0	84.8	80 - 120		B8H0200	24-Aug-18	0.250 L	28-Aug-18 09:57	1
PFOS	1763-23-1	37.2	40.0	92.9	70 - 130		B8H0200	24-Aug-18	0.250 L	28-Aug-18 09:57	1

Labeled Standards	Type	% Rec	Limits	Qualifiers	Batch	Extracted	Samp Size	Analyzed	Dilution
13C3-PFBS	IS	84.0	40- 150		B8H0200	24-Aug-18	0.250 L	28-Aug-18 09:57	1
13C4-PFHpA	IS	89.7	40- 150		B8H0200	24-Aug-18	0.250 L	28-Aug-18 09:57	1
18O2-PFHxS	IS	90.0	40- 150		B8H0200	24-Aug-18	0.250 L	28-Aug-18 09:57	1
13C2-PFOA	IS	80.5	40- 150		B8H0200	24-Aug-18	0.250 L	28-Aug-18 09:57	1
13C5-PFNA	IS	74.7	40- 150		B8H0200	24-Aug-18	0.250 L	28-Aug-18 09:57	1
13C8-PFOS	IS	84.5	40- 150		B8H0200	24-Aug-18	0.250 L	28-Aug-18 09:57	1

Sample ID: Equipment Rinsate

PFAS Isotope Dilution Method

Client Data

Name: Eastern Analytical, Inc.
Project: 183015 NH 2433
Matrix: QC Water
Date Collected: 23-Jul-18 13:00

Laboratory Data

Lab Sample: 1801808-11
Date Received: 23-Jul-18 11:02
Column: BEH C18

Analyte	CAS Number	Conc. (ng/L)	MDL	RL	Qualifiers	Batch	Extracted	Samp Size	Analyzed	Dilution
PFBS	375-73-5	ND	1.05	2.35		B8H0200	24-Aug-18	0.212 L	28-Aug-18 10:29	1
PFHpA	375-85-9	ND	0.348	2.35		B8H0200	24-Aug-18	0.212 L	28-Aug-18 10:29	1
PFHxS	355-46-4	ND	0.557	2.35		B8H0200	24-Aug-18	0.212 L	28-Aug-18 10:29	1
PFOA	335-67-1	ND	0.383	2.35		B8H0200	24-Aug-18	0.212 L	28-Aug-18 10:29	1
PFNA	375-95-1	ND	0.477	2.35		B8H0200	24-Aug-18	0.212 L	28-Aug-18 10:29	1
PFOS	1763-23-1	ND	0.475	2.35		B8H0200	24-Aug-18	0.212 L	28-Aug-18 10:29	1

Labeled Standards	Type	% Recovery	Limits	Qualifiers	Batch	Extracted	Samp Size	Analyzed	Dilution
13C3-PFBS	IS	91.3	40 - 150		B8H0200	24-Aug-18	0.212 L	28-Aug-18 10:29	1
13C4-PFHpA	IS	86.8	40 - 150		B8H0200	24-Aug-18	0.212 L	28-Aug-18 10:29	1
18O2-PFHxS	IS	89.3	40 - 150		B8H0200	24-Aug-18	0.212 L	28-Aug-18 10:29	1
13C2-PFOA	IS	75.8	40 - 150		B8H0200	24-Aug-18	0.212 L	28-Aug-18 10:29	1
13C5-PFNA	IS	67.2	40 - 150		B8H0200	24-Aug-18	0.212 L	28-Aug-18 10:29	1
13C8-PFOS	IS	88.7	40 - 150		B8H0200	24-Aug-18	0.212 L	28-Aug-18 10:29	1

MDL - Method Detection Limit RL - Reporting limit Results reported to MDL.

When reported, PFHxS, PFOA, PFOS, MeFOSAA and EtFOSAA include both linear and branched isomers. Only the linear isomer is reported for all other analytes.

DATA QUALIFIERS & ABBREVIATIONS

B	**This compound was also detected in the method blank**
Conc.	**Concentration**
D	**Dilution**
DL	**Detection limit**
E	**The associated compound concentration exceeded the calibration range of the instrument**
H	**Recovery and/or RPD was outside laboratory acceptance limits**
I	**Chemical Interference**
J	**The amount detected is below the Reporting Limit/LOQ**
LOD	**Limits of Detection**
LOQ	**Limits of Quantitation**
M	**Estimated Maximum Possible Concentration (CA Region 2 projects only)**
NA	**Not applicable**
ND	**Not Detected**
Q	**Ion ratio outside of 70-130% of Standard Ratio. (DOD PFAS projects only)**
TEQ	**Toxic Equivalency**
U	**Not Detected (specific projects only)**
*****	**See Cover Letter**

Unless otherwise noted, solid sample results are reported in dry weight. Tissue samples are reported in wet weight.

CERTIFICATIONS

Accrediting Authority	Certificate Number
Alaska Department of Environmental Conservation	17-013
Arkansas Department of Environmental Quality	17-015-0
California Department of Health – ELAP	2892
DoD ELAP - A2LA Accredited - ISO/IEC 17025:2005	3091.01
Florida Department of Health	E87777-18
Hawaii Department of Health	N/A
Louisiana Department of Environmental Quality	01977
Maine Department of Health	2016026
Minnesota Department of Health	1322288
New Hampshire Environmental Accreditation Program	207717
New Jersey Department of Environmental Protection	CA003
New York Department of Health	11411
Oregon Laboratory Accreditation Program	4042-008
Pennsylvania Department of Environmental Protection	014
Texas Commission on Environmental Quality	T104704189-17-8
Virginia Department of General Services	9077
Washington Department of Ecology	C584
Wisconsin Department of Natural Resources	998036160

Current certificates and lists of licensed parameters are located in the Quality Assurance office and are available upon request.

CHAIN-OF-CUSTODY RECORD

Eastern Analytical, Inc.
professional laboratory and drilling services

1801808 -2.4°C, -4.6°C

EAI ID# **183015**

Sample ID	Date Sampled	Matrix	aParameters	Sample Notes
Composite Lafayette eel no. 1, 2, 3, 4, 5	6/12/2018	other	Subcontract - Perfluorinated Compounds EPA Method 537	
Composite Brackett eel no. 1, 2, 3, 4, 6	6/14/2018 12:12	other	Subcontract - Perfluorinated Compounds EPA Method 537	
Composite Lafayette shiner no. 2, 3, 4, 5, 6	6/12/2018 12:17	other	Subcontract - Perfluorinated Compounds EPA Method 537	
Composite Lang shiner no. 2, 4, 5, 8, 10	6/13/2018 10:24	other	Subcontract - Perfluorinated Compounds EPA Method 537	

EAI ID# **183015**

Project State: NH

Project ID: 2433

Company Vista Analytical Laboratory

Address 1104 Windfield Way

Address El Dorado Hills, CA 95762

Account #

Phone # (916) 673-1520

Results Needed: Preferred Date: Standard

RUSH Due Date: _____

QC Deliverables

☐ A ☐ A+ ☐ B ☐ B+ ☒ C ☐ MA MCP

Notes about project:

Email login confirmation, pdf of results and invoice to customerservice@easternanalytical.com.

*****Avoid contaminating fillets with gut contents.**

*****Samples are to be a composite of samples noted above.**

*****6 COMPOUND LIST**

PO #: 48405

EAI ID# **183015**

Data Deliverable (circle)

Excel NH EMD EQuIS ME EGAD

Call prior to analyzing, if RUSH charges will be applied.

Samples Collected by: _____

Relinquished by	Date/Time	Received by
[illegible]	7/16/18 1500	UPS
UPS	07/16 07/17/18 1119	[illegible]

Relinquished by	Date/Time	Received by

Eastern Analytical, Inc. 25 Chenell Dr. Concord, NH 03301 Phone: (603)228-0525 1-800-287-0525 customerservice@easternanalytical.com

As a subcontract lab to EAI, you will defend, indemnify and hold Eastern Analytical, Inc., its officers, employees, and agents harmless from and against any and all liability, loss, expense or claims for injury or damages arising out of the performance against this chain of custody but only in proportion to and to the extent such liability, loss, expense, or claims for injury or damages are caused by or result from the negligent or intentional acts or omissions of you as a subcontract lab, your officers, agents or employees

CHAIN-OF-CUSTODY RECORD

1801808

Eastern Analytical, Inc.
professional laboratory and drilling services

EAI ID# 183015 Page 2

Sample ID	Date Sampled	Matrix	aParameters	Sample Notes
Composite Sagamore shiner no. 1, 2, 6, 11, 14	6/13/2018 11:55	other	Subcontract - Perfluorinated Compounds EPA Method 537	
Composite Lang pickerel no. 2, 4, 6, 8, 15	6/13/2018 10:56	other	Subcontract - Perfluorinated Compounds EPA Method 537	
Composite Sagamore pickerel no. 2, 3, 5, 15, 19	6/13/2018 12:04	other	Subcontract - Perfluorinated Compounds EPA Method 537	
Composite Brackett pickerel no. 2, 3, 4, 5, 8	6/14/2018 10:50	other	Subcontract - Perfluorinated Compounds EPA Method 537	

EAI ID# 183015 **Project State: NH**

Project ID: 2433

Company Vista Analytical Laboratory
Address 1104 Windfield Way
Address El Dorado Hills, CA 95762
Account #
Phone # (916) 673-1520

Results Needed: Preferred Date: Standard

RUSH Due Date: _____

QC Deliverables

☐ A ☐ A+ ☐ B ☐ B+ ☒ C ☐ MA MCP

Notes about project:

Email login confirmation, pdf of results and invoice to customerservice@easternanalytical.com.

*****Avoid contaminating fillets with gut contents.**
*****Samples are to be a composite of samples noted above.**
*****6 COMPOUND LIST**

PO #:48405 **EAI ID# 183015**

Data Deliverable (circle)

Excel NH EMD EQuIS ME EGAD

Call prior to analyzing, if RUSH charges will be applied.

Samples Collected by: _____

Relinquished by	Date/Time	Received by
	7/16/18 1500	UPS
UPS	07/17/18 1120	

Relinquished by	Date/Time	Received by

As a subcontract lab to EAI, you will defend, indemnify and hold Eastern Analytical, Inc., its officers, employees, and agents harmless from and against any and all liability, loss, expense or claims for injury or damages arising out of the performance against this chain of custody but only in proportion to and to the extent such liability, loss, expense, or claims for injury or damages are caused by or result from the negligent or intentional acts or omissions of you as a subcontract lab, your officers, agents or employees

CHAIN-OF-CUSTODY RECORD

1801808

Eastern Analytical, Inc.
professional laboratory and drilling services

EAI ID# 183015 Page 3

Sample ID	Date Sampled	Matrix	aParameters	Sample Notes
Individual trout no. 1	6/14/2018 11:33	other	Subcontract - Perfluorinated Compounds EPA Method 537	
Composite trout no. 2, 3, 4	6/14/2018 11:40	other	Subcontract - Perfluorinated Compounds EPA Method 537	

EAI ID# 183015 **Project State: NH**

Project ID: 2433

Company Vista Analytical Laboratory
Address 1104 Windfield Way
Address El Dorado Hills, CA 95762
Account #
Phone # (916) 673-1520

Results Needed: Preferred Date: Standard
RUSH Due Date: _____

QC Deliverables
☐ A ☐ A+ ☐ B ☐ B+ ☒ C ☐ MA MCP

Notes about project:
Email login confirmation, pdf of results and invoice to customerservice@easternanalytical.com.

*****Avoid contaminating fillets with gut contents.**
*****Samples are to be a composite of samples noted above.**
*****6 COMPOUND LIST**

PO #: 48405 **EAI ID# 183015**

Data Deliverable (circle)
Excel NH EMD EQuIS ME EGAD

Call prior to analyzing, if RUSH charges will be applied.

Samples Collected by: _____
7/16/18 1500 UPS
Relinquished by **Date/Time** **Received by**

UPS 7/17/18 1120 [illegible]
Relinquished by **Date/Time** **Received by**

Eastern Analytical, Inc. 25 Chenell Dr. Concord, NH 03301 Phone: (603)228-0525 1-800-287-0525 customerservice@easternanalytical.com

As a subcontract lab to EAI, you will defend, indemnify and hold Eastern Analytical, Inc., its officers, employees, and agents harmless from and against any and all liability, loss, expense or claims for injury or damages arising out of the performance against this chain of custody but only in proportion to and to the extent such liability, loss, expense, or claims for injury or damages are caused by or result from the negligent or intentional acts or omissions of you as a subcontract lab, your officers, agents or employees

Vista Analytical Laboratory

Sample Log-in Checklist

Vista Work Order #: 1801808 TAT Std

Samples Arrival:	Date/Time 07/17/18 1102	Initials: BLB	Location: WF-2 Shelf/Rack: NA
Logged In:	Date/Time 07/18/18 0737	Initials: BLB	Location: WF-2 Shelf/Rack: B3

Delivered By:	FedEx	UPS	On Trac	GSO	DHL	Hand Delivered	Other
Preservation:	Ice		Blue Ice		Dry Ice		None

Temp °C: -2.4 (uncorrected)	Time: 1118	Thermometer ID: DT-3
Temp °C: -2.4 (corrected)	Probe used: Yes ☑ No ☐	

	YES	NO	NA
Adequate Sample Volume Received?	BLB		
Holding Time Acceptable?	BLB		
Shipping Container(s) Intact?	BLB		
Shipping Custody Seals Intact?			BLB
Shipping Documentation Present?	BLB		
Airbill 1 of 2 Trk # 1Z X46 599 019310 7812	BLB		
Sample Container Intact?	BLB		
Sample Custody Seals Intact?			BLB
Chain of Custody / Sample Documentation Present?			BLB
COC Anomaly/Sample Acceptance Form completed?		BLB	

If Chlorinated or Drinking Water Samples, Acceptable Preservation?						BLB
Preservation Documented:	$Na_2S_2O_3$	Trizma	None	Yes	No	NA
Shipping Container	Vista	Client	Retain	Return	Dispose	

Comments: COC's ID's do not match Label ID's BLB 7/18/18

Sample Label ID

ESTTROUT - 01 1133
ESTTROUT - 03 1138
ESTTROUT - 02 1136
ESTTROUT - 04 1140
BRAPICKEREL - 02 1044
BRAPICKEREL - 03 1045
BRAPICKEREL - 04 1046
BRAPICKEREL - 05 1047
BRAPICKEREL - 08

LANGPICKEREL - 06 1045
LANGPICKEREL - 08 1047
LANGPICKEREL - 02 1041
LANGPICKEREL - 15 1056
LANGPICKEREL - 04 1043
SAGPICKEREL - 02 1201
SAGPICKEREL - 03 1202
SAGPICKEREL - 05 1204
SAGPICKEREL - 15
SAGPICKEREL - 19 1216

Vista Analytical Laboratory

Sample Log-in Checklist

Vista Work Order #: 1801808 TAT Std

Samples Arrival:	Date/Time 07/17/18 1102	Initials: BDB	Location: WF-2 Shelf/Rack: NA
Logged In:	Date/Time 07/18/18 0737	Initials: BDB	Location: WF-2 Shelf/Rack: B3

Delivered By:	FedEx	UPS	On Trac	GSO	DHL	Hand Delivered	Other
Preservation:	Ice		Blue Ice		Dry Ice		None

Temp °C: -4.6 (uncorrected)	Time: 1135	Thermometer ID: DT-3
Temp °C: -4.6 (corrected)	Probe used: Yes☑ No☐	

	YES	NO	NA
Adequate Sample Volume Received?	BDB		
Holding Time Acceptable?	BDB		
Shipping Container(s) Intact?	BDB		
Shipping Custody Seals Intact?			BDB
Shipping Documentation Present?	BDB		
Airbill 2of2 Trk # 1Z X46 599 01 9150 5823	BDB		
Sample Container Intact?	BDB		
Sample Custody Seals Intact?			BDB
Chain of Custody / Sample Documentation Present?	BDB		
COC Anomaly/Sample Acceptance Form completed?		BDB	

If Chlorinated or Drinking Water Samples, Acceptable Preservation?						BDB
Preservation Documented:	$Na_2S_2O_3$	Trizma	None		Yes	No / NA
Shipping Container	Vista	Client	Retain	Return	Dispose	

Comments: BDB ~~COC'd~~ COC ID's don't match Label ID's

Sample Label ID's

LAF Shiner -05, -04, -02, -06, -03

LANG SHINER -08 1022, -05 1019, -02 1015, -04 1024, -10

BRAEEL -03 1207, -06 1212, -01 1200, -02 1205, -04 1209

LAFeel -01, 02 1236, 04, 03

SAGSHINER -14 1155, -01 1142, -02, -06 1147, -11 1152

EXTRACTION INFORMATION

Process Sheet

Workorder: 1801808

Prep Expiration: 2018-Aug-06

Client: Eastern Analytical, Inc.

Workorder Due: 14-Aug-18 00:00

TAT: 28

Method: **537M PFAS**

Matrix: **Aqueous**

Prep Batch: ~~B8H0036~~ B8H0017 SR 8/4/18

Prep Data Entered: ny 8/07/18

Date and Initials

Version: Coakley Fish (13 analytes)

Initial Sequence: S8H0069

LabSampID	A/B	Prep Rec	Spike Rec	ClientSampleID	Comments	Location	Container
1801808-11	A B	☑	☑	Equipment Rinsate		WR-2 E-3	HDPE Bottle, 250 mL

WO Comments: **Special Fish Prep**
Duplicate required for each batch, RPD must be < 40%.
AQ RL of 2 ng/L for 250mL samp
Tissue RL of 0.25 ng/L, except PFBS = 0.5 ng/g, PFHxS = 1.25ng/g and PFOS = 1.25 ng/g) based on 2g samp
Special OPR and IS limits. See attached.

Pre-Prep Check Out: 8/4/18 ST

Pre-Prep Check In: 8/4/18 KL

Prep Check Out: 8/6/18 aE

Prep Check In: NA

Prep Reconciled Initals/Date: 8/4/18 ST

Spike Reconciled Initals/Date: 8/6/18 aE

VialBoxID: Oahu

PREPARATION BENCH SHEET

Matrix: Aqueous

Method: 537M PFAS

B8H0017

Chemist: JR

Prep Date: 8/6/18

Prep Time: 0911

Prepared using: LCMS - SPE Extraction-LCMS

Date/Initals: 8/4/18 ST

BalanceID: HRMS. 8

Cen	VISTA Sample ID	pH Before	pH After	Chlorine (Cl)	Drops HCl Added	Bottle + Sample (g)	Bottle Only (g)	Sample Amt. (L)	IS/NS CHEM/WIT DATE	SPE	RS CHEM/WIT DATE
☐	B8H0017-BLK1										
☐	B8H0017-BS1										JR 8/4/18
☐	B8H0017-DUP1 1801808-11	5	2	0	1	279.49	27.73	0.25176	JR AE 8/6/18	AE 8/6/18	8/6/18 AE KC
☐	1801808-11	5	2	0	1	292.92	27.77	0.26515	↓	↓	↓
☐	1802113-01										
☐	1802113-02										
☐	1802113-03										
☐	1802113-04										
☐	1802113-05										
☐	1802113-06										
☐	1802113-07										
☐	1802113-08										
☐	1802113-09										
☐	1802113-10										
☐	1802113-11										
☐	1802113-12										JR 8/4/18

IS: 18F0405, 10 µL (V2)

IS SUP: NA

NS: 18F0405, 10 µL (V3)

RS: 18F0406, 10 µL (V1)

SPE Chem: Strata X-AW 33 µm 200 mg / 6 mL

Ele SOLV: MeOH/0.5% NH4OH in MeOH

Final Volume(s) 1 mL

Notes:

Comments: Assume 1 g = 1 mL

Cen = Centrifuged

PREPARATION BENCH SHEET

Matrix: Aqueous

Method: 537M PFAS

B8H0017

Chemist: JR

Prep Date: 8/6/18

Prep Time: 0911

Prepared using: LCMS - SPE Extraction-LCMS

8/6/18 aE

Date/Initals: 8/3/18 ST

BalanceID: ARMS-8

Cen	VISTA Sample ID	pH Before	pH After	Chlorine (Cl)	Drops HCl Added	Bottle + Sample (g)	Bottle Only (g)	Sample Amt. (L)	IS/NS CHEM/WIT DATE	SPE	RS CHEM/WIT DATE
☐	B8H0017-BLK1	~~5~~ 5	~~2~~ 2	~~0~~ 8/6/18 aE 0	~~2~~ 2 8/6/18 aE	N/A	N/A	~~0.125~~ (0.250) 8/6/18 aE	JR aE 8/6/18	aE 8/6/18	KC aE 8/6/18
☐	B8H0017-BS1	~~5~~ 5	~~2~~ 2	~~0~~ 0	~~2~~ 2 8/6/18 aE	↓	↓	~~0.125~~ (0.250) 8/6/18 aE	↓	↓	↓
☒	1802113-01	6	2	0	2	145.91	26.89	0.11902	↓	↓	↓
☐	1802113-02	5	2	0	1	141.21	26.65	0.11456	↓	↓	↓
☐	1802113-03	6	2	0	2	137.09	27.06	0.11003	↓	↓	↓
☐	1802113-04	6	2	0	2	143.35	26.97	0.11638	↓	↓	↓
☐	1802113-05	6	2	0	2	146.46	26.99	0.11947	↓	↓	↓
☐	1802113-06	6	2	0	2	145.68	26.87	0.11881	↓	↓	↓
☐	1802113-07	6	2	0	2	146.77	26.92	0.11985	↓	↓	↓
☐	1802113-08	6	2	0	2	143.38	26.97	0.11641	↓	↓	↓
☐	1802113-09	6	2	0	2	142.74	26.76	0.11598	↓	↓	↓
☐	1802113-10	6	2	0	2	143.59	26.94	0.11665	↓	↓	↓
☐	1802113-11	6	2	0	2	142.34	26.89	0.11545	↓	↓	↓
☒	1802113-12	6	2	0	2	143.20	26.86	0.11634	↓	↓	↓

IS: 18F0405, 10 µL (V2)

IS SUP: NA

NS: 18F2025, 10 µL (V3)

RS: 18F0406, 10 µL (V1)

SPE Chem: Strata X-AW 33 µm 200 mg / 6 mL

Ele SOLV: MeOH/0.5% NH4OH in MeOH

Final Volume(s) 1 mL

Notes:

Comments: Assume 1 g = 1 mL

Cen = Centrifuged

Batch: B8H0017

Matrix: Aqueous

LabNumber	WetWeight (Initial)	% Solids (Extraction Solids)	DryWeight	Final	Extracted	Ext By	Spike	SpikeAmount	ClientMatrix	Analysis
1801808-11	0.26515	NA	NA	1000	06-Aug-18 09:11	JMR			QC Water	537M PFAS
1802113-01	0.11902			1000	06-Aug-18 09:11	JMR			Aqueous	537M PFAS
1802113-02	0.11456			1000	06-Aug-18 09:11	JMR			Aqueous	537M PFAS
1802113-03	0.11003			1000	06-Aug-18 09:11	JMR			Aqueous	537M PFAS
1802113-04	0.11638			1000	06-Aug-18 09:11	JMR			Aqueous	537M PFAS
1802113-05	0.11947			1000	06-Aug-18 09:11	JMR			Aqueous	537M PFAS
1802113-06	0.11881			1000	06-Aug-18 09:11	JMR			Aqueous	537M PFAS
1802113-07	0.11985			1000	06-Aug-18 09:11	JMR			Aqueous	537M PFAS
1802113-08	0.11641			1000	06-Aug-18 09:11	JMR			Aqueous	537M PFAS
1802113-09	0.11598			1000	06-Aug-18 09:11	JMR			Aqueous	537M PFAS
1802113-10	0.11665			1000	06-Aug-18 09:11	JMR			Aqueous	537M PFAS
1802113-11	0.11545			1000	06-Aug-18 09:11	JMR			Aqueous	537M PFAS
1802113-12	0.11634			1000	06-Aug-18 09:11	JMR			Aqueous	537M PFAS
B8H0017-BLK1	0.25			1000	06-Aug-18 09:11	JMR				QC
B8H0017-BS1	0.25			1000	06-Aug-18 09:11	JMR	18F2025	10		QC
B8H0017-DUP1	0.25176			1000	06-Aug-18 09:11	JMR				QC

wg 8/07/18

Printed: 8/7/2018 10:53:18AM

Process Sheet

Workorder: 1801808

Prep Expiration: 2018-Aug-11

Client: Eastern Analytical, Inc.

Workorder Due: 14-Aug-18 00:00

TAT: 28

Method: **VAL - PFAS**

Matrix: **Tissue**

Prep Batch: BBH0100

Prep Data Entered: wy 8/16/18

Date and Initials

Version: UCMR 3 (6 Analyte)

Initial Sequence: S6 1T0169

LabSampID	A/B	Prep Rec	Spike Rec	ClientSampleID	Comments	Location	Container
1801808-01	"A"	☑	☐	Composite Lafayette eel no. 1,2,3,4,5	(A)	WF-2 B-3	Tissue in Foil
1801808-02		☑	☐	Composite Brackett eel no. 1,2,3,4,6		WF-2 B-3	Tissue in Foil
1801808-03		☑	☐	Composite Lafayette shiner no. 2,3,4,5,6		WF-2 B-3	Tissue in Foil
1801808-04		☑	☐	Composite Lang shiner no. 2,4,5,8,10		WF-2 B-3	Tissue in Foil
1801808-05		☑	☐	Composite Sagamore shiner no. 1,2,6,11,1		WF-2 B-3	Tissue in Foil
1801808-06		☑	☐	Composite Lang pickerel no. 2,4,6,8,15		WF-2 B-3	Tissue in Foil
1801808-07		☑	☐	Composite Sagamore pickerel no. 2,3,5,15		WF-2 B-3	Tissue in Foil
1801808-08		☑	☐	Composite Brackett pickerel no. 2,3,4,5,8		WF-2 B-3	Tissue in Foil
1801808-09		☑	☐	Individual trout no. 1		WF-2 B-3	Tissue in Foil
1801808-10		☑	☐	Composite trout no. 2,3,4		WF-2 B-3	Tissue in Foil

(A) samples reconciled using individual fish IDs. HB 7/23/18

Sample IDs may not reconcile w/ COC ID - okay to proceed w/ analysis. (JW) 7/18/18

* Equipment Rinsates (4 bottles, A, B, C, & D) stored on [redacted]. Rinsates made by first washing equipment in phosphate-free detergent and warm water, then rinsing with deionized water, and then rinsing with a 5-solvent rinse of acetone, toluene, hexane, DCM, & MeOH. The 5-solvent rinsed equipment was then rinsed with DI water, and the DI water rinsate was collected in 4 separate 250 mL HDPE bottles. HB 7/23/18

WO Comments: **Special Fish Prep**
Duplicate required for each batch, RPD must be < 40%.
AQ RL of 2 ng/L for 250mL samp
Tissue RL of 0.25 ng/L, except PFBS = 0.5 ng/g, PFHxS = 1.25ng/g and PFOS = 1.25 ng/g) based on 2g samp
Special OPR and IS limits. See attached.

Pre-Prep Check Out: HB 7/23/18

Pre-Prep Check In: HB 7/23/18

Prep Check Out: NA

Prep Check In: NA

Prep Reconciled Initals/Date: HB 7/23/18

Spike Reconciled Initals/Date: NA

VialBoxID: Belle

PREPARATION BENCH SHEET

Matrix: Tissue

Method: VAL - PFAS

B8H0100

Prepared using: LCMS - Sonication/SPE Extraction

Chemist: KC
Prep Date: 8/14/18
Prep Time: 1630

BalanceID: HRMS-8

VISTA Sample ID	Sample Amt. (g)	IS/NS CHEM/WIT DATE	Pre-Ext	Extraction	Envicarb lot: 10262101 SPE	RS CHEM/WIT DATE
B8H0100-BLK1	(2.00)	KC HN 8/14/18	KC 8/14/18	KC 8/15/18	KC JR 8/15/18	KC JR 8/15/18
B8H0100-BS1	(2.00)	↓	↓	↓	↓	↓
B8H0100-DUP1 ~~1801808-01~~	2.03	↓	↓	↓	↓	↓
1801808-01	2.04 ✓	↓	↓	↓	↓	↓
1801808-02	2.05 ✓	↓	↓	↓	↓	↓
1801808-03	2.01 ✓	↓	↓	↓	↓	↓
1801808-04	2.00 ✓	↓	↓	↓	↓	↓
1801808-05	2.01 ✓	↓	↓	↓	↓	↓
1801808-06	2.02 ✓	↓	↓	↓	↓	↓
1801808-07	2.02	↓	↓	↓	↓	↓
1801808-08	2.03 ✓	↓	↓	↓	↓	↓
1801808-09	2.05 ✓	↓	↓	↓	↓	↓
1801808-10	2.04 ✓	↓	↓	↓	↓	↓

IS: 18F0405, 10µL (V1)
IS SUP: NA
NS: 18F2025, 10µL (V3)
RS: 18F0406, 10µL (V1)

Ext SOLV: 1:1 MeOH:ACN
SPE Chem: Strata-X-AW 33µm 200mg 6mL
Ele SOLV: MeOH/.5%NH4OH in MeOH
Final Volume(s) 1mL

Notes:

Batch: B8H0100

Matrix: Tissue

LabNumber	WetWeight (Initial)	% Solids (Extraction Solids)	DryWeight	Final	Extracted	Ext By	Spike	SpikeAmount	ClientMatrix	Analysis
1801808-01	2.04✓	NA	NA	1000	14-Aug-18 16:30	KC			Tissue	VAL - PFAS
1801808-02	2.05✓			1000	14-Aug-18 16:30	KC			Tissue	VAL - PFAS
1801808-03	2.01✓			1000	14-Aug-18 16:30	KC			Tissue	VAL - PFAS
1801808-04	2✓			1000	14-Aug-18 16:30	KC			Tissue	VAL - PFAS
1801808-05	2.01✓			1000	14-Aug-18 16:30	KC			Tissue	VAL - PFAS
1801808-06	2.02✓			1000	14-Aug-18 16:30	KC			Tissue	VAL - PFAS
1801808-07	2.02✓			1000	14-Aug-18 16:30	KC			Tissue	VAL - PFAS
1801808-08	2.03✓			1000	14-Aug-18 16:30	KC			Tissue	VAL - PFAS
1801808-09	2.05✓			1000	14-Aug-18 16:30	KC			Tissue	VAL - PFAS
1801808-10	2.04✓			1000	14-Aug-18 16:30	KC			Tissue	VAL - PFAS
B8H0100-BLK1	2✓			1000	14-Aug-18 16:30	KC				QC
B8H0100-BS1	2✓			1000	14-Aug-18 16:30	KC	18F2025✓	10✓		QC
B8H0100-DUP1	2.03✓			1000	14-Aug-18 16:30	KC				QC

wy 8/16/18

Printed: 8/16/2018 9:40:56AM

Sampling Worksheet

Date Completed: HB 8/14/18

Sample ID	Fish Wt. (A)	Total Fillet Wt.	Jar Wt.	Jar + Sample Wt.	Initial + Date	Sample Wt.	Initial + Date
1801808-01	198.8	70.6	25.7	92.2	HB 8/13/18	66.5	HB 8/13/18
1801808-02	241.0	98.2	25.5	114.7	HB 8/13/18	89.2	HB 8/13/18
1801808-03	96.9	16.4	25.3	40.6	HB 8/13/18	15.3	HB 8/13/18
1801808-04	73.8	40.7	26.1	63.8	HB 8/13/18	37.7	HB 8/13/18
1801808-05	119.9	66.9	26.4	88.8	HB 8/13/18	62.4	HB 8/13/18
1801808-06	85.5	54.0	25.5	76.4	HB 8/14/18	50.9	HB 8/14/18
1801808-07	106.8	64.7	25.6	87.2	HB 8/14/18	61.6	HB 8/14/18
1801808-08	93.4	58.8	25.4	76.5	HB 8/14/18	51.1	HB 8/14/18
1801808-09	384.7	135.5	25.6	153.0	HB 7/26/18	127.4	HB 7/26/18
1801808-10	394.5	146.8	26.0	163.4	HB 7/26/18	137.4	HB 7/26/18

All sample weights are in grams (g).

Comments: ALL SAMPLES WEIGHED ON HRMS-7. HB 7/23/18

(A) Fish weight refers to the total weight of all organisms included in a sample. HB 7/26/18

Tissue Processing

Type of Processing: HOMOGENIZATION

Vista Sample ID	Client Sample ID	# of Organisms	Initials +Date	Comments
1801808-01	Composite Lafayette eel no. 1,2,3,4,5	5	HB 8/10/18	A H D E
1801808-02	Composite Brackett eel no. 1,2,3,4,6	5	HB 8/13/18	A H D E
1801808-03	Composite Lafayette shiner no. 2,3,4,5,6	5	HB 7/24/18	A B C D E
1801808-04	Composite Lang shiner no. 2,4,5,8,10	5	HB 7/24/18	A B C D E
1801808-05	Composite Sagamore shiner no. 1,2,6,11,14	5	HB 7/24/18	A B D I E
1801808-06	Composite Lang pickerel no. 2,4,6,8, 15	5	HB 7/24/18	A B ~~E~~ E D I HB 8/14/18
1801808-07	Composite Sagamore pickerel no. 2,3,5,15,19	5	HB 7/24/18	A B E D I
1801808-08	Composite Brackett pickerel no. 2,3,4,5,8	5	HB 7/24/18	A B E D I
1801808-09	Individual trout no. 1	1	HB 7/24/18	A B C D E F G
1801808-10	Composite trout no. 2,3,4	3	HB 7/24/18	A B C D E F G

A samples processed on cutting board covered in 3 layers of aluminum foil. HB 7/24/18
B samples were removed from original foil wrapping, rinsed with DI water to remove slime and debris, were weighed, and finally samples were scaled by scraping backwards up the body with a 5-solvent (consists of acetone, toluene, hexane, DCM, and MeOH) rinsed knife. Samples were rinsed a second time with DI water to rinse off loose scales and any remaining slime. HB 7/24/18
C sample was thawed well enough to be able to cut into the flesh. Sample filleted with a 5-solvent rinsed knife by cutting lengthwise along each side of the spine and slicing the flesh away from the bone. HB 7/26/18
D sample carcass remains were wrapped back in original foil after filleting and were stored in original ziplock bag in the freezer. HB 7/26/18
E fillets were weighed and then were chopped into cubes using a 5-solvent rinsed knife. The cubes were homogenized in a Retsch Grindomix food processor for 30-second intervals at 10,000 RPM until a fine paste with skin bits less than 5 mm in length was formed. HB 7/26/18
F skin bits that would not homogenize were cut down to size using 5-solvent rinsed scissors. HB 7/26/18
G chip of dry ice added to sample in food grinder to ease homogenization. HB 7/26/18
H sample removed from original foil wrapping, rinsed with DI water to remove slime and debris, weighed, and filleted by slicing vertically down belly with 5 solvent rinsed knife, scooping out the guts with 5 solvent rinsed scoopula, and then slicing away the fillets. Fillets were given a final rinse with DI water to remove any remaining slime. HB 8/10/18

Tissue Processing

Comment Section Continued

(I) Since fish samples were too small to fillet without tearing up the sample, new method of preparing sample for homogenization was used. First the samples were collectively weighed, then were rinsed with DI water to remove slime and debris. Next, the sample was decapitated and the belly was cut open using a 5 solvent rinsed knife. The guts were removed by scraping out insides with a 5-solvent rinsed scoupula. Lastly, sample was rinsed with DI water to remove any adhering blood, slime, or guts. The modified fillets were then collectively weighed. MB 8/13/18

Process Sheet

Workorder: 1801808

RX am 8/23/18

Prep Expiration: 2018-Aug-06

Client: Eastern Analytical, Inc.

Workorder Due: 14-Aug-18 00:00

TAT: 28

Method: **537M PFAS**

Matrix: **Aqueous**

Prep Batch: B8H0200

Prep Data Entered: am for KC 8/26/18

Date and Initials

Version: Coakley Fish (13 analytes)

Initial Sequence: 08H0093

LabSampID	A/B	Prep Rec	Spike Rec	ClientSampleID	Comments	Location	Container
1801808-11	"C" "D"	☑	☑	Equipment Rinsate		WR-2 E-3	HDPE Bottle, 250 mL

WO Comments: **Special Fish Prep**
Duplicate required for each batch, RPD must be < 40%.
AQ RL of 2 ng/L for 250mL samp
Tissue RL of 0.25 ng/L, except PFBS = 0.5 ng/g, PFHxS = 1.25ng/g and PFOS = 1.25 ng/g) based on 2g samp
Special OPR and IS limits. See attached.

Pre-Prep Check Out: HB 8/23/18

Pre-Prep Check In: HB 8/23/18

Prep Check Out: KC 8/24/18

Prep Check In: NA

Prep Reconciled Initals/Date: HB 8/23/18

Spike Reconciled Initals/Date: KC 8/24/18

ValBoxID: Bella

PREPARATION BENCH SHEET

Matrix: Aqueous

Method: 537M PFAS

B8H0200

Chemist: KC

Prep Date: 8/24/18

Prep Time: 1000

Prepared using: LCMS - SPE Extraction-LCMS

Date/Initals: HB 8/23/18 | BalanceID: HRMS-8

Cen	VISTA Sample ID	pH Before	pH After	Chlorine (Cl)	Drops HCl Added	Bottle + Sample (g)	Bottle Only (g) KC 8/25/18	Sample Amt. (L)	IS/NS CHEM/WIT DATE	SPE	RS CHEM/WIT DATE
☐	B8H0200-BLK1	5	2	0	3	NA	NA	(0.250)	KC 8/24/18	KC 8/24/18	7R KC 8.24.18
☐	B8H0200-BS1	5	2	0	3	↓	↓	(0.250)	↓	↓	↓
☐	B8H0200-DUP1 1801808-11RE1	5	2	0	3	277.84	28.27	0.24957	↓	↓	↓
☐	1801808-11RE1	5	2	0	3	239.74	27.36	0.21838	↓	↓	↓
☒	1802113-01RE1	5	2	0	3	141.09	26.95	0.1414	↓	↓	↓
☐	1802113-02RE1	5	2	0	3	141.20	26.84	0.11436	↓	↓	↓
☐	1802113-03RE1	5	2	0	3	143.99	26.96	0.11703	↓	↓	↓
☐	1802113-04RE1	5	2	0	3	146.82	26.87	0.11995	↓	↓	↓
☐	1802113-05RE1	5	2	0	3	140.69	26.88	0.11381	↓	↓	↓
☐	1802113-06RE1	5	2	0	3	142.95	27.06	0.11589	↓	↓	↓
☐	1802113-07RE1	5	2	0	3	144.76	27.01	0.11775	↓	↓	↓
☐	1802113-08RE1	5	2	0	3	132.29	26.91	0.10538	↓	↓	↓
☐	1802113-09RE1	5	2	0	3	142.96	26.69	0.11627	↓	↓	↓
☐	1802113-10RE1	5	2	0	3	133.56	26.98	0.10658	↓	↓	↓
☐	1802113-11RE1	5	2	0	3	139.25	26.97	0.11228	↓	↓	↓
☐	1802113-12RE1	5	2	0	3	136.76	26.79	0.10997	↓	↓	↓

IS: 18H1301, 10 µL (V9)

IS SUP: NA

NS: 18H1304, 10 µL (V4)

RS: 18H1302, 10 µL (V9)

SPE Chem: Strata-X-AW 33 µm 200mg/6mL

Ele SOLV: MeOH/1.5% NH_4OH in MeOH

Final Volume(s) 1mL

Notes:

Comments: Assume 1 g = 1 mL

Cen = Centrifuged

Batch: B8H0200

Matrix: Aqueous

LabNumber	WetWeight (Initial)	% Solids (Extraction Solids)	DryWeight	Final	Extracted	Ext By	Spike	SpikeAmount	ClientMatrix	Analysis
1801808-11RE1	0.21238	NA	NA	1000	24-Aug-18 10:00	KC			QC Water	537M PFAS
1802113-01RE1	0.11414			1000	24-Aug-18 10:00	KC			Aqueous	537M PFAS
1802113-02RE1	0.11436			1000	24-Aug-18 10:00	KC			Aqueous	537M PFAS
1802113-03RE1	0.11703			1000	24-Aug-18 10:00	KC			Aqueous	537M PFAS
1802113-04RE1	0.11995			1000	24-Aug-18 10:00	KC			Aqueous	537M PFAS
1802113-05RE1	0.11381			1000	24-Aug-18 10:00	KC			Aqueous	537M PFAS
1802113-06RE1	0.11589			1000	24-Aug-18 10:00	KC			Aqueous	537M PFAS
1802113-07RE1	0.11775			1000	24-Aug-18 10:00	KC			Aqueous	537M PFAS
1802113-08RE1	0.10538			1000	24-Aug-18 10:00	KC			Aqueous	537M PFAS
1802113-09RE1	0.11627			1000	24-Aug-18 10:00	KC			Aqueous	537M PFAS
1802113-10RE1	0.10658			1000	24-Aug-18 10:00	KC			Aqueous	537M PFAS
1802113-11RE1	0.11228			1000	24-Aug-18 10:00	KC			Aqueous	537M PFAS
1802113-12RE1	0.10997			1000	24-Aug-18 10:00	KC			Aqueous	537M PFAS
B8H0200-BLK1	0.25			1000	24-Aug-18 10:00	KC				QC
B8H0200-BS1	0.25			1000	24-Aug-18 10:00	KC	18H1304	10		QC
B8H0200-DUP1	0.24957			1000	24-Aug-18 10:00	KC				QC

KC 8/26/18

Printed: 8/26/2018 1:18:49PM

SAMPLE DATA – VAL - PFAS

Dataset: Z:\Projects\PFAS.PRO\Results\180822M2\180822M2-54.qld

MMM 8/23/2018

Last Altered: Thursday, August 23, 2018 11:27:32 Pacific Daylight Time
Printed: Thursday, August 23, 2018 11:27:54 Pacific Daylight Time

Name: 180822M2_54, Date: 23-Aug-2018, Time: 03:03:43, ID: B8H0100-BLK1 Method Blank 2, Description: Method Blank

	#	Name	Trace	Area	IS Area	wt/vol	RRF	Pred.RT	RT	Response	Conc.	%Rec	Ion Ratio	Ratio Out?
1	3	PFBS	299.0 > 79.7		2.79e3	2.00		2.67						
2	7	PFHpA	363.0 > 318.9		1.88e4	2.00		3.79						
3	8	L-PFHxS	398.9 > 79.6	9.69e0	2.45e3	2.00	0.000	3.81	3.95	0.0494	0.0261		0.949	YES
4	68	Total PFHxS	398.9 > 79.6	9.69e0	2.45e3	2.00		4.05		0.0494	0.0261			
5	38	13C3-PFBS	302. > 98.8	2.79e3	3.21e4	2.00	0.0869	2.85	2.67	1.09	8.4741	135.6		
6	41	13C4-PFHpA	367.2 > 321.8	1.88e4	3.21e4	2.00	0.584	3.98	3.79	7.30	6.7596	108.2		
7	42	18O2-PFHxS	403.0 > 102.6	2.45e3	4.92e3	2.00	0.499	4.12	3.94	6.23	6.5550	104.9		
8	42	18O2-PFHxS	403.0 > 102.6	2.45e3	4.92e3	2.00	0.499	4.12	3.94	6.23	6.5550	104.9		
9	-1													
10	11	L-PFOA	412.9 > 368.9	2.77e2	2.81e4	2.00	0.000	4.32	4.32	0.123	0.0317		3.659	YES
11	69	Total PFOA	412.9 > 368.9	2.77e2	2.81e4	2.00		4.48		0.123	0.0317			
12	16	L-PFOS	498.9 > 79.9		6.30e3	2.00		4.87						
13	70	Total PFOS	498.9 > 79.9	0.00e0	6.30e3	2.00		4.60		0.000				
14	44	13C2-PFOA	414.9 > 369.7	2.81e4	3.68e4	2.00	0.763	4.50	4.32	9.54	6.0385	96.6		
15	44	13C2-PFOA	414.9 > 369.7	2.81e4	3.68e4	2.00	0.763	4.50	4.32	9.54	6.0385	96.6		
16	47	13C8-PFOS	507.0 > 79.9	6.30e3	5.60e3	2.00	1.12	5.02	4.85	14.1	6.5736	105.2		
17	47	13C8-PFOS	507.0 > 79.9	6.30e3	5.60e3	2.00	1.12	5.02	4.85	14.1	6.5736	105.2		
18	-1													
19	14	PFNA	463.0 > 418.8		2.91e4	2.00		4.94						
20	73	TCDA	498.3>106.9			2.00		5.15						
21	61	13C5-PFHxA	318 > 272.9	3.21e4	3.21e4	2.00	1.00	3.34	3.16	12.5	6.2500	100.0		
22	63	13C8-PFOA	420.9 > 376	3.68e4	3.68e4	2.00	1.00	4.50	4.32	12.5	6.2500	100.0		
23	45	13C5-PFNA	468.2 > 422.9	2.91e4	3.15e4	2.00	0.925	4.94	4.76	11.6	5.9611	95.4		
24	47	13C8-PFOS	507.0 > 79.9	6.30e3	5.60e3	2.00	1.12	5.02	4.85	14.1	6.5736	105.2		
25	64	13C9-PFNA	472.2 > 426.9	3.15e4	3.15e4	2.00	1.00	4.94	4.76	12.5	6.2500	100.0		
26	62	13C3-PFHxS	401.8 > 79.9	4.92e3	4.92e3	2.00	1.00	4.12	3.94	12.5	6.2500	100.0		
27	65	13C4-PFOS	503 > 79.9	5.60e3	5.60e3	2.00	1.00	5.02	4.85	12.5	6.2500	100.0		

AD 8/23/2018

Vista Analytical Laboratory

Dataset: Z:\Projects\PFAS.PRO\Results\180822M2\180822M2-54.qld

MMM 8/23/2018

Last Altered: Thursday, August 23, 2018 11:27:32 Pacific Daylight Time
Printed: Thursday, August 23, 2018 11:27:54 Pacific Daylight Time

Method: Z:\Projects\PFAS.PRO\MethDB\PFAS_FULL_80C_082218.mdb 23 Aug 2018 08:47:14
Calibration: Z:\Projects\PFAS.PRO\CurveDB\C18_VAL-PFAS_Q4_08-21-18.cdb 21 Aug 2018 15:24:02

Name: 180822M2_54, Date: 23-Aug-2018, Time: 03:03:43, ID: B8H0100-BLK1 Method Blank 2, Description: Method Blank

PFBS

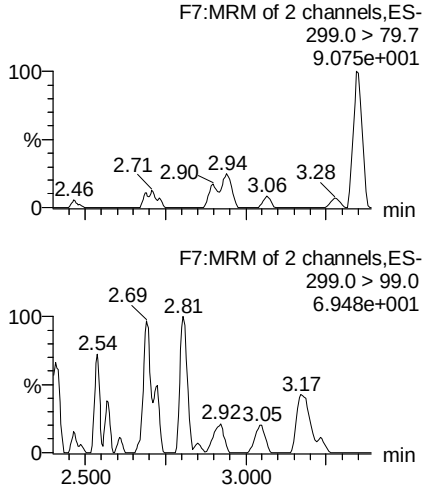

PFHpA

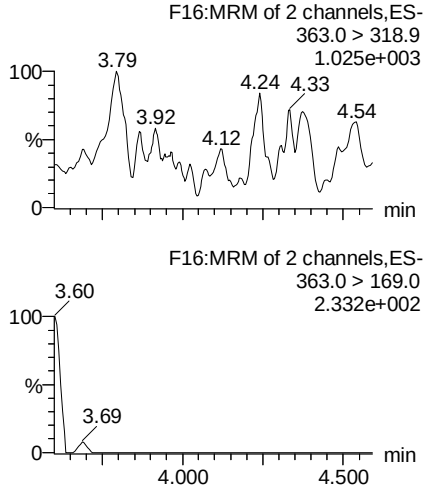

L-PFHxS

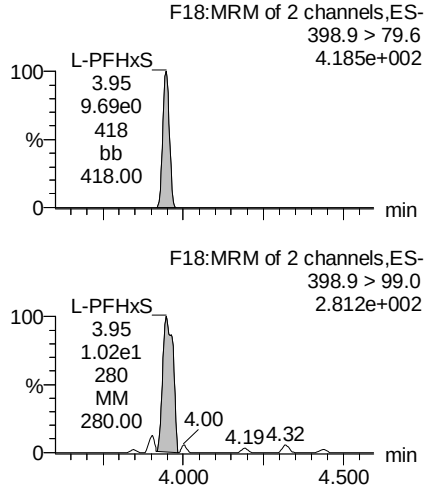

Total PFHxS

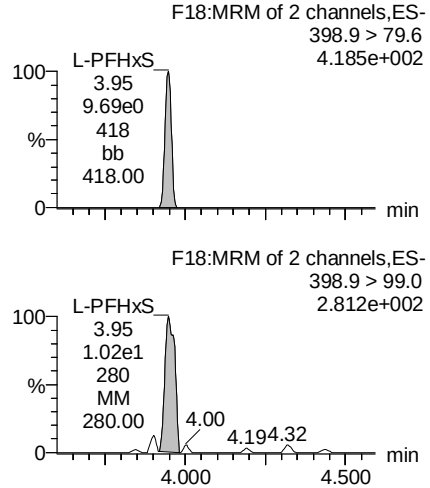

13C3-PFBS

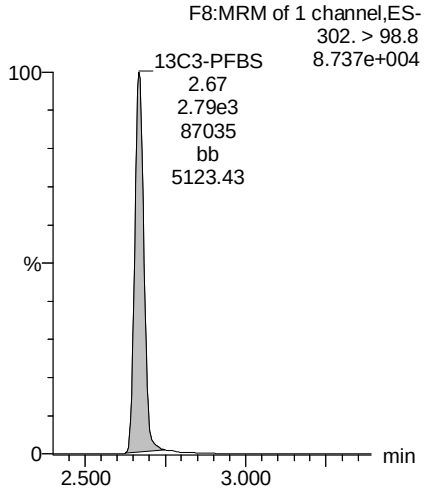

13C4-PFHpA

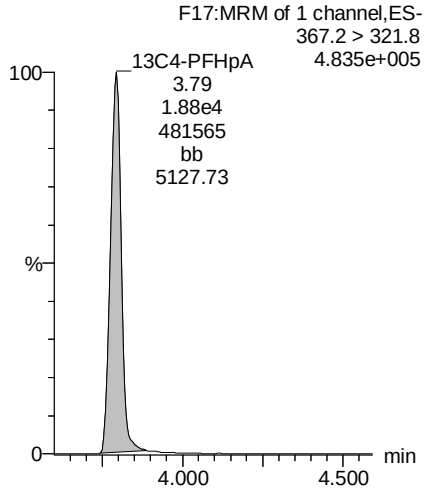

18O2-PFHxS

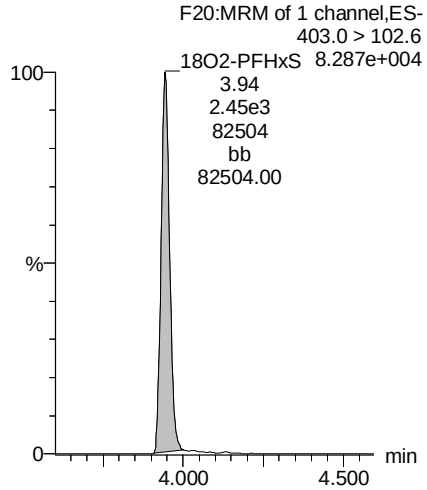

18O2-PFHxS

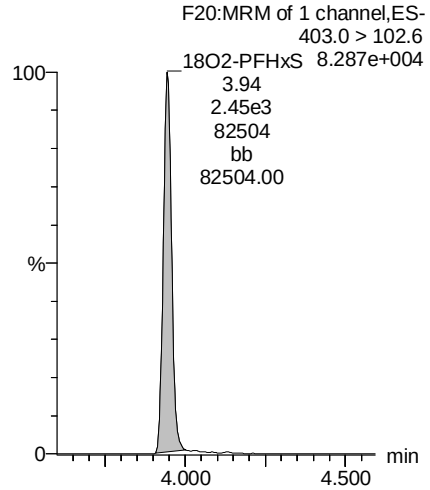

AD 8/23/2018

Dataset: Z:\Projects\PFAS.PRO\Results\180822M2\180822M2-54.qld

MMM 8/23/2018

Last Altered: Thursday, August 23, 2018 11:27:32 Pacific Daylight Time
Printed: Thursday, August 23, 2018 11:27:54 Pacific Daylight Time

Name: 180822M2_54, Date: 23-Aug-2018, Time: 03:03:43, ID: B8H0100-BLK1 Method Blank 2, Description: Method Blank

L-PFOA

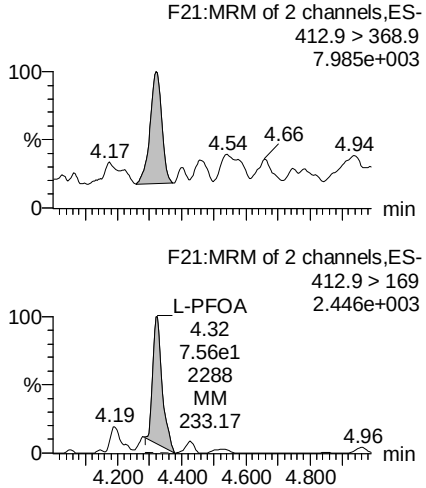

Total PFOA

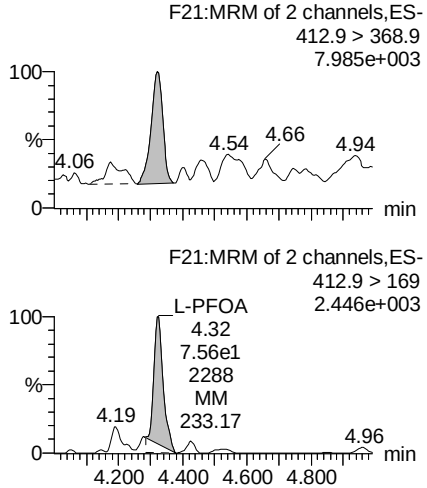

L-PFOS

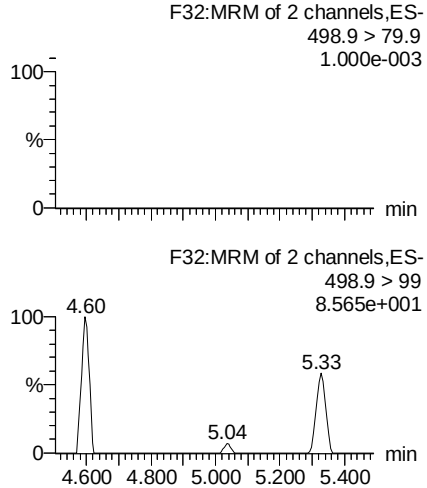

Total PFOS

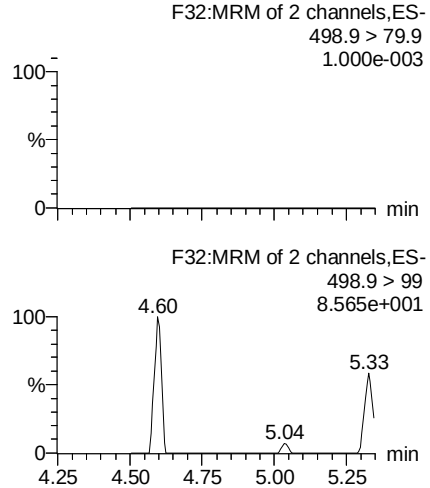

13C2-PFOA

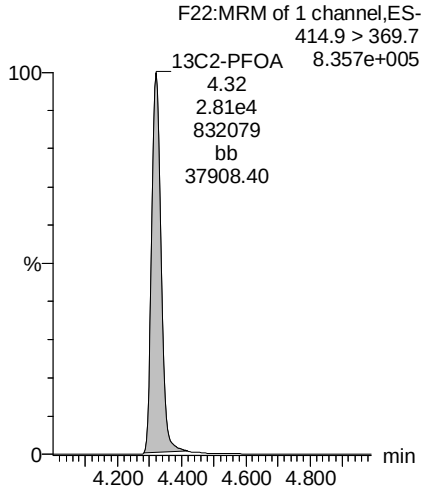

13C2-PFOA

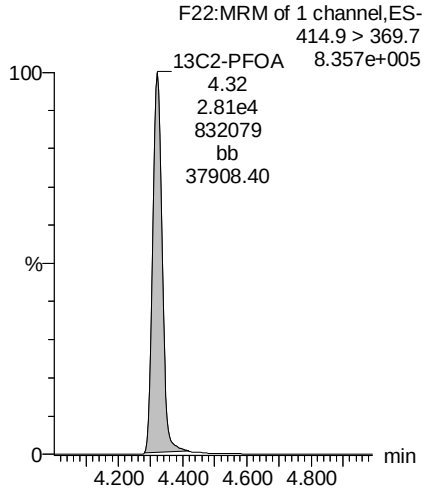

13C8-PFOS

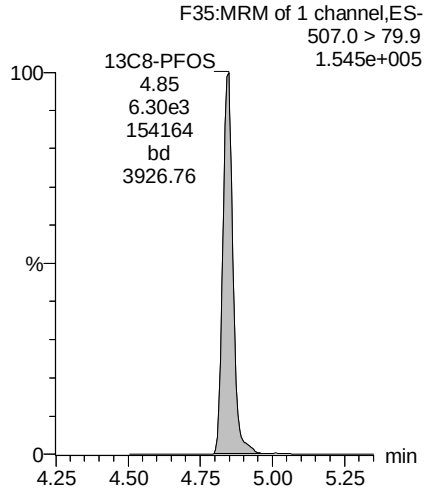

13C8-PFOS

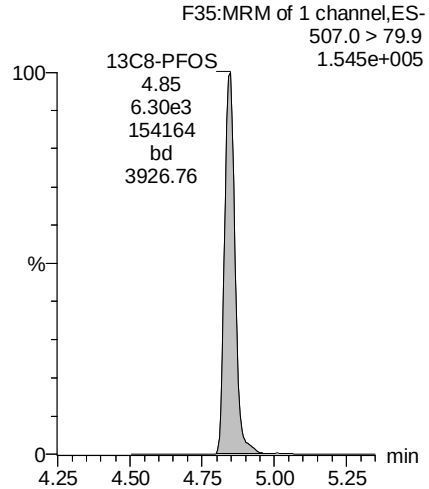

AD 8/23/2018

Vista Analytical Laboratory

Dataset: Z:\Projects\PFAS.PRO\Results\180822M2\180822M2-54.qld

MMM 8/23/2018

Last Altered: Thursday, August 23, 2018 11:27:32 Pacific Daylight Time
Printed: Thursday, August 23, 2018 11:27:54 Pacific Daylight Time

Name: 180822M2_54, Date: 23-Aug-2018, Time: 03:03:43, ID: B8H0100-BLK1 Method Blank 2, Description: Method Blank

PFNA

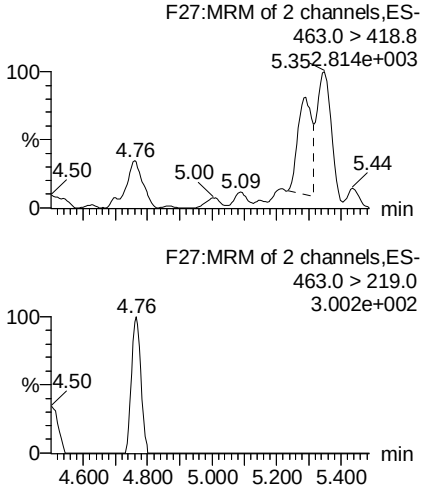

TCDA

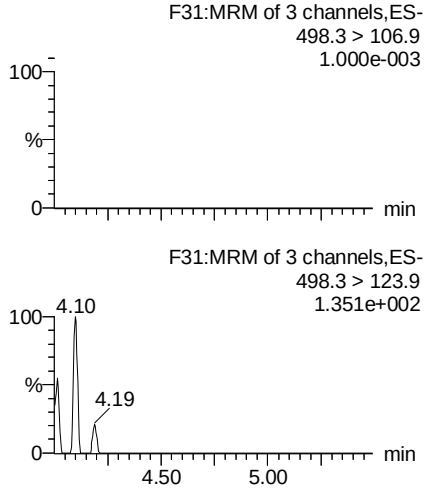

13C5-PFHxA

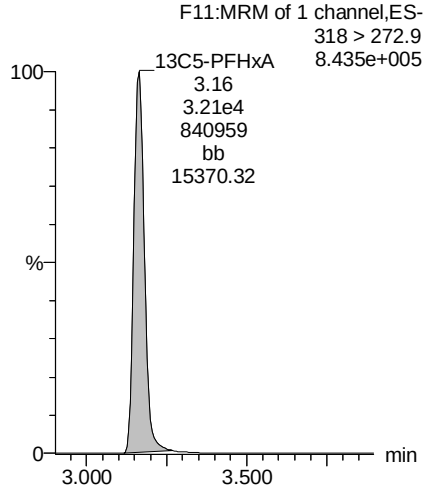

13C8-PFOA

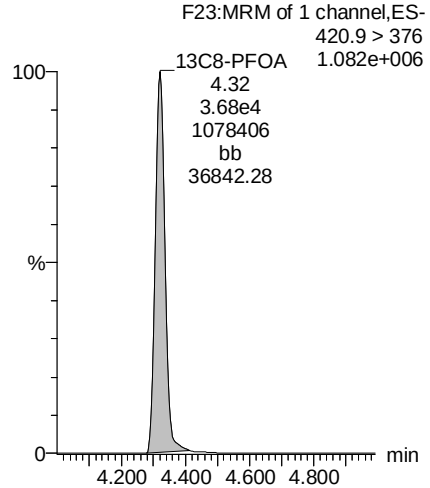

13C5-PFNA

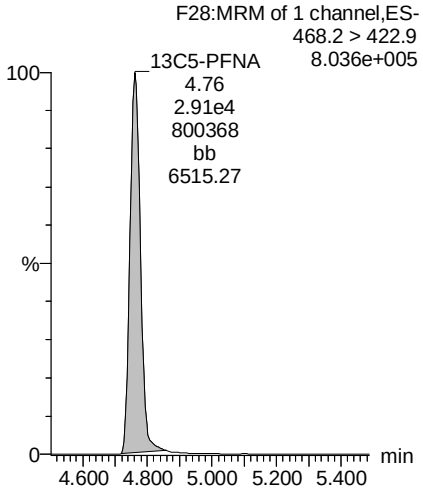

13C8-PFOS

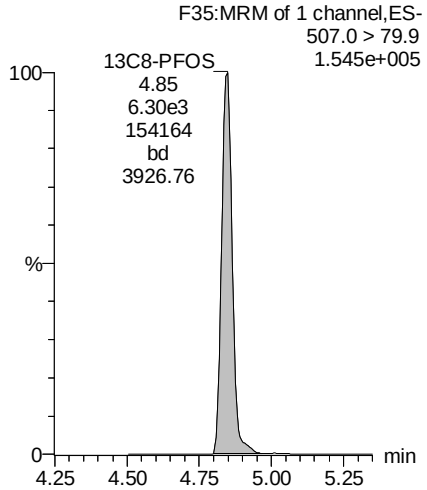

13C9-PFNA

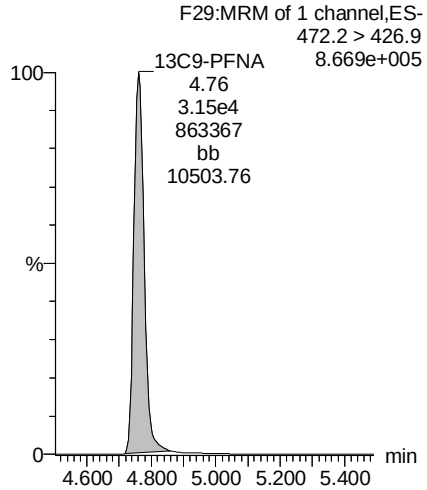

13C3-PFHxS

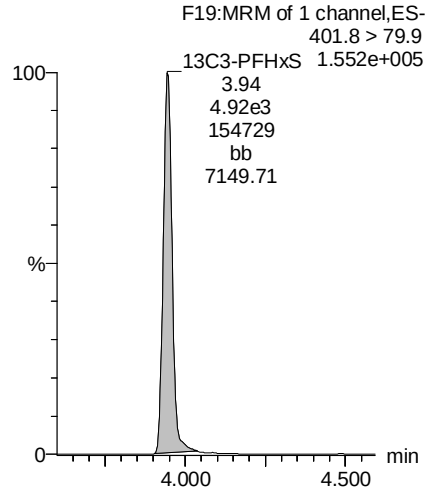

AD 8/23/2018

Dataset: Z:\Projects\PFAS.PRO\Results\180822M2\180822M2-54.qld

MMM 8/23/2018

Last Altered: Thursday, August 23, 2018 11:27:32 Pacific Daylight Time
Printed: Thursday, August 23, 2018 11:27:54 Pacific Daylight Time

Name: 180822M2_54, Date: 23-Aug-2018, Time: 03:03:43, ID: B8H0100-BLK1 Method Blank 2, Description: Method Blank

13C4-PFOS

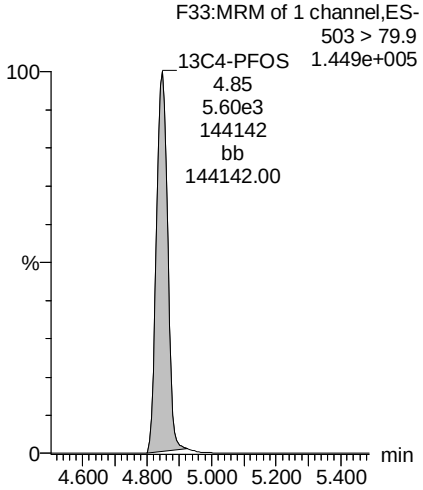

AD 8/23/2018

Vista Analytical Laboratory

Dataset: Z:\Projects\PFAS.PRO\Results\180822M2\180822M2-53.qld

MMM 8/23/2018

Last Altered: Thursday, August 23, 2018 11:15:23 Pacific Daylight Time
Printed: Thursday, August 23, 2018 11:16:04 Pacific Daylight Time

Name: 180822M2_53, Date: 23-Aug-2018, Time: 02:53:04, ID: B8H0100-BS1 OPR 2, Description: OPR

	#	Name	Trace	Area	IS Area	wt/vol	RRF	Pred.RT	RT	Response	Conc.	%Rec	Ion Ratio	Ratio Out?
1	3	PFBS	299.0 > 79.7	4.40e3	2.82e3	2.00	1.95	2.67	2.67	19.5	5.5600	111.2	2.519	NO
2	7	PFHpA	363.0 > 318.9	2.08e4	2.32e4	2.00	1.12	3.79	3.79	11.2	5.1054	102.1	19.724	NO
3	8	L-PFHxS	398.9 > 79.6	3.38e3	2.51e3	2.00	1.68	3.81	3.94	16.8	5.0584	101.2	1.616	NO
4	68	Total PFHxS	398.9 > 79.6	3.38e3	2.51e3	2.00		4.05		16.8	5.0584			
5	38	13C3-PFBS	302. > 98.8	2.82e3	4.36e4	2.00	0.0646	2.85	2.66	0.808	6.3030	100.8		
6	41	13C4-PFHpA	367.2 > 321.8	2.32e4	4.36e4	2.00	0.532	3.98	3.79	6.65	6.1546	98.5		
7	42	18O2-PFHxS	403.0 > 102.6	2.51e3	5.74e3	2.00	0.438	4.12	3.94	5.48	5.7580	92.1		
8	42	18O2-PFHxS	403.0 > 102.6	2.51e3	5.74e3	2.00	0.438	4.12	3.94	5.48	5.7580	92.1		
9	-1													
10	11	L-PFOA	412.9 > 368.9	2.65e4	3.19e4	2.00	1.04	4.32	4.32	10.4	5.3443	106.9	2.497	NO
11	69	Total PFOA	412.9 > 368.9	2.65e4	3.19e4	2.00		4.48		10.4	5.3443			
12	16	L-PFOS	498.9 > 79.9	3.77e3	4.57e3	2.00	1.03	4.87	4.85	10.3	5.6213	112.4	1.926	NO
13	70	Total PFOS	498.9 > 79.9	3.77e3	4.57e3	2.00		4.60		10.3	5.6213			
14	44	13C2-PFOA	414.9 > 369.7	3.19e4	4.68e4	2.00	0.682	4.50	4.32	8.53	5.3974	86.4		
15	44	13C2-PFOA	414.9 > 369.7	3.19e4	4.68e4	2.00	0.682	4.50	4.32	8.53	5.3974	86.4		
16	47	13C8-PFOS	507.0 > 79.9	4.57e3	4.90e3	2.00	0.934	5.02	4.85	11.7	5.4615	87.4		
17	47	13C8-PFOS	507.0 > 79.9	4.57e3	4.90e3	2.00	0.934	5.02	4.85	11.7	5.4615	87.4		
18	-1													
19	14	PFNA	463.0 > 418.8	2.58e4	2.75e4	2.00	1.18	4.94	4.76	11.8	5.1872	103.7	5.090	NO
20	73	TCDA	498.3>106.9			2.00		5.15						
21	61	13C5-PFHxA	318 > 272.9	4.36e4	4.36e4	2.00	1.00	3.34	3.16	12.5	6.2500	100.0		
22	63	13C8-PFOA	420.9 > 376	4.68e4	4.68e4	2.00	1.00	4.50	4.32	12.5	6.2500	100.0		
23	45	13C5-PFNA	468.2 > 422.9	2.75e4	3.22e4	2.00	0.852	4.94	4.76	10.7	5.4910	87.9		
24	47	13C8-PFOS	507.0 > 79.9	4.57e3	4.90e3	2.00	0.934	5.02	4.85	11.7	5.4615	87.4		
25	64	13C9-PFNA	472.2 > 426.9	3.22e4	3.22e4	2.00	1.00	4.94	4.76	12.5	6.2500	100.0		
26	62	13C3-PFHxS	401.8 > 79.9	5.74e3	5.74e3	2.00	1.00	4.12	3.94	12.5	6.2500	100.0		
27	65	13C4-PFOS	503 > 79.9	4.90e3	4.90e3	2.00	1.00	5.02	4.85	12.5	6.2500	100.0		

AD 8/23/2018

Vista Analytical Laboratory

Dataset: Z:\Projects\PFAS.PRO\Results\180822M2\180822M2-53.qld

MMM 8/23/2018

Last Altered: Thursday, August 23, 2018 11:15:23 Pacific Daylight Time
Printed: Thursday, August 23, 2018 11:16:04 Pacific Daylight Time

Method: Z:\Projects\PFAS.PRO\MethDB\PFAS_FULL_80C_082218.mdb 23 Aug 2018 08:47:14
Calibration: Z:\Projects\PFAS.PRO\CurveDB\C18_VAL-PFAS_Q4_08-21-18.cdb 21 Aug 2018 15:24:02

Name: 180822M2_53, Date: 23-Aug-2018, Time: 02:53:04, ID: B8H0100-BS1 OPR 2, Description: OPR

PFBS

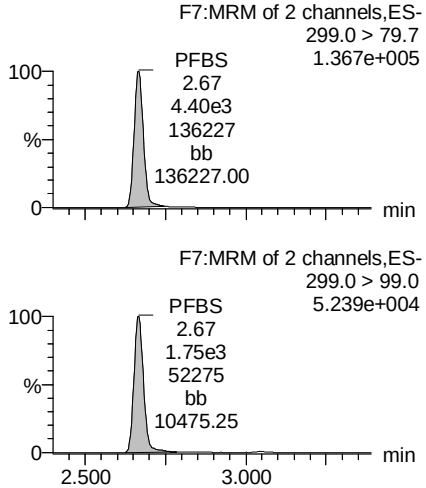

PFHpA

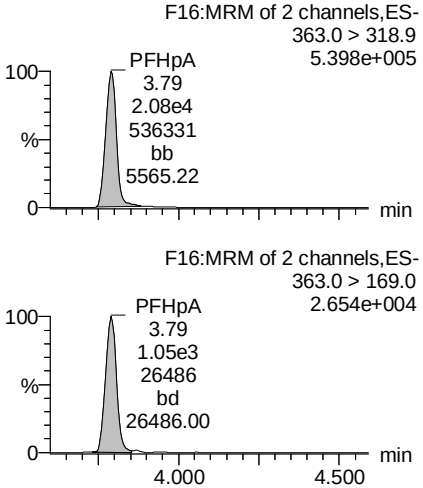

L-PFHxS

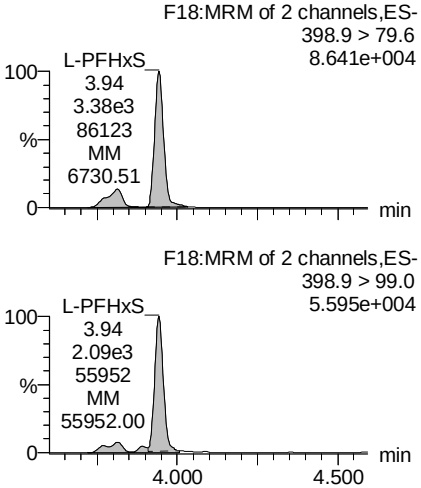

Total PFHxS

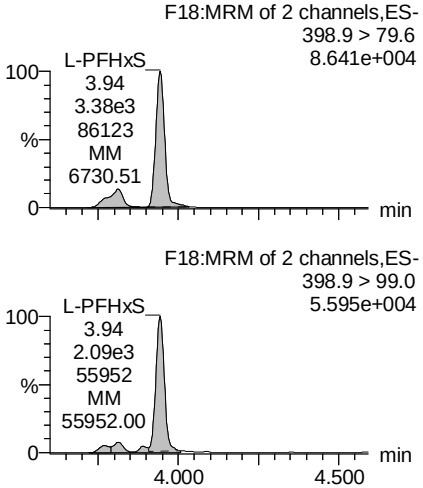

13C3-PFBS

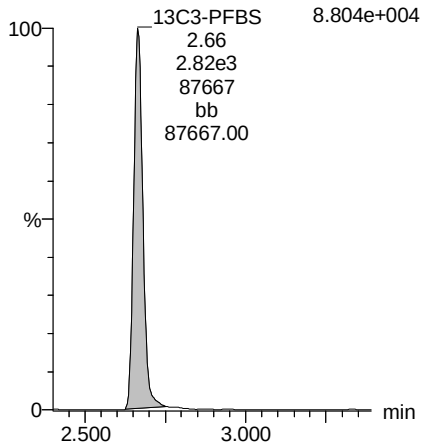

13C4-PFHpA

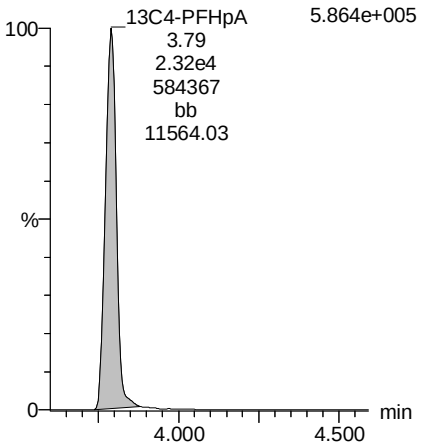

18O2-PFHxS

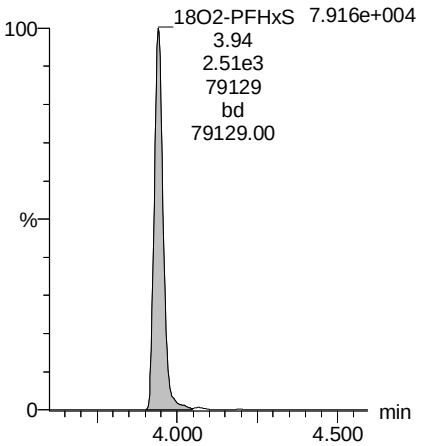

18O2-PFHxS

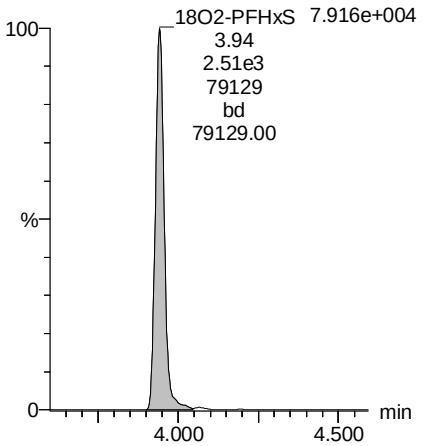

AD 8/23/2018

Dataset: Z:\Projects\PFAS.PRO\Results\180822M2\180822M2-53.qld

MMM 8/23/2018

Last Altered: Thursday, August 23, 2018 11:15:23 Pacific Daylight Time
Printed: Thursday, August 23, 2018 11:16:04 Pacific Daylight Time

Name: 180822M2_53, Date: 23-Aug-2018, Time: 02:53:04, ID: B8H0100-BS1 OPR 2, Description: OPR

L-PFOA

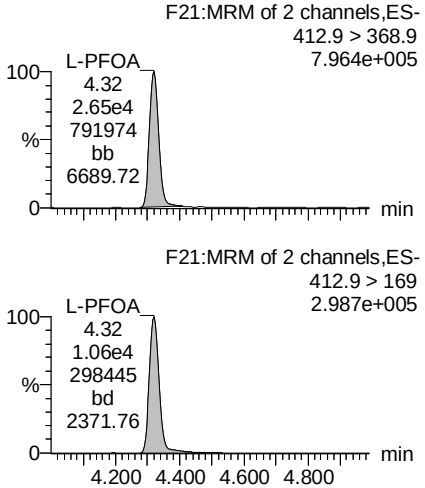

Total PFOA

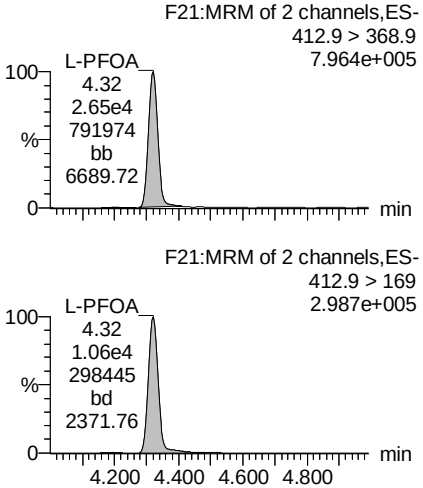

L-PFOS

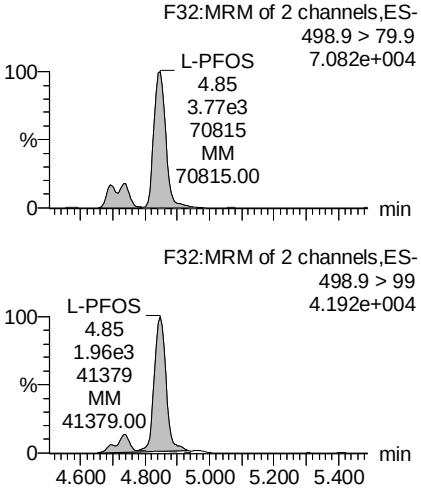

Total PFOS

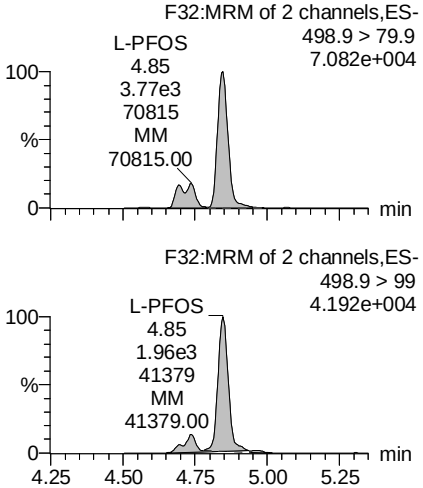

13C2-PFOA

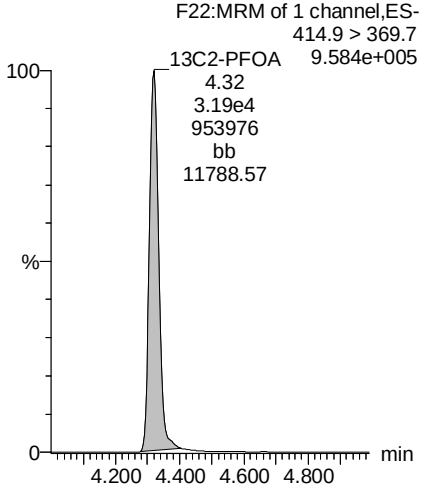

13C2-PFOA

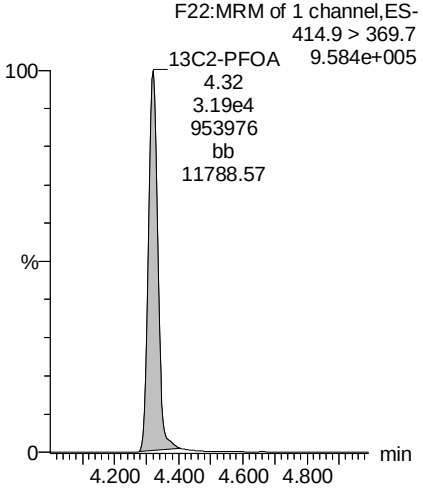

13C8-PFOS

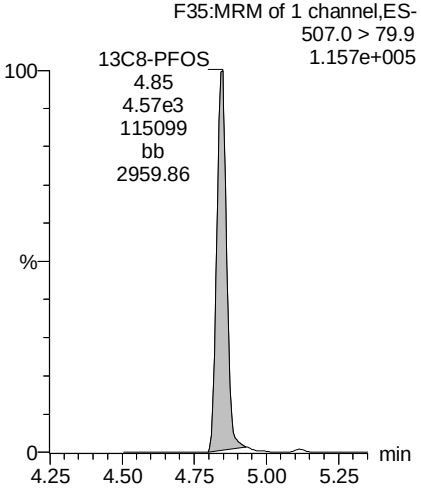

13C8-PFOS

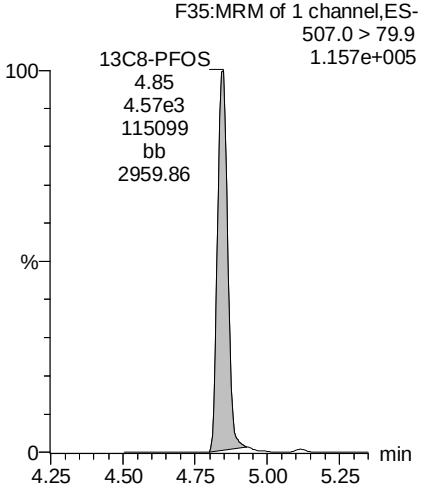

AD 8/23/2018

Vista Analytical Laboratory

Dataset: Z:\Projects\PFAS.PRO\Results\180822M2\180822M2-53.qld

MMM 8/23/2018

Last Altered: Thursday, August 23, 2018 11:15:23 Pacific Daylight Time
Printed: Thursday, August 23, 2018 11:16:04 Pacific Daylight Time

Name: 180822M2_53, Date: 23-Aug-2018, Time: 02:53:04, ID: B8H0100-BS1 OPR 2, Description: OPR

PFNA

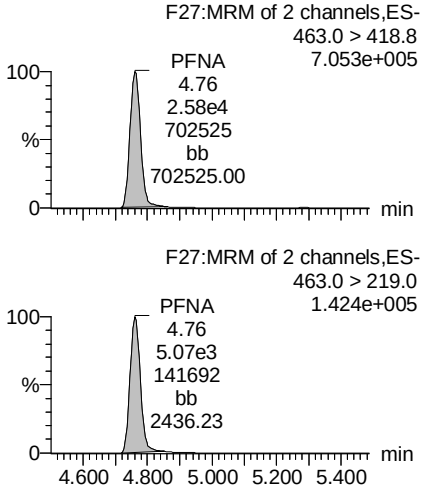

TCDA

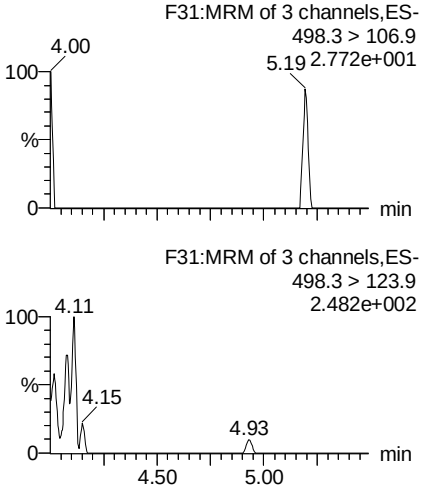

13C5-PFHxA

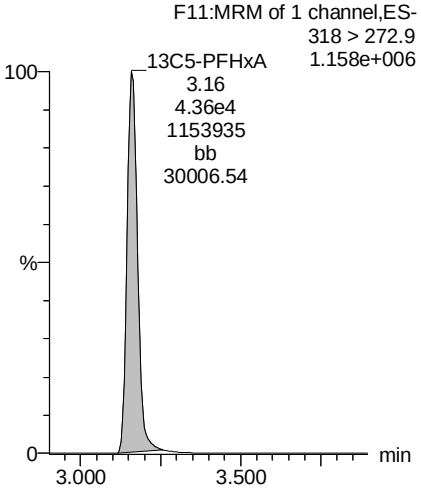

13C8-PFOA

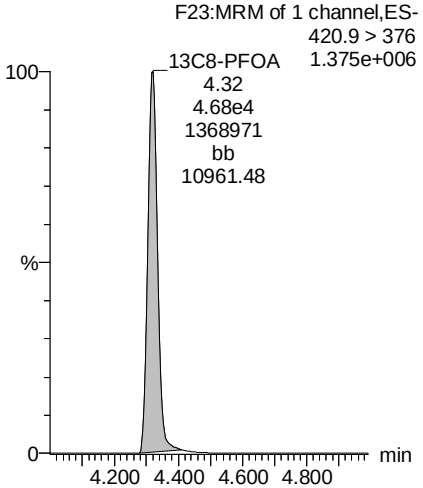

13C5-PFNA

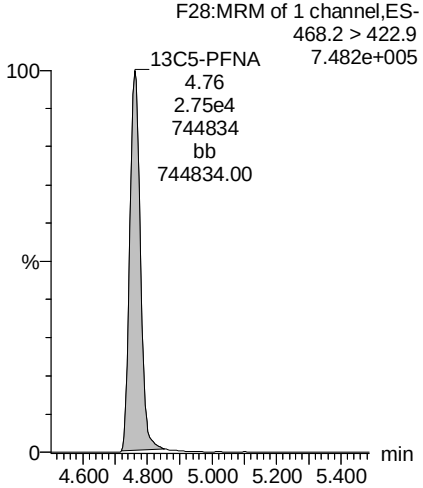

13C8-PFOS

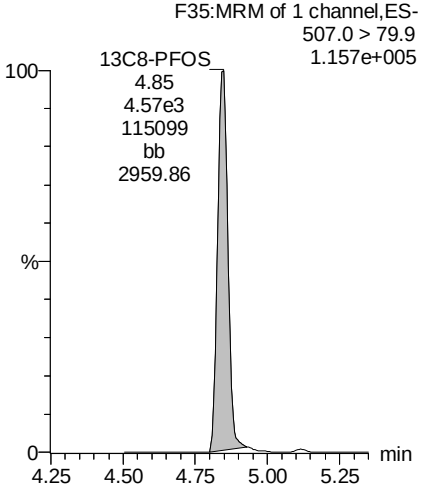

13C9-PFNA

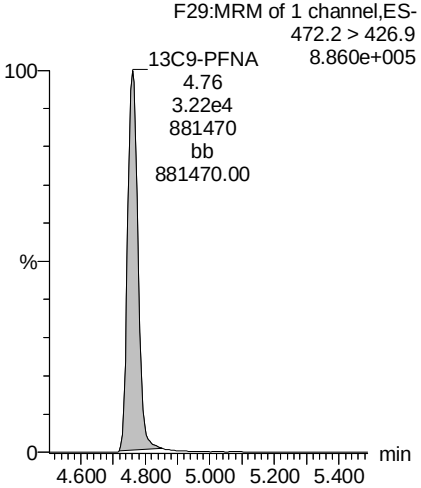

13C3-PFHxS

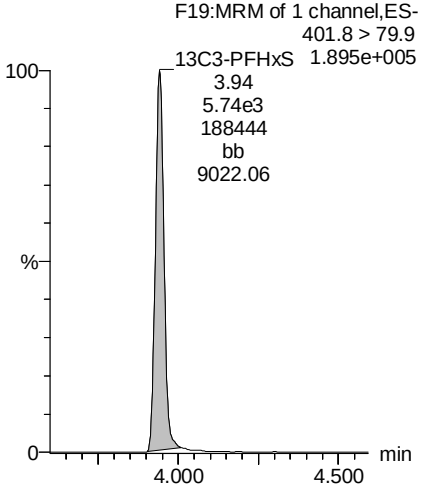

AD 8/23/2018

Dataset: Z:\Projects\PFAS.PRO\Results\180822M2\180822M2-53.qld

MMM 8/23/2018

Last Altered: Thursday, August 23, 2018 11:15:23 Pacific Daylight Time
Printed: Thursday, August 23, 2018 11:16:04 Pacific Daylight Time

Name: 180822M2_53, Date: 23-Aug-2018, Time: 02:53:04, ID: B8H0100-BS1 OPR 2, Description: OPR

13C4-PFOS

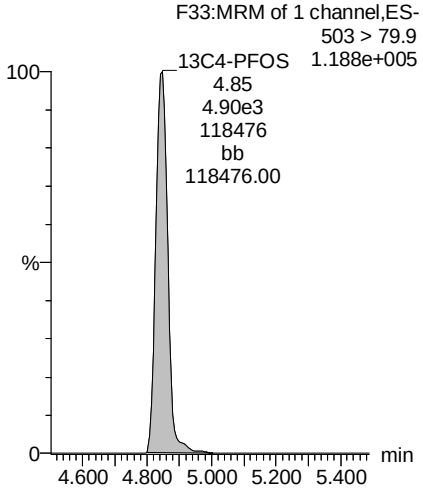

AD 8/23/2018

Dataset: Z:\Projects\PFAS.PRO\Results\180822M2\180822M2-56.qld

MMM 8/23/2018

Last Altered: Thursday, August 23, 2018 13:37:36 Pacific Daylight Time
Printed: Thursday, August 23, 2018 13:37:46 Pacific Daylight Time

Name: 180822M2_56, Date: 23-Aug-2018, Time: 03:24:47, ID: 1801808-01 Composite Lafayette eel no. 1,2,3,4,5 2, Description: Composite Lafayette eel no. 1,2,3,4,5

	#	Name	Trace	Area	IS Area	wt/vol	RRF	Pred.RT	RT	Response	Conc.	%Rec	Ion Ratio	Ratio Out?	
1	3	PFBS	299.0 > 79.7		1.63e3	2.04		2.67							
2	7	PFHpA	363.0 > 318.9	1.66e2	1.17e4	2.04	0.000	3.79	3.79	0.177	0.0520		8.912	YES	
3	8	L-PFHxS	398.9 > 79.6	3.26e1	1.25e3	2.04	0.000	3.81	3.94	0.325	0.1068		1.835	NO	
4	68	Total PFHxS	398.9 > 79.6	3.26e1	1.25e3	2.04		4.05		0.325	0.1068				
5	38	13C3-PFBS	302. > 98.8	1.63e3	4.36e4	2.04	0.0374	2.85	2.66	0.468	3.5796	58.4			
6	41	13C4-PFHpA	367.2 > 321.8	1.17e4	4.36e4	2.04	0.269	3.98	3.79	3.36	3.0538	49.8			H
7	42	18O2-PFHxS	403.0 > 102.6	1.25e3	5.26e3	2.04	0.238	4.12	3.94	2.98	3.0700	50.1			
8	42	18O2-PFHxS	403.0 > 102.6	1.25e3	5.26e3	2.04	0.238	4.12	3.94	2.98	3.0700	50.1			
9	-1														
10	11	L-PFOA	412.9 > 368.9	2.24e3	1.79e4	2.04	0.000	4.32	4.32	1.56	0.7627		2.772	NO	
11	69	Total PFOA	412.9 > 368.9	2.24e3	1.79e4	2.04		4.48		1.56	0.7627				
12	16	L-PFOS	498.9 > 79.9	1.04e4	3.61e3	2.04	0.000	4.87	4.84	36.0	19.1960		1.711	NO	
13	70	Total PFOS	498.9 > 79.9	1.04e4	3.61e3	2.04		4.60		36.0	19.1960				
14	44	13C2-PFOA	414.9 > 369.7	1.79e4	4.72e4	2.04	0.380	4.50	4.32	4.75	2.9451	48.1			H
15	44	13C2-PFOA	414.9 > 369.7	1.79e4	4.72e4	2.04	0.380	4.50	4.32	4.75	2.9451	48.1			
16	47	13C8-PFOS	507.0 > 79.9	3.61e3	5.62e3	2.04	0.642	5.02	4.84	8.03	3.6820	60.1			
17	47	13C8-PFOS	507.0 > 79.9	3.61e3	5.62e3	2.04	0.642	5.02	4.84	8.03	3.6820	60.1			
18	-1														
19	14	PFNA	463.0 > 418.8	6.34e3	1.99e4	2.04	0.000	4.94	4.76	3.99	1.7162		5.673	NO	
20	73	TCDA	498.3>106.9	5.26e3		2.04	0.000	5.15	4.76	5260	109.1538		0.813	NO	
21	61	13C5-PFHxA	318 > 272.9	4.36e4	4.36e4	2.04	1.00	3.34	3.16	12.5	6.1275	100.0			
22	63	13C8-PFOA	420.9 > 376	4.72e4	4.72e4	2.04	1.00	4.50	4.32	12.5	6.1275	100.0			
23	45	13C5-PFNA	468.2 > 422.9	1.99e4	3.94e4	2.04	0.504	4.94	4.76	6.30	3.1805	51.9			
24	47	13C8-PFOS	507.0 > 79.9	3.61e3	5.62e3	2.04	0.642	5.02	4.84	8.03	3.6820	60.1			
25	64	13C9-PFNA	472.2 > 426.9	3.94e4	3.94e4	2.04	1.00	4.94	4.76	12.5	6.1275	100.0			
26	62	13C3-PFHxS	401.8 > 79.9	5.26e3	5.26e3	2.04	1.00	4.12	3.94	12.5	6.1275	100.0			
27	65	13C4-PFOS	503 > 79.9	5.62e3	5.62e3	2.04	1.00	5.02	4.84	12.5	6.1275	100.0			

AD 8/23/2018

Vista Analytical Laboratory

Dataset: Z:\Projects\PFAS.PRO\Results\180822M2\180822M2-56.qld

MMM 8/23/2018

Last Altered: Thursday, August 23, 2018 13:37:36 Pacific Daylight Time
Printed: Thursday, August 23, 2018 13:37:46 Pacific Daylight Time

Method: Z:\Projects\PFAS.PRO\MethDB\PFAS_FULL_80C_082218.mdb 23 Aug 2018 08:47:14
Calibration: Z:\Projects\PFAS.PRO\CurveDB\C18_VAL-PFAS_Q4_08-21-18.cdb 21 Aug 2018 15:24:02

Name: 180822M2_56, Date: 23-Aug-2018, Time: 03:24:47, ID: 1801808-01 Composite Lafayette eel no. 1,2,3,4,5 2, Description: Composite Lafayette eel no. 1,2,3,4,5

PFBS

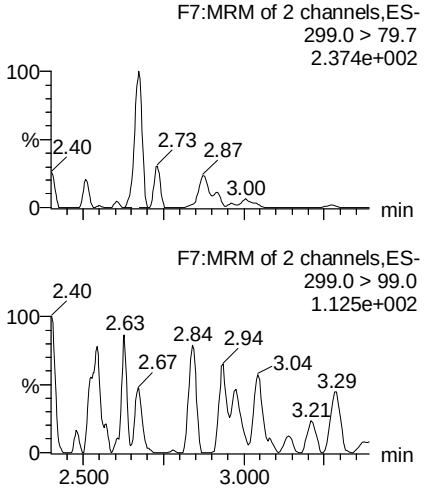

PFHpA

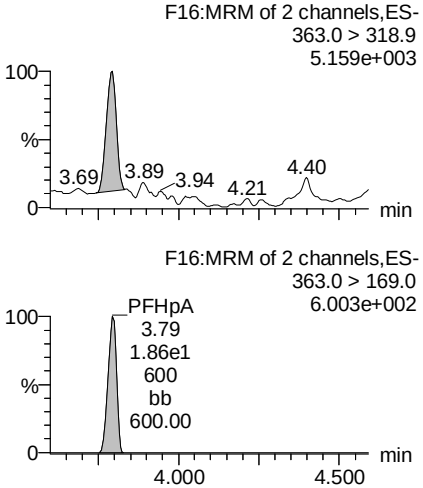

L-PFHxS

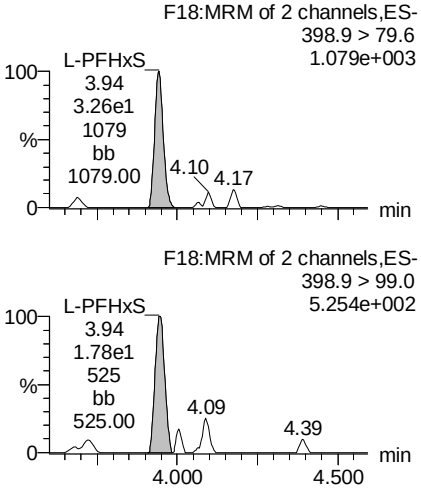

Total PFHxS

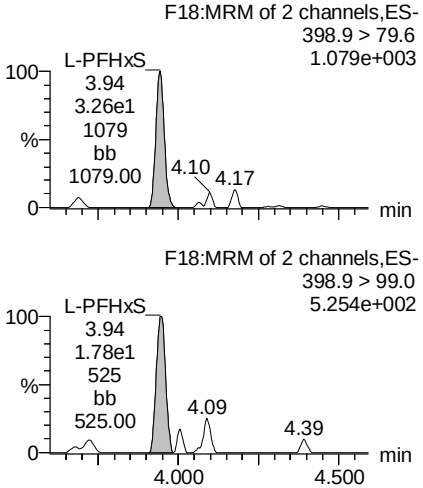

13C3-PFBS

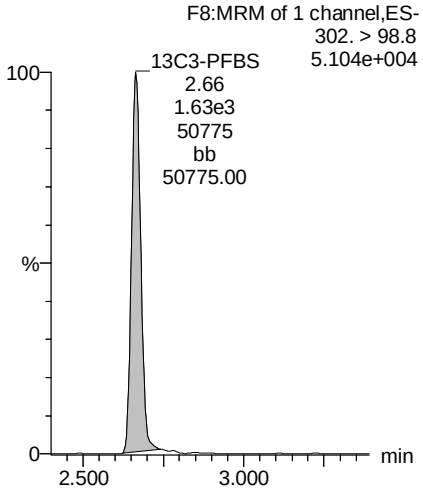

13C4-PFHpA

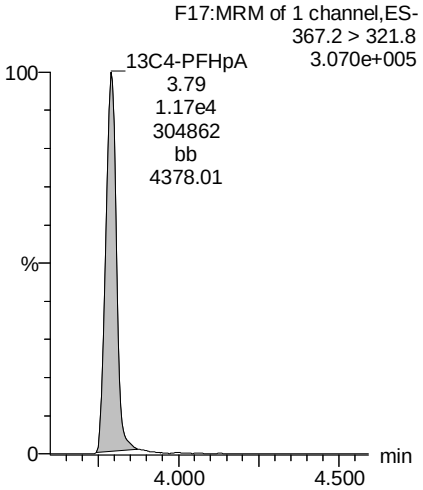

18O2-PFHxS

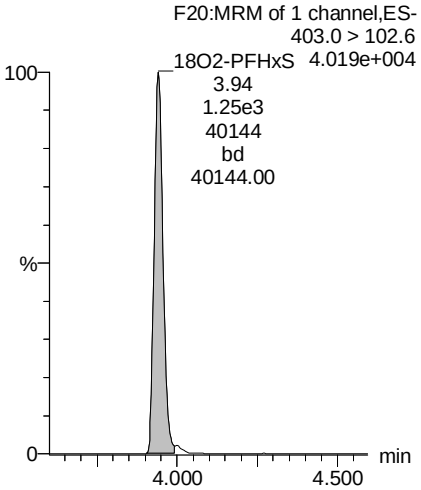

18O2-PFHxS

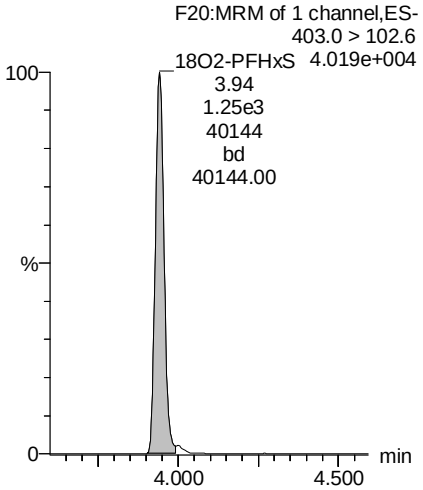

AD 8/23/2018

Dataset: Z:\Projects\PFAS.PRO\Results\180822M2\180822M2-56.qld

MMM 8/23/2018

Last Altered: Thursday, August 23, 2018 13:37:36 Pacific Daylight Time
Printed: Thursday, August 23, 2018 13:37:46 Pacific Daylight Time

Name: 180822M2_56, Date: 23-Aug-2018, Time: 03:24:47, ID: 1801808-01 Composite Lafayette eel no. 1,2,3,4,5 2, Description: Composite Lafayette eel no. 1,2,3,4,5

L-PFOA

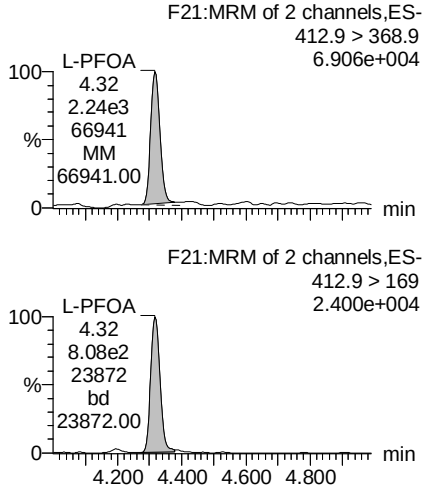

Total PFOA

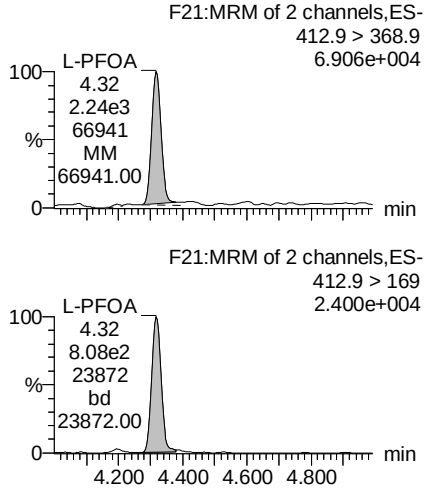

L-PFOS

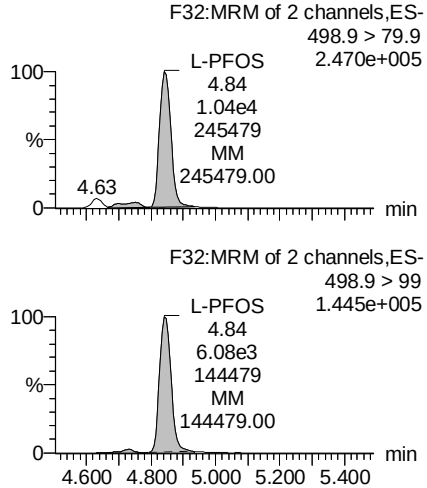

Total PFOS

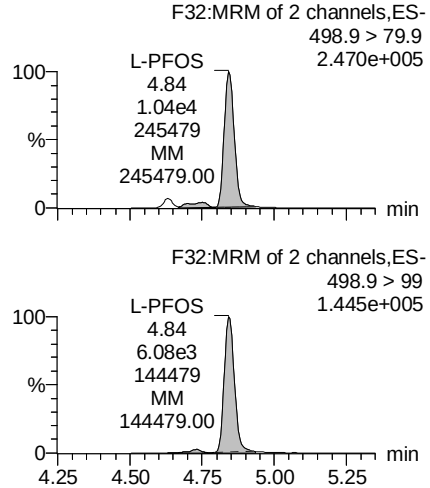

13C2-PFOA

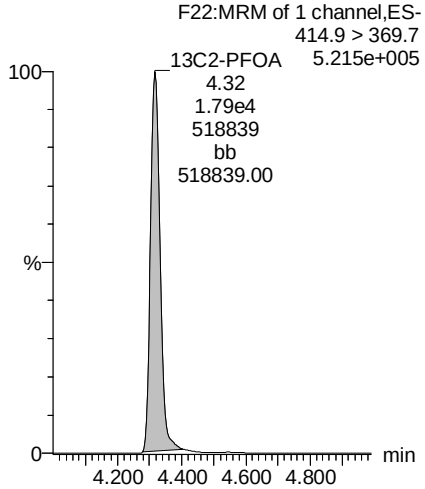

13C2-PFOA

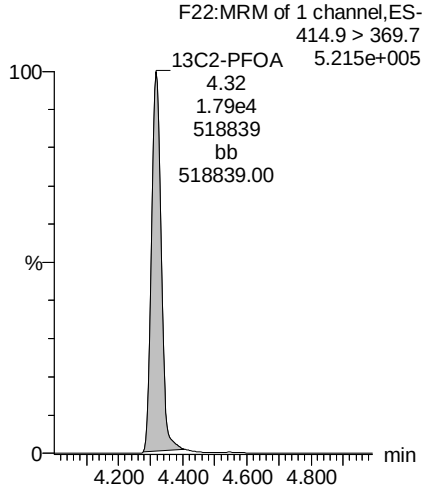

13C8-PFOS

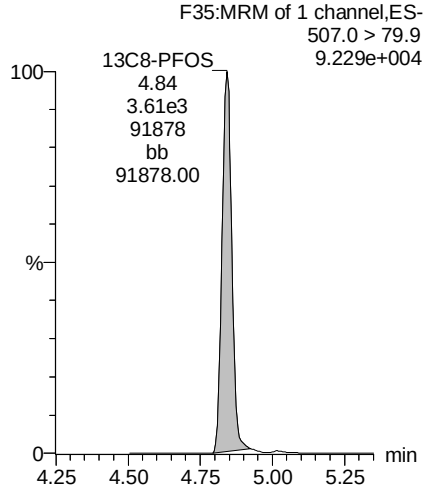

13C8-PFOS

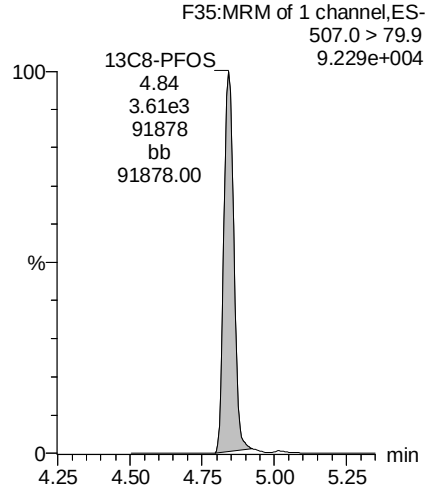

AD 8/23/2018

Vista Analytical Laboratory

Dataset: Z:\Projects\PFAS.PRO\Results\180822M2\180822M2-56.qld

MMM 8/23/2018

Last Altered: Thursday, August 23, 2018 13:37:36 Pacific Daylight Time
Printed: Thursday, August 23, 2018 13:37:46 Pacific Daylight Time

Name: 180822M2_56, Date: 23-Aug-2018, Time: 03:24:47, ID: 1801808-01 Composite Lafayette eel no. 1,2,3,4,5 2, Description: Composite Lafayette eel no. 1,2,3,4,5

PFNA

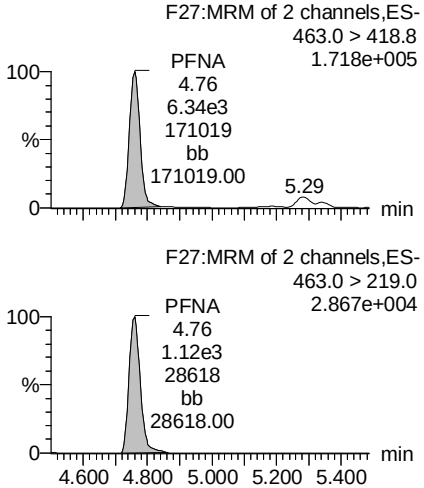

TCDA

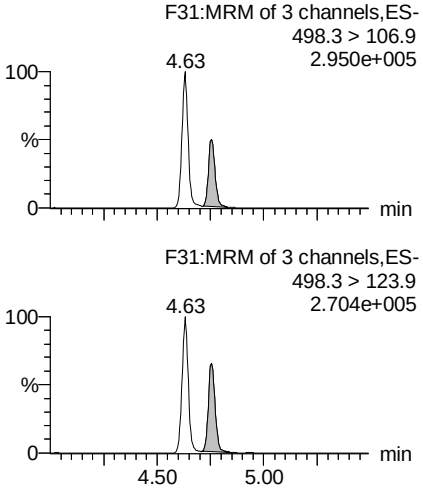

13C5-PFHxA

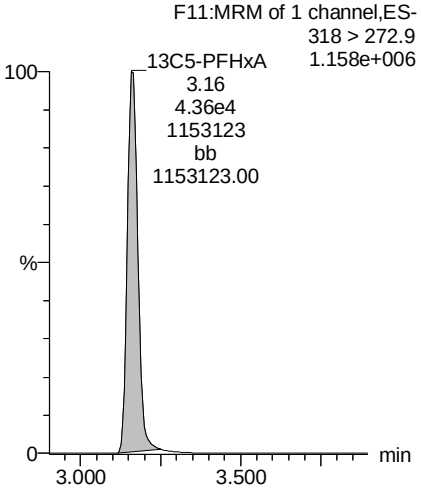

13C8-PFOA

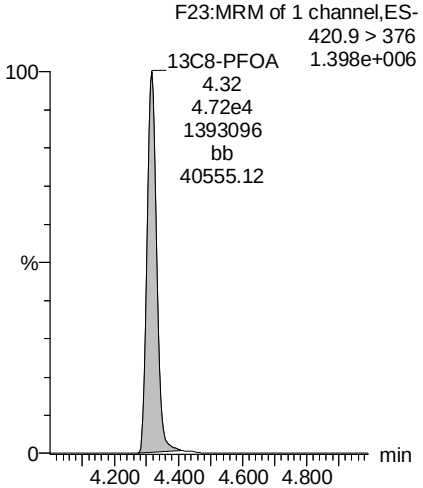

13C5-PFNA

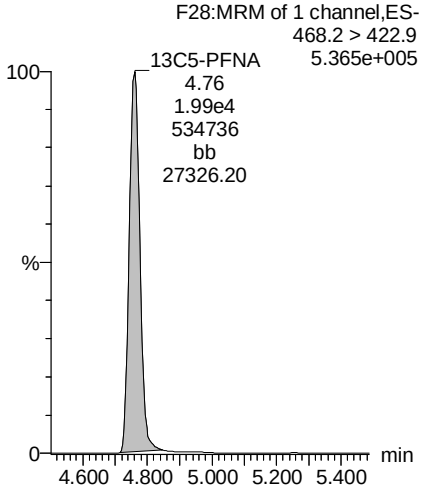

13C8-PFOS

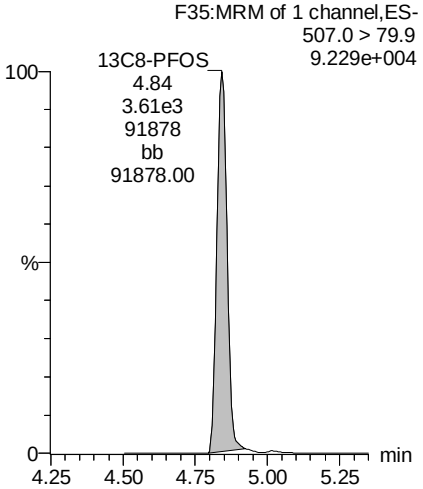

13C9-PFNA

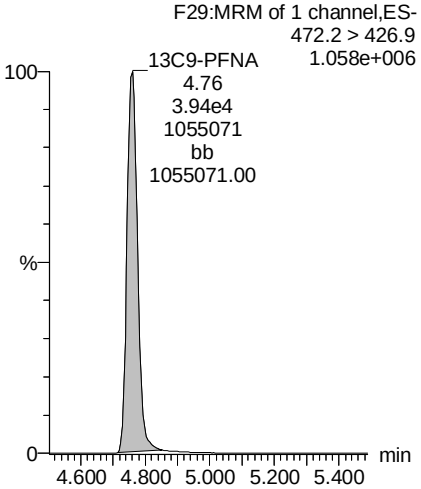

13C3-PFHxS

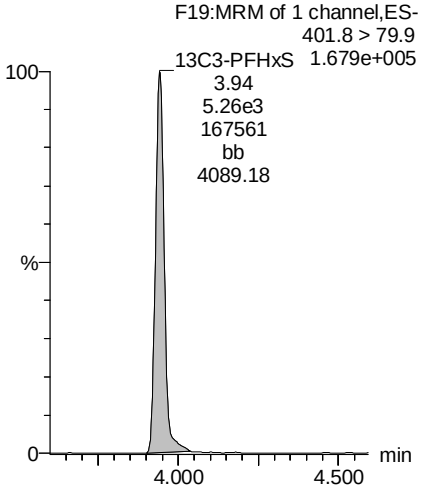

AD 8/23/2018

Dataset: Z:\Projects\PFAS.PRO\Results\180822M2\180822M2-56.qld

MMM 8/23/2018

Last Altered: Thursday, August 23, 2018 13:37:36 Pacific Daylight Time
Printed: Thursday, August 23, 2018 13:37:46 Pacific Daylight Time

Name: 180822M2_56, Date: 23-Aug-2018, Time: 03:24:47, ID: 1801808-01 Composite Lafayette eel no. 1,2,3,4,5 2, Description: Composite Lafayette eel no. 1,2,3,4,5

13C4-PFOS

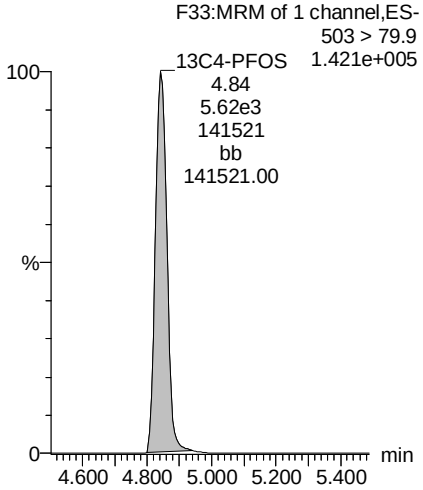

AD 8/23/2018

Vista Analytical Laboratory

Dataset: Z:\Projects\PFAS.PRO\Results\180822M2\180822M2-55.qld

MMM 8/23/2018

Last Altered: Thursday, August 23, 2018 11:25:04 Pacific Daylight Time
Printed: Thursday, August 23, 2018 11:25:25 Pacific Daylight Time

Name: 180822M2_55, Date: 23-Aug-2018, Time: 03:14:16, ID: B8H0100-DUP1 Duplicate 2.03, Description: Duplicate

	#	Name	Trace	Area	IS Area	wt/vol	RRF	Pred.RT	RT	Response	Conc.	%Rec	Ion Ratio	Ratio Out?
1	3	PFBS	299.0 > 79.7		1.47e3	2.03		2.67						
2	7	PFHpA	363.0 > 318.9		9.90e3	2.03		3.79						
3	8	L-PFHxS	398.9 > 79.6	2.49e1	1.15e3	2.03	0.000	3.81	3.95	0.272	0.0915		3.749	YES
4	68	Total PFHxS	398.9 > 79.6	2.49e1	1.15e3	2.03		4.05		0.272	0.0915			
5	38	13C3-PFBS	302. > 98.8	1.47e3	4.34e4	2.03	0.0339	2.85	2.67	0.423	3.2551	52.9		
6	41	13C4-PFHpA	367.2 > 321.8	9.90e3	4.34e4	2.03	0.228	3.98	3.79	2.85	2.5996	42.2		
7	42	18O2-PFHxS	403.0 > 102.6	1.15e3	5.26e3	2.03	0.218	4.12	3.94	2.72	2.8218	45.8		
8	42	18O2-PFHxS	403.0 > 102.6	1.15e3	5.26e3	2.03	0.218	4.12	3.94	2.72	2.8218	45.8		
9	-1													
10	11	L-PFOA	412.9 > 368.9	1.52e3	1.39e4	2.03	0.000	4.32	4.32	1.36	0.6649		2.566	NO
11	69	Total PFOA	412.9 > 368.9	1.52e3	1.39e4	2.03		4.48		1.36	0.6649			
12	16	L-PFOS	498.9 > 79.9	7.55e3	3.23e3	2.03	0.000	4.87	4.85	29.3	15.6730		1.838	NO
13	70	Total PFOS	498.9 > 79.9	7.55e3	3.23e3	2.03		4.60		29.3	15.6730			
14	44	13C2-PFOA	414.9 > 369.7	1.39e4	4.29e4	2.03	0.325	4.50	4.32	4.06	2.5326	41.1		
15	44	13C2-PFOA	414.9 > 369.7	1.39e4	4.29e4	2.03	0.325	4.50	4.32	4.06	2.5326	41.1		
16	47	13C8-PFOS	507.0 > 79.9	3.23e3	5.44e3	2.03	0.593	5.02	4.84	7.42	3.4179	55.5		
17	47	13C8-PFOS	507.0 > 79.9	3.23e3	5.44e3	2.03	0.593	5.02	4.84	7.42	3.4179	55.5		
18	-1													
19	14	PFNA	463.0 > 418.8	3.71e3	1.57e4	2.03	0.000	4.94	4.76	2.95	1.2721		4.775	NO
20	73	TCDA	498.3>106.9	3.51e3		2.03	0.000	5.15	4.76	3510	73.1531		0.890	NO
21	61	13C5-PFHxA	318 > 272.9	4.34e4	4.34e4	2.03	1.00	3.34	3.16	12.5	6.1576	100.0		
22	63	13C8-PFOA	420.9 > 376	4.29e4	4.29e4	2.03	1.00	4.50	4.32	12.5	6.1576	100.0		
23	45	13C5-PFNA	468.2 > 422.9	1.57e4	3.47e4	2.03	0.452	4.94	4.76	5.65	2.8701	46.6		
24	47	13C8-PFOS	507.0 > 79.9	3.23e3	5.44e3	2.03	0.593	5.02	4.84	7.42	3.4179	55.5		
25	64	13C9-PFNA	472.2 > 426.9	3.47e4	3.47e4	2.03	1.00	4.94	4.76	12.5	6.1576	100.0		
26	62	13C3-PFHxS	401.8 > 79.9	5.26e3	5.26e3	2.03	1.00	4.12	3.94	12.5	6.1576	100.0		
27	65	13C4-PFOS	503 > 79.9	5.44e3	5.44e3	2.03	1.00	5.02	4.84	12.5	6.1576	100.0		

AD 8/23/2018

Vista Analytical Laboratory

Dataset: Z:\Projects\PFAS.PRO\Results\180822M2\180822M2-55.qld

MMM 8/23/2018

Last Altered: Thursday, August 23, 2018 11:25:04 Pacific Daylight Time
Printed: Thursday, August 23, 2018 11:25:25 Pacific Daylight Time

Method: Z:\Projects\PFAS.PRO\MethDB\PFAS_FULL_80C_082218.mdb 23 Aug 2018 08:47:14
Calibration: Z:\Projects\PFAS.PRO\CurveDB\C18_VAL-PFAS_Q4_08-21-18.cdb 21 Aug 2018 15:24:02

Name: 180822M2_55, Date: 23-Aug-2018, Time: 03:14:16, ID: B8H0100-DUP1 Duplicate 2.03, Description: Duplicate

PFBS

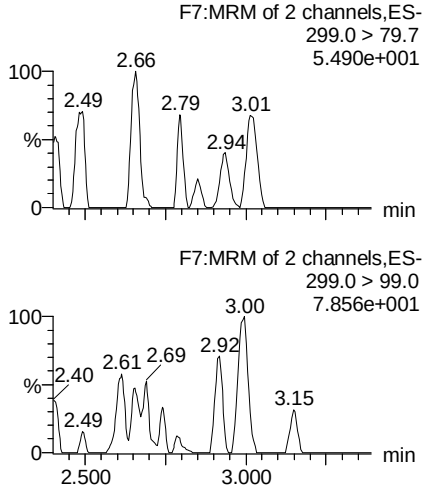

PFHpA

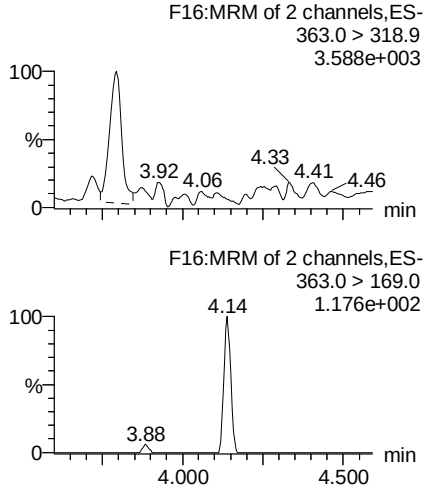

L-PFHxS

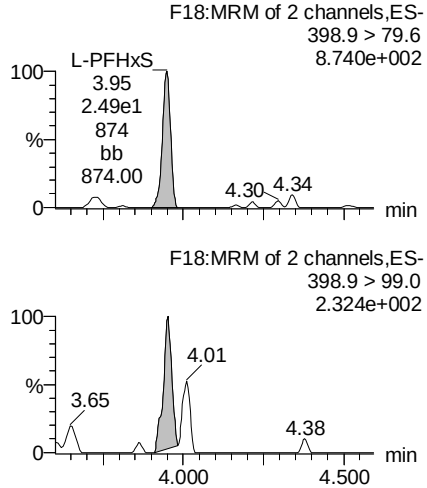

Total PFHxS

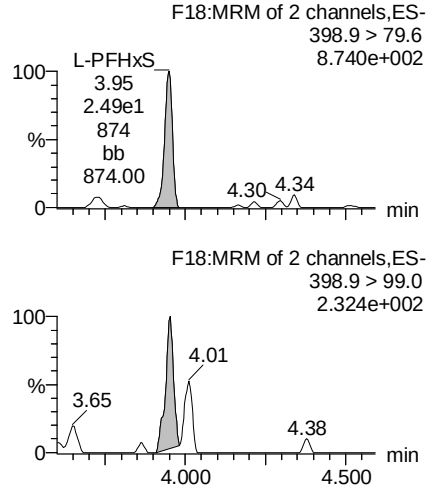

13C3-PFBS

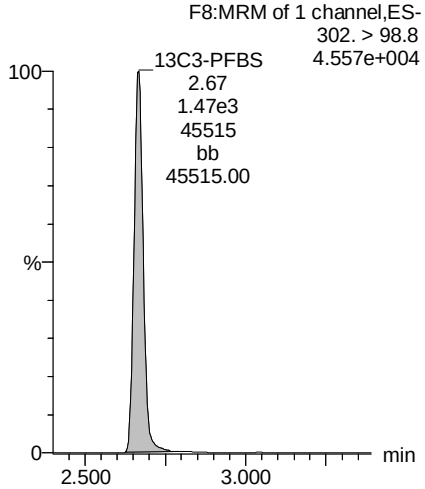

13C4-PFHpA

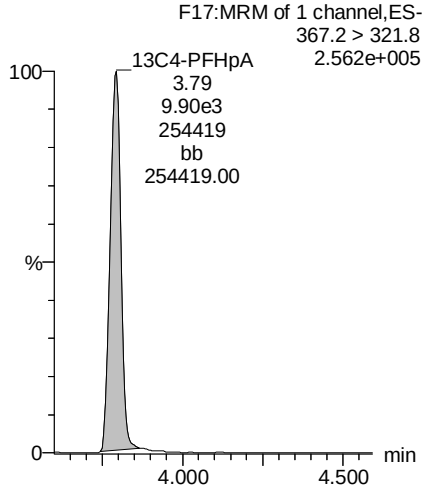

18O2-PFHxS

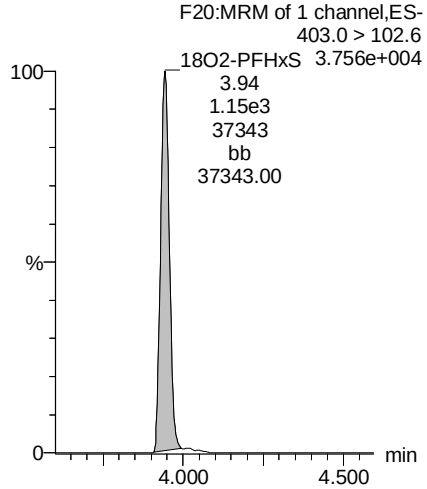

18O2-PFHxS

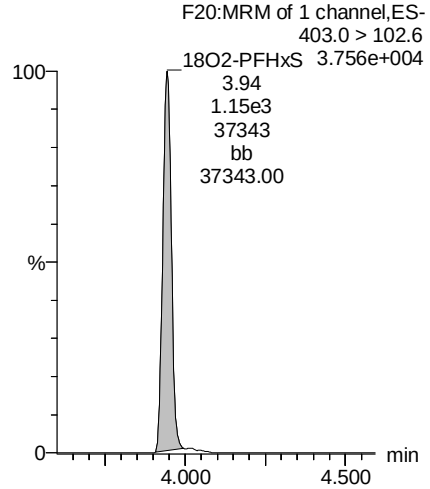

AD 8/23/2018

Dataset: Z:\Projects\PFAS.PRO\Results\180822M2\180822M2-55.qld

MMM 8/23/2018

Last Altered: Thursday, August 23, 2018 11:25:04 Pacific Daylight Time
Printed: Thursday, August 23, 2018 11:25:25 Pacific Daylight Time

Name: 180822M2_55, Date: 23-Aug-2018, Time: 03:14:16, ID: B8H0100-DUP1 Duplicate 2.03, Description: Duplicate

L-PFOA

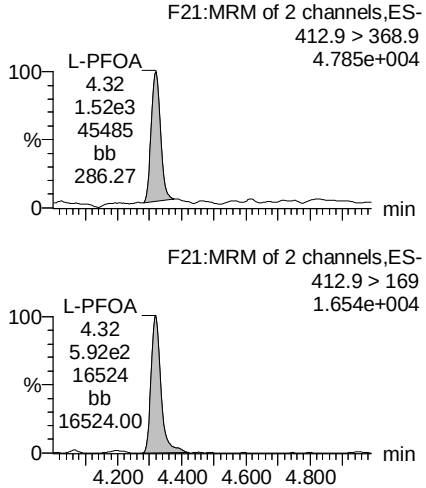

Total PFOA

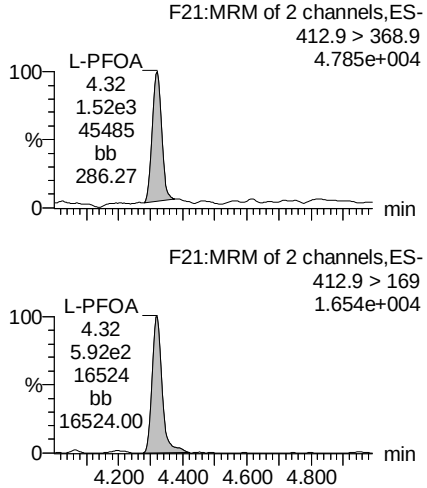

L-PFOS

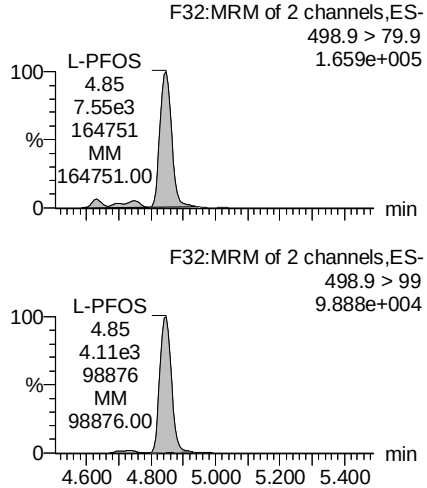

Total PFOS

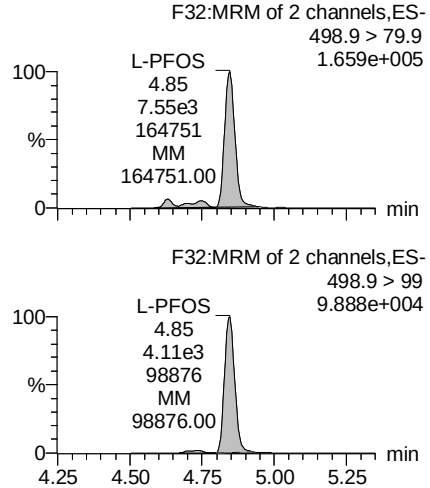

13C2-PFOA

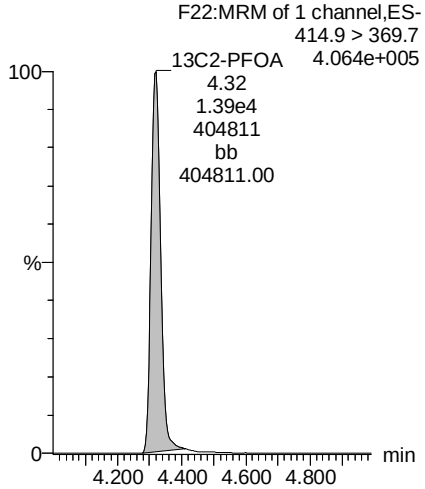

13C2-PFOA

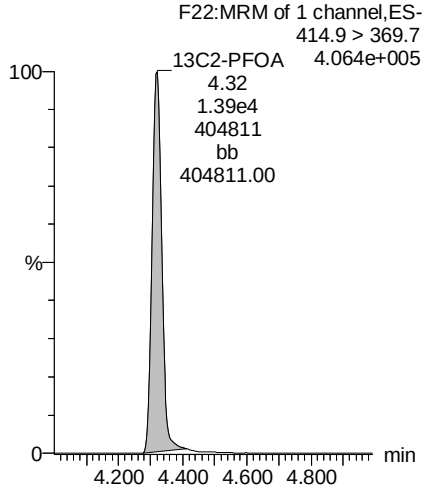

13C8-PFOS

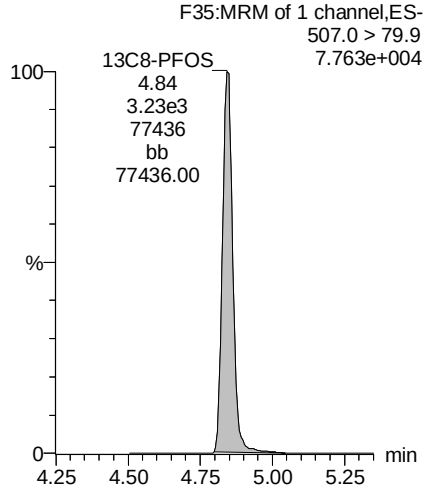

13C8-PFOS

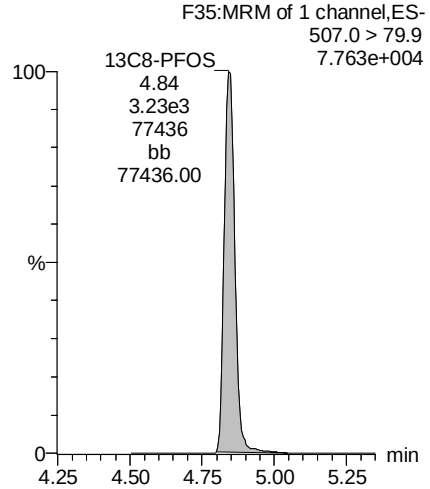

AD 8/23/2018

Vista Analytical Laboratory

Dataset: Z:\Projects\PFAS.PRO\Results\180822M2\180822M2-55.qld

MMM 8/23/2018

Last Altered: Thursday, August 23, 2018 11:25:04 Pacific Daylight Time
Printed: Thursday, August 23, 2018 11:25:25 Pacific Daylight Time

Name: 180822M2_55, Date: 23-Aug-2018, Time: 03:14:16, ID: B8H0100-DUP1 Duplicate 2.03, Description: Duplicate

PFNA

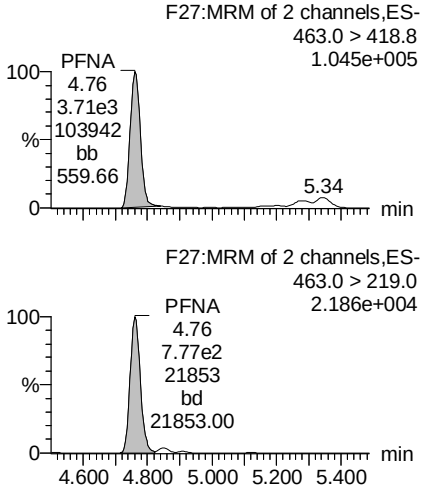

TCDA

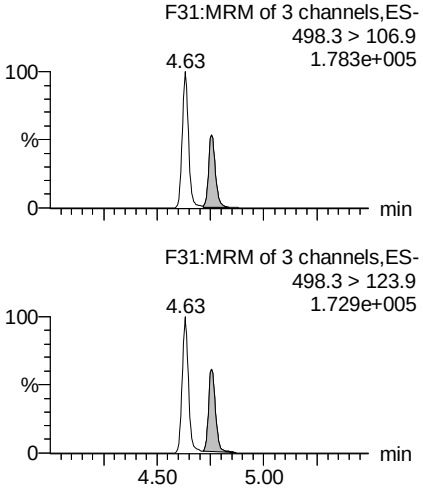

13C5-PFHxA

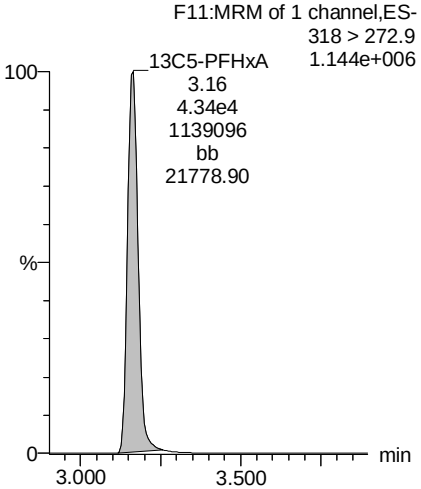

13C8-PFOA

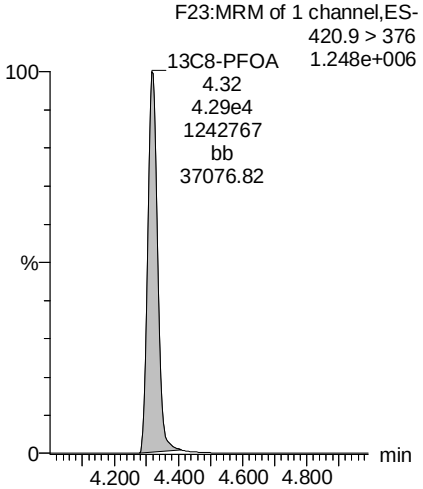

13C5-PFNA

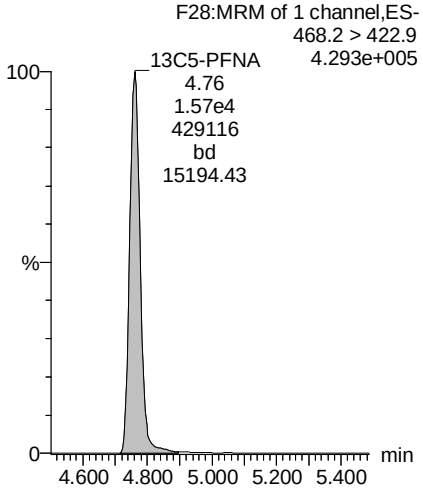

13C8-PFOS

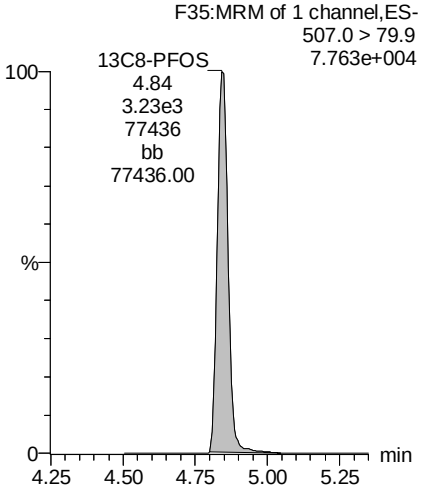

13C9-PFNA

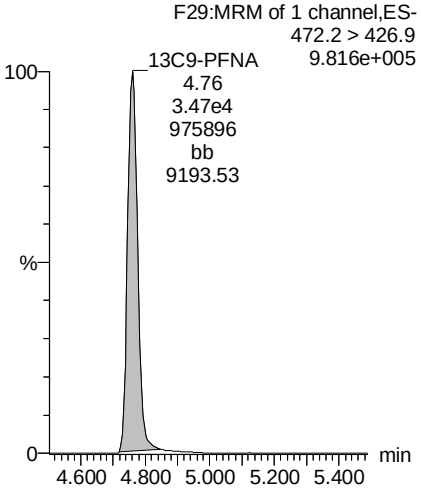

13C3-PFHxS

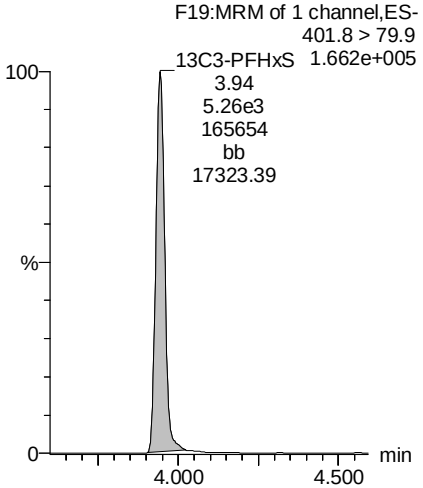

AD 8/23/2018

Dataset: Z:\Projects\PFAS.PRO\Results\180822M2\180822M2-55.qld

MMM 8/23/2018

Last Altered: Thursday, August 23, 2018 11:25:04 Pacific Daylight Time
Printed: Thursday, August 23, 2018 11:25:25 Pacific Daylight Time

Name: 180822M2_55, Date: 23-Aug-2018, Time: 03:14:16, ID: B8H0100-DUP1 Duplicate 2.03, Description: Duplicate

13C4-PFOS

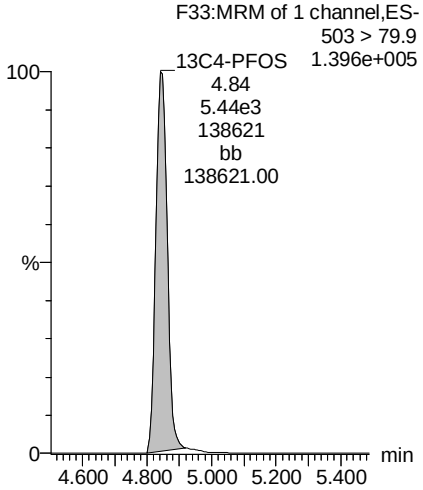

AD 8/23/2018

Vista Analytical Laboratory

Dataset: Z:\Projects\PFAS.PRO\Results\180822M2\180822M2-59.qld

MMM 8/23/2018

Last Altered: Thursday, August 23, 2018 13:36:03 Pacific Daylight Time
Printed: Thursday, August 23, 2018 13:36:16 Pacific Daylight Time

Name: 180822M2_59, Date: 23-Aug-2018, Time: 03:56:35, ID: 1801808-02 Composite Brackett eel no. 1,2,3,4,6 2., Description: Composite Brackett eel no. 1,2,3,4,6

	#	Name	Trace	Area	IS Area	wt/vol	RRF	Pred.RT	RT	Response	Conc.	%Rec	Ion Ratio	Ratio Out?	
1	3	PFBS	299.0 > 79.7		1.61e3	2.05		2.67							
2	7	PFHpA	363.0 > 318.9		1.10e4	2.05		3.79							
3	8	L-PFHxS	398.9 > 79.6	5.18e1	1.40e3	2.05	0.000	3.81	3.94	0.464	0.1469		1.189	NO	
4	68	Total PFHxS	398.9 > 79.6	5.18e1	1.40e3	2.05		4.05		0.464	0.1469				
5	38	13C3-PFBS	302. > 98.8	1.61e3	4.51e4	2.05	0.0358	2.85	2.66	0.447	3.4041	55.8			
6	41	13C4-PFHpA	367.2 > 321.8	1.10e4	4.51e4	2.05	0.244	3.98	3.79	3.05	2.7513	45.1			H
7	42	18O2-PFHxS	403.0 > 102.6	1.40e3	5.26e3	2.05	0.266	4.12	3.94	3.32	3.4074	55.9			
8	42	18O2-PFHxS	403.0 > 102.6	1.40e3	5.26e3	2.05	0.266	4.12	3.94	3.32	3.4074	55.9			
9	-1														
10	11	L-PFOA	412.9 > 368.9	7.70e2	1.69e4	2.05	0.000	4.32	4.32	0.568	0.2563		3.068	NO	
11	69	Total PFOA	412.9 > 368.9	7.70e2	1.69e4	2.05		4.48		0.568	0.2563				
12	16	L-PFOS	498.9 > 79.9	6.34e3	3.76e3	2.05	0.000	4.87	4.84	21.1	11.1762		1.693	NO	
13	70	Total PFOS	498.9 > 79.9	6.34e3	3.76e3	2.05		4.60		21.1	11.1762				
14	44	13C2-PFOA	414.9 > 369.7	1.69e4	4.68e4	2.05	0.362	4.50	4.32	4.52	2.7910	45.8			H
15	44	13C2-PFOA	414.9 > 369.7	1.69e4	4.68e4	2.05	0.362	4.50	4.32	4.52	2.7910	45.8			
16	47	13C8-PFOS	507.0 > 79.9	3.76e3	5.85e3	2.05	0.644	5.02	4.84	8.05	3.6735	60.2			
17	47	13C8-PFOS	507.0 > 79.9	3.76e3	5.85e3	2.05	0.644	5.02	4.84	8.05	3.6735	60.2			
18	-1														
19	14	PFNA	463.0 > 418.8	2.48e3	2.02e4	2.05	0.000	4.94	4.76	1.54	0.6482		5.439	NO	
20	73	TCDA	498.3>106.9	1.07e3		2.05	0.000	5.15	4.76	1070	22.1816		0.747	NO	
21	61	13C5-PFHxA	318 > 272.9	4.51e4	4.51e4	2.05	1.00	3.34	3.16	12.5	6.0976	100.0			
22	63	13C8-PFOA	420.9 > 376	4.68e4	4.68e4	2.05	1.00	4.50	4.32	12.5	6.0976	100.0			
23	45	13C5-PFNA	468.2 > 422.9	2.02e4	3.96e4	2.05	0.510	4.94	4.76	6.37	3.2041	52.5			
24	47	13C8-PFOS	507.0 > 79.9	3.76e3	5.85e3	2.05	0.644	5.02	4.84	8.05	3.6735	60.2			
25	64	13C9-PFNA	472.2 > 426.9	3.96e4	3.96e4	2.05	1.00	4.94	4.76	12.5	6.0976	100.0			
26	62	13C3-PFHxS	401.8 > 79.9	5.26e3	5.26e3	2.05	1.00	4.12	3.94	12.5	6.0976	100.0			
27	65	13C4-PFOS	503 > 79.9	5.85e3	5.85e3	2.05	1.00	5.02	4.84	12.5	6.0976	100.0			

AD 8/23/2018

Vista Analytical Laboratory

Dataset: Z:\Projects\PFAS.PRO\Results\180822M2\180822M2-59.qld

MMM 8/23/2018

Last Altered: Thursday, August 23, 2018 13:36:03 Pacific Daylight Time
Printed: Thursday, August 23, 2018 13:36:16 Pacific Daylight Time

Method: Z:\Projects\PFAS.PRO\MethDB\PFAS_FULL_80C_082218.mdb 23 Aug 2018 08:47:14
Calibration: Z:\Projects\PFAS.PRO\CurveDB\C18_VAL-PFAS_Q4_08-21-18.cdb 21 Aug 2018 15:24:02

Name: 180822M2_59, Date: 23-Aug-2018, Time: 03:56:35, ID: 1801808-02 Composite Brackett eel no. 1,2,3,4,6 2., Description: Composite Brackett eel no. 1,2,3,4,6

PFBS

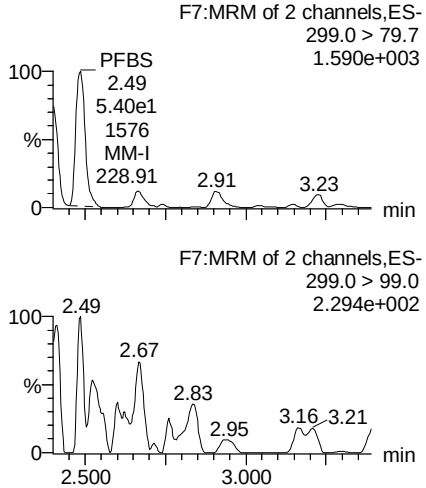

PFHpA

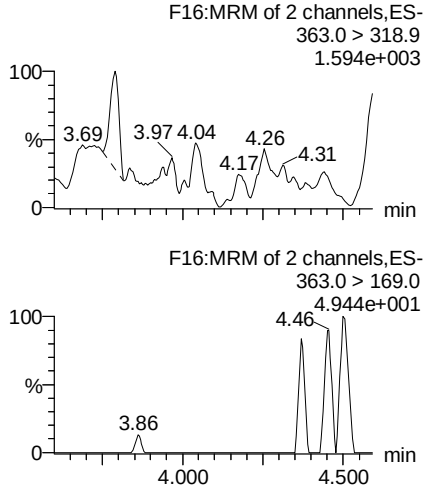

L-PFHxS

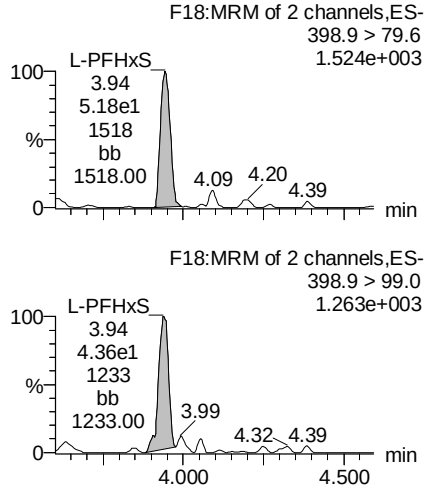

Total PFHxS

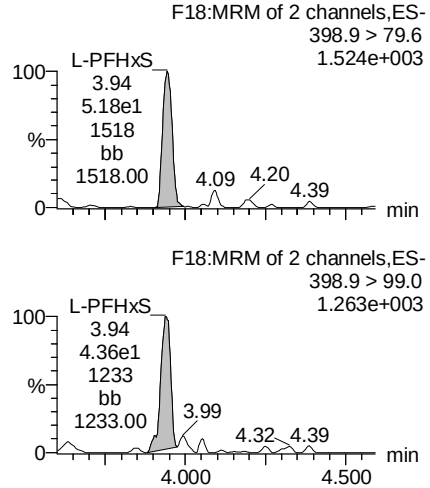

13C3-PFBS

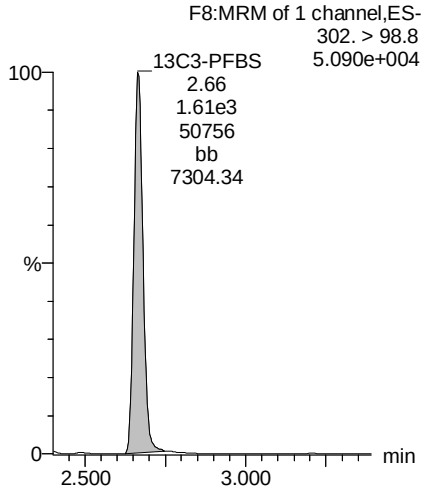

13C4-PFHpA

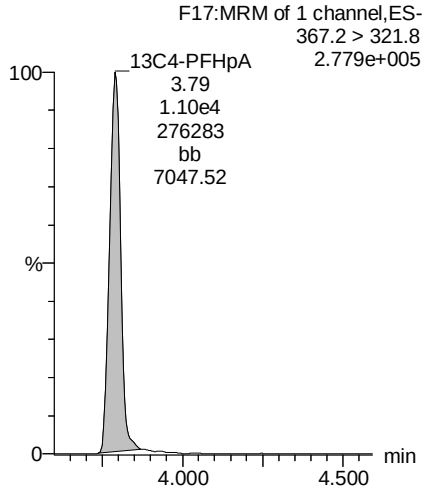

18O2-PFHxS

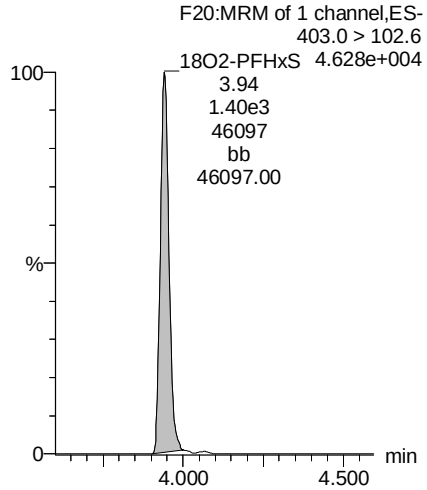

18O2-PFHxS

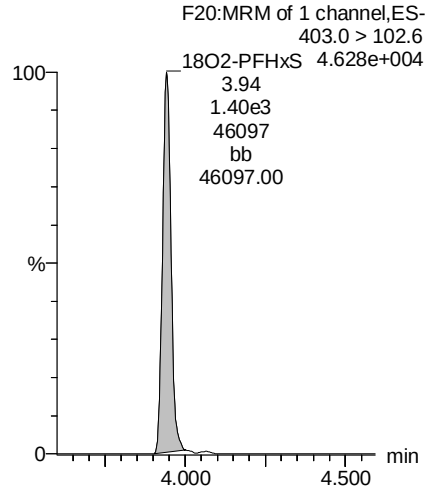

AD 8/23/2018

Vista Analytical Laboratory

Dataset: Z:\Projects\PFAS.PRO\Results\180822M2\180822M2-59.qld

MMM 8/23/2018

Last Altered: Thursday, August 23, 2018 13:36:03 Pacific Daylight Time
Printed: Thursday, August 23, 2018 13:36:16 Pacific Daylight Time

Name: 180822M2_59, Date: 23-Aug-2018, Time: 03:56:35, ID: 1801808-02 Composite Brackett eel no. 1,2,3,4,6 2., Description: Composite Brackett eel no. 1,2,3,4,6

L-PFOA

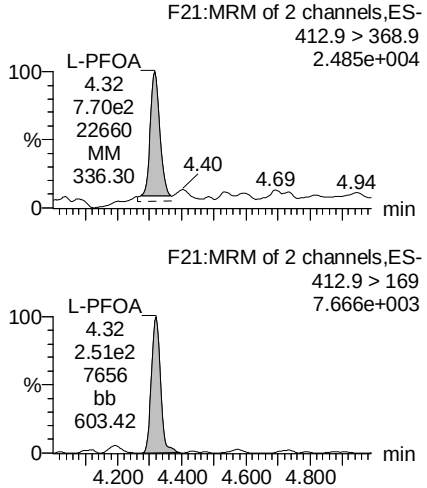

Total PFOA

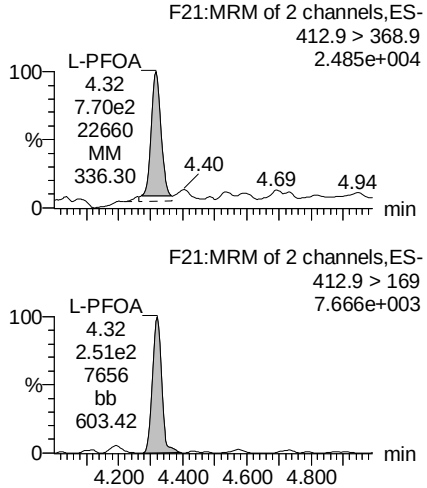

L-PFOS

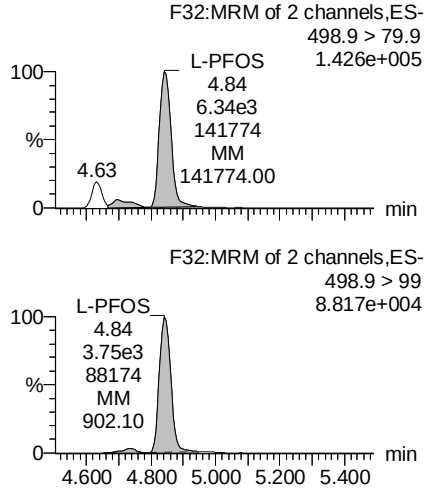

Total PFOS

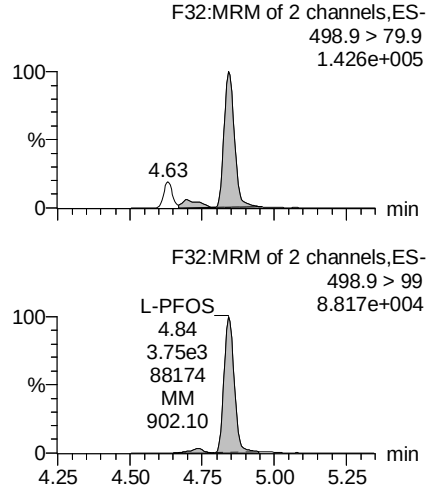

13C2-PFOA

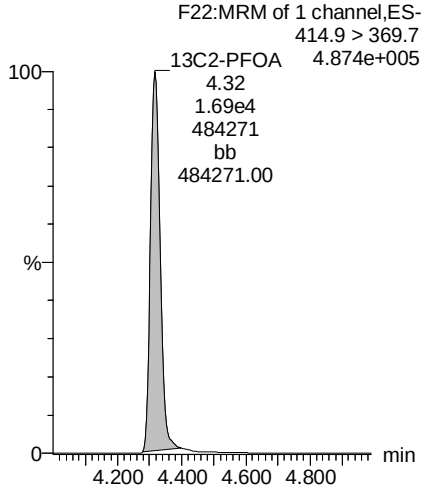

13C2-PFOA

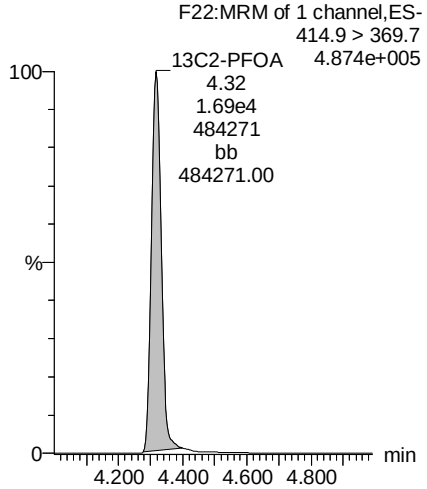

13C8-PFOS

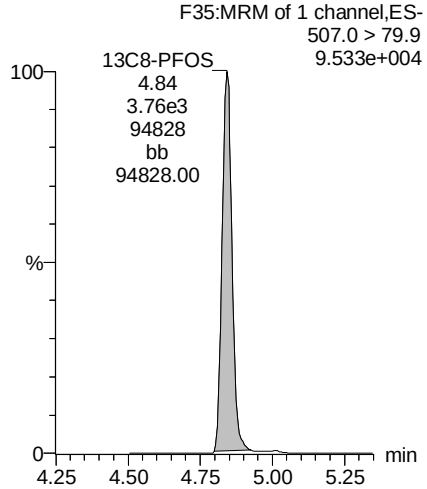

13C8-PFOS

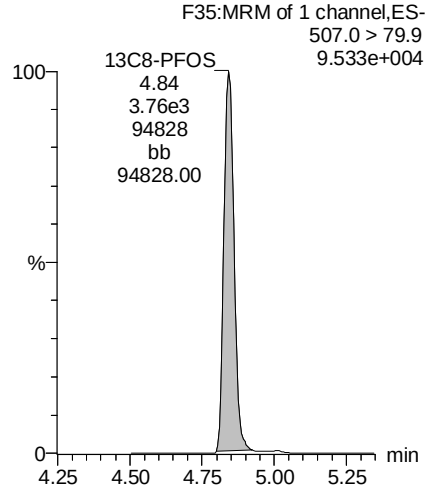

AD 8/23/2018

Vista Analytical Laboratory

Dataset: Z:\Projects\PFAS.PRO\Results\180822M2\180822M2-59.qld

MMM 8/23/2018

Last Altered: Thursday, August 23, 2018 13:36:03 Pacific Daylight Time
Printed: Thursday, August 23, 2018 13:36:16 Pacific Daylight Time

Name: 180822M2_59, Date: 23-Aug-2018, Time: 03:56:35, ID: 1801808-02 Composite Brackett eel no. 1,2,3,4,6 2., Description: Composite Brackett eel no. 1,2,3,4,6

PFNA

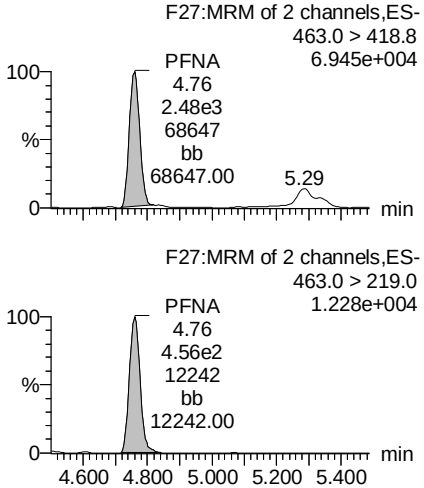

TCDA

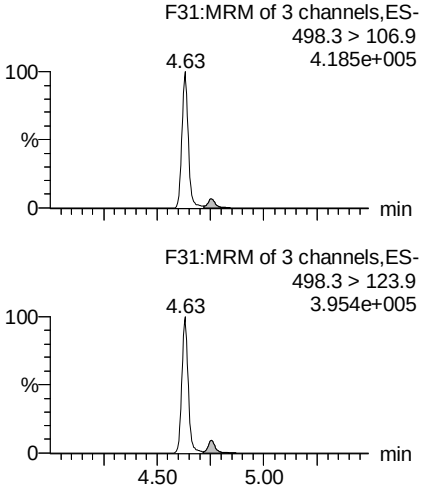

13C5-PFHxA

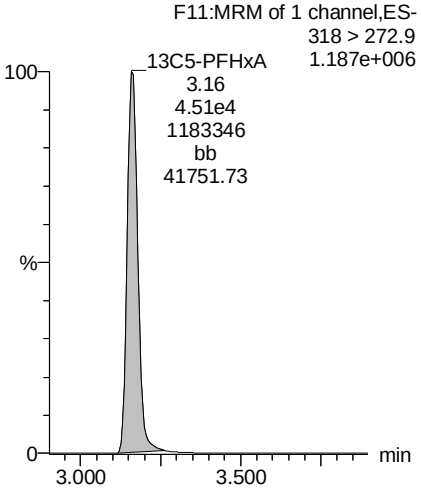

13C8-PFOA

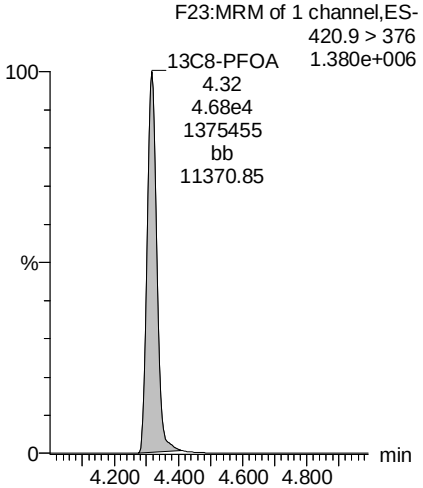

13C5-PFNA

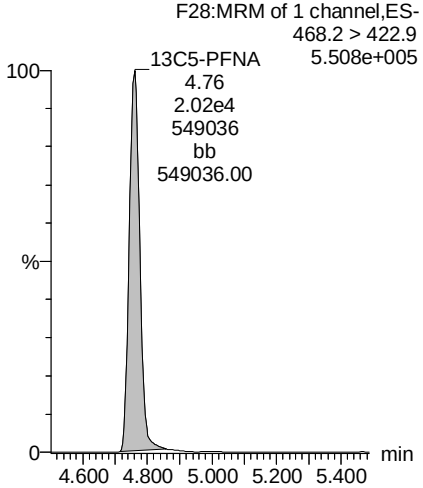

13C8-PFOS

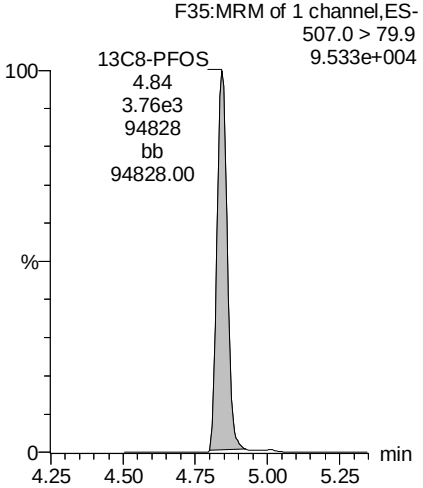

13C9-PFNA

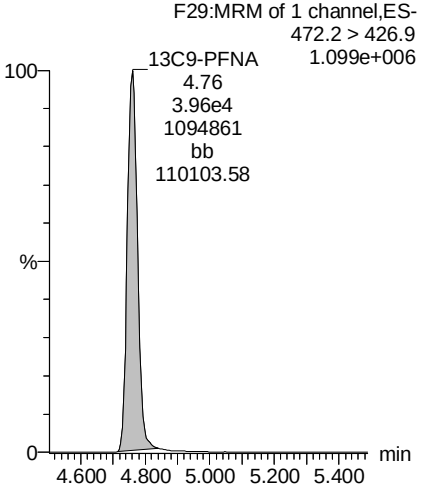

13C3-PFHxS

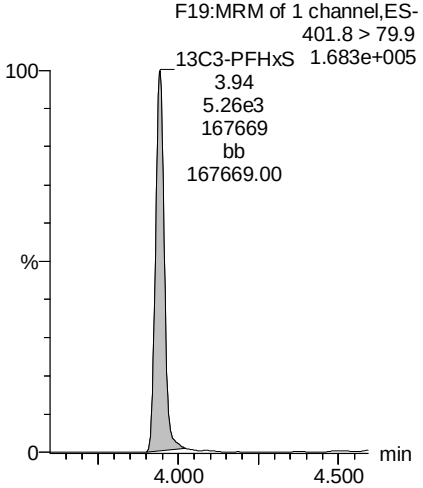

AD 8/23/2018

Dataset: Z:\Projects\PFAS.PRO\Results\180822M2\180822M2-59.qld

MMM 8/23/2018

Last Altered: Thursday, August 23, 2018 13:36:03 Pacific Daylight Time
Printed: Thursday, August 23, 2018 13:36:16 Pacific Daylight Time

Name: 180822M2_59, Date: 23-Aug-2018, Time: 03:56:35, ID: 1801808-02 Composite Brackett eel no. 1,2,3,4,6 2., Description: Composite Brackett eel no. 1,2,3,4,6

13C4-PFOS

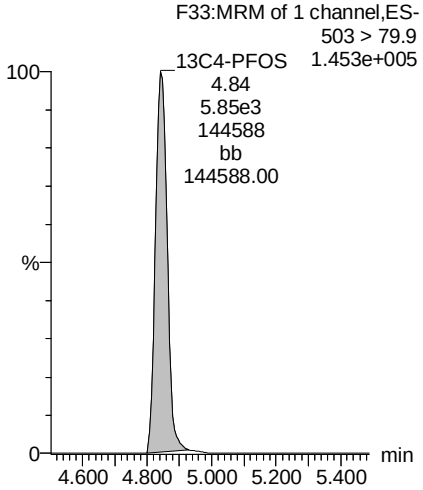

AD 8/23/2018

Vista Analytical Laboratory

Dataset: Z:\Projects\PFAS.PRO\Results\180822M2\180822M2-60.qld

Last Altered: Thursday, August 23, 2018 13:39:47 Pacific Daylight Time
Printed: Thursday, August 23, 2018 13:40:06 Pacific Daylight Time

Name: 180822M2_60, Date: 23-Aug-2018, Time: 04:07:08, ID: 1801808-03 Composite Lafayette shiner no. 2,3,4,5,, Description: Composite Lafayette shiner no. 2,3,4,5,6

	#	Name	Trace	Area	IS Area	wt/vol	RRF	Pred.RT	RT	Response	Conc.	%Rec	Ion Ratio	Ratio Out?
1	3	PFBS	299.0 > 79.7		1.91e3	2.01		2.67						
2	7	PFHpA	363.0 > 318.9		1.37e4	2.01		3.78						
3	8	L-PFHxS	398.9 > 79.6		1.55e3	2.01		3.80						
4	68	Total PFHxS	398.9 > 79.6	0.00e0	1.55e3	2.01		4.05		0.000				
5	38	13C3-PFBS	302. > 98.8	1.91e3	3.75e4	2.01	0.0510	2.85	2.66	0.637	4.9484	79.6		
6	41	13C4-PFHpA	367.2 > 321.8	1.37e4	3.75e4	2.01	0.364	3.98	3.78	4.55	4.1930	67.4		
7	42	18O2-PFHxS	403.0 > 102.6	1.55e3	5.11e3	2.01	0.304	4.12	3.93	3.80	3.9762	63.9		
8	42	18O2-PFHxS	403.0 > 102.6	1.55e3	5.11e3	2.01	0.304	4.12	3.93	3.80	3.9762	63.9		
9	-1													
10	11	L-PFOA	412.9 > 368.9	4.31e2	2.19e4	2.01	0.000	4.32	4.31	0.247	0.0954		3.140	NO
11	69	Total PFOA	412.9 > 368.9	4.31e2	2.19e4	2.01		4.48		0.247	0.0954			
12	16	L-PFOS	498.9 > 79.9	9.43e3	3.75e3	2.01	0.000	4.87	4.84	31.4	16.9988		1.800	NO
13	70	Total PFOS	498.9 > 79.9	9.43e3	3.75e3	2.01		4.60		31.4	16.9988			
14	44	13C2-PFOA	414.9 > 369.7	2.19e4	4.53e4	2.01	0.483	4.50	4.31	6.04	3.8005	61.1		
15	44	13C2-PFOA	414.9 > 369.7	2.19e4	4.53e4	2.01	0.483	4.50	4.31	6.04	3.8005	61.1		
16	47	13C8-PFOS	507.0 > 79.9	3.75e3	5.64e3	2.01	0.665	5.02	4.84	8.32	3.8706	62.2		
17	47	13C8-PFOS	507.0 > 79.9	3.75e3	5.64e3	2.01	0.665	5.02	4.84	8.32	3.8706	62.2		
18	-1													
19	14	PFNA	463.0 > 418.8	2.79e3	2.36e4	2.01	0.000	4.94	4.76	1.48	0.6344		5.717	NO
20	73	TCDA	498.3>106.9			2.01		5.15						
21	61	13C5-PFHxA	318 > 272.9	3.75e4	3.75e4	2.01	1.00	3.34	3.15	12.5	6.2189	100.0		
22	63	13C8-PFOA	420.9 > 376	4.53e4	4.53e4	2.01	1.00	4.50	4.31	12.5	6.2189	100.0		
23	45	13C5-PFNA	468.2 > 422.9	2.36e4	3.99e4	2.01	0.592	4.94	4.76	7.40	3.7957	61.0		
24	47	13C8-PFOS	507.0 > 79.9	3.75e3	5.64e3	2.01	0.665	5.02	4.84	8.32	3.8706	62.2		
25	64	13C9-PFNA	472.2 > 426.9	3.99e4	3.99e4	2.01	1.00	4.94	4.76	12.5	6.2189	100.0		
26	62	13C3-PFHxS	401.8 > 79.9	5.11e3	5.11e3	2.01	1.00	4.12	3.93	12.5	6.2189	100.0		
27	65	13C4-PFOS	503 > 79.9	5.64e3	5.64e3	2.01	1.00	5.02	4.84	12.5	6.2189	100.0		

AD 8/23/18

Vista Analytical Laboratory

Dataset: Z:\Projects\PFAS.PRO\Results\180822M2\180822M2-60.qld

Last Altered: Thursday, August 23, 2018 13:39:47 Pacific Daylight Time
Printed: Thursday, August 23, 2018 13:40:06 Pacific Daylight Time

Method: Z:\Projects\PFAS.PRO\MethDB\PFAS_FULL_80C_082218.mdb 23 Aug 2018 08:47:14
Calibration: Z:\Projects\PFAS.PRO\CurveDB\C18_VAL-PFAS_Q4_08-21-18.cdb 21 Aug 2018 15:24:02

Name: 180822M2_60, Date: 23-Aug-2018, Time: 04:07:08, ID: 1801808-03 Composite Lafayette shiner no. 2,3,4,5,, Description: Composite Lafayette shiner no. 2,3,4,5,6

PFBS

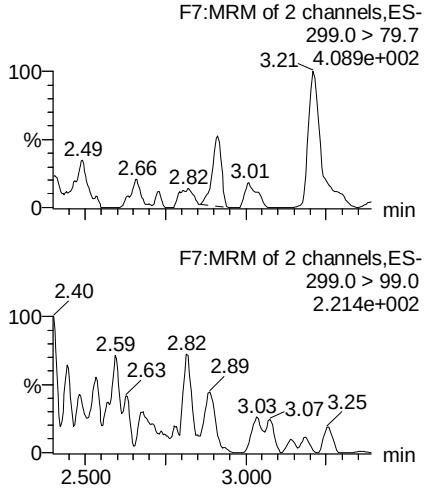

PFHpA

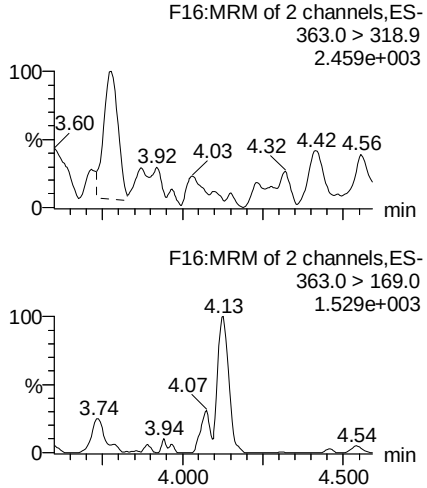

L-PFHxS

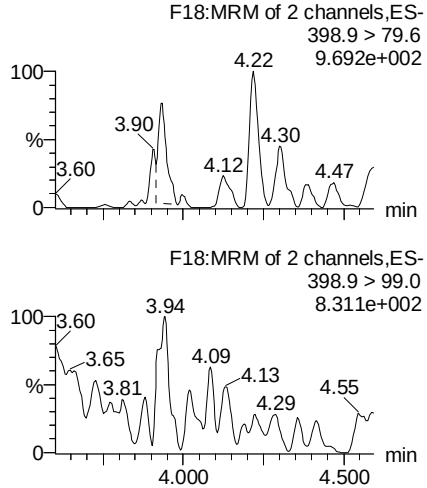

Total PFHxS

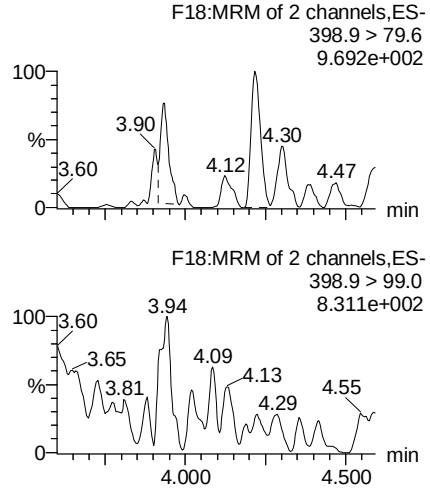

13C3-PFBS

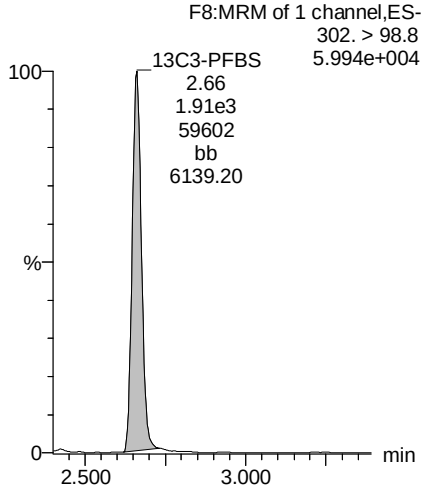

13C4-PFHpA

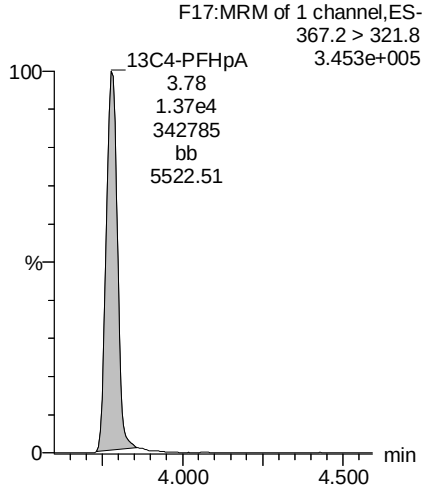

18O2-PFHxS

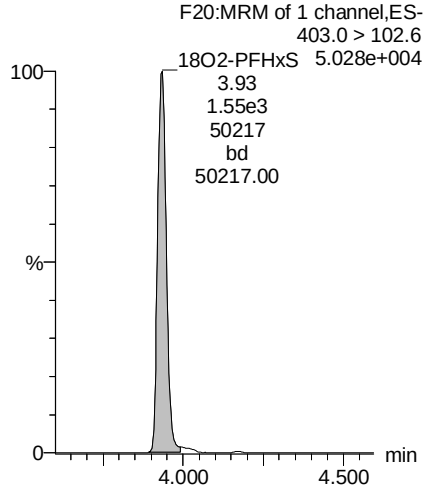

18O2-PFHxS

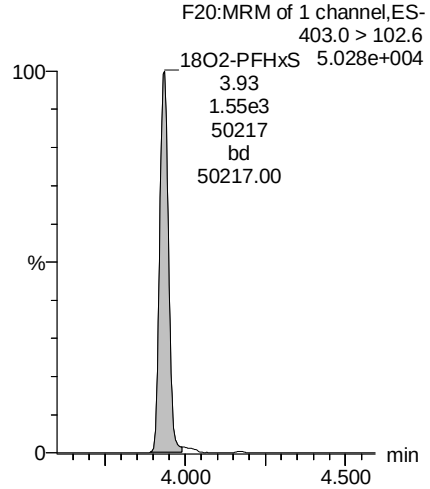

AD 8/23/18

Vista Analytical Laboratory

Dataset: Z:\Projects\PFAS.PRO\Results\180822M2\180822M2-60.qld

Last Altered: Thursday, August 23, 2018 13:39:47 Pacific Daylight Time
Printed: Thursday, August 23, 2018 13:40:06 Pacific Daylight Time

Name: 180822M2_60, Date: 23-Aug-2018, Time: 04:07:08, ID: 1801808-03 Composite Lafayette shiner no. 2,3,4,5,, Description: Composite Lafayette shiner no. 2,3,4,5,6

L-PFOA

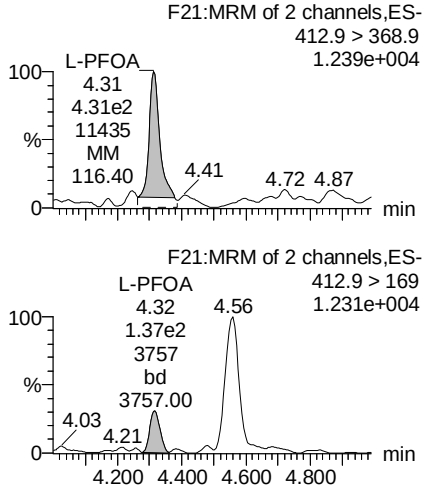

Total PFOA

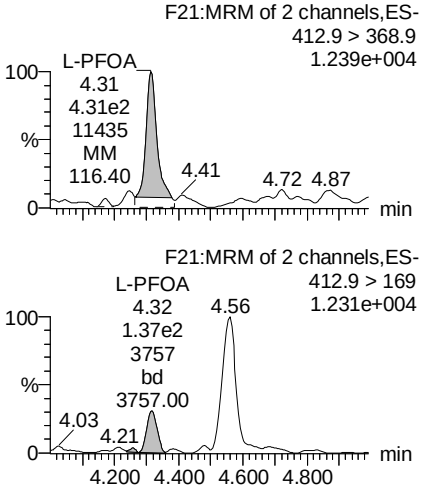

L-PFOS

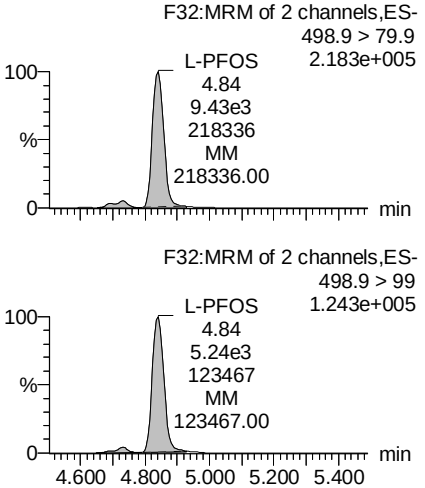

Total PFOS

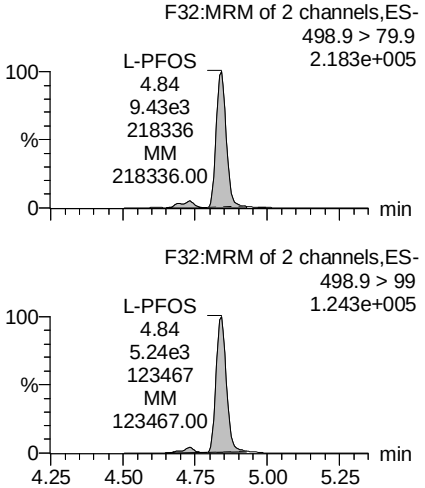

13C2-PFOA

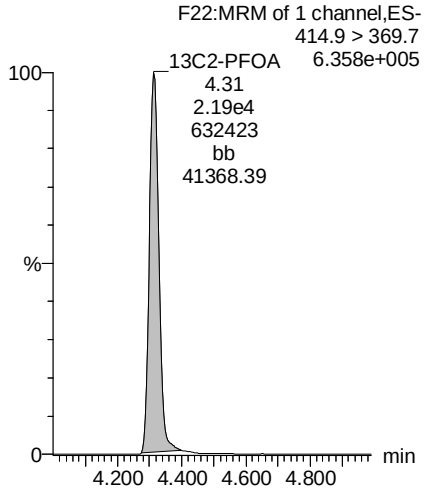

13C2-PFOA

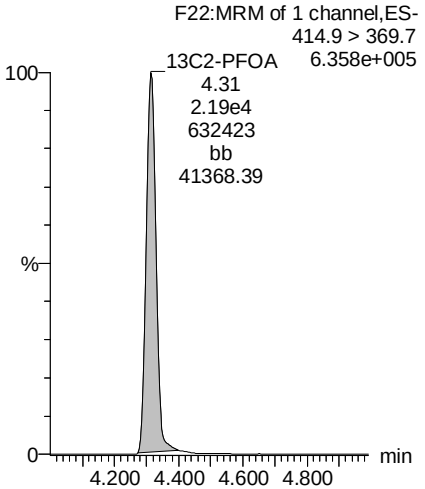

13C8-PFOS

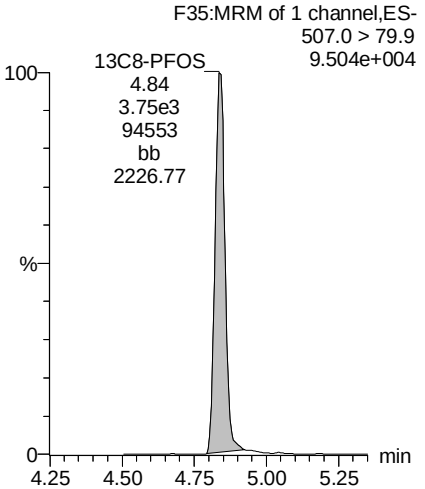

13C8-PFOS

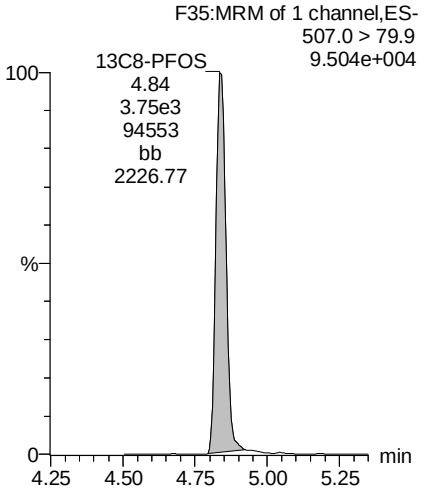

AD 8/23/18

Vista Analytical Laboratory

Dataset: Z:\Projects\PFAS.PRO\Results\180822M2\180822M2-60.qld

Last Altered: Thursday, August 23, 2018 13:39:47 Pacific Daylight Time
Printed: Thursday, August 23, 2018 13:40:06 Pacific Daylight Time

Name: 180822M2_60, Date: 23-Aug-2018, Time: 04:07:08, ID: 1801808-03 Composite Lafayette shiner no. 2,3,4,5,, Description: Composite Lafayette shiner no. 2,3,4,5,6

PFNA

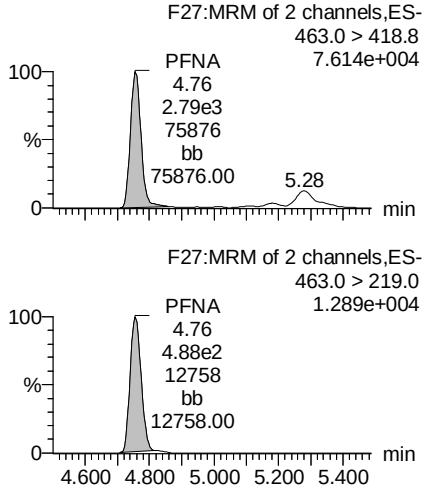

TCDA

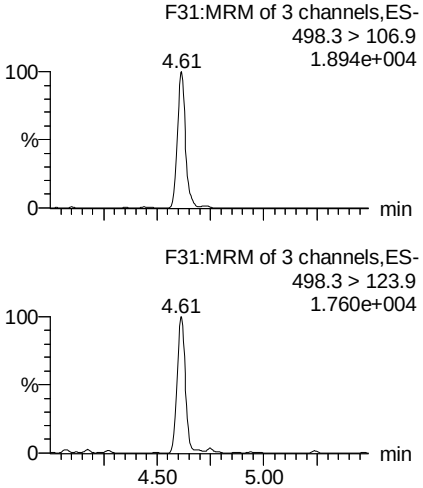

13C5-PFHxA

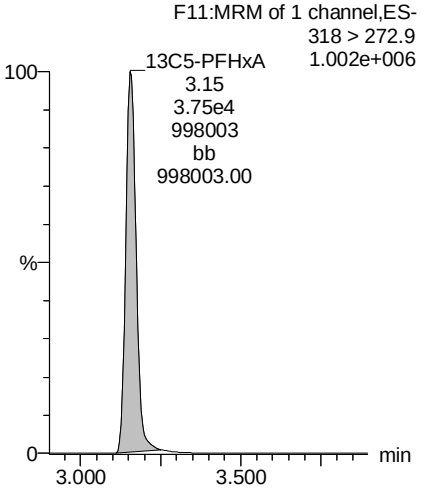

13C8-PFOA

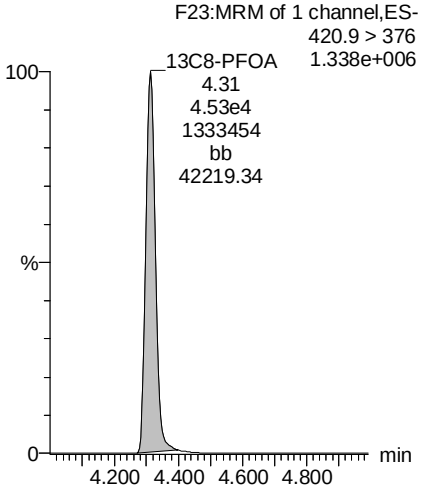

13C5-PFNA

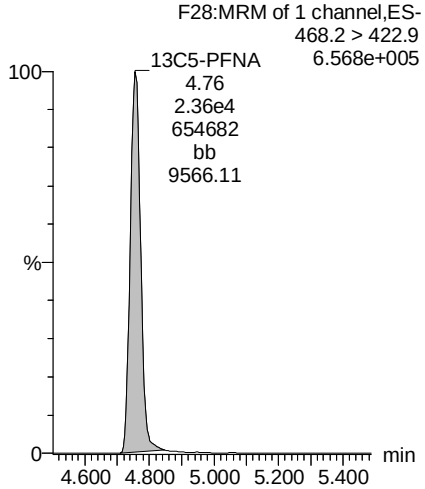

13C8-PFOS

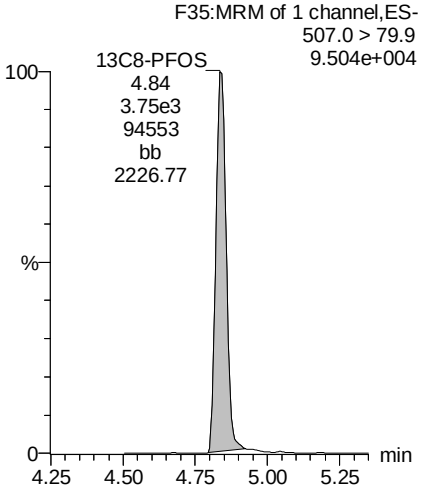

13C9-PFNA

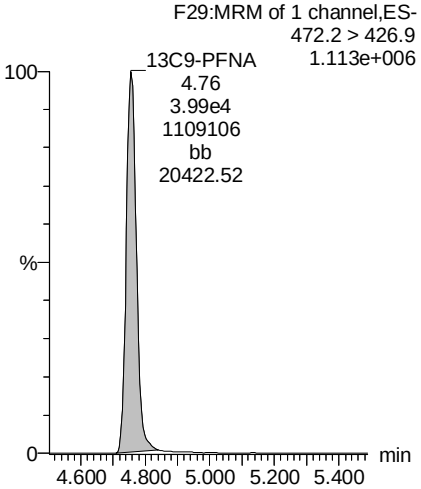

13C3-PFHxS

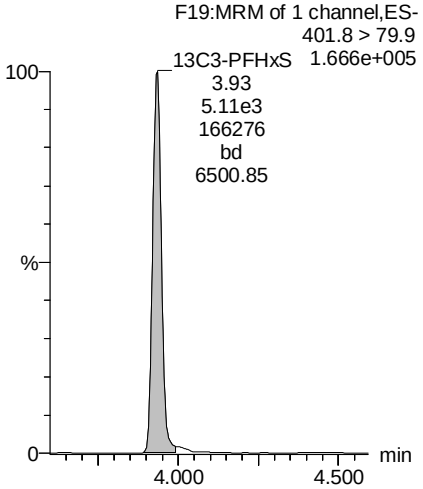

AD 8/23/18

Dataset: Z:\Projects\PFAS.PRO\Results\180822M2\180822M2-60.qld

Last Altered: Thursday, August 23, 2018 13:39:47 Pacific Daylight Time
Printed: Thursday, August 23, 2018 13:40:06 Pacific Daylight Time

Name: 180822M2_60, Date: 23-Aug-2018, Time: 04:07:08, ID: 1801808-03 Composite Lafayette shiner no. 2,3,4,5,, Description: Composite Lafayette shiner no. 2,3,4,5,6

13C4-PFOS

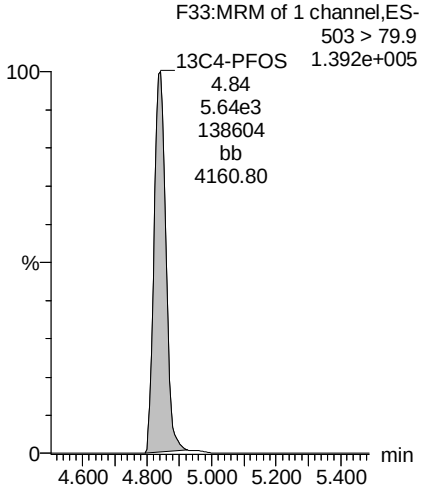

AD 8/23/18

Dataset: Z:\Projects\PFAS.PRO\Results\180822M2\180822M2-61.qld

Last Altered: Thursday, August 23, 2018 13:06:44 Pacific Daylight Time
Printed: Thursday, August 23, 2018 13:07:06 Pacific Daylight Time

Name: 180822M2_61, Date: 23-Aug-2018, Time: 04:17:47, ID: 1801808-04 Composite Lang shiner no. 2,4,5,8,10 2, Description: Composite Lang shiner no. 2,4,5,8,10

	#	Name	Trace	Area	IS Area	wt/vol	RRF	Pred.RT	RT	Response	Conc.	%Rec	Ion Ratio	Ratio Out?
1	3	PFBS	299.0 > 79.7		2.24e3	2.00		2.67						
2	7	PFHpA	363.0 > 318.9		1.47e4	2.00		3.79						
3	8	L-PFHxS	398.9 > 79.6	2.93e1	1.84e3	2.00	0.000	3.81	3.93	0.199	0.0709		3.316	YES
4	68	Total PFHxS	398.9 > 79.6	2.93e1	1.84e3	2.00		4.05		0.199	0.0709			
5	38	13C3-PFBS	302. > 98.8	2.24e3	4.37e4	2.00	0.0512	2.85	2.66	0.640	4.9966	79.9		
6	41	13C4-PFHpA	367.2 > 321.8	1.47e4	4.37e4	2.00	0.336	3.98	3.79	4.20	3.8912	62.3		
7	42	18O2-PFHxS	403.0 > 102.6	1.84e3	5.62e3	2.00	0.328	4.12	3.94	4.10	4.3070	68.9		
8	42	18O2-PFHxS	403.0 > 102.6	1.84e3	5.62e3	2.00	0.328	4.12	3.94	4.10	4.3070	68.9		
9	-1													
10	11	L-PFOA	412.9 > 368.9	4.65e2	2.50e4	2.00	0.000	4.32	4.32	0.232	0.0886		2.584	NO
11	69	Total PFOA	412.9 > 368.9	4.65e2	2.50e4	2.00		4.48		0.232	0.0886			
12	16	L-PFOS	498.9 > 79.9	9.23e3	5.13e3	2.00	0.000	4.87	4.84	22.5	12.2407		1.691	NO
13	70	Total PFOS	498.9 > 79.9	9.23e3	5.13e3	2.00		4.60		22.5	12.2407			
14	44	13C2-PFOA	414.9 > 369.7	2.50e4	5.14e4	2.00	0.486	4.50	4.32	6.07	3.8426	61.5		
15	44	13C2-PFOA	414.9 > 369.7	2.50e4	5.14e4	2.00	0.486	4.50	4.32	6.07	3.8426	61.5		
16	47	13C8-PFOS	507.0 > 79.9	5.13e3	6.44e3	2.00	0.796	5.02	4.84	9.94	4.6508	74.4		
17	47	13C8-PFOS	507.0 > 79.9	5.13e3	6.44e3	2.00	0.796	5.02	4.84	9.94	4.6508	74.4		
18	-1													
19	14	PFNA	463.0 > 418.8	2.66e3	2.64e4	2.00	0.000	4.94	4.76	1.26	0.5428		5.431	NO
20	73	TCDA	498.3>106.9	5.82e0		2.00	0.000	5.15	4.81	5.82	0.1232			
21	61	13C5-PFHxA	318 > 272.9	4.37e4	4.37e4	2.00	1.00	3.34	3.16	12.5	6.2500	100.0		
22	63	13C8-PFOA	420.9 > 376	5.14e4	5.14e4	2.00	1.00	4.50	4.32	12.5	6.2500	100.0		
23	45	13C5-PFNA	468.2 > 422.9	2.64e4	4.23e4	2.00	0.623	4.94	4.76	7.79	4.0134	64.2		
24	47	13C8-PFOS	507.0 > 79.9	5.13e3	6.44e3	2.00	0.796	5.02	4.84	9.94	4.6508	74.4		
25	64	13C9-PFNA	472.2 > 426.9	4.23e4	4.23e4	2.00	1.00	4.94	4.76	12.5	6.2500	100.0		
26	62	13C3-PFHxS	401.8 > 79.9	5.62e3	5.62e3	2.00	1.00	4.12	3.94	12.5	6.2500	100.0		
27	65	13C4-PFOS	503 > 79.9	6.44e3	6.44e3	2.00	1.00	5.02	4.84	12.5	6.2500	100.0		

AD 8/23/18

Vista Analytical Laboratory

Dataset: Z:\Projects\PFAS.PRO\Results\180822M2\180822M2-61.qld

Last Altered: Thursday, August 23, 2018 13:06:44 Pacific Daylight Time
Printed: Thursday, August 23, 2018 13:07:06 Pacific Daylight Time

Method: Z:\Projects\PFAS.PRO\MethDB\PFAS_FULL_80C_082218.mdb 23 Aug 2018 08:47:14
Calibration: Z:\Projects\PFAS.PRO\CurveDB\C18_VAL-PFAS_Q4_08-21-18.cdb 21 Aug 2018 15:24:02

Name: 180822M2_61, Date: 23-Aug-2018, Time: 04:17:47, ID: 1801808-04 Composite Lang shiner no. 2,4,5,8,10 2, Description: Composite Lang shiner no. 2,4,5,8,10

PFBS

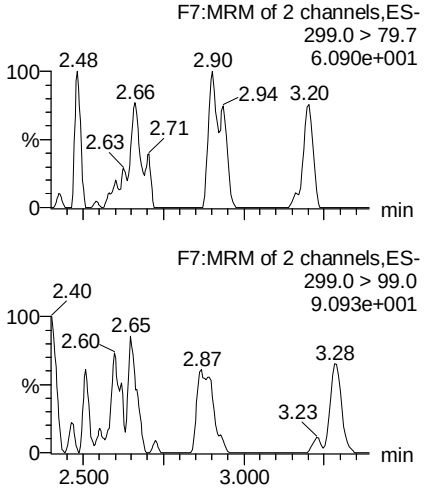

PFHpA

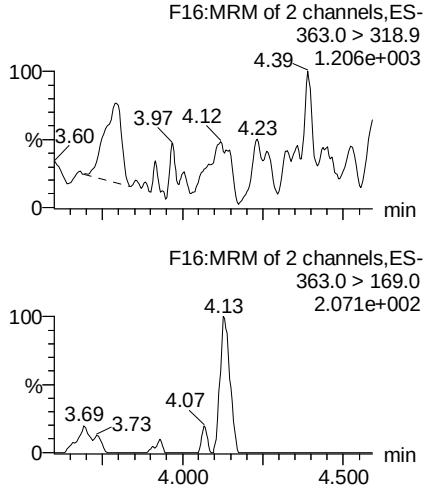

L-PFHxS

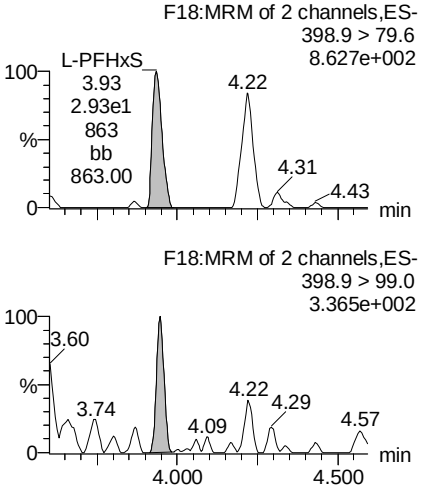

Total PFHxS

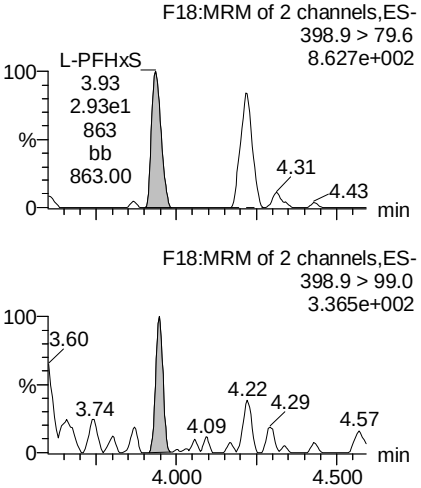

13C3-PFBS

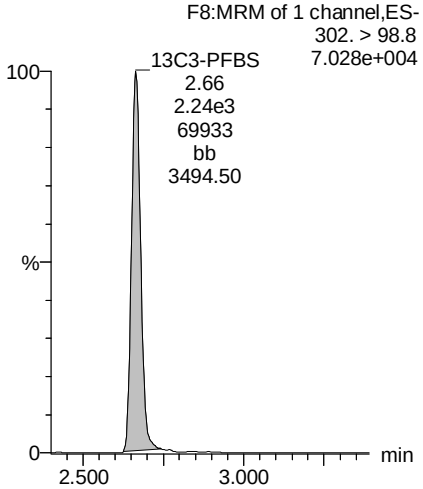

13C4-PFHpA

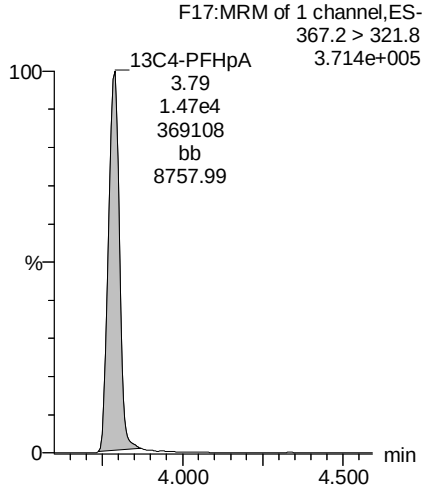

18O2-PFHxS

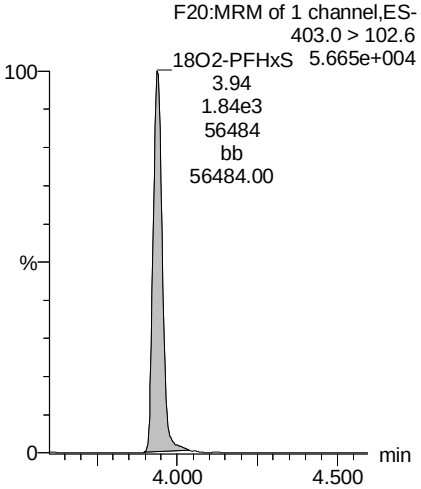

18O2-PFHxS

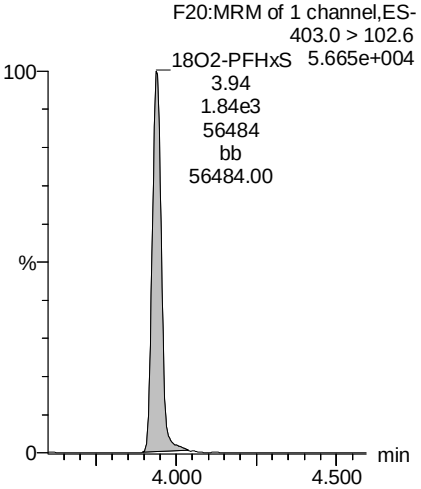

AD 8/23/18

Vista Analytical Laboratory

Dataset: Z:\Projects\PFAS.PRO\Results\180822M2\180822M2-61.qld

Last Altered: Thursday, August 23, 2018 13:06:44 Pacific Daylight Time
Printed: Thursday, August 23, 2018 13:07:06 Pacific Daylight Time

Name: 180822M2_61, Date: 23-Aug-2018, Time: 04:17:47, ID: 1801808-04 Composite Lang shiner no. 2,4,5,8,10 2, Description: Composite Lang shiner no. 2,4,5,8,10

L-PFOA

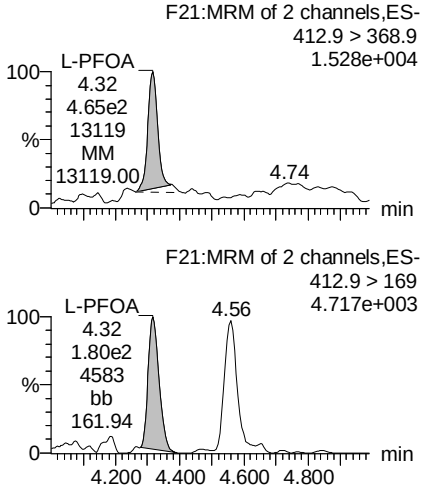

Total PFOA

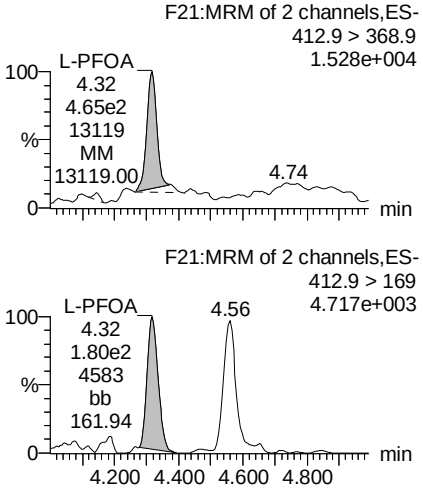

L-PFOS

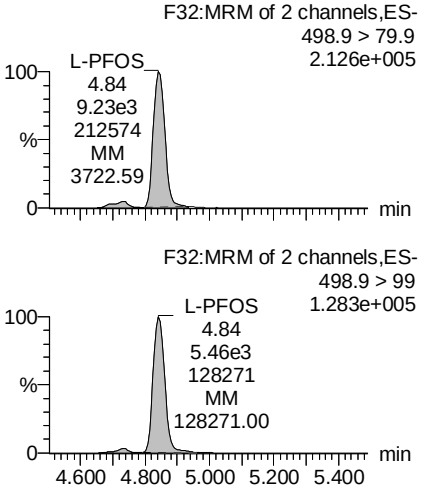

Total PFOS

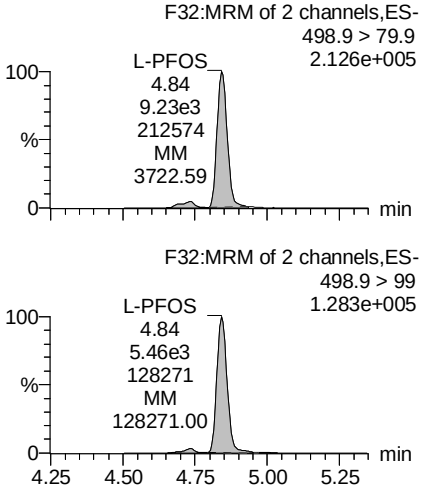

13C2-PFOA

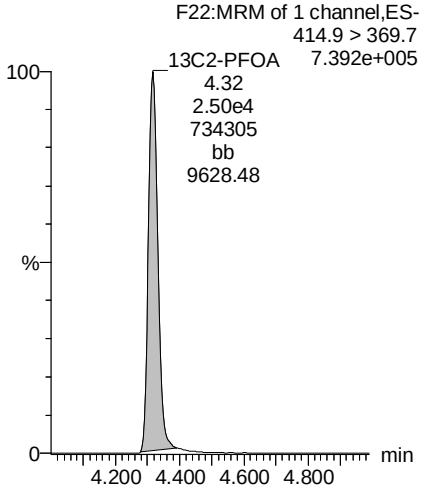

13C2-PFOA

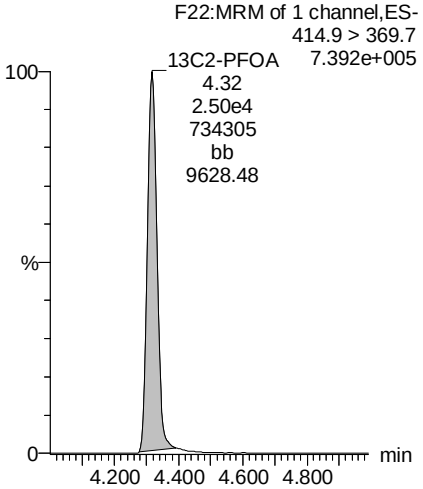

13C8-PFOS

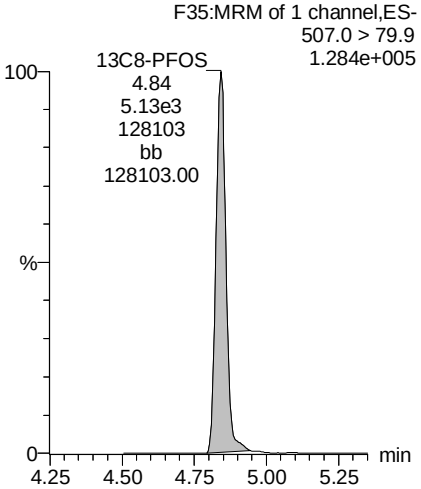

13C8-PFOS

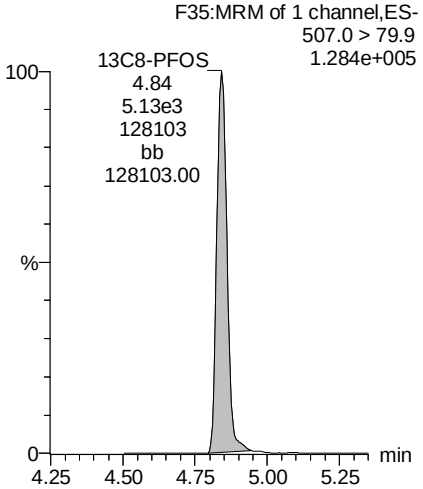

AD 8/23/18

Vista Analytical Laboratory

Dataset: Z:\Projects\PFAS.PRO\Results\180822M2\180822M2-61.qld

Last Altered: Thursday, August 23, 2018 13:06:44 Pacific Daylight Time
Printed: Thursday, August 23, 2018 13:07:06 Pacific Daylight Time

Name: 180822M2_61, Date: 23-Aug-2018, Time: 04:17:47, ID: 1801808-04 Composite Lang shiner no. 2,4,5,8,10 2, Description: Composite Lang shiner no. 2,4,5,8,10

PFNA

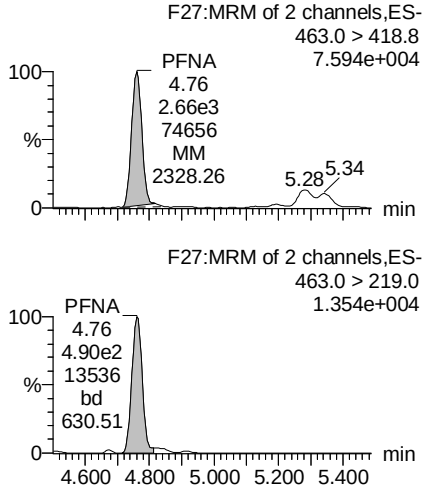

TCDA

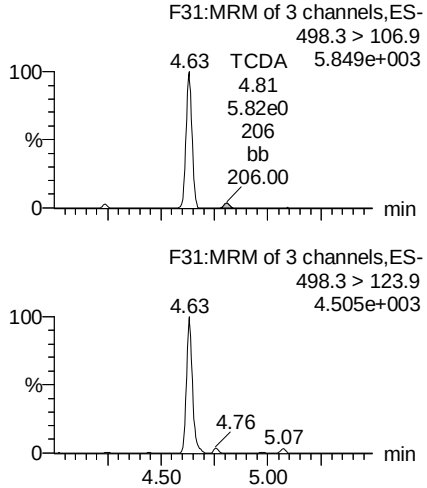

13C5-PFHxA

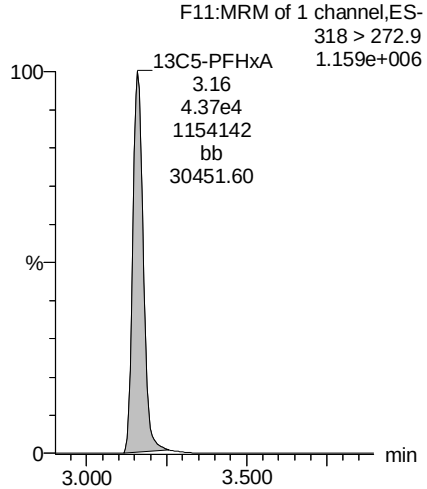

13C8-PFOA

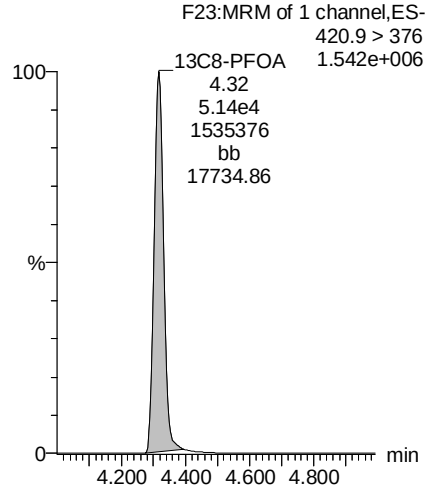

13C5-PFNA

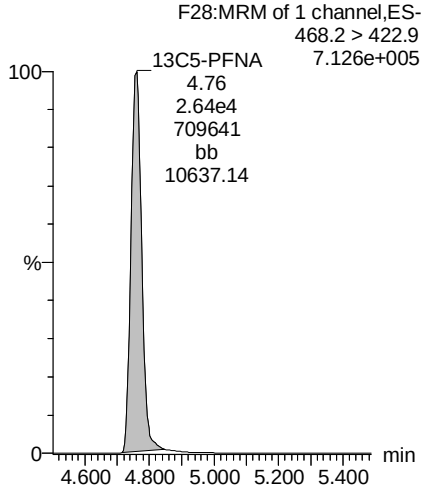

13C8-PFOS

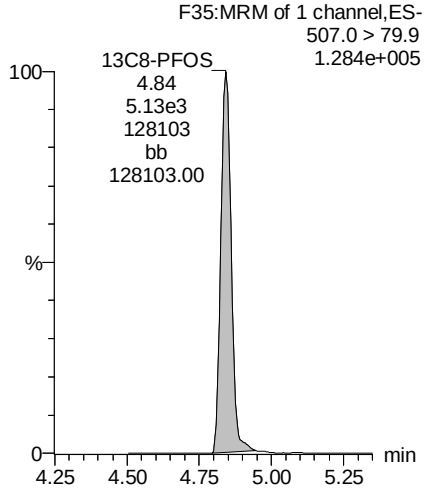

13C9-PFNA

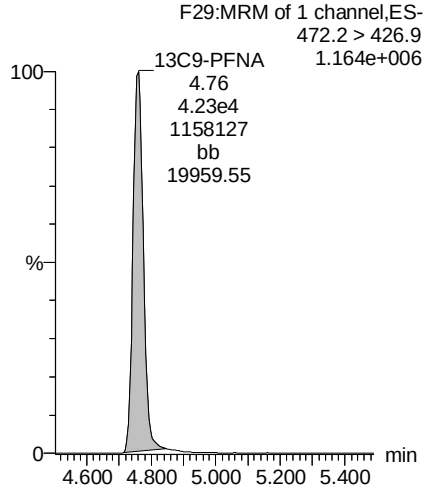

13C3-PFHxS

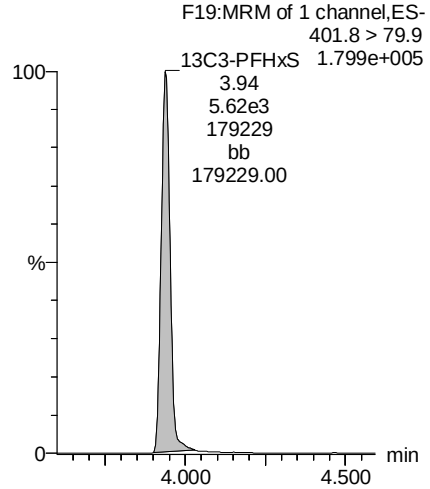

AD 8/23/18

Dataset: Z:\Projects\PFAS.PRO\Results\180822M2\180822M2-61.qld

Last Altered: Thursday, August 23, 2018 13:06:44 Pacific Daylight Time
Printed: Thursday, August 23, 2018 13:07:06 Pacific Daylight Time

Name: 180822M2_61, Date: 23-Aug-2018, Time: 04:17:47, ID: 1801808-04 Composite Lang shiner no. 2,4,5,8,10 2, Description: Composite Lang shiner no. 2,4,5,8,10

13C4-PFOS

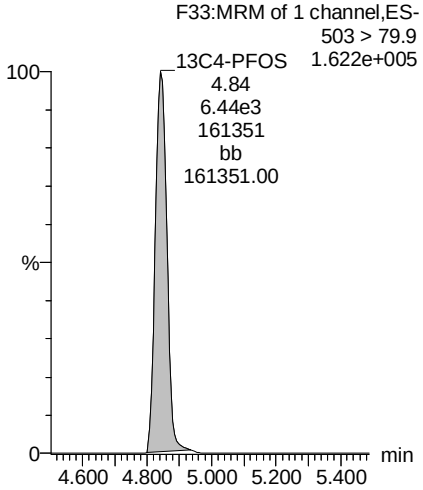

AD 8/23/18

Dataset: Z:\Projects\PFAS.PRO\Results\180822M2\180822M2-62.qld

Last Altered: Thursday, August 23, 2018 13:10:22 Pacific Daylight Time
Printed: Thursday, August 23, 2018 13:10:39 Pacific Daylight Time

Name: 180822M2_62, Date: 23-Aug-2018, Time: 04:28:20, ID: 1801808-05 Composite Sagamore shiner no. 1,2,6,11,,
Description: Composite Sagamore shiner no. 1,2,6,11,14

	#	Name	Trace	Area	IS Area	wt/vol	RRF	Pred.RT	RT	Response	Conc.	%Rec	Ion Ratio	Ratio Out?
1	3	PFBS	299.0 > 79.7		2.42e3	2.01		2.67						
2	7	PFHpA	363.0 > 318.9		1.69e4	2.01		3.79						
3	8	L-PFHxS	398.9 > 79.6	1.39e1	1.94e3	2.01	0.000	3.81	3.94	0.0894	0.0379		1.640	NO
4	68	Total PFHxS	398.9 > 79.6	1.39e1	1.94e3	2.01		4.05		0.0894	0.0379			
5	38	13C3-PFBS	302. > 98.8	2.42e3	3.79e4	2.01	0.0639	2.85	2.66	0.798	6.1981	99.7		
6	41	13C4-PFHpA	367.2 > 321.8	1.69e4	3.79e4	2.01	0.447	3.98	3.79	5.59	5.1476	82.8		
7	42	18O2-PFHxS	403.0 > 102.6	1.94e3	5.05e3	2.01	0.384	4.12	3.94	4.80	5.0249	80.8		
8	42	18O2-PFHxS	403.0 > 102.6	1.94e3	5.05e3	2.01	0.384	4.12	3.94	4.80	5.0249	80.8		
9	-1													
10	11	L-PFOA	412.9 > 368.9	4.20e2	2.72e4	2.01	0.000	4.32	4.32	0.193	0.0676		3.496	YES
11	69	Total PFOA	412.9 > 368.9	4.20e2	2.72e4	2.01		4.48		0.193	0.0676			
12	16	L-PFOS	498.9 > 79.9	1.56e3	5.36e3	2.01	0.000	4.87	4.84	3.63	1.9742		1.548	NO
13	70	Total PFOS	498.9 > 79.9	1.56e3	5.36e3	2.01		4.60		3.63	1.9742			
14	44	13C2-PFOA	414.9 > 369.7	2.72e4	4.41e4	2.01	0.618	4.50	4.32	7.72	4.8610	78.2		
15	44	13C2-PFOA	414.9 > 369.7	2.72e4	4.41e4	2.01	0.618	4.50	4.32	7.72	4.8610	78.2		
16	47	13C8-PFOS	507.0 > 79.9	5.36e3	5.76e3	2.01	0.931	5.02	4.84	11.6	5.4165	87.1		
17	47	13C8-PFOS	507.0 > 79.9	5.36e3	5.76e3	2.01	0.931	5.02	4.84	11.6	5.4165	87.1		
18	-1													
19	14	PFNA	463.0 > 418.8	8.65e2	2.95e4	2.01	0.000	4.94	4.76	0.366	0.1458		3.861	NO
20	73	TCDA	498.3>106.9			2.01		5.15						
21	61	13C5-PFHxA	318 > 272.9	3.79e4	3.79e4	2.01	1.00	3.34	3.16	12.5	6.2189	100.0		
22	63	13C8-PFOA	420.9 > 376	4.41e4	4.41e4	2.01	1.00	4.50	4.32	12.5	6.2189	100.0		
23	45	13C5-PFNA	468.2 > 422.9	2.95e4	4.01e4	2.01	0.736	4.94	4.76	9.21	4.7201	75.9		
24	47	13C8-PFOS	507.0 > 79.9	5.36e3	5.76e3	2.01	0.931	5.02	4.84	11.6	5.4165	87.1		
25	64	13C9-PFNA	472.2 > 426.9	4.01e4	4.01e4	2.01	1.00	4.94	4.76	12.5	6.2189	100.0		
26	62	13C3-PFHxS	401.8 > 79.9	5.05e3	5.05e3	2.01	1.00	4.12	3.94	12.5	6.2189	100.0		
27	65	13C4-PFOS	503 > 79.9	5.76e3	5.76e3	2.01	1.00	5.02	4.84	12.5	6.2189	100.0		

AD 8/23/18

Vista Analytical Laboratory

Dataset: Z:\Projects\PFAS.PRO\Results\180822M2\180822M2-62.qld

Last Altered: Thursday, August 23, 2018 13:10:22 Pacific Daylight Time
Printed: Thursday, August 23, 2018 13:10:39 Pacific Daylight Time

Method: Z:\Projects\PFAS.PRO\MethDB\PFAS_FULL_80C_082218.mdb 23 Aug 2018 08:47:14
Calibration: Z:\Projects\PFAS.PRO\CurveDB\C18_VAL-PFAS_Q4_08-21-18.cdb 21 Aug 2018 15:24:02

Name: 180822M2_62, Date: 23-Aug-2018, Time: 04:28:20, ID: 1801808-05 Composite Sagamore shiner no. 1,2,6,11,,
Description: Composite Sagamore shiner no. 1,2,6,11,14

PFBS

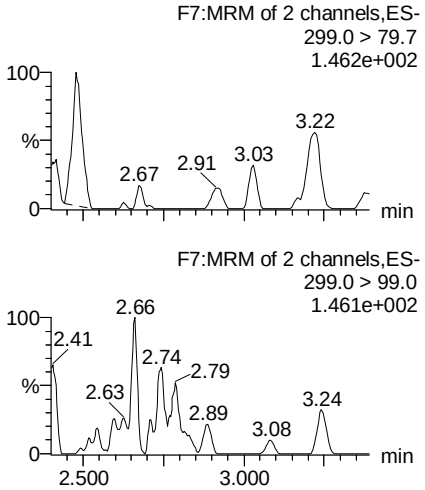

PFHpA

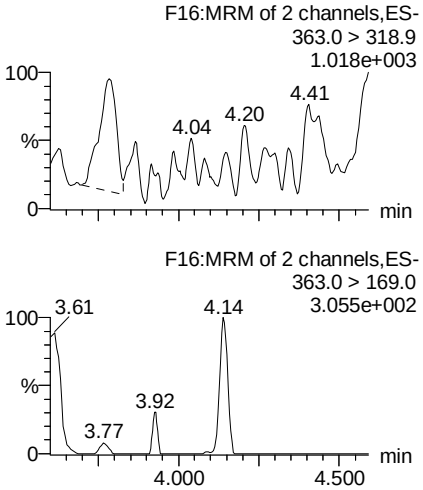

L-PFHxS

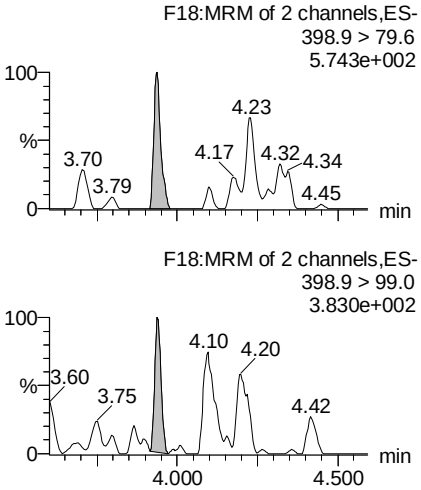

Total PFHxS

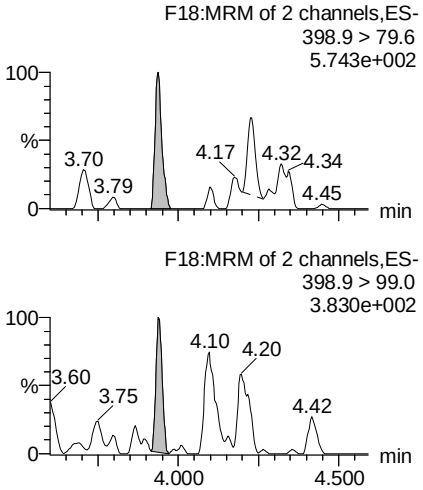

13C3-PFBS

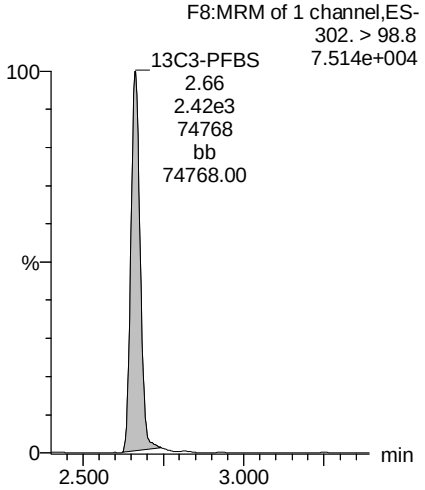

13C4-PFHpA

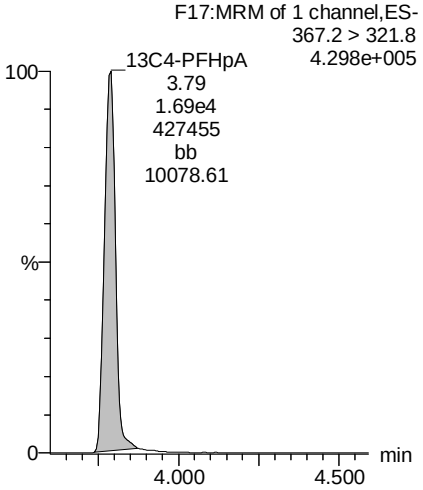

18O2-PFHxS

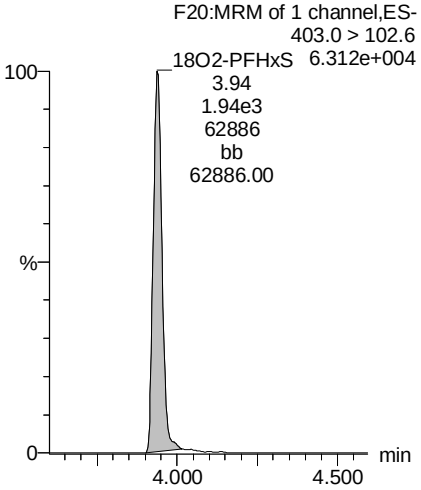

18O2-PFHxS

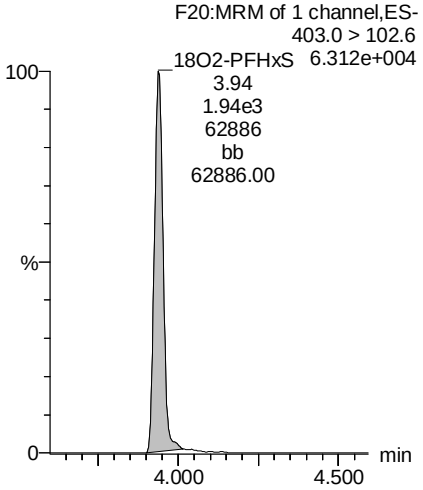

AD 8/23/18

Vista Analytical Laboratory

Dataset: Z:\Projects\PFAS.PRO\Results\180822M2\180822M2-62.qld

Last Altered: Thursday, August 23, 2018 13:10:22 Pacific Daylight Time
Printed: Thursday, August 23, 2018 13:10:39 Pacific Daylight Time

Name: 180822M2_62, Date: 23-Aug-2018, Time: 04:28:20, ID: 1801808-05 Composite Sagamore shiner no. 1,2,6,11,,
Description: Composite Sagamore shiner no. 1,2,6,11,14

L-PFOA

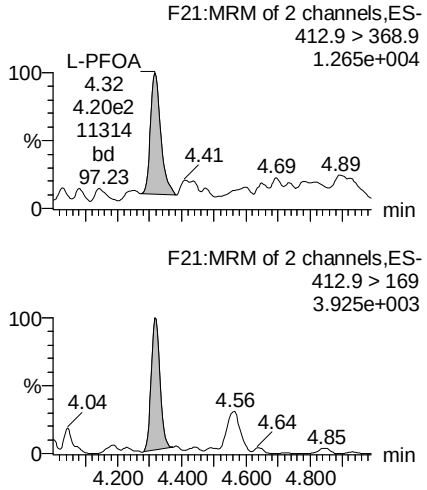

Total PFOA

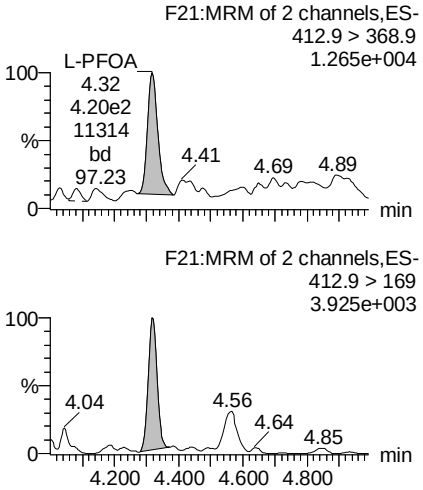

L-PFOS

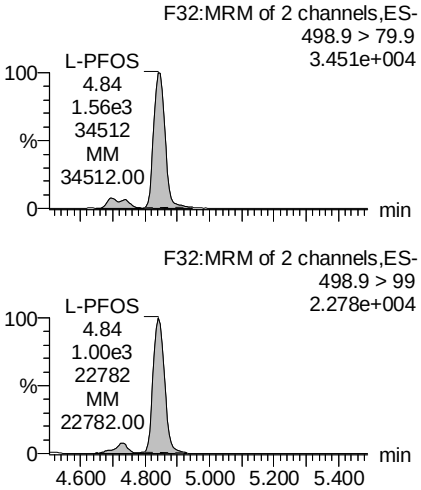

Total PFOS

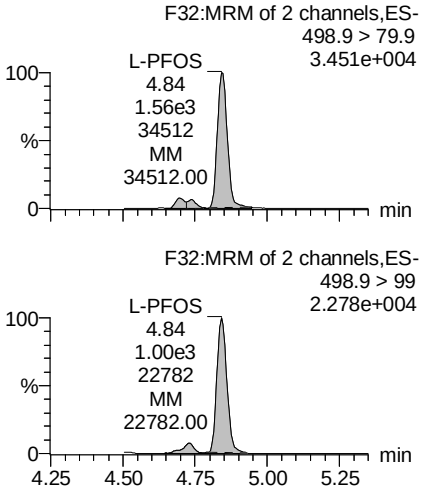

13C2-PFOA

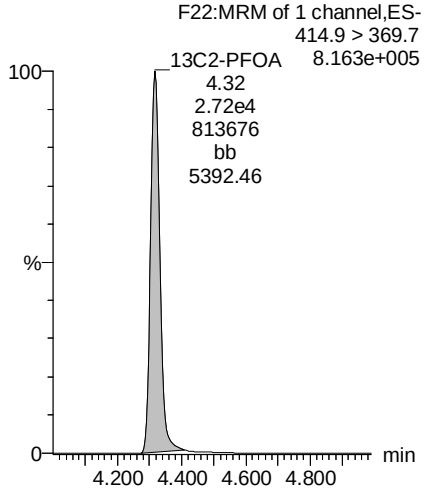

13C2-PFOA

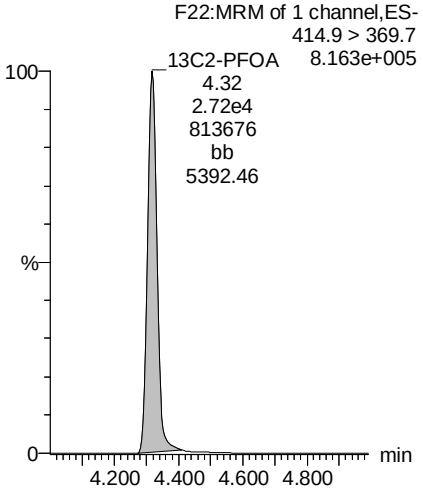

13C8-PFOS

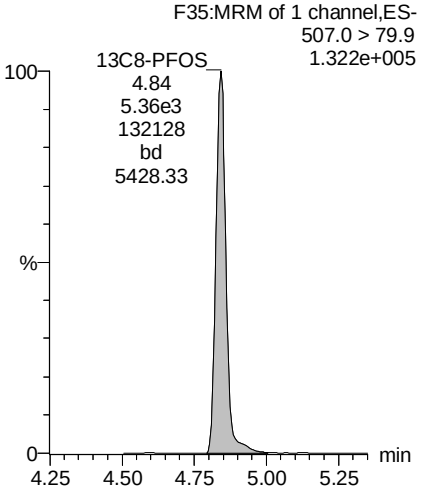

13C8-PFOS

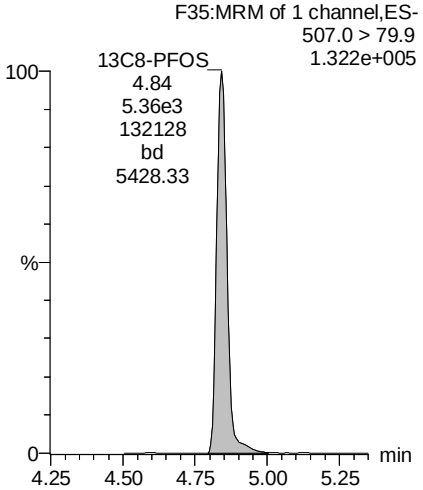

AD 8/23/18

Vista Analytical Laboratory

Dataset: Z:\Projects\PFAS.PRO\Results\180822M2\180822M2-62.qld

Last Altered: Thursday, August 23, 2018 13:10:22 Pacific Daylight Time
Printed: Thursday, August 23, 2018 13:10:39 Pacific Daylight Time

Name: 180822M2_62, Date: 23-Aug-2018, Time: 04:28:20, ID: 1801808-05 Composite Sagamore shiner no. 1,2,6,11,,
Description: Composite Sagamore shiner no. 1,2,6,11,14

PFNA

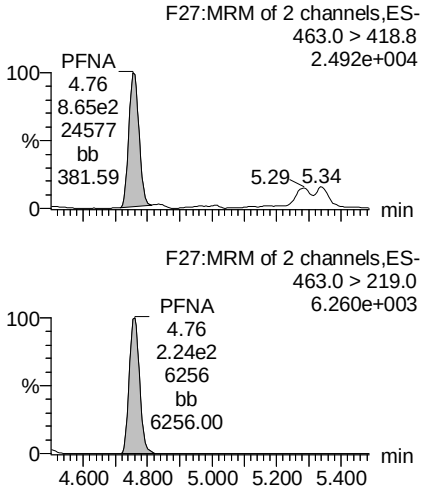

TCDA

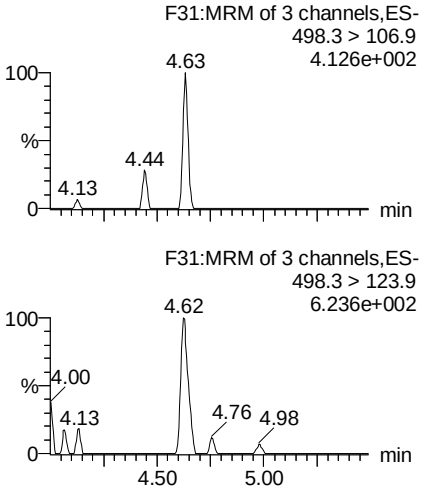

13C5-PFHxA

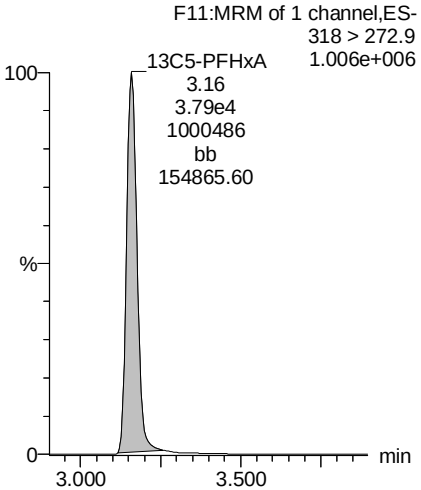

13C8-PFOA

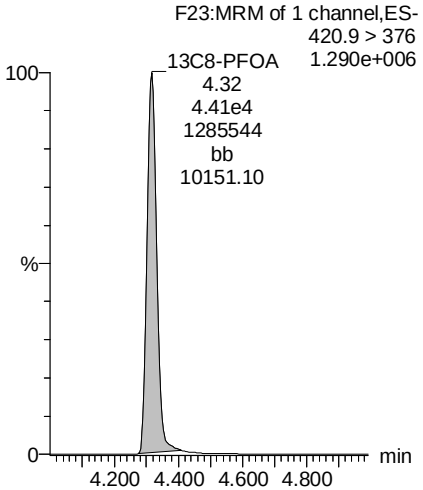

13C5-PFNA

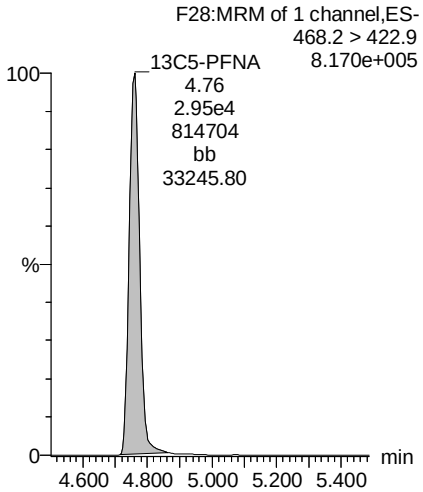

13C8-PFOS

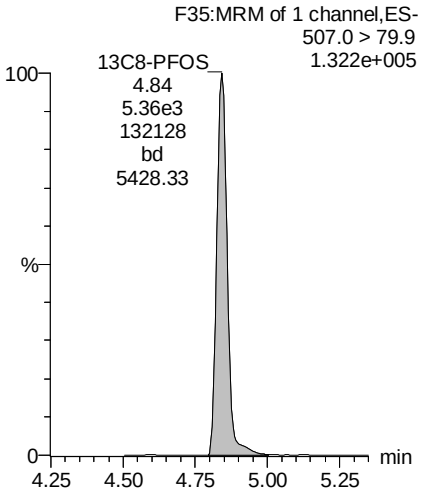

13C9-PFNA

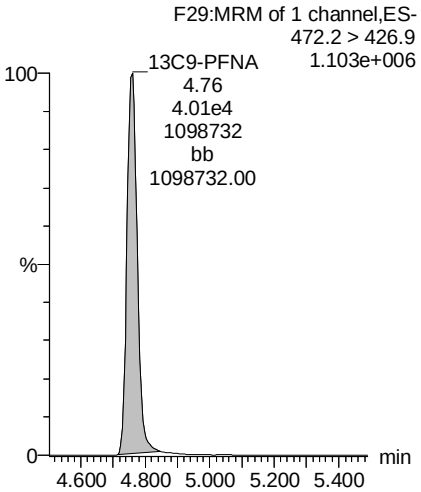

13C3-PFHxS

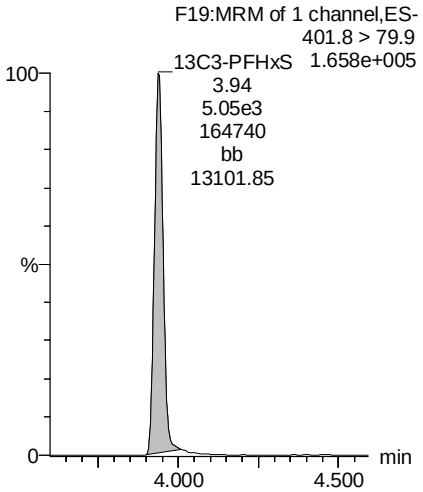

AD 8/23/18

Dataset: Z:\Projects\PFAS.PRO\Results\180822M2\180822M2-62.qld

Last Altered: Thursday, August 23, 2018 13:10:22 Pacific Daylight Time
Printed: Thursday, August 23, 2018 13:10:39 Pacific Daylight Time

Name: 180822M2_62, Date: 23-Aug-2018, Time: 04:28:20, ID: 1801808-05 Composite Sagamore shiner no. 1,2,6,11,,
Description: Composite Sagamore shiner no. 1,2,6,11,14

13C4-PFOS

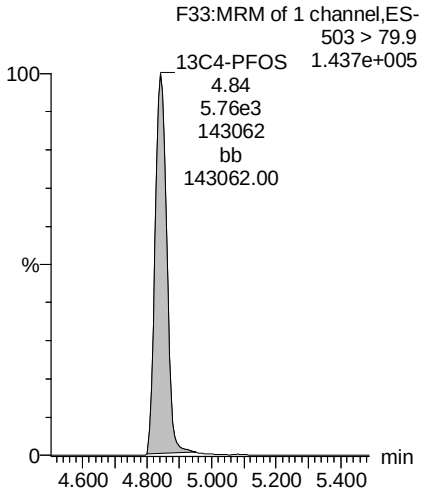

AD 8/23/18

Vista Analytical Laboratory

Dataset: Z:\Projects\PFAS.PRO\Results\180822M2\180822M2-63.qld

Last Altered: Thursday, August 23, 2018 13:34:35 Pacific Daylight Time
Printed: Thursday, August 23, 2018 13:34:49 Pacific Daylight Time

Name: 180822M2_63, Date: 23-Aug-2018, Time: 04:38:58, ID: 1801808-06 Composite Lang pickerel no. 2,4,6,8,15, Description: Composite Lang pickerel no. 2,4,6,8,15

	#	Name	Trace	Area	IS Area	wt/vol	RRF	Pred.RT	RT	Response	Conc.	%Rec	Ion Ratio	Ratio Out?
1	3	PFBS	299.0 > 79.7		1.87e3	2.02		2.67						
2	7	PFHpA	363.0 > 318.9		1.20e4	2.02		3.79						
3	8	L-PFHxS	398.9 > 79.6	2.61e1	1.42e3	2.02	0.000	3.81	3.95	0.230	0.0794		2.958	YES
4	68	Total PFHxS	398.9 > 79.6	2.61e1	1.42e3	2.02		4.05		0.230	0.0794			
5	38	13C3-PFBS	302. > 98.8	1.87e3	3.83e4	2.02	0.0490	2.85	2.66	0.612	4.7280	76.4		
6	41	13C4-PFHpA	367.2 > 321.8	1.20e4	3.83e4	2.02	0.313	3.98	3.79	3.91	3.5888	58.0		
7	42	18O2-PFHxS	403.0 > 102.6	1.42e3	5.02e3	2.02	0.283	4.12	3.94	3.54	3.6861	59.6		
8	42	18O2-PFHxS	403.0 > 102.6	1.42e3	5.02e3	2.02	0.283	4.12	3.94	3.54	3.6861	59.6		
9	-1													
10	11	L-PFOA	412.9 > 368.9	3.67e2	1.84e4	2.02	0.000	4.32	4.32	0.249	0.0962		3.018	NO
11	69	Total PFOA	412.9 > 368.9	3.67e2	1.84e4	2.02		4.48		0.249	0.0962			
12	16	L-PFOS	498.9 > 79.9	1.44e3	3.70e3	2.02	0.000	4.83	4.84	4.85	2.6257		2.007	NO
13	70	Total PFOS	498.9 > 79.9	1.44e3	3.70e3	2.02		4.60		4.85	2.6257			
14	44	13C2-PFOA	414.9 > 369.7	1.84e4	3.95e4	2.02	0.466	4.50	4.32	5.82	3.6466	58.9		
15	44	13C2-PFOA	414.9 > 369.7	1.84e4	3.95e4	2.02	0.466	4.50	4.32	5.82	3.6466	58.9		
16	47	13C8-PFOS	507.0 > 79.9	3.70e3	5.35e3	2.02	0.691	5.02	4.84	8.63	3.9979	64.6		
17	47	13C8-PFOS	507.0 > 79.9	3.70e3	5.35e3	2.02	0.691	5.02	4.84	8.63	3.9979	64.6		
18	-1													
19	14	PFNA	463.0 > 418.8	8.54e2	1.96e4	2.02	0.000	4.94	4.76	0.546	0.2237		6.535	YES
20	73	TCDA	498.3>106.9	1.89e1		2.02	0.000	5.15	4.95	18.9	0.3948		3.184	NO
21	61	13C5-PFHxA	318 > 272.9	3.83e4	3.83e4	2.02	1.00	3.34	3.16	12.5	6.1881	100.0		
22	63	13C8-PFOA	420.9 > 376	3.95e4	3.95e4	2.02	1.00	4.50	4.32	12.5	6.1881	100.0		
23	45	13C5-PFNA	468.2 > 422.9	1.96e4	3.54e4	2.02	0.552	4.94	4.76	6.90	3.5206	56.9		
24	47	13C8-PFOS	507.0 > 79.9	3.70e3	5.35e3	2.02	0.691	5.02	4.84	8.63	3.9979	64.6		
25	64	13C9-PFNA	472.2 > 426.9	3.54e4	3.54e4	2.02	1.00	4.94	4.76	12.5	6.1881	100.0		
26	62	13C3-PFHxS	401.8 > 79.9	5.02e3	5.02e3	2.02	1.00	4.12	3.94	12.5	6.1881	100.0		
27	65	13C4-PFOS	503 > 79.9	5.35e3	5.35e3	2.02	1.00	5.02	4.84	12.5	6.1881	100.0		

AD 8/23/18

Vista Analytical Laboratory

Dataset: Z:\Projects\PFAS.PRO\Results\180822M2\180822M2-63.qld

Last Altered: Thursday, August 23, 2018 13:34:35 Pacific Daylight Time
Printed: Thursday, August 23, 2018 13:34:49 Pacific Daylight Time

Method: Z:\Projects\PFAS.PRO\MethDB\PFAS_FULL_80C_082218.mdb 23 Aug 2018 08:47:14
Calibration: Z:\Projects\PFAS.PRO\CurveDB\C18_VAL-PFAS_Q4_08-21-18.cdb 21 Aug 2018 15:24:02

Name: 180822M2_63, Date: 23-Aug-2018, Time: 04:38:58, ID: 1801808-06 Composite Lang pickerel no. 2,4,6,8,15, Description: Composite Lang pickerel no. 2,4,6,8,15

PFBS

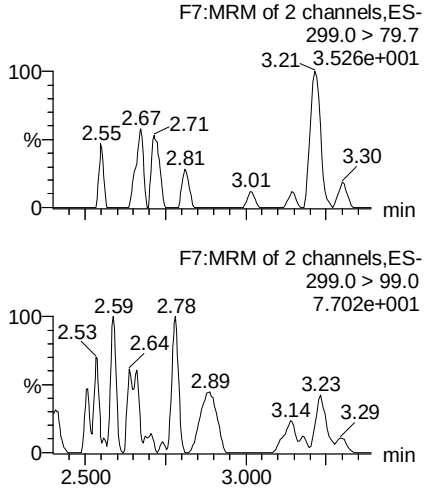

PFHpA

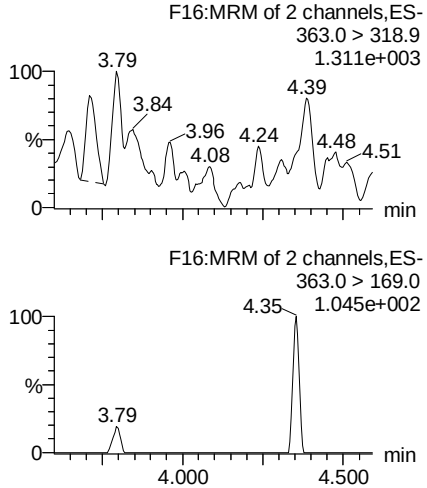

L-PFHxS

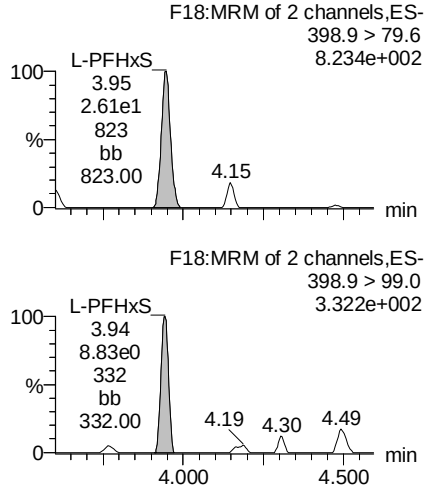

Total PFHxS

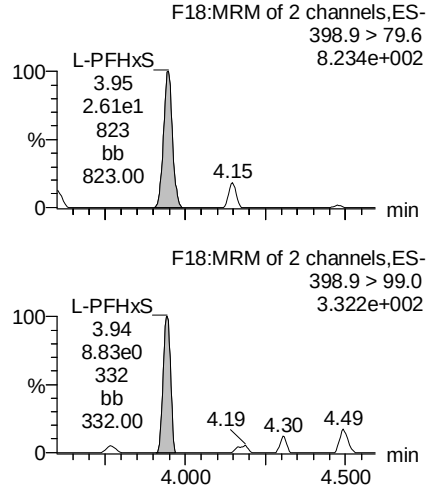

13C3-PFBS

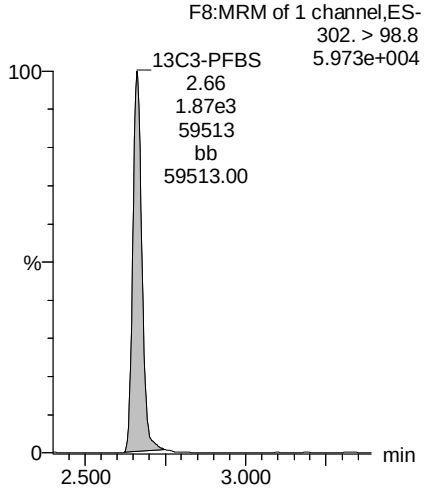

13C4-PFHpA

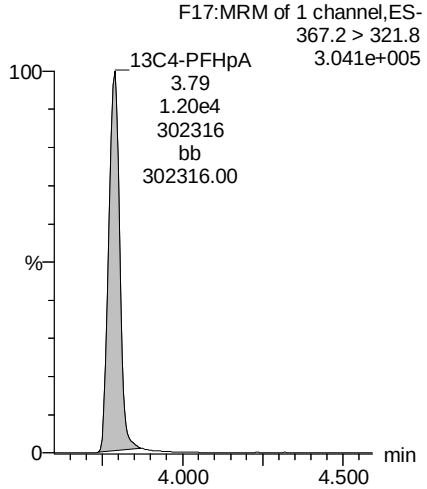

18O2-PFHxS

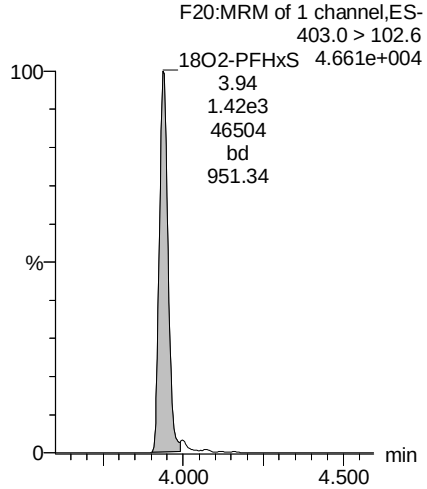

18O2-PFHxS

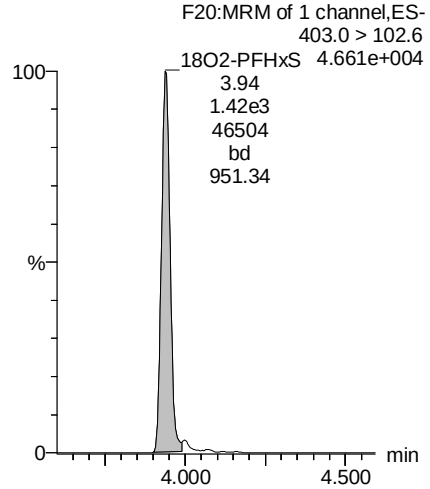

AD 8/23/18

Vista Analytical Laboratory

Dataset: Z:\Projects\PFAS.PRO\Results\180822M2\180822M2-63.qld

Last Altered: Thursday, August 23, 2018 13:34:35 Pacific Daylight Time
Printed: Thursday, August 23, 2018 13:34:49 Pacific Daylight Time

Name: 180822M2_63, Date: 23-Aug-2018, Time: 04:38:58, ID: 1801808-06 Composite Lang pickerel no. 2,4,6,8,15, Description: Composite Lang pickerel no. 2,4,6,8,15

L-PFOA

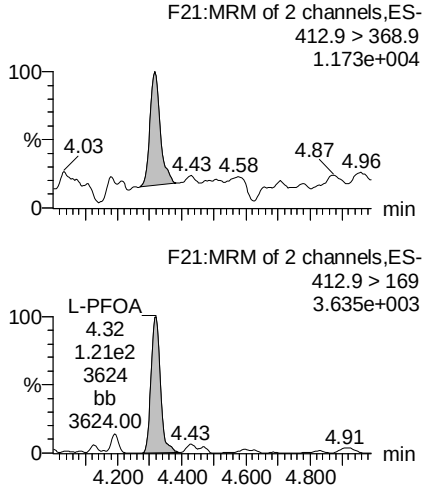

Total PFOA

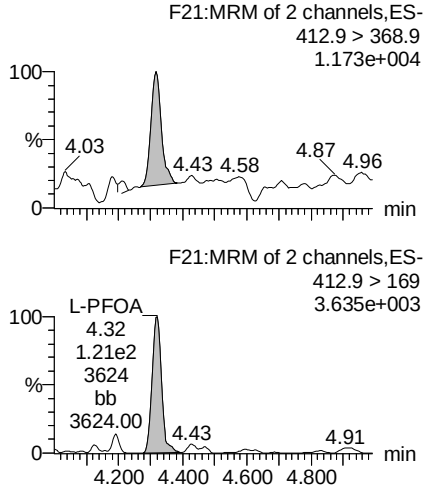

L-PFOS

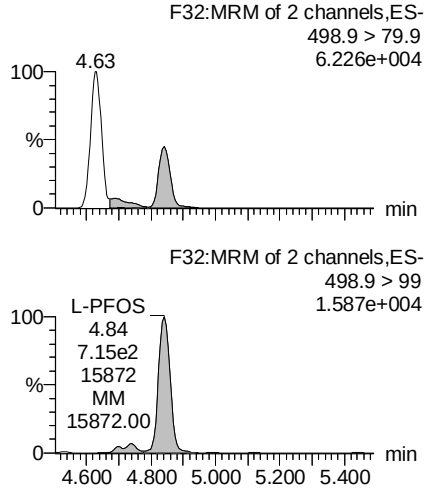

Total PFOS

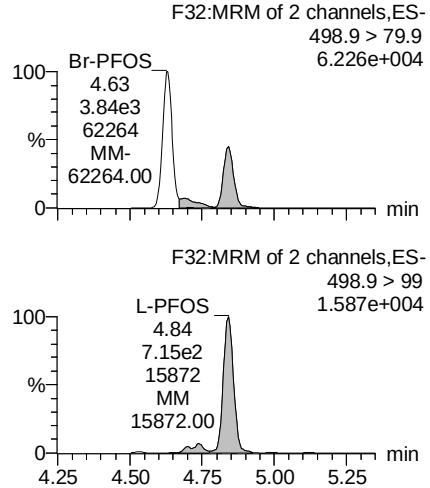

13C2-PFOA

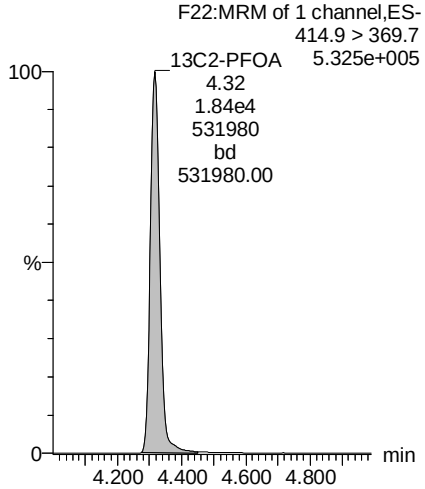

13C2-PFOA

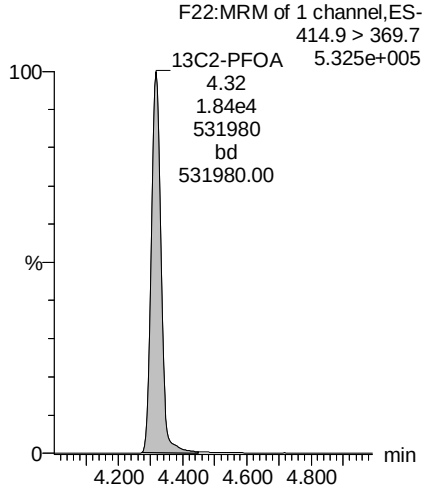

13C8-PFOS

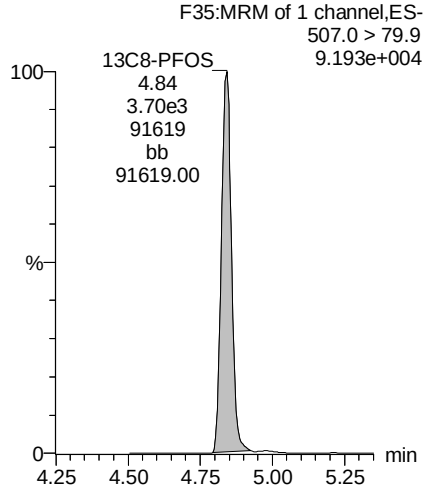

13C8-PFOS

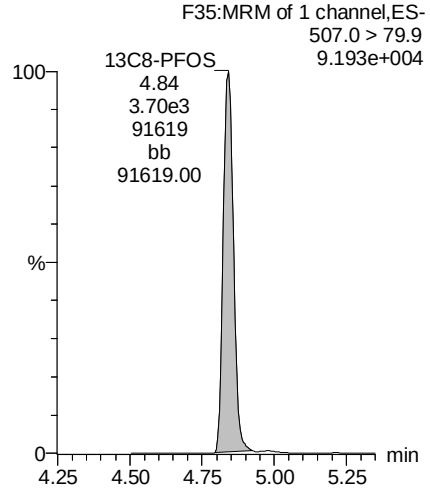

AD 8/23/18

Vista Analytical Laboratory

Dataset: Z:\Projects\PFAS.PRO\Results\180822M2\180822M2-63.qld

Last Altered: Thursday, August 23, 2018 13:34:35 Pacific Daylight Time
Printed: Thursday, August 23, 2018 13:34:49 Pacific Daylight Time

Name: 180822M2_63, Date: 23-Aug-2018, Time: 04:38:58, ID: 1801808-06 Composite Lang pickerel no. 2,4,6,8,15, Description: Composite Lang pickerel no. 2,4,6,8,15

PFNA

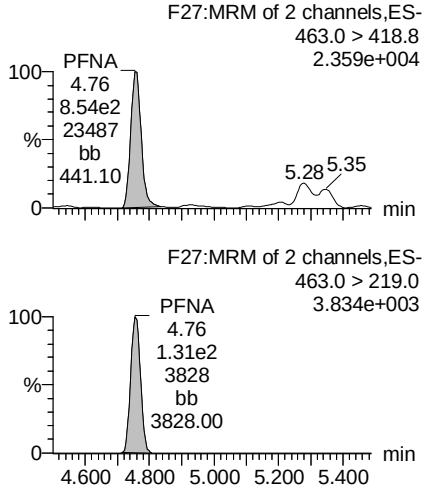

TCDA

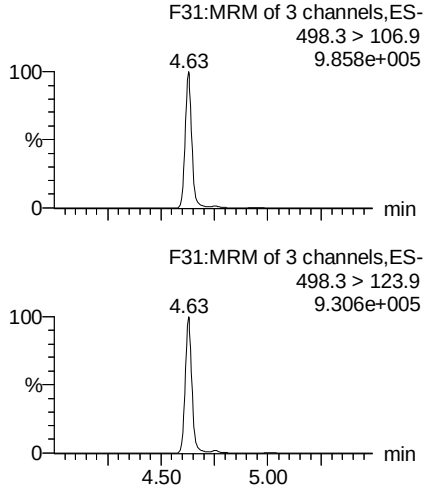

13C5-PFHxA

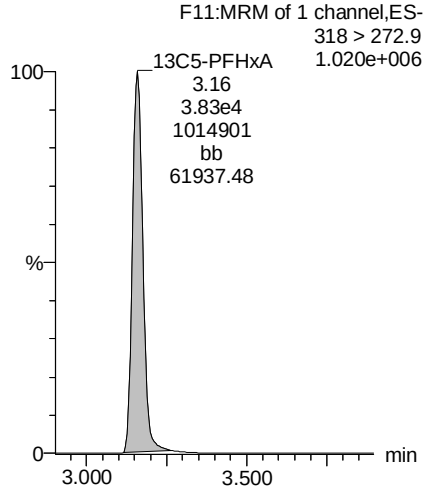

13C8-PFOA

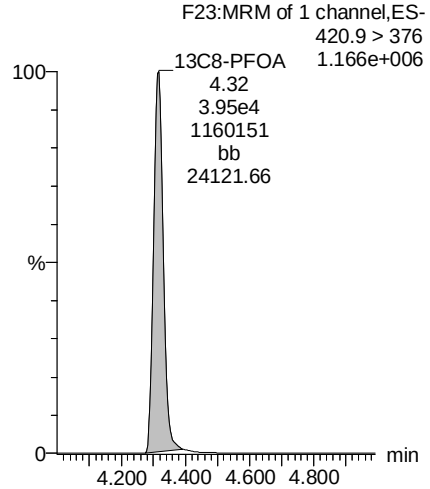

13C5-PFNA

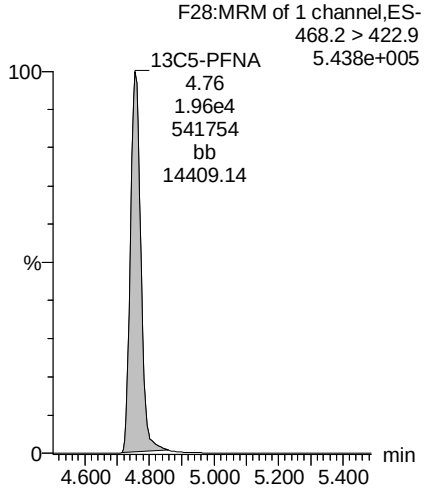

13C8-PFOS

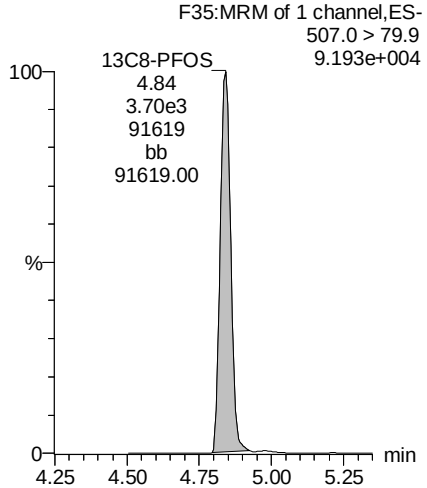

13C9-PFNA

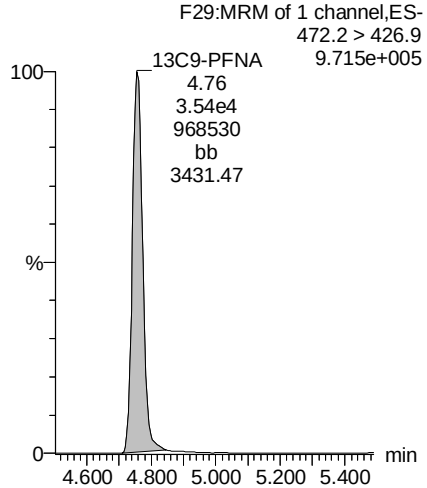

13C3-PFHxS

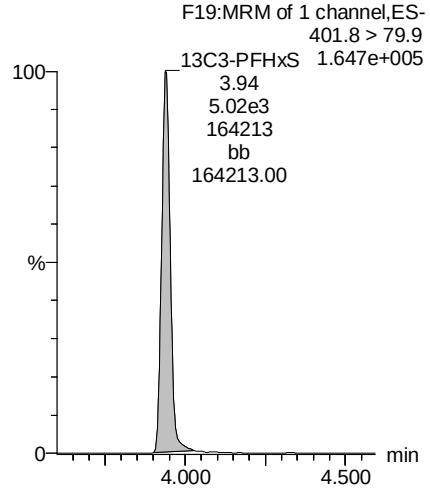

AD 8/23/18

Dataset: Z:\Projects\PFAS.PRO\Results\180822M2\180822M2-63.qld

Last Altered: Thursday, August 23, 2018 13:34:35 Pacific Daylight Time
Printed: Thursday, August 23, 2018 13:34:49 Pacific Daylight Time

Name: 180822M2_63, Date: 23-Aug-2018, Time: 04:38:58, ID: 1801808-06 Composite Lang pickerel no. 2,4,6,8,15, Description: Composite Lang pickerel no. 2,4,6,8,15

13C4-PFOS

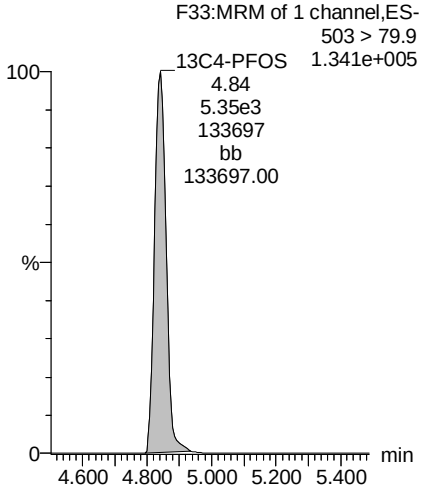

AD 8/23/18

Dataset: Z:\Projects\PFAS.PRO\Results\180822M2\180822M2-64.qld

Last Altered: Thursday, August 23, 2018 15:25:06 Pacific Daylight Time
Printed: Thursday, August 23, 2018 15:25:22 Pacific Daylight Time

Name: 180822M2_64, Date: 23-Aug-2018, Time: 04:49:31, ID: 1801808-07 Composite Sagamore pickerel no. 2,3,5,1,
Description: Composite Sagamore pickerel no. 2,3,5,15,19

	#	Name	Trace	Area	IS Area	wt/vol	RRF	Pred.RT	RT	Response	Conc.	%Rec	Ion Ratio	Ratio Out?
1	3	PFBS	299.0 > 79.7		1.82e3	2.02		2.67						
2	7	PFHpA	363.0 > 318.9		1.24e4	2.02		3.79						
3	8	L-PFHxS	398.9 > 79.6	2.75e1	1.53e3	2.02	0.000	3.81	3.94	0.225	0.0781		2.292	YES
4	68	Total PFHxS	398.9 > 79.6	2.75e1	1.53e3	2.02		4.05		0.225	0.0781			
5	38	13C3-PFBS	302. > 98.8	1.82e3	4.19e4	2.02	0.0435	2.85	2.66	0.544	4.2042	67.9		
6	41	13C4-PFHpA	367.2 > 321.8	1.24e4	4.19e4	2.02	0.296	3.98	3.79	3.70	3.3902	54.8		
7	42	18O2-PFHxS	403.0 > 102.6	1.53e3	5.02e3	2.02	0.304	4.12	3.94	3.80	3.9573	64.0		
8	42	18O2-PFHxS	403.0 > 102.6	1.53e3	5.02e3	2.02	0.304	4.12	3.94	3.80	3.9573	64.0		
9	-1													
10	11	L-PFOA	412.9 > 368.9	6.83e2	1.85e4	2.02	0.000	4.32	4.32	0.461	0.2050		2.384	NO
11	69	Total PFOA	412.9 > 368.9	6.83e2	1.85e4	2.02		4.48		0.461	0.2050			
12	16	L-PFOS	498.9 > 79.9	2.24e3	3.96e3	2.02	0.000	4.83	4.84	7.08	3.8260		1.946	NO
13	70	Total PFOS	498.9 > 79.9	2.42e3	3.96e3	2.02		4.60		7.63	4.1294			
14	44	13C2-PFOA	414.9 > 369.7	1.85e4	4.32e4	2.02	0.429	4.50	4.32	5.36	3.3590	54.3		
15	44	13C2-PFOA	414.9 > 369.7	1.85e4	4.32e4	2.02	0.429	4.50	4.32	5.36	3.3590	54.3		
16	47	13C8-PFOS	507.0 > 79.9	3.96e3	5.90e3	2.02	0.671	5.02	4.84	8.39	3.8831	62.8		
17	47	13C8-PFOS	507.0 > 79.9	3.96e3	5.90e3	2.02	0.671	5.02	4.84	8.39	3.8831	62.8		
18	-1													
19	14	PFNA	463.0 > 418.8	1.77e3	1.95e4	2.02	0.000	4.94	4.76	1.13	0.4806		5.269	NO
20	73	TCDA	498.3>106.9	1.35e1		2.02	0.000	5.15	4.99	13.5	0.2821		0.993	NO
21	61	13C5-PFHxA	318 > 272.9	4.19e4	4.19e4	2.02	1.00	3.34	3.16	12.5	6.1881	100.0		
22	63	13C8-PFOA	420.9 > 376	4.32e4	4.32e4	2.02	1.00	4.50	4.32	12.5	6.1881	100.0		
23	45	13C5-PFNA	468.2 > 422.9	1.95e4	3.72e4	2.02	0.525	4.94	4.76	6.56	3.3486	54.1		
24	47	13C8-PFOS	507.0 > 79.9	3.96e3	5.90e3	2.02	0.671	5.02	4.84	8.39	3.8831	62.8		
25	64	13C9-PFNA	472.2 > 426.9	3.72e4	3.72e4	2.02	1.00	4.94	4.76	12.5	6.1881	100.0		
26	62	13C3-PFHxS	401.8 > 79.9	5.02e3	5.02e3	2.02	1.00	4.12	3.94	12.5	6.1881	100.0		
27	65	13C4-PFOS	503 > 79.9	5.90e3	5.90e3	2.02	1.00	5.02	4.84	12.5	6.1881	100.0		

AD 8/23/18

Vista Analytical Laboratory

Dataset: Z:\Projects\PFAS.PRO\Results\180822M2\180822M2-64.qld

Last Altered: Thursday, August 23, 2018 15:25:06 Pacific Daylight Time
Printed: Thursday, August 23, 2018 15:25:22 Pacific Daylight Time

Method: Z:\Projects\PFAS.PRO\MethDB\PFAS_FULL_80C_082218.mdb 23 Aug 2018 08:47:14
Calibration: Z:\Projects\PFAS.PRO\CurveDB\C18_VAL-PFAS_Q4_08-21-18.cdb 21 Aug 2018 15:24:02

Name: 180822M2_64, Date: 23-Aug-2018, Time: 04:49:31, ID: 1801808-07 Composite Sagamore pickerel no. 2,3,5,1,
Description: Composite Sagamore pickerel no. 2,3,5,15,19

PFBS

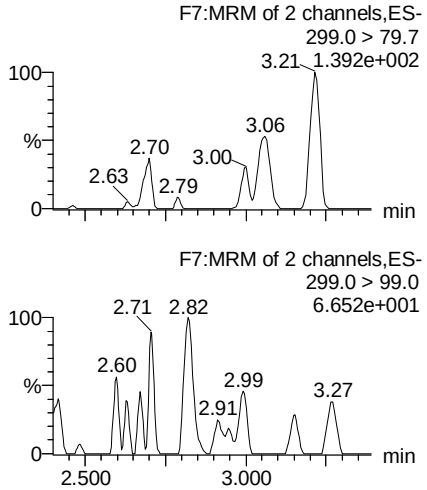

PFHpA

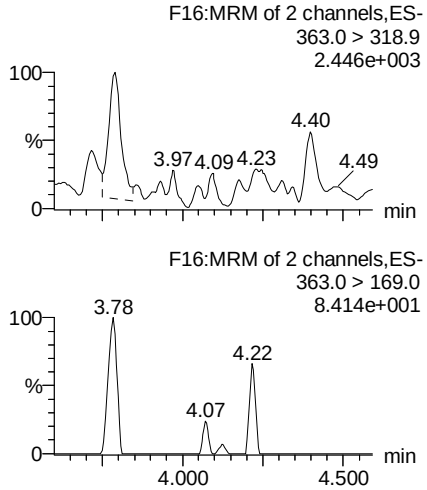

L-PFHxS

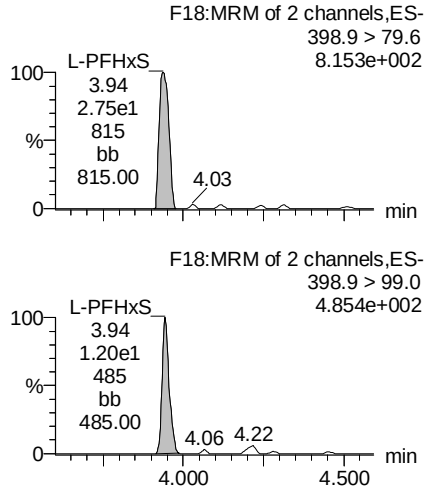

Total PFHxS

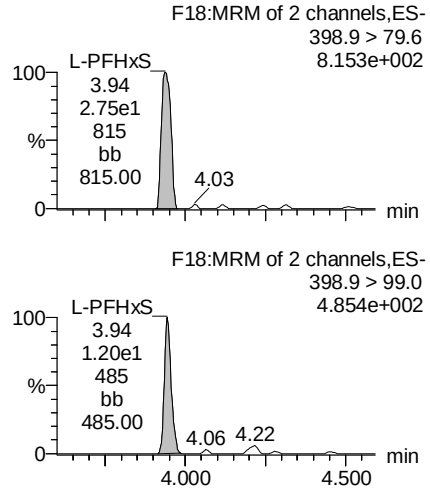

13C3-PFBS

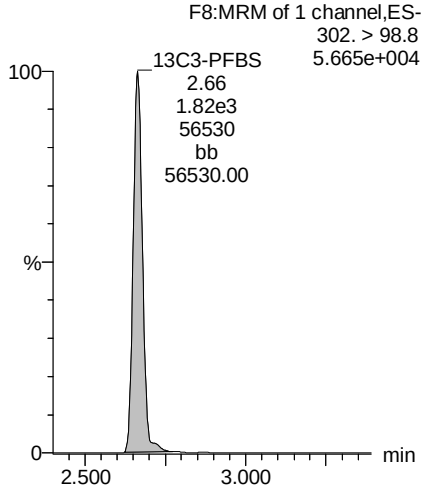

13C4-PFHpA

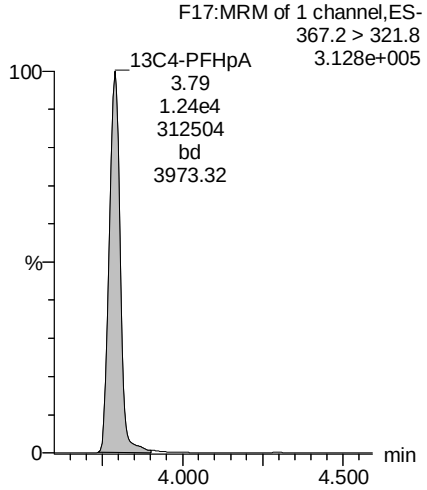

18O2-PFHxS

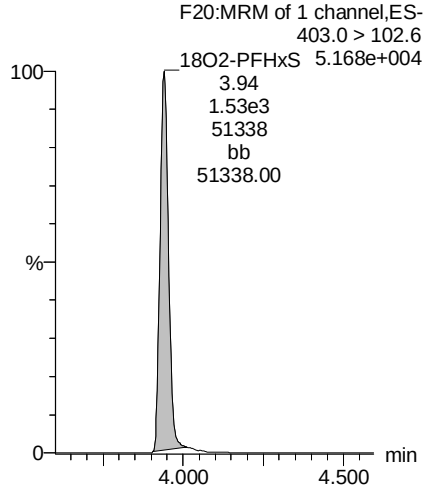

18O2-PFHxS

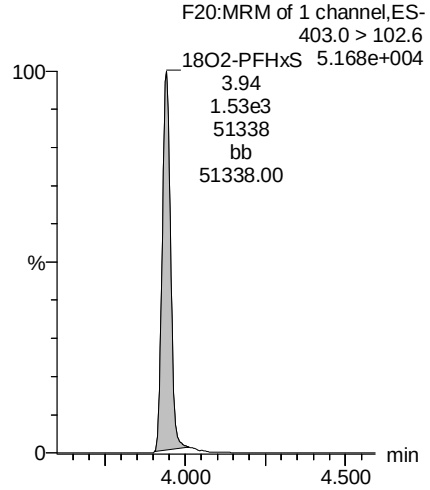

AD 8/23/18

Vista Analytical Laboratory

Dataset: Z:\Projects\PFAS.PRO\Results\180822M2\180822M2-64.qld

Last Altered: Thursday, August 23, 2018 15:25:06 Pacific Daylight Time
Printed: Thursday, August 23, 2018 15:25:22 Pacific Daylight Time

Name: 180822M2_64, Date: 23-Aug-2018, Time: 04:49:31, ID: 1801808-07 Composite Sagamore pickerel no. 2,3,5,1,
Description: Composite Sagamore pickerel no. 2,3,5,15,19

L-PFOA

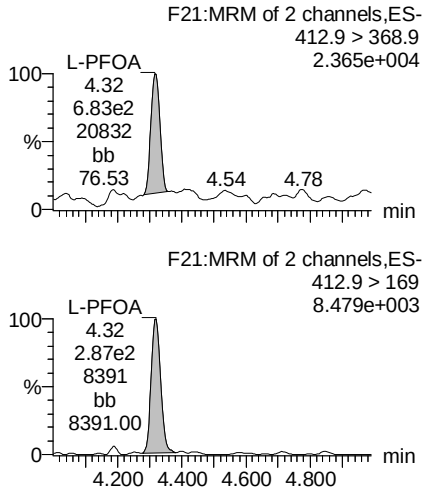

Total PFOA

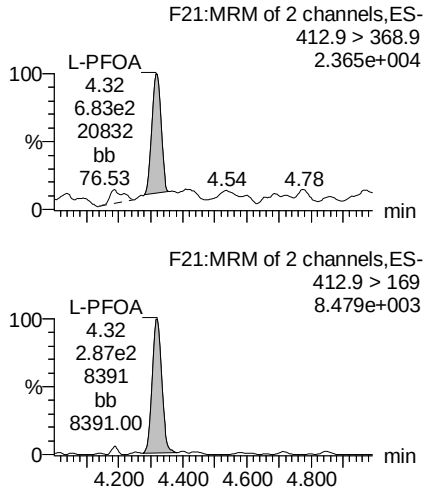

L-PFOS

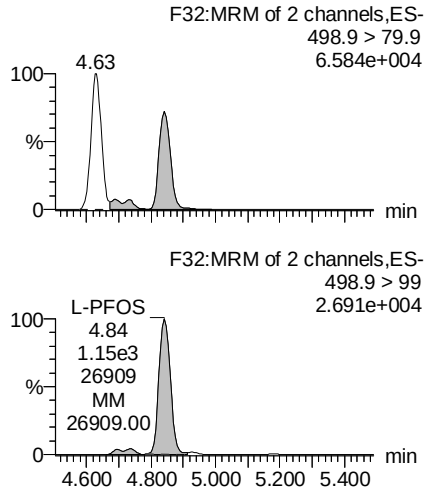

Total PFOS

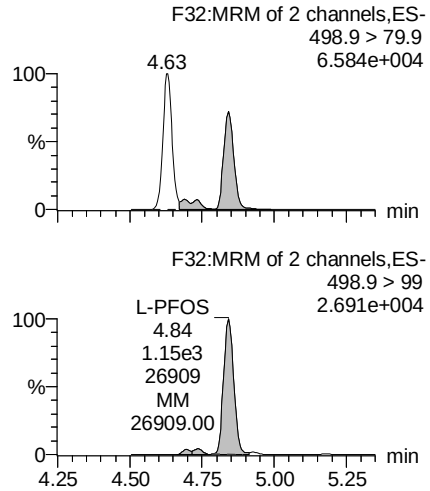

13C2-PFOA

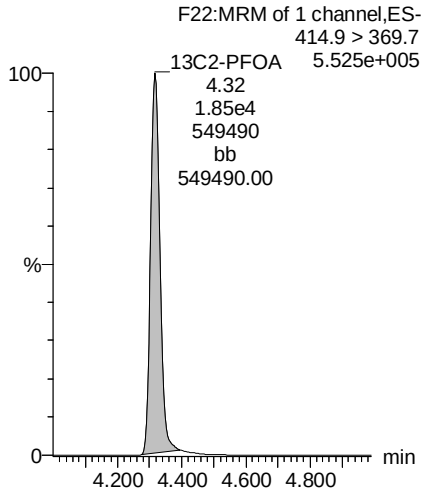

13C2-PFOA

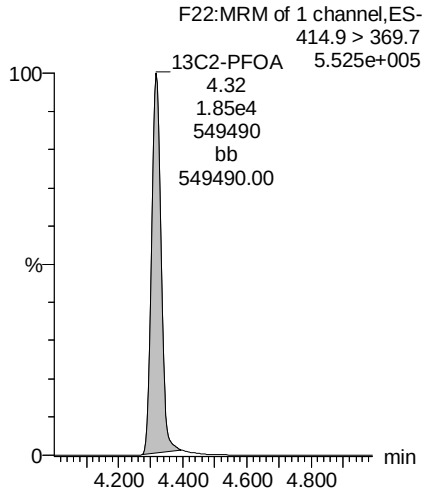

13C8-PFOS

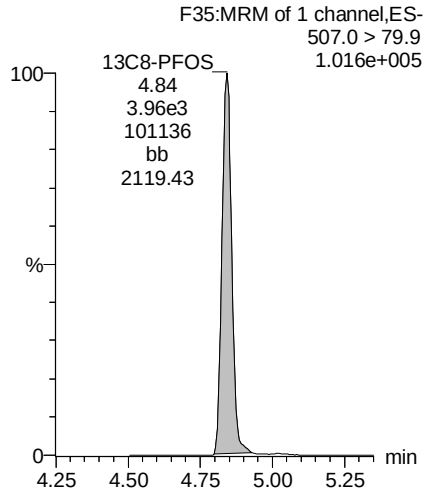

13C8-PFOS

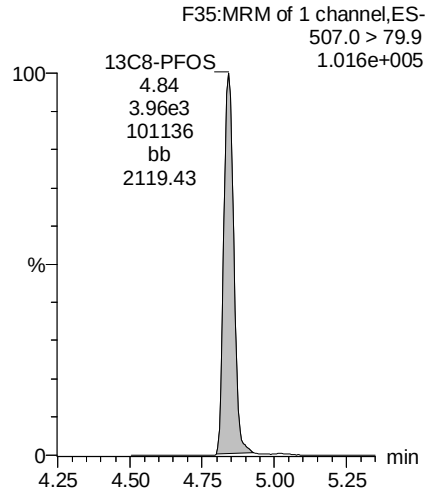

AD 8/23/18

Vista Analytical Laboratory

Dataset: Z:\Projects\PFAS.PRO\Results\180822M2\180822M2-64.qld

Last Altered: Thursday, August 23, 2018 15:25:06 Pacific Daylight Time
Printed: Thursday, August 23, 2018 15:25:22 Pacific Daylight Time

Name: 180822M2_64, Date: 23-Aug-2018, Time: 04:49:31, ID: 1801808-07 Composite Sagamore pickerel no. 2,3,5,1,
Description: Composite Sagamore pickerel no. 2,3,5,15,19

PFNA

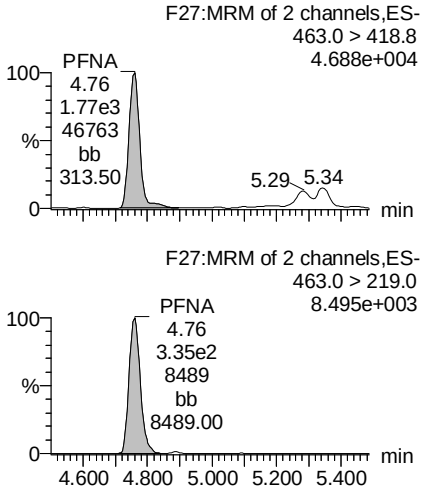

TCDA

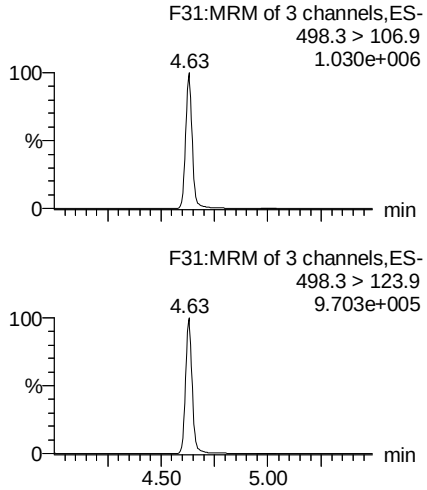

13C5-PFHxA

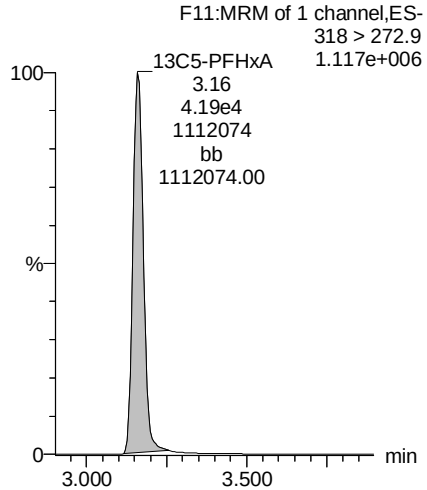

13C8-PFOA

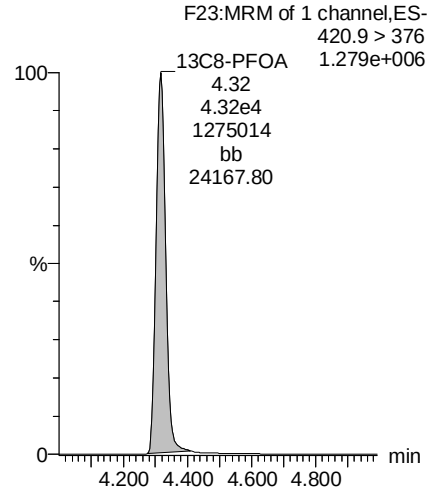

13C5-PFNA

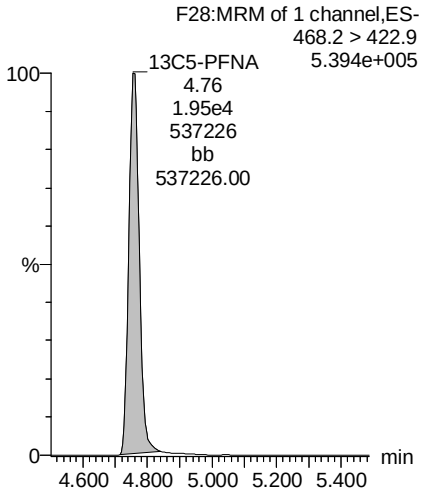

13C8-PFOS

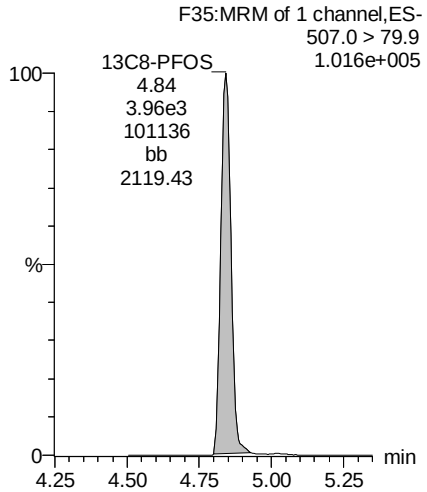

13C9-PFNA

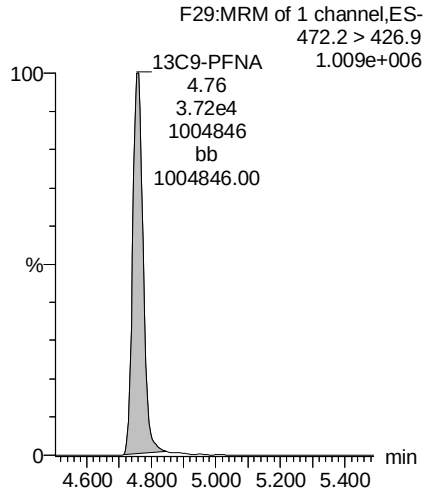

13C3-PFHxS

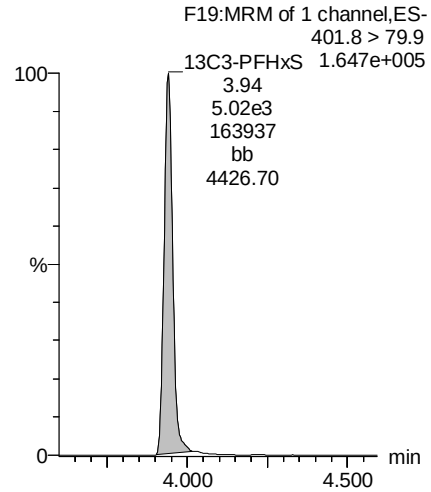

AD 8/23/18

Dataset: Z:\Projects\PFAS.PRO\Results\180822M2\180822M2-64.qld

Last Altered: Thursday, August 23, 2018 15:25:06 Pacific Daylight Time
Printed: Thursday, August 23, 2018 15:25:22 Pacific Daylight Time

Name: 180822M2_64, Date: 23-Aug-2018, Time: 04:49:31, ID: 1801808-07 Composite Sagamore pickerel no. 2,3,5,1,
Description: Composite Sagamore pickerel no. 2,3,5,15,19

13C4-PFOS

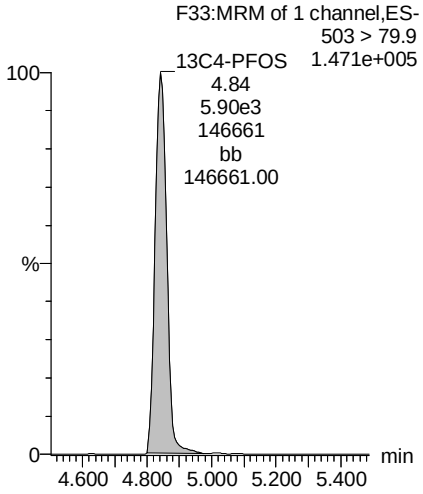

AD 8/23/18

Dataset: Z:\Projects\PFAS.PRO\Results\180822M2\180822M2-65.qld

Last Altered: Thursday, August 23, 2018 13:31:19 Pacific Daylight Time
Printed: Thursday, August 23, 2018 13:31:33 Pacific Daylight Time

Name: 180822M2_65, Date: 23-Aug-2018, Time: 05:00:02, ID: 1801808-08 Composite Brackett pickerel no. 2,3,4,5, Description: Composite Brackett pickerel no. 2,3,4,5,8

	#	Name	Trace	Area	IS Area	wt/vol	RRF	Pred.RT	RT	Response	Conc.	%Rec	Ion Ratio	Ratio Out?
1	3	PFBS	299.0 > 79.7		2.00e3	2.03		2.67						
2	7	PFHpA	363.0 > 318.9		1.41e4	2.03		3.79						
3	8	L-PFHxS	398.9 > 79.6	7.32e1	1.64e3	2.03	0.000	3.81	3.94	0.560	0.1767		1.693	NO
4	68	Total PFHxS	398.9 > 79.6	7.32e1	1.64e3	2.03		4.05		0.560	0.1767			
5	38	13C3-PFBS	302. > 98.8	2.00e3	4.29e4	2.03	0.0467	2.85	2.66	0.584	4.4885	72.9		
6	41	13C4-PFHpA	367.2 > 321.8	1.41e4	4.29e4	2.03	0.329	3.98	3.79	4.12	3.7553	61.0		
7	42	18O2-PFHxS	403.0 > 102.6	1.64e3	5.07e3	2.03	0.323	4.12	3.94	4.03	4.1795	67.9		
8	42	18O2-PFHxS	403.0 > 102.6	1.64e3	5.07e3	2.03	0.323	4.12	3.94	4.03	4.1795	67.9		
9	-1													
10	11	L-PFOA	412.9 > 368.9	1.26e3	2.18e4	2.03	0.000	4.32	4.32	0.721	0.3368		2.631	NO
11	69	Total PFOA	412.9 > 368.9	1.26e3	2.18e4	2.03		4.48		0.721	0.3368			
12	16	L-PFOS	498.9 > 79.9	6.87e3	4.89e3	2.03	0.000	4.83	4.84	17.6	9.4218		1.739	NO
13	70	Total PFOS	498.9 > 79.9	6.87e3	4.89e3	2.03		4.60		17.6	9.4218			
14	44	13C2-PFOA	414.9 > 369.7	2.18e4	4.47e4	2.03	0.487	4.50	4.32	6.09	3.7980	61.7		
15	44	13C2-PFOA	414.9 > 369.7	2.18e4	4.47e4	2.03	0.487	4.50	4.32	6.09	3.7980	61.7		
16	47	13C8-PFOS	507.0 > 79.9	4.89e3	5.74e3	2.03	0.851	5.02	4.84	10.6	4.8992	79.6		
17	47	13C8-PFOS	507.0 > 79.9	4.89e3	5.74e3	2.03	0.851	5.02	4.84	10.6	4.8992	79.6		
18	-1													
19	14	PFNA	463.0 > 418.8	7.73e3	2.47e4	2.03	0.000	4.94	4.76	3.91	1.6899		4.776	NO
20	73	TCDA	498.3>106.9	3.52e1		2.03	0.000	5.15	5.11	35.2	0.7330			
21	61	13C5-PFHxA	318 > 272.9	4.29e4	4.29e4	2.03	1.00	3.34	3.16	12.5	6.1576	100.0		
22	63	13C8-PFOA	420.9 > 376	4.47e4	4.47e4	2.03	1.00	4.50	4.31	12.5	6.1576	100.0		
23	45	13C5-PFNA	468.2 > 422.9	2.47e4	4.02e4	2.03	0.615	4.94	4.76	7.69	3.9043	63.4		
24	47	13C8-PFOS	507.0 > 79.9	4.89e3	5.74e3	2.03	0.851	5.02	4.84	10.6	4.8992	79.6		
25	64	13C9-PFNA	472.2 > 426.9	4.02e4	4.02e4	2.03	1.00	4.94	4.76	12.5	6.1576	100.0		
26	62	13C3-PFHxS	401.8 > 79.9	5.07e3	5.07e3	2.03	1.00	4.12	3.94	12.5	6.1576	100.0		
27	65	13C4-PFOS	503 > 79.9	5.74e3	5.74e3	2.03	1.00	5.02	4.84	12.5	6.1576	100.0		

AD 8/23/18

Vista Analytical Laboratory

Dataset: Z:\Projects\PFAS.PRO\Results\180822M2\180822M2-65.qld

Last Altered: Thursday, August 23, 2018 13:31:19 Pacific Daylight Time
Printed: Thursday, August 23, 2018 13:31:33 Pacific Daylight Time

Method: Z:\Projects\PFAS.PRO\MethDB\PFAS_FULL_80C_082218.mdb 23 Aug 2018 08:47:14
Calibration: Z:\Projects\PFAS.PRO\CurveDB\C18_VAL-PFAS_Q4_08-21-18.cdb 21 Aug 2018 15:24:02

Name: 180822M2_65, Date: 23-Aug-2018, Time: 05:00:02, ID: 1801808-08 Composite Brackett pickerel no. 2,3,4,5, Description: Composite Brackett pickerel no. 2,3,4,5,8

PFBS

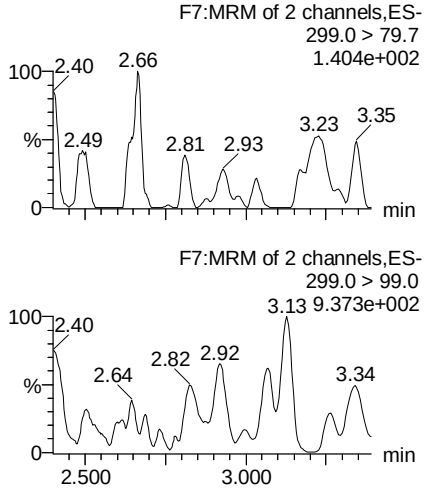

PFHpA

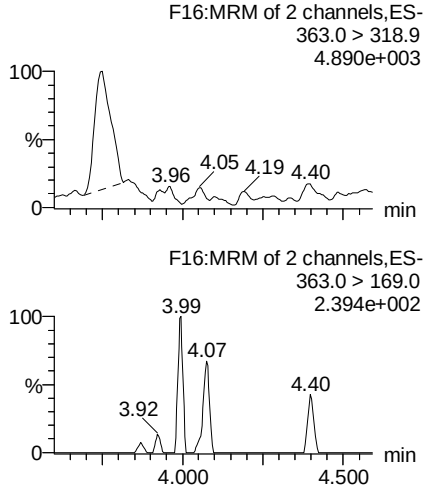

L-PFHxS

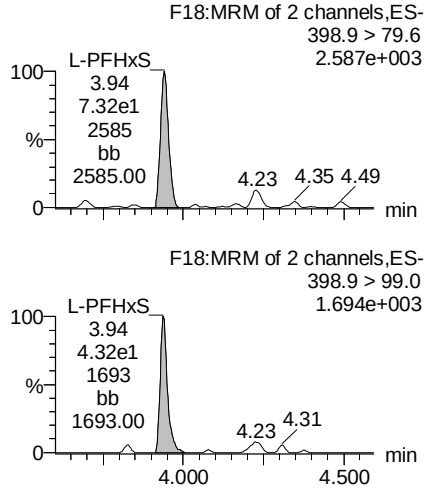

Total PFHxS

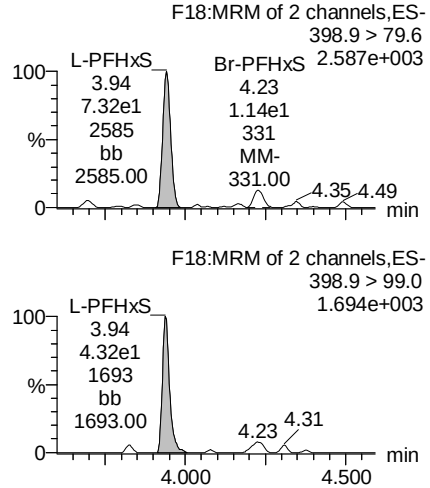

13C3-PFBS

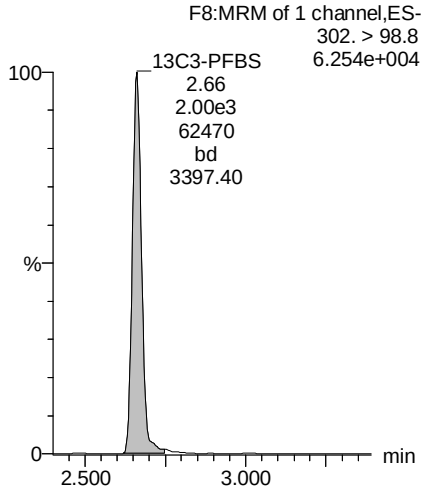

13C4-PFHpA

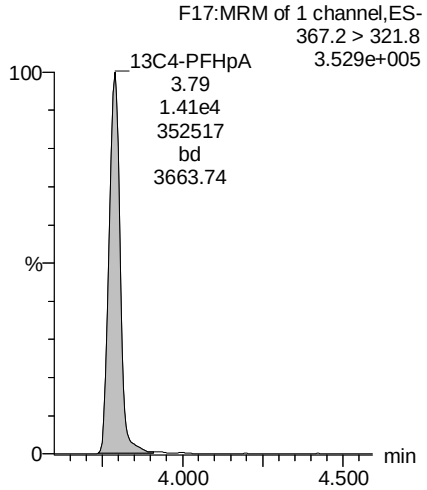

18O2-PFHxS

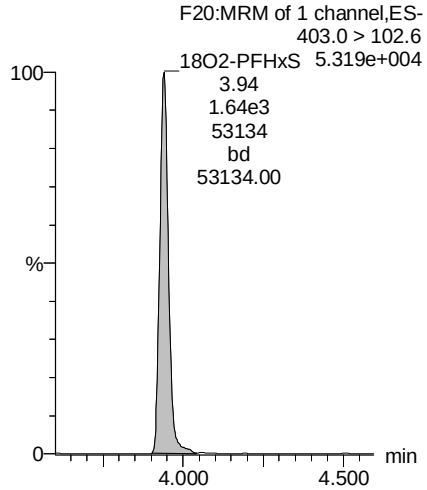

18O2-PFHxS

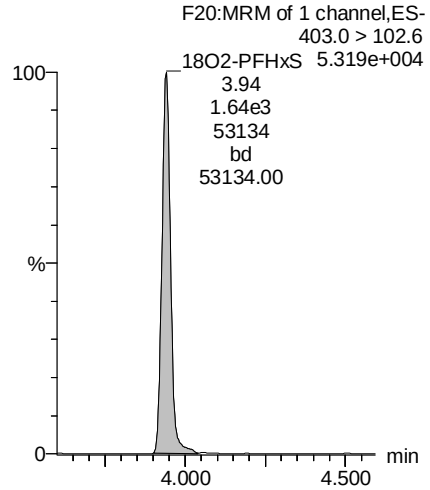

AD 8/23/18

Vista Analytical Laboratory

Dataset: Z:\Projects\PFAS.PRO\Results\180822M2\180822M2-65.qld

Last Altered: Thursday, August 23, 2018 13:31:19 Pacific Daylight Time
Printed: Thursday, August 23, 2018 13:31:33 Pacific Daylight Time

Name: 180822M2_65, Date: 23-Aug-2018, Time: 05:00:02, ID: 1801808-08 Composite Brackett pickerel no. 2,3,4,5, Description: Composite Brackett pickerel no. 2,3,4,5,8

L-PFOA

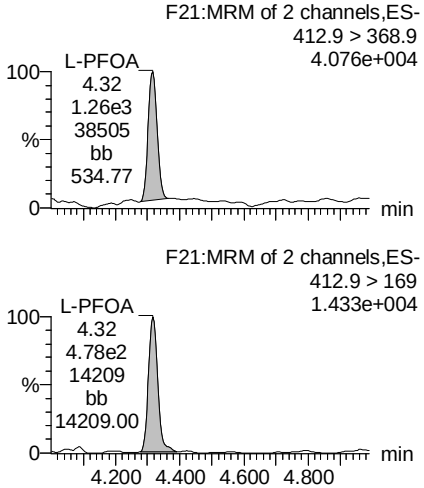

Total PFOA

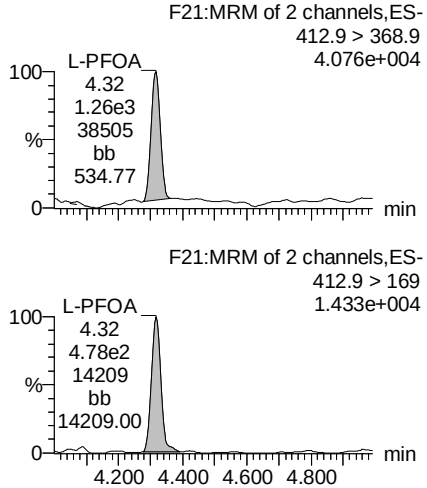

L-PFOS

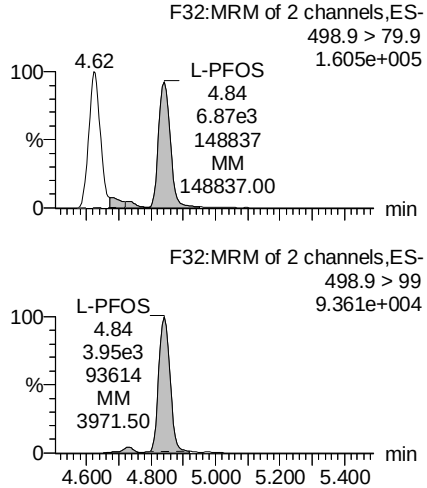

Total PFOS

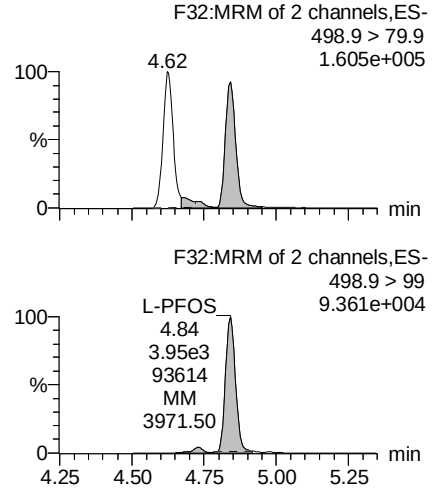

13C2-PFOA

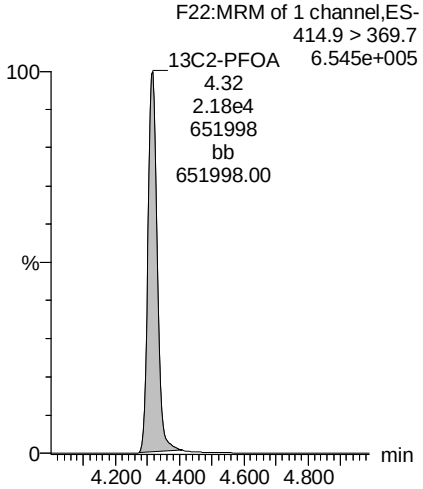

13C2-PFOA

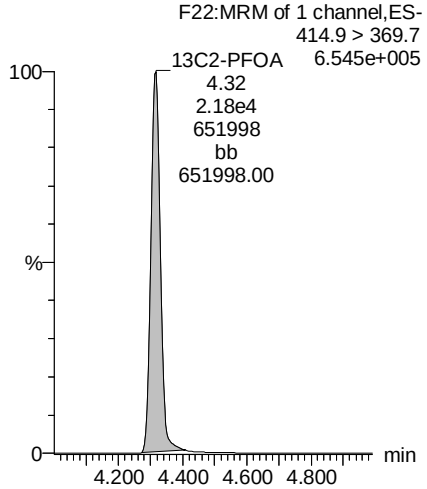

13C8-PFOS

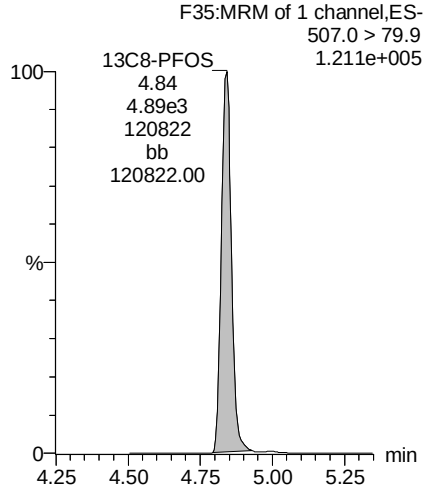

13C8-PFOS

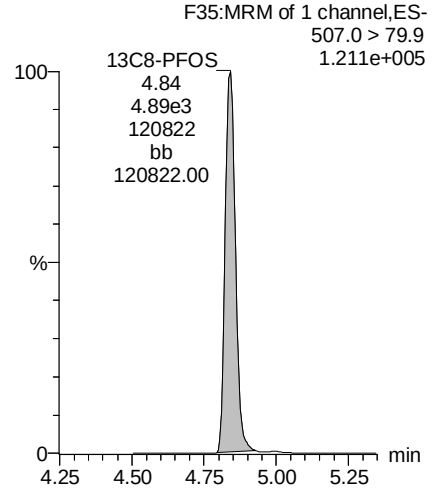

AD 8/23/18

Vista Analytical Laboratory

Dataset: Z:\Projects\PFAS.PRO\Results\180822M2\180822M2-65.qld

Last Altered: Thursday, August 23, 2018 13:31:19 Pacific Daylight Time
Printed: Thursday, August 23, 2018 13:31:33 Pacific Daylight Time

Name: 180822M2_65, Date: 23-Aug-2018, Time: 05:00:02, ID: 1801808-08 Composite Brackett pickerel no. 2,3,4,5, Description: Composite Brackett pickerel no. 2,3,4,5,8

PFNA

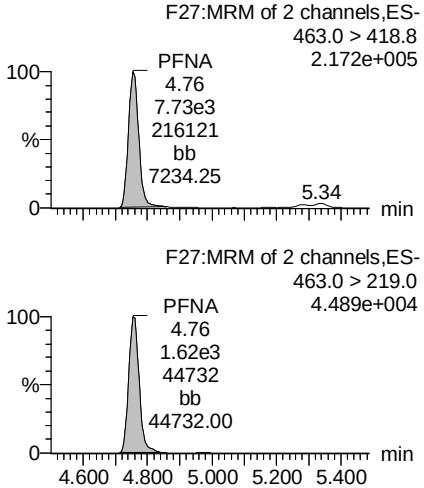

TCDA

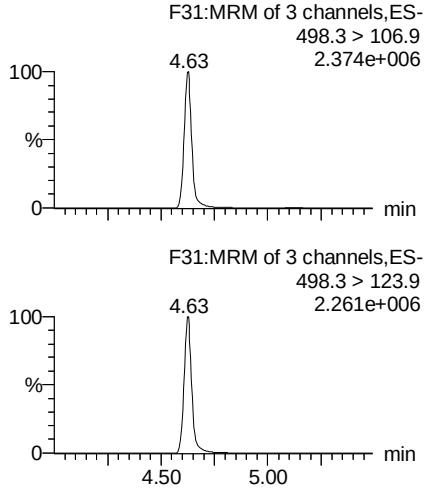

13C5-PFHxA

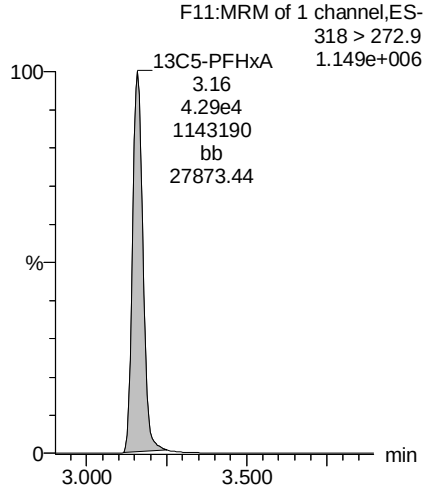

13C8-PFOA

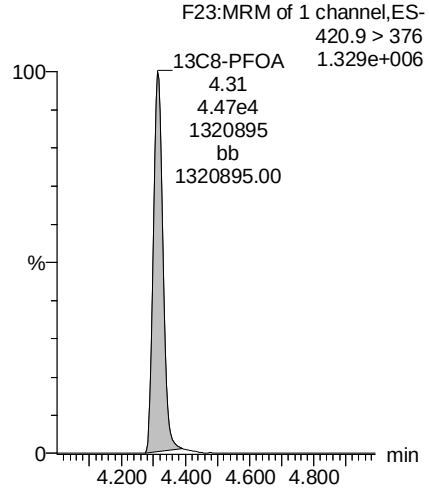

13C5-PFNA

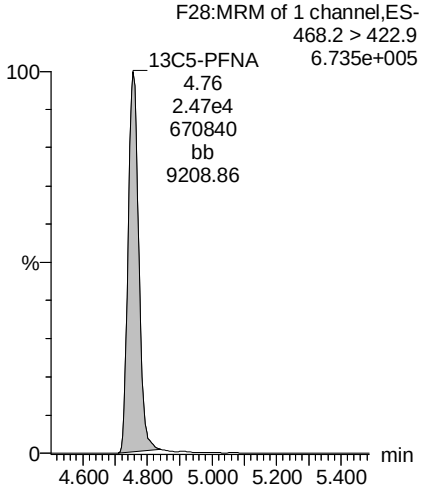

13C8-PFOS

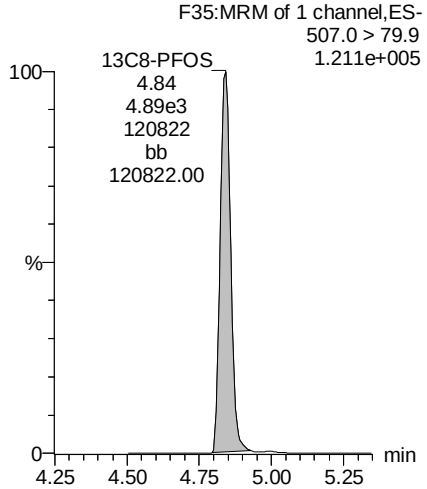

13C9-PFNA

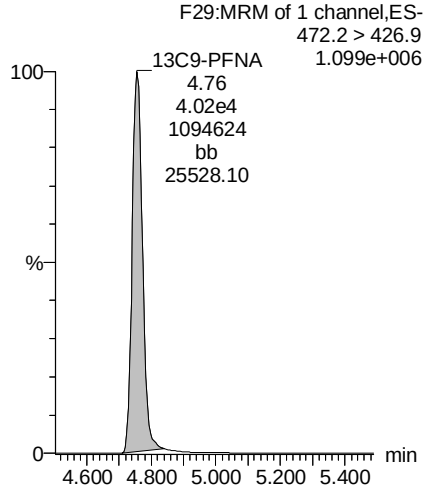

13C3-PFHxS

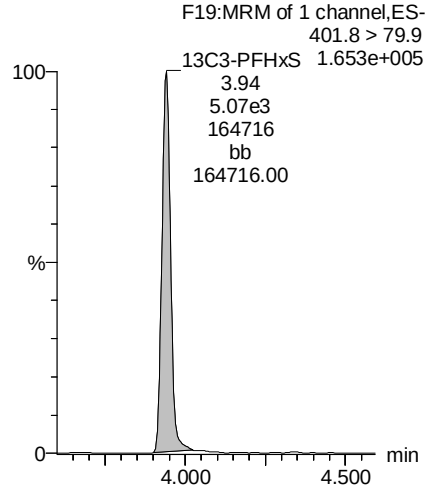

AD 8/23/18

Dataset: Z:\Projects\PFAS.PRO\Results\180822M2\180822M2-65.qld

Last Altered: Thursday, August 23, 2018 13:31:19 Pacific Daylight Time
Printed: Thursday, August 23, 2018 13:31:33 Pacific Daylight Time

Name: 180822M2_65, Date: 23-Aug-2018, Time: 05:00:02, ID: 1801808-08 Composite Brackett pickerel no. 2,3,4,5, Description: Composite Brackett pickerel no. 2,3,4,5,8

13C4-PFOS

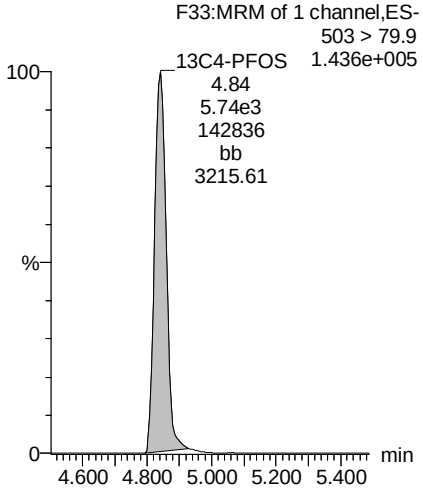

AD 8/23/18

Dataset: Z:\Projects\PFAS.PRO\Results\180822M2\180822M2-66.qld

Last Altered: Thursday, August 23, 2018 13:26:46 Pacific Daylight Time
Printed: Thursday, August 23, 2018 13:26:56 Pacific Daylight Time

Name: 180822M2_66, Date: 23-Aug-2018, Time: 05:10:40, ID: 1801808-09 Individual trout no. 1 2.05, Description: Individual trout no. 1

	#	Name	Trace	Area	IS Area	wt/vol	RRF	Pred.RT	RT	Response	Conc.	%Rec	Ion Ratio	Ratio Out?
1	3	PFBS	299.0 > 79.7		2.10e3	2.05		2.67						
2	7	PFHpA	363.0 > 318.9		1.61e4	2.05		3.79						
3	8	L-PFHxS	398.9 > 79.6	9.32e1	1.75e3	2.05	0.000	3.81	3.94	0.666	0.2063		1.972	NO
4	68	Total PFHxS	398.9 > 79.6	9.32e1	1.75e3	2.05		4.05		0.666	0.2063			
5	38	13C3-PFBS	302. > 98.8	2.10e3	4.35e4	2.05	0.0483	2.85	2.66	0.604	4.6002	75.4		
6	41	13C4-PFHpA	367.2 > 321.8	1.61e4	4.35e4	2.05	0.371	3.98	3.79	4.64	4.1905	68.7		
7	42	18O2-PFHxS	403.0 > 102.6	1.75e3	5.21e3	2.05	0.336	4.12	3.94	4.19	4.3031	70.6		
8	42	18O2-PFHxS	403.0 > 102.6	1.75e3	5.21e3	2.05	0.336	4.12	3.94	4.19	4.3031	70.6		
9	-1													
10	11	L-PFOA	412.9 > 368.9	2.19e2	2.42e4	2.05	0.000	4.32	4.31	0.113	0.0260		1.796	YES
11	69	Total PFOA	412.9 > 368.9	2.19e2	2.42e4	2.05		4.48		0.113	0.0260			
12	16	L-PFOS	498.9 > 79.9	1.87e3	5.22e3	2.05	0.000	4.87	4.84	4.46	2.3810		1.665	NO
13	70	Total PFOS	498.9 > 79.9	1.87e3	5.22e3	2.05		4.60		4.46	2.3810			
14	44	13C2-PFOA	414.9 > 369.7	2.42e4	4.69e4	2.05	0.516	4.50	4.32	6.45	3.9829	65.3		
15	44	13C2-PFOA	414.9 > 369.7	2.42e4	4.69e4	2.05	0.516	4.50	4.32	6.45	3.9829	65.3		
16	47	13C8-PFOS	507.0 > 79.9	5.22e3	5.90e3	2.05	0.885	5.02	4.84	11.1	5.0478	82.8		
17	47	13C8-PFOS	507.0 > 79.9	5.22e3	5.90e3	2.05	0.885	5.02	4.84	11.1	5.0478	82.8		
18	-1													
19	14	PFNA	463.0 > 418.8	4.46e2	2.67e4	2.05	0.000	4.94	4.76	0.209	0.0753		4.967	NO
20	73	TCDA	498.3>106.9			2.05		5.15						
21	61	13C5-PFHxA	318 > 272.9	4.35e4	4.35e4	2.05	1.00	3.34	3.16	12.5	6.0976	100.0		
22	63	13C8-PFOA	420.9 > 376	4.69e4	4.69e4	2.05	1.00	4.50	4.32	12.5	6.0976	100.0		
23	45	13C5-PFNA	468.2 > 422.9	2.67e4	4.14e4	2.05	0.645	4.94	4.76	8.06	4.0525	66.5		
24	47	13C8-PFOS	507.0 > 79.9	5.22e3	5.90e3	2.05	0.885	5.02	4.84	11.1	5.0478	82.8		
25	64	13C9-PFNA	472.2 > 426.9	4.14e4	4.14e4	2.05	1.00	4.94	4.76	12.5	6.0976	100.0		
26	62	13C3-PFHxS	401.8 > 79.9	5.21e3	5.21e3	2.05	1.00	4.12	3.94	12.5	6.0976	100.0		
27	65	13C4-PFOS	503 > 79.9	5.90e3	5.90e3	2.05	1.00	5.02	4.84	12.5	6.0976	100.0		

AD 8/23/18

Vista Analytical Laboratory

Dataset: Z:\Projects\PFAS.PRO\Results\180822M2\180822M2-66.qld

Last Altered: Thursday, August 23, 2018 13:26:46 Pacific Daylight Time
Printed: Thursday, August 23, 2018 13:26:56 Pacific Daylight Time

Method: Z:\Projects\PFAS.PRO\MethDB\PFAS_FULL_80C_082218.mdb 23 Aug 2018 08:47:14
Calibration: Z:\Projects\PFAS.PRO\CurveDB\C18_VAL-PFAS_Q4_08-21-18.cdb 21 Aug 2018 15:24:02

Name: 180822M2_66, Date: 23-Aug-2018, Time: 05:10:40, ID: 1801808-09 Individual trout no. 1 2.05, Description: Individual trout no. 1

PFBS

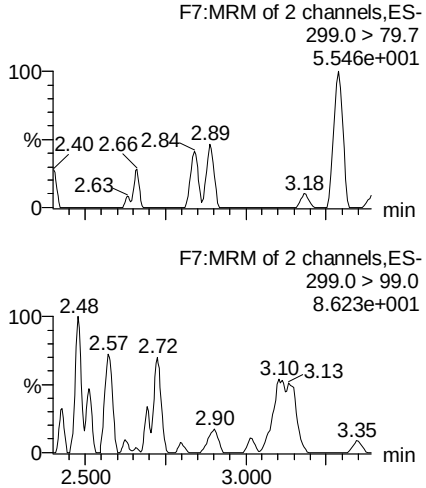

PFHpA

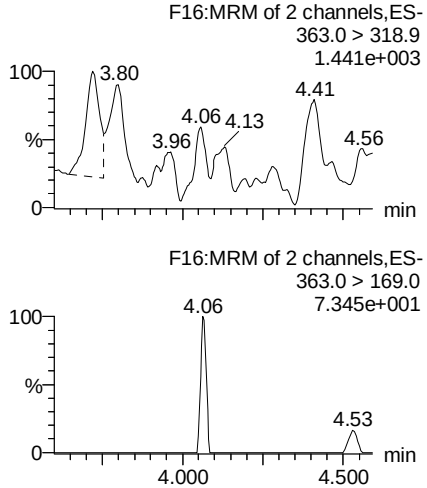

L-PFHxS

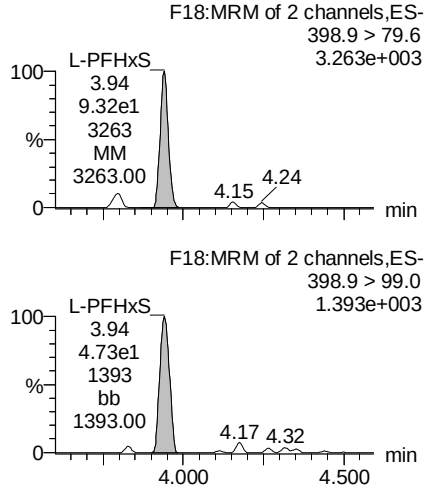

Total PFHxS

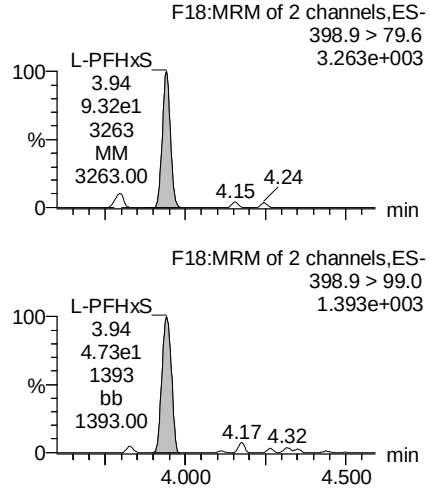

13C3-PFBS

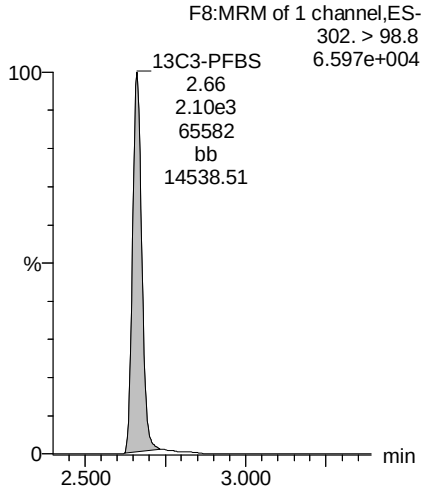

13C4-PFHpA

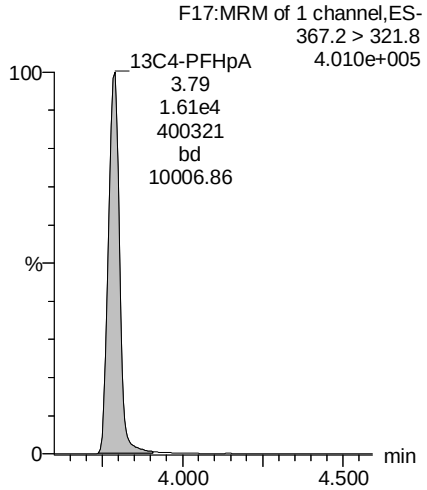

18O2-PFHxS

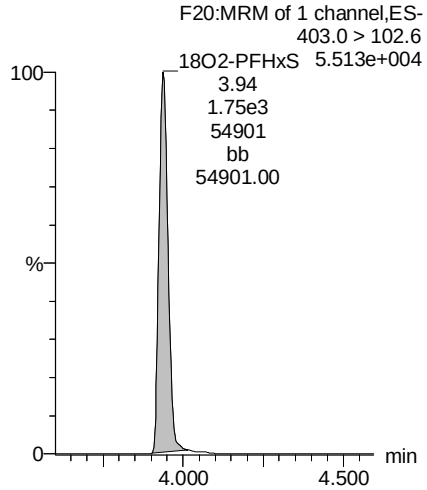

18O2-PFHxS

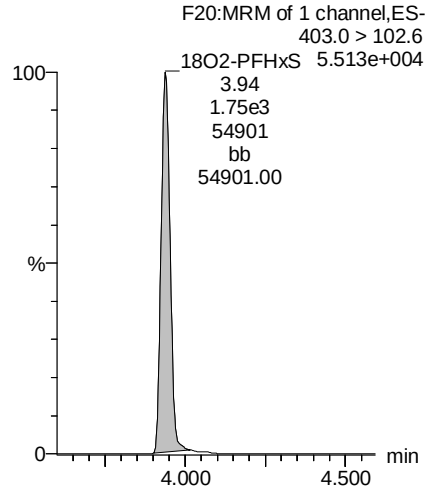

AD 8/23/18

Vista Analytical Laboratory

Dataset: Z:\Projects\PFAS.PRO\Results\180822M2\180822M2-66.qld

Last Altered: Thursday, August 23, 2018 13:26:46 Pacific Daylight Time
Printed: Thursday, August 23, 2018 13:26:56 Pacific Daylight Time

Name: 180822M2_66, Date: 23-Aug-2018, Time: 05:10:40, ID: 1801808-09 Individual trout no. 1 2.05, Description: Individual trout no. 1

L-PFOA

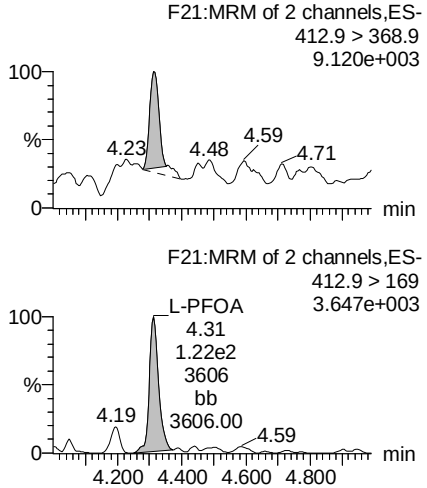

Total PFOA

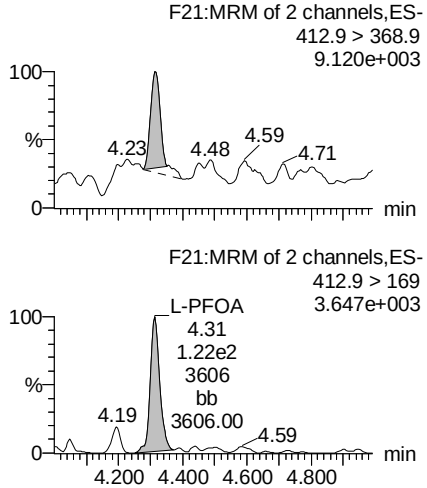

L-PFOS

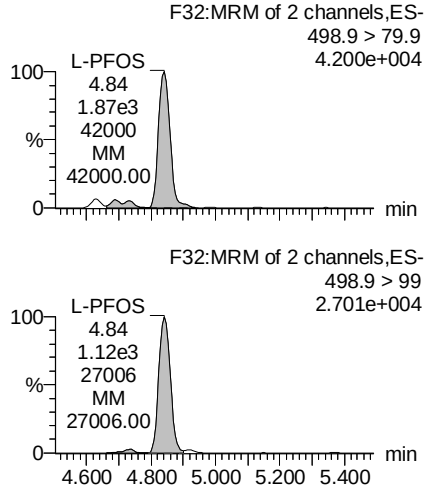

Total PFOS

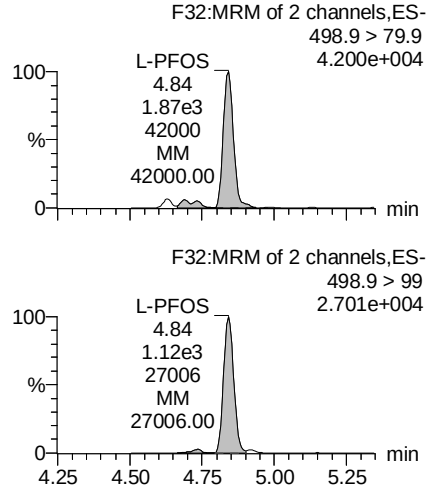

13C2-PFOA

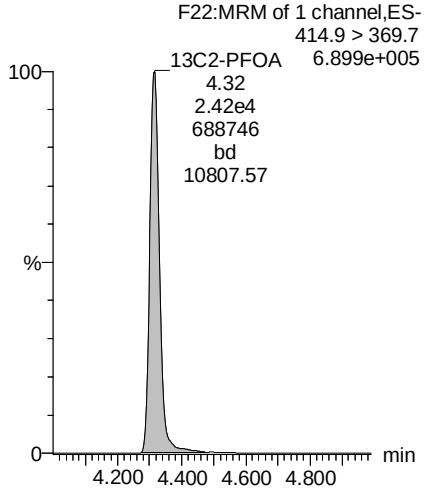

13C2-PFOA

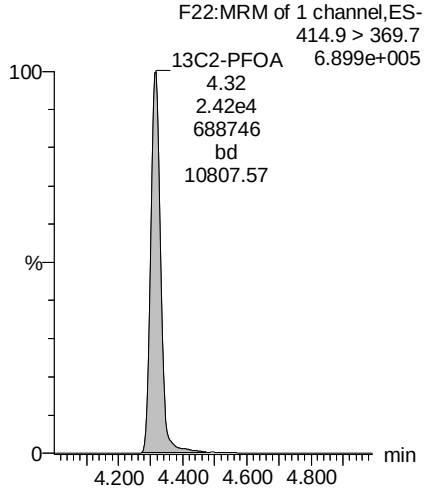

13C8-PFOS

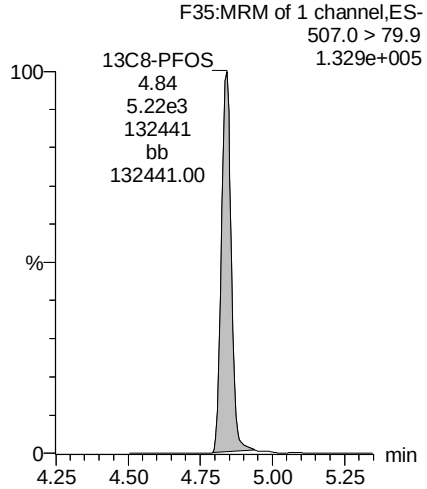

13C8-PFOS

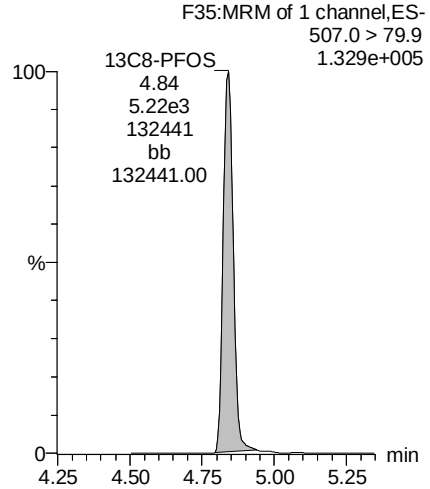

AD 8/23/18

Vista Analytical Laboratory

Dataset: Z:\Projects\PFAS.PRO\Results\180822M2\180822M2-66.qld

Last Altered: Thursday, August 23, 2018 13:26:46 Pacific Daylight Time
Printed: Thursday, August 23, 2018 13:26:56 Pacific Daylight Time

Name: 180822M2_66, Date: 23-Aug-2018, Time: 05:10:40, ID: 1801808-09 Individual trout no. 1 2.05, Description: Individual trout no. 1

PFNA

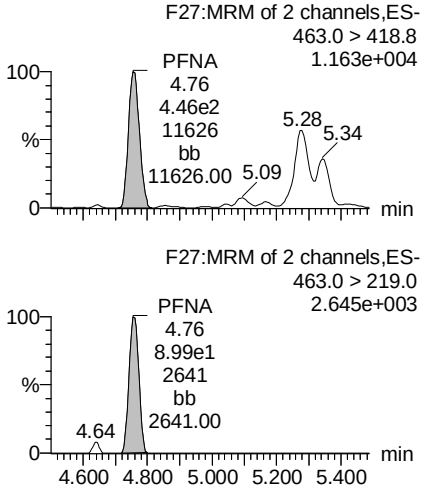

TCDA

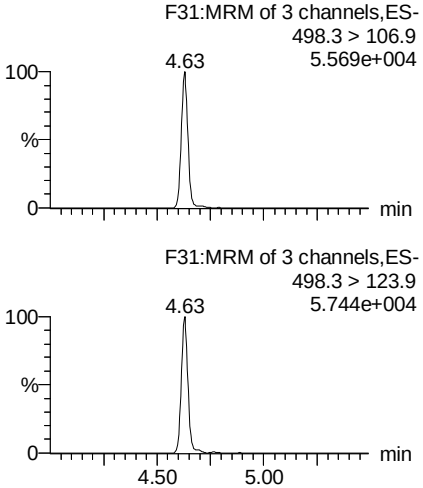

13C5-PFHxA

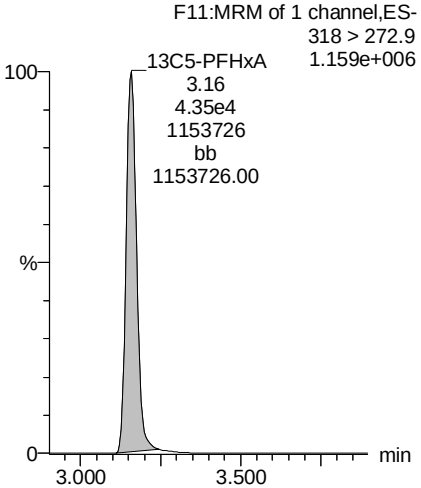

13C8-PFOA

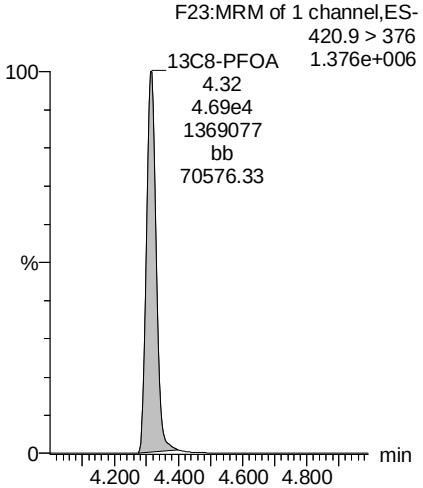

13C5-PFNA

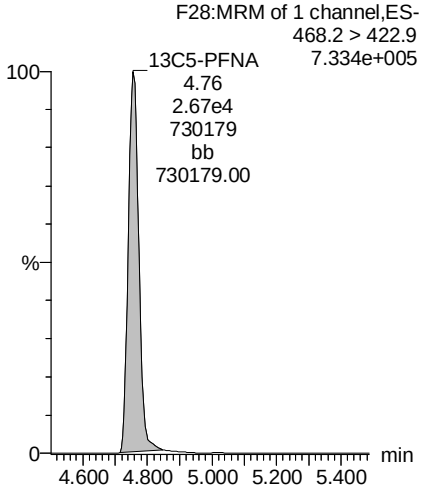

13C8-PFOS

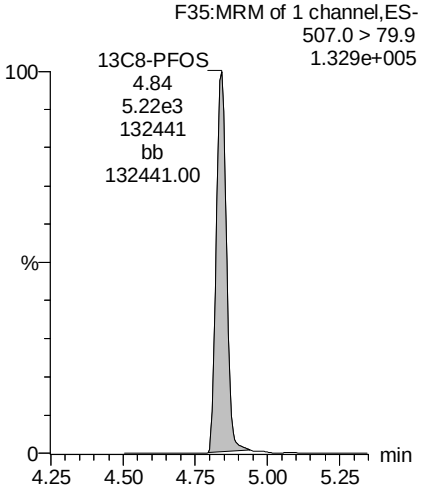

13C9-PFNA

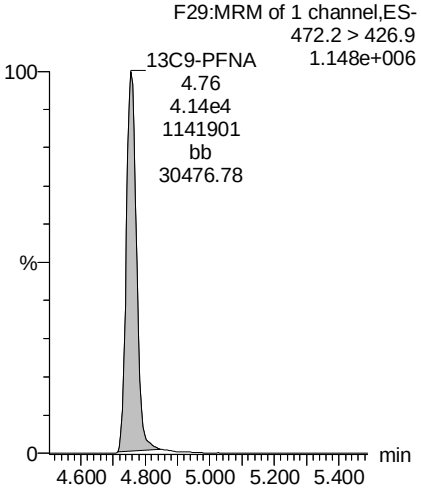

13C3-PFHxS

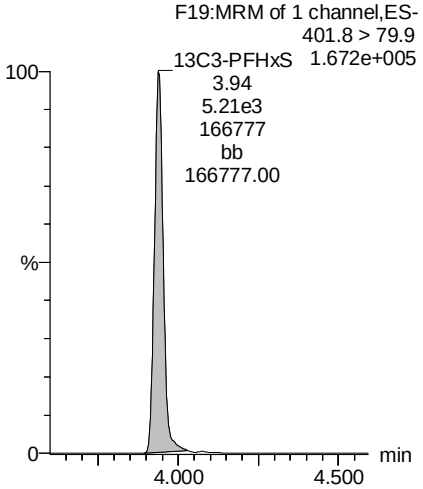

AD 8/23/18

Dataset: Z:\Projects\PFAS.PRO\Results\180822M2\180822M2-66.qld

Last Altered: Thursday, August 23, 2018 13:26:46 Pacific Daylight Time
Printed: Thursday, August 23, 2018 13:26:56 Pacific Daylight Time

Name: 180822M2_66, Date: 23-Aug-2018, Time: 05:10:40, ID: 1801808-09 Individual trout no. 1 2.05, Description: Individual trout no. 1

13C4-PFOS

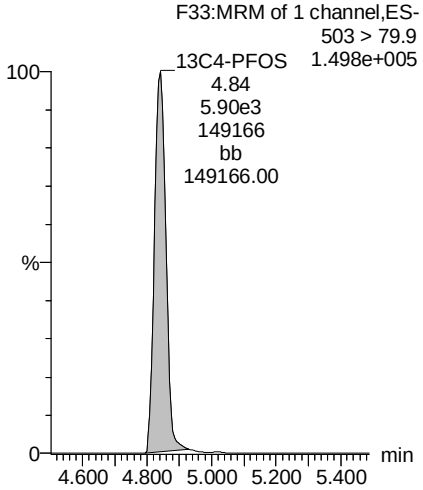

AD 8/23/18

Vista Analytical Laboratory

Dataset: Z:\Projects\PFAS.PRO\Results\180822M2\180822M2-67.qld

Last Altered: Thursday, August 23, 2018 13:29:34 Pacific Daylight Time
Printed: Thursday, August 23, 2018 13:29:55 Pacific Daylight Time

Name: 180822M2_67, Date: 23-Aug-2018, Time: 05:21:12, ID: 1801808-10 Composite trout no. 2,3,4 2.04, Description: Composite trout no. 2,3,4

	#	Name	Trace	Area	IS Area	wt/vol	RRF	Pred.RT	RT	Response	Conc.	%Rec	Ion Ratio	Ratio Out?
1	3	PFBS	299.0 > 79.7		1.87e3	2.04		2.67						
2	7	PFHpA	363.0 > 318.9		1.39e4	2.04		3.79						
3	8	L-PFHxS	398.9 > 79.6	2.43e1	1.70e3	2.04	0.000	3.81	3.94	0.179	0.0636		1.295	NO
4	68	Total PFHxS	398.9 > 79.6	2.43e1	1.70e3	2.04		4.05		0.179	0.0636			
5	38	13C3-PFBS	302. > 98.8	1.87e3	4.07e4	2.04	0.0458	2.85	2.66	0.573	4.3812	71.5		
6	41	13C4-PFHpA	367.2 > 321.8	1.39e4	4.07e4	2.04	0.341	3.98	3.79	4.27	3.8733	63.2		
7	42	18O2-PFHxS	403.0 > 102.6	1.70e3	4.97e3	2.04	0.341	4.12	3.94	4.27	4.3994	71.8		
8	42	18O2-PFHxS	403.0 > 102.6	1.70e3	4.97e3	2.04	0.341	4.12	3.94	4.27	4.3994	71.8		
9	-1													
10	11	L-PFOA	412.9 > 368.9	5.73e2	2.22e4	2.04	0.000	4.32	4.32	0.324	0.1332		2.413	NO
11	69	Total PFOA	412.9 > 368.9	5.73e2	2.22e4	2.04		4.48		0.324	0.1332			
12	16	L-PFOS	498.9 > 79.9	4.35e3	4.76e3	2.04	0.000	4.87	4.84	11.4	6.1015		1.638	NO
13	70	Total PFOS	498.9 > 79.9	4.35e3	4.76e3	2.04		4.60		11.4	6.1015			
14	44	13C2-PFOA	414.9 > 369.7	2.22e4	4.26e4	2.04	0.520	4.50	4.31	6.50	4.0295	65.8		
15	44	13C2-PFOA	414.9 > 369.7	2.22e4	4.26e4	2.04	0.520	4.50	4.31	6.50	4.0295	65.8		
16	47	13C8-PFOS	507.0 > 79.9	4.76e3	6.04e3	2.04	0.788	5.02	4.84	9.85	4.5148	73.7		
17	47	13C8-PFOS	507.0 > 79.9	4.76e3	6.04e3	2.04	0.788	5.02	4.84	9.85	4.5148	73.7		
18	-1													
19	14	PFNA	463.0 > 418.8	7.61e3	2.42e4	2.04	0.000	4.94	4.76	3.94	1.6934		5.212	NO
20	73	TCDA	498.3>106.9	1.11e1		2.04	0.000	5.15	5.10	11.1	0.2300		1.707	NO
21	61	13C5-PFHxA	318 > 272.9	4.07e4	4.07e4	2.04	1.00	3.34	3.16	12.5	6.1275	100.0		
22	63	13C8-PFOA	420.9 > 376	4.26e4	4.26e4	2.04	1.00	4.50	4.31	12.5	6.1275	100.0		
23	45	13C5-PFNA	468.2 > 422.9	2.42e4	3.82e4	2.04	0.633	4.94	4.76	7.91	3.9961	65.2		
24	47	13C8-PFOS	507.0 > 79.9	4.76e3	6.04e3	2.04	0.788	5.02	4.84	9.85	4.5148	73.7		
25	64	13C9-PFNA	472.2 > 426.9	3.82e4	3.82e4	2.04	1.00	4.94	4.76	12.5	6.1275	100.0		
26	62	13C3-PFHxS	401.8 > 79.9	4.97e3	4.97e3	2.04	1.00	4.12	3.94	12.5	6.1275	100.0		
27	65	13C4-PFOS	503 > 79.9	6.04e3	6.04e3	2.04	1.00	5.02	4.84	12.5	6.1275	100.0		

AD 8/23/18

Vista Analytical Laboratory

Dataset: Z:\Projects\PFAS.PRO\Results\180822M2\180822M2-67.qld

Last Altered: Thursday, August 23, 2018 13:29:34 Pacific Daylight Time
Printed: Thursday, August 23, 2018 13:29:55 Pacific Daylight Time

Method: Z:\Projects\PFAS.PRO\MethDB\PFAS_FULL_80C_082218.mdb 23 Aug 2018 08:47:14
Calibration: Z:\Projects\PFAS.PRO\CurveDB\C18_VAL-PFAS_Q4_08-21-18.cdb 21 Aug 2018 15:24:02

Name: 180822M2_67, Date: 23-Aug-2018, Time: 05:21:12, ID: 1801808-10 Composite trout no. 2,3,4 2.04, Description: Composite trout no. 2,3,4

PFBS

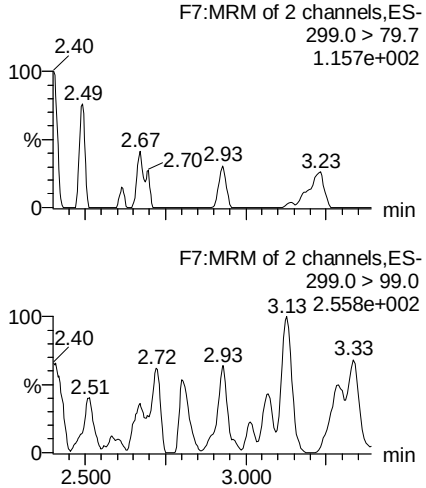

PFHpA

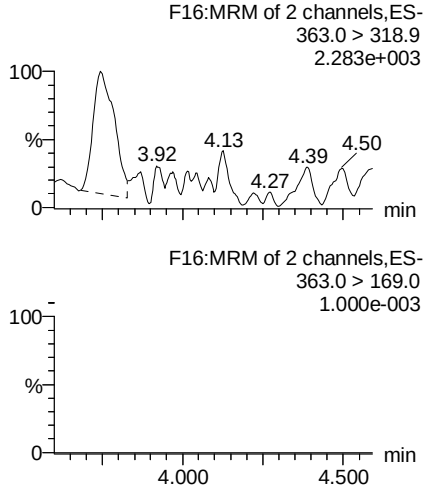

L-PFHxS

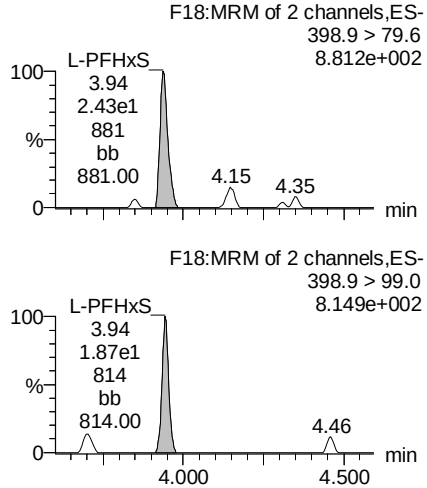

Total PFHxS

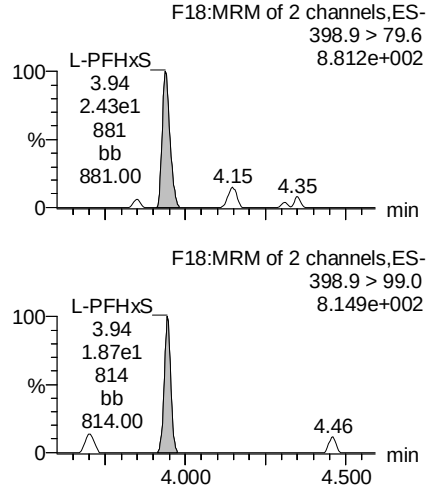

13C3-PFBS

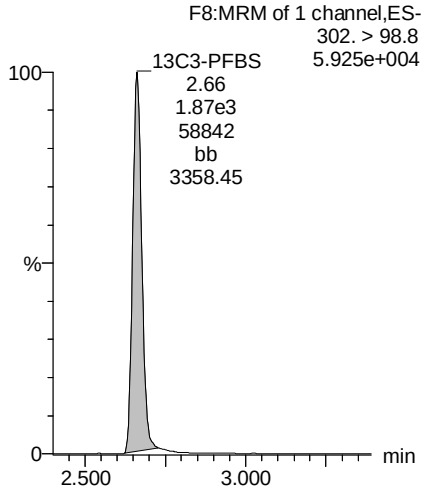

13C4-PFHpA

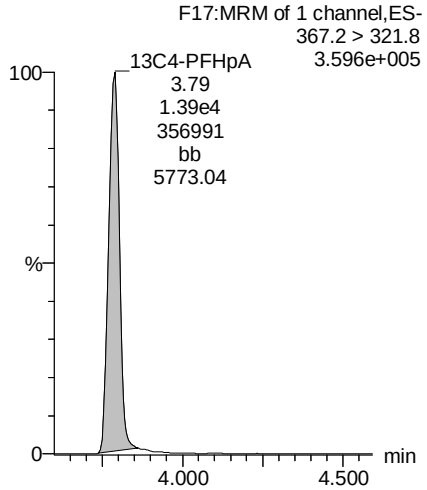

18O2-PFHxS

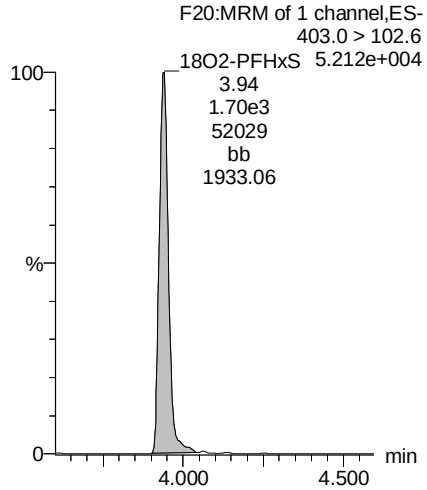

18O2-PFHxS

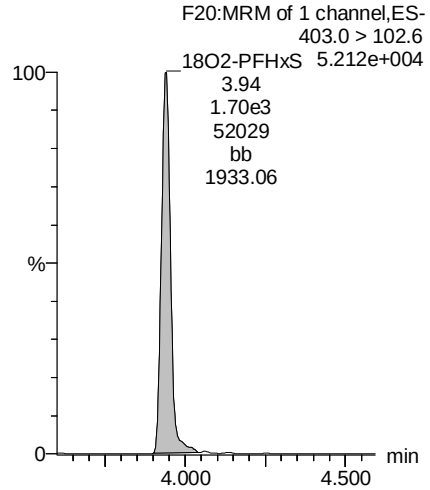

AD 8/23/18

Vista Analytical Laboratory

Dataset: Z:\Projects\PFAS.PRO\Results\180822M2\180822M2-67.qld

Last Altered: Thursday, August 23, 2018 13:29:34 Pacific Daylight Time
Printed: Thursday, August 23, 2018 13:29:55 Pacific Daylight Time

Name: 180822M2_67, Date: 23-Aug-2018, Time: 05:21:12, ID: 1801808-10 Composite trout no. 2,3,4 2.04, Description: Composite trout no. 2,3,4

L-PFOA

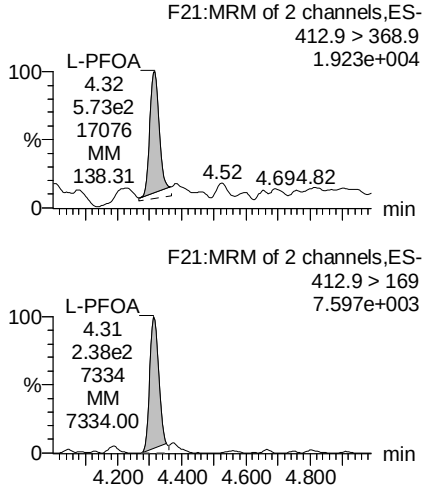

Total PFOA

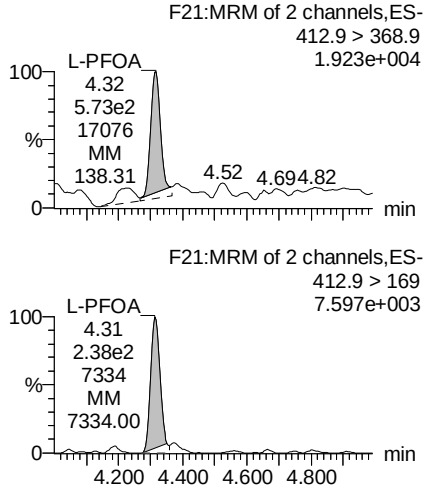

L-PFOS

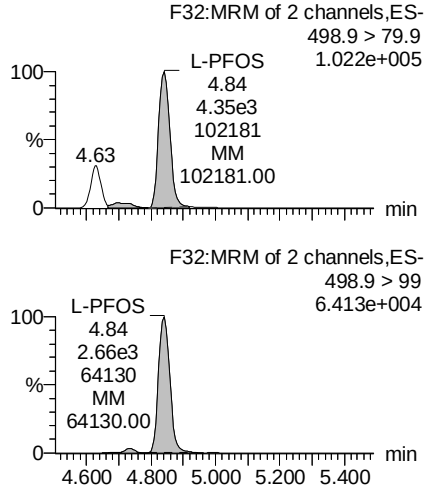

Total PFOS

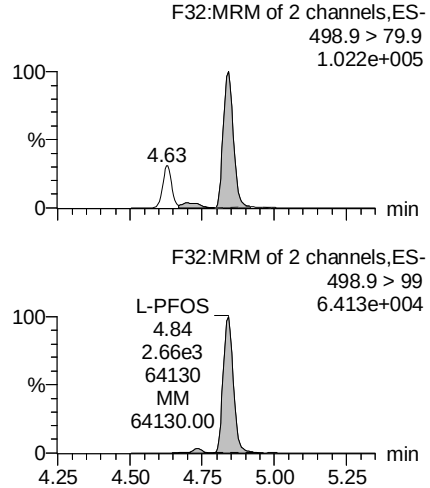

13C2-PFOA

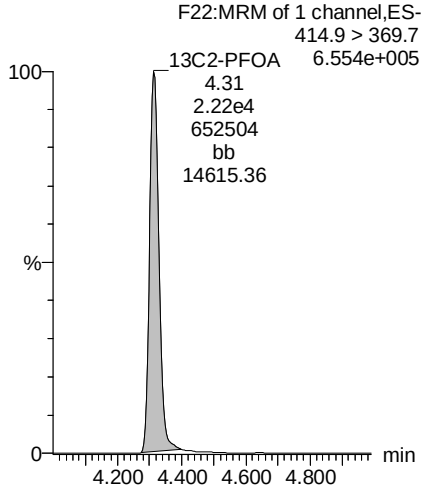

13C2-PFOA

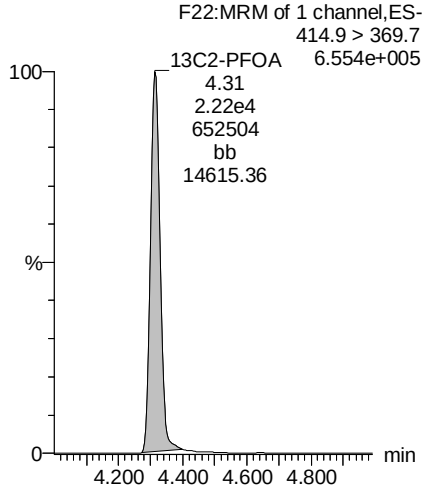

13C8-PFOS

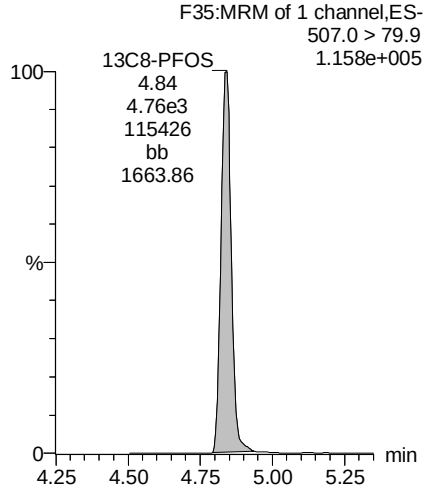

13C8-PFOS

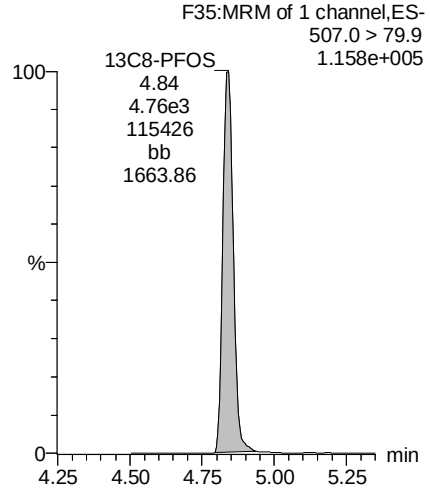

AD 8/23/18

Dataset: Z:\Projects\PFAS.PRO\Results\180822M2\180822M2-67.qld

Last Altered: Thursday, August 23, 2018 13:29:34 Pacific Daylight Time
Printed: Thursday, August 23, 2018 13:29:55 Pacific Daylight Time

Name: 180822M2_67, Date: 23-Aug-2018, Time: 05:21:12, ID: 1801808-10 Composite trout no. 2,3,4 2.04, Description: Composite trout no. 2,3,4

PFNA

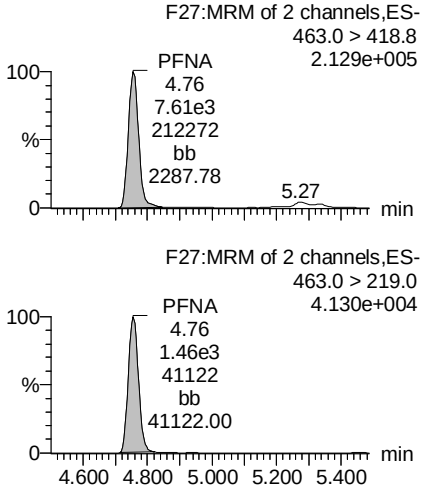

TCDA

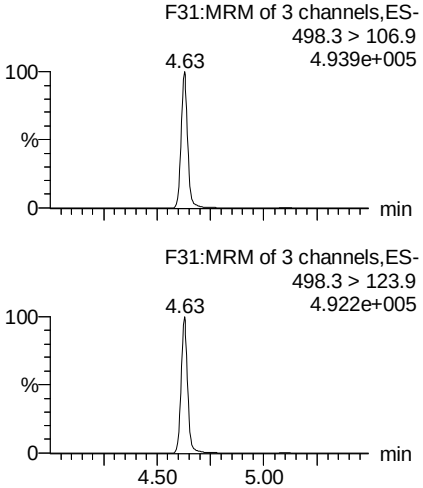

13C5-PFHxA

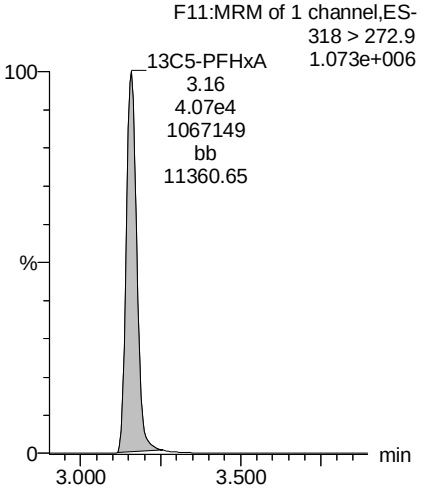

13C8-PFOA

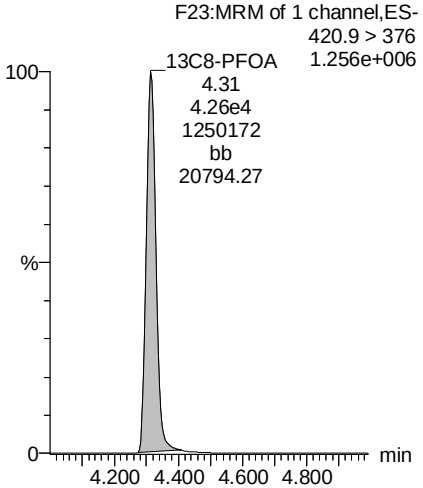

13C5-PFNA

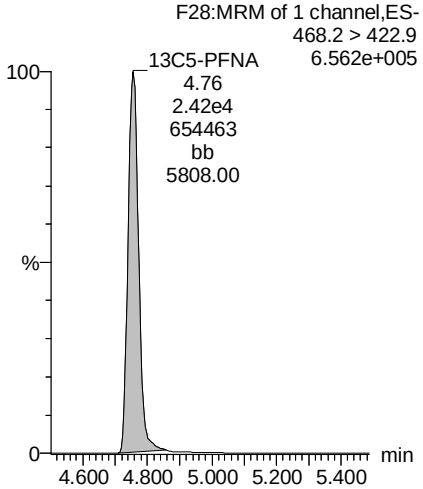

13C8-PFOS

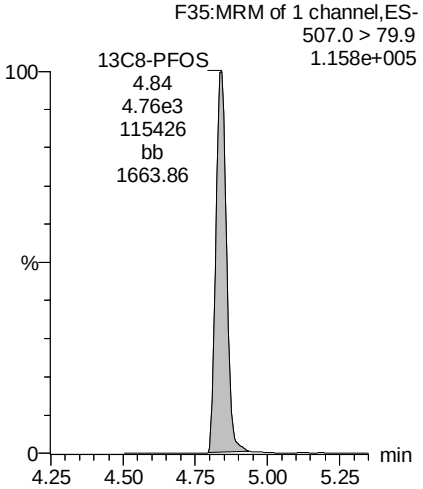

13C9-PFNA

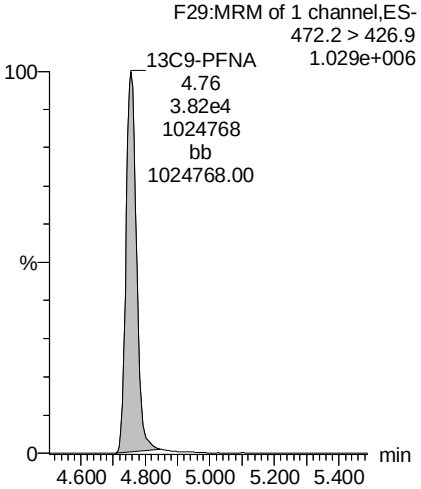

13C3-PFHxS

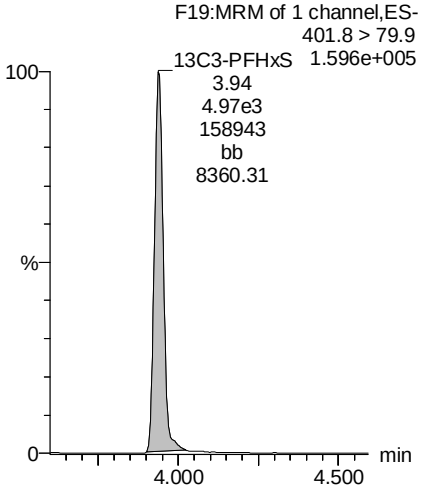

AD 8/23/18

Dataset: Z:\Projects\PFAS.PRO\Results\180822M2\180822M2-67.qld

Last Altered: Thursday, August 23, 2018 13:29:34 Pacific Daylight Time
Printed: Thursday, August 23, 2018 13:29:55 Pacific Daylight Time

Name: 180822M2_67, Date: 23-Aug-2018, Time: 05:21:12, ID: 1801808-10 Composite trout no. 2,3,4 2.04, Description: Composite trout no. 2,3,4

13C4-PFOS

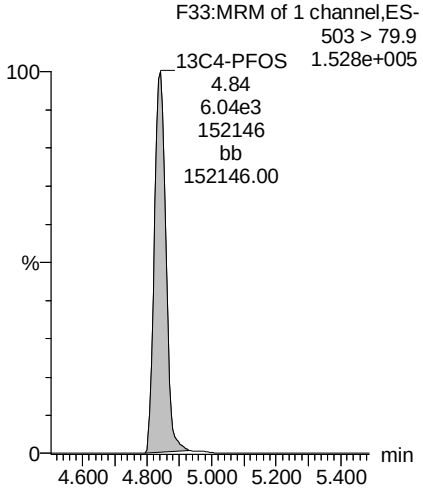

AD 8/23/18

Sample Data – PFAS Isotope Dilution Method

Vista Analytical Laboratory

Dataset: Z:\Projects\PFAS.PRO\Results\180822M2\180822M2-36.qld

Last Altered: Thursday, August 23, 2018 14:30:07 Pacific Daylight Time
Printed: Thursday, August 23, 2018 14:44:23 Pacific Daylight Time

Name: 180822M2_36, Date: 22-Aug-2018, Time: 23:52:58, ID: B8H0017-BLK1 Method Blank 0.25, Description: Method Blank

	#	Name	Trace	Area	IS Area	wt/vol	RRF	RT	Respon...	Conc.	%Rec	Ion Ratio	Ratio Out?
1	1	PFBA	213.0 > 168.8		1.54e4	0.250							
2	2	PFPeA	263.1 > 218.9		2.18e4	0.250							
3	3	PFBS	299.0 > 79.7		3.07e3	0.250							
4	4	4:2 FTS	327.2>307.2		5.51e3	0.250							
5	5	PFHxA	313 > 269		1.36e4	0.250							
6	36	13C3-PFBA	216.1 > 171.8	1.54e4	1.81e4	0.250	0.850	1.37	10.6	54.2532	108.5		
7	37	13C3-PFPeA	266. > 221.8	2.18e4	3.26e4	0.250	0.670	2.37	8.37	55.2656	110.5		
8	38	13C3-PFBS	302. > 98.8	3.07e3	3.26e4	0.250	0.0943	2.67	1.18	73.5933	147.2		
9	39	13C2-4:2 FTS	329.2>308.9	5.51e3	3.26e4	0.250	0.169	3.08	2.11	60.0349	120.1		
10	40	13C2-PFHxA	315 > 270	1.36e4	3.26e4	0.250	1.04	3.17	5.21	21.7686	108.8		
11	-1												
12	6	PFPeS	349.1>80.1		3.07e3	0.250							
13	7	PFHpA	363.0 > 318.9		1.97e4	0.250							
14	8	L-PFHxS	398.9 > 79.6	5.94e0	2.60e3	0.250	0.000	3.96	0.0286	0.1586		3.21	YES
15	68	Total PFHxS	398.9 > 79.6	5.94e0	2.60e3	0.250			0.0286	0.1586			
16	10	6:2 FTS	427.1 > 407	1.94e1	5.87e3	0.250	0.000	4.27	0.0414	0.1717		3.91	YES
17	38	13C3-PFBS	302. > 98.8	3.07e3	3.26e4	0.250	0.0943	2.67	1.18	73.5933	147.2		
18	41	13C4-PFHpA	367.2 > 321.8	1.97e4	3.26e4	0.250	0.605	3.80	7.56	56.0133	112.0		
19	42	18O2-PFHxS	403.0 > 102.6	2.60e3	5.05e3	0.250	0.515	3.95	6.43	54.1150	108.2		
20	42	18O2-PFHxS	403.0 > 102.6	2.60e3	5.05e3	0.250	0.515	3.95	6.43	54.1150	108.2		
21	43	13C2-6:2 FTS	429.1 > 408.9	5.87e3	3.68e4	0.250	0.160	4.27	1.99	58.4450	116.9		
22	-1												
23	11	L-PFOA	412.9 > 368.9	1.77e2	3.04e4	0.250	0.000	4.33	0.0729	0.0462		4.55	YES
24	69	Total PFOA	412.9 > 368.9	1.77e2	3.04e4	0.250			0.0729	0.0462			
25	13	PFHpS	449 > 80.0		6.30e3	0.250							
26	16	L-PFOS	498.9 > 79.9	7.34e0	6.30e3	0.250	0.000	4.76	0.0146	0.1468		2.22	NO
27	70	Total PFOS	498.9 > 79.9	7.34e0	6.30e3	0.250			0.0146	0.1468			
28	44	13C2-PFOA	414.9 > 369.7	3.04e4	3.68e4	0.250	0.828	4.33	10.3	52.3789	104.8		
29	44	13C2-PFOA	414.9 > 369.7	3.04e4	3.68e4	0.250	0.828	4.33	10.3	52.3789	104.8		
30	47	13C8-PFOS	507.0 > 79.9	6.30e3	5.61e3	0.250	1.12	4.85	14.0	52.4487	104.9		
31	47	13C8-PFOS	507.0 > 79.9	6.30e3	5.61e3	0.250	1.12	4.85	14.0	52.4487	104.9		
32	47	13C8-PFOS	507.0 > 79.9	6.30e3	5.61e3	0.250	1.12	4.85	14.0	52.4487	104.9		
33	-1												
34	14	PFNA	463.0 > 418.8		2.89e4	0.250							
35	15	PFOSA	498 > 77.9		4.19e3	0.250							
36	18	PFDA	513 > 468.8	6.27e1	2.68e4	0.250	0.000	5.15	0.0292	0.0565		27.0	YES

AD 8/23/2018

Dataset: Z:\Projects\PFAS.PRO\Results\180822M2\180822M2-36.qld

Last Altered: Thursday, August 23, 2018 14:30:07 Pacific Daylight Time
Printed: Thursday, August 23, 2018 14:44:23 Pacific Daylight Time

Name: 180822M2_36, Date: 22-Aug-2018, Time: 23:52:58, ID: B8H0017-BLK1 Method Blank 0.25, Description: Method Blank

	#	Name	Trace	Area	IS Area	wt/vol	RRF	RT	Respon...	Conc.	%Rec	Ion Ratio	Ratio Out?
37	19	8:2 FTS	527 > 506.9		4.80e3	0.250							
38	20	PFNS	549.1 > 80.1		6.30e3	0.250							
39	45	13C5-PFNA	468.2 > 422.9	2.89e4	3.31e4	0.250	0.875	4.77	10.9	45.0730	90.1		
40	46	13C8-PFOSA	506.1 > 77.7	4.19e3	3.91e4	0.250	0.107	4.83	1.34	28.6381	57.3		
41	48	13C2-PFDA	515.1 > 469.9	2.68e4	3.34e4	0.250	0.802	5.15	10.0	43.1019	86.2		
42	49	13C2-8:2 FTS	529.1 > 508.7	4.80e3	3.68e4	0.250	0.130	5.12	1.63	56.9667	113.9		
43	47	13C8-PFOS	507.0 > 79.9	6.30e3	5.61e3	0.250	1.12	4.85	14.0	52.4487	104.9		
44	-1												
45	21	L-MeFOSAA	570 > 419		6.81e3	0.250							
46	71	Total N-MeFOSAA	570. > 419	0.00e0	6.81e3	0.250			0.000				
47	23	L-EtFOSAA	584.1 > 419		7.98e3	0.250							
48	72	Total N-EtFOSAA	584.1 > 419	0.00e0	7.98e3	0.250			0.000				
49	25	PFUdA	563.0 > 518.9	9.79e1	3.00e4	0.250	0.000	5.48	0.0408	0.0552		68.5	YES
50	50	d3-N-MeFOSAA	573.3 > 419	6.81e3	3.91e4	0.250	0.174	5.30	2.18	36.1895	72.4		
51	50	d3-N-MeFOSAA	573.3 > 419	6.81e3	3.91e4	0.250	0.174	5.30	2.18	36.1895	72.4		
52	52	d5-N-EtFOSAA	589.3 > 419	7.98e3	3.91e4	0.250	0.204	5.45	2.55	37.3408	74.7		
53	52	d5-N-EtFOSAA	589.3 > 419	7.98e3	3.91e4	0.250	0.204	5.45	2.55	37.3408	74.7		
54	51	13C2-PFUdA	565 > 519.8	3.00e4	3.91e4	0.250	0.767	5.48	9.58	39.6166	79.2		
55	-1												
56	26	PFDS	598.8 > 79.9		6.30e3	0.250							
57	27	PFDoA	612.9 > 569.0	5.07e1	3.00e4	0.250	0.000	5.76	0.0211			45.3	YES
58	29	PFTrDA	662.9 > 618.9		3.00e4	0.250							
59	30	PFTeDA	712.8 > 669.0		2.14e4	0.250							
60	28	N-MeFOSA	512.1 > 168.9			0.250							
61	51	13C2-PFUdA	565 > 519.8	3.00e4	3.91e4	0.250	0.767	5.48	9.58	39.6166	79.2		
62	53	13C2-PFDoA	615.0 > 569.7	3.00e4	3.34e4	0.250	0.896	5.76	11.2	41.0334	82.1		
63	53	13C2-PFDoA	615.0 > 569.7	3.00e4	3.34e4	0.250	0.896	5.76	11.2	41.0334	82.1		
64	55	13C2-PFTeDA	714.8 > 669.6	2.14e4	3.91e4	0.250	0.548	6.22	6.85	43.1431	86.3		
65	54	d3-N-MeFOSA	515.2 > 168.9		3.91e4	0.250							
66	-1												
67	31	N-EtFOSA	526.1 > 168.9			0.250							
68	32	PFHxDA	813.1 > 768.6	1.10e2	1.25e4	0.250	0.000	6.55	0.0439			78.9	YES
69	33	PFODA	913.1 > 868.8		1.25e4	0.250							
70	34	N-MeFOSE	616.1 > 58.9			0.250							
71	35	N-EtFOSE	630.1 > 58.9			0.250							
72	56	d5-N-ETFOSA	531.1 > 168.9		3.91e4	0.250							

AD 8/23/2018

Dataset: Z:\Projects\PFAS.PRO\Results\180822M2\180822M2-36.qld

Last Altered: Thursday, August 23, 2018 14:30:07 Pacific Daylight Time
Printed: Thursday, August 23, 2018 14:44:23 Pacific Daylight Time

Name: 180822M2_36, Date: 22-Aug-2018, Time: 23:52:58, ID: B8H0017-BLK1 Method Blank 0.25, Description: Method Blank

	#	Name	Trace	Area	IS Area	wt/vol	RRF	RT	Respon...	Conc.	%Rec	Ion Ratio	Ratio Out?
73	57	13C2-PFHxDA	815 > 769.7	1.25e4	3.91e4	0.250	0.801	6.55	4.01	20.0347	100.2		
74	57	13C2-PFHxDA	815 > 769.7	1.25e4	3.91e4	0.250	0.801	6.55	4.01	20.0347	100.2		
75	58	d7-N-MeFOSE	623.1 > 58.9		3.91e4	0.250							
76	59	d9-N-EtFOSE	639.2 > 58.8		3.91e4	0.250							
77	-1												
78	73	TCDA	498.3>106.9			0.250							
79	61	13C5-PFHxA	318 > 272.9	3.26e4	3.26e4	0.250	1.00	3.17	12.5	50.0000	100.0		
80	60	13C4-PFBA	217. > 172	1.81e4	1.81e4	0.250	1.00	1.37	12.5	50.0000	100.0		
81	62	13C3-PFHxS	401.8 > 79.9	5.05e3	5.05e3	0.250	1.00	3.95	12.5	50.0000	100.0		
82	63	13C8-PFOA	420.9 > 376	3.68e4	3.68e4	0.250	1.00	4.33	12.5	50.0000	100.0		
83	47	13C8-PFOS	507.0 > 79.9	6.30e3	5.61e3	0.250	1.12	4.85	14.0	52.4487	104.9		
84	64	13C9-PFNA	472.2 > 426.9	3.31e4	3.31e4	0.250	1.00	4.77	12.5	50.0000	100.0		
85	65	13C4-PFOS	503 > 79.9	5.61e3	5.61e3	0.250	1.00	4.86	12.5	50.0000	100.0		
86	66	13C6-PFDA	519.1 > 473.7	3.34e4	3.34e4	0.250	1.00	5.15	12.5	50.0000	100.0		
87	67	13C7-PFUdA	570.1 > 524.8	3.91e4	3.91e4	0.250	1.00	5.48	12.5	50.0000	100.0		

AD 8/23/2018

Vista Analytical Laboratory

Dataset: Z:\Projects\PFAS.PRO\Results\180822M2\180822M2-36.qld

Last Altered: Thursday, August 23, 2018 14:30:07 Pacific Daylight Time
Printed: Thursday, August 23, 2018 14:44:23 Pacific Daylight Time

Method: Z:\Projects\PFAS.PRO\MethDB\PFAS_FULL_80C_082218.mdb 23 Aug 2018 08:47:14
Calibration: Z:\Projects\PFAS.PRO\CurveDB\C18_VAL-PFAS_Q4_08-21-18.cdb 21 Aug 2018 15:24:02

Name: 180822M2_36, Date: 22-Aug-2018, Time: 23:52:58, ID: B8H0017-BLK1 Method Blank 0.25, Description: Method Blank

PFBA

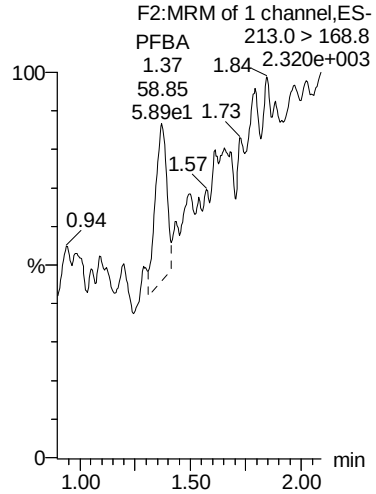

PFPeA

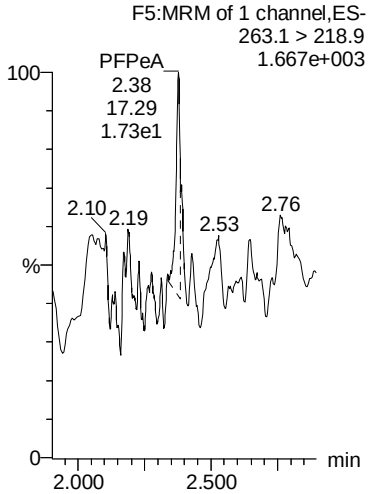

PFBS

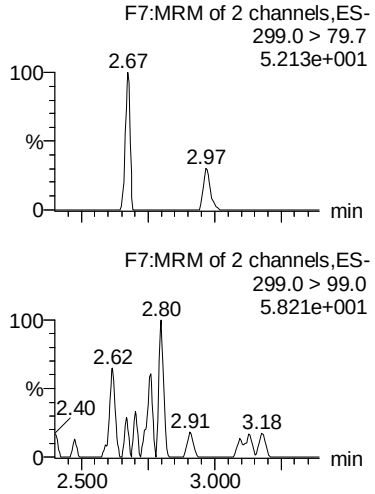

4:2 FTS

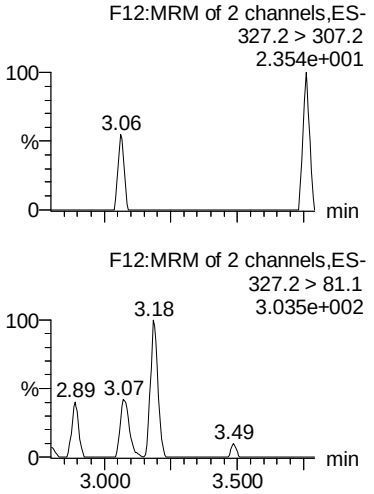

PFHxA

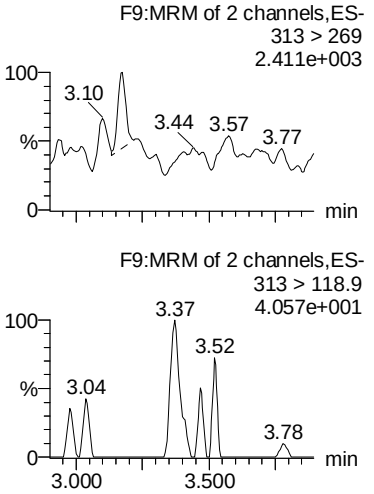

13C3-PFBA

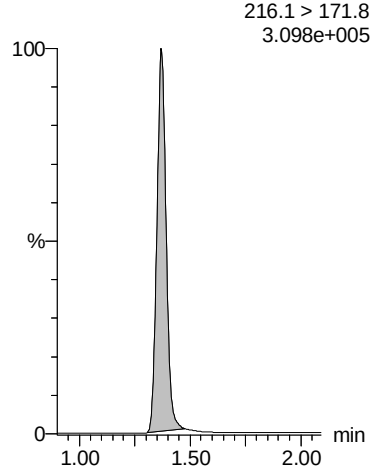

13C3-PFPeA

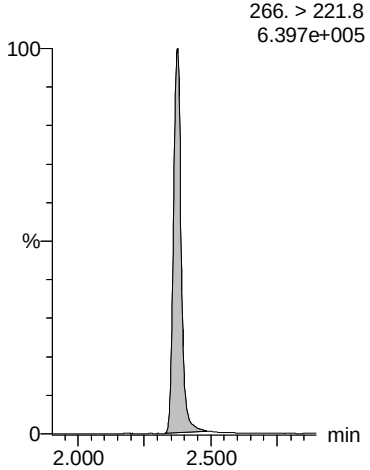

13C3-PFBS

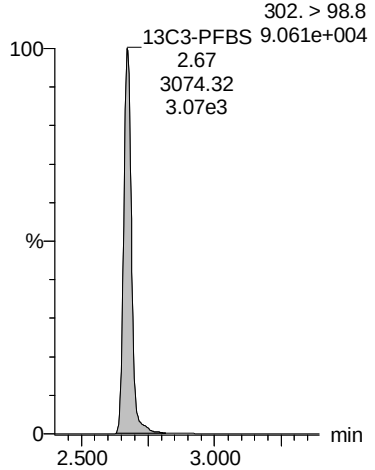

13C2-4:2 FTS

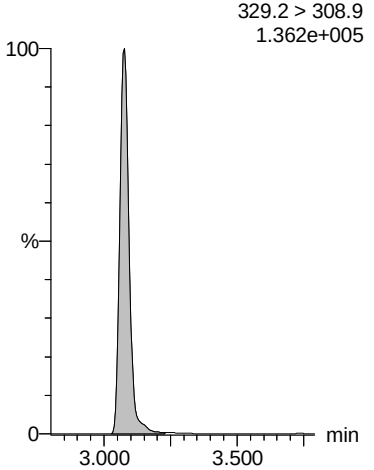

13C2-PFHxA

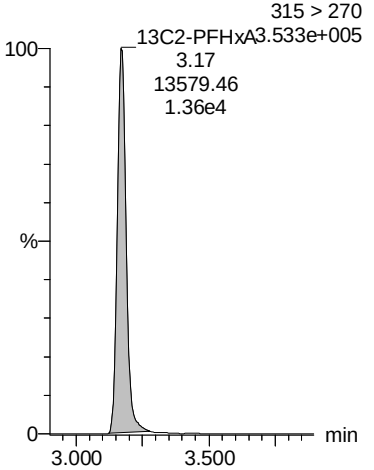

AD 8/23/2018

Vista Analytical Laboratory

Dataset: Z:\Projects\PFAS.PRO\Results\180822M2\180822M2-36.qld

Last Altered: Thursday, August 23, 2018 14:30:07 Pacific Daylight Time
Printed: Thursday, August 23, 2018 14:44:23 Pacific Daylight Time

Name: 180822M2_36, Date: 22-Aug-2018, Time: 23:52:58, ID: B8H0017-BLK1 Method Blank 0.25, Description: Method Blank

PFPeS

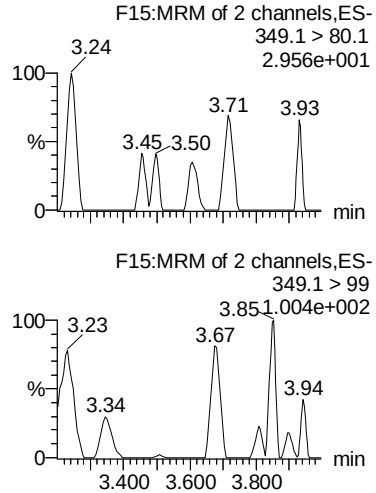

PFHpA

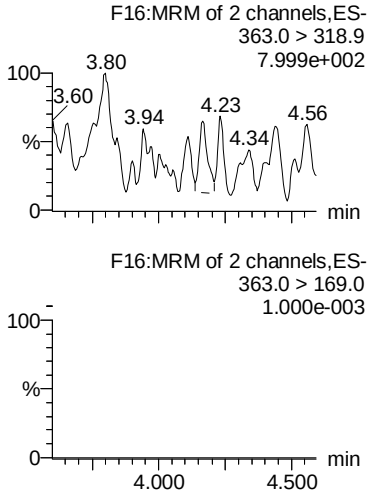

L-PFHxS

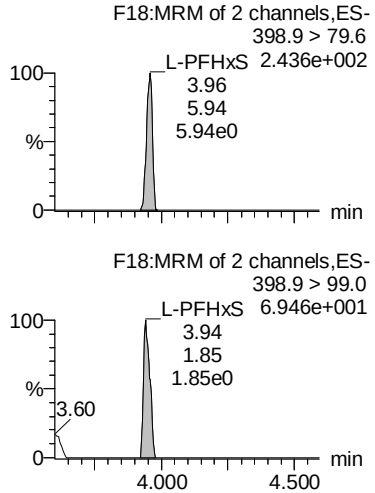

Total PFHxS

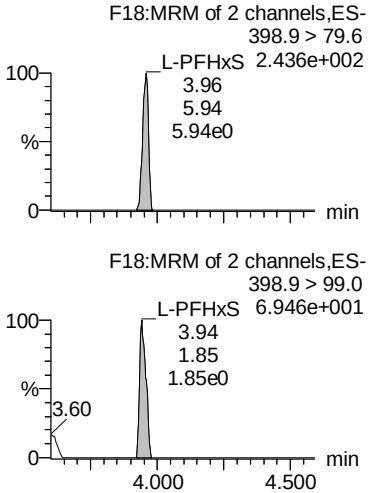

6:2 FTS

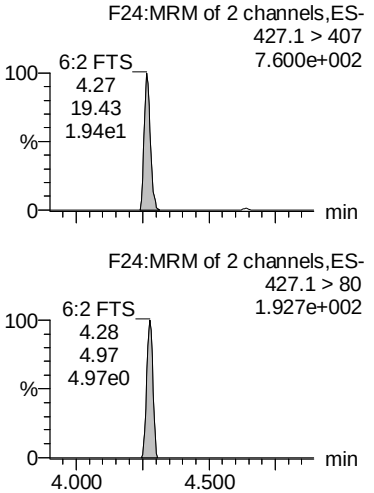

13C3-PFBS

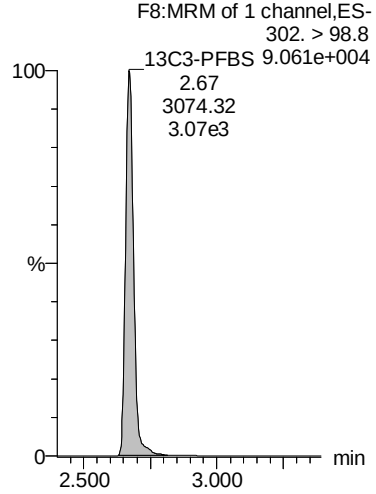

13C4-PFHpA

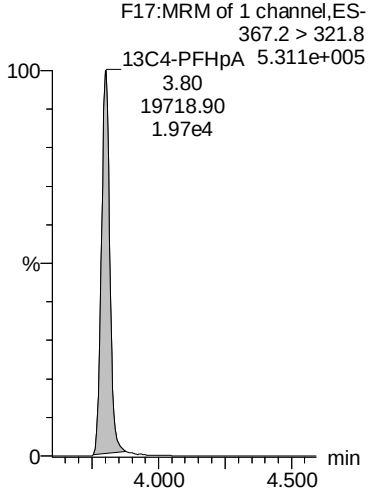

18O2-PFHxS

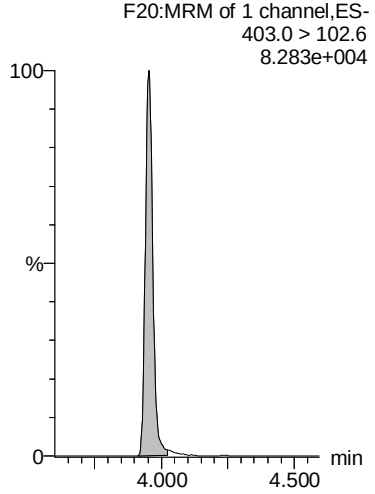

18O2-PFHxS

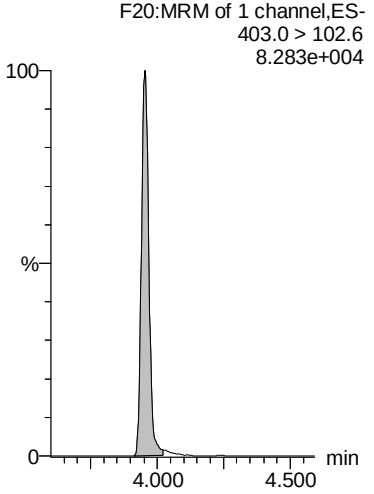

13C2-6:2 FTS

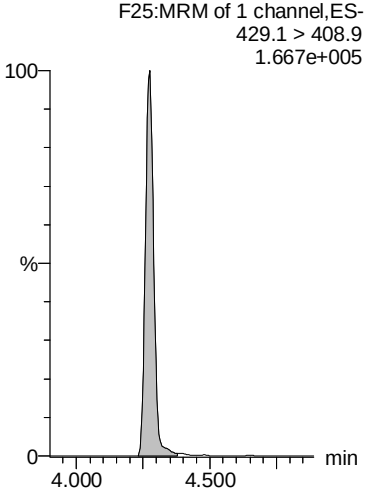

AD 8/23/2018

Vista Analytical Laboratory

Dataset: Z:\Projects\PFAS.PRO\Results\180822M2\180822M2-36.qld

Last Altered: Thursday, August 23, 2018 14:30:07 Pacific Daylight Time
Printed: Thursday, August 23, 2018 14:44:23 Pacific Daylight Time

Name: 180822M2_36, Date: 22-Aug-2018, Time: 23:52:58, ID: B8H0017-BLK1 Method Blank 0.25, Description: Method Blank

L-PFOA

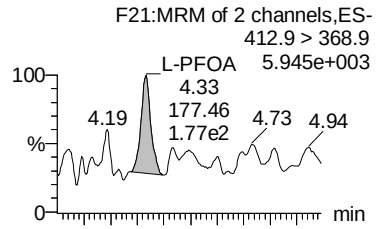

Total PFOA

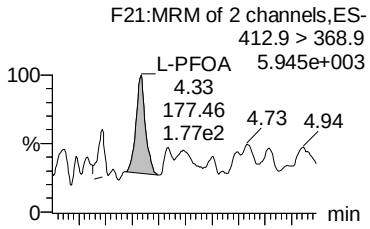

PFHpS

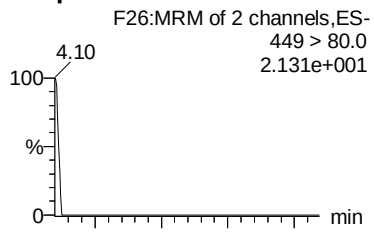

L-PFOS

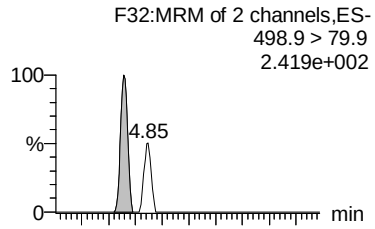

Total PFOS

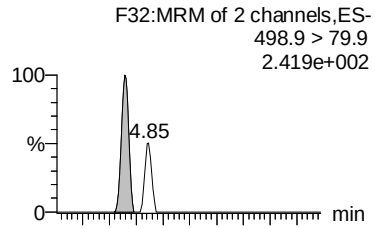

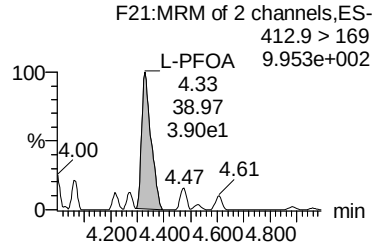

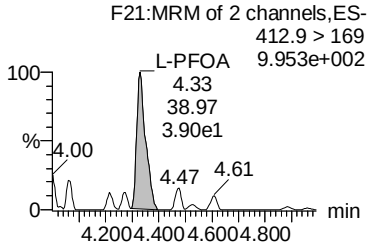

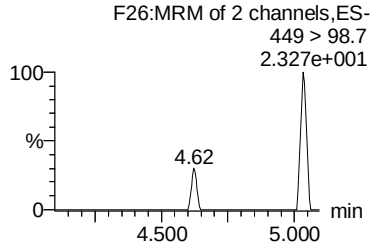

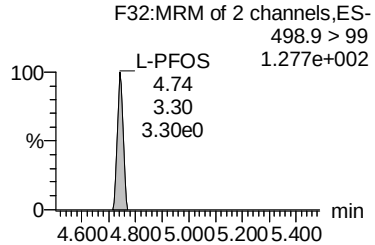

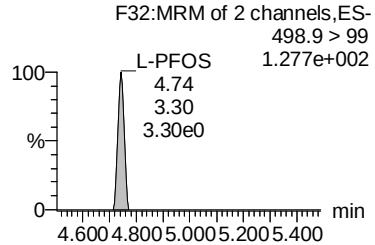

13C2-PFOA

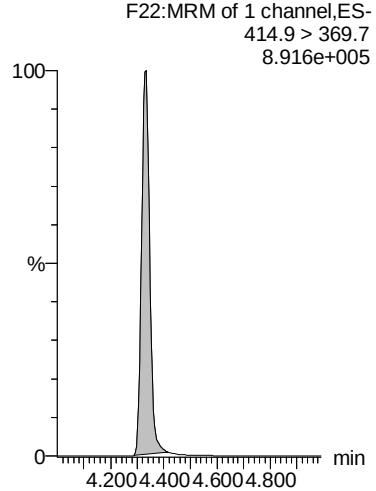

13C2-PFOA

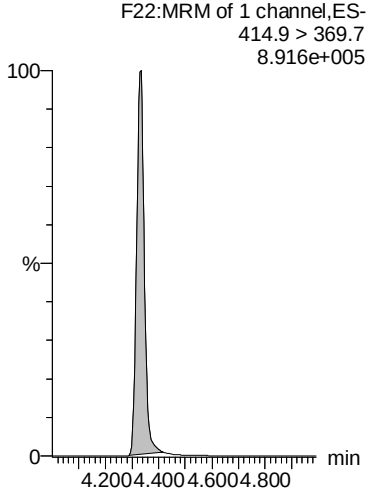

13C8-PFOS

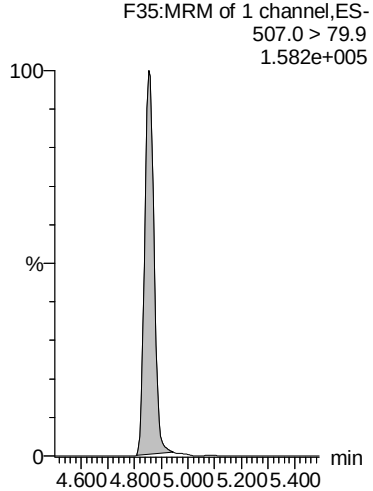

13C8-PFOS

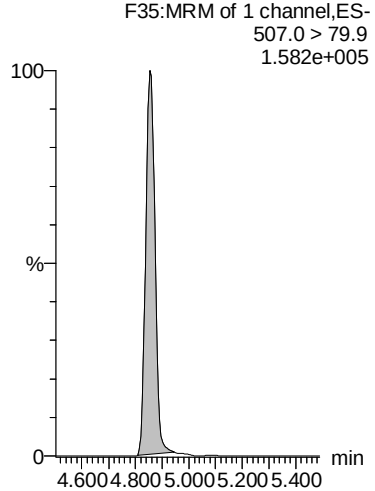

13C8-PFOS

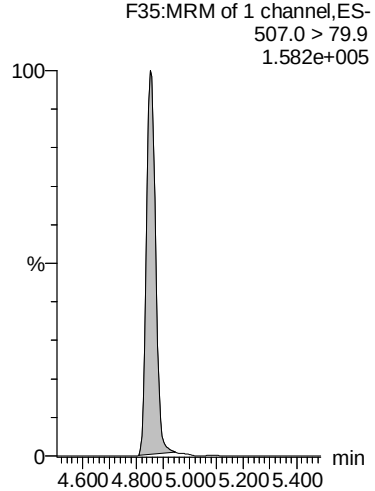

AD 8/23/2018

Dataset: Z:\Projects\PFAS.PRO\Results\180822M2\180822M2-36.qld

Last Altered: Thursday, August 23, 2018 14:30:07 Pacific Daylight Time
Printed: Thursday, August 23, 2018 14:44:23 Pacific Daylight Time

Name: 180822M2_36, Date: 22-Aug-2018, Time: 23:52:58, ID: B8H0017-BLK1 Method Blank 0.25, Description: Method Blank

PFNA

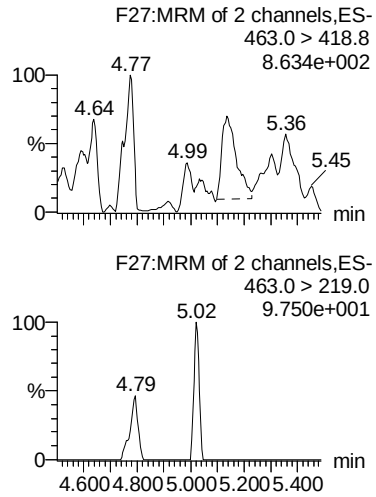

PFOSA

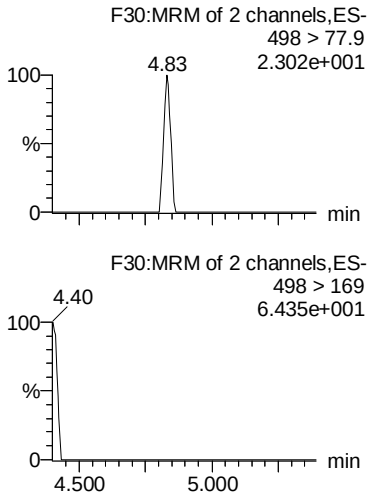

PFDA

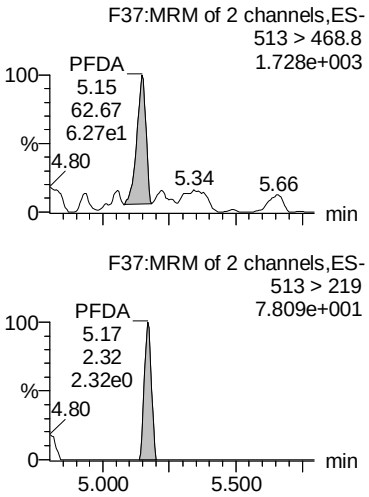

8:2 FTS

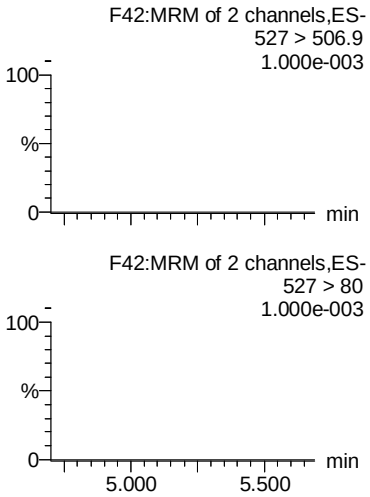

PFNS

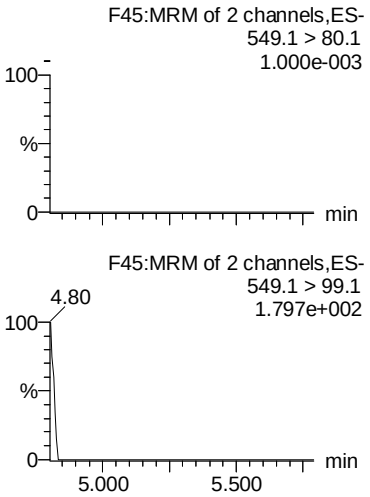

13C5-PFNA

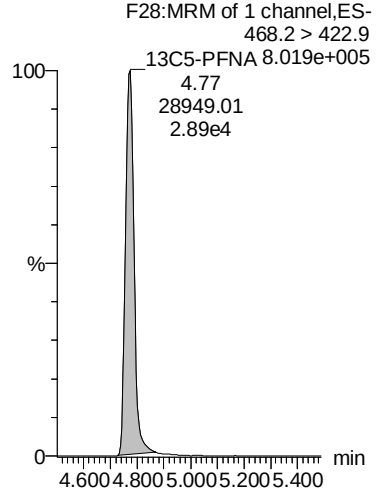

13C8-PFOSA

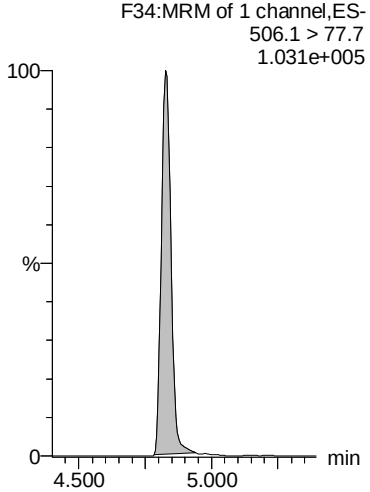

13C2-PFDA

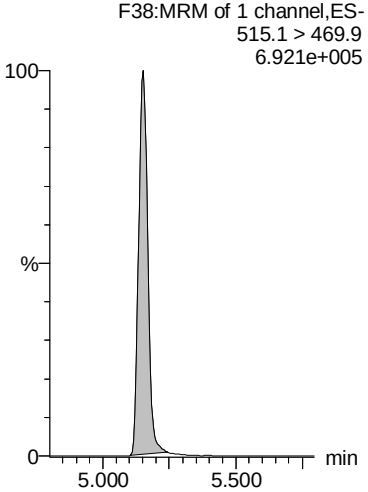

13C2-8:2 FTS

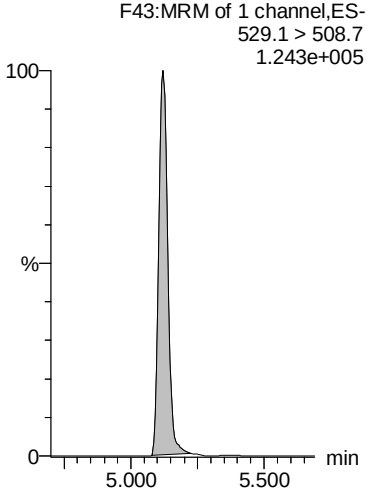

13C8-PFOS

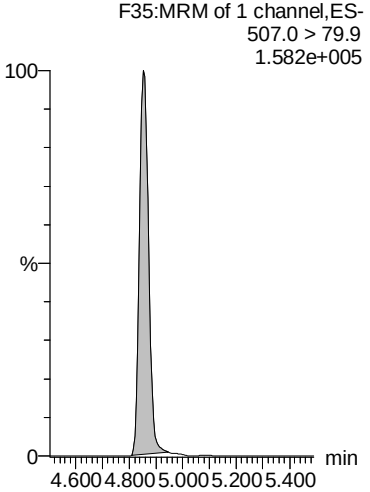

AD 8/23/2018

Dataset: Z:\Projects\PFAS.PRO\Results\180822M2\180822M2-36.qld

Last Altered: Thursday, August 23, 2018 14:30:07 Pacific Daylight Time
Printed: Thursday, August 23, 2018 14:44:23 Pacific Daylight Time

Name: 180822M2_36, Date: 22-Aug-2018, Time: 23:52:58, ID: B8H0017-BLK1 Method Blank 0.25, Description: Method Blank

L-MeFOSAA

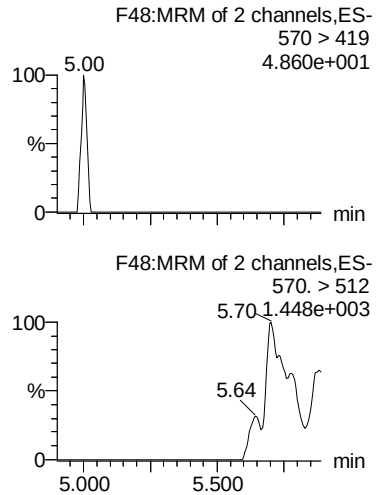

Total N-MeFOSAA

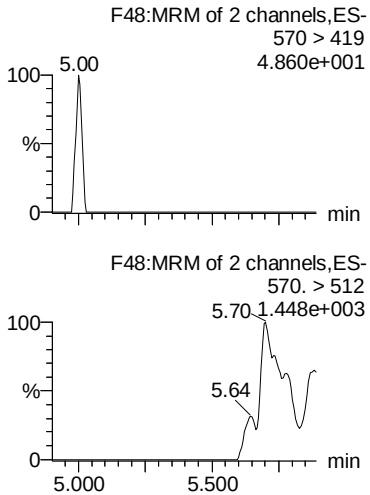

L-EtFOSAA

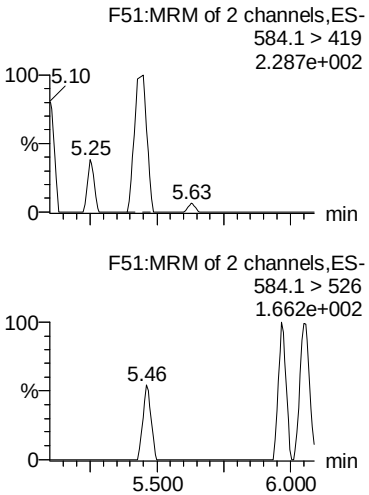

Total N-EtFOSAA

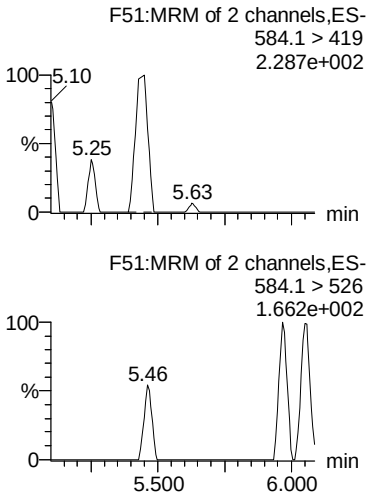

PFUdA

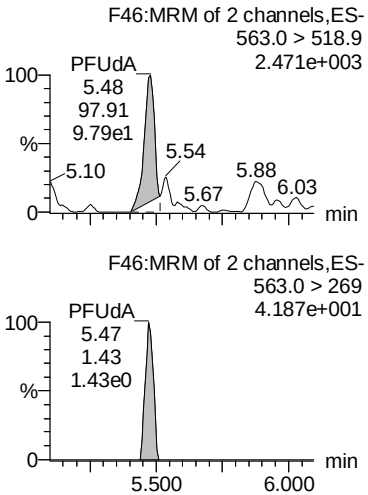

d3-N-MeFOSAA

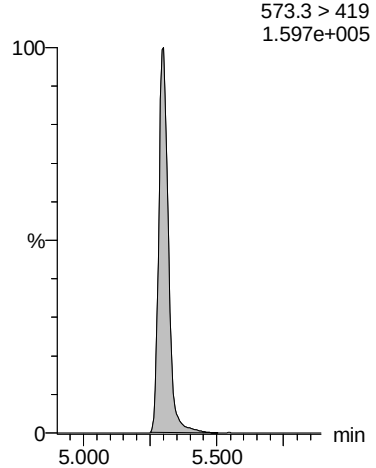

d3-N-MeFOSAA

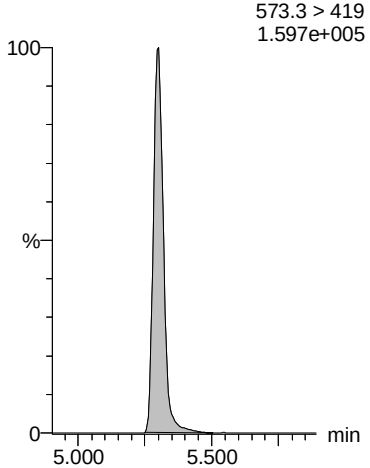

d5-N-EtFOSAA

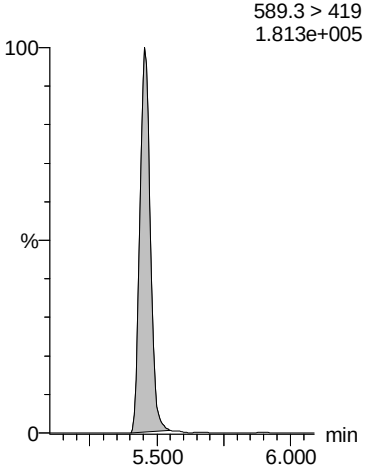

d5-N-EtFOSAA

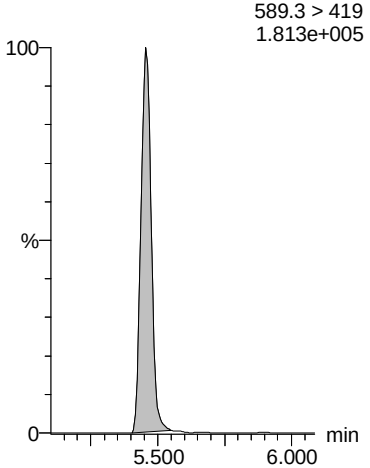

13C2-PFUdA

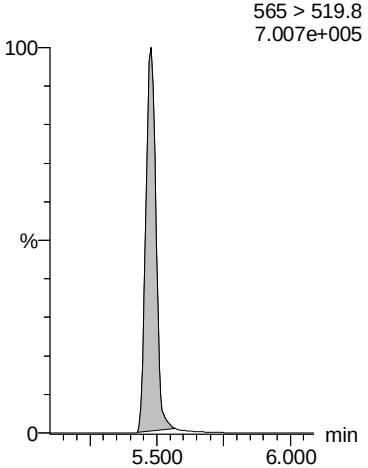

AD 8/23/2018

Dataset: Z:\Projects\PFAS.PRO\Results\180822M2\180822M2-36.qld

Last Altered: Thursday, August 23, 2018 14:30:07 Pacific Daylight Time
Printed: Thursday, August 23, 2018 14:44:23 Pacific Daylight Time

Name: 180822M2_36, Date: 22-Aug-2018, Time: 23:52:58, ID: B8H0017-BLK1 Method Blank 0.25, Description: Method Blank

PFDS

F53:MRM of 2 channels,ES-
598.8 > 79.9
1.172e+002

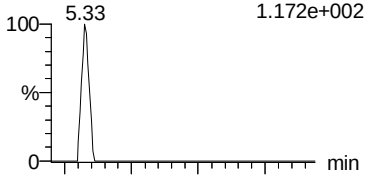

F53:MRM of 2 channels,ES-
598.8 > 98.9
4.996e+001

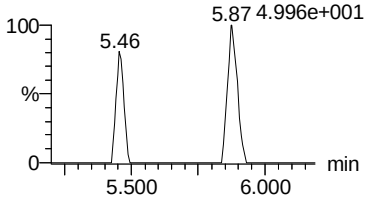

PFDoA

F54:MRM of 4 channels,ES-
612.9 > 569.0
1.093e+003

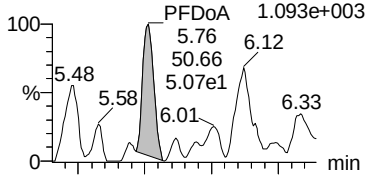

F54:MRM of 4 channels,ES-
612.9 > 318.8
3.577e+001

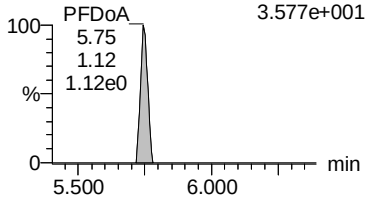

PFTrDA

F60:MRM of 2 channels,ES-
662.9 > 618.9
1.058e+003

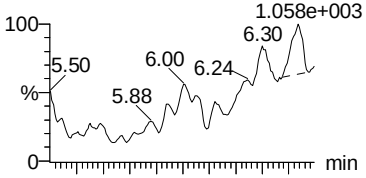

F60:MRM of 2 channels,ES-
662.9 > 319
1.000e-003

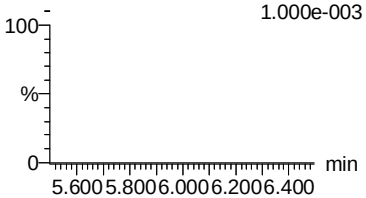

PFTeDA

F61:MRM of 2 channels,ES-
712.8 > 669.0
1.796e+003

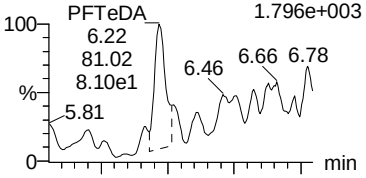

F61:MRM of 2 channels,ES-
712.8 > 368.9
1.556e+002

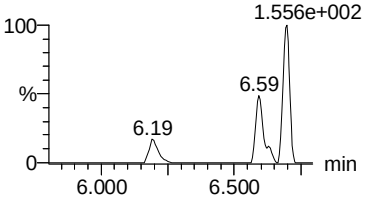

N-MeFOSA

F36:MRM of 2 channels,ES-
512.1 > 168.9
1.000e-003

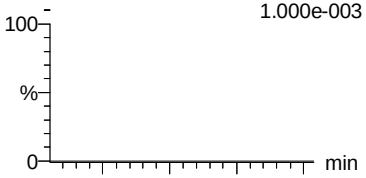

F36:MRM of 2 channels,ES-
512.1 > 219
1.000e-003

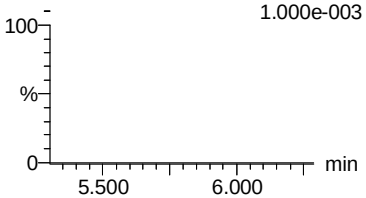

13C2-PFUdA

F47:MRM of 1 channel,ES-
565 > 519.8
7.007e+005

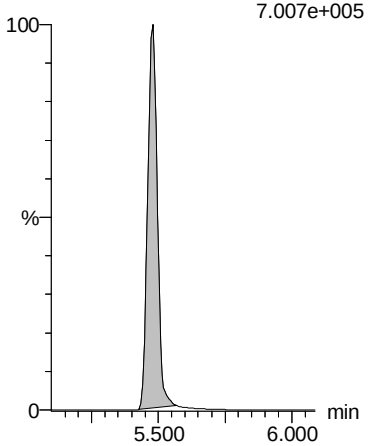

13C2-PFDoA

F55:MRM of 2 channels,ES-
615.0 > 569.7
7.521e+005

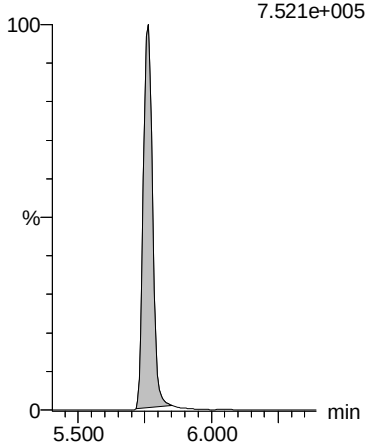

13C2-PFDoA

F55:MRM of 2 channels,ES-
615.0 > 569.7
7.521e+005

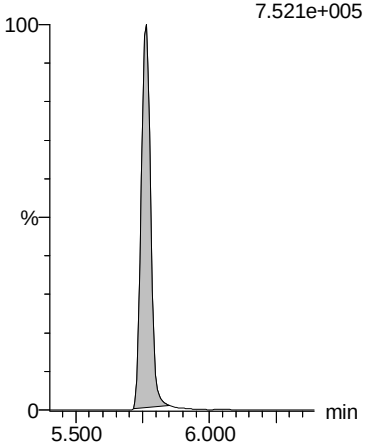

13C2-PFTeDA

F62:MRM of 2 channels,ES-
714.8 > 669.6
4.899e+005

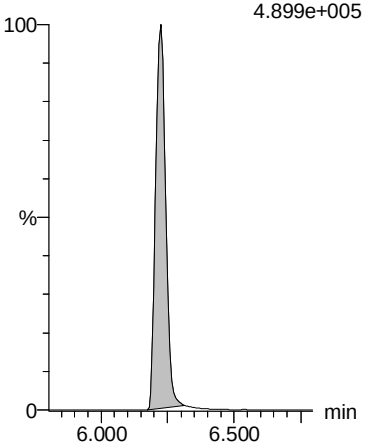

d3-N-MeFOSA

F39:MRM of 1 channel,ES-
515.2 > 168.9
1.145e+002

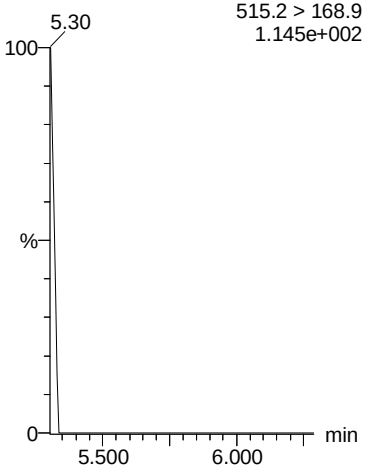

AD 8/23/2018

Dataset: Z:\Projects\PFAS.PRO\Results\180822M2\180822M2-36.qld

Last Altered: Thursday, August 23, 2018 14:30:07 Pacific Daylight Time
Printed: Thursday, August 23, 2018 14:44:23 Pacific Daylight Time

Name: 180822M2_36, Date: 22-Aug-2018, Time: 23:52:58, ID: B8H0017-BLK1 Method Blank 0.25, Description: Method Blank

N-EtFOSA

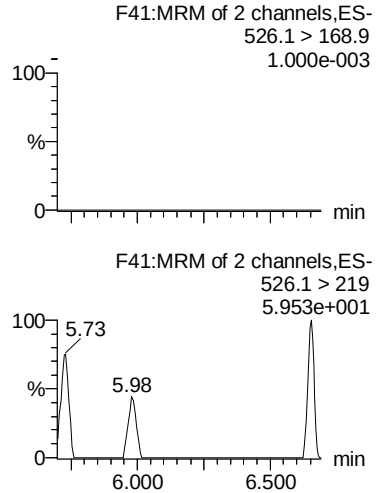

PFHxDA

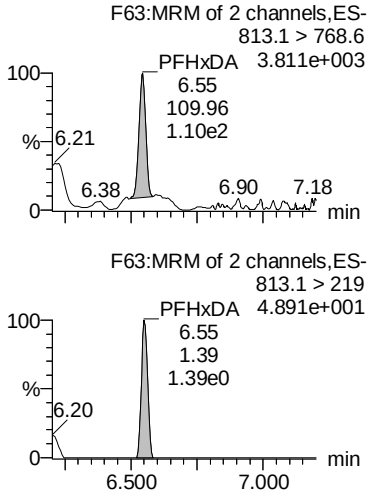

PFODA

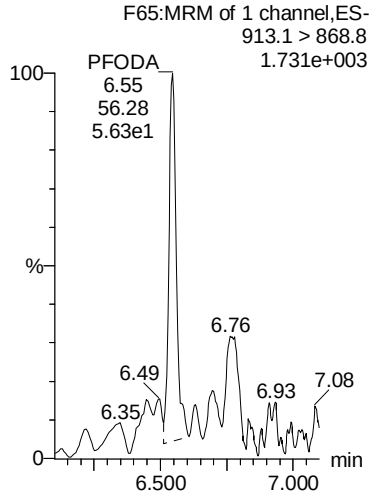

N-MeFOSE

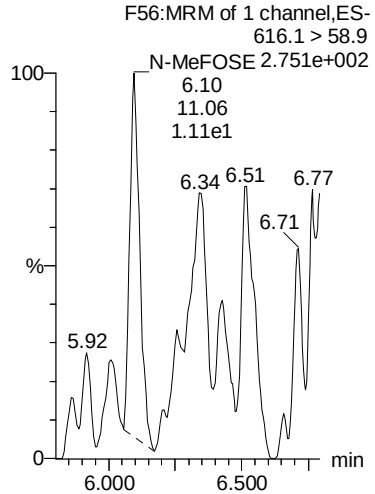

N-EtFOSE

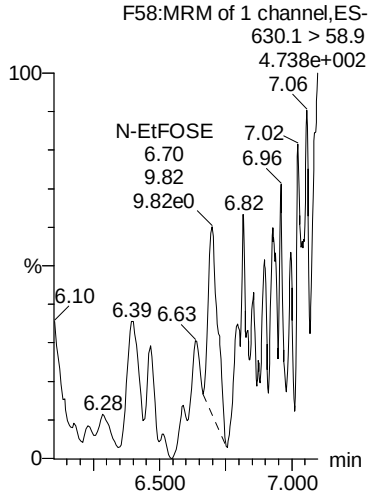

d5-N-ETFOSA

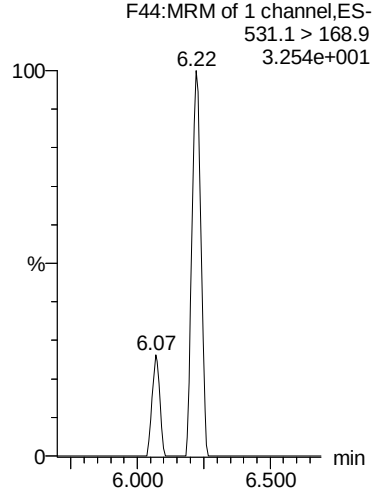

13C2-PFHxDA

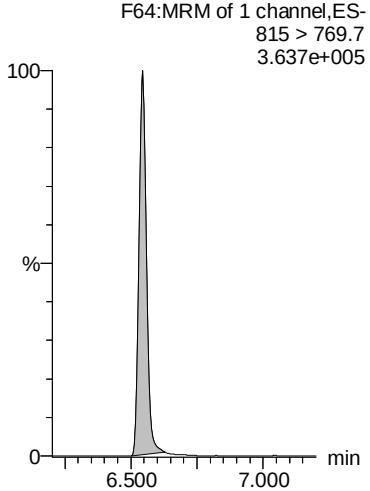

13C2-PFHxDA

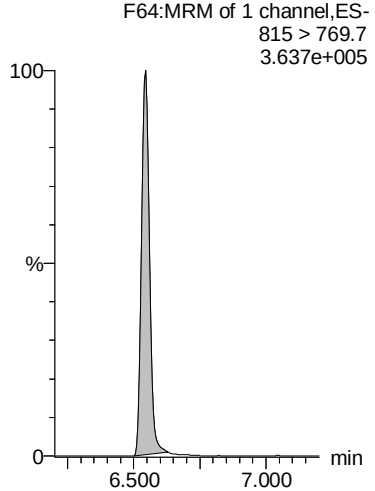

d7-N-MeFOSE

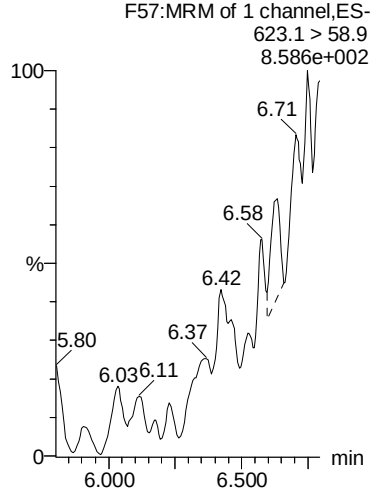

d9-N-EtFOSE

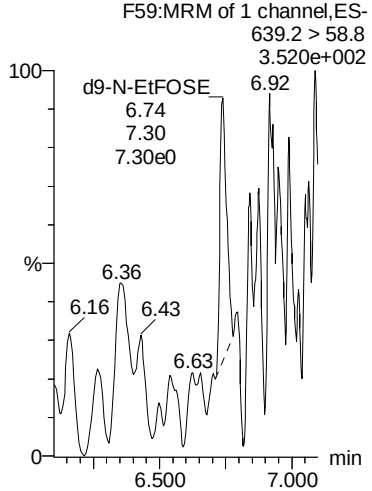

AD 8/23/2018

Dataset: Z:\Projects\PFAS.PRO\Results\180822M2\180822M2-36.qld

Last Altered: Thursday, August 23, 2018 14:30:07 Pacific Daylight Time
Printed: Thursday, August 23, 2018 14:44:23 Pacific Daylight Time

Name: 180822M2_36, Date: 22-Aug-2018, Time: 23:52:58, ID: B8H0017-BLK1 Method Blank 0.25, Description: Method Blank

TCDA

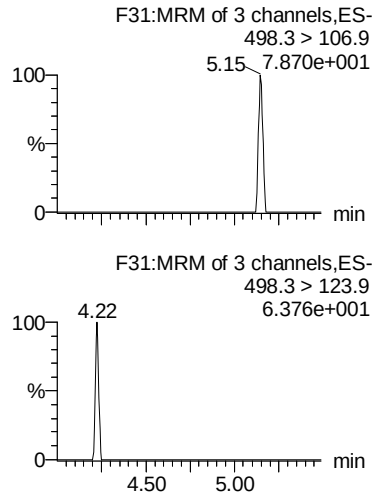

13C5-PFHxA

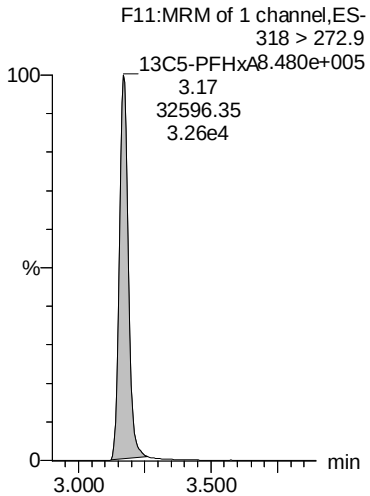

13C4-PFBA

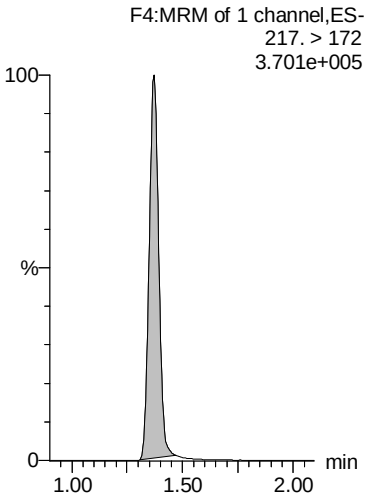

13C3-PFHxS

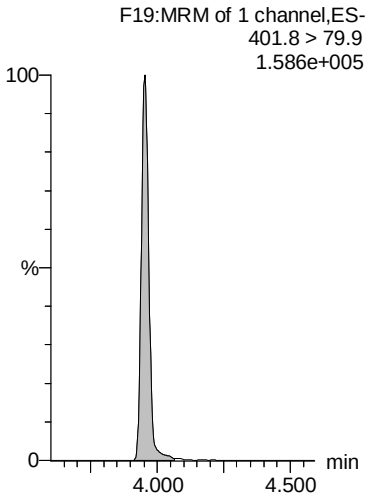

13C8-PFOA

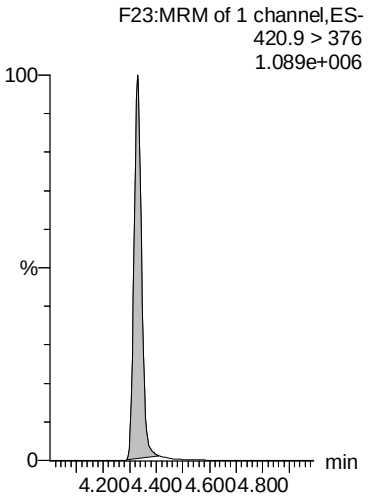

13C8-PFOS

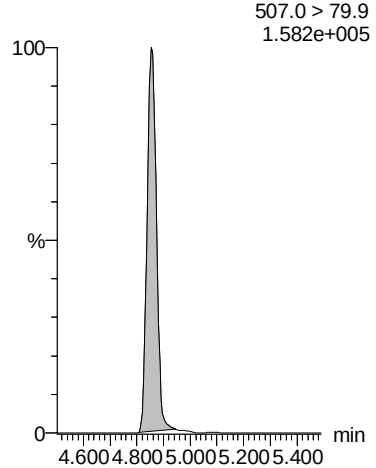

13C9-PFNA

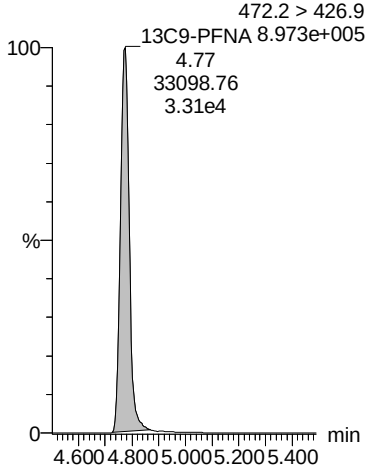

13C4-PFOS

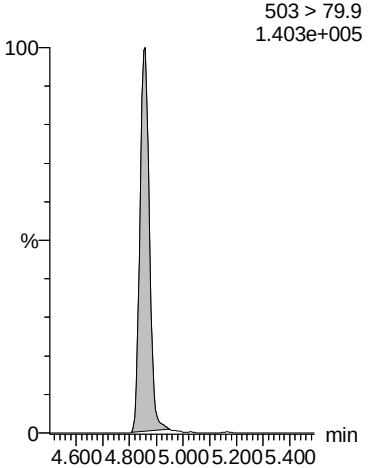

13C6-PFDA

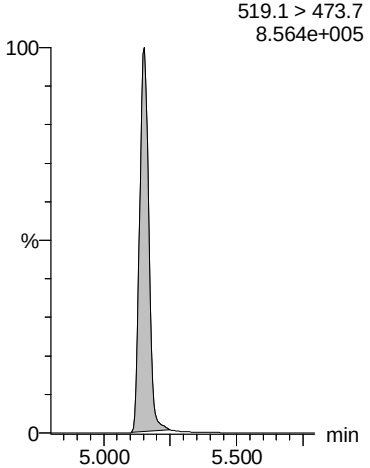

13C7-PFUdA

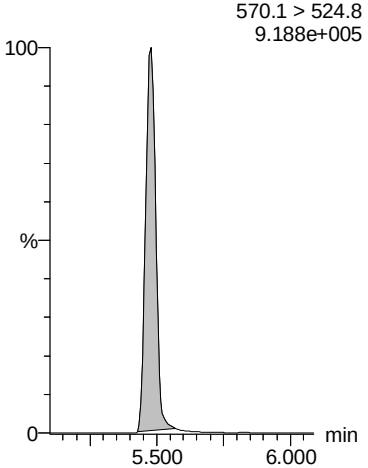

AD 8/23/2018

Dataset: Z:\Projects\PFAS.PRO\Results\180822M2\180822M2-35.qld

Last Altered: Thursday, August 23, 2018 14:46:19 Pacific Daylight Time
Printed: Thursday, August 23, 2018 14:46:35 Pacific Daylight Time

Name: 180822M2_35, Date: 22-Aug-2018, Time: 23:42:24, ID: B8H0017-BS1 OPR 0.25, Description: OPR

	#	Name	Trace	Area	IS Area	wt/vol	RRF	RT	Respon...	Conc.	%Rec	Ion Ratio	Ratio Out?	
1	1	PFBA	213.0 > 168.8	1.17e4	4.74e3	0.250	3.07	1.38	30.7	111.6030	279.0			
2	2	PFPeA	263.1 > 218.9	1.48e4	6.92e3	0.250	2.67	2.38	26.7	115.8650	289.7			
3	3	PFBS	299.0 > 79.7	3.46e3	8.50e2	0.250	5.10	2.67	51.0	116.0319	290.1	2.43	NO	
4	4	4:2 FTS	327.2>307.2	3.92e3	1.90e3	0.250	2.58	3.08	25.8	107.7351	269.3	1.53	NO	
5	5	PFHxA	313 > 269	2.38e4	4.31e3	0.250	2.77	3.17	27.7	118.8964	297.2	14.9	NO	
6	36	13C3-PFBA	216.1 > 171.8	4.74e3	1.66e4	0.250	0.285	1.37	3.56	18.1810	36.4			
7	37	13C3-PFPeA	266. > 221.8	6.92e3	3.19e4	0.250	0.217	2.38	2.71	17.8823	35.8			
8	38	13C3-PFBS	302. > 98.8	8.50e2	3.19e4	0.250	0.0266	2.67	0.333	20.7670	41.5			
9	39	13C2-4:2 FTS	329.2>308.9	1.90e3	3.19e4	0.250	0.0595	3.08	0.743	21.1399	42.3			
10	40	13C2-PFHxA	315 > 270	4.31e3	3.19e4	0.250	0.337	3.17	1.69	7.0461	35.2			
11	-1													
12	6	PFPeS	349.1>80.1	3.55e3	8.50e2	0.250	5.22	3.38	52.2	121.8756	304.7	1.66	NO	
13	7	PFHpA	363.0 > 318.9	1.67e4	6.61e3	0.250	3.16	3.80	31.6	115.3484	288.4	19.1	NO	
14	8	L-PFHxS	398.9 > 79.6	2.77e3	7.56e2	0.250	4.58	3.96	45.8	110.0859	275.2	1.45	NO	
15	68	Total PFHxS	398.9 > 79.6	2.77e3	7.56e2	0.250			45.8	110.0859				
16	10	6:2 FTS	427.1 > 407	5.09e3	2.10e3	0.250	3.02	4.27	30.2	113.9900	285.0	2.95	NO	
17	38	13C3-PFBS	302. > 98.8	8.50e2	3.19e4	0.250	0.0266	2.67	0.333	20.7670	41.5			
18	41	13C4-PFHpA	367.2 > 321.8	6.61e3	3.19e4	0.250	0.207	3.80	2.59	19.1626	38.3			
19	42	18O2-PFHxS	403.0 > 102.6	7.56e2	4.67e3	0.250	0.162	3.95	2.03	17.0364	34.1			
20	42	18O2-PFHxS	403.0 > 102.6	7.56e2	4.67e3	0.250	0.162	3.95	2.03	17.0364	34.1			
21	43	13C2-6:2 FTS	429.1 > 408.9	2.10e3	3.45e4	0.250	0.0611	4.27	0.763	22.3672	44.7			
22	-1													
23	11	L-PFOA	412.9 > 368.9	2.06e4	9.74e3	0.250	2.64	4.33	26.4	109.5763	273.9	2.45	NO	
24	69	Total PFOA	412.9 > 368.9	2.06e4	9.74e3	0.250			26.4	109.5763				
25	13	PFHpS	449 > 80.0	3.91e3	2.17e3	0.250	2.25	4.44	22.5	106.1790	265.4	1.89	NO	
26	16	L-PFOS	498.9 > 79.9	3.97e3	2.17e3	0.250	2.28	4.86	22.8	99.4419	248.6	1.57	NO	
27	70	Total PFOS	498.9 > 79.9	3.97e3	2.17e3	0.250			22.8	99.4419				
28	44	13C2-PFOA	414.9 > 369.7	9.74e3	3.45e4	0.250	0.283	4.33	3.53	17.8917	35.8			
29	44	13C2-PFOA	414.9 > 369.7	9.74e3	3.45e4	0.250	0.283	4.33	3.53	17.8917	35.8			
30	47	13C8-PFOS	507.0 > 79.9	2.17e3	5.13e3	0.250	0.423	4.86	5.29	19.7876	39.6			
31	47	13C8-PFOS	507.0 > 79.9	2.17e3	5.13e3	0.250	0.423	4.86	5.29	19.7876	39.6			
32	47	13C8-PFOS	507.0 > 79.9	2.17e3	5.13e3	0.250	0.423	4.86	5.29	19.7876	39.6			
33	-1													
34	14	PFNA	463.0 > 418.8	2.41e4	1.03e4	0.250	2.93	4.77	29.3	103.4589	258.6	4.87	NO	
35	15	PFOSA	498 > 77.9	3.22e3	1.43e3	0.250	2.82	4.83	28.2	110.4316	276.1	31.8	NO	AD 8/23/2018
36	18	PFDA	513 > 468.8	2.27e4	8.23e3	0.250	3.46	5.15	34.6	112.1998	280.5	6.05	NO	

Dataset: Z:\Projects\PFAS.PRO\Results\180822M2\180822M2-35.qld

Last Altered: Thursday, August 23, 2018 14:46:19 Pacific Daylight Time
Printed: Thursday, August 23, 2018 14:46:35 Pacific Daylight Time

Name: 180822M2_35, Date: 22-Aug-2018, Time: 23:42:24, ID: B8H0017-BS1 OPR 0.25, Description: OPR

	#	Name	Trace	Area	IS Area	wt/vol	RRF	RT	Respon...	Conc.	%Rec	Ion Ratio	Ratio Out?
37	19	8:2 FTS	527 > 506.9	4.95e3	1.73e3	0.250	3.57	5.12	35.7	117.7043	294.3	2.25	NO
38	20	PFNS	549.1 > 80.1	3.79e3	2.17e3	0.250	2.18	5.22	21.8	103.7898	259.5	1.72	NO
39	45	13C5-PFNA	468.2 > 422.9	1.03e4	3.06e4	0.250	0.336	4.77	4.20	17.3313	34.7		
40	46	13C8-PFOSA	506.1 > 77.7	1.43e3	3.65e4	0.250	0.0391	4.83	0.489	10.4595	20.9		
41	48	13C2-PFDA	515.1 > 469.9	8.23e3	3.10e4	0.250	0.265	5.15	3.32	14.2673	28.5		
42	49	13C2-8:2 FTS	529.1 > 508.7	1.73e3	3.45e4	0.250	0.0503	5.12	0.629	21.9812	44.0		
43	47	13C8-PFOS	507.0 > 79.9	2.17e3	5.13e3	0.250	0.423	4.86	5.29	19.7876	39.6		
44	-1												
45	21	L-MeFOSAA	570 > 419	4.36e3	1.72e3	0.250	3.18	5.30	31.8	103.1027	257.8	2.79	NO
46	71	Total N-MeFOSAA	570. > 419	4.36e3	1.72e3	0.250			31.8	103.1027			
47	23	L-EtFOSAA	584.1 > 419	4.14e3	1.96e3	0.250	2.65	5.46	26.5	114.1672	285.4	1.39	NO
48	72	Total N-EtFOSAA	584.1 > 419	4.14e3	1.96e3	0.250			26.5	114.1672			
49	25	PFUdA	563.0 > 518.9	1.84e4	8.76e3	0.250	2.62	5.48	26.2	111.4740	278.7	10.8	NO
50	50	d3-N-MeFOSAA	573.3 > 419	1.72e3	3.65e4	0.250	0.0471	5.30	0.588	9.7751	19.6		
51	50	d3-N-MeFOSAA	573.3 > 419	1.72e3	3.65e4	0.250	0.0471	5.30	0.588	9.7751	19.6		
52	52	d5-N-EtFOSAA	589.3 > 419	1.96e3	3.65e4	0.250	0.0536	5.45	0.671	9.8171	19.6		
53	52	d5-N-EtFOSAA	589.3 > 419	1.96e3	3.65e4	0.250	0.0536	5.45	0.671	9.8171	19.6		
54	51	13C2-PFUdA	565 > 519.8	8.76e3	3.65e4	0.250	0.240	5.48	3.00	12.4139	24.8		
55	-1												
56	26	PFDS	598.8 > 79.9	3.97e3	2.17e3	0.250	2.29	5.53	22.9	99.5592	248.9	1.63	NO
57	27	PFDoA	612.9 > 569.0	2.25e4	8.66e3	0.250	3.25	5.76	32.5	114.7825	287.0	8.64	NO
58	29	PFTrDA	662.9 > 618.9	2.47e4	8.66e3	0.250	3.56	6.01	35.6	130.1395	325.3	33.3	NO
59	30	PFTeDA	712.8 > 669.0	2.26e4	6.80e3	0.250	4.15	6.22	41.5	116.8911	292.2	11.7	NO
60	28	N-MeFOSA	512.1 > 168.9	1.70e3	1.49e1	0.250	342	5.81	17100			1.32	NO
61	51	13C2-PFUdA	565 > 519.8	8.76e3	3.65e4	0.250	0.240	5.48	3.00	12.4139	24.8		
62	53	13C2-PFDoA	615.0 > 569.7	8.66e3	3.10e4	0.250	0.279	5.76	3.49	12.7919	25.6		
63	53	13C2-PFDoA	615.0 > 569.7	8.66e3	3.10e4	0.250	0.279	5.76	3.49	12.7919	25.6		
64	55	13C2-PFTeDA	714.8 > 669.6	6.80e3	3.65e4	0.250	0.187	6.22	2.33	14.6790	29.4		
65	54	d3-N-MeFOSA	515.2 > 168.9	1.49e1	3.65e4	0.250	0.0000...	5.82	0.00511	0.3821	0.1		
66	-1												
67	31	N-EtFOSA	526.1 > 168.9	1.82e3		0.250	0.000	6.21				1.56	NO
68	32	PFHxDA	813.1 > 768.6	1.45e4	4.12e3	0.250	1.76	6.55	17.6	113.0140	282.5	30.9	NO
69	33	PFODA	913.1 > 868.8	1.72e4	4.12e3	0.250	2.09	6.77	20.9	106.6241	266.6		
70	34	N-MeFOSE	616.1 > 58.9	2.47e3		0.250	0.000	6.37					
71	35	N-EtFOSE	630.1 > 58.9	3.16e3		0.250	0.000	6.51					
72	56	d5-N-ETFOSA	531.1 > 168.9		3.65e4	0.250							

AD 8/23/2018

Dataset: Z:\Projects\PFAS.PRO\Results\180822M2\180822M2-35.qld

Last Altered: Thursday, August 23, 2018 14:46:19 Pacific Daylight Time
Printed: Thursday, August 23, 2018 14:46:35 Pacific Daylight Time

Name: 180822M2_35, Date: 22-Aug-2018, Time: 23:42:24, ID: B8H0017-BS1 OPR 0.25, Description: OPR

	#	Name	Trace	Area	IS Area	wt/vol	RRF	RT	Respon...	Conc.	%Rec	Ion Ratio	Ratio Out?
73	57	13C2-PFHxDA	815 > 769.7	4.12e3	3.65e4	0.250	0.282	6.55	1.41	7.0620	35.3		
74	57	13C2-PFHxDA	815 > 769.7	4.12e3	3.65e4	0.250	0.282	6.55	1.41	7.0620	35.3		
75	58	d7-N-MeFOSE	623.1 > 58.9		3.65e4	0.250							
76	59	d9-N-EtFOSE	639.2 > 58.8		3.65e4	0.250							
77	-1												
78	73	TCDA	498.3>106.9			0.250							
79	61	13C5-PFHxA	318 > 272.9	3.19e4	3.19e4	0.250	1.00	3.17	12.5	50.0000	100.0		
80	60	13C4-PFBA	217. > 172	1.66e4	1.66e4	0.250	1.00	1.38	12.5	50.0000	100.0		
81	62	13C3-PFHxS	401.8 > 79.9	4.67e3	4.67e3	0.250	1.00	3.95	12.5	50.0000	100.0		
82	63	13C8-PFOA	420.9 > 376	3.45e4	3.45e4	0.250	1.00	4.33	12.5	50.0000	100.0		
83	47	13C8-PFOS	507.0 > 79.9	2.17e3	5.13e3	0.250	0.423	4.86	5.29	19.7876	39.6		
84	64	13C9-PFNA	472.2 > 426.9	3.06e4	3.06e4	0.250	1.00	4.77	12.5	50.0000	100.0		
85	65	13C4-PFOS	503 > 79.9	5.13e3	5.13e3	0.250	1.00	4.86	12.5	50.0000	100.0		
86	66	13C6-PFDA	519.1 > 473.7	3.10e4	3.10e4	0.250	1.00	5.15	12.5	50.0000	100.0		
87	67	13C7-PFUdA	570.1 > 524.8	3.65e4	3.65e4	0.250	1.00	5.48	12.5	50.0000	100.0		

AD 8/23/2018

Vista Analytical Laboratory

Dataset: Z:\Projects\PFAS.PRO\Results\180822M2\180822M2-35.qld

Last Altered: Thursday, August 23, 2018 14:46:19 Pacific Daylight Time
Printed: Thursday, August 23, 2018 14:46:35 Pacific Daylight Time

Method: Z:\Projects\PFAS.PRO\MethDB\PFAS_FULL_80C_082218.mdb 23 Aug 2018 08:47:14
Calibration: Z:\Projects\PFAS.PRO\CurveDB\C18_VAL-PFAS_Q4_08-21-18.cdb 21 Aug 2018 15:24:02

Name: 180822M2_35, Date: 22-Aug-2018, Time: 23:42:24, ID: B8H0017-BS1 OPR 0.25, Description: OPR

PFBA

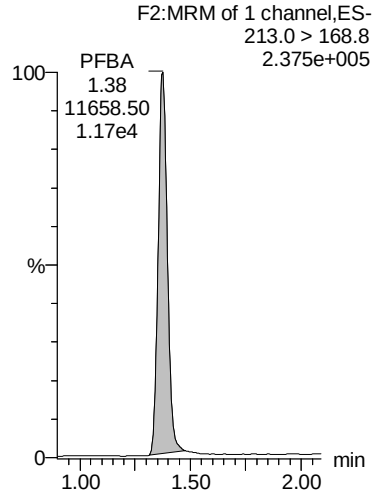

PFPeA

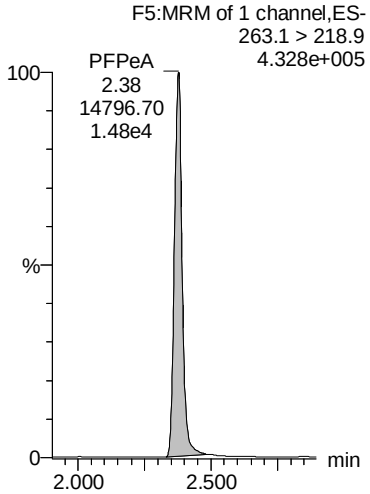

PFBS

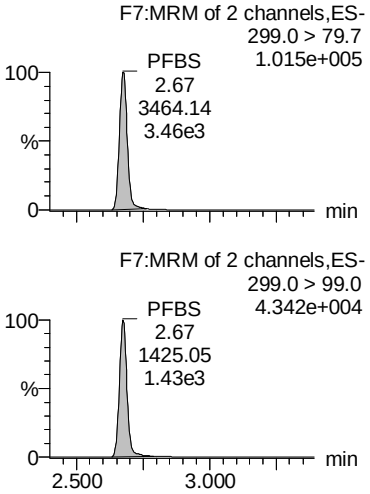

4:2 FTS

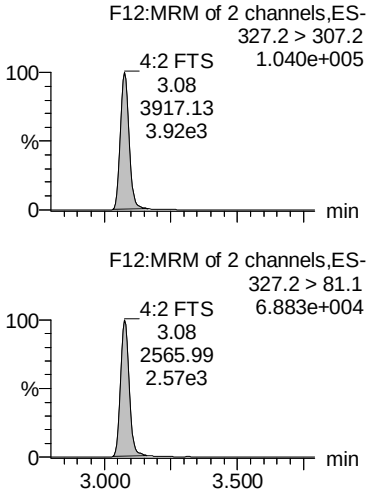

PFHxA

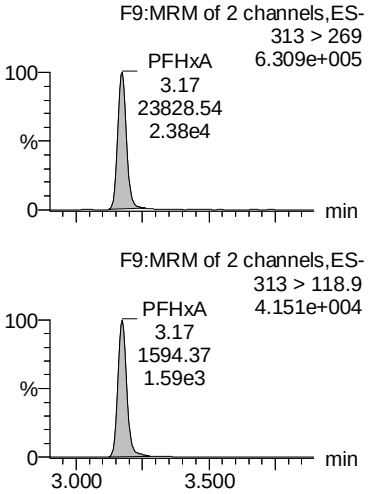

13C3-PFBA

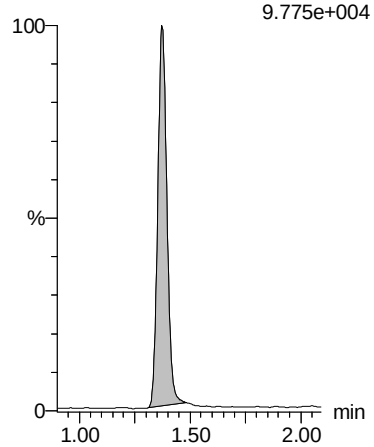

13C3-PFPeA

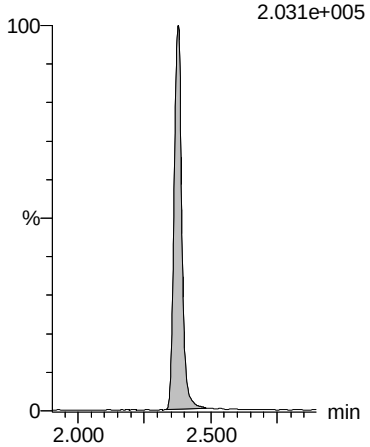

13C3-PFBS

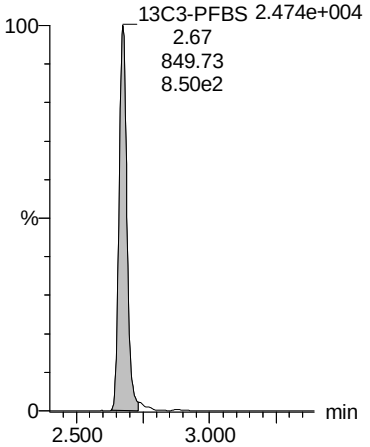

13C2-4:2 FTS

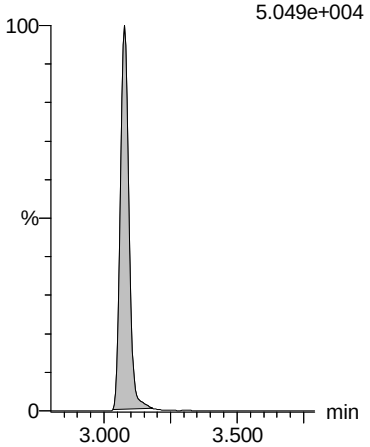

13C2-PFHxA

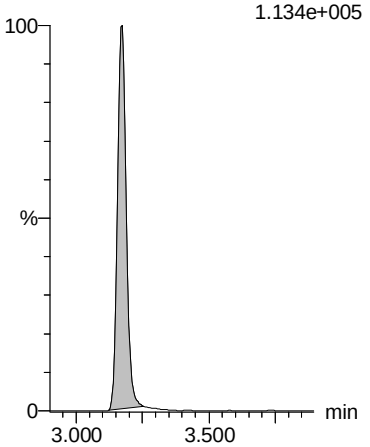

AD 8/23/2018

Dataset: Z:\Projects\PFAS.PRO\Results\180822M2\180822M2-35.qld

Last Altered: Thursday, August 23, 2018 14:46:19 Pacific Daylight Time
Printed: Thursday, August 23, 2018 14:46:35 Pacific Daylight Time

Name: 180822M2_35, Date: 22-Aug-2018, Time: 23:42:24, ID: B8H0017-BS1 OPR 0.25, Description: OPR

PFPeS

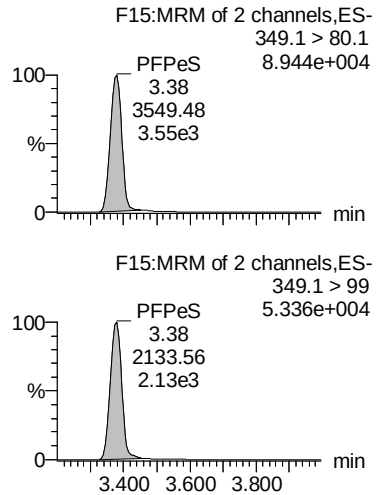

PFHpA

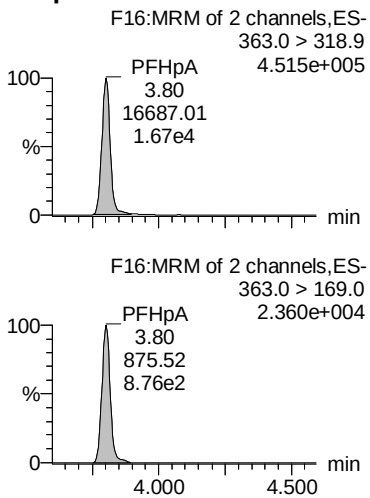

L-PFHxS

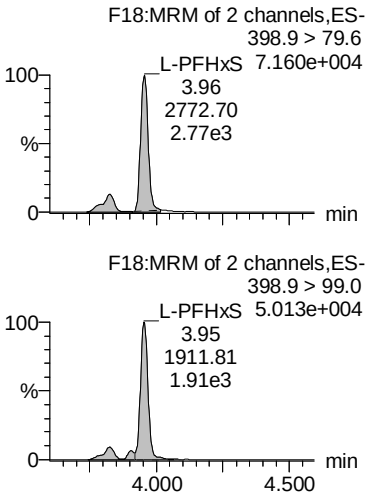

Total PFHxS

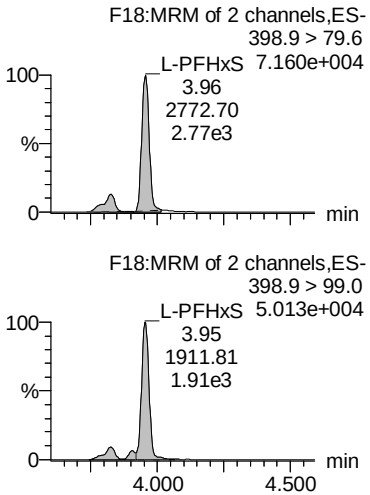

6:2 FTS

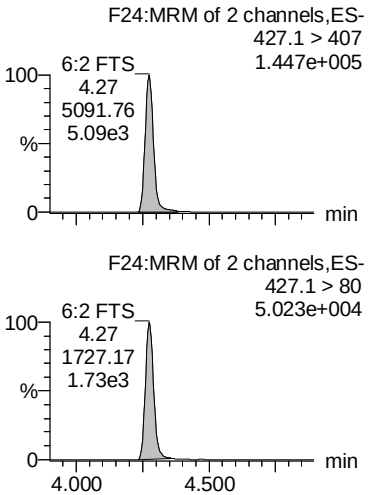

13C3-PFBS

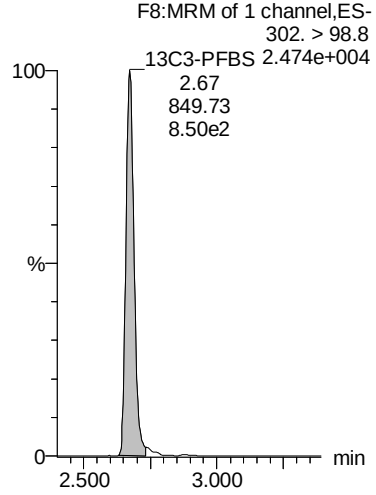

13C4-PFHpA

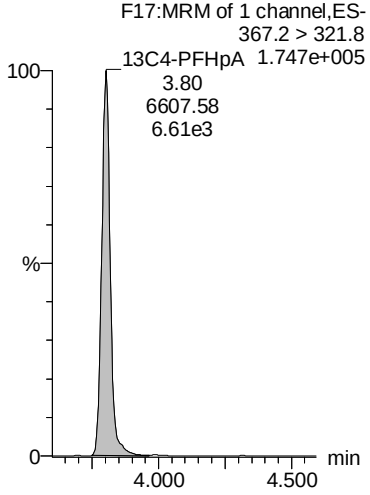

18O2-PFHxS

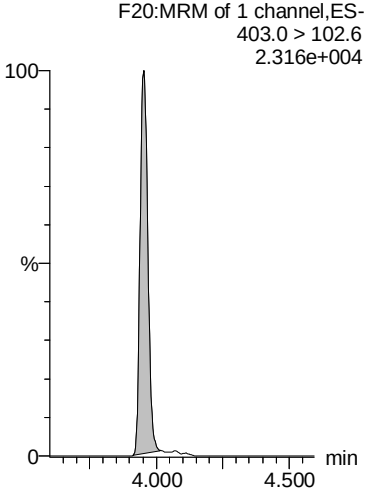

18O2-PFHxS

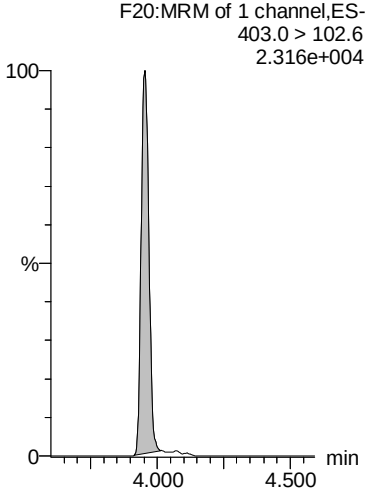

13C2-6:2 FTS

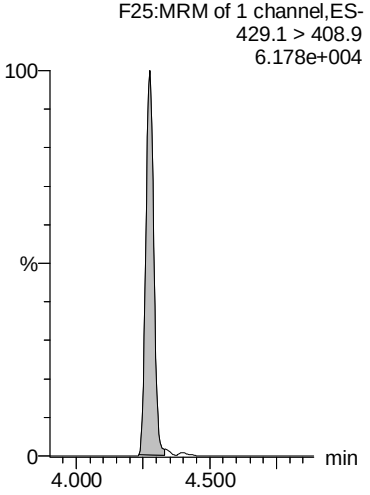

AD 8/23/2018

Vista Analytical Laboratory

Dataset: Z:\Projects\PFAS.PRO\Results\180822M2\180822M2-35.qld

Last Altered: Thursday, August 23, 2018 14:46:19 Pacific Daylight Time
Printed: Thursday, August 23, 2018 14:46:35 Pacific Daylight Time

Name: 180822M2_35, Date: 22-Aug-2018, Time: 23:42:24, ID: B8H0017-BS1 OPR 0.25, Description: OPR

L-PFOA

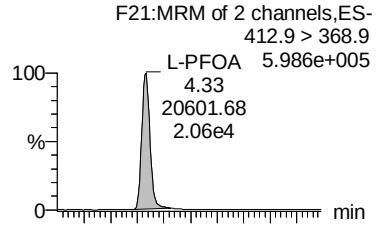

Total PFOA

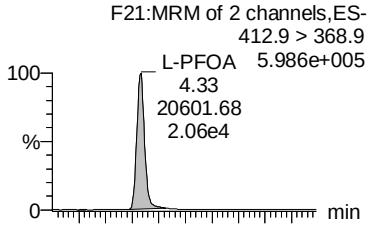

PFHpS

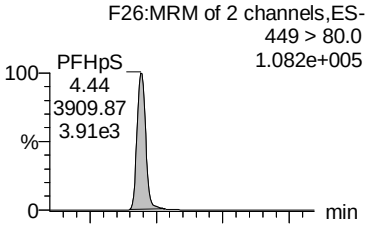

L-PFOS

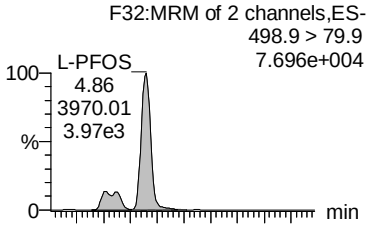

Total PFOS

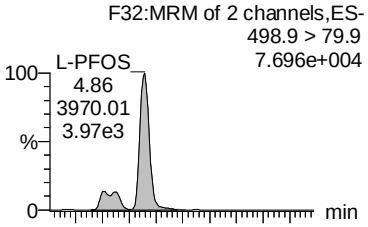

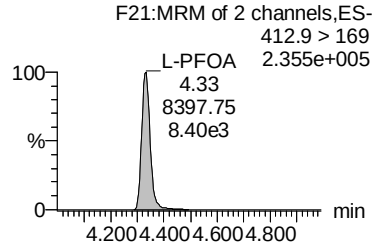

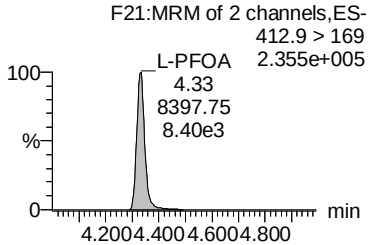

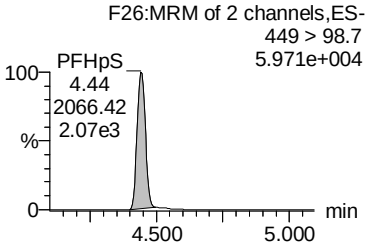

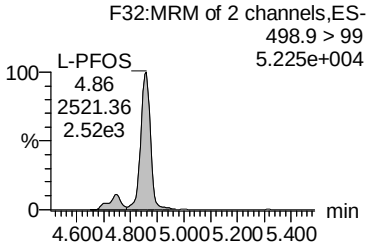

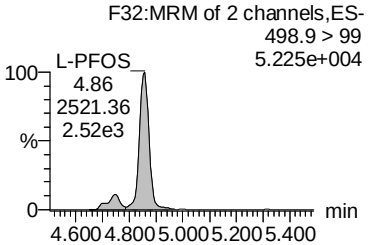

13C2-PFOA

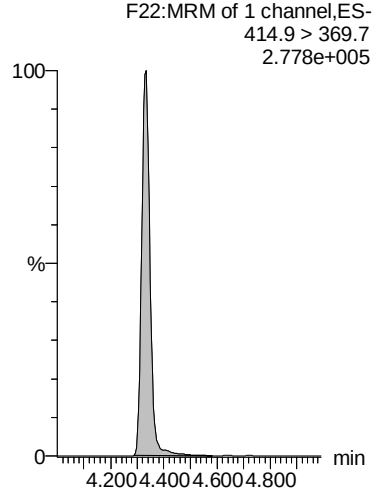

13C2-PFOA

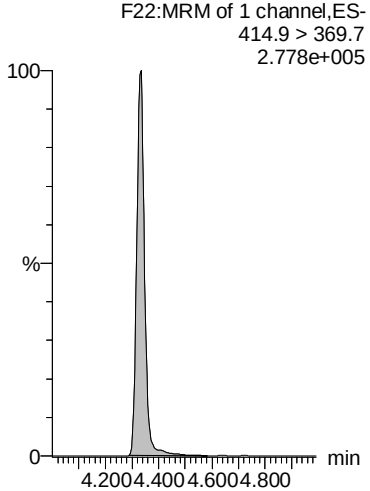

13C8-PFOS

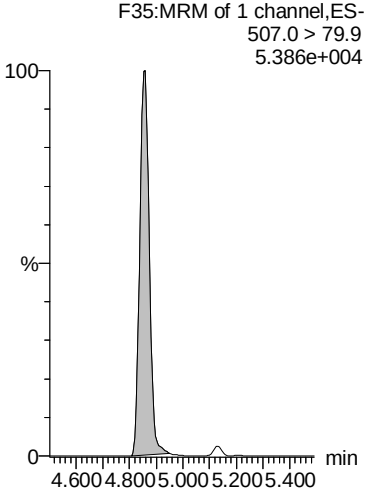

13C8-PFOS

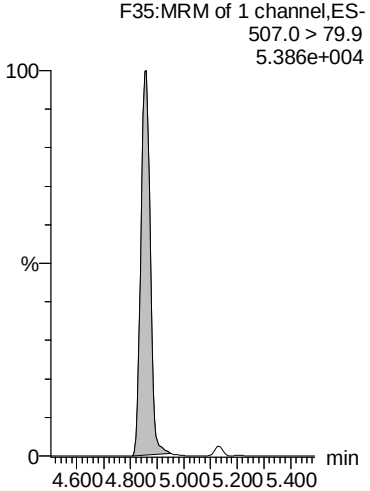

13C8-PFOS

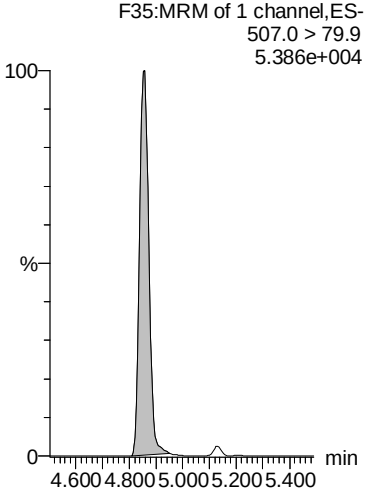

AD 8/23/2018

Vista Analytical Laboratory

Dataset: Z:\Projects\PFAS.PRO\Results\180822M2\180822M2-35.qld

Last Altered: Thursday, August 23, 2018 14:46:19 Pacific Daylight Time
Printed: Thursday, August 23, 2018 14:46:35 Pacific Daylight Time

Name: 180822M2_35, Date: 22-Aug-2018, Time: 23:42:24, ID: B8H0017-BS1 OPR 0.25, Description: OPR

PFNA

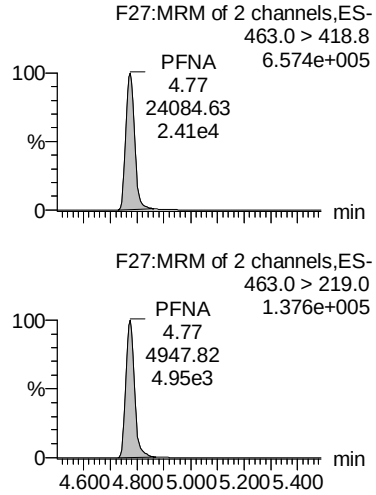

PFOSA

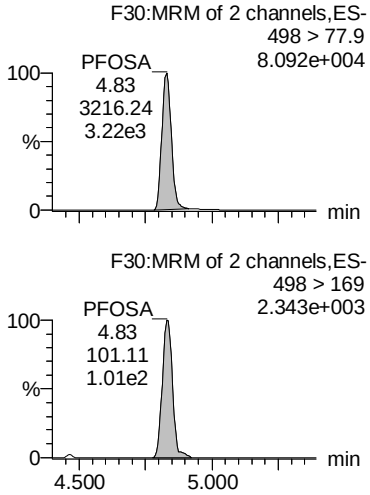

PFDA

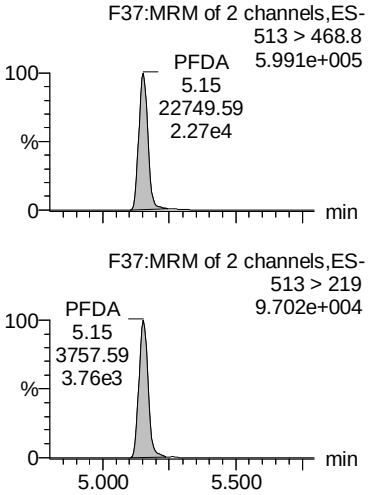

8:2 FTS

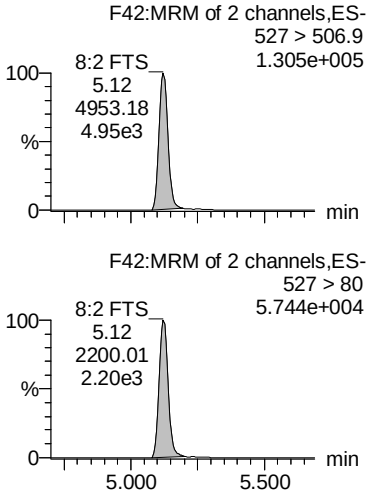

PFNS

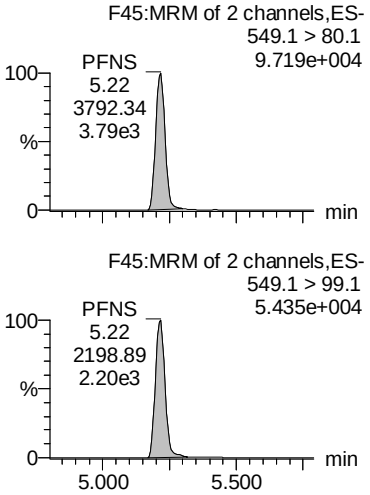

13C5-PFNA

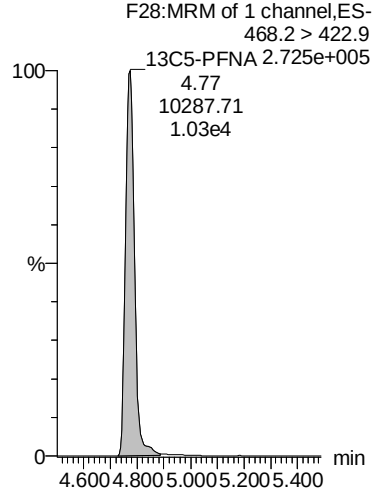

13C8-PFOSA

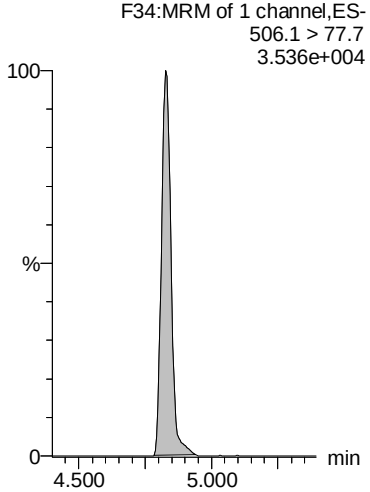

13C2-PFDA

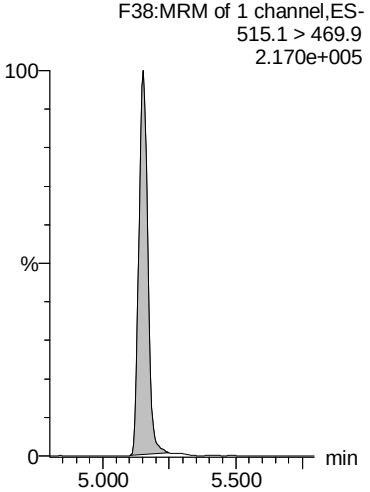

13C2-8:2 FTS

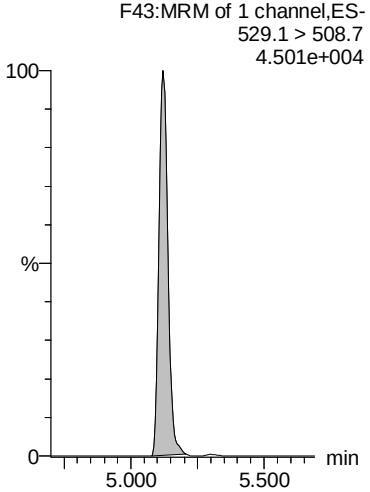

13C8-PFOS

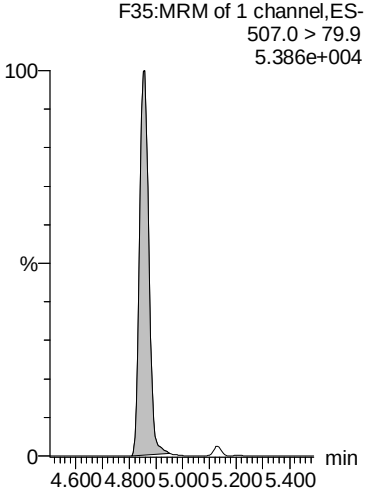

AD 8/23/2018

Vista Analytical Laboratory

Dataset: Z:\Projects\PFAS.PRO\Results\180822M2\180822M2-35.qld

Last Altered: Thursday, August 23, 2018 14:46:19 Pacific Daylight Time
Printed: Thursday, August 23, 2018 14:46:35 Pacific Daylight Time

Name: 180822M2_35, Date: 22-Aug-2018, Time: 23:42:24, ID: B8H0017-BS1 OPR 0.25, Description: OPR

L-MeFOSAA

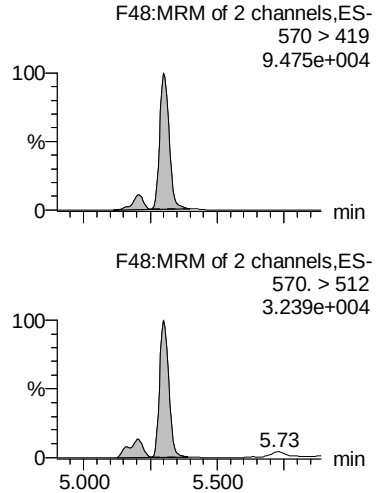

Total N-MeFOSAA

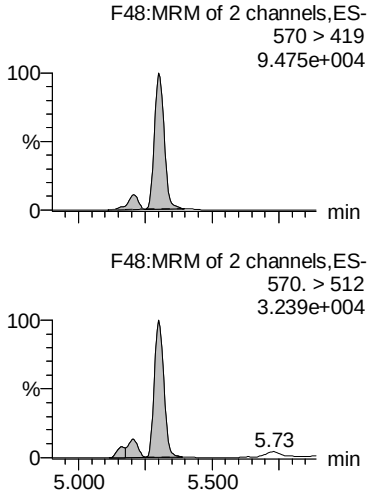

L-EtFOSAA

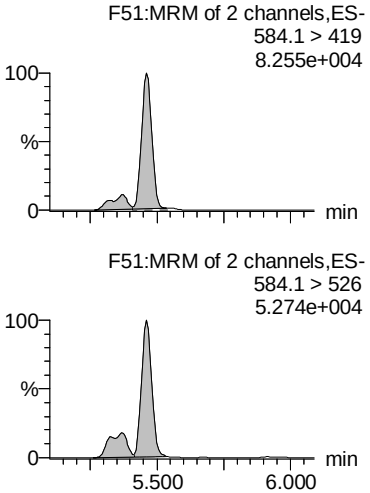

Total N-EtFOSAA

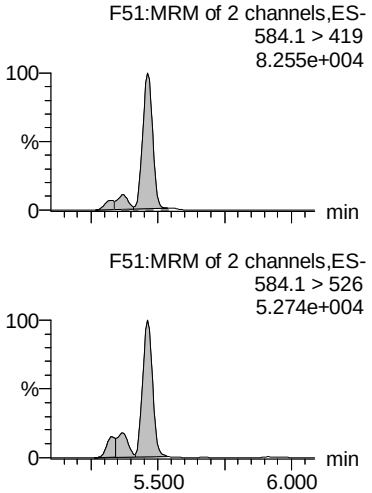

PFUdA

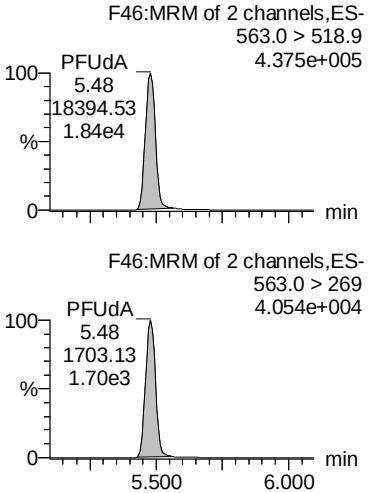

d3-N-MeFOSAA

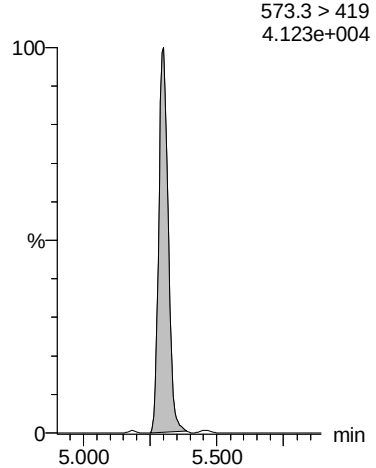

d3-N-MeFOSAA

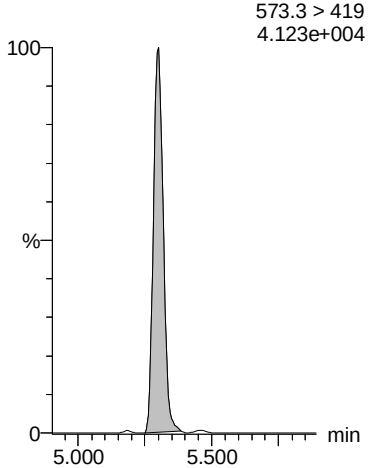

d5-N-EtFOSAA

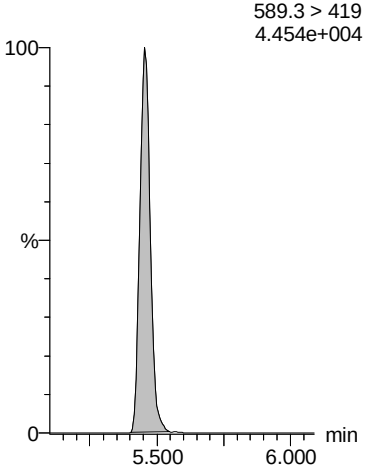

d5-N-EtFOSAA

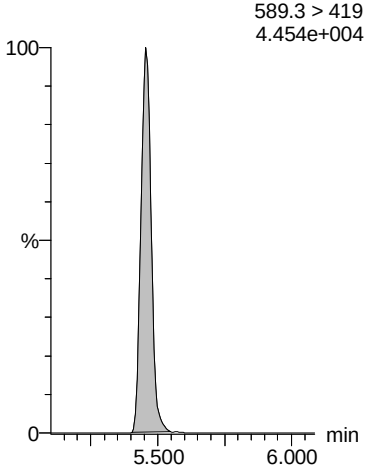

13C2-PFUdA

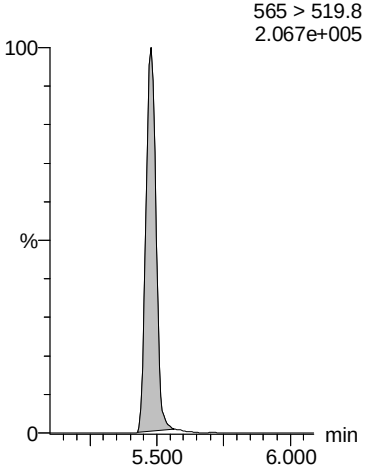

AD 8/23/2018

Dataset: Z:\Projects\PFAS.PRO\Results\180822M2\180822M2-35.qld

Last Altered: Thursday, August 23, 2018 14:46:19 Pacific Daylight Time
Printed: Thursday, August 23, 2018 14:46:35 Pacific Daylight Time

Name: 180822M2_35, Date: 22-Aug-2018, Time: 23:42:24, ID: B8H0017-BS1 OPR 0.25, Description: OPR

PFDS

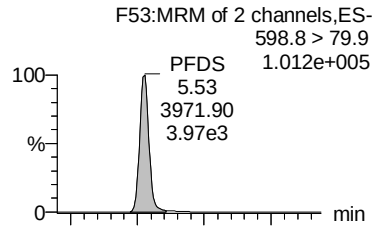

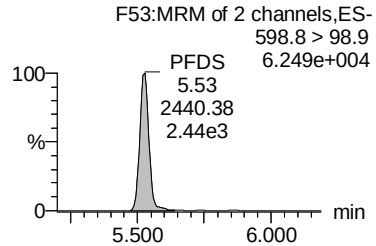

PFDoA

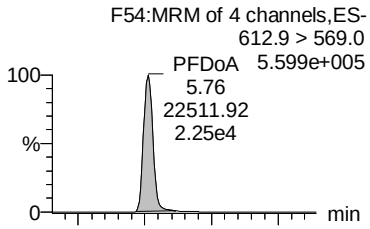

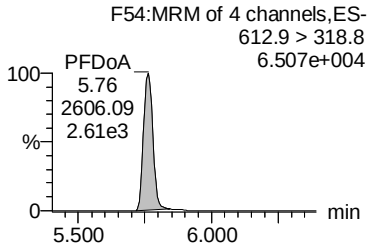

PFTrDA

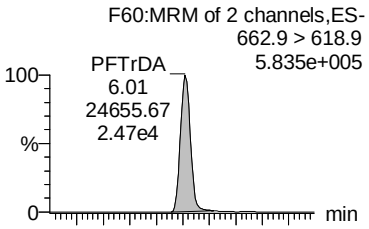

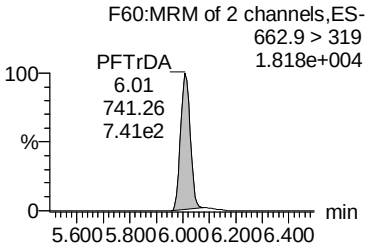

PFTeDA

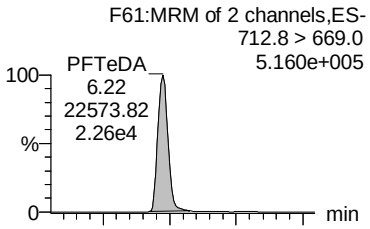

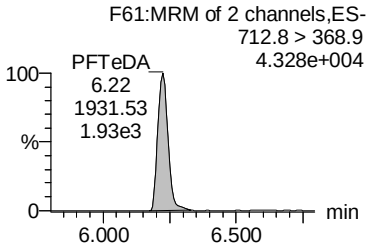

N-MeFOSA

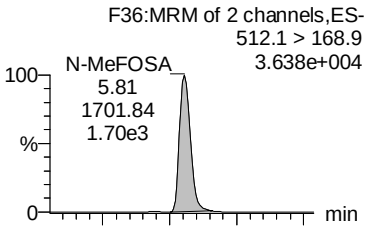

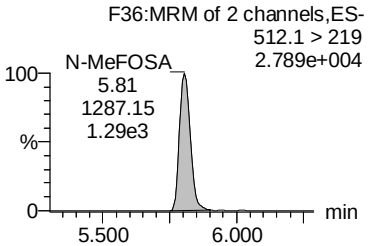

13C2-PFUdA

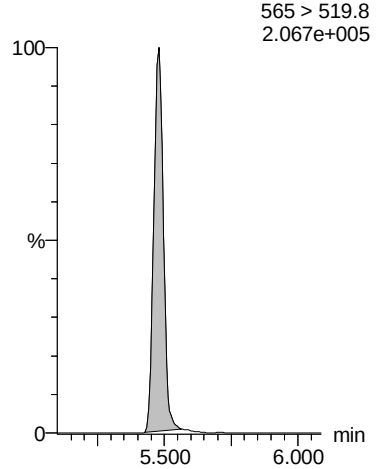

13C2-PFDoA

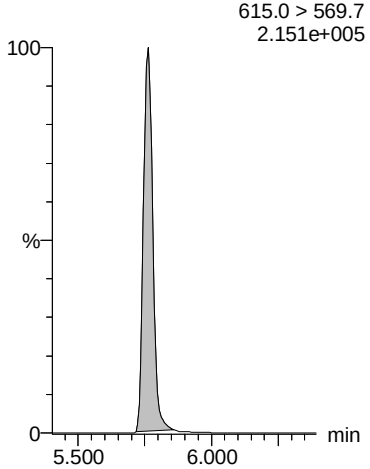

13C2-PFDoA

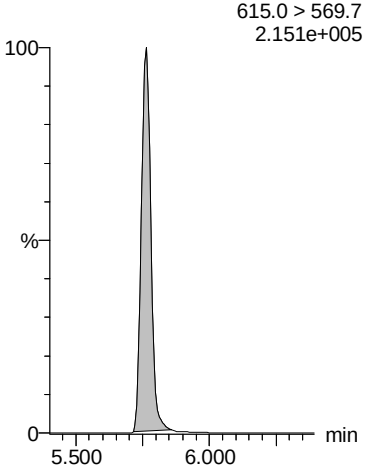

13C2-PFTeDA

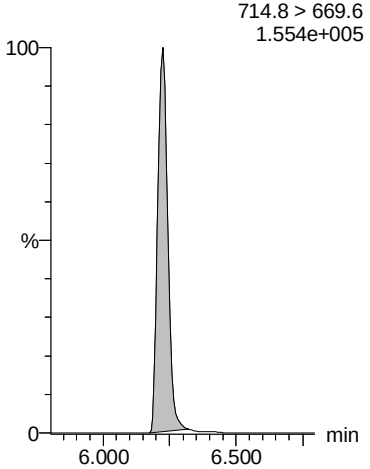

d3-N-MeFOSA

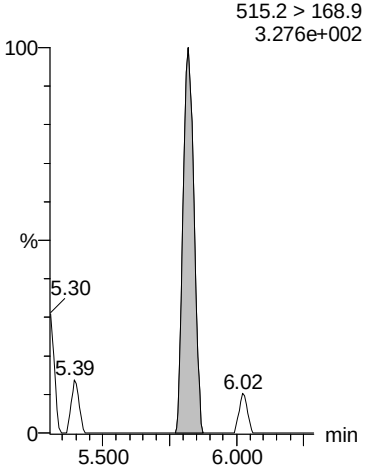

AD 8/23/2018

Dataset: Z:\Projects\PFAS.PRO\Results\180822M2\180822M2-35.qld

Last Altered: Thursday, August 23, 2018 14:46:19 Pacific Daylight Time
Printed: Thursday, August 23, 2018 14:46:35 Pacific Daylight Time

Name: 180822M2_35, Date: 22-Aug-2018, Time: 23:42:24, ID: B8H0017-BS1 OPR 0.25, Description: OPR

N-EtFOSA

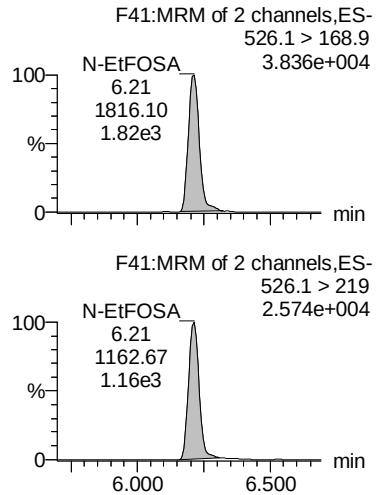

PFHxDA

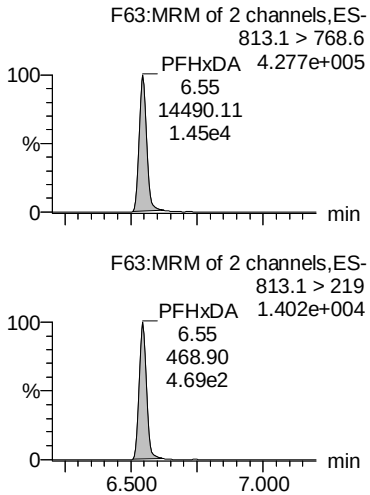

PFODA

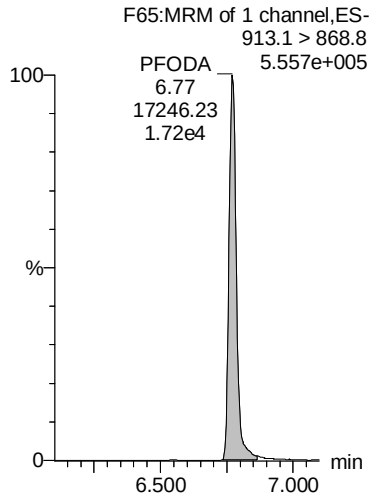

N-MeFOSE

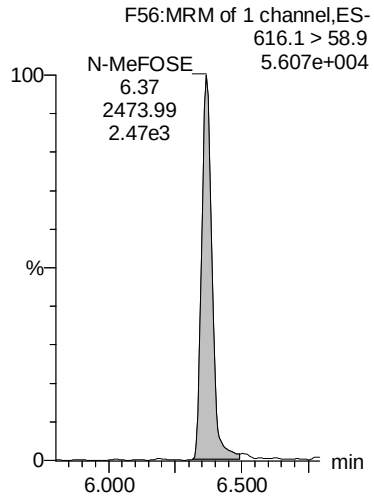

N-EtFOSE

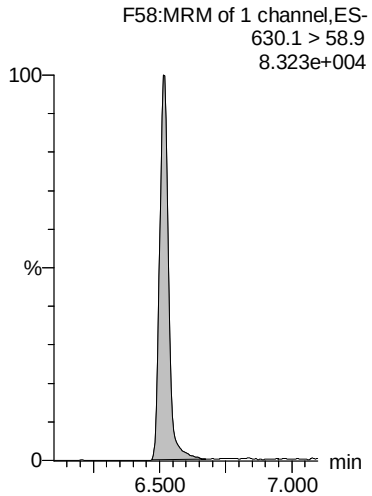

d5-N-ETFOSA

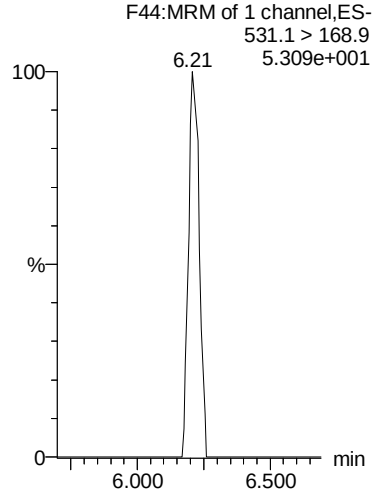

13C2-PFHxDA

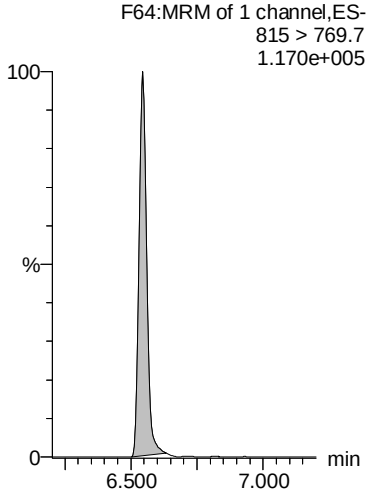

13C2-PFHxDA

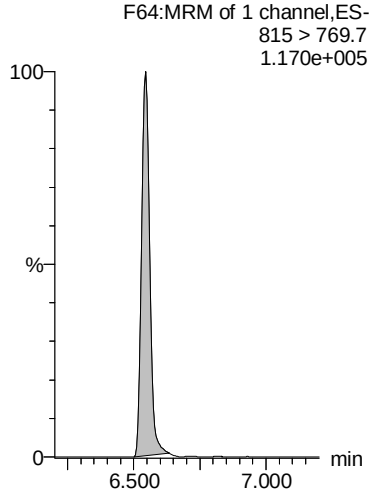

d7-N-MeFOSE

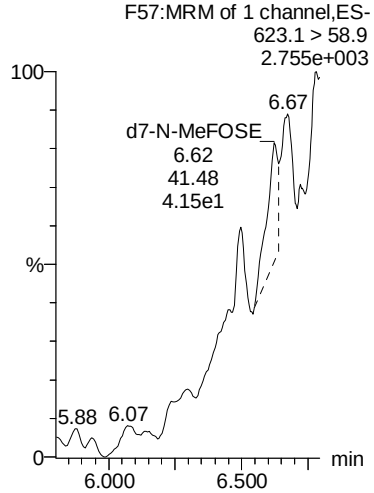

d9-N-EtFOSE

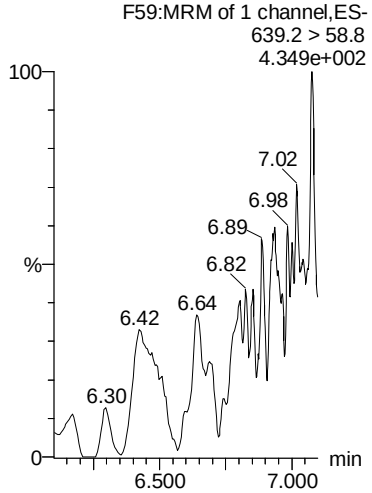

AD 8/23/2018

Dataset: Z:\Projects\PFAS.PRO\Results\180822M2\180822M2-35.qld

Last Altered: Thursday, August 23, 2018 14:46:19 Pacific Daylight Time
Printed: Thursday, August 23, 2018 14:46:35 Pacific Daylight Time

Name: 180822M2_35, Date: 22-Aug-2018, Time: 23:42:24, ID: B8H0017-BS1 OPR 0.25, Description: OPR

TCDA

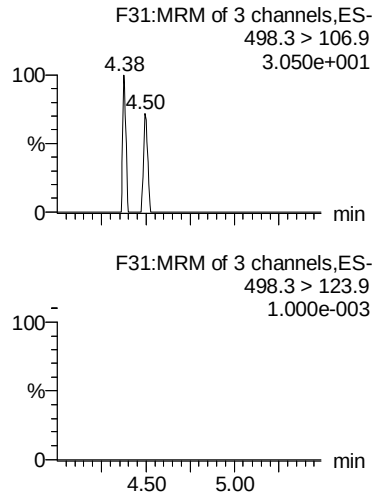

13C5-PFHxA

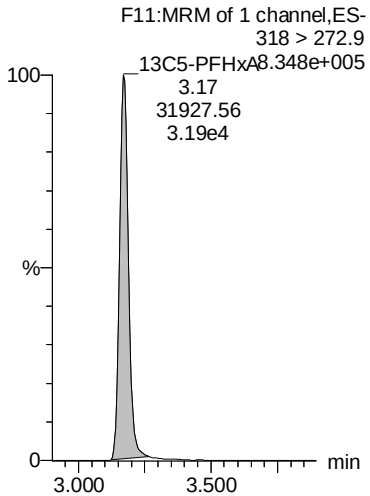

13C4-PFBA

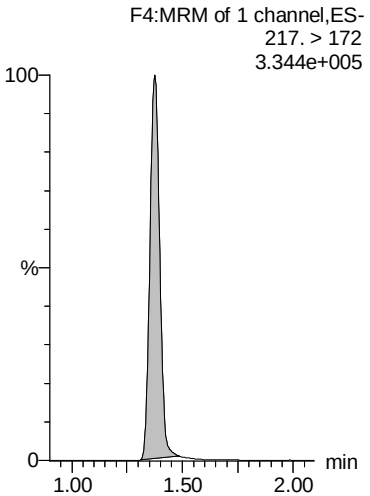

13C3-PFHxS

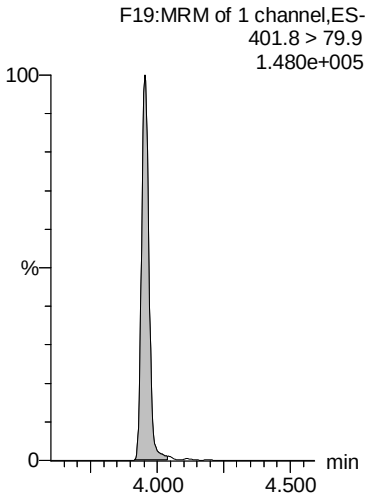

13C8-PFOA

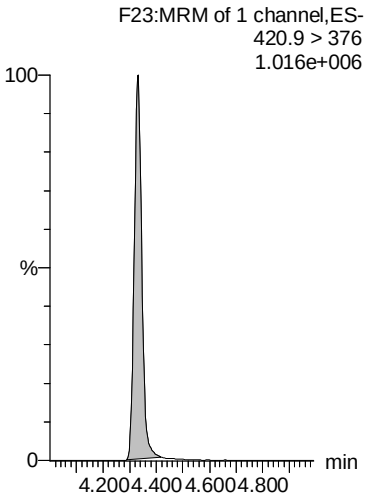

13C8-PFOS

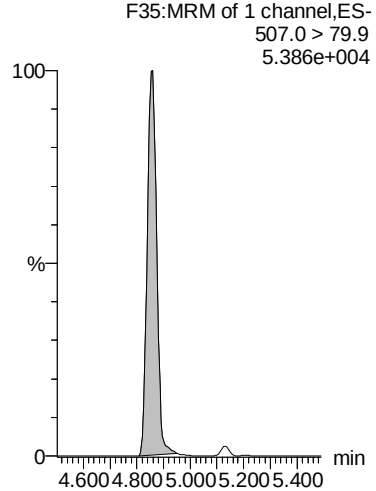

13C9-PFNA

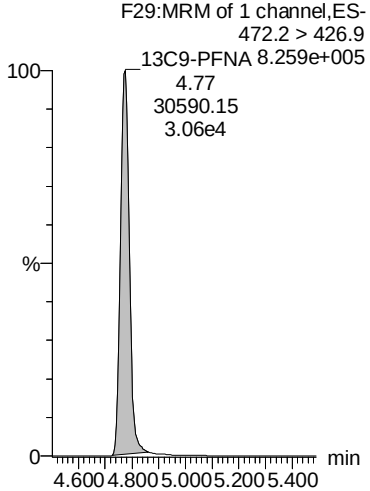

13C4-PFOS

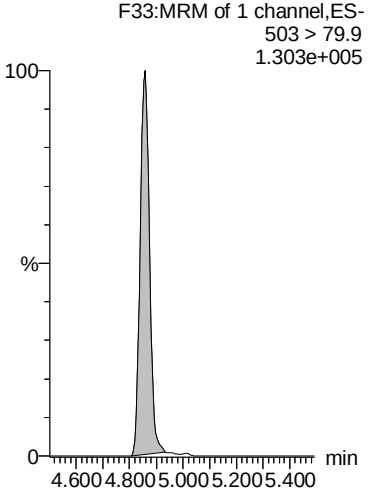

13C6-PFDA

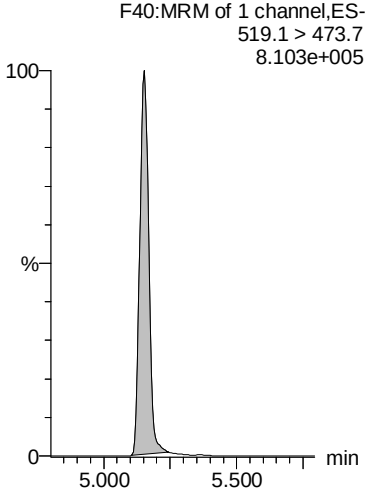

13C7-PFUdA

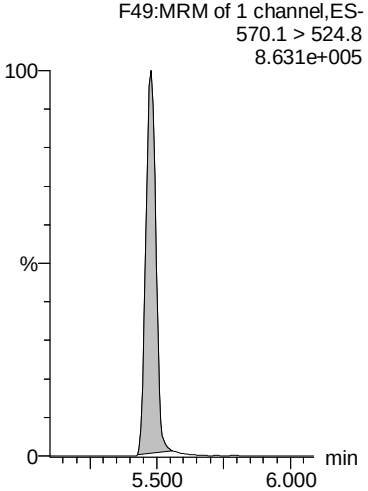

AD 8/23/2018

Dataset: F:\Projects\PFAS.PRO\Results\180827M3\180827M3-85.qld

MMM 8/28/2018

Last Altered: Tuesday, August 28, 2018 13:17:12 Pacific Daylight Time
Printed: Tuesday, August 28, 2018 13:24:40 Pacific Daylight Time

Name: 180827M3_85, Date: 28-Aug-2018, Time: 10:08:05, ID: B8H0200-BLK1 Method Blank 0.25, Description: Method Blank

	#	Name	Trace	Area	IS Area	wt/vol	RRF	RT	Respon...	Conc.	%Rec	Ion Ratio	Ratio Out?
1	1	PFBA	213.0 > 168.8		4.97e3	0.250							
2	2	PFPeA	263.1 > 218.9		9.17e3	0.250							
3	3	PFBS	299.0 > 79.7		8.07e2	0.250							
4	4	4:2 FTS	327.2>307.2		1.38e3	0.250							
5	5	PFHxA	313 > 269		6.68e3	0.250							
6	36	13C3-PFBA	216.1 > 171.8	4.97e3	1.57e4	0.250	0.316	1.21	3.95	20.3263	40.7		
7	37	13C3-PFPeA	266. > 221.8	9.17e3	2.89e4	0.250	0.317	2.21	3.96	27.2892	54.6		
8	38	13C3-PFBS	302. > 98.8	8.07e2	2.89e4	0.250	0.0279	2.51	0.349	22.3648	44.7		
9	39	13C2-4:2 FTS	329.2>308.9	1.38e3	2.89e4	0.250	0.0477	2.94	0.596	20.9223	41.8		
10	40	13C2-PFHxA	315 > 270	6.68e3	2.89e4	0.250	0.578	3.02	2.89	12.3625	61.8		
11	-1												
12	6	PFPeS	349.1>80.1		8.07e2	0.250							
13	7	PFHpA	363.0 > 318.9		9.53e3	0.250							
14	8	L-PFHxS	398.9 > 79.6	7.49e0	1.06e3	0.250	0.000	3.81	0.0888	0.3941		5.66	YES
15	68	Total PFHxS	398.9 > 79.6	7.49e0	1.06e3	0.250			0.0888	0.3941			
16	10	6:2 FTS	427.1 > 407		2.07e3	0.250							
17	38	13C3-PFBS	302. > 98.8	8.07e2	2.89e4	0.250	0.0279	2.51	0.349	22.3648	44.7		
18	41	13C4-PFHpA	367.2 > 321.8	9.53e3	2.89e4	0.250	0.329	3.65	4.12	33.7449	67.5		
19	42	18O2-PFHxS	403.0 > 102.6	1.06e3	3.73e3	0.250	0.283	3.81	3.54	29.8308	59.7		
20	42	18O2-PFHxS	403.0 > 102.6	1.06e3	3.73e3	0.250	0.283	3.81	3.54	29.8308	59.7		
21	43	13C2-6:2 FTS	429.1 > 408.9	2.07e3	3.32e4	0.250	0.0623	4.12	0.779	30.6866	61.4		
22	-1												
23	11	L-PFOA	412.8 > 368.9		1.71e4	0.250							
24	69	Total PFOA	412.8 > 368.9	0.00e0	1.71e4	0.250			0.000				
25	13	PFHpS	449 > 80.0		2.80e3	0.250							
26	16	L-PFOS	498.9 > 79.9		2.80e3	0.250							
27	70	Total PFOS	498.9 > 79.9	0.00e0	2.80e3	0.250			0.000				
28	44	13C2-PFOA	414.9 > 369.7	1.71e4	3.32e4	0.250	0.515	4.18	6.44	35.3214	70.6		
29	44	13C2-PFOA	414.9 > 369.7	1.71e4	3.32e4	0.250	0.515	4.18	6.44	35.3214	70.6		
30	47	13C8-PFOS	507.0 > 79.9	2.80e3	4.01e3	0.250	0.700	4.71	8.75	32.8330	65.7		
31	47	13C8-PFOS	507.0 > 79.9	2.80e3	4.01e3	0.250	0.700	4.71	8.75	32.8330	65.7		
32	47	13C8-PFOS	507.0 > 79.9	2.80e3	4.01e3	0.250	0.700	4.71	8.75	32.8330	65.7		
33	-1												
34	14	PFNA	463.0 > 418.8		1.62e4	0.250							
35	15	PFOSA	497.9 > 77.9		2.53e3	0.250							
36	18	PFDA	513 > 468.8		1.28e4	0.250							

AD 8/28/2018

Dataset: F:\Projects\PFAS.PRO\Results\180827M3\180827M3-85.qld

MMM 8/28/2018

Last Altered: Tuesday, August 28, 2018 13:17:12 Pacific Daylight Time
Printed: Tuesday, August 28, 2018 13:24:40 Pacific Daylight Time

Name: 180827M3_85, Date: 28-Aug-2018, Time: 10:08:05, ID: B8H0200-BLK1 Method Blank 0.25, Description: Method Blank

	#	Name	Trace	Area	IS Area	wt/vol	RRF	RT	Respon...	Conc.	%Rec	Ion Ratio	Ratio Out?
37	19	8:2 FTS	527 > 506.9		1.99e3	0.250							
38	20	PFNS	549.1 > 80.1		2.80e3	0.250							
39	45	13C5-PFNA	468.2 > 422.9	1.62e4	2.60e4	0.250	0.625	4.63	7.81	32.3271	64.7		
40	46	13C8-PFOSA	506.1 > 77.7	2.53e3	3.36e4	0.250	0.0752	4.69	0.940	22.5930	45.2		
41	48	13C2-PFDA	515.1 > 469.9	1.28e4	2.86e4	0.250	0.446	5.01	5.58	27.1701	54.3		
42	49	13C2-8:2 FTS	529.1 > 508.7	1.99e3	3.32e4	0.250	0.0600	4.98	0.750	32.0028	64.0		
43	47	13C8-PFOS	507.0 > 79.9	2.80e3	4.01e3	0.250	0.700	4.71	8.75	32.8330	65.7		
44	-1												
45	21	L-MeFOSAA	570 > 419		2.91e3	0.250							
46	71	Total N-MeFOSAA	570. > 419	0.00e0	2.91e3	0.250			0.000				
47	23	L-EtFOSAA	584.1 > 419		3.98e3	0.250							
48	72	Total N-EtFOSAA	584.1 > 419	0.00e0	3.98e3	0.250			0.000				
49	25	PFUdA	563.0 > 518.9		1.38e4	0.250							
50	50	d3-N-MeFOSAA	573.3 > 419	2.91e3	3.36e4	0.250	0.0866	5.16	1.08	22.8016	45.6		
51	50	d3-N-MeFOSAA	573.3 > 419	2.91e3	3.36e4	0.250	0.0866	5.16	1.08	22.8016	45.6		
52	52	d5-N-EtFOSAA	589.3 > 419	3.98e3	3.36e4	0.250	0.119	5.32	1.48	27.0423	54.1		
53	52	d5-N-EtFOSAA	589.3 > 419	3.98e3	3.36e4	0.250	0.119	5.32	1.48	27.0423	54.1		
54	51	13C2-PFUdA	565 > 519.8	1.38e4	3.36e4	0.250	0.412	5.34	5.14	22.5658	45.1		
55	-1												
56	26	PFDS	598.8 > 79.9		2.80e3	0.250							
57	27	PFDoA	612.9 > 569.0		1.34e4	0.250							
58	29	PFTrDA	662.9 > 618.9		1.34e4	0.250							
59	30	PFTeDA	712.8 > 669.0		1.25e4	0.250							
60	28	N-MeFOSA	512.1 > 168.9			0.250							
61	51	13C2-PFUdA	565 > 519.8	1.38e4	3.36e4	0.250	0.412	5.34	5.14	22.5658	45.1		
62	53	13C2-PFDoA	615.0 > 569.7	1.34e4	2.86e4	0.250	0.469	5.63	5.86	21.5170	43.0		
63	53	13C2-PFDoA	615.0 > 569.7	1.34e4	2.86e4	0.250	0.469	5.63	5.86	21.5170	43.0		
64	55	13C2-PFTeDA	714.8 > 669.6	1.25e4	3.36e4	0.250	0.373	6.10	4.67	26.9436	53.9		
65	54	d3-N-MeFOSA	515.2 > 168.9		3.36e4	0.250							
66	-1												
67	31	N-EtFOSA	526.1 > 168.9			0.250							
68	32	PFHxDA	813.1 > 768.6	1.46e2	7.39e3	0.250	0.000	6.45	0.0989	0.4770		160	YES
69	33	PFODA	913.1 > 868.8	2.20e1	7.39e3	0.250	0.000	6.69	0.0149	0.2540			
70	34	N-MeFOSE	616.1 > 58.9			0.250							
71	35	N-EtFOSE	630.1 > 58.9			0.250							
72	56	d5-N-ETFOSA	531.1 > 168.9		3.36e4	0.250							

AD 8/28/2018

Dataset: F:\Projects\PFAS.PRO\Results\180827M3\180827M3-85.qld

MMM 8/28/2018

Last Altered: Tuesday, August 28, 2018 13:17:12 Pacific Daylight Time
Printed: Tuesday, August 28, 2018 13:24:40 Pacific Daylight Time

Name: 180827M3_85, Date: 28-Aug-2018, Time: 10:08:05, ID: B8H0200-BLK1 Method Blank 0.25, Description: Method Blank

	#	Name	Trace	Area	IS Area	wt/vol	RRF	RT	Respon...	Conc.	%Rec	Ion Ratio	Ratio Out?
73	57	13C2-PFHxDA	815 > 769.7	7.39e3	3.36e4	0.250	0.550	6.45	2.75	12.6162	63.1		
74	57	13C2-PFHxDA	815 > 769.7	7.39e3	3.36e4	0.250	0.550	6.45	2.75	12.6162	63.1		
75	58	d7-N-MeFOSE	623.1 > 58.9		3.36e4	0.250							
76	59	d9-N-EtFOSE	639.2 > 58.8		3.36e4	0.250							
77	-1												
78	73	TCDA	498.3>106.9			0.250							
79	61	13C5-PFHxA	318 > 272.9	2.89e4	2.89e4	0.250	1.00	3.02	12.5	50.0000	100.0		
80	60	13C4-PFBA	217. > 172	1.57e4	1.57e4	0.250	1.00	1.21	12.5	50.0000	100.0		
81	62	13C3-PFHxS	401.8 > 79.9	3.73e3	3.73e3	0.250	1.00	3.81	12.5	50.0000	100.0		
82	63	13C8-PFOA	420.9 > 376	3.32e4	3.32e4	0.250	1.00	4.18	12.5	50.0000	100.0		
83	47	13C8-PFOS	507.0 > 79.9	2.80e3	4.01e3	0.250	0.700	4.71	8.75	32.8330	65.7		
84	64	13C9-PFNA	472.2 > 426.9	2.60e4	2.60e4	0.250	1.00	4.63	12.5	50.0000	100.0		
85	65	13C4-PFOS	503 > 79.9	4.01e3	4.01e3	0.250	1.00	4.71	12.5	50.0000	100.0		
86	66	13C6-PFDA	519.1 > 473.7	2.86e4	2.86e4	0.250	1.00	5.01	12.5	50.0000	100.0		
87	67	13C7-PFUdA	570.1 > 524.8	3.36e4	3.36e4	0.250	1.00	5.34	12.5	50.0000	100.0		

AD 8/28/2018

Vista Analytical Laboratory

Dataset: F:\Projects\PFAS.PRO\Results\180827M3\180827M3-85.qld

MMM 8/28/2018

Last Altered: Tuesday, August 28, 2018 13:17:12 Pacific Daylight Time
Printed: Tuesday, August 28, 2018 13:24:40 Pacific Daylight Time

Method: F:\Projects\PFAS.PRO\MethDB\PFAS_FULL_80C_082718_B.mdb 28 Aug 2018 10:44:43
Calibration: F:\Projects\PFAS.PRO\CurveDB\C18_VAL-PFAS_Q4_08-27-18.cdb 28 Aug 2018 10:38:34

Name: 180827M3_85, Date: 28-Aug-2018, Time: 10:08:05, ID: B8H0200-BLK1 Method Blank 0.25, Description: Method Blank

PFBA

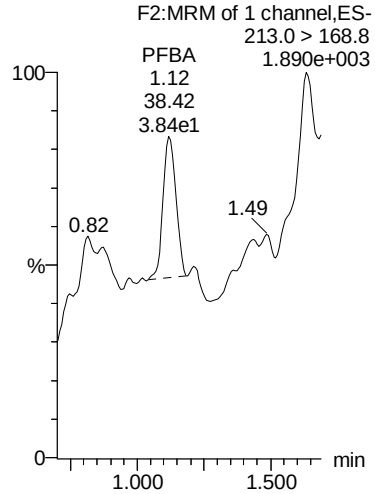

PFPeA

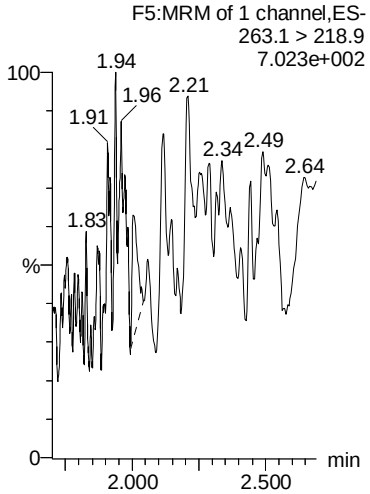

PFBS

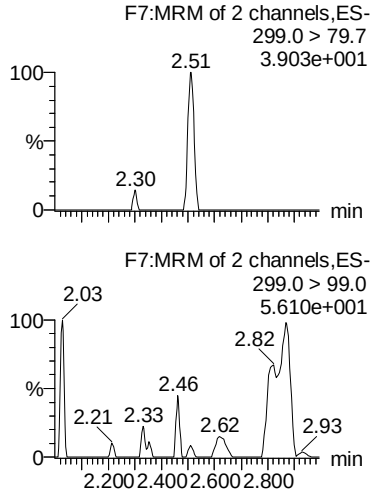

4:2 FTS

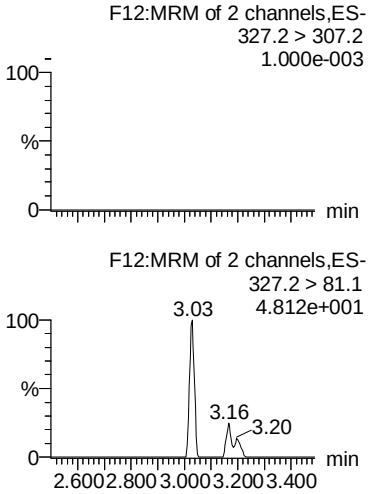

PFHxA

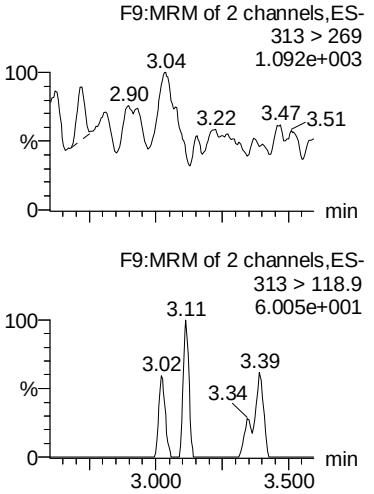

13C3-PFBA

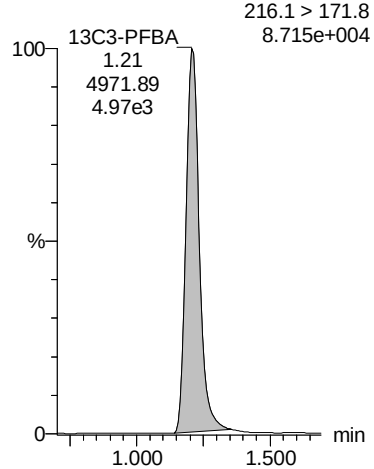

13C3-PFPeA

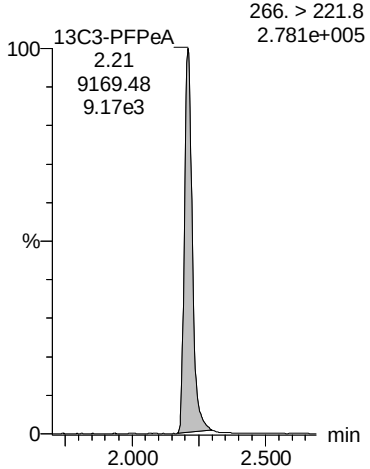

13C3-PFBS

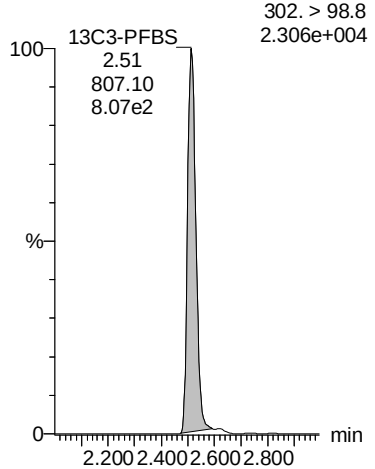

13C2-4:2 FTS

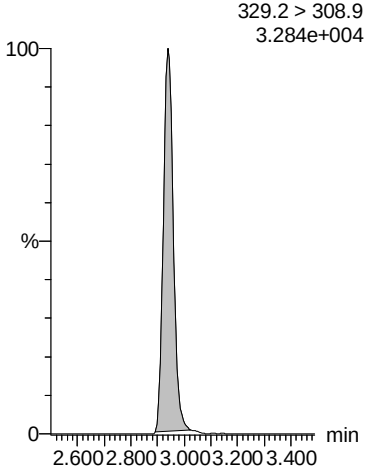

13C2-PFHxA

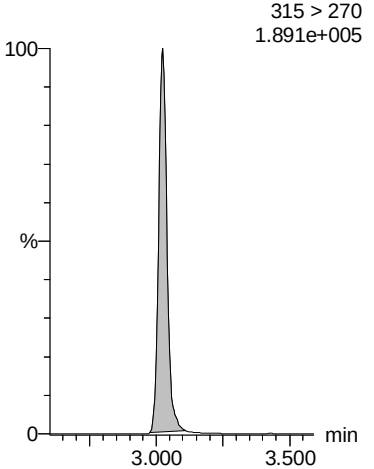

AD 8/28/2018

Dataset: F:\Projects\PFAS.PRO\Results\180827M3\180827M3-85.qld

MMM 8/28/2018

Last Altered: Tuesday, August 28, 2018 13:17:12 Pacific Daylight Time
Printed: Tuesday, August 28, 2018 13:24:40 Pacific Daylight Time

Name: 180827M3_85, Date: 28-Aug-2018, Time: 10:08:05, ID: B8H0200-BLK1 Method Blank 0.25, Description: Method Blank

PFPeS

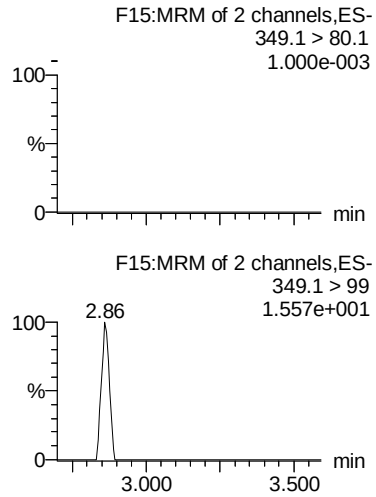

PFHpA

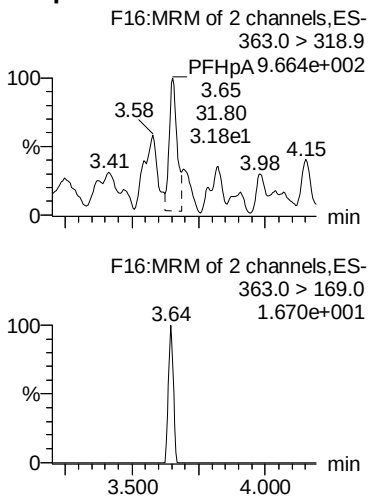

L-PFHxS

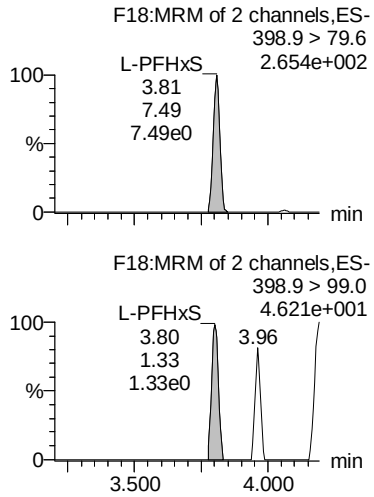

Total PFHxS

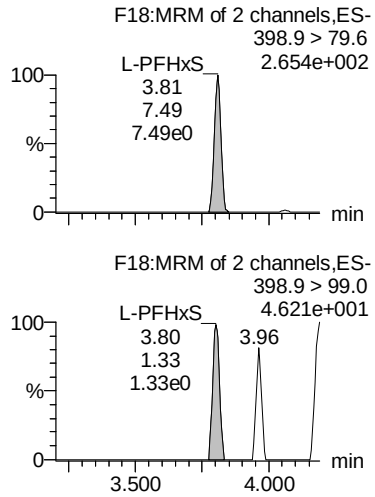

6:2 FTS

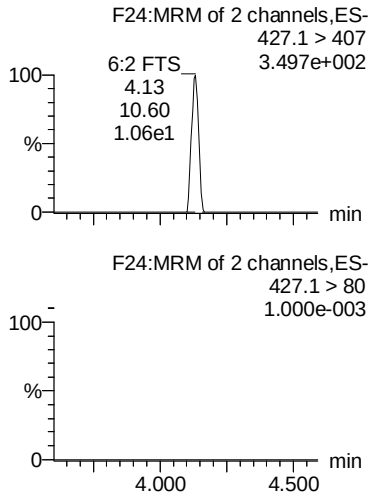

13C3-PFBS

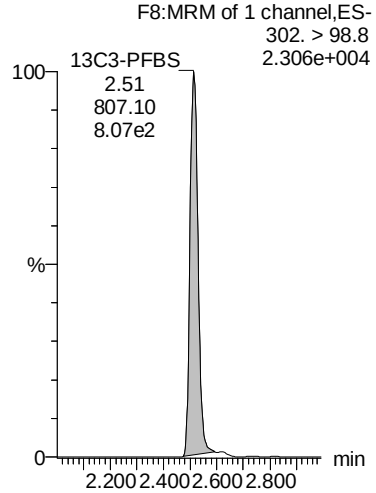

13C4-PFHpA

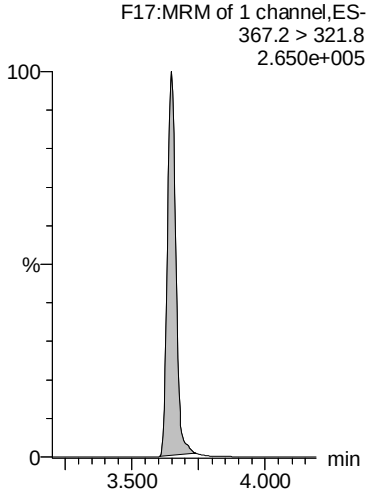

18O2-PFHxS

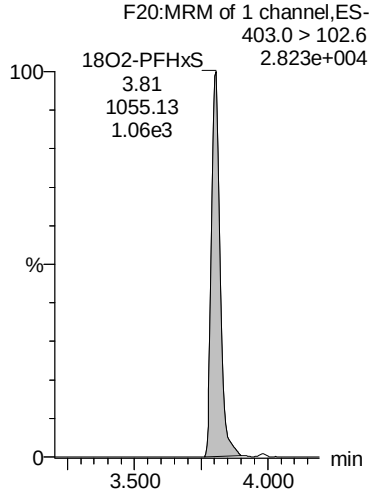

18O2-PFHxS

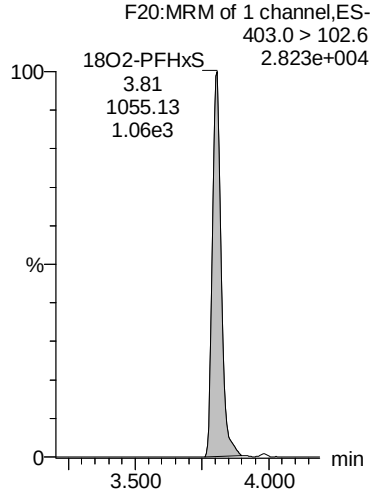

13C2-6:2 FTS

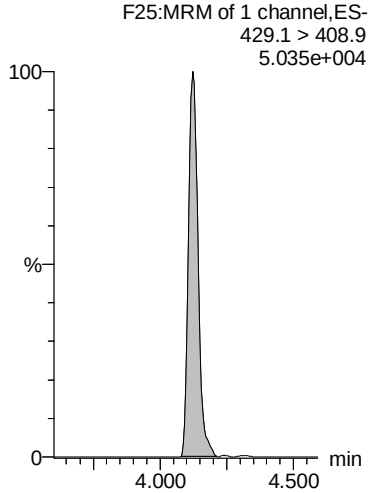

AD 8/28/2018

Dataset: F:\Projects\PFAS.PRO\Results\180827M3\180827M3-85.qld

MMM 8/28/2018

Last Altered: Tuesday, August 28, 2018 13:17:12 Pacific Daylight Time
Printed: Tuesday, August 28, 2018 13:24:40 Pacific Daylight Time

Name: 180827M3_85, Date: 28-Aug-2018, Time: 10:08:05, ID: B8H0200-BLK1 Method Blank 0.25, Description: Method Blank

L-PFOA

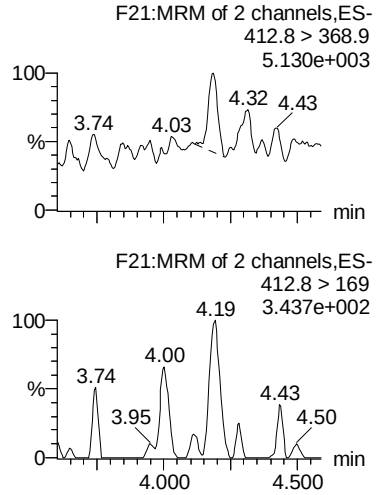

Total PFOA

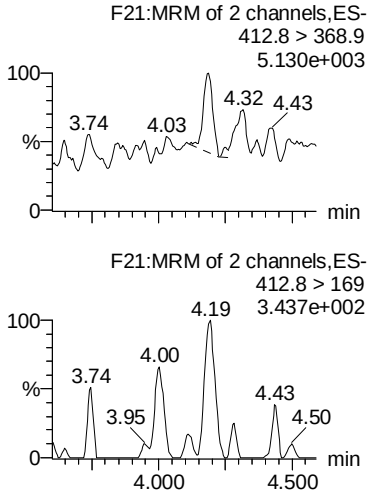

PFHpS

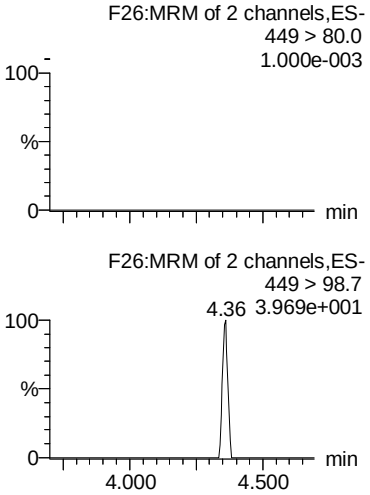

L-PFOS

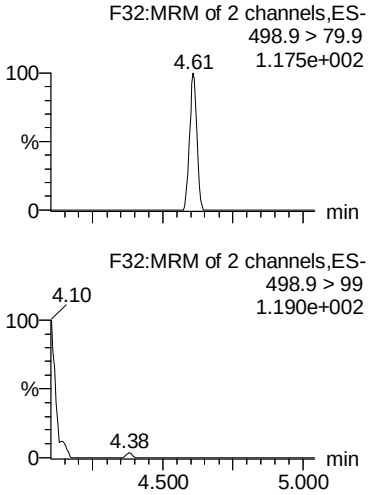

Total PFOS

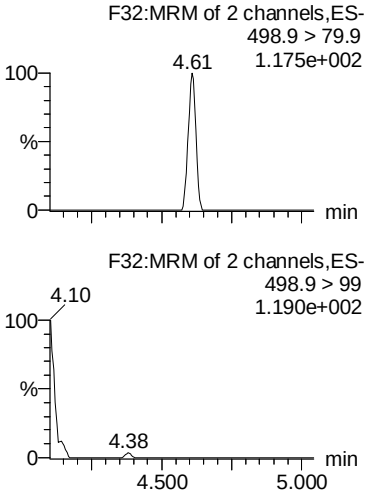

13C2-PFOA

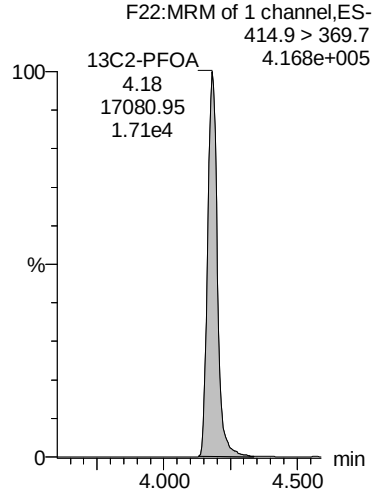

13C2-PFOA

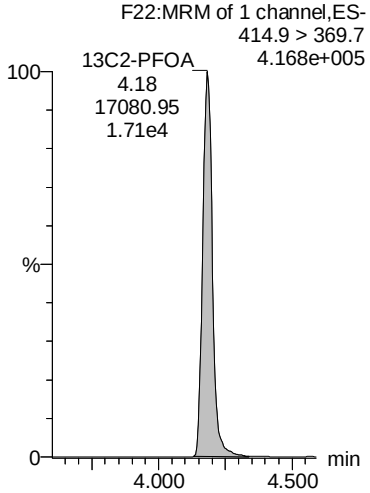

13C8-PFOS

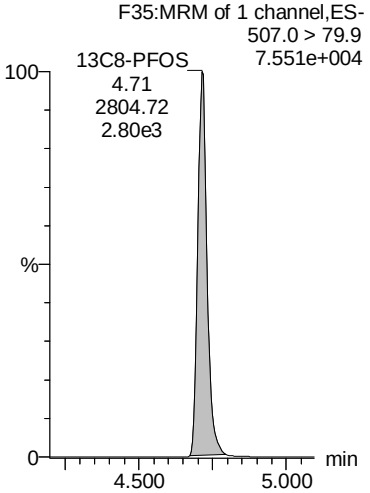

13C8-PFOS

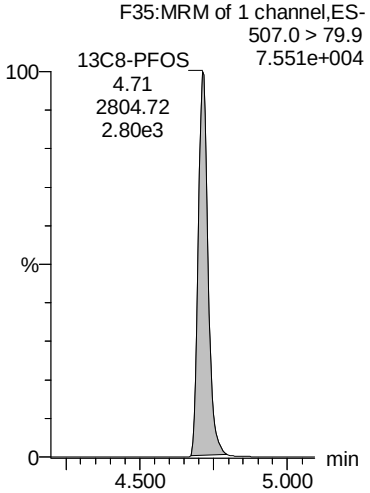

13C8-PFOS

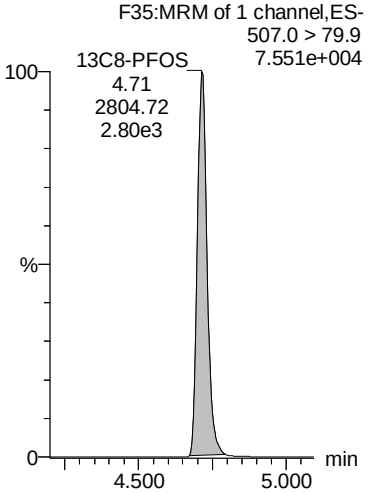

AD 8/28/2018

Dataset: F:\Projects\PFAS.PRO\Results\180827M3\180827M3-85.qld

MMM 8/28/2018

Last Altered: Tuesday, August 28, 2018 13:17:12 Pacific Daylight Time
Printed: Tuesday, August 28, 2018 13:24:40 Pacific Daylight Time

Name: 180827M3_85, Date: 28-Aug-2018, Time: 10:08:05, ID: B8H0200-BLK1 Method Blank 0.25, Description: Method Blank

PFNA

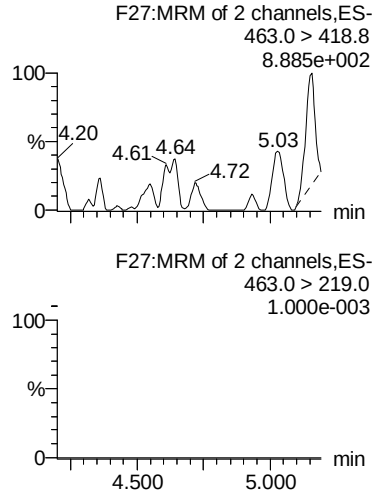

PFOSA

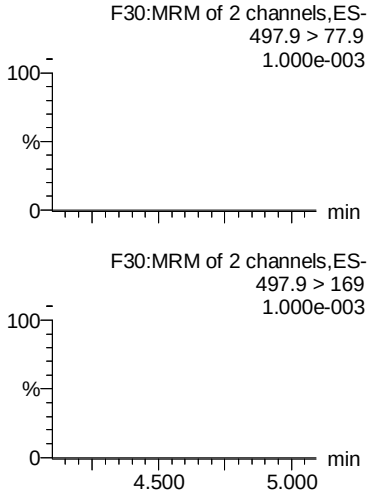

PFDA

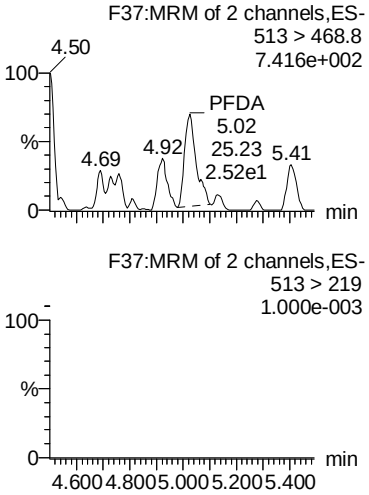

8:2 FTS

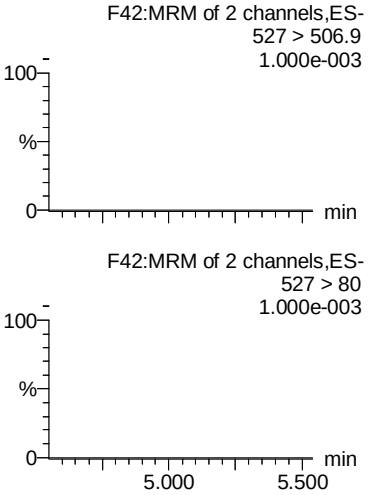

PFNS

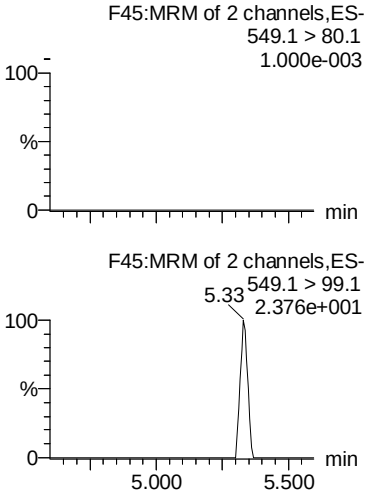

13C5-PFNA

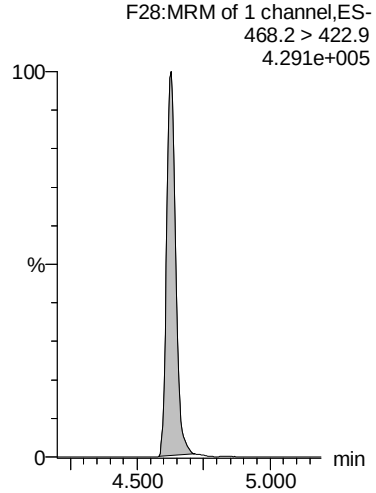

13C8-PFOSA

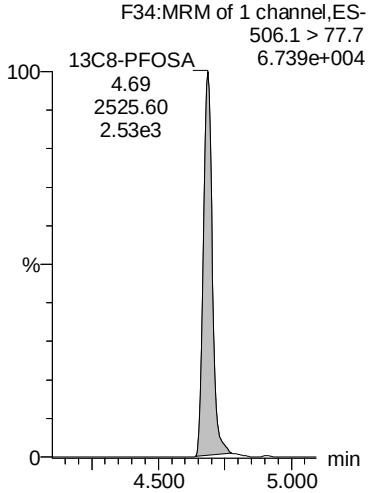

13C2-PFDA

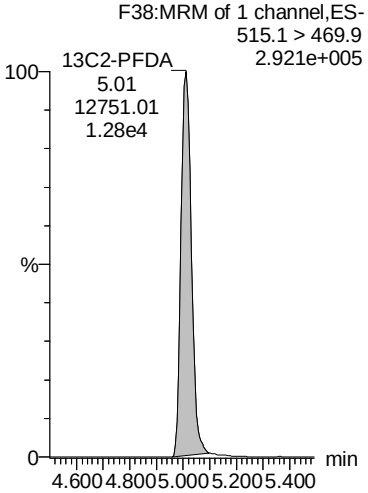

13C2-8:2 FTS

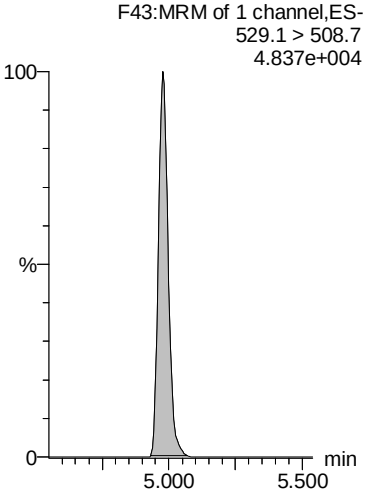

13C8-PFOS

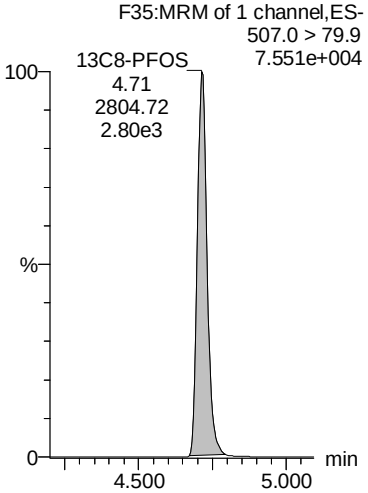

AD 8/28/2018

Dataset: F:\Projects\PFAS.PRO\Results\180827M3\180827M3-85.qld

MMM 8/28/2018

Last Altered: Tuesday, August 28, 2018 13:17:12 Pacific Daylight Time
Printed: Tuesday, August 28, 2018 13:24:40 Pacific Daylight Time

Name: 180827M3_85, Date: 28-Aug-2018, Time: 10:08:05, ID: B8H0200-BLK1 Method Blank 0.25, Description: Method Blank

L-MeFOSAA

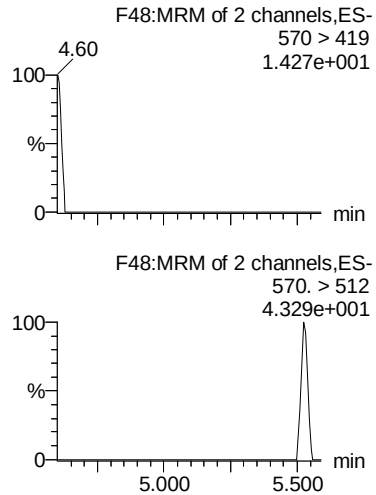

Total N-MeFOSAA

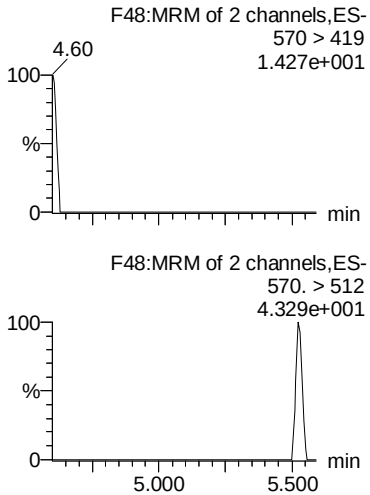

L-EtFOSAA

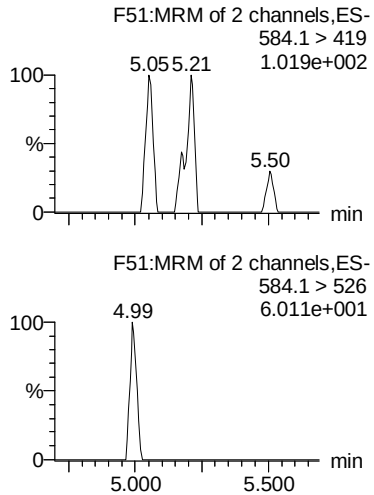

Total N-EtFOSAA

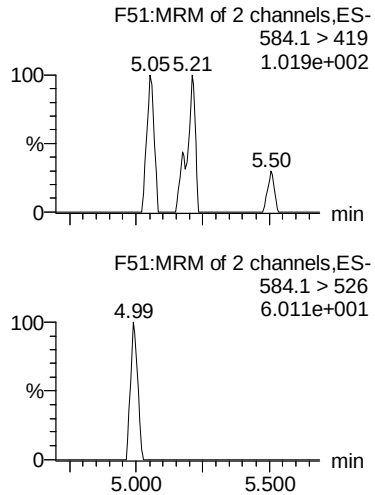

PFUdA

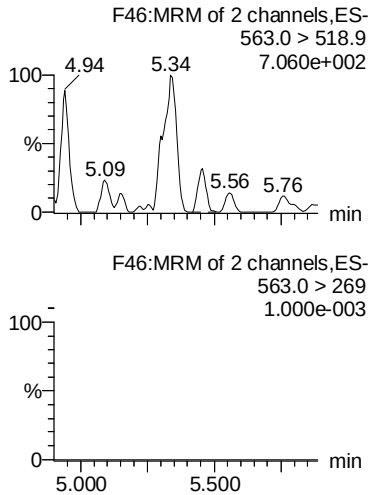

d3-N-MeFOSAA

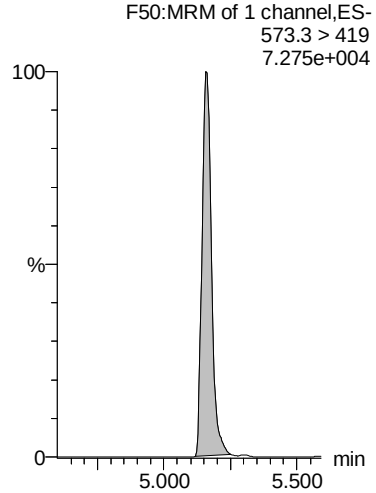

d3-N-MeFOSAA

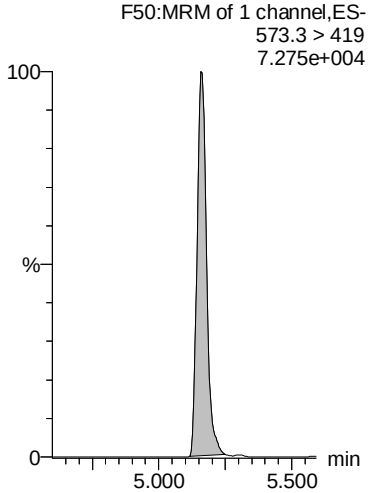

d5-N-EtFOSAA

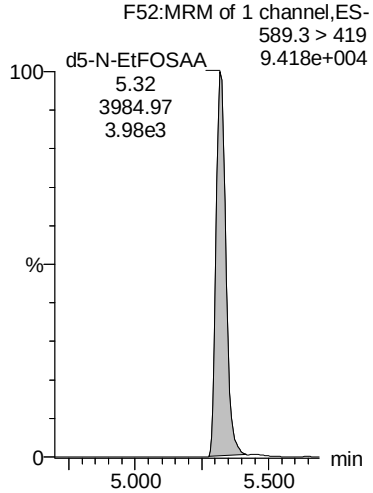

d5-N-EtFOSAA

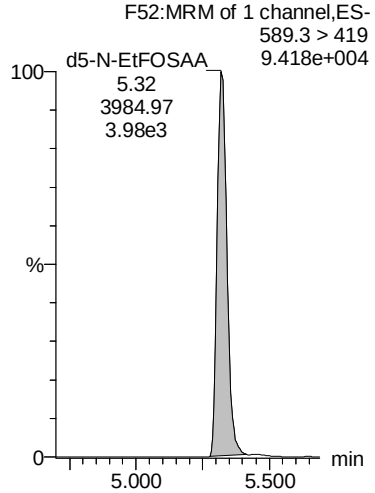

13C2-PFUdA

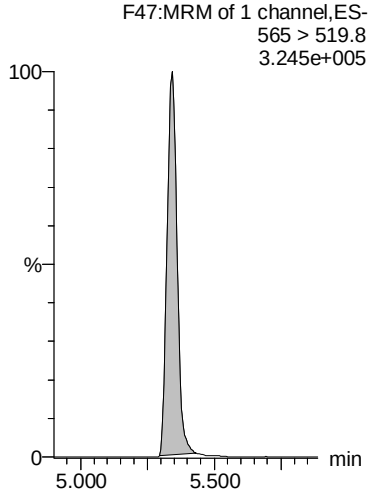

AD 8/28/2018

Dataset: F:\Projects\PFAS.PRO\Results\180827M3\180827M3-85.qld

MMM 8/28/2018

Last Altered: Tuesday, August 28, 2018 13:17:12 Pacific Daylight Time
Printed: Tuesday, August 28, 2018 13:24:40 Pacific Daylight Time

Name: 180827M3_85, Date: 28-Aug-2018, Time: 10:08:05, ID: B8H0200-BLK1 Method Blank 0.25, Description: Method Blank

PFDS

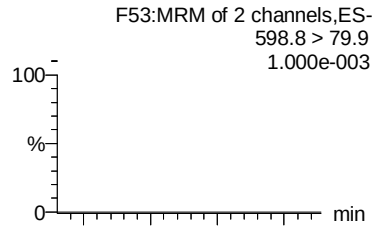

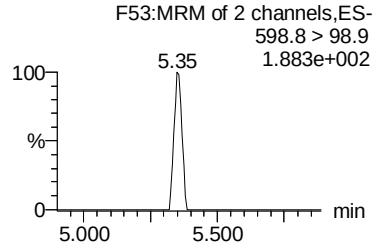

PFDoA

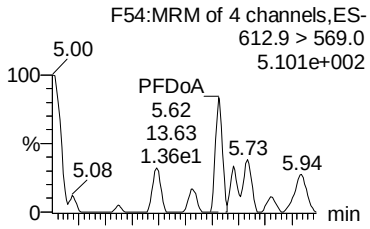

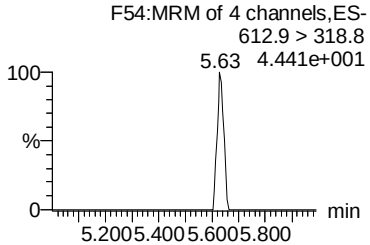

PFTrDA

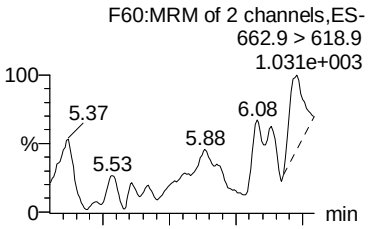

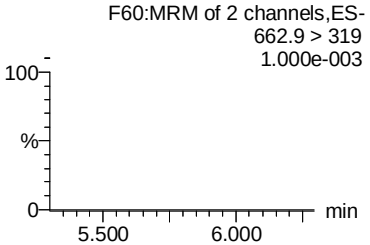

PFTeDA

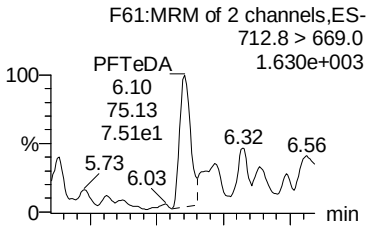

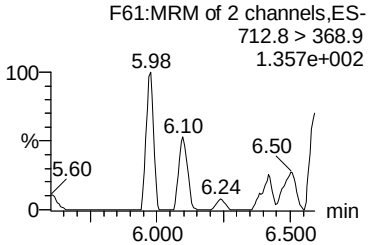

N-MeFOSA

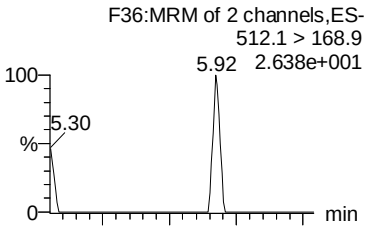

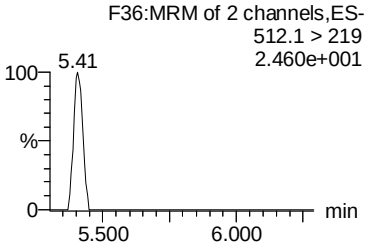

13C2-PFUdA

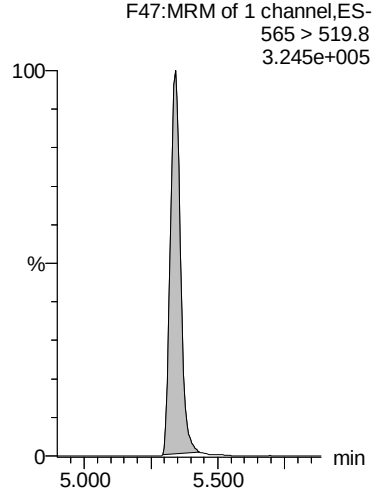

13C2-PFDoA

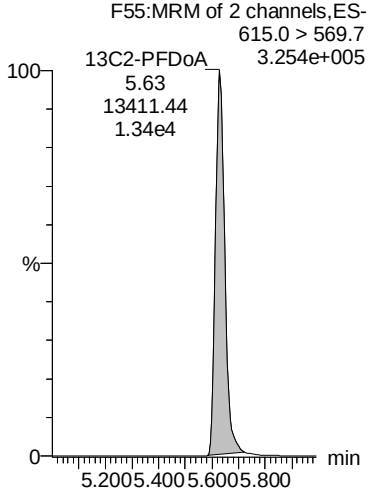

13C2-PFDoA

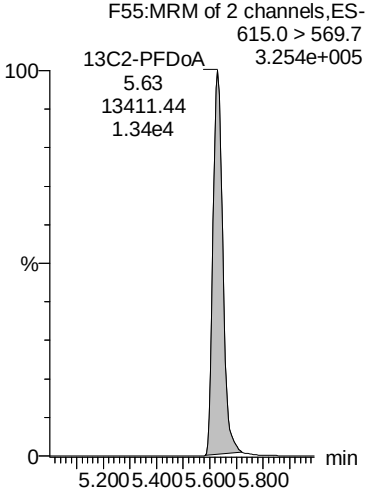

13C2-PFTeDA

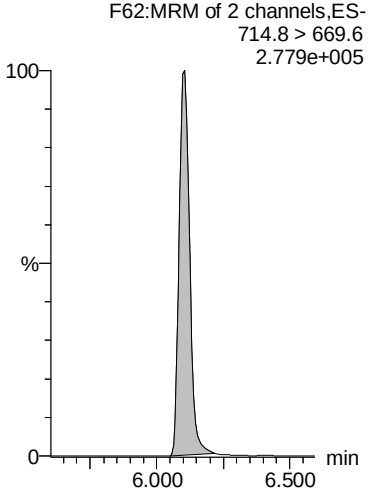

d3-N-MeFOSA

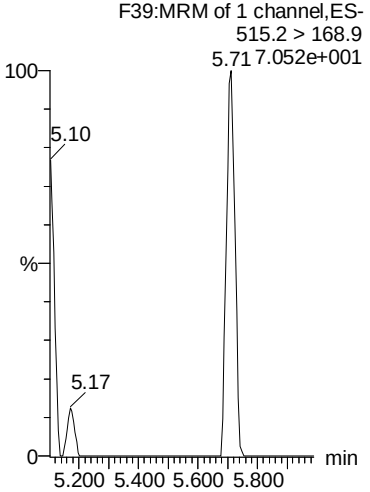

AD 8/28/2018

Dataset: F:\Projects\PFAS.PRO\Results\180827M3\180827M3-85.qld

MMM 8/28/2018

Last Altered: Tuesday, August 28, 2018 13:17:12 Pacific Daylight Time
Printed: Tuesday, August 28, 2018 13:24:40 Pacific Daylight Time

Name: 180827M3_85, Date: 28-Aug-2018, Time: 10:08:05, ID: B8H0200-BLK1 Method Blank 0.25, Description: Method Blank

N-EtFOSA

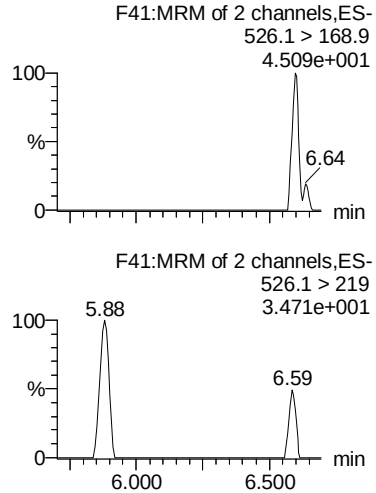

PFHxDA

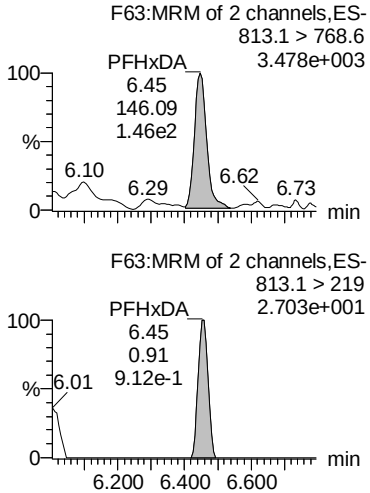

PFODA

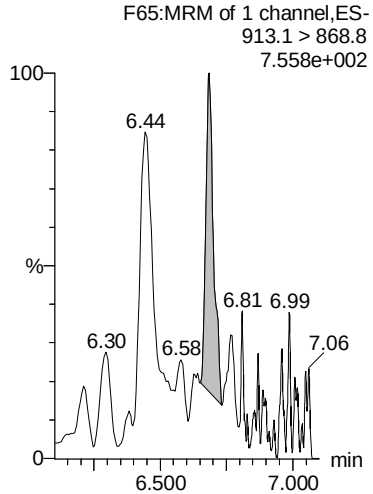

N-MeFOSE

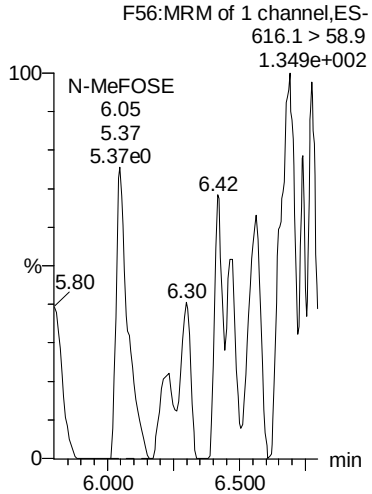

N-EtFOSE

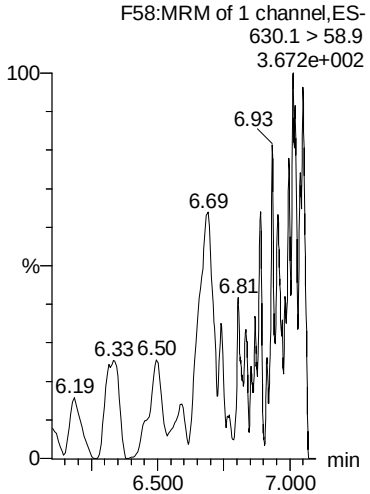

d5-N-ETFOSA

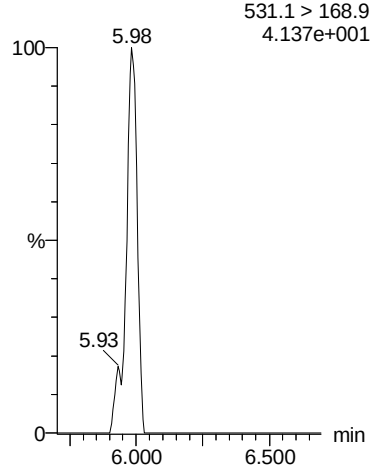

13C2-PFHxDA

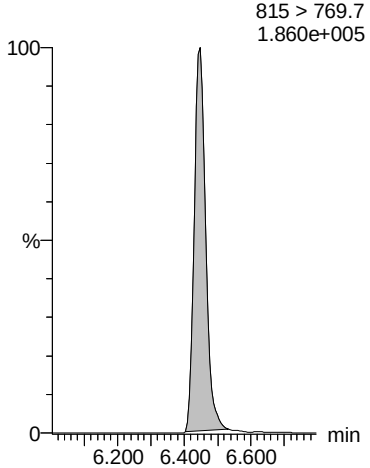

13C2-PFHxDA

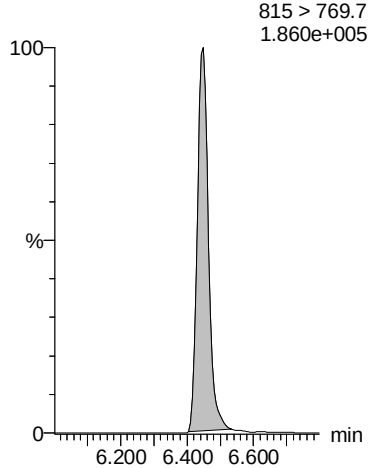

d7-N-MeFOSE

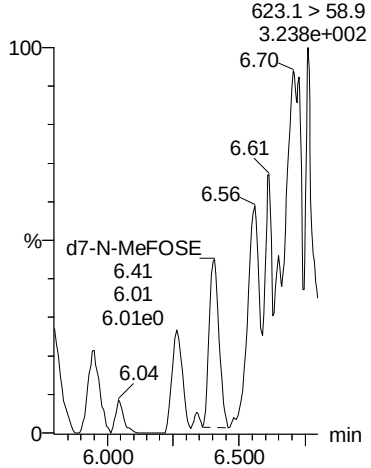

d9-N-EtFOSE

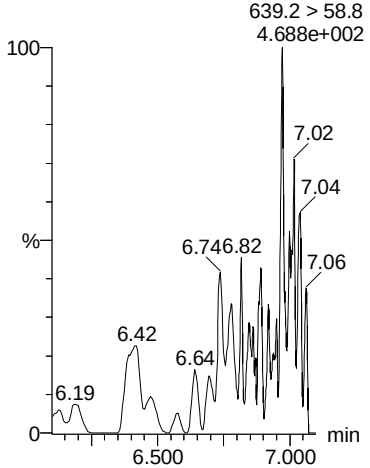

AD 8/28/2018

Dataset: F:\Projects\PFAS.PRO\Results\180827M3\180827M3-85.qld

MMM 8/28/2018

Last Altered: Tuesday, August 28, 2018 13:17:12 Pacific Daylight Time
Printed: Tuesday, August 28, 2018 13:24:40 Pacific Daylight Time

Name: 180827M3_85, Date: 28-Aug-2018, Time: 10:08:05, ID: B8H0200-BLK1 Method Blank 0.25, Description: Method Blank

TCDA

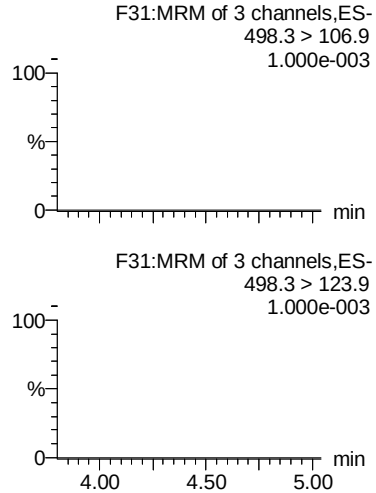

13C5-PFHxA

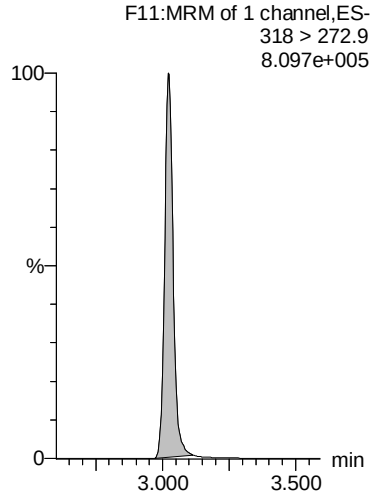

13C4-PFBA

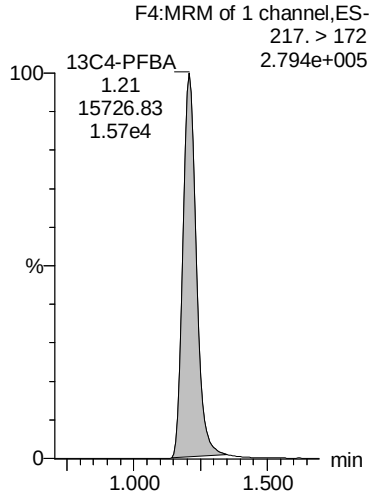

13C3-PFHxS

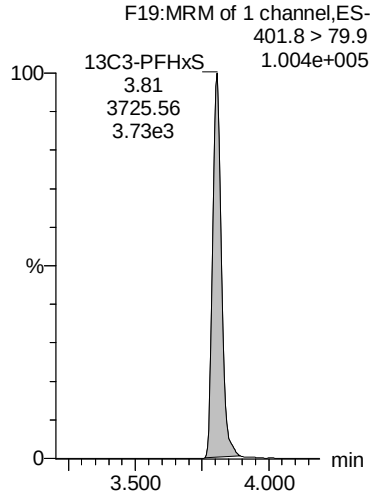

13C8-PFOA

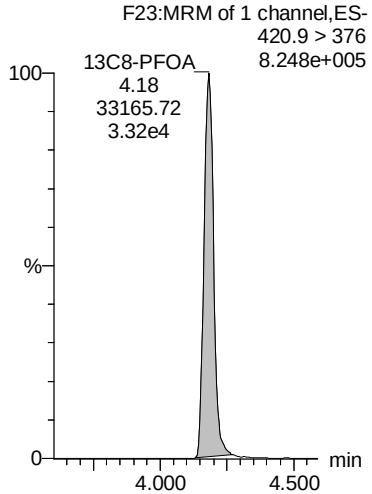

13C8-PFOS

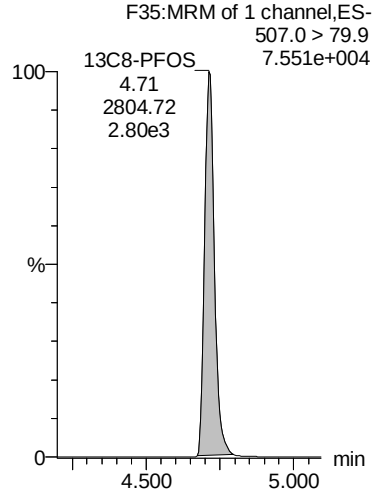

13C9-PFNA

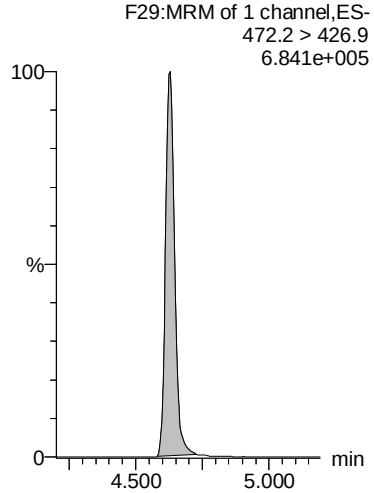

13C4-PFOS

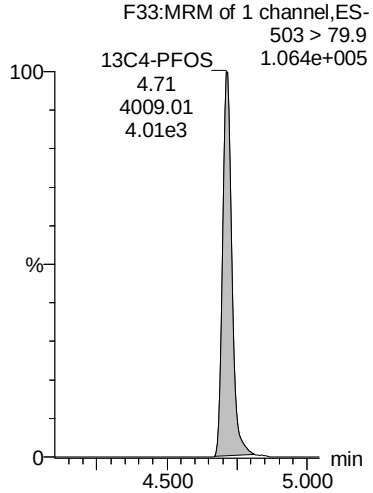

13C6-PFDA

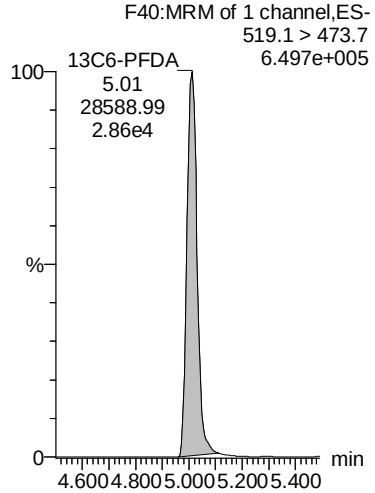

13C7-PFUdA

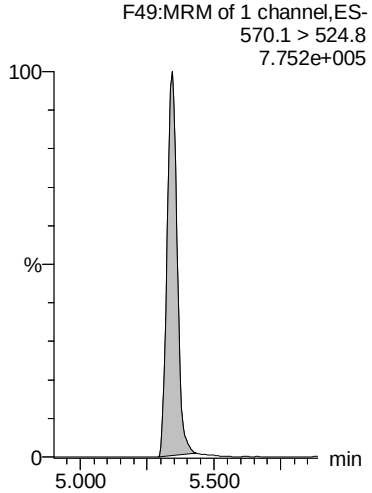

AD 8/28/2018

Dataset: F:\Projects\PFAS.PRO\Results\180827M3\180827M3-84.qld

MMM 8/28/2018

Last Altered: Tuesday, August 28, 2018 13:28:33 Pacific Daylight Time
Printed: Tuesday, August 28, 2018 13:29:05 Pacific Daylight Time

Name: 180827M3_84, Date: 28-Aug-2018, Time: 09:57:31, ID: B8H0200-BS1 OPR 0.25, Description: OPR

	#	Name	Trace	Area	IS Area	wt/vol	RRF	RT	Respon...	Conc.	%Rec	Ion Ratio	Ratio Out?	
1	1	PFBA	213.0 > 168.8	8.40e3	9.54e3	0.250	1.10	1.21	11.0	34.1494	85.4			
2	2	PFPeA	263.1 > 218.9	1.07e4	1.45e4	0.250	0.918	2.21	9.18	35.6301	89.1			
3	3	PFBS	299.0 > 79.7	2.33e3	1.62e3	0.250	1.79	2.51	17.9	33.3632	83.4	2.84	NO	
4	4	4:2 FTS	327.2>307.2	2.75e3	2.90e3	0.250	1.19	2.94	11.9	39.9300	99.8	1.76	NO	
5	5	PFHxA	313 > 269	1.92e4	1.01e4	0.250	0.951	3.02	9.51	34.5256	86.3	15.9	NO	
6	36	13C3-PFBA	216.1 > 171.8	9.54e3	1.57e4	0.250	0.608	1.21	7.60	39.0890	78.2			
7	37	13C3-PFPeA	266. > 221.8	1.45e4	3.09e4	0.250	0.470	2.21	5.88	40.4833	81.0			
8	38	13C3-PFBS	302. > 98.8	1.62e3	3.09e4	0.250	0.0524	2.51	0.655	41.9867	84.0			
9	39	13C2-4:2 FTS	329.2>308.9	2.90e3	3.09e4	0.250	0.0937	2.94	1.17	41.0896	82.2			
10	40	13C2-PFHxA	315 > 270	1.01e4	3.09e4	0.250	0.817	3.02	4.08	17.4801	87.4			
11	-1													
12	6	PFPeS	349.1>80.1	2.39e3	1.62e3	0.250	1.85	3.23	18.5	40.5333	101.3	1.79	NO	
13	7	PFHpA	363.0 > 318.9	1.21e4	1.35e4	0.250	1.12	3.65	11.2	35.0933	87.7	15.5	NO	
14	8	L-PFHxS	398.9 > 79.6	2.07e3	1.71e3	0.250	1.51	3.81	15.1	32.8641	82.2	1.72	NO	
15	68	Total PFHxS	398.9 > 79.6	2.07e3	1.71e3	0.250			15.1	32.8641				
16	10	6:2 FTS	427.1 > 407	3.22e3	3.46e3	0.250	1.17	4.12	11.7	35.9617	89.9	2.91	NO	
17	38	13C3-PFBS	302. > 98.8	1.62e3	3.09e4	0.250	0.0524	2.51	0.655	41.9867	84.0			
18	41	13C4-PFHpA	367.2 > 321.8	1.35e4	3.09e4	0.250	0.438	3.64	5.47	44.8428	89.7			
19	42	18O2-PFHxS	403.0 > 102.6	1.71e3	4.01e3	0.250	0.427	3.81	5.34	45.0160	90.0			
20	42	18O2-PFHxS	403.0 > 102.6	1.71e3	4.01e3	0.250	0.427	3.81	5.34	45.0160	90.0			
21	43	13C2-6:2 FTS	429.1 > 408.9	3.46e3	3.56e4	0.250	0.0972	4.12	1.21	47.8554	95.7			
22	-1													
23	11	L-PFOA	412.8 > 368.9	2.24e4	2.09e4	0.250	1.34	4.18	13.4	35.6226	89.1	3.37	NO	
24	69	Total PFOA	412.8 > 368.9	2.24e4	2.09e4	0.250			13.4	35.6226				
25	13	PFHpS	449 > 80.0	2.59e3	3.99e3	0.250	0.811	4.30	8.11	35.4799	88.7	1.79	NO	
26	16	L-PFOS	498.9 > 79.9	3.23e3	3.99e3	0.250	1.01	4.71	10.1	37.1760	92.9	2.15	NO	
27	70	Total PFOS	498.9 > 79.9	3.23e3	3.99e3	0.250			10.1	37.1760				
28	44	13C2-PFOA	414.9 > 369.7	2.09e4	3.56e4	0.250	0.587	4.18	7.34	40.2618	80.5			
29	44	13C2-PFOA	414.9 > 369.7	2.09e4	3.56e4	0.250	0.587	4.18	7.34	40.2618	80.5			
30	47	13C8-PFOS	507.0 > 79.9	3.99e3	4.43e3	0.250	0.901	4.71	11.3	42.2623	84.5			
31	47	13C8-PFOS	507.0 > 79.9	3.99e3	4.43e3	0.250	0.901	4.71	11.3	42.2623	84.5			
32	47	13C8-PFOS	507.0 > 79.9	3.99e3	4.43e3	0.250	0.901	4.71	11.3	42.2623	84.5			
33	-1													
34	14	PFNA	463.0 > 418.8	1.67e4	1.95e4	0.250	1.07	4.62	10.7	33.9380	84.8	4.34	NO	
35	15	PFOSA	497.9 > 77.9	2.37e3	2.80e3	0.250	1.06	4.68	10.6	36.3589	90.9	45.1	YES	AD 8/28/2018
36	18	PFDA	513 > 468.8	1.66e4	1.55e4	0.250	1.34	5.01	13.4	36.2089	90.5	5.69	NO	

Dataset: F:\Projects\PFAS.PRO\Results\180827M3\180827M3-84.qld

MMM 8/28/2018

Last Altered: Tuesday, August 28, 2018 13:28:33 Pacific Daylight Time
Printed: Tuesday, August 28, 2018 13:29:05 Pacific Daylight Time

Name: 180827M3_84, Date: 28-Aug-2018, Time: 09:57:31, ID: B8H0200-BS1 OPR 0.25, Description: OPR

	#	Name	Trace	Area	IS Area	wt/vol	RRF	RT	Respon...	Conc.	%Rec	Ion Ratio	Ratio Out?
37	19	8:2 FTS	527 > 506.9	3.23e3	3.19e3	0.250	1.26	4.98	12.6	39.6399	99.1	2.09	NO
38	20	PFNS	549.1 > 80.1	2.44e3	3.99e3	0.250	0.764	5.08	7.64	33.6325	84.1	1.58	NO
39	45	13C5-PFNA	468.2 > 422.9	1.95e4	2.70e4	0.250	0.722	4.62	9.03	37.3676	74.7		
40	46	13C8-PFOSA	506.1 > 77.7	2.80e3	3.62e4	0.250	0.0775	4.69	0.969	23.2867	46.6		
41	48	13C2-PFDA	515.1 > 469.9	1.55e4	3.00e4	0.250	0.516	5.01	6.44	31.4041	62.8		
42	49	13C2-8:2 FTS	529.1 > 508.7	3.19e3	3.56e4	0.250	0.0897	4.98	1.12	47.8765	95.8		
43	47	13C8-PFOS	507.0 > 79.9	3.99e3	4.43e3	0.250	0.901	4.71	11.3	42.2623	84.5		
44	-1												
45	21	L-MeFOSAA	570 > 419	3.67e3	3.34e3	0.250	1.37	5.16	13.7	35.7668	89.4	2.91	NO
46	71	Total N-MeFOSAA	570. > 419	3.67e3	3.34e3	0.250			13.7	35.7668			
47	23	L-EtFOSAA	584.1 > 419	3.44e3	4.46e3	0.250	0.966	5.32	9.66	32.6216	81.6	1.59	NO
48	72	Total N-EtFOSAA	584.1 > 419	3.44e3	4.46e3	0.250			9.66	32.6216			
49	25	PFUdA	563.0 > 518.9	1.26e4	1.62e4	0.250	0.972	5.34	9.72	40.8556	102.1	9.75	NO
50	50	d3-N-MeFOSAA	573.3 > 419	3.34e3	3.62e4	0.250	0.0924	5.16	1.15	24.3213	48.6		
51	50	d3-N-MeFOSAA	573.3 > 419	3.34e3	3.62e4	0.250	0.0924	5.16	1.15	24.3213	48.6		
52	52	d5-N-EtFOSAA	589.3 > 419	4.46e3	3.62e4	0.250	0.123	5.32	1.54	28.0702	56.1		
53	52	d5-N-EtFOSAA	589.3 > 419	4.46e3	3.62e4	0.250	0.123	5.32	1.54	28.0702	56.1		
54	51	13C2-PFUdA	565 > 519.8	1.62e4	3.62e4	0.250	0.446	5.34	5.58	24.4818	49.0		
55	-1												
56	26	PFDS	598.8 > 79.9	2.71e3	3.99e3	0.250	0.849	5.39	8.49	30.8217	77.1	1.82	NO
57	27	PFDoA	612.9 > 569.0	1.35e4	1.57e4	0.250	1.08	5.63	10.8	37.5454	93.9	8.46	NO
58	29	PFTrDA	662.9 > 618.9	1.55e4	1.57e4	0.250	1.23	5.88	12.3	39.8947	99.7	25.0	NO
59	30	PFTeDA	712.8 > 669.0	1.49e4	1.42e4	0.250	1.31	6.10	13.1	36.6730	91.7	12.2	NO
60	28	N-MeFOSA	512.1 > 168.9	1.28e3		0.250	0.000	5.73				1.42	NO
61	51	13C2-PFUdA	565 > 519.8	1.62e4	3.62e4	0.250	0.446	5.34	5.58	24.4818	49.0		
62	53	13C2-PFDoA	615.0 > 569.7	1.57e4	3.00e4	0.250	0.523	5.63	6.54	24.0074	48.0		
63	53	13C2-PFDoA	615.0 > 569.7	1.57e4	3.00e4	0.250	0.523	5.63	6.54	24.0074	48.0		
64	55	13C2-PFTeDA	714.8 > 669.6	1.42e4	3.62e4	0.250	0.393	6.10	4.92	28.3753	56.8		
65	54	d3-N-MeFOSA	515.2 > 168.9		3.62e4	0.250							
66	-1												
67	31	N-EtFOSA	526.1 > 168.9	1.24e3		0.250	0.000	6.16				1.40	NO
68	32	PFHxDA	813.1 > 768.6	1.13e4	8.47e3	0.250	0.666	6.45	6.66	34.2645	85.7	28.3	NO
69	33	PFODA	913.1 > 868.8	9.69e3	8.47e3	0.250	0.572	6.69	5.72	25.8492	64.6		
70	34	N-MeFOSE	616.1 > 58.9			0.250							
71	35	N-EtFOSE	630.1 > 58.9			0.250							
72	56	d5-N-ETFOSA	531.1 > 168.9		3.62e4	0.250							

AD 8/28/2018

Dataset: F:\Projects\PFAS.PRO\Results\180827M3\180827M3-84.qld

MMM 8/28/2018

Last Altered: Tuesday, August 28, 2018 13:28:33 Pacific Daylight Time
Printed: Tuesday, August 28, 2018 13:29:05 Pacific Daylight Time

Name: 180827M3_84, Date: 28-Aug-2018, Time: 09:57:31, ID: B8H0200-BS1 OPR 0.25, Description: OPR

	#	Name	Trace	Area	IS Area	wt/vol	RRF	RT	Respon...	Conc.	%Rec	Ion Ratio	Ratio Out?
73	57	13C2-PFHxDA	815 > 769.7	8.47e3	3.62e4	0.250	0.585	6.45	2.93	13.4291	67.1		
74	57	13C2-PFHxDA	815 > 769.7	8.47e3	3.62e4	0.250	0.585	6.45	2.93	13.4291	67.1		
75	58	d7-N-MeFOSE	623.1 > 58.9		3.62e4	0.250							
76	59	d9-N-EtFOSE	639.2 > 58.8		3.62e4	0.250							
77	-1												
78	73	TCDA	498.3>106.9			0.250							
79	61	13C5-PFHxA	318 > 272.9	3.09e4	3.09e4	0.250	1.00	3.02	12.5	50.0000	100.0		
80	60	13C4-PFBA	217. > 172	1.57e4	1.57e4	0.250	1.00	1.21	12.5	50.0000	100.0		
81	62	13C3-PFHxS	401.8 > 79.9	4.01e3	4.01e3	0.250	1.00	3.80	12.5	50.0000	100.0		
82	63	13C8-PFOA	420.9 > 376	3.56e4	3.56e4	0.250	1.00	4.18	12.5	50.0000	100.0		
83	47	13C8-PFOS	507.0 > 79.9	3.99e3	4.43e3	0.250	0.901	4.71	11.3	42.2623	84.5		
84	64	13C9-PFNA	472.2 > 426.9	2.70e4	2.70e4	0.250	1.00	4.62	12.5	50.0000	100.0		
85	65	13C4-PFOS	503 > 79.9	4.43e3	4.43e3	0.250	1.00	4.71	12.5	50.0000	100.0		
86	66	13C6-PFDA	519.1 > 473.7	3.00e4	3.00e4	0.250	1.00	5.01	12.5	50.0000	100.0		
87	67	13C7-PFUdA	570.1 > 524.8	3.62e4	3.62e4	0.250	1.00	5.34	12.5	50.0000	100.0		

AD 8/28/2018

Dataset: F:\Projects\PFAS.PRO\Results\180827M3\180827M3-84.qld

MMM 8/28/2018

Last Altered: Tuesday, August 28, 2018 13:28:33 Pacific Daylight Time
Printed: Tuesday, August 28, 2018 13:29:05 Pacific Daylight Time

Method: F:\Projects\PFAS.PRO\MethDB\PFAS_FULL_80C_082718_B.mdb 28 Aug 2018 10:44:43
Calibration: F:\Projects\PFAS.PRO\CurveDB\C18_VAL-PFAS_Q4_08-27-18.cdb 28 Aug 2018 10:38:34

Name: 180827M3_84, Date: 28-Aug-2018, Time: 09:57:31, ID: B8H0200-BS1 OPR 0.25, Description: OPR

PFBA

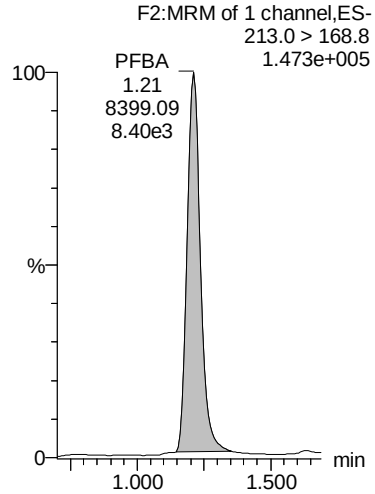

PFPeA

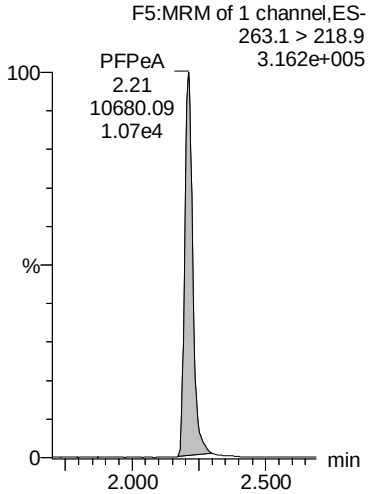

PFBS

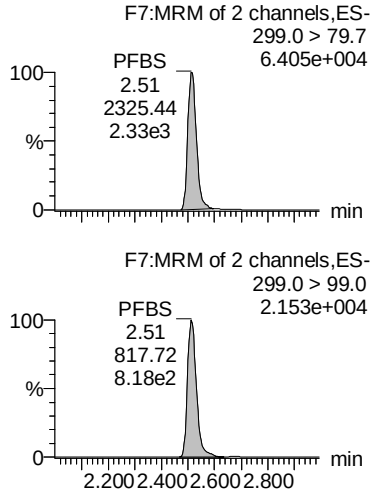

4:2 FTS

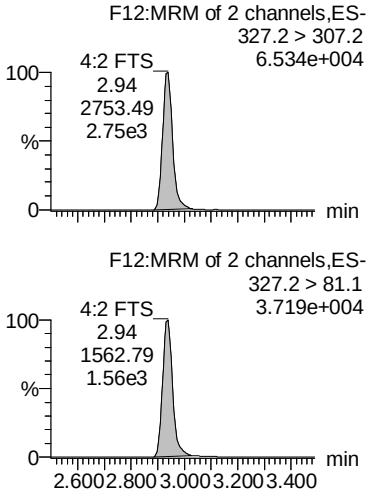

PFHxA

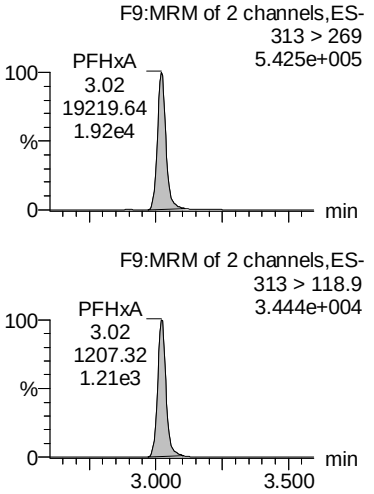

13C3-PFBA

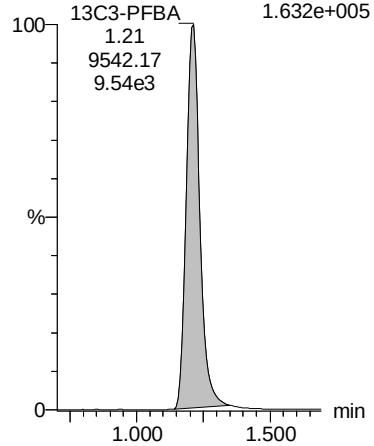

13C3-PFPeA

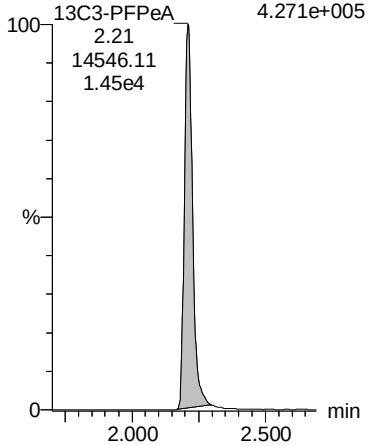

13C3-PFBS

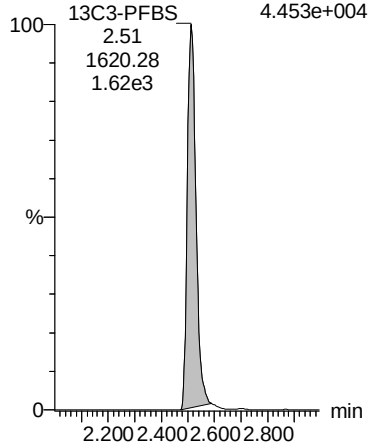

13C2-4:2 FTS

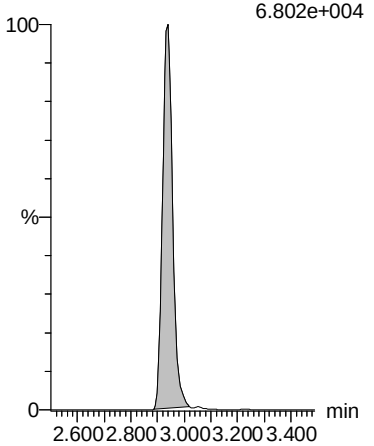

13C2-PFHxA

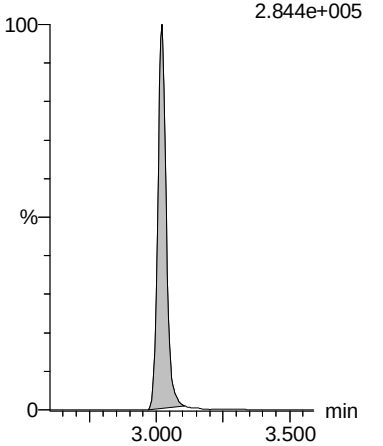

AD 8/28/2018

Dataset: F:\Projects\PFAS.PRO\Results\180827M3\180827M3-84.qld

MMM 8/28/2018

Last Altered: Tuesday, August 28, 2018 13:28:33 Pacific Daylight Time
Printed: Tuesday, August 28, 2018 13:29:05 Pacific Daylight Time

Name: 180827M3_84, Date: 28-Aug-2018, Time: 09:57:31, ID: B8H0200-BS1 OPR 0.25, Description: OPR

PFPeS

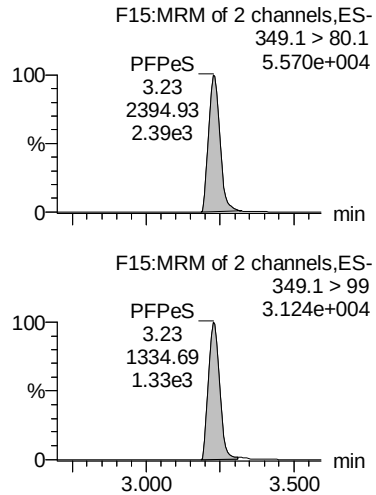

PFHpA

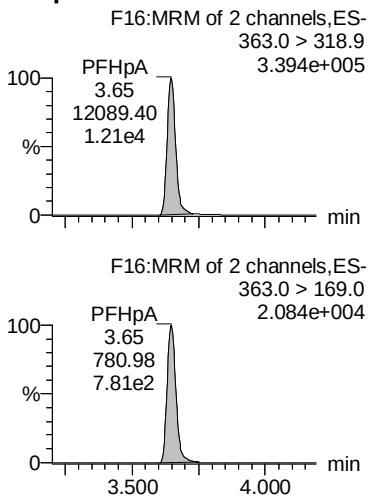

L-PFHxS

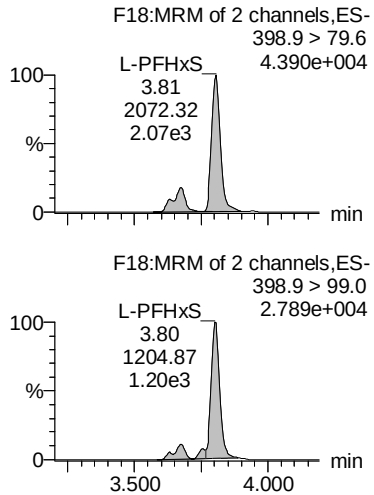

Total PFHxS

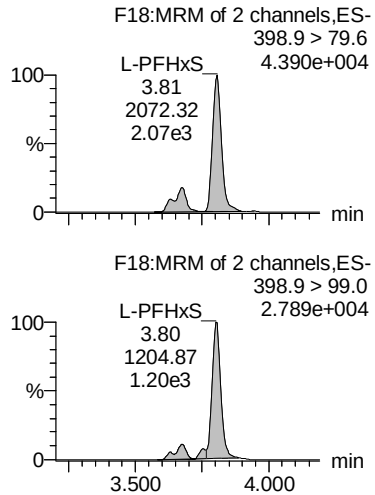

6:2 FTS

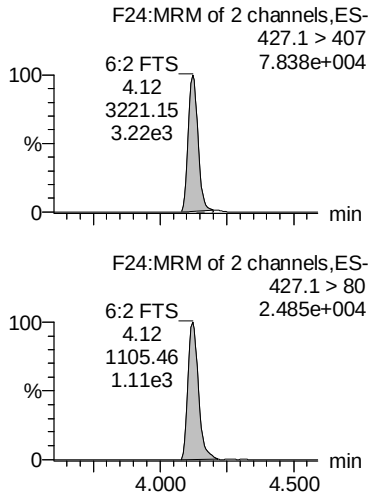

13C3-PFBS

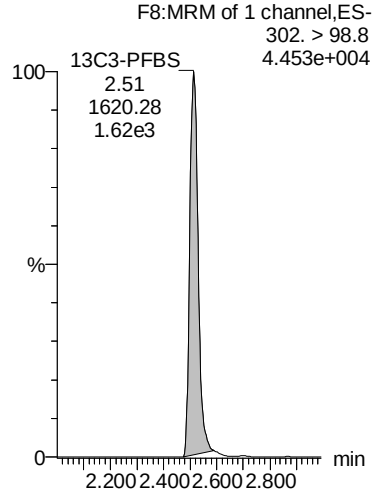

13C4-PFHpA

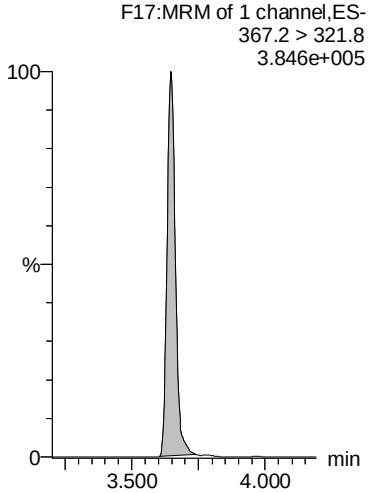

18O2-PFHxS

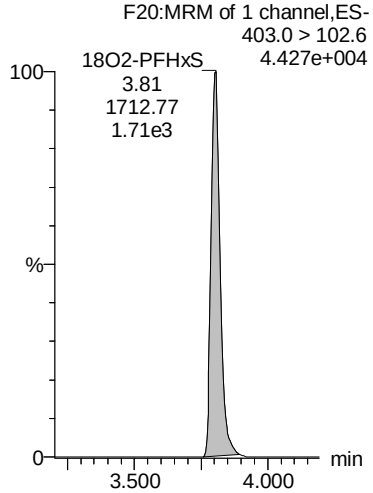

18O2-PFHxS

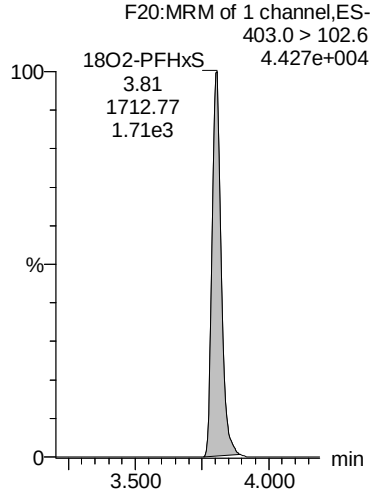

13C2-6:2 FTS

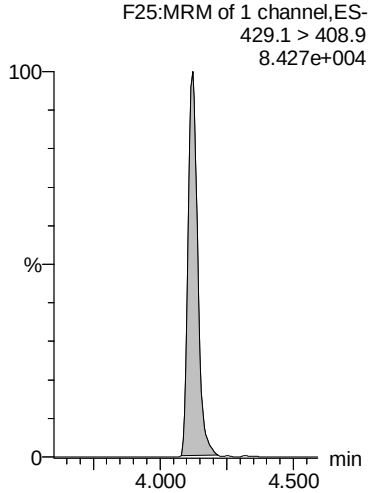

AD 8/28/2018

Dataset: F:\Projects\PFAS.PRO\Results\180827M3\180827M3-84.qld

MMM 8/28/2018

Last Altered: Tuesday, August 28, 2018 13:28:33 Pacific Daylight Time
Printed: Tuesday, August 28, 2018 13:29:05 Pacific Daylight Time

Name: 180827M3_84, Date: 28-Aug-2018, Time: 09:57:31, ID: B8H0200-BS1 OPR 0.25, Description: OPR

L-PFOA

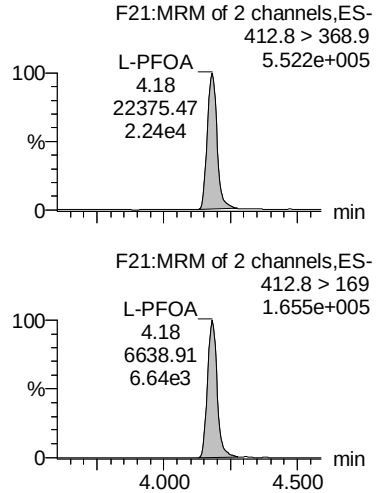

Total PFOA

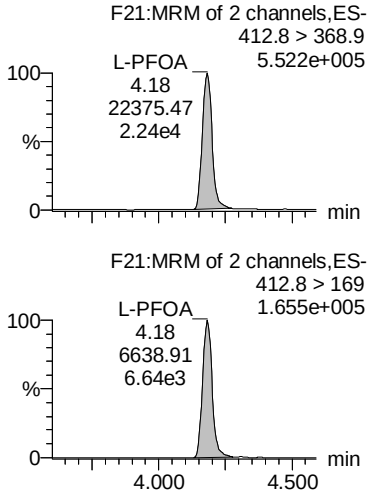

PFHpS

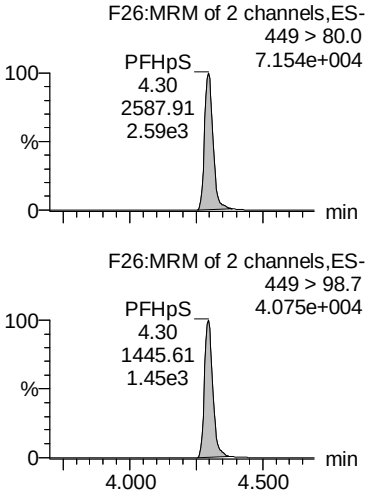

L-PFOS

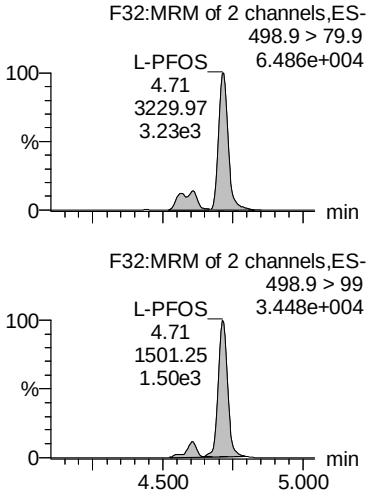

Total PFOS

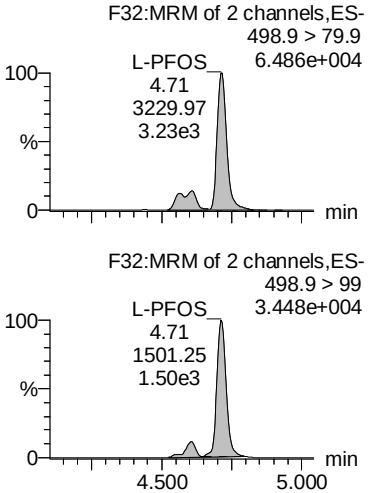

13C2-PFOA

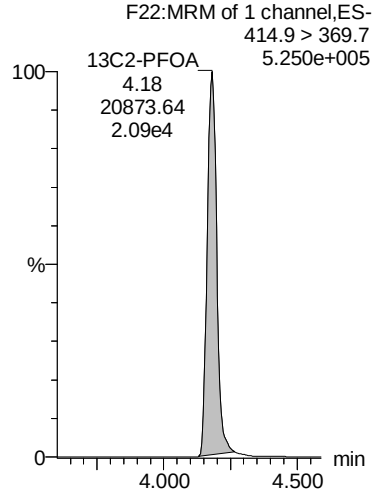

13C2-PFOA

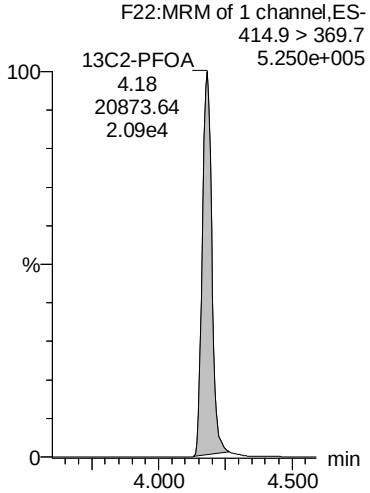

13C8-PFOS

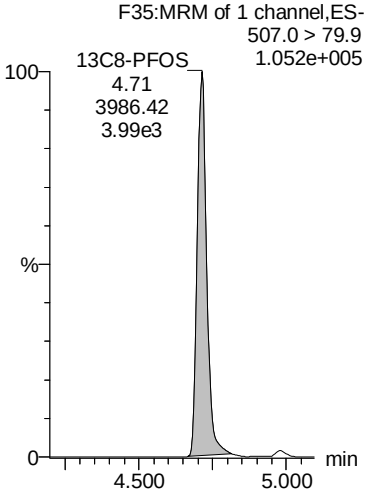

13C8-PFOS

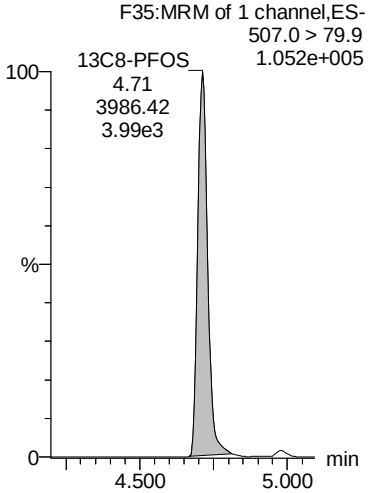

13C8-PFOS

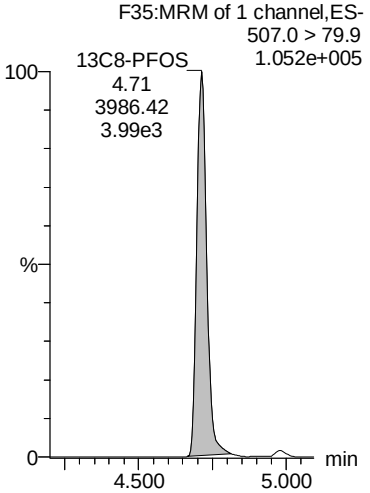

AD 8/28/2018

Dataset: F:\Projects\PFAS.PRO\Results\180827M3\180827M3-84.qld

MMM 8/28/2018

Last Altered: Tuesday, August 28, 2018 13:28:33 Pacific Daylight Time
Printed: Tuesday, August 28, 2018 13:29:05 Pacific Daylight Time

Name: 180827M3_84, Date: 28-Aug-2018, Time: 09:57:31, ID: B8H0200-BS1 OPR 0.25, Description: OPR

PFNA

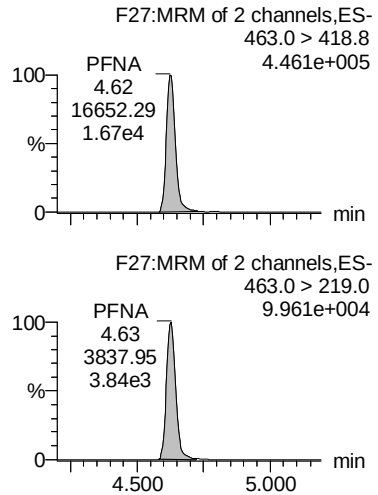

PFOSA

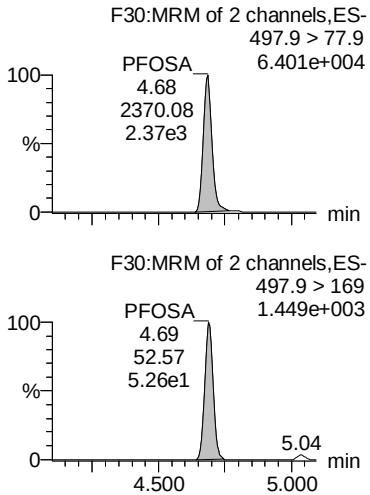

PFDA

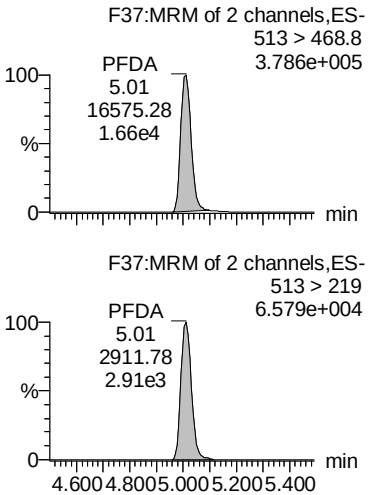

8:2 FTS

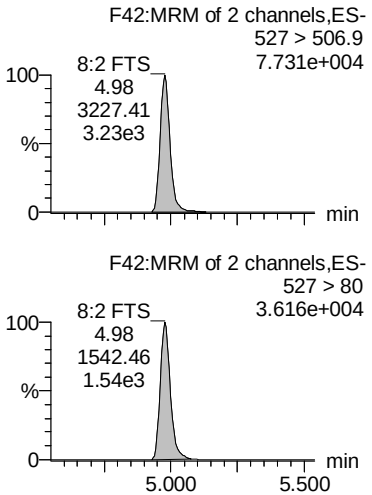

PFNS

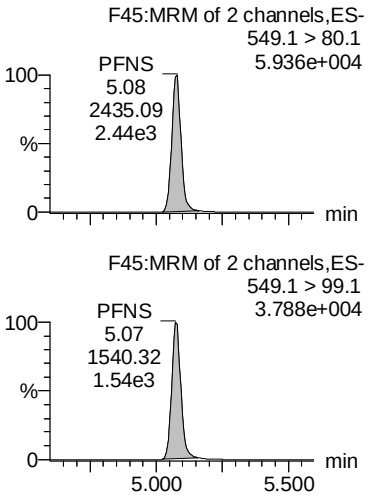

13C5-PFNA

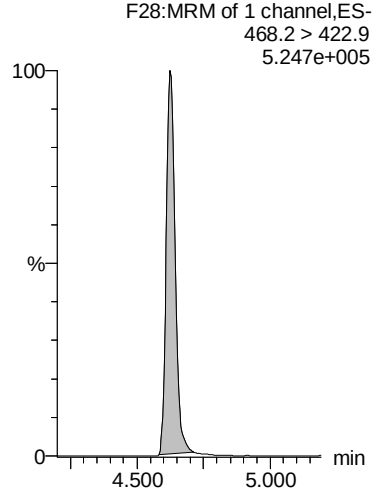

13C8-PFOSA

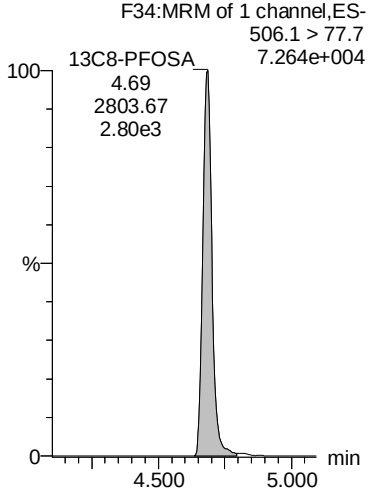

13C2-PFDA

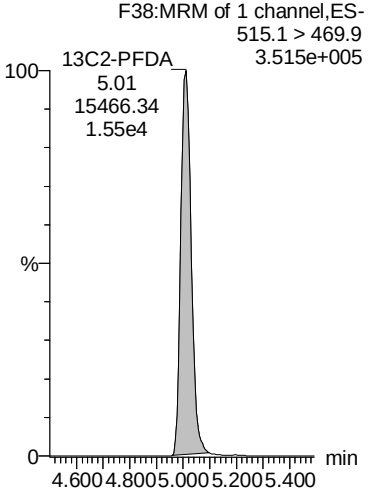

13C2-8:2 FTS

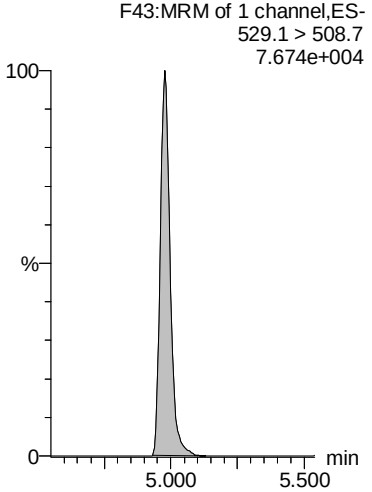

13C8-PFOS

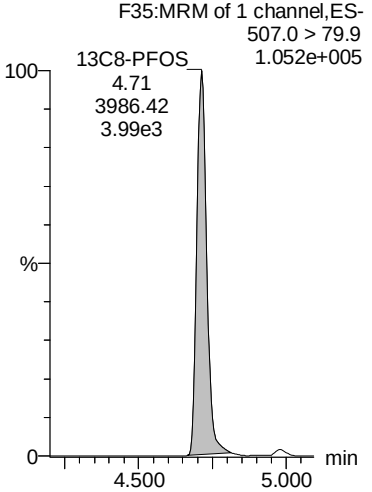

AD 8/28/2018

Dataset: F:\Projects\PFAS.PRO\Results\180827M3\180827M3-84.qld

MMM 8/28/2018

Last Altered: Tuesday, August 28, 2018 13:28:33 Pacific Daylight Time
Printed: Tuesday, August 28, 2018 13:29:05 Pacific Daylight Time

Name: 180827M3_84, Date: 28-Aug-2018, Time: 09:57:31, ID: B8H0200-BS1 OPR 0.25, Description: OPR

L-MeFOSAA

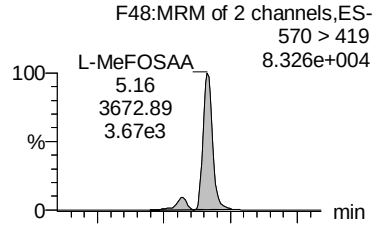

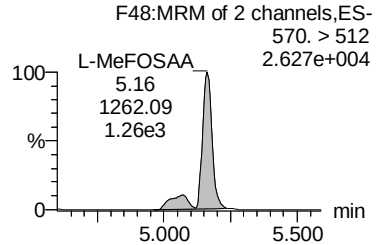

Total N-MeFOSAA

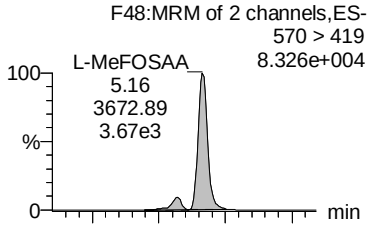

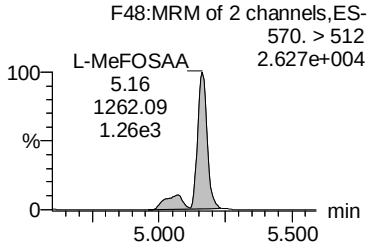

L-EtFOSAA

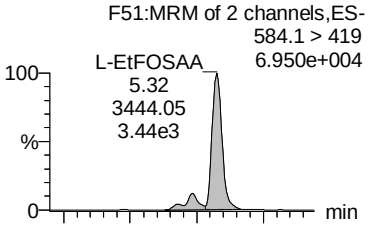

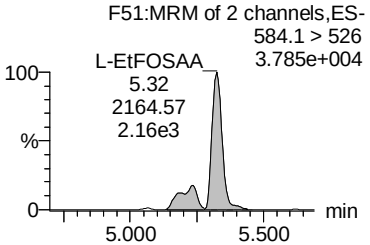

Total N-EtFOSAA

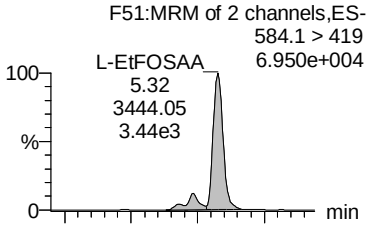

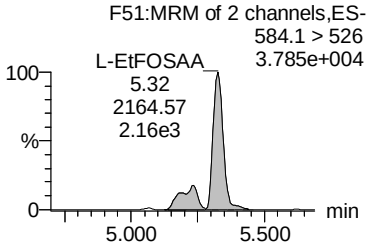

PFUdA

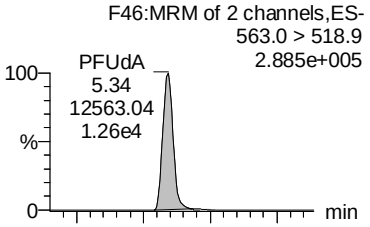

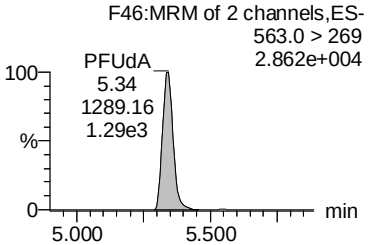

d3-N-MeFOSAA

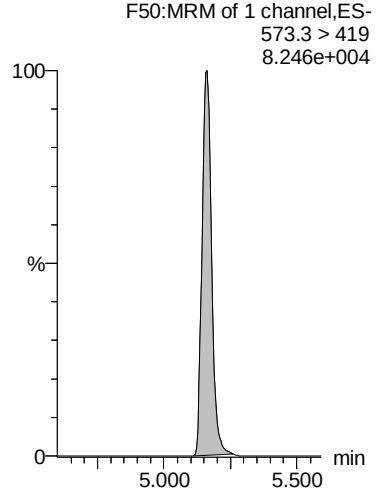

d3-N-MeFOSAA

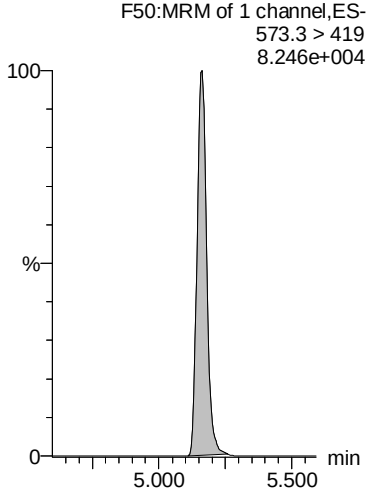

d5-N-EtFOSAA

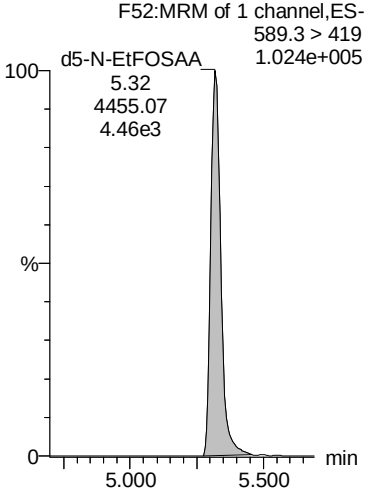

d5-N-EtFOSAA

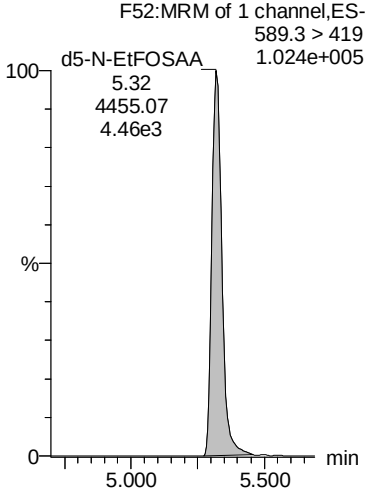

13C2-PFUdA

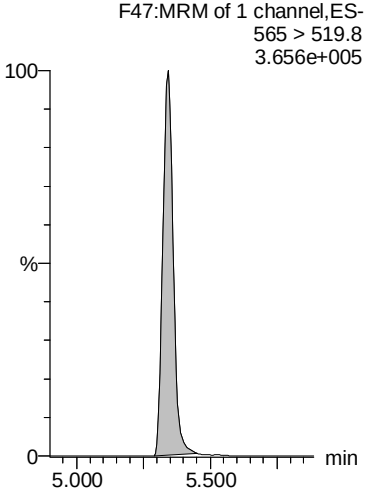

AD 8/28/2018

Dataset: F:\Projects\PFAS.PRO\Results\180827M3\180827M3-84.qld

MMM 8/28/2018

Last Altered: Tuesday, August 28, 2018 13:28:33 Pacific Daylight Time
Printed: Tuesday, August 28, 2018 13:29:05 Pacific Daylight Time

Name: 180827M3_84, Date: 28-Aug-2018, Time: 09:57:31, ID: B8H0200-BS1 OPR 0.25, Description: OPR

PFDS

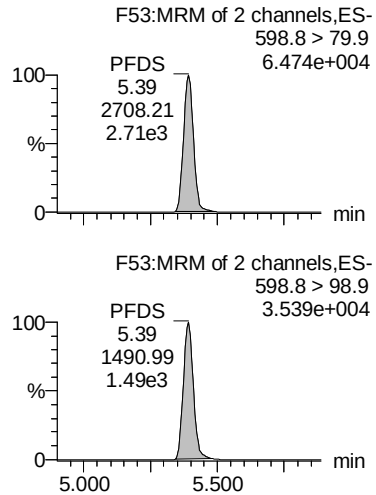

PFDoA

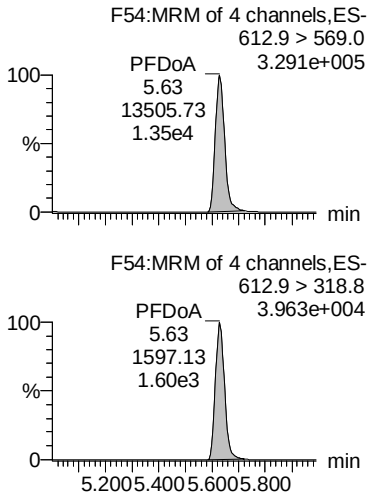

PFTrDA

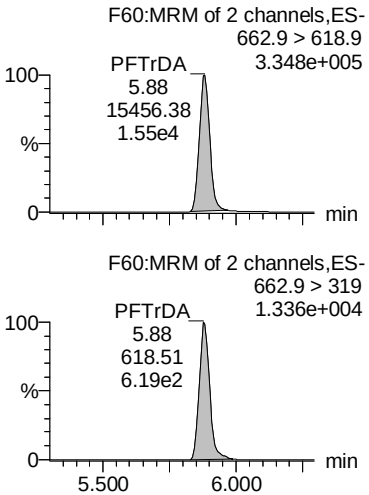

PFTeDA

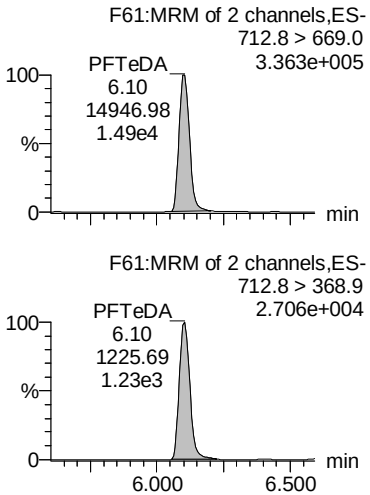

N-MeFOSA

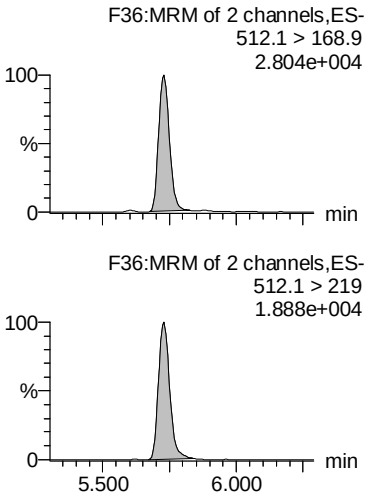

13C2-PFUdA

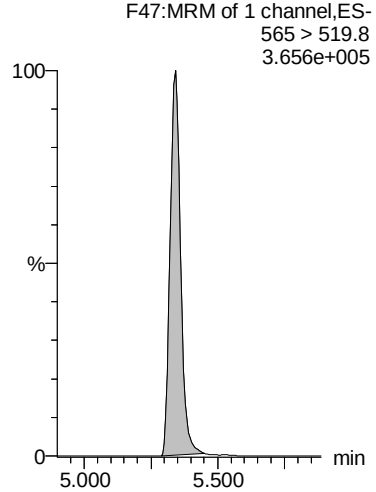

13C2-PFDoA

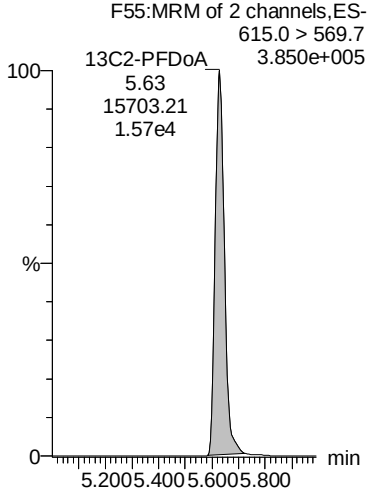

13C2-PFDoA

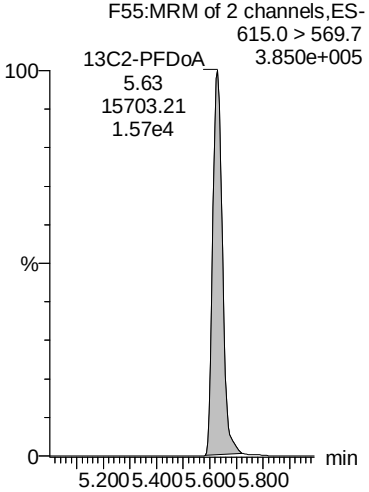

13C2-PFTeDA

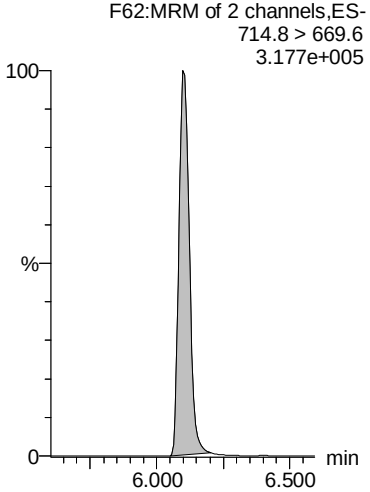

d3-N-MeFOSA

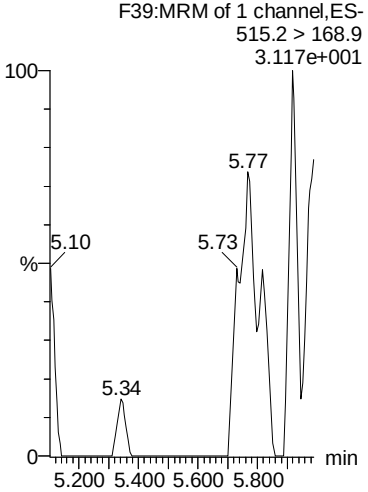

AD 8/28/2018

Dataset: F:\Projects\PFAS.PRO\Results\180827M3\180827M3-84.qld

MMM 8/28/2018

Last Altered: Tuesday, August 28, 2018 13:28:33 Pacific Daylight Time
Printed: Tuesday, August 28, 2018 13:29:05 Pacific Daylight Time

Name: 180827M3_84, Date: 28-Aug-2018, Time: 09:57:31, ID: B8H0200-BS1 OPR 0.25, Description: OPR

N-EtFOSA

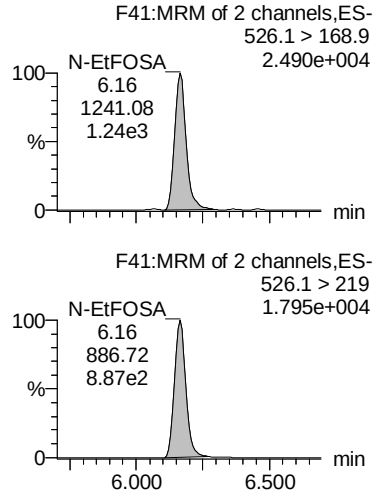

PFHxDA

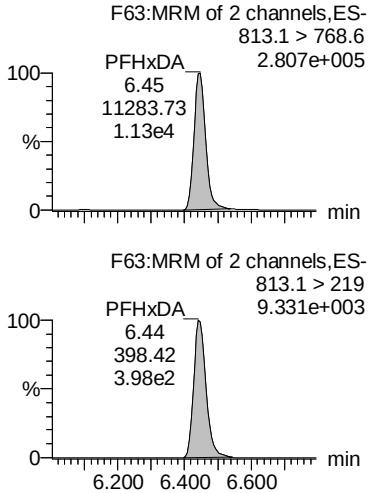

PFODA

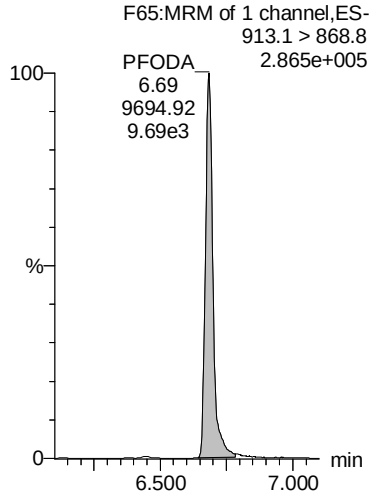

N-MeFOSE

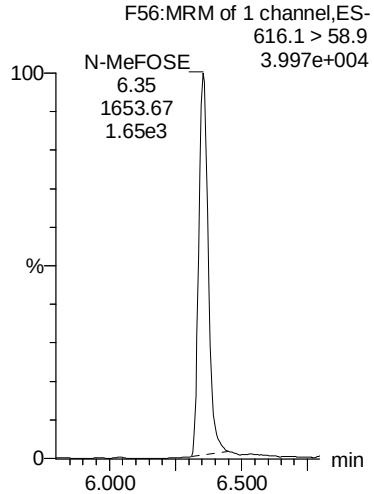

N-EtFOSE

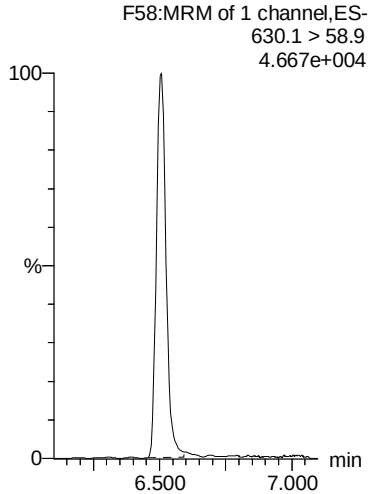

d5-N-ETFOSA

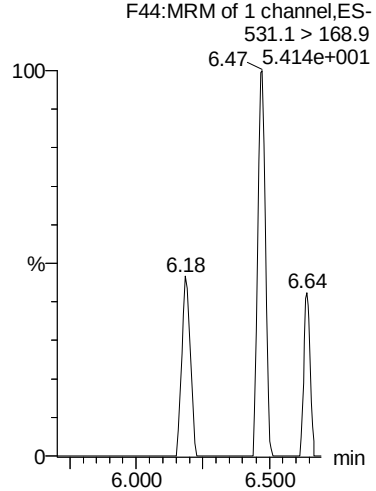

13C2-PFHxDA

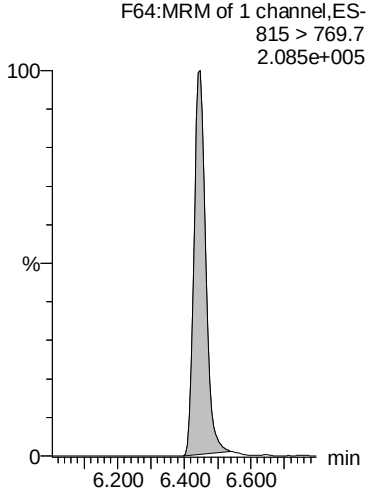

13C2-PFHxDA

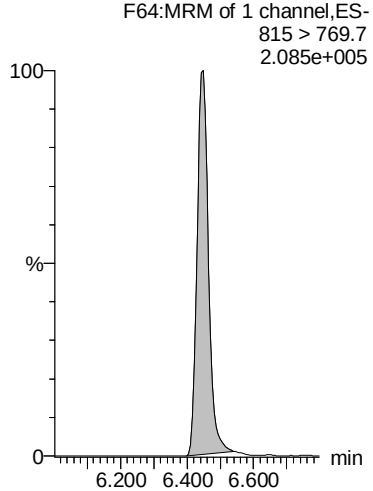

d7-N-MeFOSE

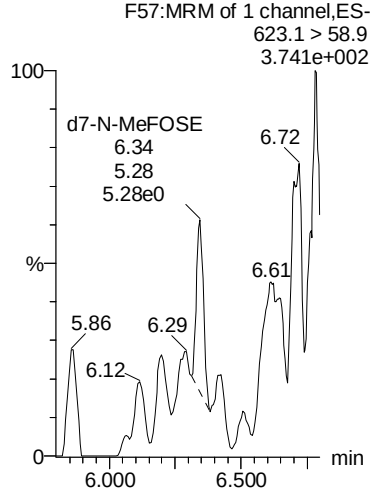

d9-N-EtFOSE

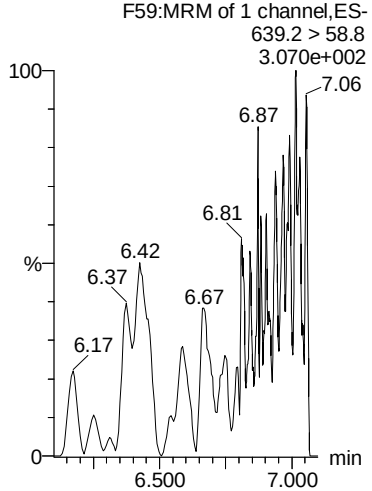

AD 8/28/2018

Dataset: F:\Projects\PFAS.PRO\Results\180827M3\180827M3-84.qld

MMM 8/28/2018

Last Altered: Tuesday, August 28, 2018 13:28:33 Pacific Daylight Time
Printed: Tuesday, August 28, 2018 13:29:05 Pacific Daylight Time

Name: 180827M3_84, Date: 28-Aug-2018, Time: 09:57:31, ID: B8H0200-BS1 OPR 0.25, Description: OPR

TCDA

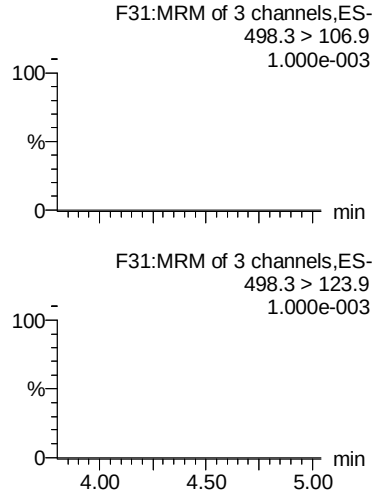

13C5-PFHxA

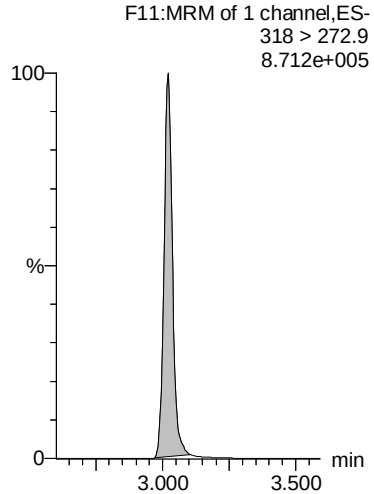

13C4-PFBA

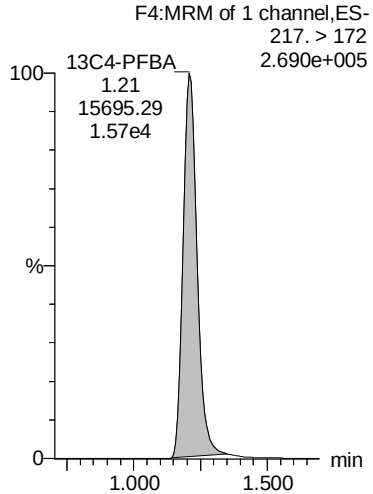

13C3-PFHxS

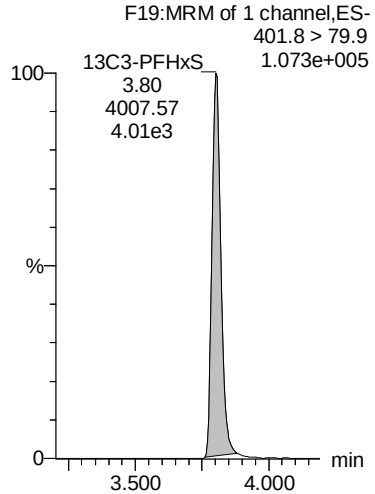

13C8-PFOA

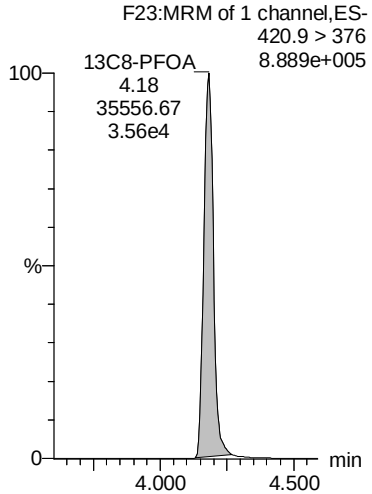

13C8-PFOS

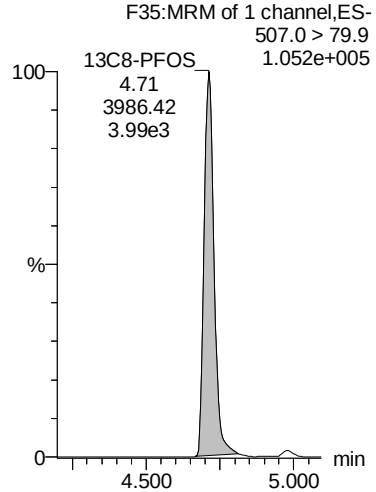

13C9-PFNA

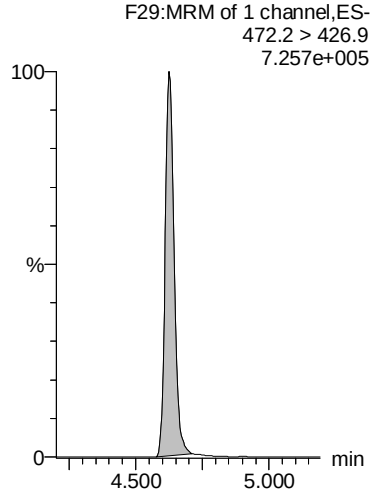

13C4-PFOS

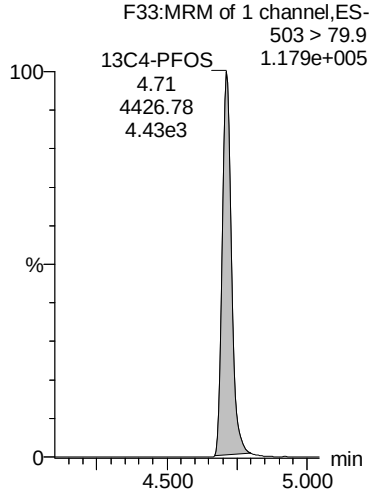

13C6-PFDA

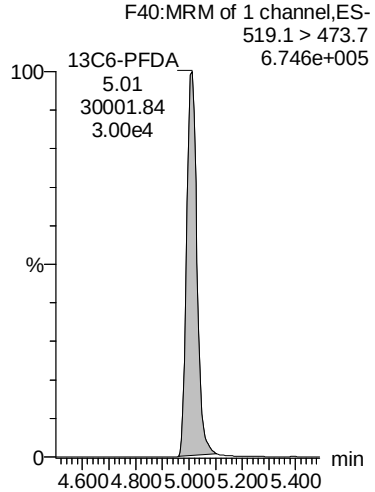

13C7-PFUdA

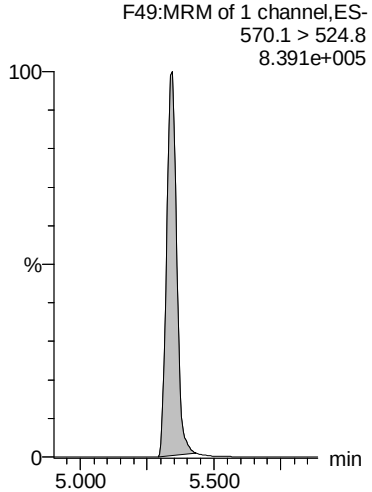

AD 8/28/2018

Vista Analytical Laboratory

Dataset: Z:\Projects\PFAS.PRO\Results\180822M2\180822M2-38.qld

MMM 8/28/2018

Last Altered: Thursday, August 23, 2018 14:23:38 Pacific Daylight Time
Printed: Thursday, August 23, 2018 14:24:16 Pacific Daylight Time

Name: 180822M2_38, Date: 23-Aug-2018, Time: 00:14:15, ID: 1801808-11 Equipment Rinsate 0.26515, Description: Equipment Rinsate

	#	Name	Trace	Area	IS Area	wt/vol	RRF	Pred.RT	RT	Response	Conc.	%Rec	Ion Ratio	Ratio Out?
1	1	PFBA	213.0 > 168.8	8.31e1	1.59e4	0.265	0.000	1.37	1.37	0.0654	0.1140			
2	2	PFPeA	263.1 > 218.9	6.38e1	2.30e4	0.265	0.000	2.37	2.37	0.0347				
3	3	PFBS	299.0 > 79.7		2.51e3	0.265		2.67						
4	5	PFHxA	313 > 269		1.45e4	0.265		3.17						
5	7	PFHpA	363.0 > 318.9		2.08e4	0.265		3.80						
6	36	13C3-PFBA	216.1 > 171.8	1.59e4	2.02e4	0.265	0.786	1.55	1.37	9.83	47.3058	100.3		
7	37	13C3-PFPeA	266. > 221.8	2.30e4	3.63e4	0.265	0.634	2.56	2.37	7.92	49.3292	104.6		
8	38	13C3-PFBS	302. > 98.8	2.51e3	3.63e4	0.265	0.0693	2.85	2.67	0.866	50.9686	108.1		
9	40	13C2-PFHxA	315 > 270	1.45e4	3.63e4	0.265	1.00	3.34	3.17	5.00	19.7028	104.5		
10	41	13C4-PFHpA	367.2 > 321.8	2.08e4	3.63e4	0.265	0.574	3.98	3.80	7.17	50.0782	106.2		
11	-1													
12	8	L-PFHxS	398.9 > 79.6	7.46e0	2.28e3	0.265	0.000	3.82	3.96	0.0408	0.1773		1.491	NO
13	68	Total PFHxS	398.9 > 79.6	7.46e0	2.28e3	0.265		4.05		0.0408	0.1773			
14	11	L-PFOA	412.9 > 368.9	1.83e2	3.19e4	0.265	0.000	4.32	4.33	0.0716	0.0387		3.309	NO
15	69	Total PFOA	412.9 > 368.9	1.83e2	3.19e4	0.265		4.48		0.0716	0.0387			
16	14	PFNA	463.0 > 418.8		3.31e4	0.265		4.94						
17	42	18O2-PFHxS	403.0 > 102.6	2.28e3	4.92e3	0.265	0.464	4.12	3.95	5.80	45.9832	97.5		
18	42	18O2-PFHxS	403.0 > 102.6	2.28e3	4.92e3	0.265	0.464	4.12	3.95	5.80	45.9832	97.5		
19	44	13C2-PFOA	414.9 > 369.7	3.19e4	3.87e4	0.265	0.825	4.50	4.33	10.3	49.2155	104.4		
20	44	13C2-PFOA	414.9 > 369.7	3.19e4	3.87e4	0.265	0.825	4.50	4.33	10.3	49.2155	104.4		
21	45	13C5-PFNA	468.2 > 422.9	3.31e4	3.55e4	0.265	0.934	4.94	4.77	11.7	45.3608	96.2		
22	-1													
23	16	L-PFOS	498.9 > 79.9	3.96e0	6.13e3	0.265	0.000	4.87	4.74	0.00807	0.1117		0.678	YES
24	70	Total PFOS	498.9 > 79.9	3.96e0	6.13e3	0.265		4.60		0.00807	0.1117			
25	15	PFOSA	498 > 77.9		4.15e3	0.265		4.99						
26	18	PFDA	513 > 468.8	4.17e1	2.87e4	0.265	0.000	5.31	5.15	0.0181	0.0196		3.992	YES
27	25	PFUdA	563.0 > 518.9		2.86e4	0.265		5.50						
28	47	13C8-PFOS	507.0 > 79.9	6.13e3	5.56e3	0.265	1.10	5.02	4.85	13.8	48.5953	103.1		
29	47	13C8-PFOS	507.0 > 79.9	6.13e3	5.56e3	0.265	1.10	5.02	4.85	13.8	48.5953	103.1		
30	46	13C8-PFOSA	506.1 > 77.7	4.15e3	4.24e4	0.265	0.0977	4.99	4.83	1.22	24.6421	52.3		
31	48	13C2-PFDA	515.1 > 469.9	2.87e4	3.70e4	0.265	0.776	5.31	5.15	9.69	39.2989	83.4		
32	51	13C2-PFUdA	565 > 519.8	2.86e4	4.24e4	0.265	0.674	5.63	5.47	8.42	32.8368	69.7		
33	-1													
34	27	PFDoA	612.9 > 569.0		2.83e4	0.265		5.91						
35	73	TCDA	498.3>106.9			0.265		5.15						
36	60	13C4-PFBA	217. > 172	2.02e4	2.02e4	0.265	1.00	1.55	1.38	12.5	47.1431	100.0		

AD 8/23/2018

Dataset: Z:\Projects\PFAS.PRO\Results\180822M2\180822M2-38.qld

MMM 8/28/2018

Last Altered: Thursday, August 23, 2018 14:23:38 Pacific Daylight Time
Printed: Thursday, August 23, 2018 14:24:16 Pacific Daylight Time

Name: 180822M2_38, Date: 23-Aug-2018, Time: 00:14:15, ID: 1801808-11 Equipment Rinsate 0.26515, Description: Equipment Rinsate

	#	Name	Trace	Area	IS Area	wt/vol	RRF	Pred.RT	RT	Response	Conc.	%Rec	Ion Ratio	Ratio Out?
37	61	13C5-PFHxA	318 > 272.9	3.63e4	3.63e4	0.265	1.00	3.34	3.17	12.5	47.1431	100.0		
38	62	13C3-PFHxS	401.8 > 79.9	4.92e3	4.92e3	0.265	1.00	4.12	3.95	12.5	47.1431	100.0		
39	53	13C2-PFDoA	615.0 > 569.7	2.83e4	3.70e4	0.265	0.766	5.91	5.76	9.57	33.0621	70.1		
40	47	13C8-PFOS	507.0 > 79.9	6.13e3	5.56e3	0.265	1.10	5.02	4.85	13.8	48.5953	103.1		
41	63	13C8-PFOA	420.9 > 376	3.87e4	3.87e4	0.265	1.00	4.50	4.33	12.5	47.1431	100.0		
42	64	13C9-PFNA	472.2 > 426.9	3.55e4	3.55e4	0.265	1.00	4.94	4.77	12.5	47.1431	100.0		
43	65	13C4-PFOS	503 > 79.9	5.56e3	5.56e3	0.265	1.00	5.02	4.85	12.5	47.1431	100.0		
44	-1													
45	66	13C6-PFDA	519.1 > 473.7	3.70e4	3.70e4	0.265	1.00	5.31	5.15	12.5	47.1431	100.0		
46	67	13C7-PFUdA	570.1 > 524.8	4.24e4	4.24e4	0.265	1.00	5.63	5.47	12.5	47.1431	100.0		

AD 8/23/2018

Vista Analytical Laboratory

Dataset: Z:\Projects\PFAS.PRO\Results\180822M2\180822M2-38.qld

MMM 8/28/2018

Last Altered: Thursday, August 23, 2018 14:23:38 Pacific Daylight Time
Printed: Thursday, August 23, 2018 14:24:16 Pacific Daylight Time

Method: Z:\Projects\PFAS.PRO\MethDB\PFAS_FULL_80C_082218.mdb 23 Aug 2018 08:47:14
Calibration: Z:\Projects\PFAS.PRO\CurveDB\C18_VAL-PFAS_Q4_08-21-18.cdb 21 Aug 2018 15:24:02

Name: 180822M2_38, Date: 23-Aug-2018, Time: 00:14:15, ID: 1801808-11 Equipment Rinsate 0.26515, Description: Equipment Rinsate

PFBA

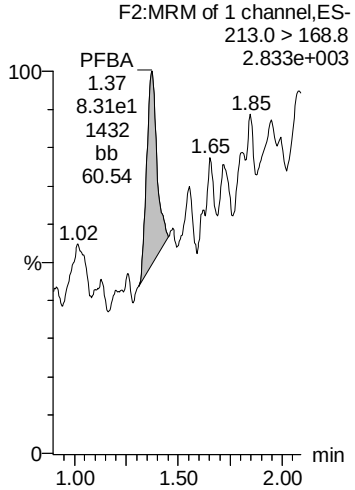

PFPeA

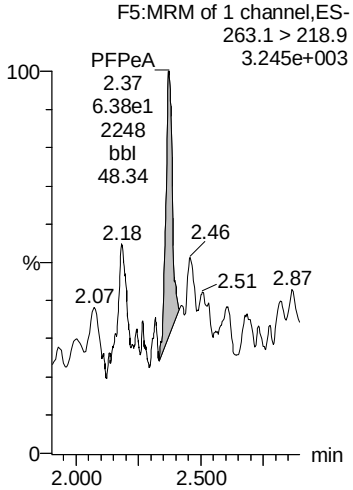

PFBS

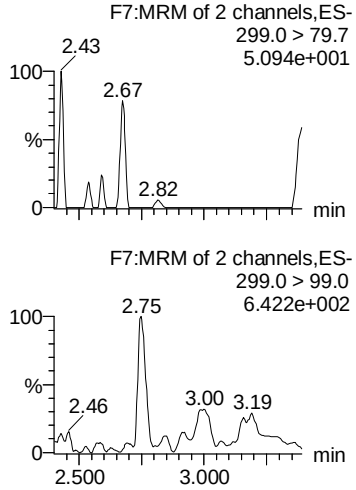

PFHxA

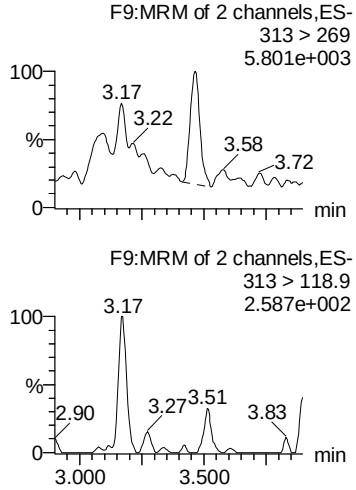

PFHpA

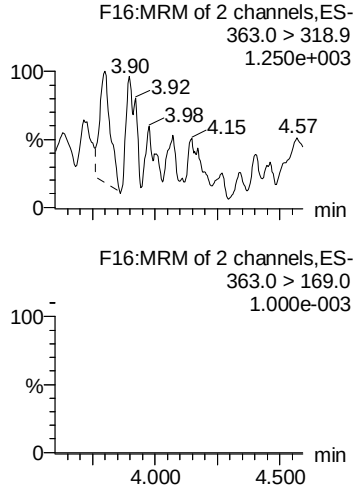

13C3-PFBA

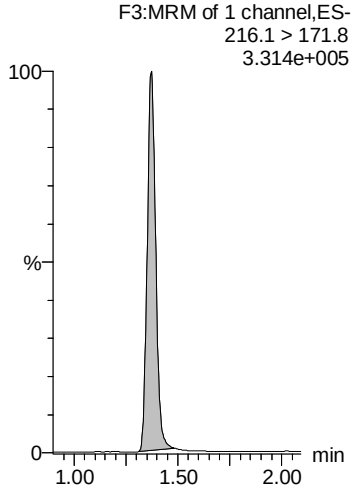

13C3-PFPeA

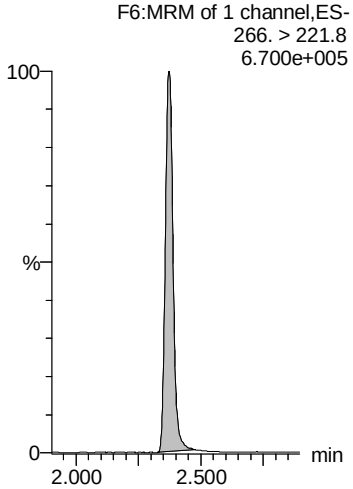

13C3-PFBS

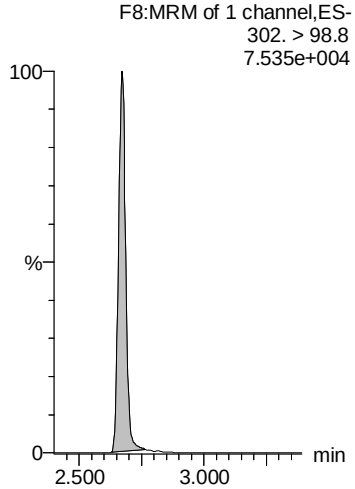

13C2-PFHxA

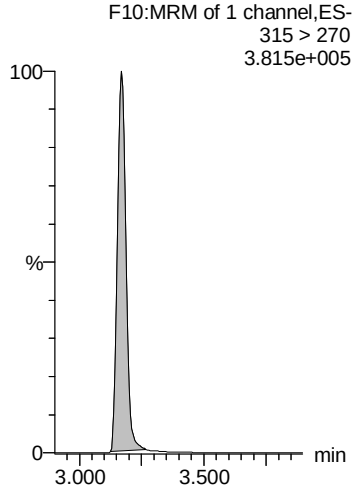

13C4-PFHpA

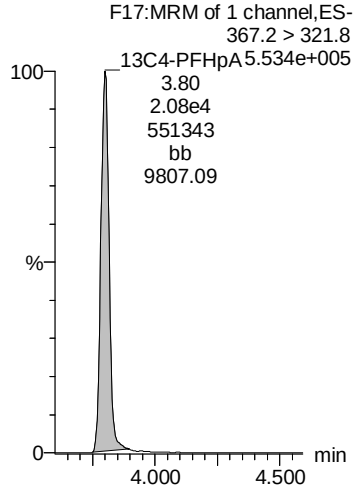

AD 8/23/2018

Vista Analytical Laboratory

Dataset: Z:\Projects\PFAS.PRO\Results\180822M2\180822M2-38.qld

MMM 8/28/2018

Last Altered: Thursday, August 23, 2018 14:23:38 Pacific Daylight Time
Printed: Thursday, August 23, 2018 14:24:16 Pacific Daylight Time

Name: 180822M2_38, Date: 23-Aug-2018, Time: 00:14:15, ID: 1801808-11 Equipment Rinsate 0.26515, Description: Equipment Rinsate

L-PFHxS

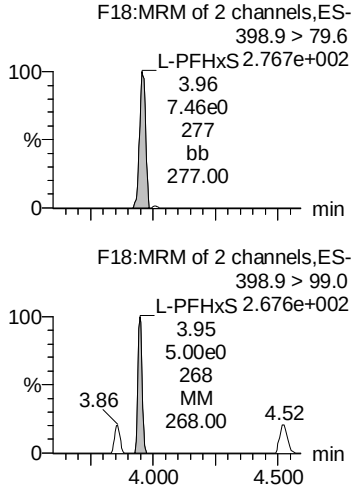

Total PFHxS

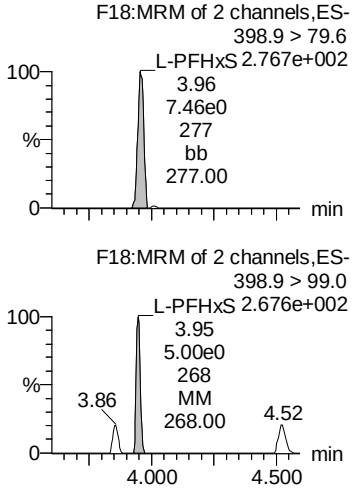

L-PFOA

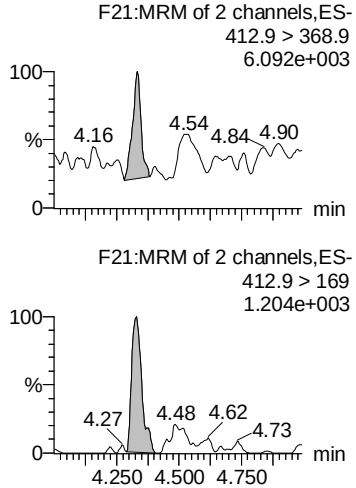

Total PFOA

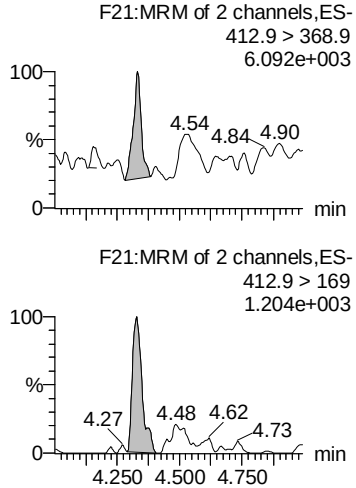

PFNA

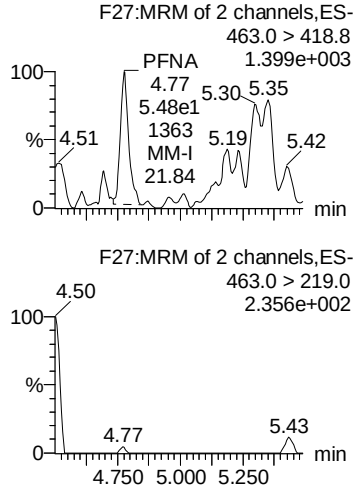

18O2-PFHxS

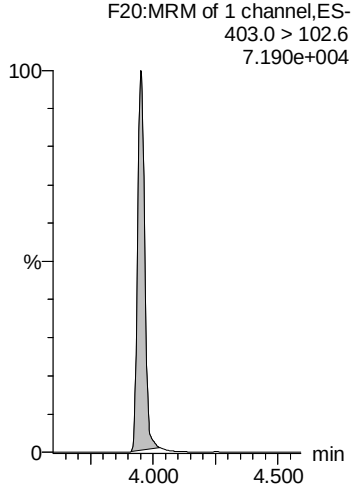

18O2-PFHxS

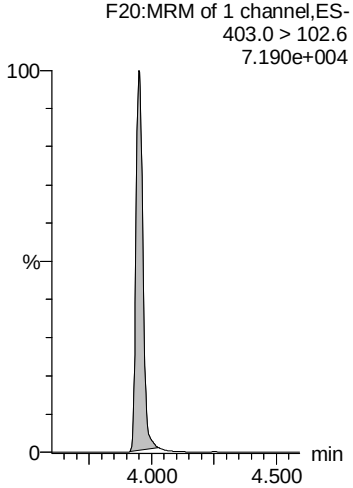

13C2-PFOA

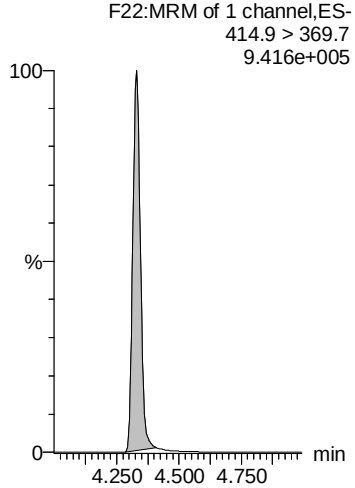

13C2-PFOA

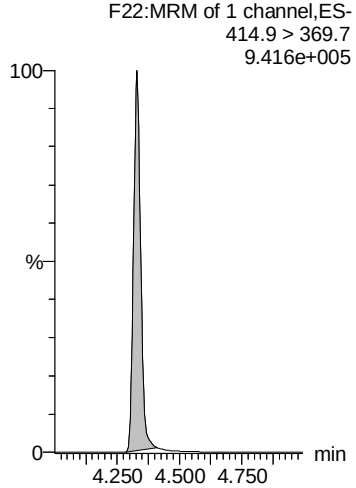

13C5-PFNA

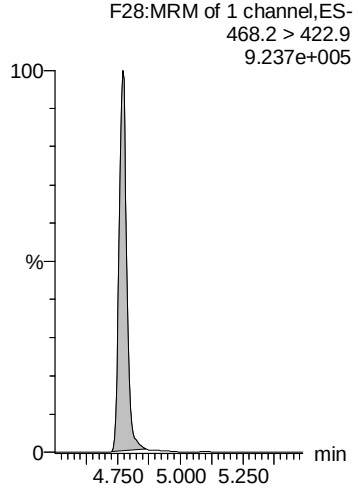

AD 8/23/2018

Vista Analytical Laboratory

Dataset: Z:\Projects\PFAS.PRO\Results\180822M2\180822M2-38.qld

MMM 8/28/2018

Last Altered: Thursday, August 23, 2018 14:23:38 Pacific Daylight Time
Printed: Thursday, August 23, 2018 14:24:16 Pacific Daylight Time

Name: 180822M2_38, Date: 23-Aug-2018, Time: 00:14:15, ID: 1801808-11 Equipment Rinsate 0.26515, Description: Equipment Rinsate

L-PFOS

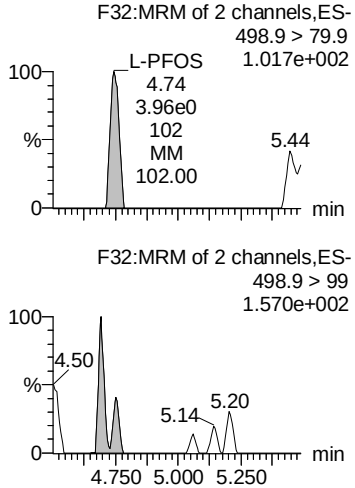

Total PFOS

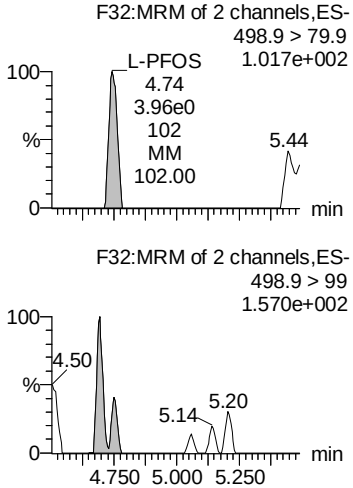

PFOSA

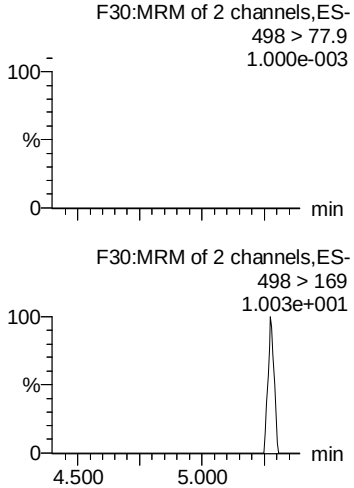

PFDA

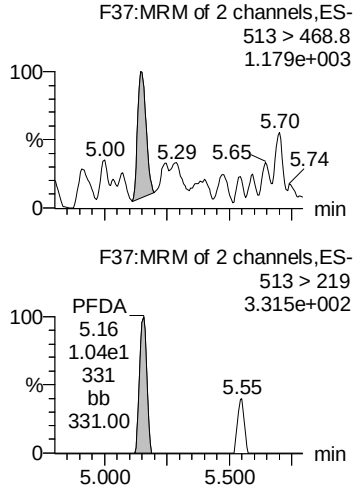

PFUdA

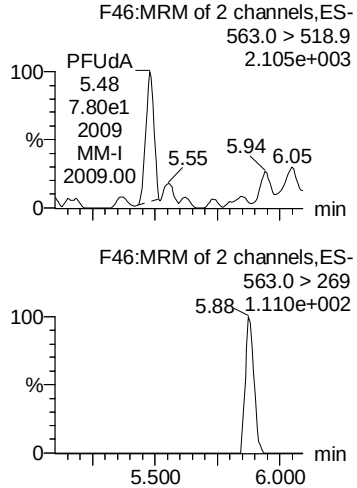

13C8-PFOS

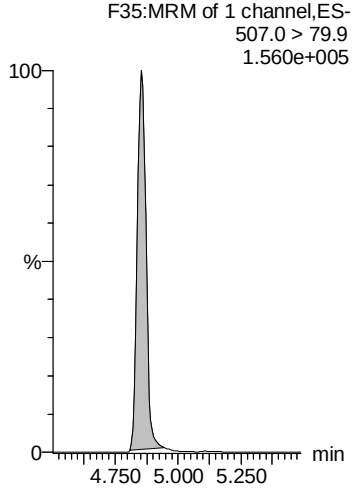

13C8-PFOS

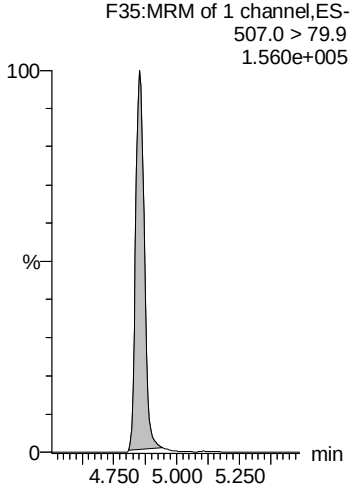

13C8-PFOSA

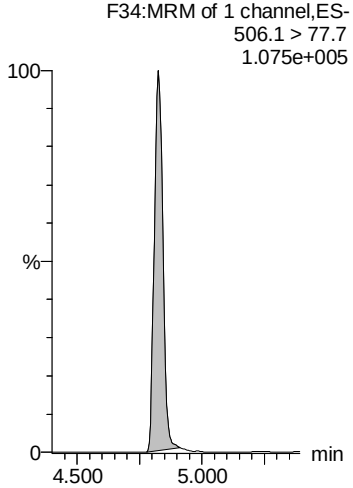

13C2-PFDA

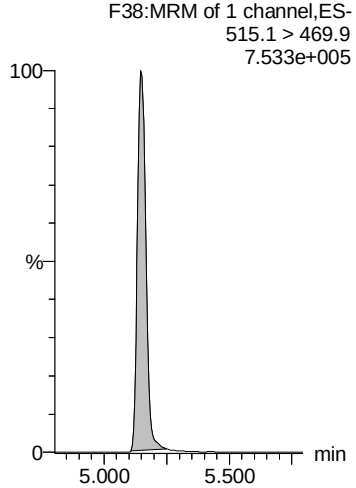

13C2-PFUdA

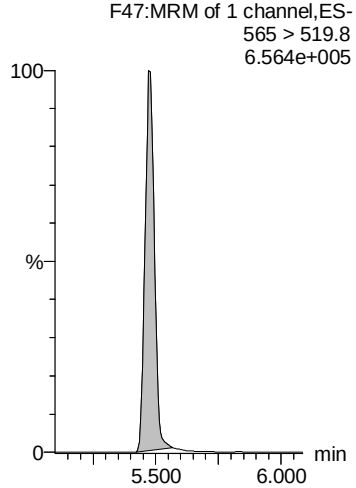

AD 8/23/2018

Dataset: Z:\Projects\PFAS.PRO\Results\180822M2\180822M2-38.qld

MMM 8/28/2018

Last Altered: Thursday, August 23, 2018 14:23:38 Pacific Daylight Time
Printed: Thursday, August 23, 2018 14:24:16 Pacific Daylight Time

Name: 180822M2_38, Date: 23-Aug-2018, Time: 00:14:15, ID: 1801808-11 Equipment Rinsate 0.26515, Description: Equipment Rinsate

PFDoA

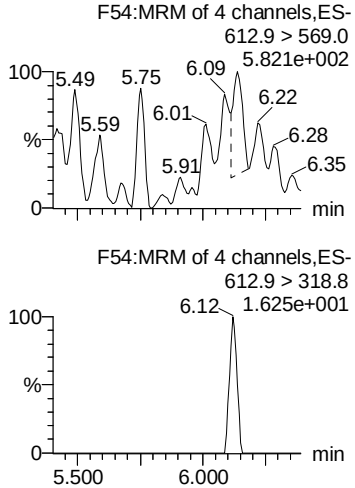

TCDA

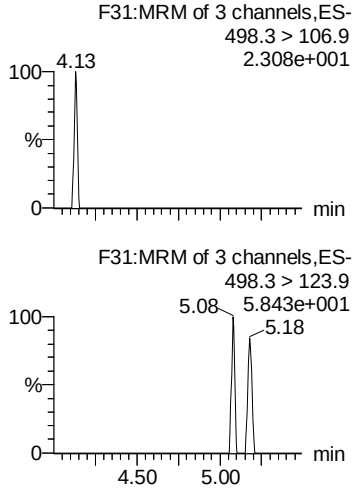

13C4-PFBA

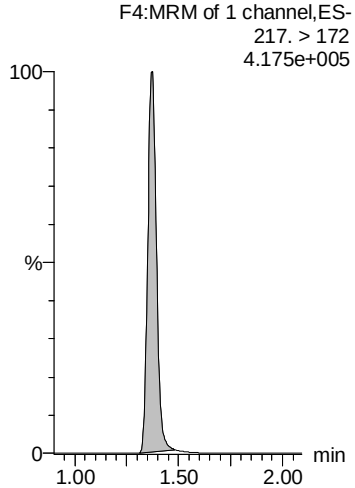

13C5-PFHxA

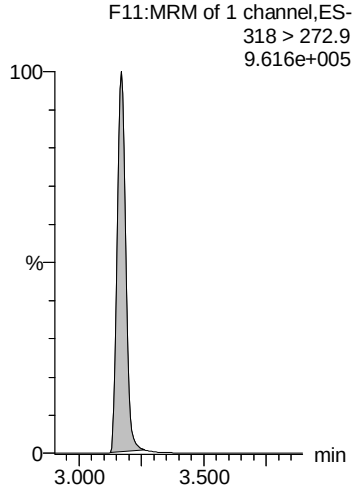

13C3-PFHxS

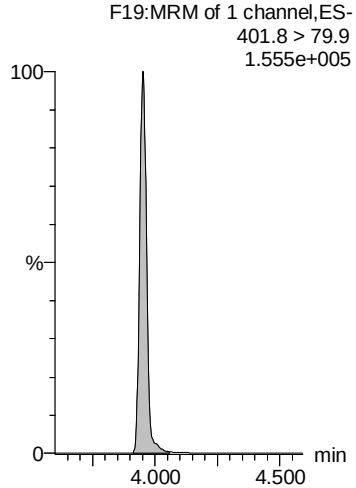

13C2-PFDoA

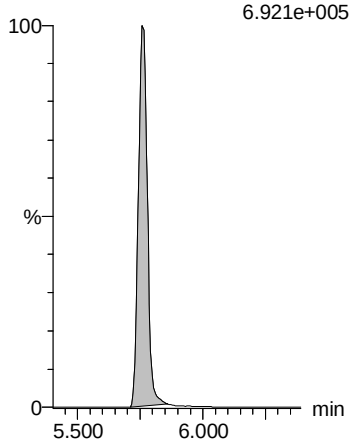

13C8-PFOS

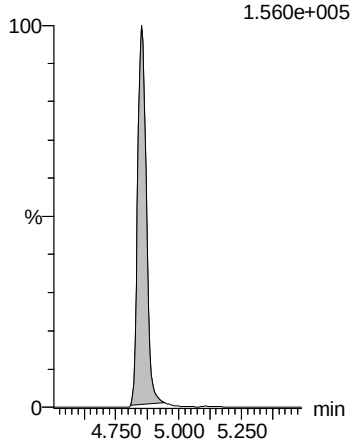

13C8-PFOA

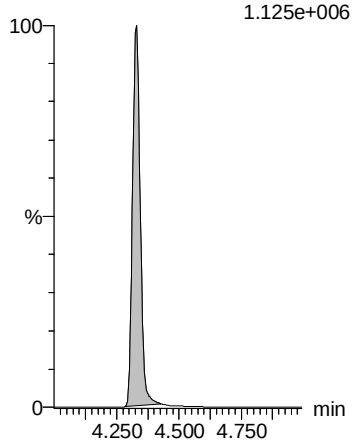

13C9-PFNA

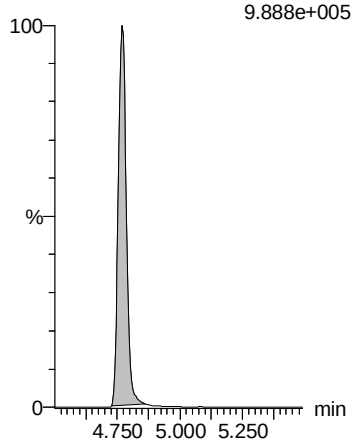

13C4-PFOS

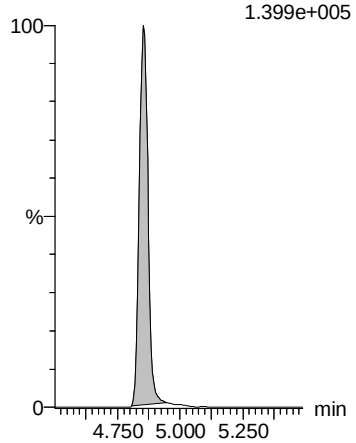

AD 8/23/2018

Dataset: Z:\Projects\PFAS.PRO\Results\180822M2\180822M2-38.qld

MMM 8/28/2018

Last Altered: Thursday, August 23, 2018 14:23:38 Pacific Daylight Time
Printed: Thursday, August 23, 2018 14:24:16 Pacific Daylight Time

Name: 180822M2_38, Date: 23-Aug-2018, Time: 00:14:15, ID: 1801808-11 Equipment Rinsate 0.26515, Description: Equipment Rinsate

13C6-PFDA

F40:MRM of 1 channel,ES-
519.1 > 473.7
9.641e+005

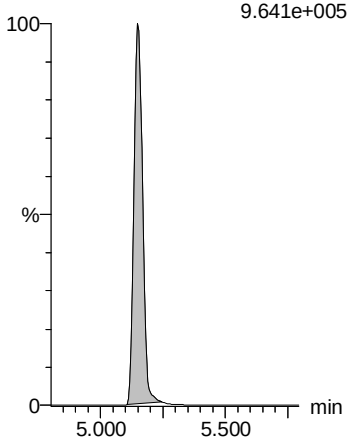

13C7-PFUdA

F49:MRM of 1 channel,ES-
570.1 > 524.8
9.759e+005

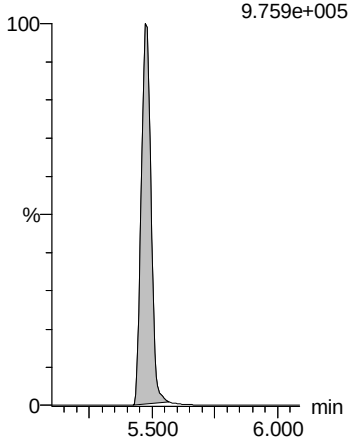

AD 8/23/2018

Dataset: Z:\Projects\PFAS.PRO\Results\180827M3\180827M3-87.qld

MMM 8/29/2018

Last Altered: Tuesday, August 28, 2018 13:21:19 Pacific Daylight Time
Printed: Wednesday, August 29, 2018 11:07:28 Pacific Daylight Time

Name: 180827M3_87, Date: 28-Aug-2018, Time: 10:29:15, ID: 1801808-11RE1 Equipment Rinsate 0.21238, Description: Equipment Rinsate

	#	Name	Trace	Area	IS Area	wt/vol	RRF	Pred.RT	RT	Response	Conc.	%Rec	Ion Ratio	Ratio Out?
1	3	PFBS	299.0 > 79.7		1.79e3	0.212		2.52						
2	7	PFHpA	363.0 > 318.9		1.33e4	0.212		3.65						
3	8	L-PFHxS	398.9 > 79.6		1.87e3	0.212		3.67						
4	68	Total PFHxS	398.9 > 79.6	0.00e0	1.87e3	0.212		4.05		0.000				
5	38	13C3-PFBS	302. > 98.8	1.79e3	3.14e4	0.212	0.0569	2.85	2.52	0.712	53.7373	91.3		
6	41	13C4-PFHpA	367.2 > 321.8	1.33e4	3.14e4	0.212	0.424	3.98	3.65	5.29	51.0958	86.8		
7	42	18O2-PFHxS	403.0 > 102.6	1.87e3	4.41e3	0.212	0.424	4.12	3.81	5.30	52.5298	89.3		
8	42	18O2-PFHxS	403.0 > 102.6	1.87e3	4.41e3	0.212	0.424	4.12	3.81	5.30	52.5298	89.3		
9	-1													
10	11	L-PFOA	412.8 > 368.9		1.99e4	0.212		4.24						
11	69	Total PFOA	412.8 > 368.9	0.00e0	1.99e4	0.212		4.30		0.000				
12	16	L-PFOS	498.9 > 79.9		4.34e3	0.212		4.76						
13	70	Total PFOS	498.9 > 79.9	0.00e0	4.34e3	0.212		4.60		0.000				
14	44	13C2-PFOA	414.9 > 369.7	1.99e4	3.60e4	0.212	0.553	4.50	4.18	6.91	44.6331	75.8		
15	44	13C2-PFOA	414.9 > 369.7	1.99e4	3.60e4	0.212	0.553	4.50	4.18	6.91	44.6331	75.8		
16	47	13C8-PFOS	507.0 > 79.9	4.34e3	4.60e3	0.212	0.945	5.02	4.72	11.8	52.1975	88.7		
17	47	13C8-PFOS	507.0 > 79.9	4.34e3	4.60e3	0.212	0.945	5.02	4.72	11.8	52.1975	88.7		
18	-1													
19	14	PFNA	463.0 > 418.8		1.87e4	0.212		4.94						
20	73	TCDA	498.3>106.9			0.212		5.15						
21	61	13C5-PFHxA	318 > 272.9	3.14e4	3.14e4	0.212	1.00	3.34	3.02	12.5	58.8568	100.0		
22	63	13C8-PFOA	420.9 > 376	3.60e4	3.60e4	0.212	1.00	4.50	4.18	12.5	58.8568	100.0		
23	45	13C5-PFNA	468.2 > 422.9	1.87e4	2.88e4	0.212	0.650	4.94	4.63	8.12	39.5642	67.2		
24	47	13C8-PFOS	507.0 > 79.9	4.34e3	4.60e3	0.212	0.945	5.02	4.72	11.8	52.1975	88.7		
25	64	13C9-PFNA	472.2 > 426.9	2.88e4	2.88e4	0.212	1.00	4.94	4.63	12.5	58.8568	100.0		
26	62	13C3-PFHxS	401.8 > 79.9	4.41e3	4.41e3	0.212	1.00	4.12	3.81	12.5	58.8568	100.0		
27	65	13C4-PFOS	503 > 79.9	4.60e3	4.60e3	0.212	1.00	5.02	4.72	12.5	58.8568	100.0		

HC 8/29/2018

Vista Analytical Laboratory

Dataset: Z:\Projects\PFAS.PRO\Results\180827M3\180827M3-87.qld

MMM 8/29/2018

Last Altered: Tuesday, August 28, 2018 13:21:19 Pacific Daylight Time
Printed: Wednesday, August 29, 2018 11:07:28 Pacific Daylight Time

Method: F:\Projects\PFAS.PRO\MethDB\PFAS_FULL_80C_082718_B.mdb 28 Aug 2018 10:44:43
Calibration: F:\Projects\PFAS.PRO\CurveDB\C18_VAL-PFAS_Q4_08-27-18.cdb 28 Aug 2018 10:38:34

Name: 180827M3_87, Date: 28-Aug-2018, Time: 10:29:15, ID: 1801808-11RE1 Equipment Rinsate 0.21238, Description: Equipment Rinsate

PFBS

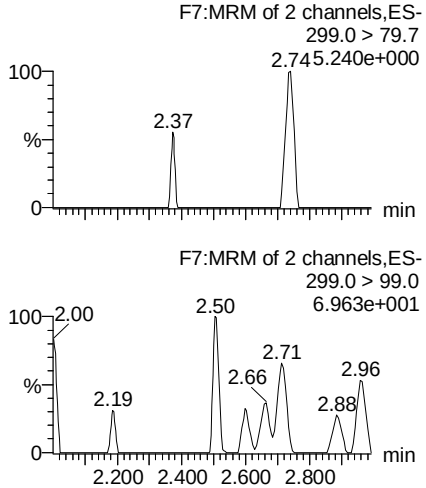

PFHpA

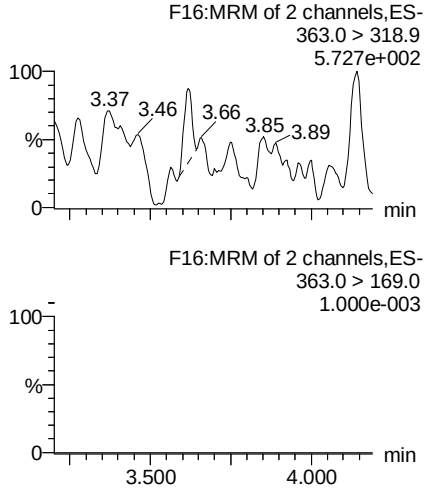

L-PFHxS

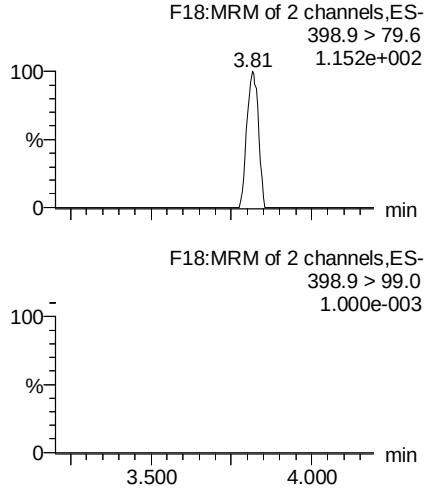

Total PFHxS

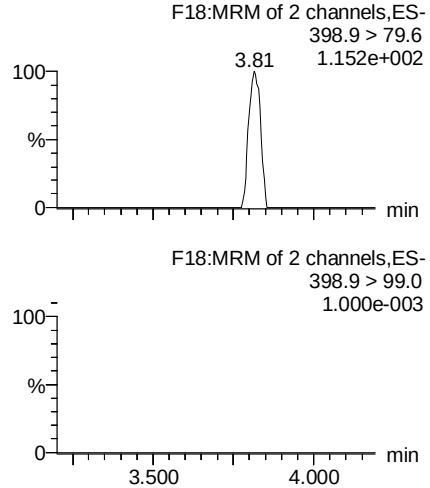

13C3-PFBS

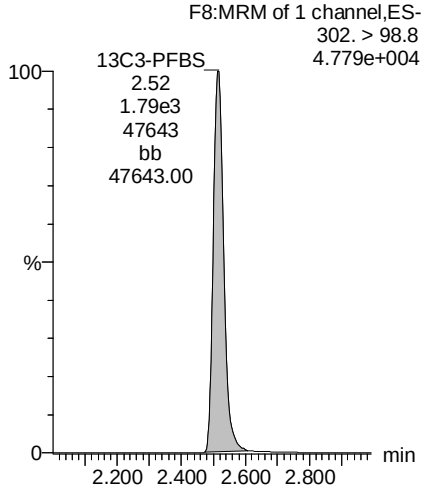

13C4-PFHpA

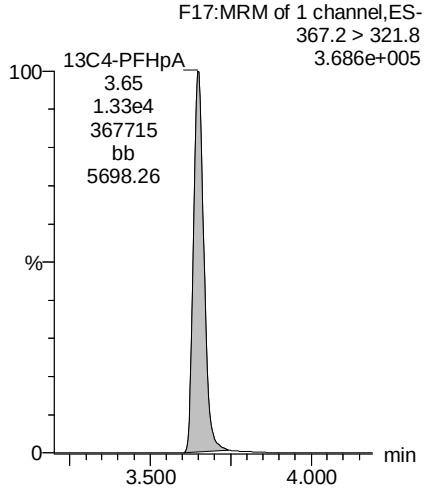

18O2-PFHxS

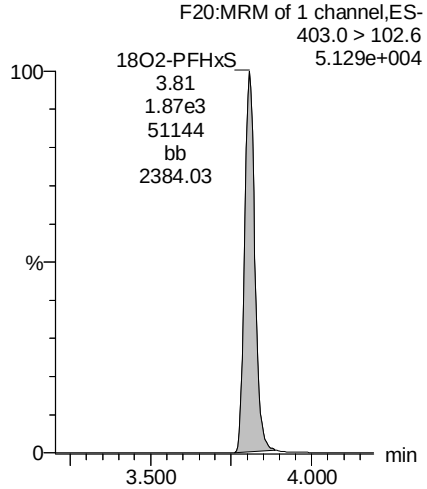

18O2-PFHxS

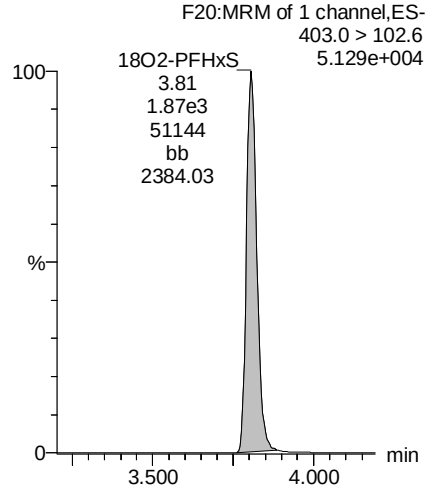

HC 8/29/2018

Dataset: Z:\Projects\PFAS.PRO\Results\180827M3\180827M3-87.qld

MMM 8/29/2018

Last Altered: Tuesday, August 28, 2018 13:21:19 Pacific Daylight Time
Printed: Wednesday, August 29, 2018 11:07:28 Pacific Daylight Time

Name: 180827M3_87, Date: 28-Aug-2018, Time: 10:29:15, ID: 1801808-11RE1 Equipment Rinsate 0.21238, Description: Equipment Rinsate

L-PFOA

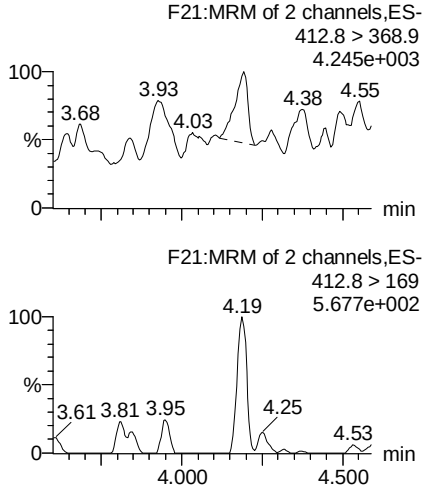

Total PFOA

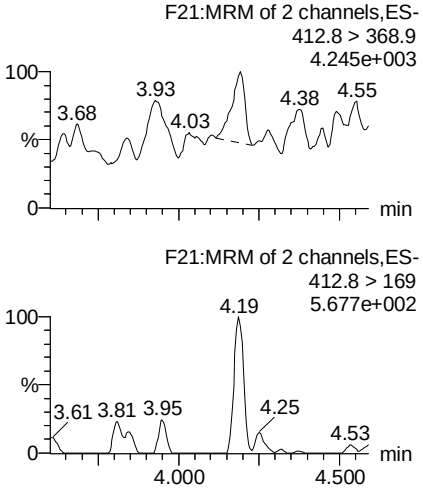

L-PFOS

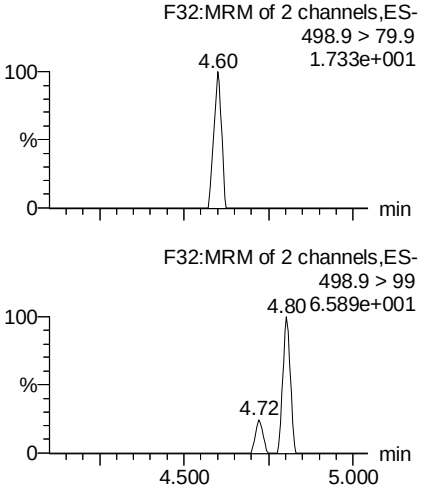

Total PFOS

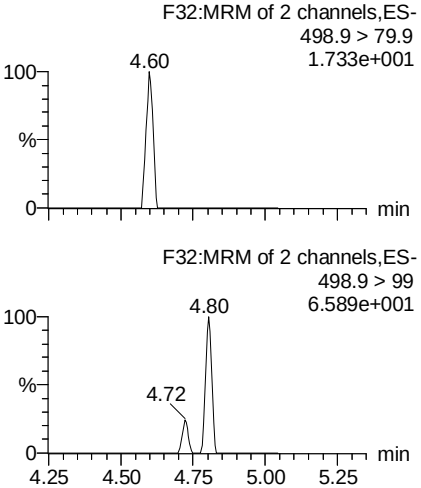

13C2-PFOA

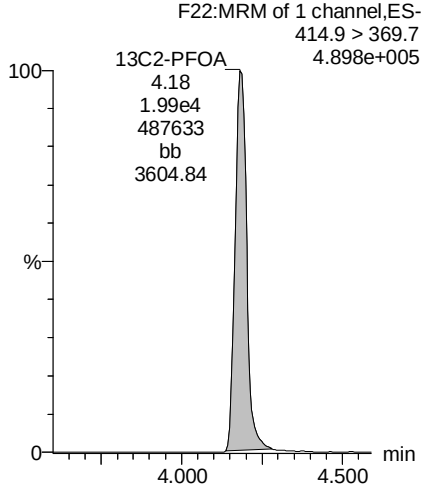

13C2-PFOA

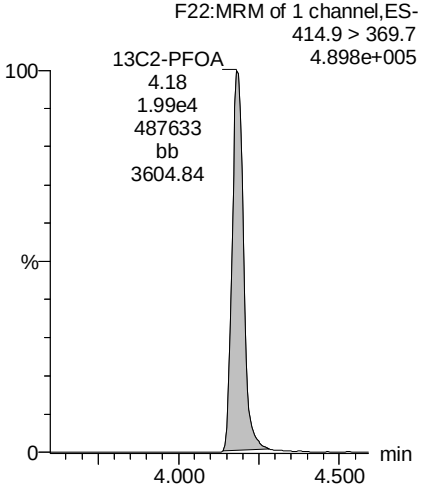

13C8-PFOS

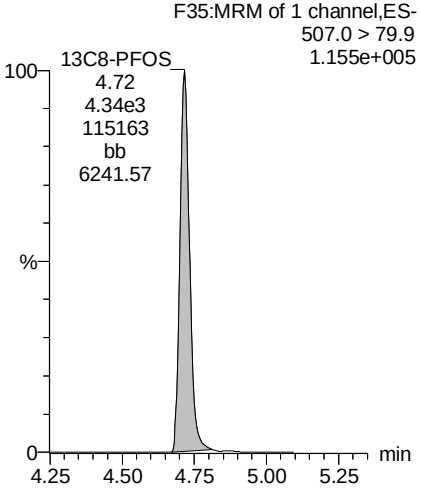

13C8-PFOS

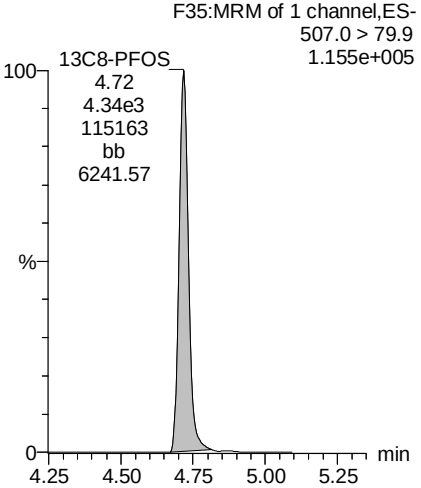

HC 8/29/2018

Dataset: Z:\Projects\PFAS.PRO\Results\180827M3\180827M3-87.qld

MMM 8/29/2018

Last Altered: Tuesday, August 28, 2018 13:21:19 Pacific Daylight Time
Printed: Wednesday, August 29, 2018 11:07:28 Pacific Daylight Time

Name: 180827M3_87, Date: 28-Aug-2018, Time: 10:29:15, ID: 1801808-11RE1 Equipment Rinsate 0.21238, Description: Equipment Rinsate

PFNA

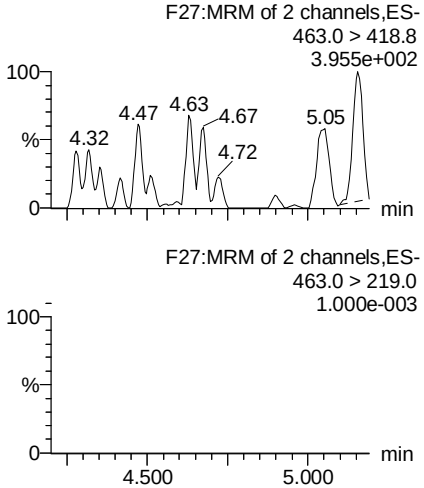

TCDA

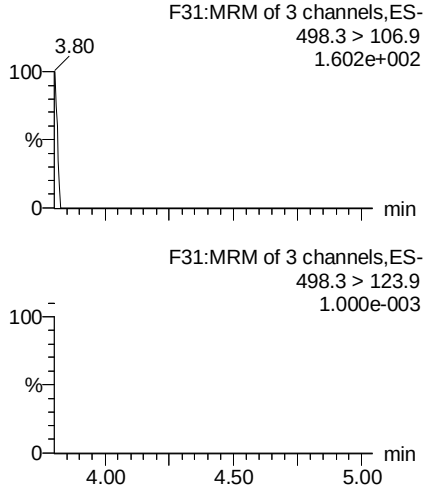

13C5-PFHxA

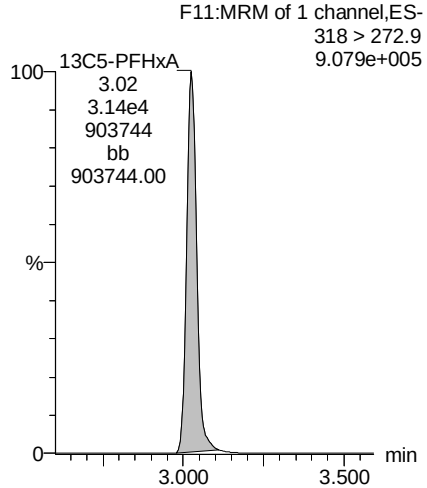

13C8-PFOA

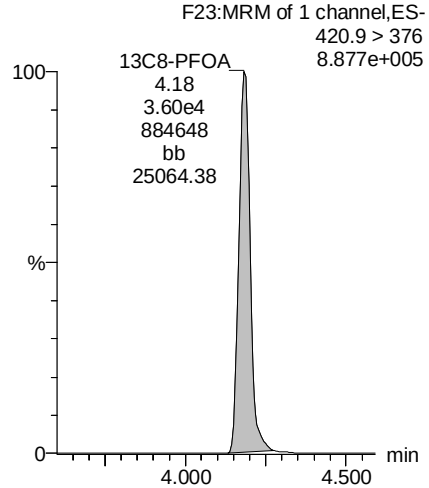

13C5-PFNA

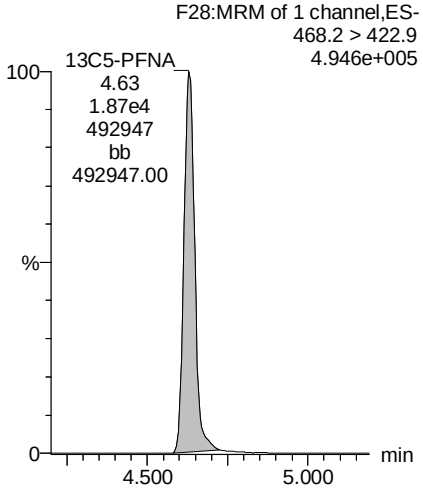

13C8-PFOS

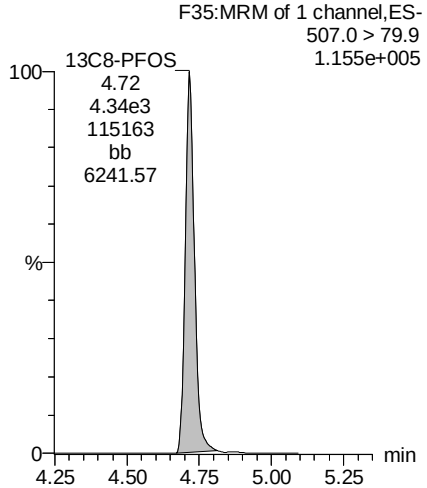

13C9-PFNA

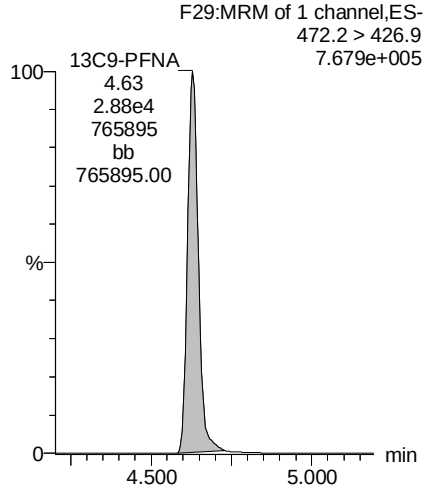

13C3-PFHxS

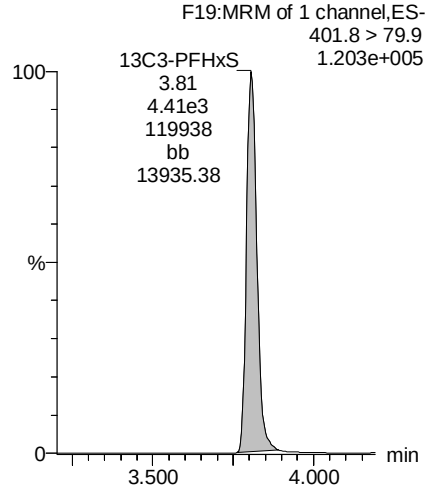

HC 8/29/2018

Dataset: Z:\Projects\PFAS.PRO\Results\180827M3\180827M3-87.qld

MMM 8/29/2018

Last Altered: Tuesday, August 28, 2018 13:21:19 Pacific Daylight Time
Printed: Wednesday, August 29, 2018 11:07:28 Pacific Daylight Time

Name: 180827M3_87, Date: 28-Aug-2018, Time: 10:29:15, ID: 1801808-11RE1 Equipment Rinsate 0.21238, Description: Equipment Rinsate

13C4-PFOS

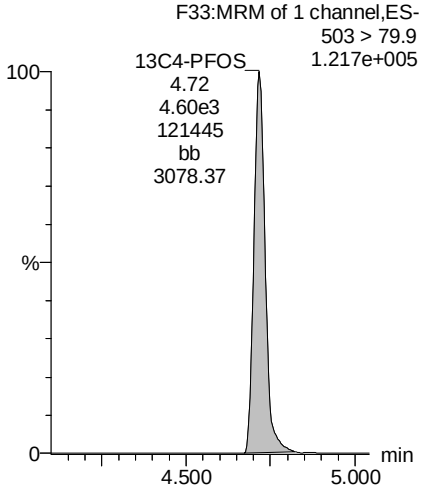

HC 8/29/2018

CONTINUING CALIBRATION

Vista Analytical Laboratory

Dataset: F:\Projects\PFAS.PRO\Results\180822M2\180822M2-44.qld

Last Altered: Thursday, August 23, 2018 08:51:18 Pacific Daylight Time
Printed: Thursday, August 23, 2018 08:51:22 Pacific Daylight Time

AD 8/23/18

Name: 180822M2_44, Date: 23-Aug-2018, Time: 01:17:41, ID: ST180822M2-11 PFC CS3 18H2107, Description: PFC CS3 18H2107

	#	Name	Trace	Area	IS Area	wt/vol	RT	Response	Conc.	%Rec	Recovery ..	Ion Ratio	Ratio Out?
1	1	PFBA	213.0 > 168.8	19702.037	22592.352	1.00	1.38	10.901	9.9	98.7	NO		
2	2	PFPeA	263.1 > 218.9	24799.139	32080.545	1.00	2.37	9.663	10.5	104.6	NO		
3	3	PFBS	299.0 > 79.7	4950.921	3290.486	1.00	2.67	18.808	10.7	107.0	NO	2.588	NO
4	4	4:2 FTS	327.2>307.2	5514.428	6762.122	1.00	3.07	10.194	10.2	101.6	NO	1.667	NO
5	5	PFHxA	313 > 269	37709.082	19655.398	1.00	3.16	9.593	10.3	102.7	NO	15.429	NO
6	6	PFPeS	349.1>80.1	4600.967	3290.486	1.00	3.37	17.478	10.2	101.7	NO	1.589	NO
7	36	13C3-PFBA	216.1 > 171.8	22592.352	28699.941	1.00	1.37	9.840	12.6	100.5	NO		
8	37	13C3-PFPeA	266. > 221.8	32080.545	52813.438	1.00	2.37	7.593	12.5	100.3	NO		
9	38	13C3-PFBS	302. > 98.8	3290.486	52813.438	1.00	2.66	0.779	12.2	97.2	NO		
10	39	13C2-4:2 FTS	329.2>308.9	6762.122	52813.438	1.00	3.07	1.600	11.4	91.0	NO		
11	40	13C2-PFHxA	315 > 270	19655.398	52813.438	1.00	3.16	4.652	4.9	97.2	NO		
12	38	13C3-PFBS	302. > 98.8	3290.486	52813.438	1.00	2.66	0.779	12.2	97.2	NO		
13	-1												
14	10	6:2 FTS	427.1 > 407	5706.991	6523.463	1.00	4.27	10.936	9.8	97.6	NO	2.610	NO
15	7	PFHpA	363.0 > 318.9	25168.928	27939.955	1.00	3.80	11.260	10.3	102.5	NO	20.388	NO
16	8	L-PFHxS	398.9 > 79.6	3599.292	2861.957	1.00	3.95	15.720	9.5	94.6	NO	1.502	NO
17	11	L-PFOA	412.9 > 368.9	34135.797	43787.039	1.00	4.32	9.745	10.1	100.5	NO	2.542	NO
18	13	PFHpS	449 > 80.0	4827.328	7270.862	1.00	4.44	8.299	9.8	97.6	NO	1.836	NO
19	14	PFNA	463.0 > 418.8	40727.988	43570.715	1.00	4.77	11.684	10.3	103.1	NO	4.927	NO
20	43	13C2-6:2 FTS	429.1 > 408.9	6523.463	53588.930	1.00	4.27	1.522	11.1	89.2	NO		
21	41	13C4-PFHpA	367.2 > 321.8	27939.955	52813.438	1.00	3.79	6.613	12.2	98.0	NO		
22	42	18O2-PFHxS	403.0 > 102.6	2861.957	6107.170	1.00	3.95	5.858	12.3	98.6	NO		
23	44	13C2-PFOA	414.9 > 369.7	43787.039	53588.930	1.00	4.32	10.214	12.9	103.4	NO		
24	47	13C8-PFOS	507.0 > 79.9	7270.862	6736.606	1.00	4.85	13.491	12.6	101.0	NO		
25	45	13C5-PFNA	468.2 > 422.9	43570.715	47294.609	1.00	4.77	11.516	11.9	95.0	NO		
26	-1												
27	15	PFOSA	498 > 77.9	9080.366	11022.245	1.00	4.82	10.298	10.1	100.7	NO	30.375	NO
28	16	L-PFOS	498.9 > 79.9	5025.366	7270.862	1.00	4.85	8.640	9.4	94.2	NO	1.841	NO
29	18	PFDA	513 > 468.8	40492.496	41609.012	1.00	5.15	12.165	9.8	98.4	NO	5.888	NO
30	19	8:2 FTS	527 > 506.9	5715.894	5334.032	1.00	5.12	13.395	10.4	104.1	NO	2.290	NO
31	20	PFNS	549.1 > 80.1	4630.683	7270.862	1.00	5.21	7.961	9.5	94.6	NO	1.538	NO
32	21	L-MeFOSAA	570 > 419	11409.706	12112.366	1.00	5.29	11.775	9.5	95.4	NO	2.459	NO
33	46	13C8-PFOSA	506.1 > 77.7	11022.245	52869.617	1.00	4.82	2.606	13.9	111.5	NO		
34	47	13C8-PFOS	507.0 > 79.9	7270.862	6736.606	1.00	4.85	13.491	12.6	101.0	NO		

DM 8/23/18

Dataset: F:\Projects\PFAS.PRO\Results\180822M2\180822M2-44.qld

Last Altered: Thursday, August 23, 2018 08:51:18 Pacific Daylight Time
Printed: Thursday, August 23, 2018 08:51:22 Pacific Daylight Time

Name: 180822M2_44, Date: 23-Aug-2018, Time: 01:17:41, ID: ST180822M2-11 PFC CS3 18H2107, Description: PFC CS3 18H2107

	#	Name	Trace	Area	IS Area	wt/vol	RT	Response	Conc.	%Rec	Recovery ...	Ion Ratio	Ratio Out?
35	48	13C2-PFDA	515.1 > 469.9	41609.012	46698.168	1.00	5.15	11.138	12.0	95.8	NO		
36	49	13C2-8:2 FTS	529.1 > 508.7	5334.032	53588.930	1.00	5.12	1.244	10.9	87.0	NO		
37	47	13C8-PFOS	507.0 > 79.9	7270.862	6736.606	1.00	4.85	13.491	12.6	101.0	NO		
38	50	d3-N-MeFOSAA	573.3 > 419	12112.366	52869.617	1.00	5.30	2.864	11.9	95.1	NO		
39	-1												
40	23	L-EtFOSAA	584.1 > 419	10189.067	14382.617	1.00	5.45	8.855	9.6	95.7	NO	1.489	NO
41	27	PFDoA	612.9 > 569.0	43849.723	50090.406	1.00	5.76	10.943	9.4	94.3	NO	8.392	NO
42	26	PFDS	598.8 > 79.9	5437.770	7270.862	1.00	5.52	9.349	10.2	101.7	NO	1.773	NO
43	25	PFUdA	563.0 > 518.9	39807.680	51284.270	1.00	5.47	9.703	10.3	102.5	NO	11.917	NO
44	28	N-MeFOSA	512.1 > 168.9	11382.225	33769.383	1.00	5.80	50.559	52.6	105.3	NO	1.418	NO
45	29	PFTrDA	662.9 > 618.9	44279.129	50090.406	1.00	6.00	11.050	10.1	100.7	NO	30.232	NO
46	52	d5-N-EtFOSAA	589.3 > 419	14382.617	52869.617	1.00	5.45	3.400	12.4	99.6	NO		
47	53	13C2-PFDoA	615.0 > 569.7	50090.406	46698.168	1.00	5.76	13.408	12.3	98.2	NO		
48	47	13C8-PFOS	507.0 > 79.9	7270.862	6736.606	1.00	4.85	13.491	12.6	101.0	NO		
49	51	13C2-PFUdA	565 > 519.8	51284.270	52869.617	1.00	5.47	12.125	12.5	100.3	NO		
50	54	d3-N-MeFOSA	515.2 > 168.9	33769.383	52869.617	1.00	5.83	7.984	149.3	99.5	NO		
51	53	13C2-PFDoA	615.0 > 569.7	50090.406	46698.168	1.00	5.76	13.408	12.3	98.2	NO		
52	-1												
53	30	PFTeDA	712.8 > 669.0	38472.426	31507.160	1.00	6.22	15.263	10.7	106.7	NO	13.556	NO
54	31	N-EtFOSA	526.1 > 168.9	11623.938	37413.180	1.00	6.21	46.604	52.1	104.2	NO	1.461	NO
55	32	PFHxDA	813.1 > 768.6	20418.207	16033.473	1.00	6.54	6.367	10.1	101.0	NO	32.955	NO
56	33	PFODA	913.1 > 868.8	27060.652	16033.473	1.00	6.77	8.439	10.7	106.8	NO		
57	34	N-MeFOSE	616.1 > 58.9	8663.246	25484.000	1.00	6.37	50.992	53.0	106.0	NO		
58	35	N-EtFOSE	630.1 > 58.9	10008.831	25603.725	1.00	6.51	58.637	51.6	103.3	NO		
59	55	13C2-PFTeDA	714.8 > 669.6	31507.160	52869.617	1.00	6.22	7.449	11.7	93.8	NO		
60	56	d5-N-ETFOSA	531.1 > 168.9	37413.180	52869.617	1.00	6.22	8.846	139.8	93.2	NO		
61	57	13C2-PFHxDA	815 > 769.7	16033.473	52869.617	1.00	6.54	3.791	4.7	94.8	NO		
62	57	13C2-PFHxDA	815 > 769.7	16033.473	52869.617	1.00	6.54	3.791	4.7	94.8	NO		
63	58	d7-N-MeFOSE	623.1 > 58.9	25484.000	52869.617	1.00	6.36	6.025	140.7	93.8	NO		
64	59	d9-N-EtFOSE	639.2 > 58.8	25603.725	52869.617	1.00	6.50	6.054	140.9	93.9	NO		
65	-1												
66	60	13C4-PFBA	217. > 172	28699.941	28699.941	1.00	1.38	12.500	12.5	100.0	NO		
67	61	13C5-PFHxA	318 > 272.9	52813.438	52813.438	1.00	3.16	12.500	12.5	100.0	NO		
68	62	13C3-PFHxS	401.8 > 79.9	6107.170	6107.170	1.00	3.95	12.500	12.5	100.0	NO		

Dataset: F:\Projects\PFAS.PRO\Results\180822M2\180822M2-44.qld

Last Altered: Thursday, August 23, 2018 08:51:18 Pacific Daylight Time
Printed: Thursday, August 23, 2018 08:51:22 Pacific Daylight Time

Name: 180822M2_44, Date: 23-Aug-2018, Time: 01:17:41, ID: ST180822M2-11 PFC CS3 18H2107, Description: PFC CS3 18H2107

	#	Name	Trace	Area	IS Area	wt/vol	RT	Response	Conc.	%Rec	Recovery ..	Ion Ratio	Ratio Out?
69	63	13C8-PFOA	420.9 > 376	53588.930	53588.930	1.00	4.32	12.500	12.5	100.0	NO		
70	64	13C9-PFNA	472.2 > 426.9	47294.609	47294.609	1.00	4.77	12.500	12.5	100.0	NO		
71	65	13C4-PFOS	503 > 79.9	6736.606	6736.606	1.00	4.85	12.500	12.5	100.0	NO		
72	66	13C6-PFDA	519.1 > 473.7	46698.168	46698.168	1.00	5.15	12.500	12.5	100.0	NO		
73	67	13C7-PFUdA	570.1 > 524.8	52869.617	52869.617	1.00	5.47	12.500	12.5	100.0	NO		

Vista Analytical Laboratory

Dataset: Untitled

Last Altered: Thursday, August 23, 2018 12:12:55 Pacific Daylight Time
Printed: Thursday, August 23, 2018 12:13:28 Pacific Daylight Time

Method: F:\Projects\PFAS.PRO\MethDB\PFAS_FULL_80C_082218.mdb 23 Aug 2018 08:47:14
Calibration: F:\Projects\PFAS.PRO\CurveDB\C18_VAL-PFAS_Q4_08-21-18.cdb 21 Aug 2018 15:24:02

Compound name: PFBA

	#	Name	ID	Acq.Date	Acq.Time
1	1	180822M2_1	IPA	22-Aug-18	17:42:22
2	2	180822M2_2	ST180822M2-1 PFC CS-2 18H2102	22-Aug-18	17:52:57
3	3	180822M2_3	ST180822M2-2 PFC CS-1 18H2103	22-Aug-18	18:03:36
4	4	180822M2_4	ST180822M2-3 PFC CS0 18H2104 A	22-Aug-18	18:14:08
5	5	180822M2_5	ST180822M2-4 PFC CS1 18H2105	22-Aug-18	18:24:46
6	6	180822M2_6	ST180822M2-5 PFC CS2 18H2106	22-Aug-18	18:35:25
7	7	180822M2_7	ST180822M2-6 PFC CS3 18H2107	22-Aug-18	18:45:58
8	8	180822M2_8	ST180822M2-7 PFC CS4 18H2108	22-Aug-18	18:56:36
9	9	180822M2_9	ST180822M2-8 PFC CS5 18H2109	22-Aug-18	19:07:07
10	10	180822M2_10	ST180822M2-9 PFC CS6 18H2110	22-Aug-18	19:17:38
11	11	180822M2_11	ST180822M2-10 PFC CS7 18H2111	22-Aug-18	19:28:08
12	12	180822M2_12	IPA	22-Aug-18	19:38:47
13	13	180822M2_13	ICV180822M2-1 PFC 537 ICV 18H2112	22-Aug-18	19:49:20
14	14	180822M2_14	1802092-01 REEPDW1212FRB 0.11995	22-Aug-18	19:59:58
15	15	180822M2_15	1802092-02 REEPDW1213FRB 0.1184	22-Aug-18	20:10:31
16	16	180822M2_16	1802092-03 REEPDW1214FRB 0.11426	22-Aug-18	20:21:01
17	17	180822M2_17	1802092-04 REEPDW1215FRB 0.11712	22-Aug-18	20:31:39
18	18	180822M2_18	1802092-05 REEPDW1216FRB 0.1201	22-Aug-18	20:42:12
19	19	180822M2_19	1802096-03 REEPDW1219FRB 0.11784	22-Aug-18	20:52:50
20	20	180822M2_20	1802115-01 REEPDW1220FRB 0.1158	22-Aug-18	21:03:29
21	21	180822M2_21	1802115-02 REEPDW1221FRB 0.11562	22-Aug-18	21:14:02
22	22	180822M2_22	1802115-05 REEPDW1222FRB 0.11639	22-Aug-18	21:24:32
23	23	180822M2_23	1802115-07 REEPDW1229FRB 0.11554	22-Aug-18	21:35:11
24	24	180822M2_24	1802115-08 REEPDW1230FRB 0.11545	22-Aug-18	21:45:43
25	25	180822M2_25	B8H0016-BS1 OPR 0.125	22-Aug-18	21:56:22
26	26	180822M2_26	B8H0016-BLK1 Method Blank 0.125	22-Aug-18	22:07:00
27	27	180822M2_27	1802144-01 YEAGR-ML-FL014-MW004...	22-Aug-18	22:17:34
28	28	180822M2_28	IPA	22-Aug-18	22:28:12
29	29	180822M2_29	1802144-02 YEAGR-DUP1-072718 0.1...	22-Aug-18	22:38:44
30	30	180822M2_30	1801724-02 MW-31 0.24486	22-Aug-18	22:49:22
31	31	180822M2_31	1801724-03 BD-01 0.24208	22-Aug-18	22:59:56
32	32	180822M2_32	1801724-04 Field Blank0710 0.25654	22-Aug-18	23:10:34

(A) curve not used.

Vista Analytical Laboratory

Dataset: Untitled

Last Altered: Thursday, August 23, 2018 12:12:55 Pacific Daylight Time
Printed: Thursday, August 23, 2018 12:13:28 Pacific Daylight Time

Compound name: PFBA

	#	Name	ID	Acq.Date	Acq.Time
33	33	180822M2_33	1802091-02 REEPDW1213 0.12052	22-Aug-18	23:21:07
34	34	180822M2_34	1802091-03 REEPDW1214 0.11773	22-Aug-18	23:31:46
35	35	180822M2_35	B8H0017-BS1 OPR 0.25	22-Aug-18	23:42:24
36	36	180822M2_36	B8H0017-BLK1 Method Blank 0.25	22-Aug-18	23:52:58
37	37	180822M2_37	B8H0017-DUP1 Duplicate 0.25176	23-Aug-18	00:03:36
38	38	180822M2_38	1801808-11 Equipment Rinsate 0.26515	23-Aug-18	00:14:15
39	39	180822M2_39	1802113-01 DPH-MW-1 0.11902	23-Aug-18	00:24:48
40	40	180822M2_40	1802113-02 Waterra Tubing with Foot Va..	23-Aug-18	00:35:18
41	41	180822M2_41	1802113-03 DPH-MW21 0.11003	23-Aug-18	00:45:56
42	42	180822M2_42	1802113-04 DPH-MW3 0.11638	23-Aug-18	00:56:30
43	43	180822M2_43	IPA	23-Aug-18	01:07:08
44	44	180822M2_44	ST180822M2-11 PFC CS3 18H2107	23-Aug-18	01:17:41
45	45	180822M2_45	1802113-05 DPH-MW20D 0.11947	23-Aug-18	01:28:20
46	46	180822M2_46	1802113-06 DPH-MW15D 0.11881	23-Aug-18	01:38:58
47	47	180822M2_47	1802113-07 DPH-MW14 0.11985	23-Aug-18	01:49:31
48	48	180822M2_48	1802113-08 DPH-MW22 0.11641	23-Aug-18	02:00:10
49	49	180822M2_49	1802113-09 DPH-MW6 0.11598	23-Aug-18	02:10:43
50	50	180822M2_50	1802113-10 DPH-MW5 0.11665	23-Aug-18	02:21:21
51	51	180822M2_51	1802113-11 DPH-MW12D 0.11545	23-Aug-18	02:31:53
52	52	180822M2_52	1802113-12 DPH-MW7-17 0.11634	23-Aug-18	02:42:32
53	53	180822M2_53	B8H0100-BS1 OPR 2	23-Aug-18	02:53:04
54	54	180822M2_54	B8H0100-BLK1 Method Blank 2	23-Aug-18	03:03:43
55	55	180822M2_55	B8H0100-DUP1 Duplicate 2.03	23-Aug-18	03:14:16
56	56	180822M2_56	1801808-01 Composite Lafayette eel no....	23-Aug-18	03:24:47
57	57	180822M2_57	IPA	23-Aug-18	03:35:25
58	58	180822M2_58	ST180822M2-12 PFC CS3 18H2107	23-Aug-18	03:45:57
59	59	180822M2_59	1801808-02 Composite Brackett eel no. ...	23-Aug-18	03:56:35
60	60	180822M2_60	1801808-03 Composite Lafayette shiner ...	23-Aug-18	04:07:08
61	61	180822M2_61	1801808-04 Composite Lang shiner no. ...	23-Aug-18	04:17:47
62	62	180822M2_62	1801808-05 Composite Sagamore shine...	23-Aug-18	04:28:20
63	63	180822M2_63	1801808-06 Composite Lang pickerel no...	23-Aug-18	04:38:58
64	64	180822M2_64	1801808-07 Composite Sagamore picker...	23-Aug-18	04:49:31
65	65	180822M2_65	1801808-08 Composite Brackett pickerel...	23-Aug-18	05:00:02
66	66	180822M2_66	1801808-09 Individual trout no. 1 2.05	23-Aug-18	05:10:40
67	67	180822M2_67	1801808-10 Composite trout no. 2,3,4 2....	23-Aug-18	05:21:12
68	68	180822M2_68	1802057-01 DPH-EX4 0.11476	23-Aug-18	05:31:50

Vista Analytical Laboratory

Dataset: Untitled

Last Altered: Thursday, August 23, 2018 12:12:55 Pacific Daylight Time
Printed: Thursday, August 23, 2018 12:13:28 Pacific Daylight Time

Compound name: PFBA

	#	Name	ID	Acq.Date	Acq.Time
69	69	180822M2_69	IPA	23-Aug-18	05:42:29
70	70	180822M2_70	ST180822M2-13 PFC CS3 18H2107	23-Aug-18	05:53:01
71	71	180822M2_71	1802057-02 DPH-105 0.11749	23-Aug-18	06:03:39
72	72	180822M2_72	1802057-03 DPH-MW9-17 0.11383	23-Aug-18	06:14:12
73	73	180822M2_73	1802057-04 DPH-MW10-17 0.11808	23-Aug-18	06:24:51
74	74	180822M2_74	1802057-05 DPH-MW8-17 0.11777	23-Aug-18	06:35:23
75	75	180822M2_75	1802057-06 DPH-MW5-17 0.11722	23-Aug-18	06:46:02
76	76	180822M2_76	1802057-07 DPH-MW4-17 0.1161	23-Aug-18	06:56:40
77	77	180822M2_77	1802057-08 DPH-MW3-17 0.11771	23-Aug-18	07:07:13
78	78	180822M2_78	1802057-09 DPH-MW2-17 0.11496	23-Aug-18	07:17:52
79	79	180822M2_79	1802057-10 DPH-B5 0.11268	23-Aug-18	07:28:25
80	80	180822M2_80	1802057-11 DPH-MW1-17 0.11599	23-Aug-18	07:39:03
81	81	180822M2_81	IPA	23-Aug-18	07:49:36
82	82	180822M2_82	ST180822M2-14 PFC CS3 18H2107	23-Aug-18	08:00:15
83	83	180822M2_83	1802057-12 DPH-B7 0.12102	23-Aug-18	08:10:48
84	84	180822M2_84	1802144-01@10X YEAGR-ML-FL014-...	23-Aug-18	08:21:26
85	85	180822M2_85	IPA	23-Aug-18	08:32:05
86	86	180822M2_86	1802144-02@10X YEAGR-DUP1-0727...	23-Aug-18	08:42:38
87	87	180822M2_87	B8H0112-BS1 OPR 0.125	23-Aug-18	08:53:16
88	88	180822M2_88	B8H0112-BLK1 Method Blank 0.125	23-Aug-18	09:03:48
89	89	180822M2_89	1802438-01 MW-3 0.11595	23-Aug-18	09:14:27
90	90	180822M2_90	1802438-02 MW-5 0.11984	23-Aug-18	09:24:59
91	91	180822M2_91	1802439-01 GZ-2 0.11526	23-Aug-18	09:35:37
92	92	180822M2_92	1802439-02 MW-11 0.12078	23-Aug-18	09:46:09
93	93	180822M2_93	B8H0116-BS1 OPR 0.25	23-Aug-18	09:56:48
94	94	180822M2_94	B8H0116-BLK1 Method Blank 0.25	23-Aug-18	10:07:21
95	95	180822M2_95	1801283-08RE1 B-10-GW 0.23277	23-Aug-18	10:17:59
96	96	180822M2_96	1802436-01 GWEF1808131410MK 0.2...	23-Aug-18	10:28:32
97	97	180822M2_97	1802436-02 GWIN1808131415MK 0.26...	23-Aug-18	10:39:10
98	98	180822M2_98	IPA	23-Aug-18	10:49:43
99	99	180822M2_99	ST180822M2-15 PFC CS3 18H2107	23-Aug-18	11:00:21
100	1...	180822M2_100	1802440-01 MER-45-AR2 0.1221	23-Aug-18	11:10:53
101	1...	180822M2_101	IPA	23-Aug-18	11:21:32
102	1...	180822M2_102	ST180822M2-16 PFC CS3 18H2107	23-Aug-18	11:32:04

Dataset: F:\Projects\PFAS.PRO\Results\180822M2\180822M2-44.qld

Last Altered: Thursday, August 23, 2018 08:51:18 Pacific Daylight Time
Printed: Thursday, August 23, 2018 08:51:22 Pacific Daylight Time

Method: F:\Projects\PFAS.PRO\MethDB\PFAS_FULL_80C_082218.mdb 23 Aug 2018 08:42:25
Calibration: F:\Projects\PFAS.PRO\CurveDB\C18_VAL-PFAS_Q4_08-21-18.cdb 21 Aug 2018 15:24:02

Name: 180822M2_44, Date: 23-Aug-2018, Time: 01:17:41, ID: ST180822M2-11 PFC CS3 18H2107, Description: PFC CS3 18H2107

PFBA
F2:MRM of 1 channel,ES-
213.0 > 168.8
2.319e+005

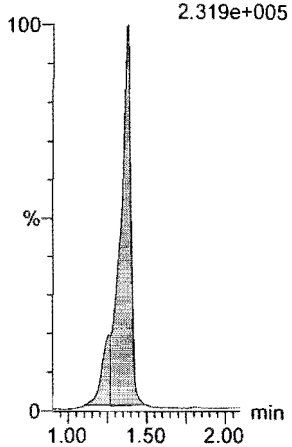

PFPeA
F5:MRM of 1 channel,ES-
263.1 > 218.9
5.860e+005

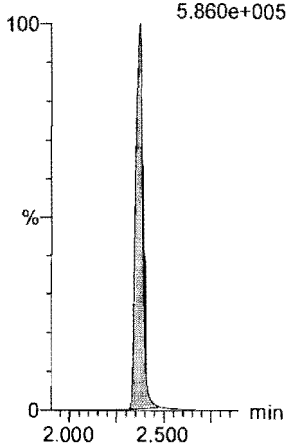

PFBS
F7:MRM of 2 channels,ES-
299.0 > 79.7
1.215e+005

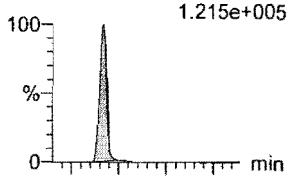

F7:MRM of 2 channels,ES-
299.0 > 99.0
4.684e+004

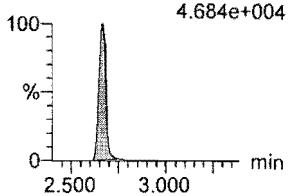

4:2 FTS
F12:MRM of 2 channels,ES-
327.2 > 307.2
1.405e+005

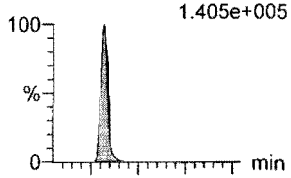

F12:MRM of 2 channels,ES-
327.2 > 81.1
8.432e+004

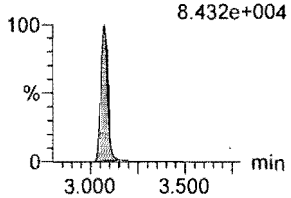

PFHxA
F9:MRM of 2 channels,ES-
313 > 269
9.603e+005

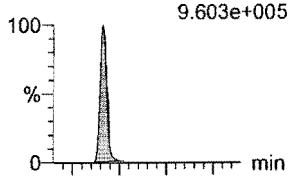

F9:MRM of 2 channels,ES-
313 > 118.9
6.009e+004

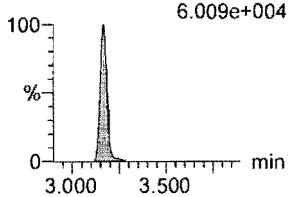

PFPeS
F15:MRM of 2 channels,ES-
349.1 > 80.1
1.108e+005

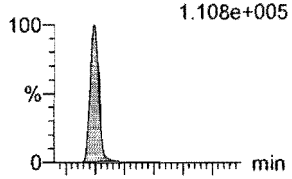

F15:MRM of 2 channels,ES-
349.1 > 99
6.800e+004

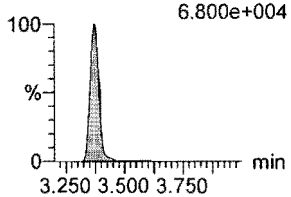

13C3-PFBA
F3:MRM of 1 channel,ES-
216.1 > 171.8
2.642e+005

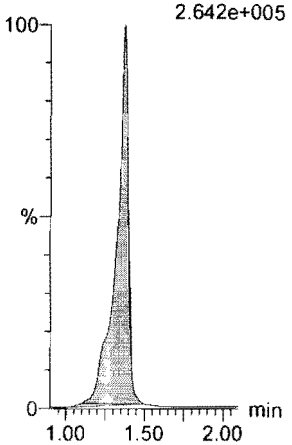

13C3-PFPeA
F6:MRM of 1 channel,ES-
266. > 221.8
7.608e+005

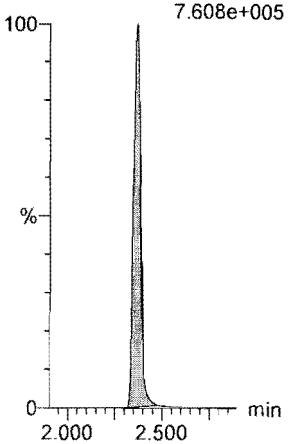

13C3-PFBS
F8:MRM of 1 channel,ES-
302. > 98.8
7.870e+004

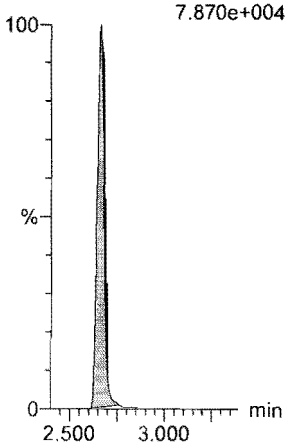

13C2-4:2 FTS
F13:MRM of 1 channel,ES-
329.2 > 308.9
1.696e+005

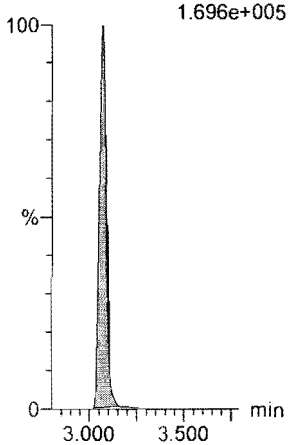

13C2-PFHxA
F10:MRM of 1 channel,ES-
315 > 270
5.006e+005

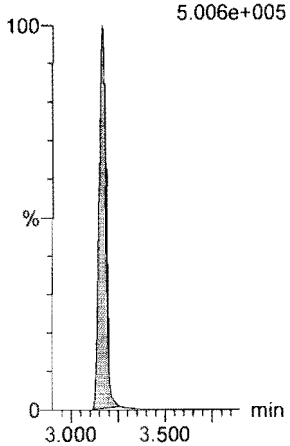

13C3-PFBS
F8:MRM of 1 channel,ES-
302. > 98.8
7.870e+004

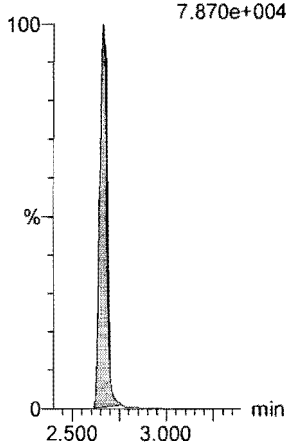

Dataset: F:\Projects\PFAS.PRO\Results\180822M2\180822M2-44.qld

Last Altered: Thursday, August 23, 2018 08:51:18 Pacific Daylight Time
Printed: Thursday, August 23, 2018 08:51:22 Pacific Daylight Time

Name: 180822M2_44, Date: 23-Aug-2018, Time: 01:17:41, ID: ST180822M2-11 PFC CS3 18H2107, Description: PFC CS3 18H2107

6:2 FTS

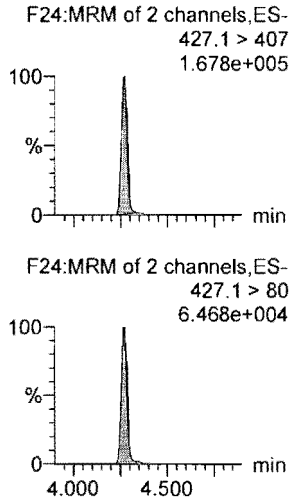

PFHpA

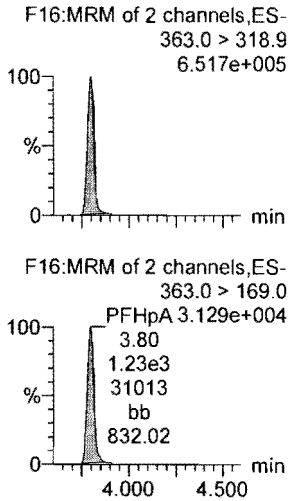

L-PFHxS

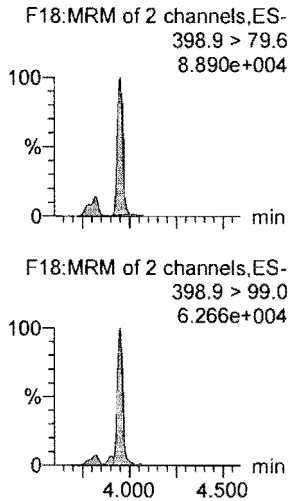

L-PFOA

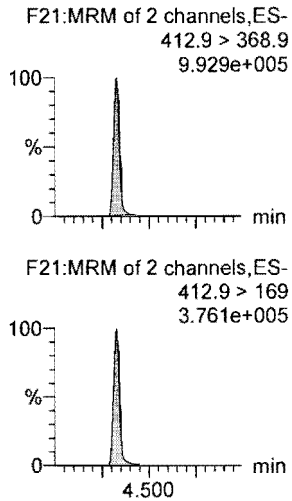

PFHpS

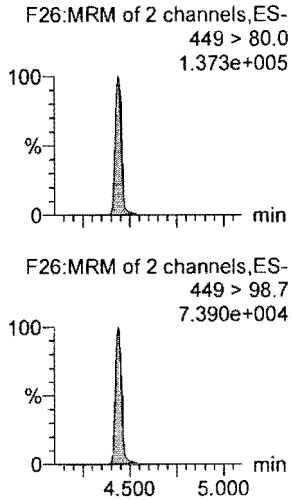

PFNA

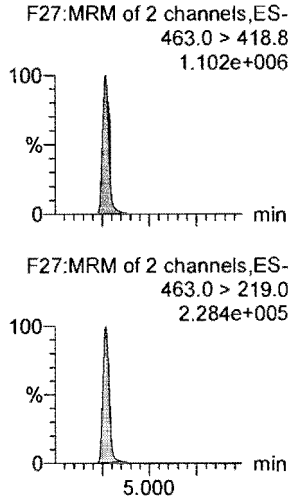

13C2-6:2 FTS

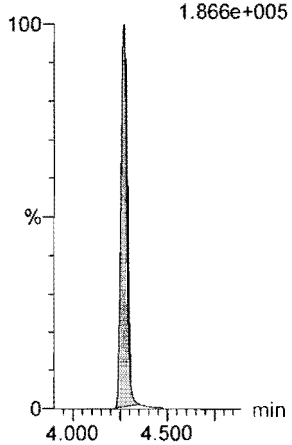

13C4-PFHpA

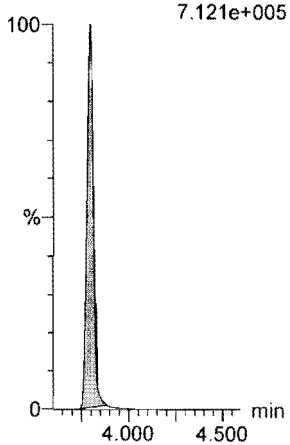

18O2-PFHxS

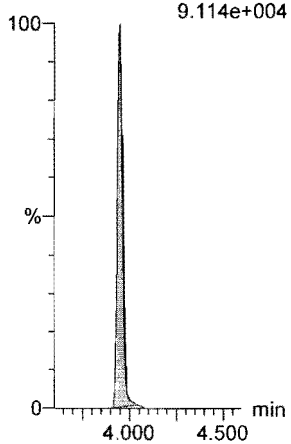

13C2-PFOA

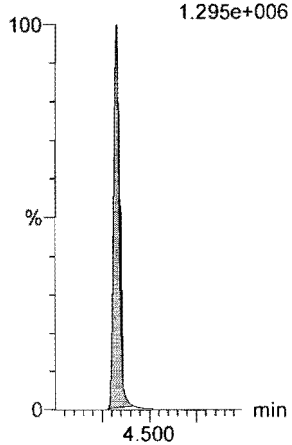

13C8-PFOS

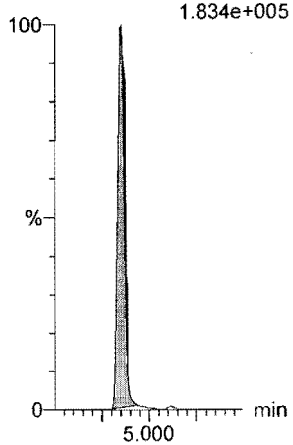

13C5-PFNA

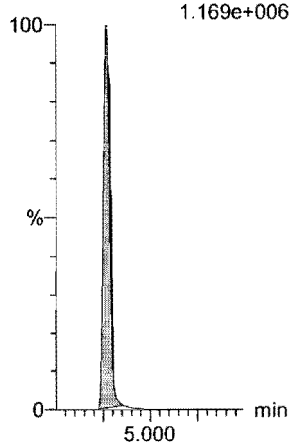

Dataset: F:\Projects\PFAS.PRO\Results\180822M2\180822M2-44.qld

Last Altered: Thursday, August 23, 2018 08:51:18 Pacific Daylight Time
Printed: Thursday, August 23, 2018 08:51:22 Pacific Daylight Time

Name: 180822M2_44, Date: 23-Aug-2018, Time: 01:17:41, ID: ST180822M2-11 PFC CS3 18H2107, Description: PFC CS3 18H2107

PFOSA
F30:MRM of 2 channels,ES-
498 > 77.9
2.296e+005

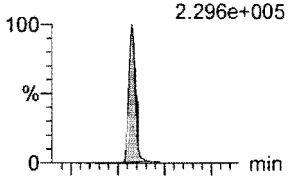

F30:MRM of 2 channels,ES-
498 > 169
7.297e+003

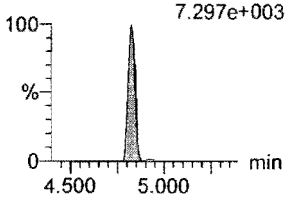

L-PFOS
F32:MRM of 2 channels,ES-
498.9 > 79.9
9.832e+004

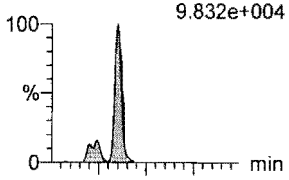

F32:MRM of 2 channels,ES-
498.9 > 99
5.777e+004

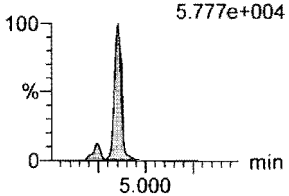

PFDA
F37:MRM of 2 channels,ES-
513 > 468.8
1.052e+006

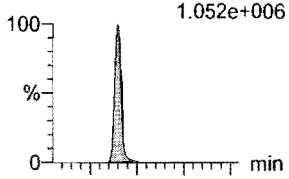

F37:MRM of 2 channels,ES-
513 > 219
1.777e+005

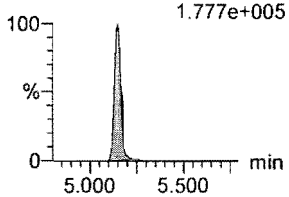

8:2 FTS
F42:MRM of 2 channels,ES-
527 > 506.9
1.480e+005

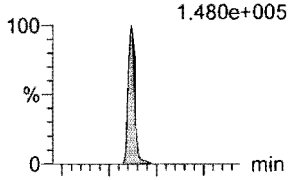

F42:MRM of 2 channels,ES-
527 > 80
6.655e+004

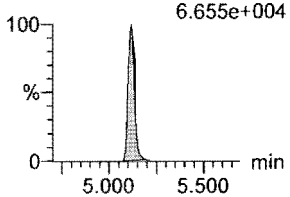

PFNS
F45:MRM of 2 channels,ES-
549.1 > 80.1
1.208e+005

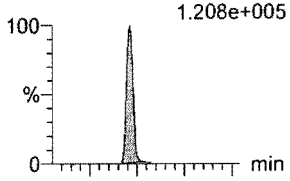

F45:MRM of 2 channels,ES-
549.1 > 99.1
7.674e+004

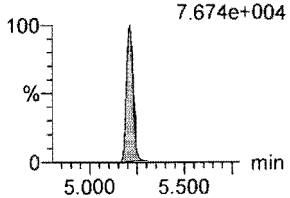

L-MeFOSAA
F48:MRM of 2 channels,ES-
570 > 419
2.510e+005

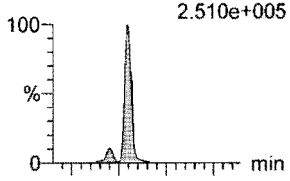

F48:MRM of 2 channels,ES-
570. > 512
8.657e+004

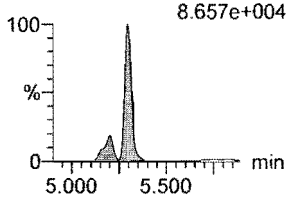

13C8-PFOSA
F34:MRM of 1 channel,ES-
506.1 > 77.7
2.758e+005

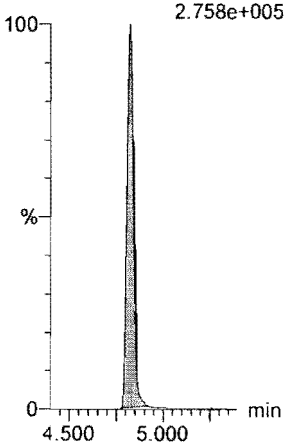

13C8-PFOS
F35:MRM of 1 channel,ES-
507.0 > 79.9
1.834e+005

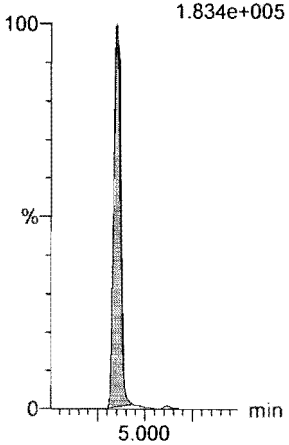

13C2-PFDA
F38:MRM of 1 channel,ES-
515.1 > 469.9
1.051e+006

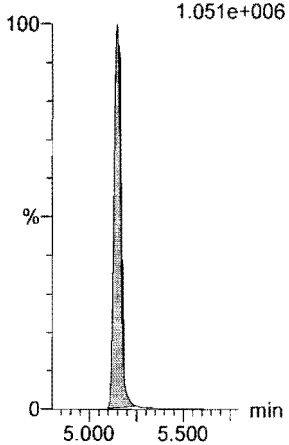

13C2-8:2 FTS
F43:MRM of 1 channel,ES-
529.1 > 508.7
1.405e+005

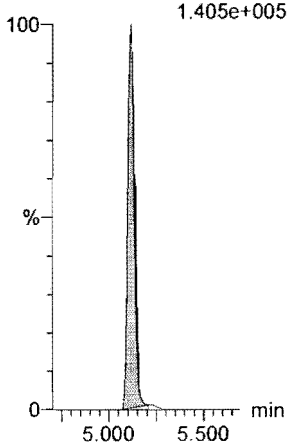

13C8-PFOS
F35:MRM of 1 channel,ES-
507.0 > 79.9
1.834e+005



d3-N-MeFOSAA
F50:MRM of 1 channel,ES-
573.3 > 419
2.943e+005

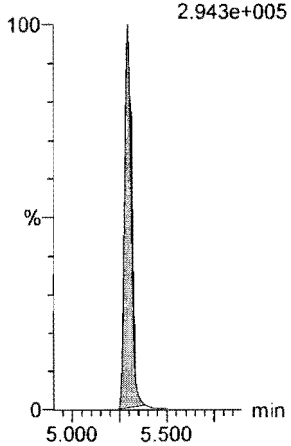

Dataset: F:\Projects\PFAS.PRO\Results\180822M2\180822M2-44.qld

Last Altered: Thursday, August 23, 2018 08:51:18 Pacific Daylight Time
Printed: Thursday, August 23, 2018 08:51:22 Pacific Daylight Time

Name: 180822M2_44, Date: 23-Aug-2018, Time: 01:17:41, ID: ST180822M2-11 PFC CS3 18H2107, Description: PFC CS3 18H2107

L-EtFOSAA

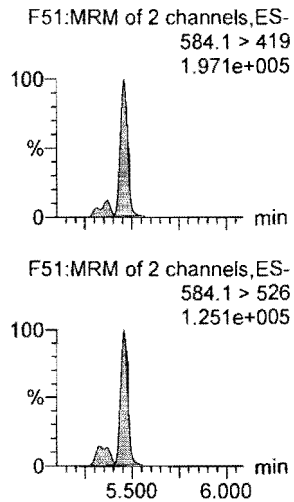

PFDoA

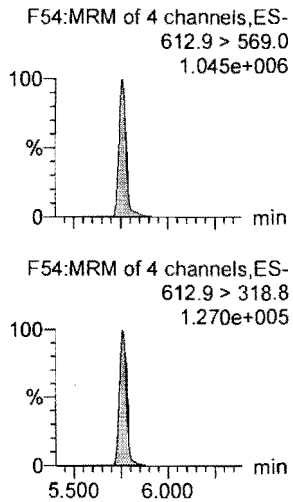

PFDS

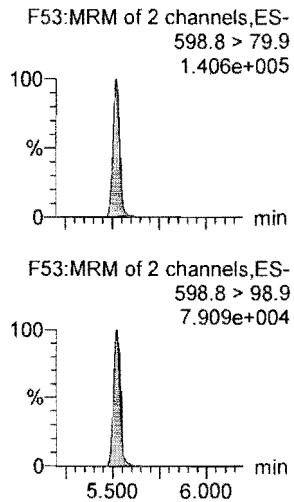

PFUdA

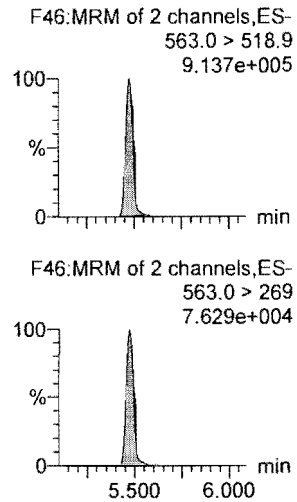

N-MeFOSA

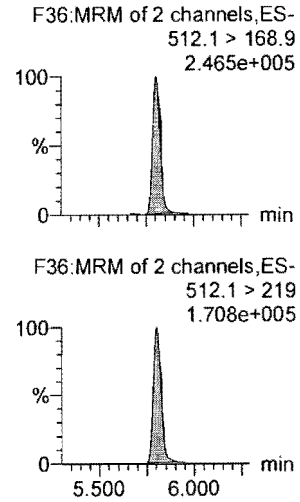

PFTrDA

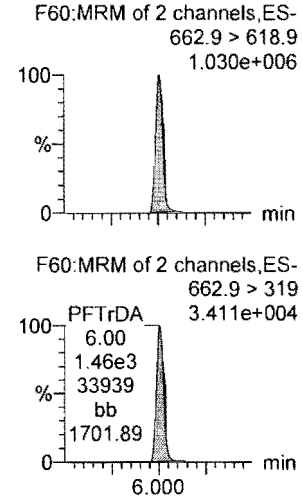

d5-N-EtFOSAA

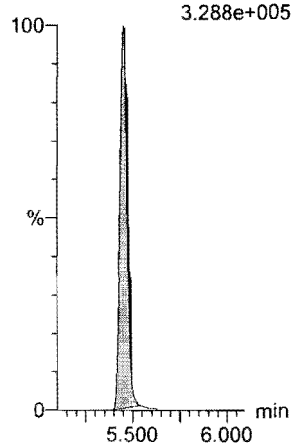

13C2-PFDoA

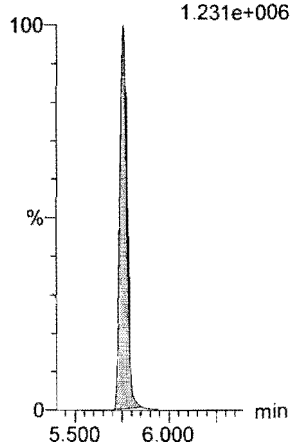

13C8-PFOS

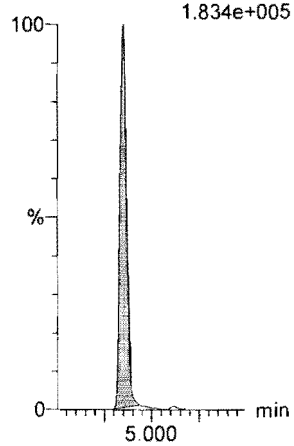

13C2-PFUdA

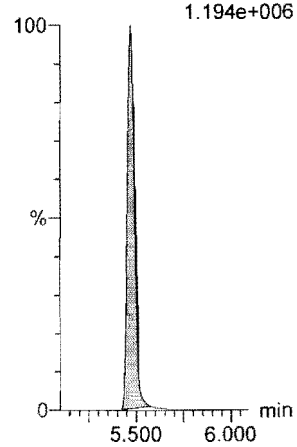

d3-N-MeFOSA

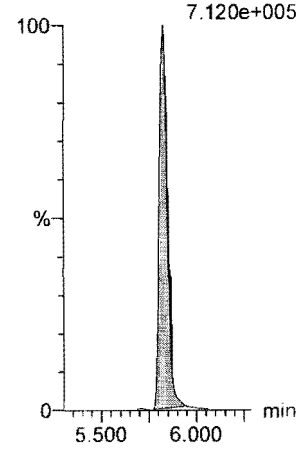

13C2-PFDoA

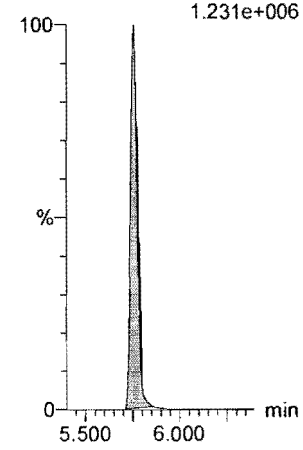

Dataset: F:\Projects\PFAS.PRO\Results\180822M2\180822M2-44.qld

Last Altered: Thursday, August 23, 2018 08:51:18 Pacific Daylight Time
Printed: Thursday, August 23, 2018 08:51:22 Pacific Daylight Time

Name: 180822M2_44, Date: 23-Aug-2018, Time: 01:17:41, ID: ST180822M2-11 PFC CS3 18H2107, Description: PFC CS3 18H2107

PFTeDA

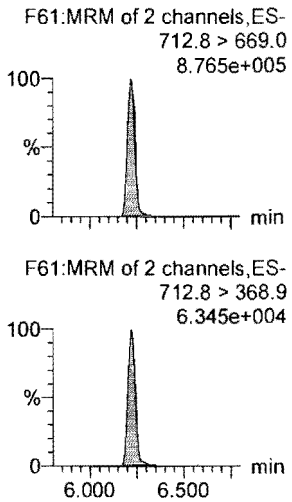

N-EtFOSA

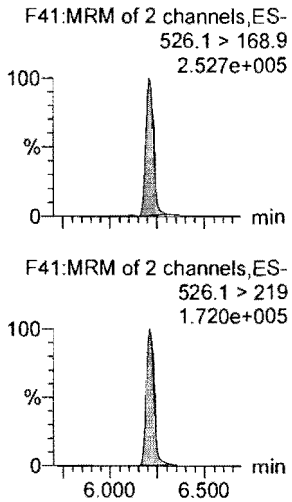

PFHxDA

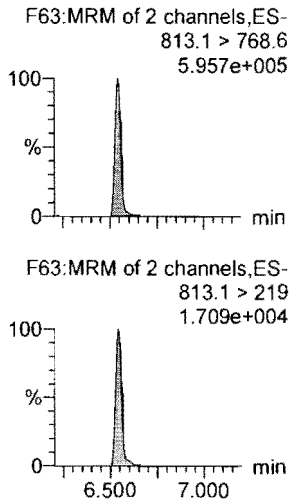

PFODA

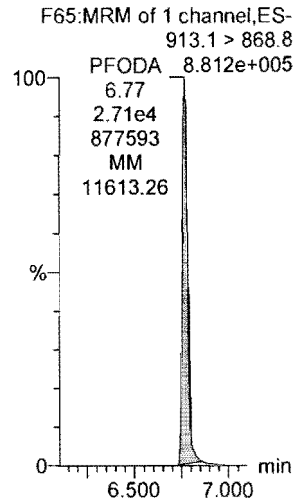

N-MeFOSE

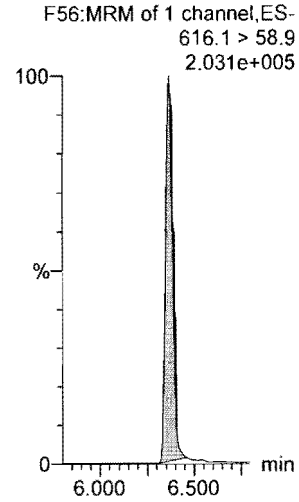

N-EtFOSE

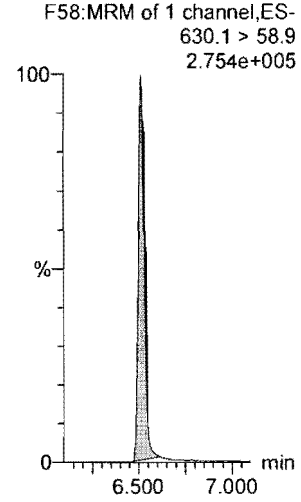

13C2-PFTeDA

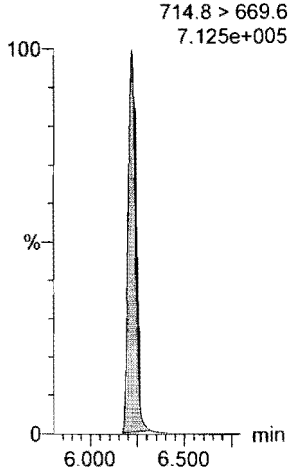

d5-N-ETFOSA

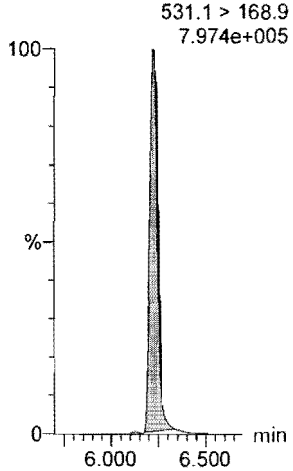

13C2-PFHxDA

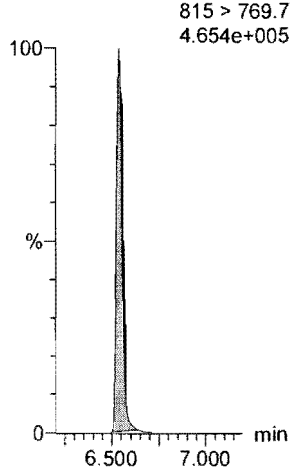

13C2-PFHxDA

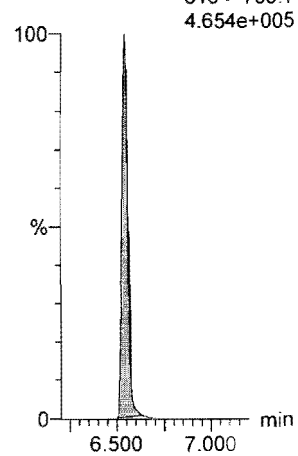

d7-N-MeFOSE

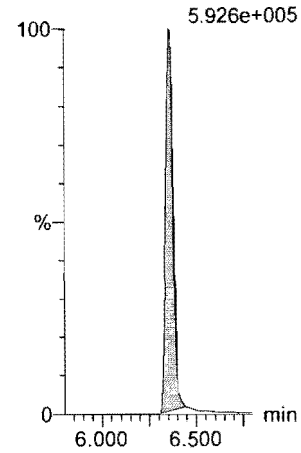

d9-N-EtFOSE

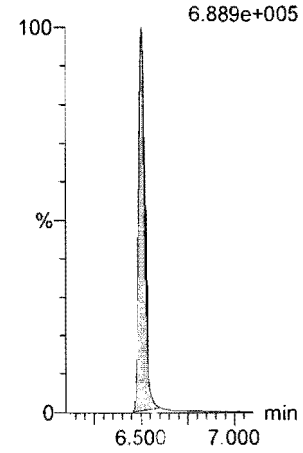

Dataset: F:\Projects\PFAS.PRO\Results\180822M2\180822M2-44.qld

Last Altered: Thursday, August 23, 2018 08:51:18 Pacific Daylight Time
Printed: Thursday, August 23, 2018 08:51:22 Pacific Daylight Time

Name: 180822M2_44, Date: 23-Aug-2018, Time: 01:17:41, ID: ST180822M2-11 PFC CS3 18H2107, Description: PFC CS3 18H2107

13C4-PFBA

F4:MRM of 1 channel,ES-
217. > 172
3.374e+005

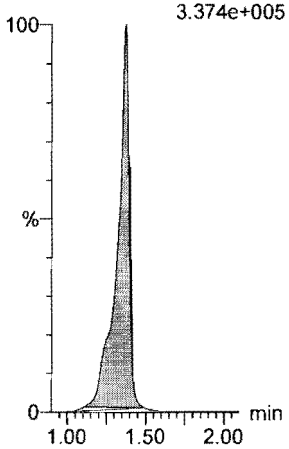

13C5-PFHxA

F11:MRM of 1 channel,ES-
318 > 272.9
1.351e+006

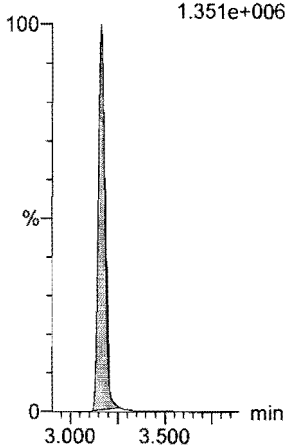

13C3-PFHxS

F19:MRM of 1 channel,ES-
401.8 > 79.9
1.874e+005

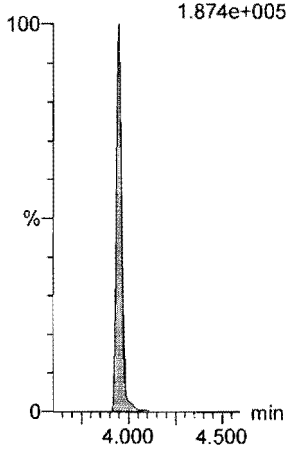

13C8-PFOA

F23:MRM of 1 channel,ES-
420.9 > 376
1.562e+006



13C9-PFNA

F29:MRM of 1 channel,ES-
472.2 > 426.9
1.294e+006

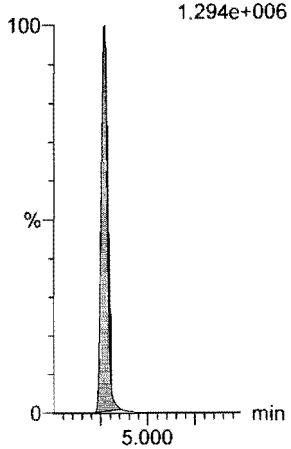

13C4-PFOS

F33:MRM of 1 channel,ES-
503 > 79.9
1.689e+005

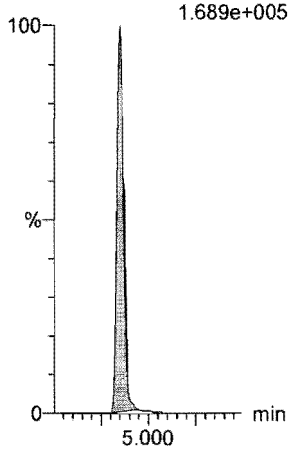

13C6-PFDA

F40:MRM of 1 channel,ES-
519.1 > 473.7
1.188e+006

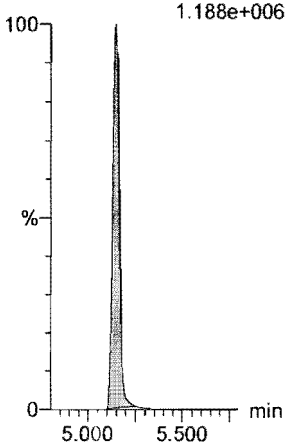

13C7-PFUdA

F49:MRM of 1 channel,ES-
570.1 > 524.8
1.237e+006

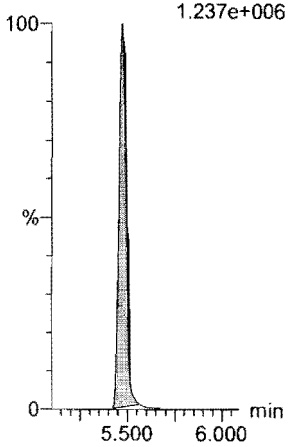

Vista Analytical Laboratory

Dataset: F:\Projects\PFAS.PRO\Results\180822M2\180822M2-58.qld

Last Altered: Thursday, August 23, 2018 09:01:04 Pacific Daylight Time
Printed: Thursday, August 23, 2018 09:01:16 Pacific Daylight Time

√AD 8/23/18

Name: 180822M2_58, Date: 23-Aug-2018, Time: 03:45:57, ID: ST180822M2-12 PFC CS3 18H2107, Description: PFC CS3 18H2107

	#	Name	Trace	Area	IS Area	wt/vol	RT	Response	Conc	%Rec	Recovery ...	Ion Ratio	Ratio Out?
1	1	PFBA	213.0 > 168.8	20662.990	23096.926	1.00	1.37	11.183	10.1	101.3	NO		
2	2	PFPeA	263.1 > 218.9	25056.721	32473.758	1.00	2.36	9.645	10.4	104.4	NO		
3	3	PFBS	299.0 > 79.7	5017.607	3435.891	1.00	2.66	18.254	10.4	103.9	NO	2.572	NO
4	4	4:2 FTS	327.2>307.2	5666.181	6931.417	1.00	3.06	10.218	10.2	101.8	NO	1.597	NO
5	5	PFHxA	313 > 269	38764.355	19952.363	1.00	3.16	9.714	10.4	104.0	NO	15.358	NO
6	6	PFPeS	349.1>80.1	4701.932	3435.891	1.00	3.37	17.106	9.9	99.5	NO	1.628	NO
7	36	13C3-PFBA	216.1 > 171.8	23096.926	30155.322	1.00	1.37	9.574	12.2	97.8	NO		
8	37	13C3-PFPeA	266. > 221.8	32473.758	54027.199	1.00	2.36	7.513	12.4	99.2	NO		
9	38	13C3-PFBS	302. > 98.8	3435.891	54027.199	1.00	2.66	0.795	12.4	99.2	NO		
10	39	13C2-4:2 FTS	329.2>308.9	6931.417	54027.199	1.00	3.06	1.604	11.4	91.2	NO		
11	40	13C2-PFHxA	315 > 270	19952.363	54027.199	1.00	3.16	4.616	4.8	96.5	NO		
12	38	13C3-PFBS	302. > 98.8	3435.891	54027.199	1.00	2.66	0.795	12.4	99.2	NO		
13	-1												
14	10	6:2 FTS	427.1 > 407	6203.159	6938.516	1.00	4.26	11.175	10.0	99.8	NO	2.734	NO
15	7	PFHpA	363.0 > 318.9	26043.521	28217.607	1.00	3.79	11.537	10.5	105.0	NO	20.777	NO
16	8	L-PFHxS	398.9 > 79.6	3977.530	3011.480	1.00	3.94	16.510	9.9	99.4	NO	1.763	NO
17	11	L-PFOA	412.9 > 368.9	35348.680	43350.191	1.00	4.32	10.193	10.5	105.2	NO	2.593	NO
18	13	PFHpS	449 > 80.0	4750.469	7356.566	1.00	4.43	8.072	9.5	94.9	NO	1.804	NO
19	14	PFNA	463.0 > 418.8	42028.477	46920.281	1.00	4.76	11.197	9.9	98.8	NO	4.841	NO
20	43	13C2-6:2 FTS	429.1 > 408.9	6938.516	57738.090	1.00	4.26	1.502	11.0	88.0	NO		
21	41	13C4-PFHpA	367.2 > 321.8	28217.607	54027.199	1.00	3.79	6.529	12.1	96.7	NO		
22	42	18O2-PFHxS	403.0 > 102.6	3011.480	6062.961	1.00	3.94	6.209	13.1	104.5	NO		
23	44	13C2-PFOA	414.9 > 369.7	43350.191	57738.090	1.00	4.32	9.385	11.9	95.0	NO		
24	47	13C8-PFOS	507.0 > 79.9	7356.566	7091.630	1.00	4.84	12.967	12.1	97.0	NO		
25	45	13C5-PFNA	468.2 > 422.9	46920.281	46483.965	1.00	4.76	12.617	13.0	104.0	NO		
26	-1												
27	15	PFOSA	498 > 77.9	9489.360	11434.638	1.00	4.81	10.373	10.1	101.4	NO	31.938	NO
28	16	L-PFOS	498.9 > 79.9	5207.049	7356.566	1.00	4.85	8.848	9.6	96.5	NO	1.728	NO
29	18	PFDA	513 > 468.8	43675.043	44094.336	1.00	5.14	12.381	10.0	100.1	NO	5.984	NO
30	19	8:2 FTS	527 > 506.9	5596.915	5323.610	1.00	5.11	13.142	10.2	102.1	NO	2.209	NO
31	20	PFNS	549.1 > 80.1	4943.735	7356.566	1.00	5.20	8.400	10.0	99.8	NO	1.669	NO
32	21	L-MeFOSAA	570 > 419	12644.016	13507.495	1.00	5.29	11.701	9.5	94.8	NO	2.673	NO
33	46	13C8-PFOSA	506.1 > 77.7	11434.638	54789.328	1.00	4.81	2.609	14.0	111.6	NO		
34	47	13C8-PFOS	507.0 > 79.9	7356.566	7091.630	1.00	4.84	12.967	12.1	97.0	NO		

AM 8/23/18

Dataset: F:\Projects\PFAS.PRO\Results\180822M2\180822M2-58.qld

Last Altered: Thursday, August 23, 2018 09:01:04 Pacific Daylight Time
Printed: Thursday, August 23, 2018 09:01:16 Pacific Daylight Time

Name: 180822M2_58, Date: 23-Aug-2018, Time: 03:45:57, ID: ST180822M2-12 PFC CS3 18H2107, Description: PFC CS3 18H2107

	#	Name	Trace	Area	IS Area	wt/vol	RT	Response	Conc	%Rec	Recovery ...	Ion Ratio	Ratio Out?
35	48	13C2-PFDA	515.1 > 469.9	44094.336	47398.000	1.00	5.14	11.629	12.5	100.0	NO		
36	49	13C2-8:2 FTS	529.1 > 508.7	5323.610	57738.090	1.00	5.11	1.153	10.1	80.5	NO		
37	47	13C8-PFOS	507.0 > 79.9	7356.566	7091.630	1.00	4.84	12.967	12.1	97.0	NO		
38	50	d3-N-MeFOSAA	573.3 > 419	13507.495	54789.328	1.00	5.28	3.082	12.8	102.4	NO		
39	-1												
40	23	L-EtFOSAA	584.1 > 419	11019.133	14267.853	1.00	5.45	9.654	10.4	104.3	NO	1.503	NO
41	27	PFDoA	612.9 > 569.0	42235.582	48211.770	1.00	5.75	10.951	9.4	94.4	NO	7.685	NO
42	26	PFDS	598.8 > 79.9	5413.238	7356.566	1.00	5.51	9.198	10.0	100.1	NO	1.619	NO
43	25	PFUdA	563.0 > 518.9	38754.625	52584.992	1.00	5.47	9.212	9.7	97.3	NO	10.974	NO
44	28	N-MeFOSA	512.1 > 168.9	11851.171	33889.824	1.00	5.80	52.455	54.6	109.3	NO	1.391	NO
45	29	PFTrDA	662.9 > 618.9	46672.594	48211.770	1.00	6.00	12.101	11.0	110.3	NO	29.146	NO
46	52	d5-N-EtFOSAA	589.3 > 419	14267.853	54789.328	1.00	5.44	3.255	11.9	95.3	NO		
47	53	13C2-PFDoA	615.0 > 569.7	48211.770	47398.000	1.00	5.75	12.715	11.6	93.1	NO		
48	47	13C8-PFOS	507.0 > 79.9	7356.566	7091.630	1.00	4.84	12.967	12.1	97.0	NO		
49	51	13C2-PFUdA	565 > 519.8	52584.992	54789.328	1.00	5.47	11.997	12.4	99.2	NO		
50	54	d3-N-MeFOSA	515.2 > 168.9	33889.824	54789.328	1.00	5.82	7.732	144.6	96.4	NO		
51	53	13C2-PFDoA	615.0 > 569.7	48211.770	47398.000	1.00	5.75	12.715	11.6	93.1	NO		
52	-1												
53	30	PFTeDA	712.8 > 669.0	36949.777	29842.906	1.00	6.21	15.477	10.8	108.2	NO	11.767	NO
54	31	N-EtFOSA	526.1 > 168.9	12107.523	38521.113	1.00	6.21	47.146	52.7	105.4	NO	1.502	NO
55	32	PFHxDA	813.1 > 768.6	19336.883	15584.376	1.00	6.54	6.204	9.8	98.4	NO	27.650	NO
56	33	PFODA	913.1 > 868.8	26510.268	15584.376	1.00	6.76	8.505	10.8	107.7	NO		
57	34	N-MeFOSE	616.1 > 58.9	8673.148	26649.762	1.00	6.37	48.817	50.7	101.5	NO		
58	35	N-EtFOSE	630.1 > 58.9	10348.166	25916.086	1.00	6.51	59.894	52.7	105.5	NO		
59	55	13C2-PFTeDA	714.8 > 669.6	29842.906	54789.328	1.00	6.21	6.809	10.7	85.7	NO		
60	56	d5-N-ETFOSA	531.1 > 168.9	38521.113	54789.328	1.00	6.22	8.788	138.9	92.6	NO		
61	57	13C2-PFHxDA	815 > 769.7	15584.376	54789.328	1.00	6.54	3.556	4.4	88.9	NO		
62	57	13C2-PFHxDA	815 > 769.7	15584.376	54789.328	1.00	6.54	3.556	4.4	88.9	NO		
63	58	d7-N-MeFOSE	623.1 > 58.9	26649.762	54789.328	1.00	6.36	6.080	142.0	94.7	NO		
64	59	d9-N-EtFOSE	639.2 > 58.8	25916.086	54789.328	1.00	6.50	5.913	137.6	91.7	NO		
65	-1												
66	60	13C4-PFBA	217. > 172	30155.322	30155.322	1.00	1.37	12.500	12.5	100.0	NO		
67	61	13C5-PFHxA	318 > 272.9	54027.199	54027.199	1.00	3.16	12.500	12.5	100.0	NO		
68	62	13C3-PFHxS	401.8 > 79.9	6062.961	6062.961	1.00	3.94	12.500	12.5	100.0	NO		

Dataset: F:\Projects\PFAS.PRO\Results\180822M2\180822M2-58.qld

Last Altered: Thursday, August 23, 2018 09:01:04 Pacific Daylight Time
Printed: Thursday, August 23, 2018 09:01:16 Pacific Daylight Time

Name: 180822M2_58, Date: 23-Aug-2018, Time: 03:45:57, ID: ST180822M2-12 PFC CS3 18H2107, Description: PFC CS3 18H2107

	#	Name	Trace	Area	IS Area	wt/vol	RT	Response	Conc.	%Rec	Recovery...	Ion Ratio	Ratio Out?
69	63	13C8-PFOA	420.9 > 376	57738.090	57738.090	1.00	4.32	12.500	12.5	100.0	NO		
70	64	13C9-PFNA	472.2 > 426.9	46483.965	46483.965	1.00	4.76	12.500	12.5	100.0	NO		
71	65	13C4-PFOS	503 > 79.9	7091.630	7091.630	1.00	4.85	12.500	12.5	100.0	NO		
72	66	13C6-PFDA	519.1 > 473.7	47398.000	47398.000	1.00	5.14	12.500	12.5	100.0	NO		
73	67	13C7-PFUdA	570.1 > 524.8	54789.328	54789.328	1.00	5.47	12.500	12.5	100.0	NO		

Vista Analytical Laboratory

Dataset: Untitled

Last Altered: Thursday, August 23, 2018 12:12:55 Pacific Daylight Time
Printed: Thursday, August 23, 2018 12:13:28 Pacific Daylight Time

Method: F:\Projects\PFAS.PRO\MethDB\PFAS_FULL_80C_082218.mdb 23 Aug 2018 08:47:14
Calibration: F:\Projects\PFAS.PRO\CurveDB\C18_VAL-PFAS_Q4_08-21-18.cdb 21 Aug 2018 15:24:02

Compound name: PFBA

	#	Name	ID	Acq.Date	Acq.Time
1	1	180822M2_1	IPA	22-Aug-18	17:42:22
2	2	180822M2_2	ST180822M2-1 PFC CS-2 18H2102	22-Aug-18	17:52:57
3	3	180822M2_3	ST180822M2-2 PFC CS-1 18H2103	22-Aug-18	18:03:36
4	4	180822M2_4	ST180822M2-3 PFC CS0 18H2104 A	22-Aug-18	18:14:08
5	5	180822M2_5	ST180822M2-4 PFC CS1 18H2105	22-Aug-18	18:24:46
6	6	180822M2_6	ST180822M2-5 PFC CS2 18H2106	22-Aug-18	18:35:25
7	7	180822M2_7	ST180822M2-6 PFC CS3 18H2107	22-Aug-18	18:45:58
8	8	180822M2_8	ST180822M2-7 PFC CS4 18H2108	22-Aug-18	18:56:36
9	9	180822M2_9	ST180822M2-8 PFC CS5 18H2109	22-Aug-18	19:07:07
10	10	180822M2_10	ST180822M2-9 PFC CS6 18H2110	22-Aug-18	19:17:38
11	11	180822M2_11	ST180822M2-10 PFC CS7 18H2111	22-Aug-18	19:28:08
12	12	180822M2_12	IPA	22-Aug-18	19:38:47
13	13	180822M2_13	ICV180822M2-1 PFC 537 ICV 18H2112	22-Aug-18	19:49:20
14	14	180822M2_14	1802092-01 REEPDW1212FRB 0.11995	22-Aug-18	19:59:58
15	15	180822M2_15	1802092-02 REEPDW1213FRB 0.1184	22-Aug-18	20:10:31
16	16	180822M2_16	1802092-03 REEPDW1214FRB 0.11426	22-Aug-18	20:21:01
17	17	180822M2_17	1802092-04 REEPDW1215FRB 0.11712	22-Aug-18	20:31:39
18	18	180822M2_18	1802092-05 REEPDW1216FRB 0.1201	22-Aug-18	20:42:12
19	19	180822M2_19	1802096-03 REEPDW1219FRB 0.11784	22-Aug-18	20:52:50
20	20	180822M2_20	1802115-01 REEPDW1220FRB 0.1158	22-Aug-18	21:03:29
21	21	180822M2_21	1802115-02 REEPDW1221FRB 0.11562	22-Aug-18	21:14:02
22	22	180822M2_22	1802115-05 REEPDW1222FRB 0.11639	22-Aug-18	21:24:32
23	23	180822M2_23	1802115-07 REEPDW1229FRB 0.11554	22-Aug-18	21:35:11
24	24	180822M2_24	1802115-08 REEPDW1230FRB 0.11545	22-Aug-18	21:45:43
25	25	180822M2_25	B8H0016-BS1 OPR 0.125	22-Aug-18	21:56:22
26	26	180822M2_26	B8H0016-BLK1 Method Blank 0.125	22-Aug-18	22:07:00
27	27	180822M2_27	1802144-01 YEAGR-ML-FL014-MW004...	22-Aug-18	22:17:34
28	28	180822M2_28	IPA	22-Aug-18	22:28:12
29	29	180822M2_29	1802144-02 YEAGR-DUP1-072718 0.1...	22-Aug-18	22:38:44
30	30	180822M2_30	1801724-02 MW-31 0.24486	22-Aug-18	22:49:22
31	31	180822M2_31	1801724-03 BD-01 0.24208	22-Aug-18	22:59:56
32	32	180822M2_32	1801724-04 Field Blank0710 0.25654	22-Aug-18	23:10:34

(A) curve not used.

Dataset: Untitled

Last Altered: Thursday, August 23, 2018 12:12:55 Pacific Daylight Time
Printed: Thursday, August 23, 2018 12:13:28 Pacific Daylight Time

Compound name: PFBA

	#	Name	ID	Acq.Date	Acq.Time
33	33	180822M2_33	1802091-02 REEPDW1213 0.12052	22-Aug-18	23:21:07
34	34	180822M2_34	1802091-03 REEPDW1214 0.11773	22-Aug-18	23:31:46
35	35	180822M2_35	B8H0017-BS1 OPR 0.25	22-Aug-18	23:42:24
36	36	180822M2_36	B8H0017-BLK1 Method Blank 0.25	22-Aug-18	23:52:58
37	37	180822M2_37	B8H0017-DUP1 Duplicate 0.25176	23-Aug-18	00:03:36
38	38	180822M2_38	1801808-11 Equipment Rinsate 0.26515	23-Aug-18	00:14:15
39	39	180822M2_39	1802113-01 DPH-MW-1 0.11902	23-Aug-18	00:24:48
40	40	180822M2_40	1802113-02 Waterra Tubing with Foot Va...	23-Aug-18	00:35:18
41	41	180822M2_41	1802113-03 DPH-MW21 0.11003	23-Aug-18	00:45:56
42	42	180822M2_42	1802113-04 DPH-MW3 0.11638	23-Aug-18	00:56:30
43	43	180822M2_43	IPA	23-Aug-18	01:07:08
44	44	180822M2_44	ST180822M2-11 PFC CS3 18H2107	23-Aug-18	01:17:41
45	45	180822M2_45	1802113-05 DPH-MW20D 0.11947	23-Aug-18	01:28:20
46	46	180822M2_46	1802113-06 DPH-MW15D 0.11881	23-Aug-18	01:38:58
47	47	180822M2_47	1802113-07 DPH-MW14 0.11985	23-Aug-18	01:49:31
48	48	180822M2_48	1802113-08 DPH-MW22 0.11641	23-Aug-18	02:00:10
49	49	180822M2_49	1802113-09 DPH-MW6 0.11598	23-Aug-18	02:10:43
50	50	180822M2_50	1802113-10 DPH-MW5 0.11665	23-Aug-18	02:21:21
51	51	180822M2_51	1802113-11 DPH-MW12D 0.11545	23-Aug-18	02:31:53
52	52	180822M2_52	1802113-12 DPH-MW7-17 0.11634	23-Aug-18	02:42:32
53	53	180822M2_53	B8H0100-BS1 OPR 2	23-Aug-18	02:53:04
54	54	180822M2_54	B8H0100-BLK1 Method Blank 2	23-Aug-18	03:03:43
55	55	180822M2_55	B8H0100-DUP1 Duplicate 2.03	23-Aug-18	03:14:16
56	56	180822M2_56	1801808-01 Composite Lafayette eel no....	23-Aug-18	03:24:47
57	57	180822M2_57	IPA	23-Aug-18	03:35:25
58	58	180822M2_58	ST180822M2-12 PFC CS3 18H2107	23-Aug-18	03:45:57
59	59	180822M2_59	1801808-02 Composite Brackett eel no. ...	23-Aug-18	03:56:35
60	60	180822M2_60	1801808-03 Composite Lafayette shiner ...	23-Aug-18	04:07:08
61	61	180822M2_61	1801808-04 Composite Lang shiner no. ...	23-Aug-18	04:17:47
62	62	180822M2_62	1801808-05 Composite Sagamore shine...	23-Aug-18	04:28:20
63	63	180822M2_63	1801808-06 Composite Lang pickerel no...	23-Aug-18	04:38:58
64	64	180822M2_64	1801808-07 Composite Sagamore picker...	23-Aug-18	04:49:31
65	65	180822M2_65	1801808-08 Composite Brackett pickerel...	23-Aug-18	05:00:02
66	66	180822M2_66	1801808-09 Individual trout no. 1 2.05	23-Aug-18	05:10:40
67	67	180822M2_67	1801808-10 Composite trout no. 2,3,4 2....	23-Aug-18	05:21:12
68	68	180822M2_68	1802057-01 DPH-EX4 0.11476	23-Aug-18	05:31:50

Vista Analytical Laboratory

Dataset: Untitled

Last Altered: Thursday, August 23, 2018 12:12:55 Pacific Daylight Time
Printed: Thursday, August 23, 2018 12:13:28 Pacific Daylight Time

Compound name: PFBA

	#	Name	ID	Acq.Date	Acq.Time
69	69	180822M2_69	IPA	23-Aug-18	05:42:29
70	70	180822M2_70	ST180822M2-13 PFC CS3 18H2107	23-Aug-18	05:53:01
71	71	180822M2_71	1802057-02 DPH-105 0.11749	23-Aug-18	06:03:39
72	72	180822M2_72	1802057-03 DPH-MW9-17 0.11383	23-Aug-18	06:14:12
73	73	180822M2_73	1802057-04 DPH-MW10-17 0.11808	23-Aug-18	06:24:51
74	74	180822M2_74	1802057-05 DPH-MW8-17 0.11777	23-Aug-18	06:35:23
75	75	180822M2_75	1802057-06 DPH-MW5-17 0.11722	23-Aug-18	06:46:02
76	76	180822M2_76	1802057-07 DPH-MW4-17 0.1161	23-Aug-18	06:56:40
77	77	180822M2_77	1802057-08 DPH-MW3-17 0.11771	23-Aug-18	07:07:13
78	78	180822M2_78	1802057-09 DPH-MW2-17 0.11496	23-Aug-18	07:17:52
79	79	180822M2_79	1802057-10 DPH-B5 0.11268	23-Aug-18	07:28:25
80	80	180822M2_80	1802057-11 DPH-MW1-17 0.11599	23-Aug-18	07:39:03
81	81	180822M2_81	IPA	23-Aug-18	07:49:36
82	82	180822M2_82	ST180822M2-14 PFC CS3 18H2107	23-Aug-18	08:00:15
83	83	180822M2_83	1802057-12 DPH-B7 0.12102	23-Aug-18	08:10:48
84	84	180822M2_84	1802144-01@10X YEAGR-ML-FL014-...	23-Aug-18	08:21:26
85	85	180822M2_85	IPA	23-Aug-18	08:32:05
86	86	180822M2_86	1802144-02@10X YEAGR-DUP1-0727...	23-Aug-18	08:42:38
87	87	180822M2_87	B8H0112-BS1 OPR 0.125	23-Aug-18	08:53:16
88	88	180822M2_88	B8H0112-BLK1 Method Blank 0.125	23-Aug-18	09:03:48
89	89	180822M2_89	1802438-01 MW-3 0.11595	23-Aug-18	09:14:27
90	90	180822M2_90	1802438-02 MW-5 0.11984	23-Aug-18	09:24:59
91	91	180822M2_91	1802439-01 GZ-2 0.11526	23-Aug-18	09:35:37
92	92	180822M2_92	1802439-02 MW-11 0.12078	23-Aug-18	09:46:09
93	93	180822M2_93	B8H0116-BS1 OPR 0.25	23-Aug-18	09:56:48
94	94	180822M2_94	B8H0116-BLK1 Method Blank 0.25	23-Aug-18	10:07:21
95	95	180822M2_95	1801283-08RE1 B-10-GW 0.23277	23-Aug-18	10:17:59
96	96	180822M2_96	1802436-01 GWEF1808131410MK 0.2...	23-Aug-18	10:28:32
97	97	180822M2_97	1802436-02 GWIN1808131415MK 0.26...	23-Aug-18	10:39:10
98	98	180822M2_98	IPA	23-Aug-18	10:49:43
99	99	180822M2_99	ST180822M2-15 PFC CS3 18H2107	23-Aug-18	11:00:21
100	1...	180822M2_100	1802440-01 MER-45-AR2 0.1221	23-Aug-18	11:10:53
101	1...	180822M2_101	IPA	23-Aug-18	11:21:32
102	1...	180822M2_102	ST180822M2-16 PFC CS3 18H2107	23-Aug-18	11:32:04

Dataset: F:\Projects\PFAS.PRO\Results\180822M2\180822M2-58.qld

Last Altered: Thursday, August 23, 2018 09:01:04 Pacific Daylight Time
Printed: Thursday, August 23, 2018 09:01:16 Pacific Daylight Time

Method: F:\Projects\PFAS.PRO\MethDB\PFAS_FULL_80C_082218.mdb 23 Aug 2018 08:47:14
Calibration: F:\Projects\PFAS.PRO\CurveDB\C18_VAL-PFAS_Q4_08-21-18.cdb 21 Aug 2018 15:24:02

Name: 180822M2_58, Date: 23-Aug-2018, Time: 03:45:57, ID: ST180822M2-12 PFC CS3 18H2107, Description: PFC CS3 18H2107

PFBA
F2:MRM of 1 channel,ES-
213.0 > 168.8
2.389e+005

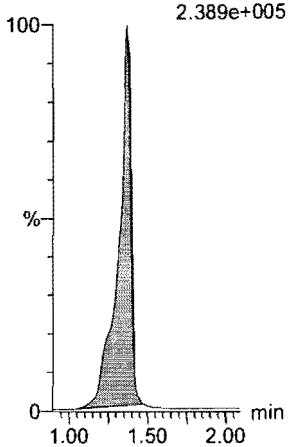

PFPeA
F5:MRM of 1 channel,ES-
263.1 > 218.9
6.098e+005

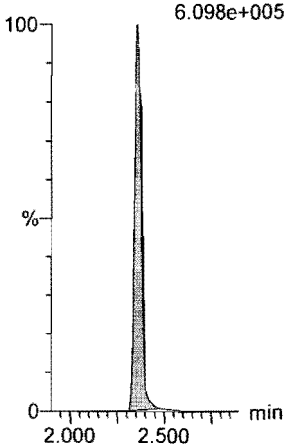

PFBS
F7:MRM of 2 channels,ES-
299.0 > 79.7
1.223e+005

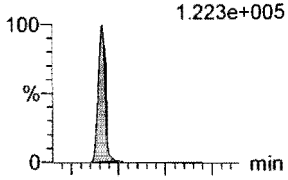

F7:MRM of 2 channels,ES-
299.0 > 99.0
4.868e+004

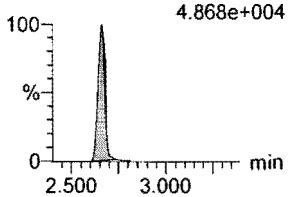

4:2 FTS
F12:MRM of 2 channels,ES-
327.2 > 307.2
1.444e+005

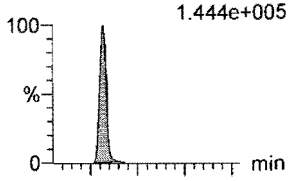

F12:MRM of 2 channels,ES-
327.2 > 81.1
8.951e+004

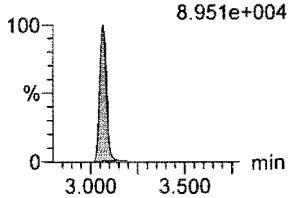

PFHxA
F9:MRM of 2 channels,ES-
313 > 269
9.943e+005

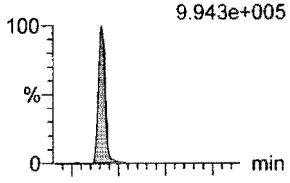

F9:MRM of 2 channels,ES-
313 > 118.9
6.444e+004

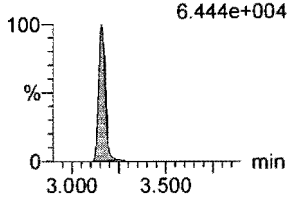

PFPeS
F15:MRM of 2 channels,ES-
349.1 > 80.1
1.146e+005

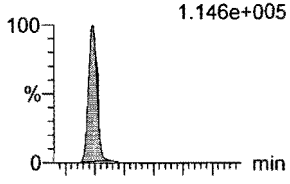

F15:MRM of 2 channels,ES-
349.1 > 99
6.770e+004

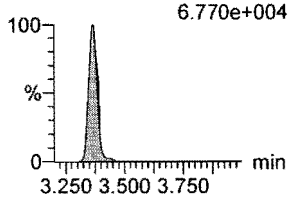

13C3-PFBA
F3:MRM of 1 channel,ES-
216.1 > 171.8
2.645e+005

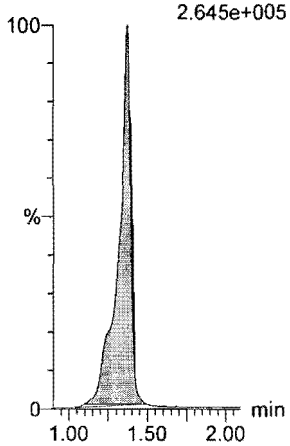

13C3-PFPeA
F6:MRM of 1 channel,ES-
266. > 221.8
7.828e+005

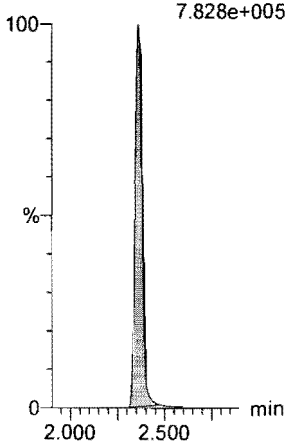

13C3-PFBS
F8:MRM of 1 channel,ES-
302. > 98.8
8.402e+004

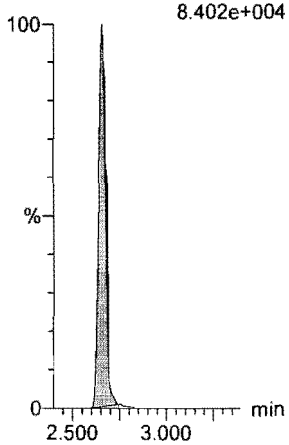

13C2-4:2 FTS
F13:MRM of 1 channel,ES-
329.2 > 308.9
1.741e+005

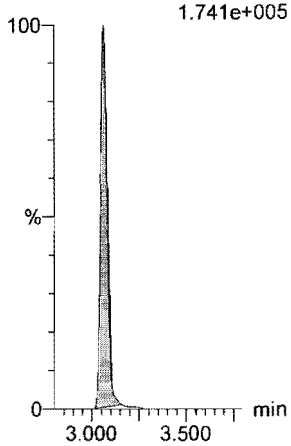

13C2-PFHxA
F10:MRM of 1 channel,ES-
315 > 270
5.129e+005

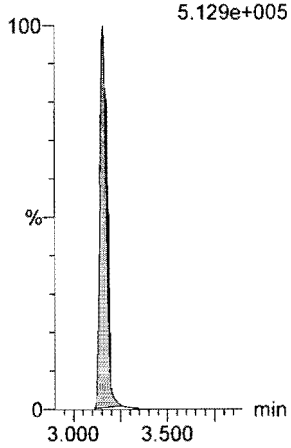

13C3-PFBS
F8:MRM of 1 channel,ES-
302. > 98.8
8.402e+004

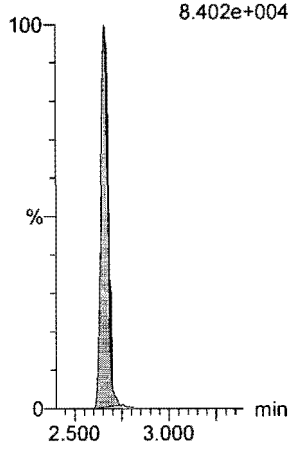

Dataset: F:\Projects\PFAS.PRO\Results\180822M2\180822M2-58.qld

Last Altered: Thursday, August 23, 2018 09:01:04 Pacific Daylight Time
Printed: Thursday, August 23, 2018 09:01:16 Pacific Daylight Time

Name: 180822M2_58, Date: 23-Aug-2018, Time: 03:45:57, ID: ST180822M2-12 PFC CS3 18H2107, Description: PFC CS3 18H2107

6:2 FTS

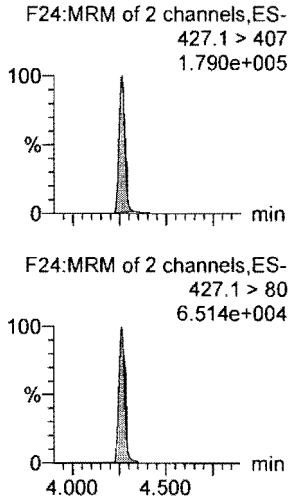

PFHpA

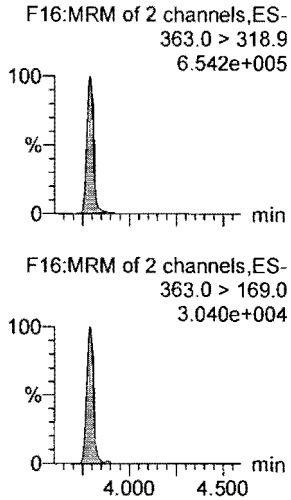

L-PFHxS

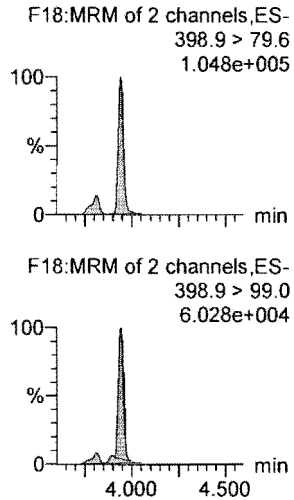

L-PFOA

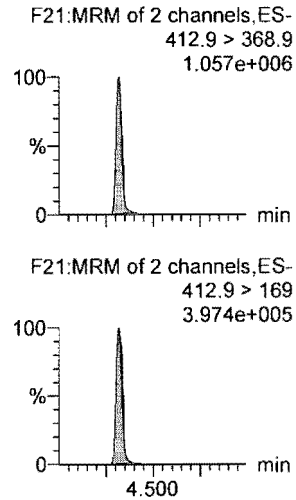

PFHpS

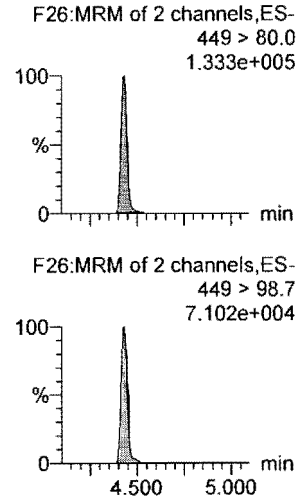

PFNA

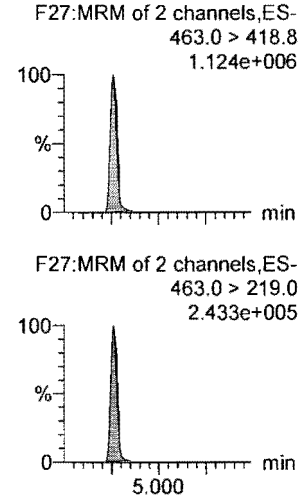

13C2-6:2 FTS

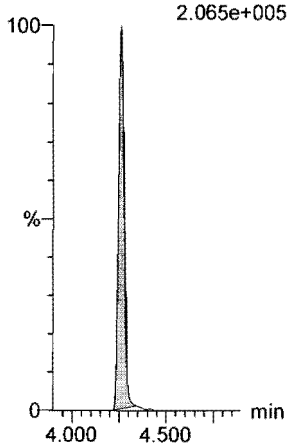

13C4-PFHpA

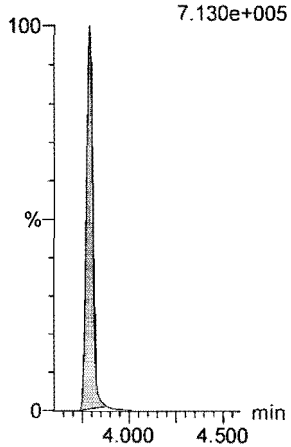

18O2-PFHxS

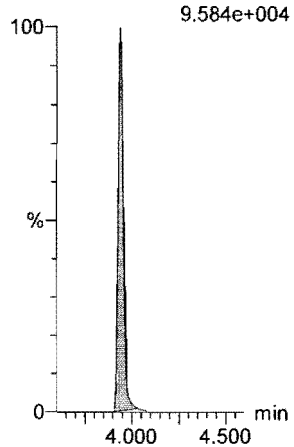

13C2-PFOA



13C8-PFOS

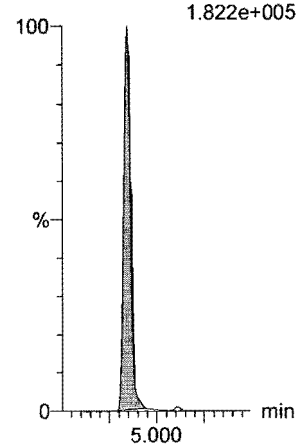

13C5-PFNA

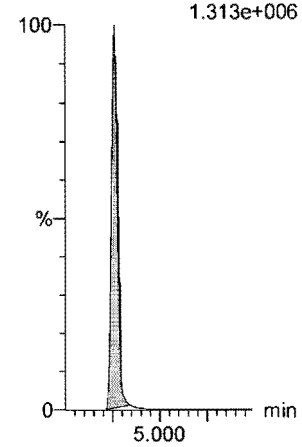

Dataset: F:\Projects\PFAS.PRO\Results\180822M2\180822M2-58.qld

Last Altered: Thursday, August 23, 2018 09:01:04 Pacific Daylight Time
Printed: Thursday, August 23, 2018 09:01:16 Pacific Daylight Time

Name: 180822M2_58, Date: 23-Aug-2018, Time: 03:45:57, ID: ST180822M2-12 PFC CS3 18H2107, Description: PFC CS3 18H2107

PFOSA

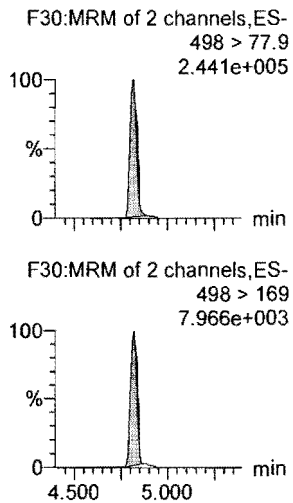

L-PFOS

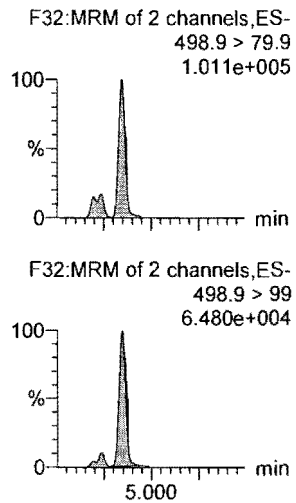

PFDA

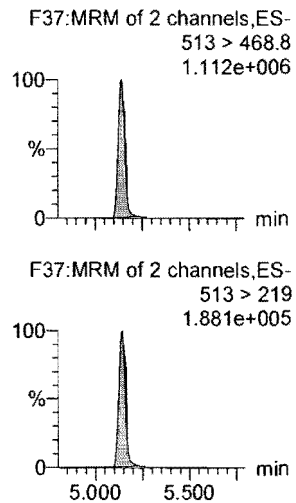

8:2 FTS

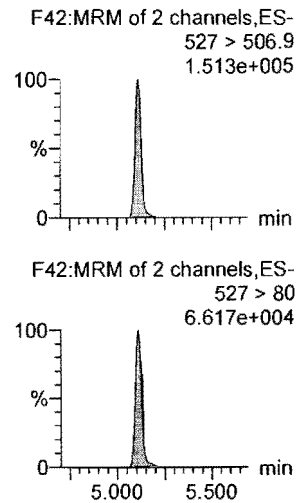

PFNS

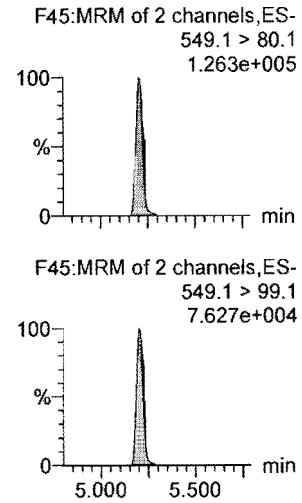

L-MeFOSAA

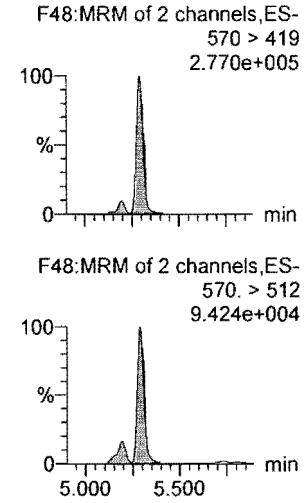

13C8-PFOSA

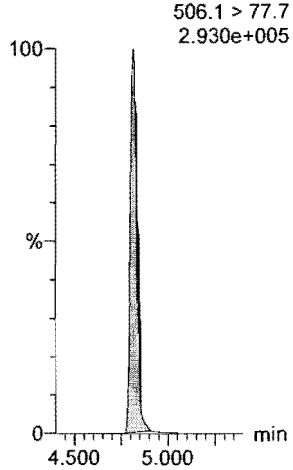

13C8-PFOS

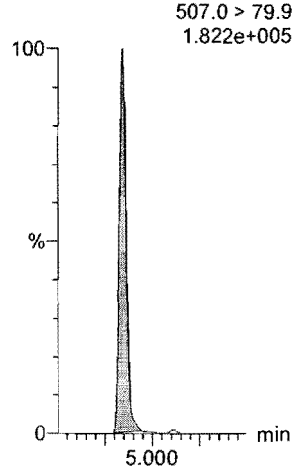

13C2-PFDA

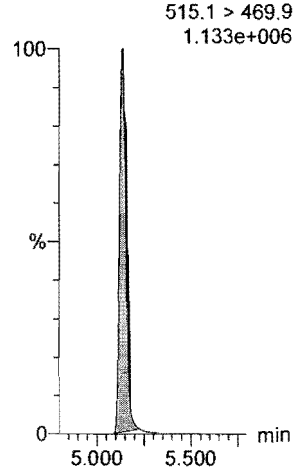

13C2-8:2 FTS

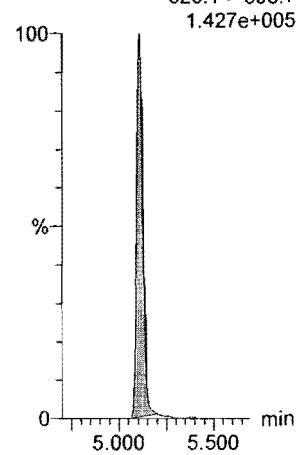

13C8-PFOS

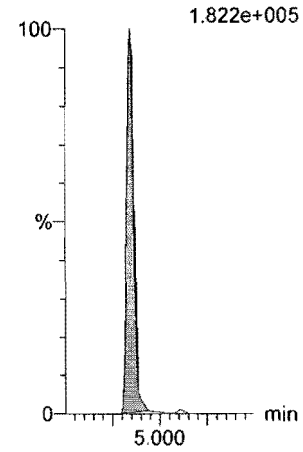

d3-N-MeFOSAA

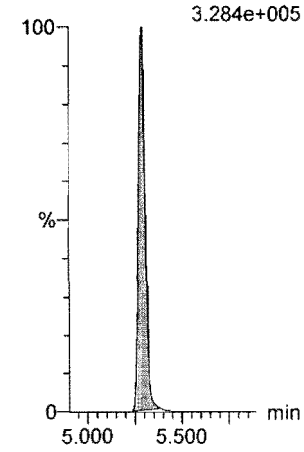

Dataset: F:\Projects\PFAS.PRO\Results\180822M2\180822M2-58.qld

Last Altered: Thursday, August 23, 2018 09:01:04 Pacific Daylight Time
Printed: Thursday, August 23, 2018 09:01:16 Pacific Daylight Time

Name: 180822M2_58, Date: 23-Aug-2018, Time: 03:45:57, ID: ST180822M2-12 PFC CS3 18H2107, Description: PFC CS3 18H2107

L-EtFOSAA
F51:MRM of 2 channels,ES-
584.1 > 419
2.136e+005

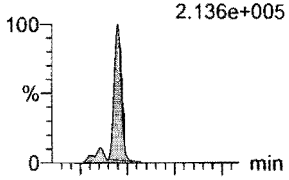

F51:MRM of 2 channels,ES-
584.1 > 526
1.240e+005

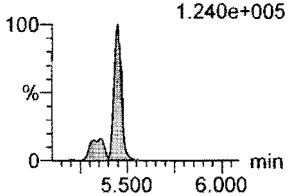

PFDoA
F54:MRM of 4 channels,ES-
612.9 > 569.0
1.094e+006

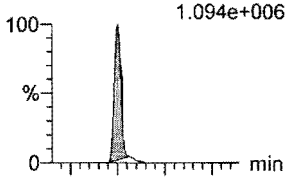

F54:MRM of 4 channels,ES-
612.9 > 318.8
1.352e+005

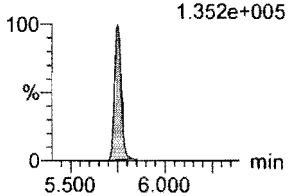

PFDS
F53:MRM of 2 channels,ES-
598.8 > 79.9
1.352e+005

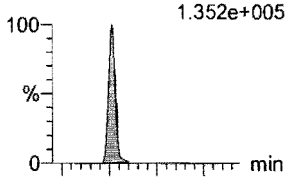

F53:MRM of 2 channels,ES-
598.8 > 98.9
8.391e+004

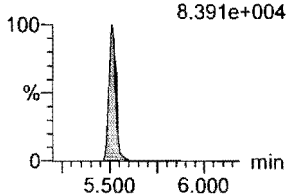

PFUdA
F46:MRM of 2 channels,ES-
563.0 > 518.9
8.898e+005

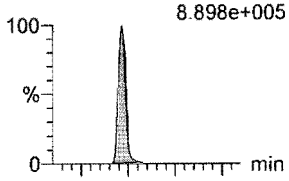

F46:MRM of 2 channels,ES-
563.0 > 269
8.006e+004

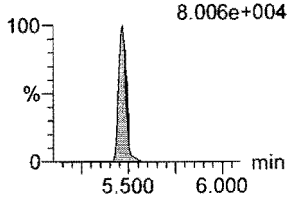

N-MeFOSA
F36:MRM of 2 channels,ES-
512.1 > 168.9
2.620e+005

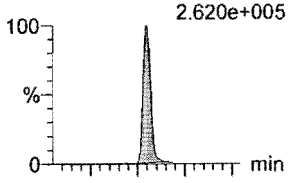

F36:MRM of 2 channels,ES-
512.1 > 219
1.840e+005

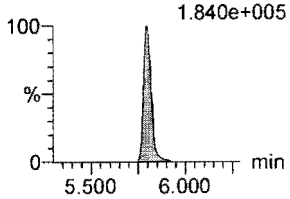

PFTrDA
F60:MRM of 2 channels,ES-
662.9 > 618.9
1.099e+006

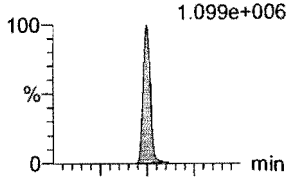

F60:MRM of 2 channels,ES-
662.9 > 319
3.699e+004

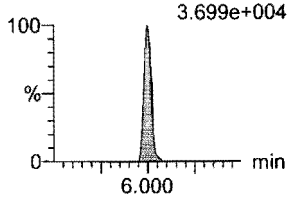

d5-N-EtFOSAA
F52:MRM of 1 channel,ES-
589.3 > 419
3.283e+005

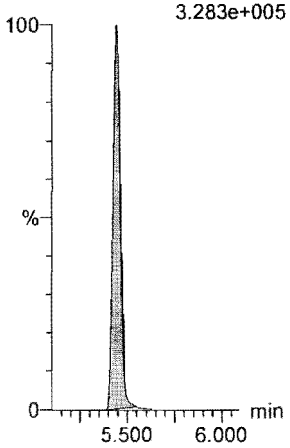

13C2-PFDoA
F55:MRM of 2 channels,ES-
615.0 > 569.7
1.174e+006

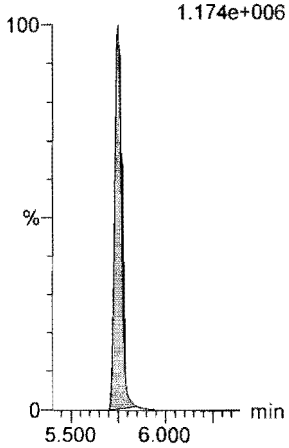

13C8-PFOS
F35:MRM of 1 channel,ES-
507.0 > 79.9
1.822e+005

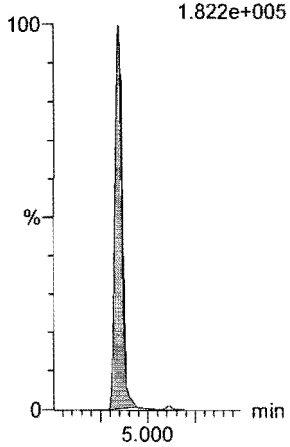

13C2-PFUdA
F47:MRM of 1 channel,ES-
565 > 519.8
1.210e+006

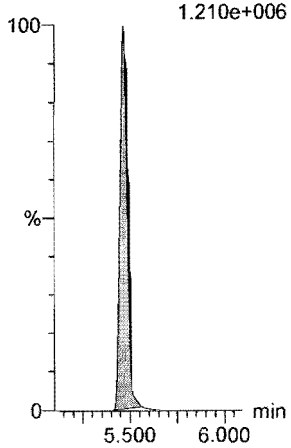

d3-N-MeFOSA
F39:MRM of 1 channel,ES-
515.2 > 168.9
7.113e+005

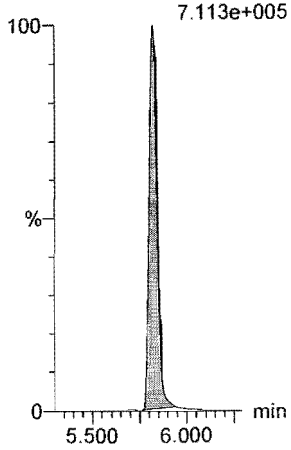

13C2-PFDoA
F55:MRM of 2 channels,ES-
615.0 > 569.7
1.174e+006

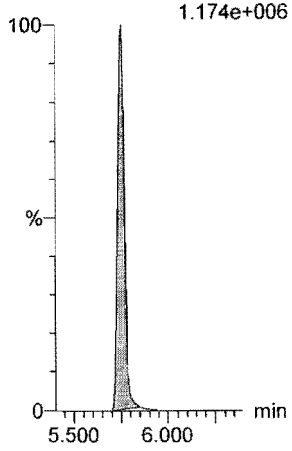

Dataset: F:\Projects\PFAS.PRO\Results\180822M2\180822M2-58.qld

Last Altered: Thursday, August 23, 2018 09:01:04 Pacific Daylight Time
Printed: Thursday, August 23, 2018 09:01:16 Pacific Daylight Time

Name: 180822M2_58, Date: 23-Aug-2018, Time: 03:45:57, ID: ST180822M2-12 PFC CS3 18H2107, Description: PFC CS3 18H2107

PFTeDA
F61:MRM of 2 channels,ES-
712.8 > 669.0
8.527e+005

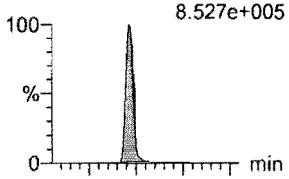

F61:MRM of 2 channels,ES-
712.8 > 368.9
7.154e+004

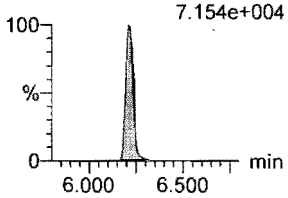

N-EtFOSA
F41:MRM of 2 channels,ES-
526.1 > 168.9
2.680e+005

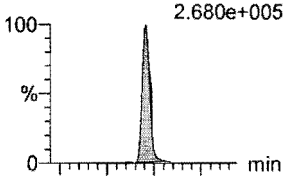

F41:MRM of 2 channels,ES-
526.1 > 219
1.792e+005

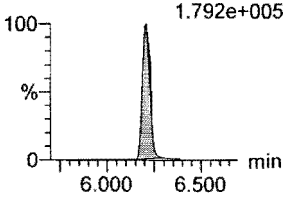

PFHxDA
F63:MRM of 2 channels,ES-
813.1 > 768.6
5.637e+005

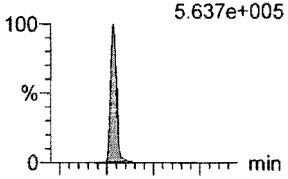

F63:MRM of 2 channels,ES-
813.1 > 219
2.011e+004

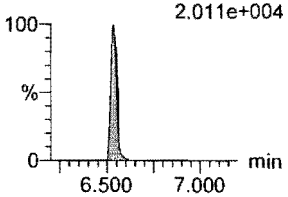

PFODA
F65:MRM of 1 channel,ES-
913.1 > 868.8
8.692e+005
PFODA
6.76
2.65e4
865583
MM
38771.92

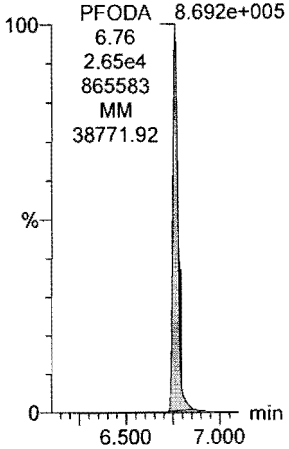

N-MeFOSE
F56:MRM of 1 channel,ES-
616.1 > 58.9
1.992e+005

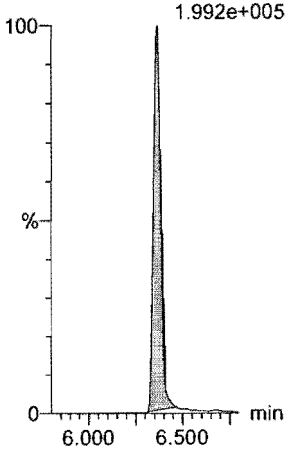

N-EtFOSE
F58:MRM of 1 channel,ES-
630.1 > 58.9
2.872e+005

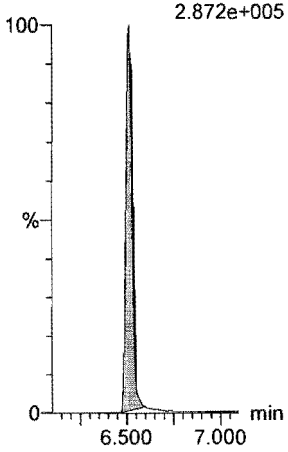

13C2-PFTeDA
F62:MRM of 2 channels,ES-
714.8 > 669.6
6.720e+005

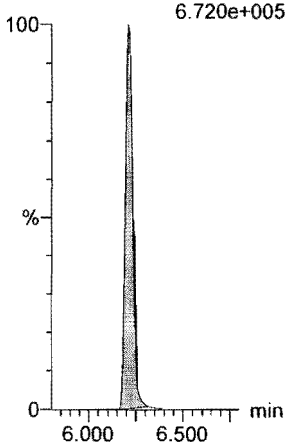

d5-N-ETFOSA
F44:MRM of 1 channel,ES-
531.1 > 168.9
8.346e+005

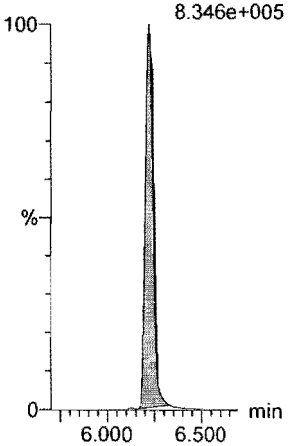

13C2-PFHxDA
F64:MRM of 1 channel,ES-
815 > 769.7
4.532e+005

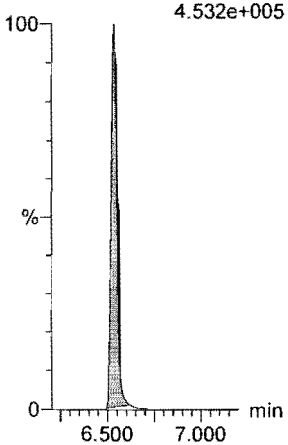

13C2-PFHxDA
F64:MRM of 1 channel,ES-
815 > 769.7
4.532e+005



d7-N-MeFOSE
F57:MRM of 1 channel,ES-
623.1 > 58.9
6.192e+005

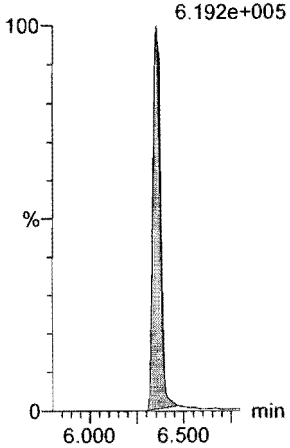

d9-N-EtFOSE
F59:MRM of 1 channel,ES-
639.2 > 58.8
7.115e+005

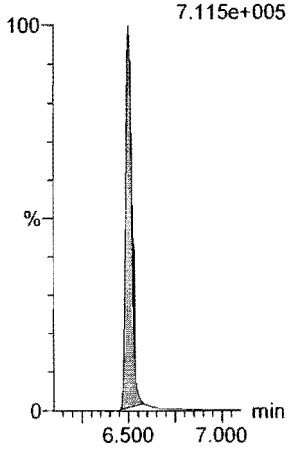

Dataset: F:\Projects\PFAS.PRO\Results\180822M2\180822M2-58.qld

Last Altered: Thursday, August 23, 2018 09:01:04 Pacific Daylight Time
Printed: Thursday, August 23, 2018 09:01:16 Pacific Daylight Time

Name: 180822M2_58, Date: 23-Aug-2018, Time: 03:45:57, ID: ST180822M2-12 PFC CS3 18H2107, Description: PFC CS3 18H2107

13C4-PFBA

F4:MRM of 1 channel,ES-
217. > 172
3.394e+005

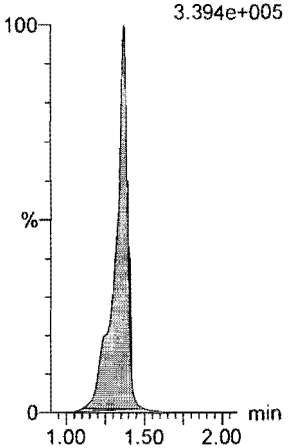

13C5-PFHxA

F11:MRM of 1 channel,ES-
318 > 272.9
1.403e+006

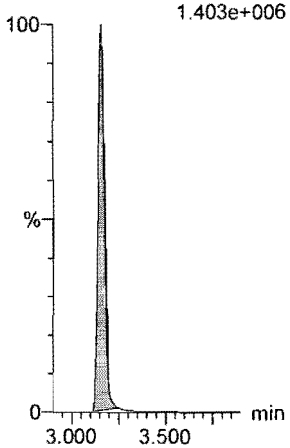

13C3-PFHxS

F19:MRM of 1 channel,ES-
401.8 > 79.9
1.948e+005

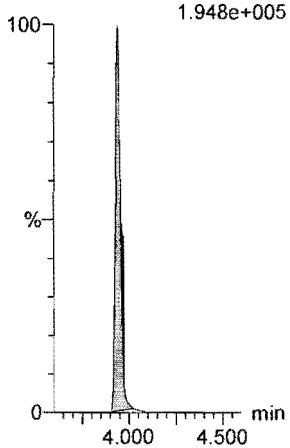

13C8-PFOA

F23:MRM of 1 channel,ES-
420.9 > 376
1.706e+006



13C9-PFNA

F29:MRM of 1 channel,ES-
472.2 > 426.9
1.271e+006

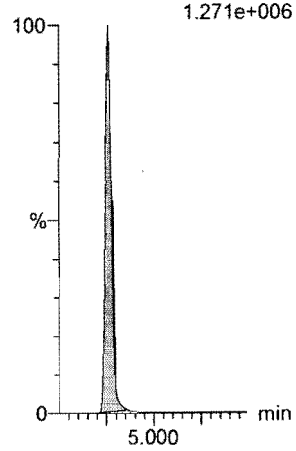

13C4-PFOS

F33:MRM of 1 channel,ES-
503 > 79.9
1.731e+005

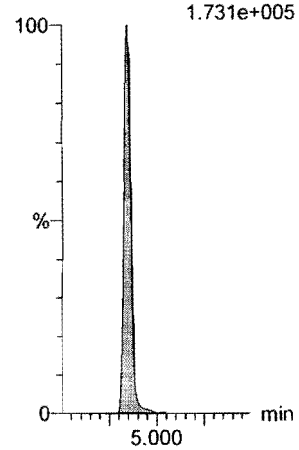

13C6-PFDA

F40:MRM of 1 channel,ES-
519.1 > 473.7
1.217e+006

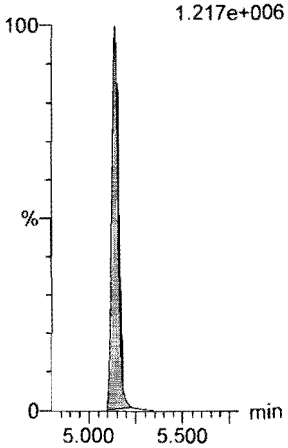

13C7-PFUdA

F49:MRM of 1 channel,ES-
570.1 > 524.8
1.277e+006

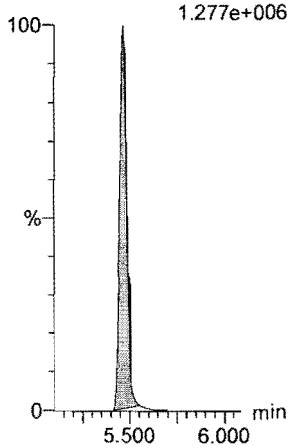

Vista Analytical Laboratory

Dataset: F:\Projects\PFAS.PRO\Results\180822M2\180822M2-70.qld

Last Altered: Thursday, August 23, 2018 09:04:56 Pacific Daylight Time
Printed: Thursday, August 23, 2018 09:05:11 Pacific Daylight Time

√AD 8/23/18

Name: 180822M2_70, Date: 23-Aug-2018, Time: 05:53:01, ID: ST180822M2-13 PFC CS3 18H2107, Description: PFC CS3 18H2107

	#	Name	Trace	Area	IS Area	wt/vol	RT	Response	Conc	%Rec	Recovery ...	Ion Ratio	Ratio Out?
1	1	PFBA	213.0 > 168.8	20193.023	23416.428	1.00	1.36	10.779	9.8	97.6	NO		
2	2	PFPeA	263.1 > 218.9	25754.145	34041.922	1.00	2.36	9.457	10.2	102.4	NO		
3	3	PFBS	299.0 > 79.7	5162.063	3534.491	1.00	2.65	18.256	10.4	103.9	NO	2.534	NO
4	4	4:2 FTS	327.2>307.2	5806.444	6824.440	1.00	3.06	10.635	10.6	106.1	NO	1.581	NO
5	5	PFHxA	313 > 269	38454.047	19970.064	1.00	3.15	9.628	10.3	103.1	NO	16.177	NO
6	6	PFPeS	349.1>80.1	4822.279	3534.491	1.00	3.36	17.054	9.9	99.2	NO	1.645	NO
7	36	13C3-PFBA	216.1 > 171.8	23416.428	30148.947	1.00	1.37	9.709	12.4	99.2	NO		
8	37	13C3-PFPeA	266. > 221.8	34041.922	54881.477	1.00	2.36	7.754	12.8	102.4	NO		
9	38	13C3-PFBS	302. > 98.8	3534.491	54881.477	1.00	2.65	0.805	12.6	100.5	NO		
10	39	13C2-4:2 FTS	329.2>308.9	6824.440	54881.477	1.00	3.06	1.554	11.1	88.4	NO		
11	40	13C2-PFHxA	315 > 270	19970.064	54881.477	1.00	3.15	4.548	4.8	95.1	NO		
12	38	13C3-PFBS	302. > 98.8	3534.491	54881.477	1.00	2.65	0.805	12.6	100.5	NO		
13	-1												
14	10	6:2 FTS	427.1 > 407	6372.628	7036.703	1.00	4.26	11.320	10.1	101.2	NO	2.806	NO
15	7	PFHpA	363.0 > 318.9	26028.297	29036.195	1.00	3.78	11.205	10.2	102.0	NO	19.970	NO
16	8	L-PFHxS	398.9 > 79.6	3855.524	2973.957	1.00	3.94	16.205	9.8	97.6	NO	1.548	NO
17	11	L-PFOA	412.9 > 368.9	35949.742	43532.598	1.00	4.31	10.323	10.7	106.5	NO	2.671	NO
18	13	PFHpS	449 > 80.0	5037.101	6886.965	1.00	4.43	9.142	10.8	107.6	NO	1.746	NO
19	14	PFNA	463.0 > 418.8	42136.340	44371.605	1.00	4.76	11.870	10.5	104.7	NO	5.138	NO
20	43	13C2-6:2 FTS	429.1 > 408.9	7036.703	57033.605	1.00	4.25	1.542	11.3	90.4	NO		
21	41	13C4-PFHpA	367.2 > 321.8	29036.195	54881.477	1.00	3.78	6.613	12.2	98.0	NO		
22	42	18O2-PFHxS	403.0 > 102.6	2973.957	6382.016	1.00	3.94	5.825	12.3	98.0	NO		
23	44	13C2-PFOA	414.9 > 369.7	43532.598	57033.605	1.00	4.31	9.541	12.1	96.6	NO		
24	47	13C8-PFOS	507.0 > 79.9	6886.965	7258.675	1.00	4.84	11.860	11.1	88.7	NO		
25	45	13C5-PFNA	468.2 > 422.9	44371.605	49405.266	1.00	4.76	11.226	11.6	92.6	NO		
26	-1												
27	15	PFOSA	498 > 77.9	9168.724	11362.163	1.00	4.81	10.087	9.9	98.6	NO	27.589	NO
28	16	L-PFOS	498.9 > 79.9	5106.698	6886.965	1.00	4.84	9.269	10.1	101.1	NO	1.747	NO
29	18	PFDA	513 > 468.8	44346.680	46487.914	1.00	5.14	11.924	9.6	96.4	NO	6.122	NO
30	19	8:2 FTS	527 > 506.9	5890.576	5486.311	1.00	5.11	13.421	10.4	104.3	NO	2.175	NO
31	20	PFNS	549.1 > 80.1	5130.699	6886.965	1.00	5.20	9.312	11.1	110.6	NO	1.628	NO
32	21	L-MeFOSAA	570 > 419	12660.374	13139.375	1.00	5.28	12.044	9.8	97.6	NO	2.510	NO
33	46	13C8-PFOSA	506.1 > 77.7	11362.163	54981.957	1.00	4.81	2.583	13.8	110.5	NO		
34	47	13C8-PFOS	507.0 > 79.9	6886.965	7258.675	1.00	4.84	11.860	11.1	88.7	NO		

CM 8/23/18

Dataset: F:\Projects\PFAS.PRO\Results\180822M2\180822M2-70.qld

Last Altered: Thursday, August 23, 2018 09:04:56 Pacific Daylight Time
Printed: Thursday, August 23, 2018 09:05:11 Pacific Daylight Time

Name: 180822M2_70, Date: 23-Aug-2018, Time: 05:53:01, ID: ST180822M2-13 PFC CS3 18H2107, Description: PFC CS3 18H2107

	#	Name	Trace	Area	IS Area	wt/vol	RT	Response	Conc.	%Rec	Recovery ...	Ion Ratio	Ratio Out?
35	48	13C2-PFDA	515.1 > 469.9	46487.914	47495.301	1.00	5.14	12.235	13.2	105.2	NO		
36	49	13C2-8:2 FTS	529.1 > 508.7	5486.311	57033.605	1.00	5.11	1.202	10.5	84.0	NO		
37	47	13C8-PFOS	507.0 > 79.9	6886.965	7258.675	1.00	4.84	11.860	11.1	88.7	NO		
38	50	d3-N-MeFOSAA	573.3 > 419	13139.375	54981.957	1.00	5.28	2.987	12.4	99.2	NO		
39	-1												
40	23	L-EtFOSAA	584.1 > 419	10622.961	14502.248	1.00	5.44	9.156	9.9	99.0	NO	1.401	NO
41	27	PFDoA	612.9 > 569.0	43746.426	52234.980	1.00	5.75	10.469	9.0	90.1	NO	8.312	NO
42	26	PFDS	598.8 > 79.9	5687.946	6886.965	1.00	5.51	10.324	11.2	112.3	NO	1.719	NO
43	25	PFUdA	563.0 > 518.9	40699.199	50201.227	1.00	5.46	10.134	10.7	107.1	NO	11.890	NO
44	28	N-MeFOSA	512.1 > 168.9	12205.206	33742.820	1.00	5.79	54.257	56.5	113.0	NO	1.402	NO
45	29	PFTrDA	662.9 > 618.9	46049.777	52234.980	1.00	6.00	11.020	10.0	100.4	NO	28.865	NO
46	52	d5-N-EtFOSAA	589.3 > 419	14502.248	54981.957	1.00	5.44	3.297	12.1	96.5	NO		
47	53	13C2-PFDoA	615.0 > 569.7	52234.980	47495.301	1.00	5.75	13.747	12.6	100.7	NO		
48	47	13C8-PFOS	507.0 > 79.9	6886.965	7258.675	1.00	4.84	11.860	11.1	88.7	NO		
49	51	13C2-PFUdA	565 > 519.8	50201.227	54981.957	1.00	5.46	11.413	11.8	94.4	NO		
50	54	d3-N-MeFOSA	515.2 > 168.9	33742.820	54981.957	1.00	5.82	7.671	143.4	95.6	NO		
51	53	13C2-PFDoA	615.0 > 569.7	52234.980	47495.301	1.00	5.75	13.747	12.6	100.7	NO		
52	-1												
53	30	PFTeDA	712.8 > 669.0	39180.113	27875.045	1.00	6.21	17.570	12.3	122.9	NO	12.137	NO
54	31	N-EtFOSA	526.1 > 168.9	12375.684	39827.879	1.00	6.21	46.609	52.1	104.2	NO	1.517	NO
55	32	PFHxDA	813.1 > 768.6	18582.619	15807.027	1.00	6.54	5.878	9.3	93.2	NO	27.515	NO
56	33	PFODA	913.1 > 868.8	26879.389	15807.027	1.00	6.76	8.502	10.8	107.7	NO		
57	34	N-MeFOSE	616.1 > 58.9	8930.363	26751.951	1.00	6.37	50.073	52.0	104.1	NO		
58	35	N-EtFOSE	630.1 > 58.9	10586.155	26257.641	1.00	6.51	60.475	53.3	106.5	NO		
59	55	13C2-PFTeDA	714.8 > 669.6	27875.045	54981.957	1.00	6.21	6.337	10.0	79.8	NO		
60	56	d5-N-ETFOSA	531.1 > 168.9	39827.879	54981.957	1.00	6.22	9.055	143.1	95.4	NO		
61	57	13C2-PFHxDA	815 > 769.7	15807.027	54981.957	1.00	6.53	3.594	4.5	89.8	NO		
62	57	13C2-PFHxDA	815 > 769.7	15807.027	54981.957	1.00	6.53	3.594	4.5	89.8	NO		
63	58	d7-N-MeFOSE	623.1 > 58.9	26751.951	54981.957	1.00	6.36	6.082	142.1	94.7	NO		
64	59	d9-N-EtFOSE	639.2 > 58.8	26257.641	54981.957	1.00	6.50	5.970	138.9	92.6	NO		
65	-1												
66	60	13C4-PFBA	217. > 172	30148.947	30148.947	1.00	1.36	12.500	12.5	100.0	NO		
67	61	13C5-PFHxA	318 > 272.9	54881.477	54881.477	1.00	3.15	12.500	12.5	100.0	NO		
68	62	13C3-PFHxS	401.8 > 79.9	6382.016	6382.016	1.00	3.94	12.500	12.5	100.0	NO		

Dataset: F:\Projects\PFAS.PRO\Results\180822M2\180822M2-70.qld

Last Altered: Thursday, August 23, 2018 09:04:56 Pacific Daylight Time
Printed: Thursday, August 23, 2018 09:05:11 Pacific Daylight Time

Name: 180822M2_70, Date: 23-Aug-2018, Time: 05:53:01, ID: ST180822M2-13 PFC CS3 18H2107, Description: PFC CS3 18H2107

	#	Name	Trace	Area	IS Area	wt/vol	RT	Response	Conc.	%Rec	Recovery	Ion Ratio	Ratio Out?
69	63	13C8-PFOA	420.9 > 376	57033.605	57033.605	1.00	4.31	12.500	12.5	100.0	NO		
70	64	13C9-PFNA	472.2 > 426.9	49405.266	49405.266	1.00	4.76	12.500	12.5	100.0	NO		
71	65	13C4-PFOS	503 > 79.9	7258.675	7258.675	1.00	4.84	12.500	12.5	100.0	NO		
72	66	13C6-PFDA	519.1 > 473.7	47495.301	47495.301	1.00	5.14	12.500	12.5	100.0	NO		
73	67	13C7-PFUdA	570.1 > 524.8	54981.957	54981.957	1.00	5.46	12.500	12.5	100.0	NO		

Vista Analytical Laboratory

Dataset: Untitled

Last Altered: Thursday, August 23, 2018 12:12:55 Pacific Daylight Time
Printed: Thursday, August 23, 2018 12:13:28 Pacific Daylight Time

Method: F:\Projects\PFAS.PRO\MethDB\PFAS_FULL_80C_082218.mdb 23 Aug 2018 08:47:14
Calibration: F:\Projects\PFAS.PRO\CurveDB\C18_VAL-PFAS_Q4_08-21-18.cdb 21 Aug 2018 15:24:02

Compound name: PFBA

	#	Name	ID	Acq.Date	Acq.Time
1	1	180822M2_1	IPA	22-Aug-18	17:42:22
2	2	180822M2_2	ST180822M2-1 PFC CS-2 18H2102	22-Aug-18	17:52:57
3	3	180822M2_3	ST180822M2-2 PFC CS-1 18H2103	22-Aug-18	18:03:36
4	4	180822M2_4	ST180822M2-3 PFC CS0 18H2104 (A)	22-Aug-18	18:14:08
5	5	180822M2_5	ST180822M2-4 PFC CS1 18H2105	22-Aug-18	18:24:46
6	6	180822M2_6	ST180822M2-5 PFC CS2 18H2106	22-Aug-18	18:35:25
7	7	180822M2_7	ST180822M2-6 PFC CS3 18H2107	22-Aug-18	18:45:58
8	8	180822M2_8	ST180822M2-7 PFC CS4 18H2108	22-Aug-18	18:56:36
9	9	180822M2_9	ST180822M2-8 PFC CS5 18H2109	22-Aug-18	19:07:07
10	10	180822M2_10	ST180822M2-9 PFC CS6 18H2110	22-Aug-18	19:17:38
11	11	180822M2_11	ST180822M2-10 PFC CS7 18H2111	22-Aug-18	19:28:08
12	12	180822M2_12	IPA	22-Aug-18	19:38:47
13	13	180822M2_13	ICV180822M2-1 PFC 537 ICV 18H2112	22-Aug-18	19:49:20
14	14	180822M2_14	1802092-01 REEPDW1212FRB 0.11995	22-Aug-18	19:59:58
15	15	180822M2_15	1802092-02 REEPDW1213FRB 0.1184	22-Aug-18	20:10:31
16	16	180822M2_16	1802092-03 REEPDW1214FRB 0.11426	22-Aug-18	20:21:01
17	17	180822M2_17	1802092-04 REEPDW1215FRB 0.11712	22-Aug-18	20:31:39
18	18	180822M2_18	1802092-05 REEPDW1216FRB 0.1201	22-Aug-18	20:42:12
19	19	180822M2_19	1802096-03 REEPDW1219FRB 0.11784	22-Aug-18	20:52:50
20	20	180822M2_20	1802115-01 REEPDW1220FRB 0.1158	22-Aug-18	21:03:29
21	21	180822M2_21	1802115-02 REEPDW1221FRB 0.11562	22-Aug-18	21:14:02
22	22	180822M2_22	1802115-05 REEPDW1222FRB 0.11639	22-Aug-18	21:24:32
23	23	180822M2_23	1802115-07 REEPDW1229FRB 0.11554	22-Aug-18	21:35:11
24	24	180822M2_24	1802115-08 REEPDW1230FRB 0.11545	22-Aug-18	21:45:43
25	25	180822M2_25	B8H0016-BS1 OPR 0.125	22-Aug-18	21:56:22
26	26	180822M2_26	B8H0016-BLK1 Method Blank 0.125	22-Aug-18	22:07:00
27	27	180822M2_27	1802144-01 YEAGR-ML-FL014-MW004...	22-Aug-18	22:17:34
28	28	180822M2_28	IPA	22-Aug-18	22:28:12
29	29	180822M2_29	1802144-02 YEAGR-DUP1-072718 0.1...	22-Aug-18	22:38:44
30	30	180822M2_30	1801724-02 MW-31 0.24486	22-Aug-18	22:49:22
31	31	180822M2_31	1801724-03 BD-01 0.24208	22-Aug-18	22:59:56
32	32	180822M2_32	1801724-04 Field Blank0710 0.25654	22-Aug-18	23:10:34

(A) curve not used.

Dataset: Untitled

Last Altered: Thursday, August 23, 2018 12:12:55 Pacific Daylight Time
Printed: Thursday, August 23, 2018 12:13:28 Pacific Daylight Time

Compound name: PFBA

	#	Name	ID	Acq.Date	Acq.Time
33	33	180822M2_33	1802091-02 REEPDW1213 0.12052	22-Aug-18	23:21:07
34	34	180822M2_34	1802091-03 REEPDW1214 0.11773	22-Aug-18	23:31:46
35	35	180822M2_35	B8H0017-BS1 OPR 0.25	22-Aug-18	23:42:24
36	36	180822M2_36	B8H0017-BLK1 Method Blank 0.25	22-Aug-18	23:52:58
37	37	180822M2_37	B8H0017-DUP1 Duplicate 0.25176	23-Aug-18	00:03:36
38	38	180822M2_38	1801808-11 Equipment Rinsate 0.26515	23-Aug-18	00:14:15
39	39	180822M2_39	1802113-01 DPH-MW-1 0.11902	23-Aug-18	00:24:48
40	40	180822M2_40	1802113-02 Waterra Tubing with Foot Va...	23-Aug-18	00:35:18
41	41	180822M2_41	1802113-03 DPH-MW21 0.11003	23-Aug-18	00:45:56
42	42	180822M2_42	1802113-04 DPH-MW3 0.11638	23-Aug-18	00:56:30
43	43	180822M2_43	IPA	23-Aug-18	01:07:08
44	44	180822M2_44	ST180822M2-11 PFC CS3 18H2107	23-Aug-18	01:17:41
45	45	180822M2_45	1802113-05 DPH-MW20D 0.11947	23-Aug-18	01:28:20
46	46	180822M2_46	1802113-06 DPH-MW15D 0.11881	23-Aug-18	01:38:58
47	47	180822M2_47	1802113-07 DPH-MW14 0.11985	23-Aug-18	01:49:31
48	48	180822M2_48	1802113-08 DPH-MW22 0.11641	23-Aug-18	02:00:10
49	49	180822M2_49	1802113-09 DPH-MW6 0.11598	23-Aug-18	02:10:43
50	50	180822M2_50	1802113-10 DPH-MW5 0.11665	23-Aug-18	02:21:21
51	51	180822M2_51	1802113-11 DPH-MW12D 0.11545	23-Aug-18	02:31:53
52	52	180822M2_52	1802113-12 DPH-MW7-17 0.11634	23-Aug-18	02:42:32
53	53	180822M2_53	B8H0100-BS1 OPR 2	23-Aug-18	02:53:04
54	54	180822M2_54	B8H0100-BLK1 Method Blank 2	23-Aug-18	03:03:43
55	55	180822M2_55	B8H0100-DUP1 Duplicate 2.03	23-Aug-18	03:14:16
56	56	180822M2_56	1801808-01 Composite Lafayette eel no....	23-Aug-18	03:24:47
57	57	180822M2_57	IPA	23-Aug-18	03:35:25
58	58	180822M2_58	ST180822M2-12 PFC CS3 18H2107	23-Aug-18	03:45:57
59	59	180822M2_59	1801808-02 Composite Brackett eel no. ...	23-Aug-18	03:56:35
60	60	180822M2_60	1801808-03 Composite Lafayette shiner ...	23-Aug-18	04:07:08
61	61	180822M2_61	1801808-04 Composite Lang shiner no. ...	23-Aug-18	04:17:47
62	62	180822M2_62	1801808-05 Composite Sagamore shine...	23-Aug-18	04:28:20
63	63	180822M2_63	1801808-06 Composite Lang pickerel no...	23-Aug-18	04:38:58
64	64	180822M2_64	1801808-07 Composite Sagamore picker...	23-Aug-18	04:49:31
65	65	180822M2_65	1801808-08 Composite Brackett pickerel...	23-Aug-18	05:00:02
66	66	180822M2_66	1801808-09 Individual trout no. 1 2.05	23-Aug-18	05:10:40
67	67	180822M2_67	1801808-10 Composite trout no. 2,3,4 2....	23-Aug-18	05:21:12
68	68	180822M2_68	1802057-01 DPH-EX4 0.11476	23-Aug-18	05:31:50

Vista Analytical Laboratory

Dataset: Untitled

Last Altered: Thursday, August 23, 2018 12:12:55 Pacific Daylight Time
Printed: Thursday, August 23, 2018 12:13:28 Pacific Daylight Time

Compound name: PFBA

	#	Name	ID	Acq.Date	Acq.Time
69	69	180822M2_69	IPA	23-Aug-18	05:42:29
70	70	180822M2_70	ST180822M2-13 PFC CS3 18H2107	23-Aug-18	05:53:01
71	71	180822M2_71	1802057-02 DPH-105 0.11749	23-Aug-18	06:03:39
72	72	180822M2_72	1802057-03 DPH-MW9-17 0.11383	23-Aug-18	06:14:12
73	73	180822M2_73	1802057-04 DPH-MW10-17 0.11808	23-Aug-18	06:24:51
74	74	180822M2_74	1802057-05 DPH-MW8-17 0.11777	23-Aug-18	06:35:23
75	75	180822M2_75	1802057-06 DPH-MW5-17 0.11722	23-Aug-18	06:46:02
76	76	180822M2_76	1802057-07 DPH-MW4-17 0.1161	23-Aug-18	06:56:40
77	77	180822M2_77	1802057-08 DPH-MW3-17 0.11771	23-Aug-18	07:07:13
78	78	180822M2_78	1802057-09 DPH-MW2-17 0.11496	23-Aug-18	07:17:52
79	79	180822M2_79	1802057-10 DPH-B5 0.11268	23-Aug-18	07:28:25
80	80	180822M2_80	1802057-11 DPH-MW1-17 0.11599	23-Aug-18	07:39:03
81	81	180822M2_81	IPA	23-Aug-18	07:49:36
82	82	180822M2_82	ST180822M2-14 PFC CS3 18H2107	23-Aug-18	08:00:15
83	83	180822M2_83	1802057-12 DPH-B7 0.12102	23-Aug-18	08:10:48
84	84	180822M2_84	1802144-01@10X YEAGR-ML-FL014-...	23-Aug-18	08:21:26
85	85	180822M2_85	IPA	23-Aug-18	08:32:05
86	86	180822M2_86	1802144-02@10X YEAGR-DUP1-0727...	23-Aug-18	08:42:38
87	87	180822M2_87	B8H0112-BS1 OPR 0.125	23-Aug-18	08:53:16
88	88	180822M2_88	B8H0112-BLK1 Method Blank 0.125	23-Aug-18	09:03:48
89	89	180822M2_89	1802438-01 MW-3 0.11595	23-Aug-18	09:14:27
90	90	180822M2_90	1802438-02 MW-5 0.11984	23-Aug-18	09:24:59
91	91	180822M2_91	1802439-01 GZ-2 0.11526	23-Aug-18	09:35:37
92	92	180822M2_92	1802439-02 MW-11 0.12078	23-Aug-18	09:46:09
93	93	180822M2_93	B8H0116-BS1 OPR 0.25	23-Aug-18	09:56:48
94	94	180822M2_94	B8H0116-BLK1 Method Blank 0.25	23-Aug-18	10:07:21
95	95	180822M2_95	1801283-08RE1 B-10-GW 0.23277	23-Aug-18	10:17:59
96	96	180822M2_96	1802436-01 GWEF1808131410MK 0.2...	23-Aug-18	10:28:32
97	97	180822M2_97	1802436-02 GWIN1808131415MK 0.26...	23-Aug-18	10:39:10
98	98	180822M2_98	IPA	23-Aug-18	10:49:43
99	99	180822M2_99	ST180822M2-15 PFC CS3 18H2107	23-Aug-18	11:00:21
100	1...	180822M2_100	1802440-01 MER-45-AR2 0.1221	23-Aug-18	11:10:53
101	1...	180822M2_101	IPA	23-Aug-18	11:21:32
102	1...	180822M2_102	ST180822M2-16 PFC CS3 18H2107	23-Aug-18	11:32:04

Vista Analytical Laboratory

Dataset: F:\Projects\PFAS.PRO\Results\180822M2\180822M2-70.qld

Last Altered: Thursday, August 23, 2018 09:04:56 Pacific Daylight Time
Printed: Thursday, August 23, 2018 09:05:11 Pacific Daylight Time

Method: F:\Projects\PFAS.PRO\MethDB\PFAS_FULL_80C_082218.mdb 23 Aug 2018 08:47:14
Calibration: F:\Projects\PFAS.PRO\CurveDB\C18_VAL-PFAS_Q4_08-21-18.cdb 21 Aug 2018 15:24:02

Name: 180822M2_70, Date: 23-Aug-2018, Time: 05:53:01, ID: ST180822M2-13 PFC CS3 18H2107, Description: PFC CS3 18H2107

PFBA
F2:MRM of 1 channel,ES-
213.0 > 168.8
2.308e+005

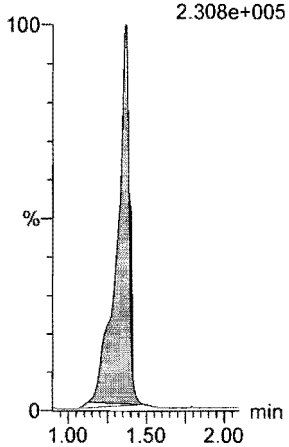

PFPeA
F5:MRM of 1 channel,ES-
263.1 > 218.9
6.235e+005

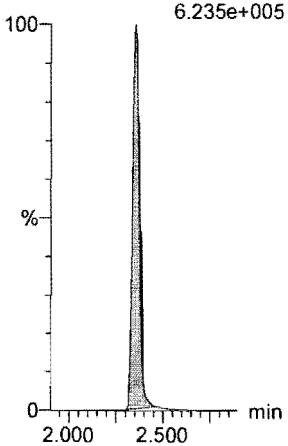

PFBS
F7:MRM of 2 channels,ES-
299.0 > 79.7
1.266e+005

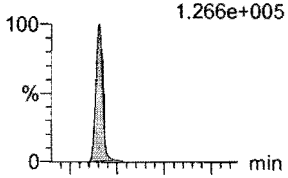

F7:MRM of 2 channels,ES-
299.0 > 99.0
4.935e+004

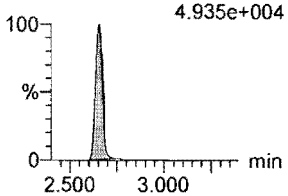

4:2 FTS
F12:MRM of 2 channels,ES-
327.2 > 307.2
1.468e+005

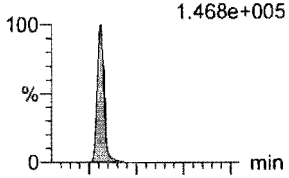

F12:MRM of 2 channels,ES-
327.2 > 81.1
9.484e+004

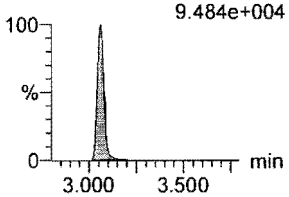

PFHxA
F9:MRM of 2 channels,ES-
313 > 269
9.669e+005

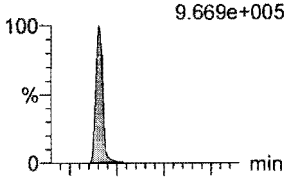

F9:MRM of 2 channels,ES-
313 > 118.9
5.971e+004

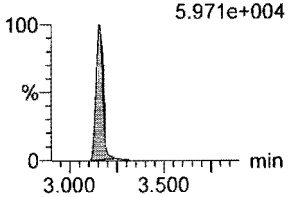

PFPeS
F15:MRM of 2 channels,ES-
349.1 > 80.1
1.176e+005

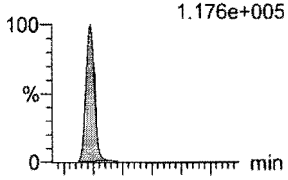

F15:MRM of 2 channels,ES-
349.1 > 99
7.101e+004

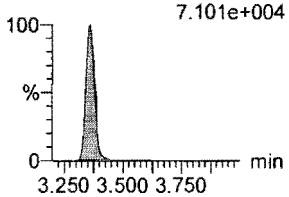

13C3-PFBA
F3:MRM of 1 channel,ES-
216.1 > 171.8
2.581e+005

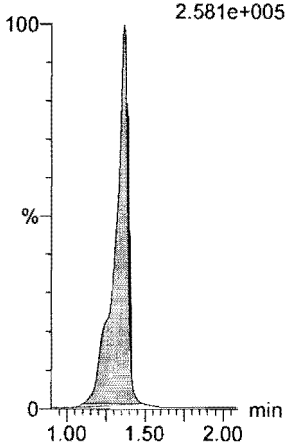

13C3-PFPeA
F6:MRM of 1 channel,ES-
266. > 221.8
8.440e+005

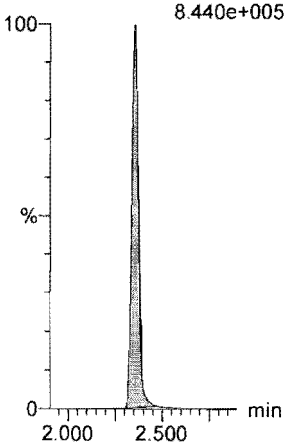

13C3-PFBS
F8:MRM of 1 channel,ES-
302. > 98.8
8.682e+004

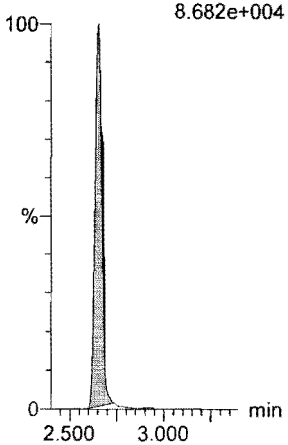

13C2-4:2 FTS
F13:MRM of 1 channel,ES-
329.2 > 308.9
1.720e+005

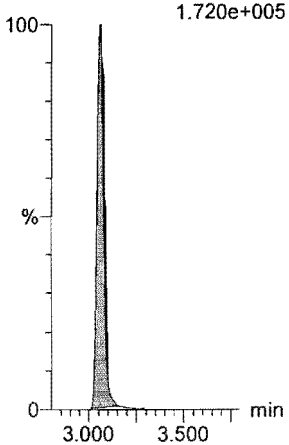

13C2-PFHxA
F10:MRM of 1 channel,ES-
315 > 270
5.097e+005

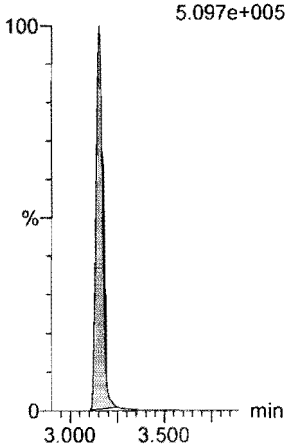

13C3-PFBS
F8:MRM of 1 channel,ES-
302. > 98.8
8.682e+004

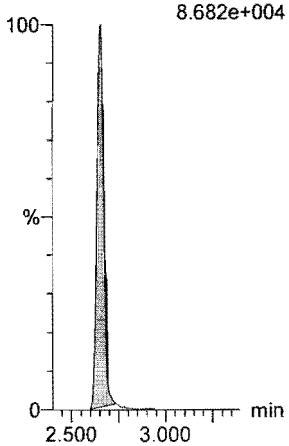

Dataset: F:\Projects\PFAS.PRO\Results\180822M2\180822M2-70.qld

Last Altered: Thursday, August 23, 2018 09:04:56 Pacific Daylight Time
Printed: Thursday, August 23, 2018 09:05:11 Pacific Daylight Time

Name: 180822M2_70, Date: 23-Aug-2018, Time: 05:53:01, ID: ST180822M2-13 PFC CS3 18H2107, Description: PFC CS3 18H2107

6:2 FTS

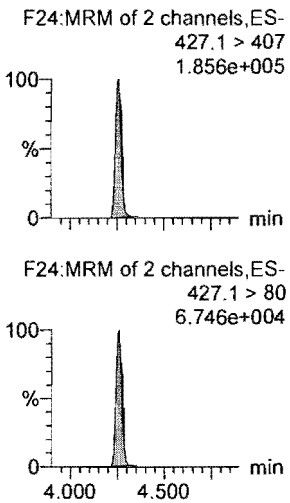

PFHpA

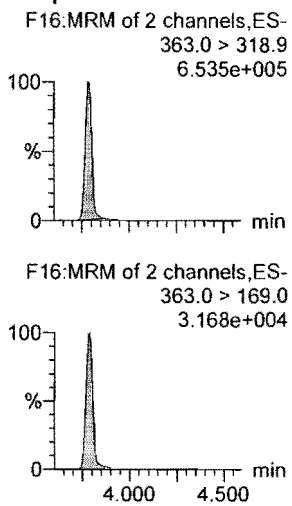

L-PFHxS

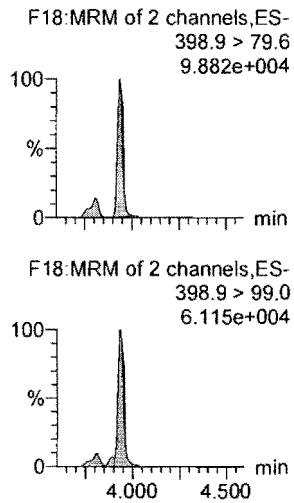

L-PFOA

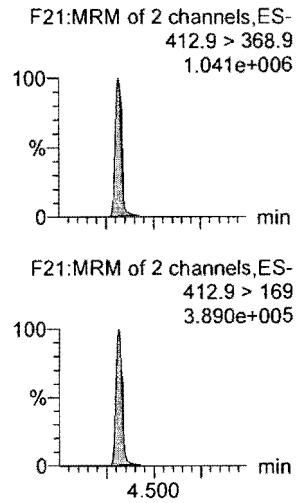

PFHpS

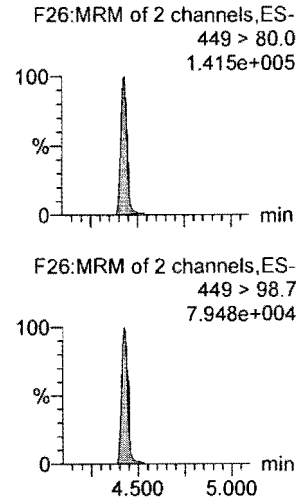

PFNA

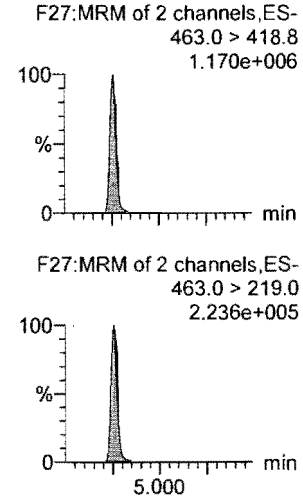

13C2-6:2 FTS

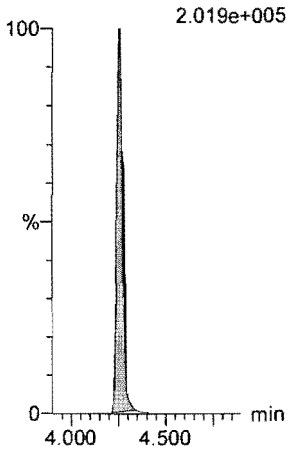

13C4-PFHpA

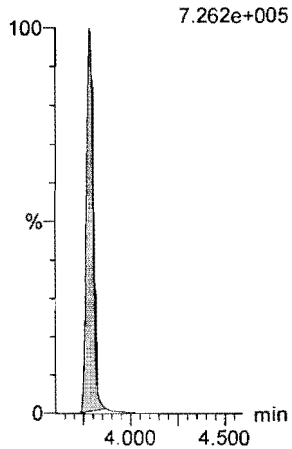

18O2-PFHxS

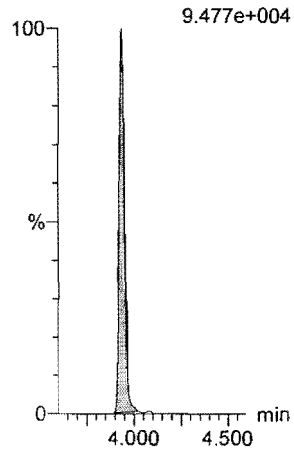

13C2-PFOA

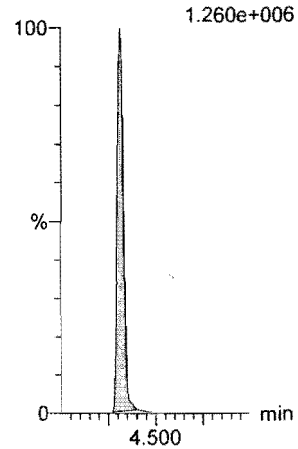

13C8-PFOS

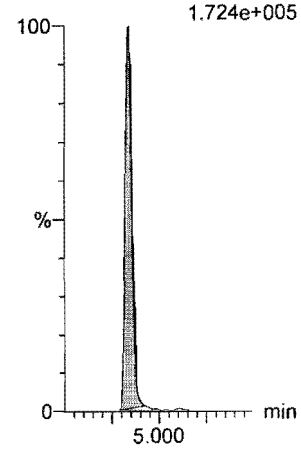

13C5-PFNA

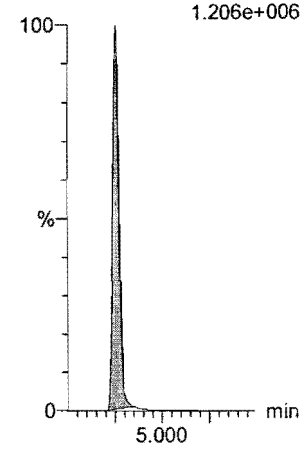

Dataset: F:\Projects\PFAS.PRO\Results\180822M2\180822M2-70.qld

Last Altered: Thursday, August 23, 2018 09:04:56 Pacific Daylight Time
Printed: Thursday, August 23, 2018 09:05:11 Pacific Daylight Time

Name: 180822M2_70, Date: 23-Aug-2018, Time: 05:53:01, ID: ST180822M2-13 PFC CS3 18H2107, Description: PFC CS3 18H2107

PFOSA
F30:MRM of 2 channels,ES-
498 > 77.9
2.354e+005

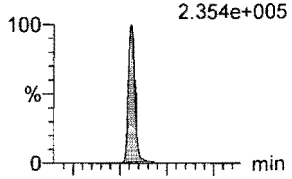

F30:MRM of 2 channels,ES-
498 > 169
7.760e+003

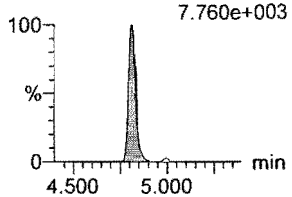

L-PFOS
F32:MRM of 2 channels,ES-
498.9 > 79.9
9.945e+004

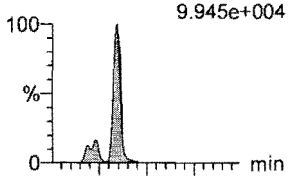

F32:MRM of 2 channels,ES-
498.9 > 99
6.190e+004

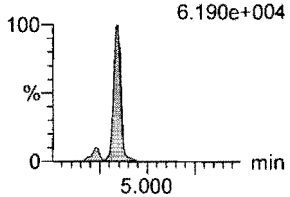

PFDA
F37:MRM of 2 channels,ES-
513 > 468.8
1.135e+006

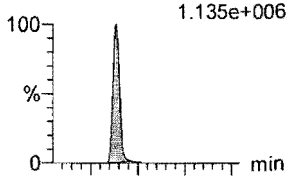

F37:MRM of 2 channels,ES-
513 > 219
1.903e+005

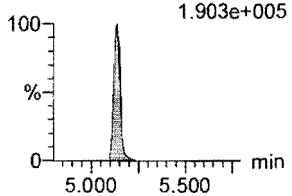

8:2 FTS
F42:MRM of 2 channels,ES-
527 > 506.9
1.564e+005

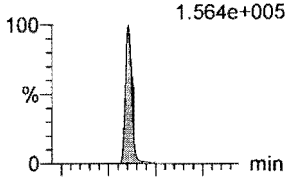

F42:MRM of 2 channels,ES-
527 > 80
7.286e+004

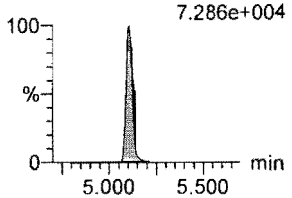

PFNS
F45:MRM of 2 channels,ES-
549.1 > 80.1
1.340e+005

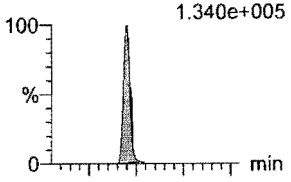

F45:MRM of 2 channels,ES-
549.1 > 99.1
8.079e+004

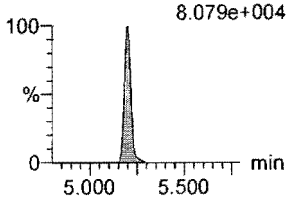

L-MeFOSAA
F48:MRM of 2 channels,ES-
570 > 419
2.769e+005

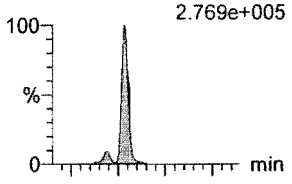

F48:MRM of 2 channels,ES-
570. > 512
9.984e+004

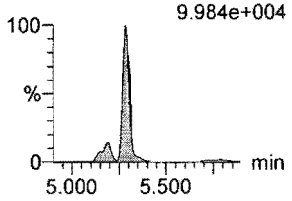

13C8-PFOSA
F34:MRM of 1 channel,ES-
506.1 > 77.7
2.914e+005

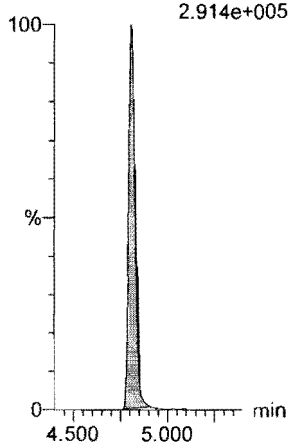

13C8-PFOS
F35:MRM of 1 channel,ES-
507.0 > 79.9
1.724e+005

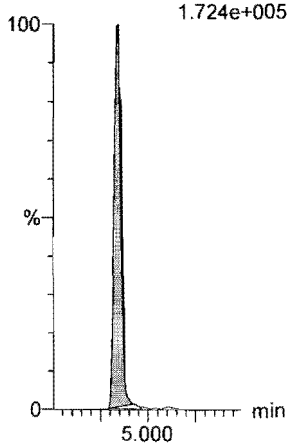

13C2-PFDA
F38:MRM of 1 channel,ES-
515.1 > 469.9
1.190e+006

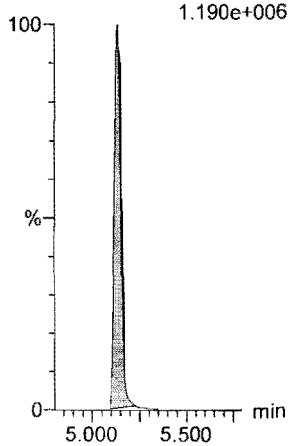

13C2-8:2 FTS
F43:MRM of 1 channel,ES-
529.1 > 508.7
1.440e+005

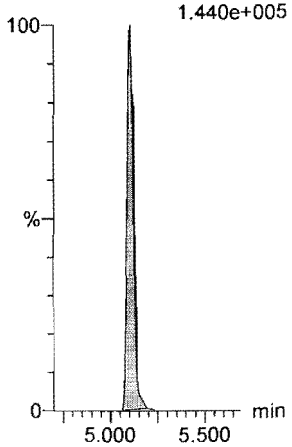

13C8-PFOS
F35:MRM of 1 channel,ES-
507.0 > 79.9
1.724e+005

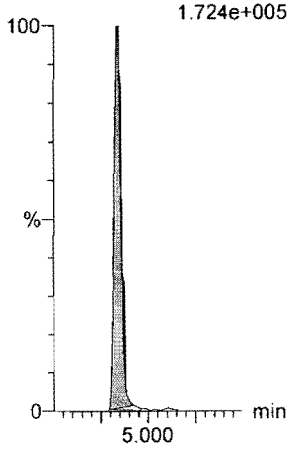

d3-N-MeFOSAA
F50:MRM of 1 channel,ES-
573.3 > 419
3.258e+005

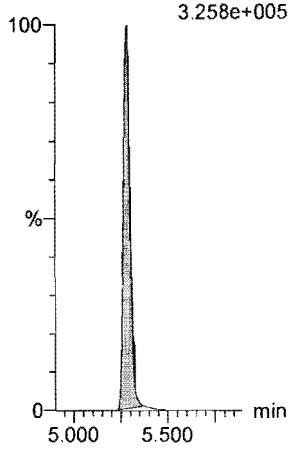

Dataset: F:\Projects\PFAS.PRO\Results\180822M2\180822M2-70.qld

Last Altered: Thursday, August 23, 2018 09:04:56 Pacific Daylight Time
Printed: Thursday, August 23, 2018 09:05:11 Pacific Daylight Time

Name: 180822M2_70, Date: 23-Aug-2018, Time: 05:53:01, ID: ST180822M2-13 PFC CS3 18H2107, Description: PFC CS3 18H2107

L-EtFOSAA

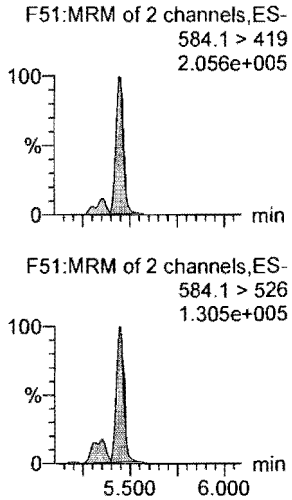

PFDoA

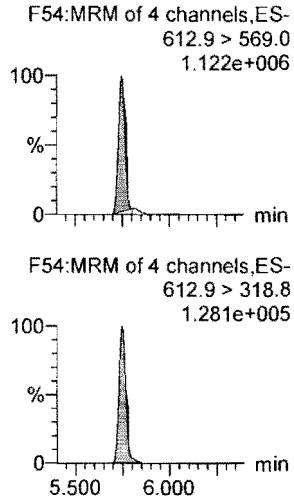

PFDS

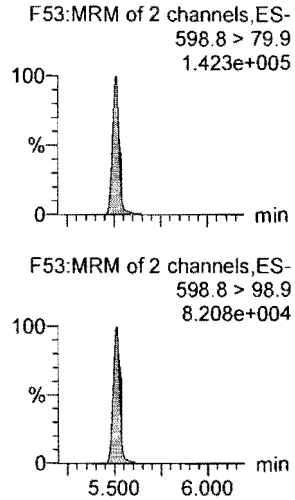

PFUdA

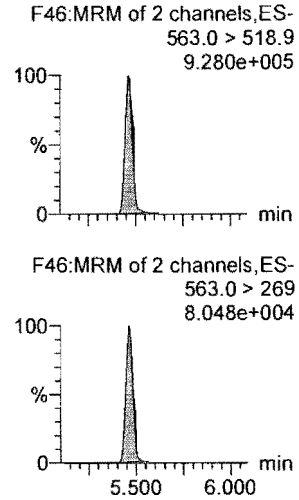

N-MeFOSA

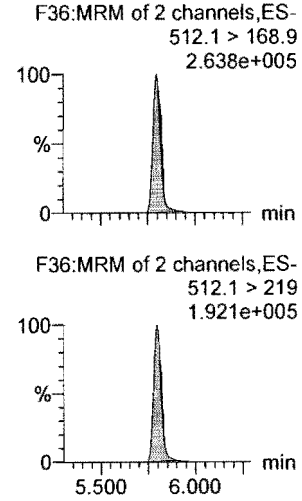

PFTrDA

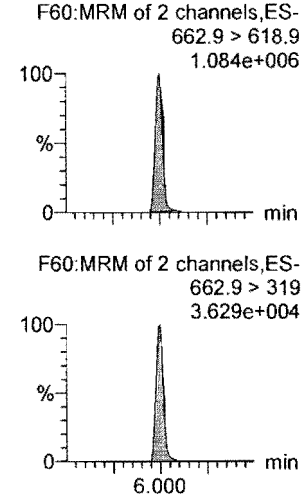

d5-N-EtFOSAA

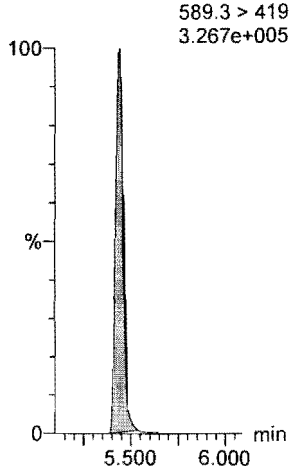

13C2-PFDoA

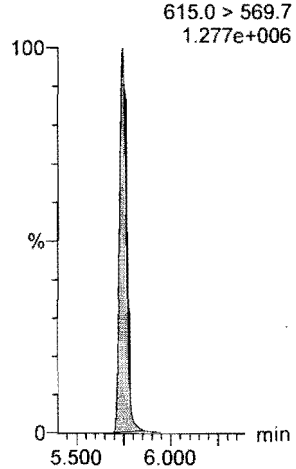

13C8-PFOS

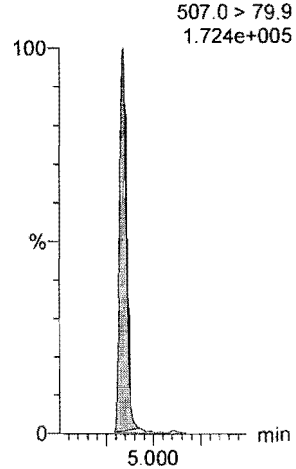

13C2-PFUdA

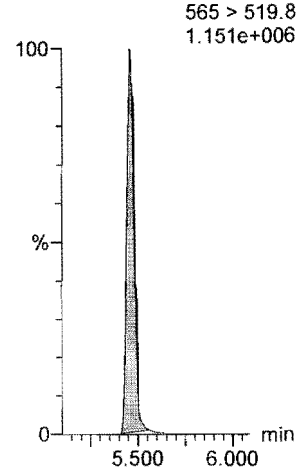

d3-N-MeFOSA

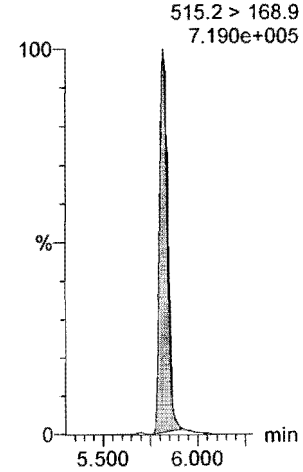

13C2-PFDoA

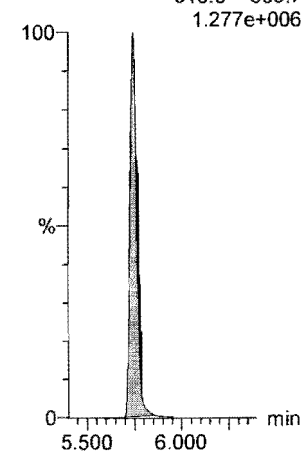

Dataset: F:\Projects\PFAS.PRO\Results\180822M2\180822M2-70.qld

Last Altered: Thursday, August 23, 2018 09:04:56 Pacific Daylight Time
Printed: Thursday, August 23, 2018 09:05:11 Pacific Daylight Time

Name: 180822M2_70, Date: 23-Aug-2018, Time: 05:53:01, ID: ST180822M2-13 PFC CS3 18H2107, Description: PFC CS3 18H2107

PFTeDA

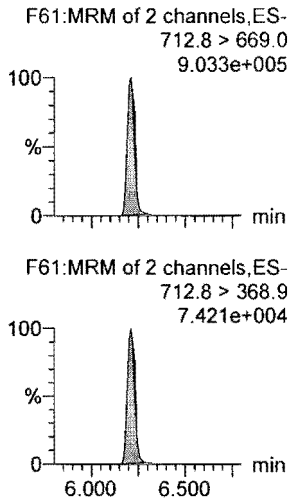

N-EtFOSA

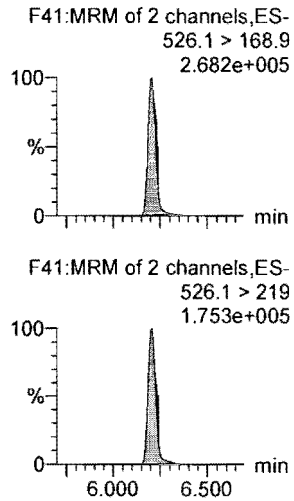

PFHxDA

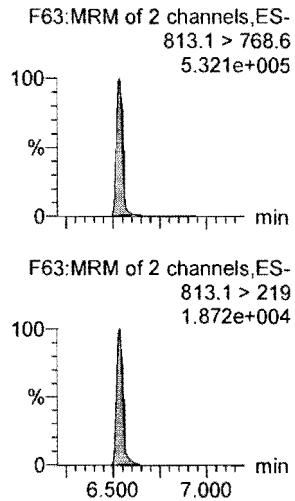

PFODA

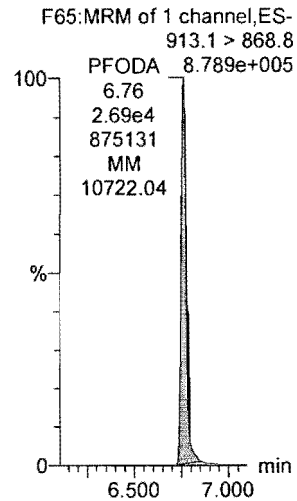

N-MeFOSE

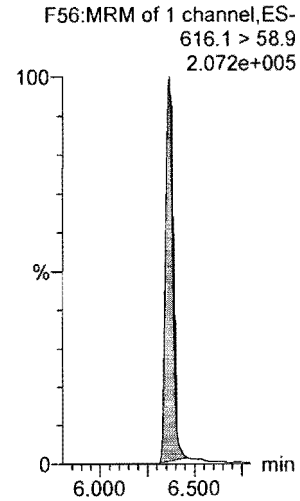

N-EtFOSE

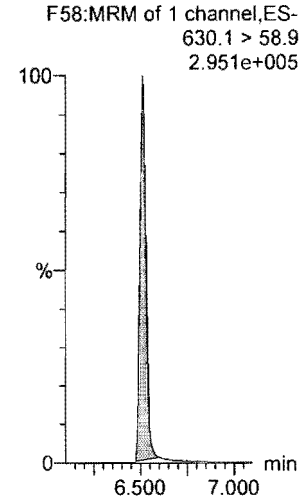

13C2-PFTeDA

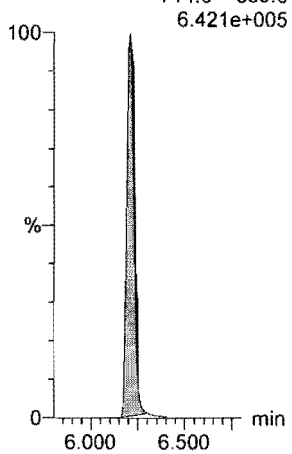

d5-N-ETFOSA

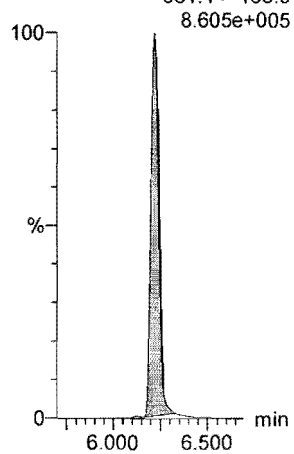

13C2-PFHxDA

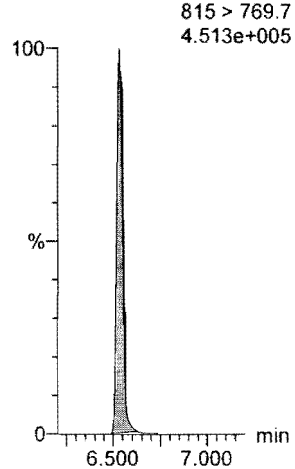

13C2-PFHxDA

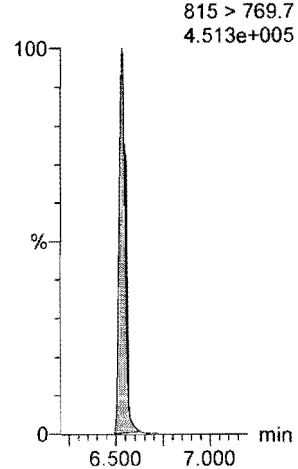

d7-N-MeFOSE

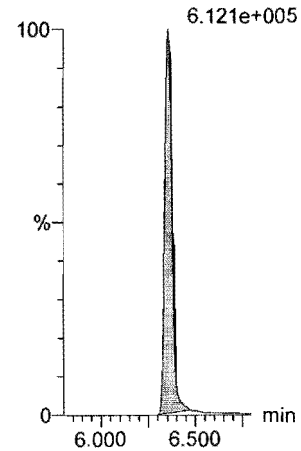

d9-N-EtFOSE

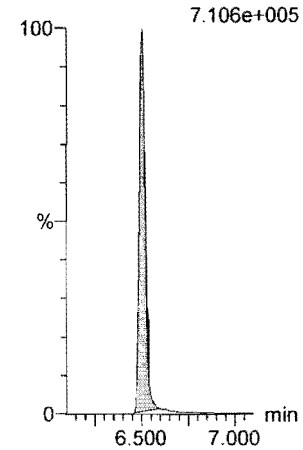

Dataset: F:\Projects\PFAS.PRO\Results\180822M2\180822M2-70.qld

Last Altered: Thursday, August 23, 2018 09:04:56 Pacific Daylight Time
Printed: Thursday, August 23, 2018 09:05:11 Pacific Daylight Time

Name: 180822M2_70, Date: 23-Aug-2018, Time: 05:53:01, ID: ST180822M2-13 PFC CS3 18H2107, Description: PFC CS3 18H2107

13C4-PFBA
F4:MRM of 1 channel,ES-
217. > 172
3.332e+005

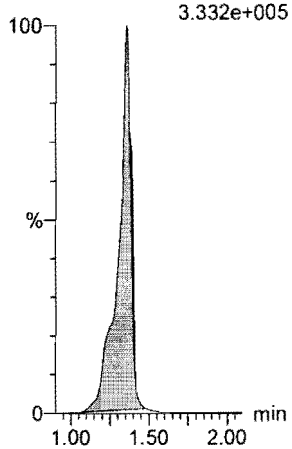

13C5-PFHxA
F11:MRM of 1 channel,ES-
318 > 272.9
1.414e+006

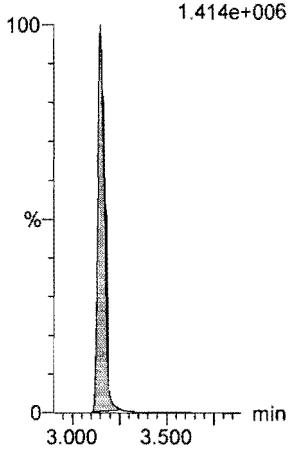

13C3-PFHxS
F19:MRM of 1 channel,ES-
401.8 > 79.9
2.018e+005

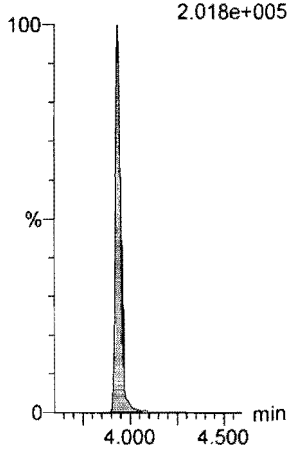

13C8-PFOA
F23:MRM of 1 channel,ES-
420.9 > 376
1.685e+006

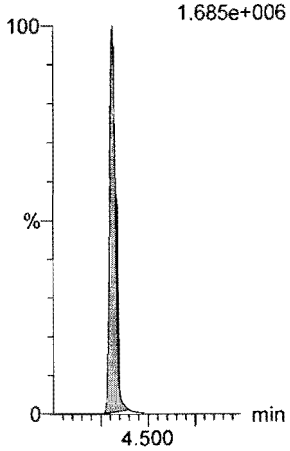

13C9-PFNA
F29:MRM of 1 channel,ES-
472.2 > 426.9
1.359e+006

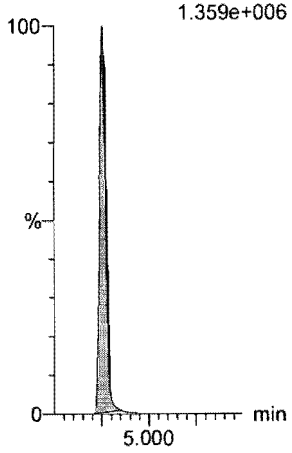

13C4-PFOS
F33:MRM of 1 channel,ES-
503 > 79.9
1.801e+005

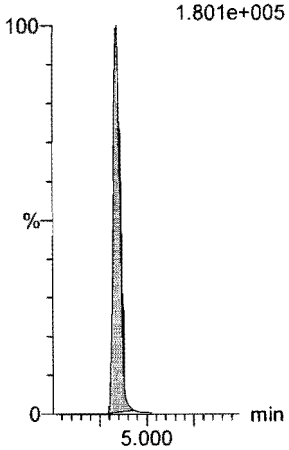

13C6-PFDA
F40:MRM of 1 channel,ES-
519.1 > 473.7
1.230e+006

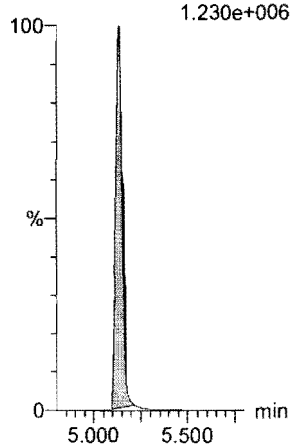

13C7-PFUdA
F49:MRM of 1 channel,ES-
570.1 > 524.8
1.261e+006

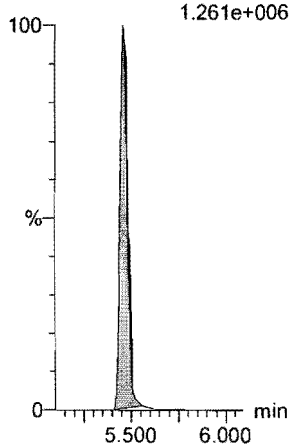

Vista Analytical Laboratory

Dataset: Z:\Projects\PFAS.PRO\Results\180827M3\180827M3-81.qld

Last Altered: Tuesday, August 28, 2018 12:39:39 Pacific Daylight Time
Printed: Tuesday, August 28, 2018 13:24:23 Pacific Daylight Time

√AD 8/28/18

NJT 8/28/18

Name: 180827M3_81, Date: 28-Aug-2018, Time: 09:25:42, ID: ST180827M3-15 PFC CS3 18H1706, Description: PFC CS3 18H1706

	#	Name	Trace	Area	IS Area	wt/vol	RT	Response	Conc.	%Rec	Recovery...	Ion Ratio	Ratio Out?
1	1	PFBA	213.0 > 168.8	9442.016	10250.893	1.00	1.21	11.514	8.9	89.3	NO		
2	2	PFPeA	263.1 > 218.9	17562.139	22982.697	1.00	2.21	9.552	9.3	92.7	NO		
3	3	PFBS	299.0 > 79.7	3967.533	2571.519	1.00	2.51	19.286	9.0	89.6	NO	2.824	NO
4	4	4:2 FTS	327.2>307.2	4406.103	4695.657	1.00	2.93	11.729	9.9	98.6	NO	1.620	NO
5	5	PFHxA	313 > 269	30838.834	14683.972	1.00	3.02	10.501	9.5	95.3	NO	15.695	NO
6	6	PFPeS	349.1>80.1	3463.286	2571.519	1.00	3.23	16.835	9.2	92.3	NO	1.725	NO
7	36	13C3-PFBA	216.1 > 171.8	10250.893	12881.927	1.00	1.21	9.947	12.8	102.3	NO		
8	37	13C3-PFPeA	266. > 221.8	22982.697	39131.246	1.00	2.21	7.342	12.6	101.1	NO		
9	38	13C3-PFBS	302. > 98.8	2571.519	39131.246	1.00	2.51	0.821	13.2	105.4	NO		
10	39	13C2-4:2 FTS	329.2>308.9	4695.657	39131.246	1.00	2.93	1.500	13.2	105.3	NO		
11	40	13C2-PFHxA	315 > 270	14683.972	39131.246	1.00	3.02	4.691	5.0	100.4	NO		
12	38	13C3-PFBS	302. > 98.8	2571.519	39131.246	1.00	2.51	0.821	13.2	105.4	NO		
13	-1												
14	10	6:2 FTS	427.1 > 407	4997.657	4539.391	1.00	4.12	13.762	10.7	106.7	NO	3.049	NO
15	7	PFHpA	363.0 > 318.9	19024.512	20031.072	1.00	3.64	11.872	9.3	93.3	NO	13.362	NO
16	8	L-PFHxS	398.9 > 79.6	3053.969	2244.925	1.00	3.80	17.005	9.2	92.4	NO	1.749	NO
17	11	L-PFOA	412.8 > 368.9	37610.602	32252.848	1.00	4.18	14.576	9.7	96.9	NO	3.421	NO
18	13	PFHpS	449 > 80.0	3702.468	5158.343	1.00	4.30	8.972	9.8	98.0	NO	1.829	NO
19	14	PFNA	463.0 > 418.8	31318.611	34800.480	1.00	4.63	11.249	8.9	89.4	NO	4.416	NO
20	43	13C2-6:2 FTS	429.1 > 408.9	4539.391	45058.098	1.00	4.12	1.259	12.4	99.2	NO		
21	41	13C4-PFHpA	367.2 > 321.8	20031.072	39131.246	1.00	3.64	6.399	13.1	104.9	NO		
22	42	18O2-PFHxS	403.0 > 102.6	2244.925	4454.047	1.00	3.80	6.300	13.3	106.2	NO		
23	44	13C2-PFOA	414.9 > 369.7	32252.848	45058.098	1.00	4.18	8.948	12.3	98.2	NO		
24	47	13C8-PFOS	507.0 > 79.9	5158.343	4811.778	1.00	4.71	13.400	12.6	100.6	NO		
25	45	13C5-PFNA	468.2 > 422.9	34800.480	36547.547	1.00	4.62	11.902	12.3	98.5	NO		
26	-1												
27	15	PFOSA	497.9 > 77.9	6701.124	7448.072	1.00	4.68	11.246	9.7	96.7	NO	29.345	NO
28	16	L-PFOS	498.9 > 79.9	4401.379	5158.343	1.00	4.71	10.666	9.8	97.9	NO	2.016	NO
29	18	PFDA	513 > 468.8	35100.328	30454.094	1.00	5.01	14.407	9.7	97.3	NO	5.663	NO
30	19	8:2 FTS	527 > 506.9	4471.956	3978.783	1.00	4.98	14.049	11.1	110.5	NO	2.287	NO
31	20	PFNS	549.1 > 80.1	3660.854	5158.343	1.00	5.07	8.871	9.8	97.7	NO	1.720	NO
32	21	L-MeFOSAA	570 > 419	9931.577	8504.466	1.00	5.16	14.598	9.5	95.0	NO	2.756	NO
33	46	13C8-PFOSA	506.1 > 77.7	7448.072	44965.242	1.00	4.69	2.071	12.4	99.6	NO		
34	47	13C8-PFOS	507.0 > 79.9	5158.343	4811.778	1.00	4.71	13.400	12.6	100.6	NO		
35	48	13C2-PFDA	515.1 > 469.9	30454.094	37051.359	1.00	5.01	10.274	12.5	100.1	NO		
36	49	13C2-8:2 FTS	529.1 > 508.7	3978.783	45058.098	1.00	4.98	1.104	11.8	94.2	NO		

Dataset: Z:\Projects\PFAS.PRO\Results\180827M3\180827M3-81.qld

Last Altered: Tuesday, August 28, 2018 12:39:39 Pacific Daylight Time
Printed: Tuesday, August 28, 2018 13:24:23 Pacific Daylight Time

Name: 180827M3_81, Date: 28-Aug-2018, Time: 09:25:42, ID: ST180827M3-15 PFC CS3 18H1706, Description: PFC CS3 18H1706

	# Name	Trace	Area	IS Area	wt/vol	RT	Response	Conc.	%Rec	Recovery...	Ion Ratio	Ratio Out?
37	47 13C8-PFOS	507.0 > 79.9	5158.343	4811.778	1.00	4.71	13.400	12.6	100.6	NO		
38	50 d3-N-MeFOSAA	573.3 > 419	8504.466	44965.242	1.00	5.16	2.364	12.4	99.6	NO		
39	-1											
40	23 L-EtFOSAA	584.1 > 419	8623.695	10273.754	1.00	5.32	10.492	8.8	88.5	NO	1.571	NO
41	27 PFDoA	612.9 > 569.0	34974.871	39900.820	1.00	5.63	10.957	9.6	95.7	NO	8.230	NO
42	26 PFDS	598.8 > 79.9	4218.857	5158.343	1.00	5.39	10.223	9.3	92.7	NO	1.707	NO
43	25 PFUdA	563.0 > 518.9	31372.371	40284.383	1.00	5.34	9.735	10.2	102.3	NO	8.991	NO
44	28 N-MeFOSA	512.1 > 168.9	8924.389	26395.334	1.00	5.73	50.716	51.0	102.0	NO	1.509	NO
45	29 PFTrDA	662.9 > 618.9	37791.699	39900.820	1.00	5.88	11.839	9.6	96.0	NO	24.365	NO
46	52 d5-N-EtFOSAA	589.3 > 419	10273.754	44965.242	1.00	5.32	2.856	13.0	104.2	NO		
47	53 13C2-PFDoA	615.0 > 569.7	39900.820	37051.359	1.00	5.63	13.461	12.3	98.8	NO		
48	47 13C8-PFOS	507.0 > 79.9	5158.343	4811.778	1.00	4.71	13.400	12.6	100.6	NO		
49	51 13C2-PFUdA	565 > 519.8	40284.383	44965.242	1.00	5.34	11.199	12.3	98.3	NO		
50	54 d3-N-MeFOSA	515.2 > 168.9	26395.334	44965.242	1.00	5.75	7.338	137.0	91.3	NO		
51	53 13C2-PFDoA	615.0 > 569.7	39900.820	37051.359	1.00	5.63	13.461	12.3	98.8	NO		
52	-1											
53	30 PFTeDA	712.8 > 669.0	33317.465	28745.447	1.00	6.10	14.488	10.1	101.2	NO	13.362	NO
54	31 N-EtFOSA	526.1 > 168.9	9672.144	32515.928	1.00	6.16	44.619	47.3	94.7	NO	1.629	NO
55	32 PFHxDA	813.1 > 768.6	19748.316	14564.998	1.00	6.45	6.779	8.7	87.2	NO	26.857	NO
56	33 PFODA	913.1 > 868.8	23102.809	14564.998	1.00	6.69	7.931	9.0	89.5	NO		
57	34 N-MeFOSE	616.1 > 58.9	7627.787	24265.184	1.00	6.35	47.153	45.6	91.2	NO		
58	35 N-EtFOSE	630.1 > 58.9	8988.721	24107.699	1.00	6.51	55.929	45.6	91.2	NO		
59	55 13C2-PFTeDA	714.8 > 669.6	28745.447	44965.242	1.00	6.10	7.991	11.5	92.2	NO		
60	56 d5-N-ETFOSA	531.1 > 168.9	32515.928	44965.242	1.00	6.18	9.039	147.4	98.3	NO		
61	57 13C2-PFHxDA	815 > 769.7	14564.998	44965.242	1.00	6.44	4.049	4.6	92.9	NO		
62	57 13C2-PFHxDA	815 > 769.7	14564.998	44965.242	1.00	6.44	4.049	4.6	92.9	NO		
63	58 d7-N-MeFOSE	623.1 > 58.9	24265.184	44965.242	1.00	6.34	6.746	133.8	89.2	NO		
64	59 d9-N-EtFOSE	639.2 > 58.8	24107.699	44965.242	1.00	6.50	6.702	134.8	89.8	NO		
65	-1											
66	60 13C4-PFBA	217. > 172	12881.927	12881.927	1.00	1.21	12.500	12.5	100.0	NO		
67	61 13C5-PFHxA	318 > 272.9	39131.246	39131.246	1.00	3.02	12.500	12.5	100.0	NO		
68	62 13C3-PFHxS	401.8 > 79.9	4454.047	4454.047	1.00	3.80	12.500	12.5	100.0	NO		
69	63 13C8-PFOA	420.9 > 376	45058.098	45058.098	1.00	4.18	12.500	12.5	100.0	NO		
70	64 13C9-PFNA	472.2 > 426.9	36547.547	36547.547	1.00	4.62	12.500	12.5	100.0	NO		
71	65 13C4-PFOS	503 > 79.9	4811.778	4811.778	1.00	4.71	12.500	12.5	100.0	NO		
72	66 13C6-PFDA	519.1 > 473.7	37051.359	37051.359	1.00	5.01	12.500	12.5	100.0	NO		

Dataset: Z:\Projects\PFAS.PRO\Results\180827M3\180827M3-81.qld

Last Altered: Tuesday, August 28, 2018 12:39:39 Pacific Daylight Time
Printed: Tuesday, August 28, 2018 13:24:23 Pacific Daylight Time

Name: 180827M3_81, Date: 28-Aug-2018, Time: 09:25:42, ID: ST180827M3-15 PFC CS3 18H1706, Description: PFC CS3 18H1706

	#	Name	Trace	Area	IS Area	wt/vol	RT	Response	Conc.	%Rec	Recovery ...	Ion Ratio	Ratio Out?
73	67	13C7-PFUdA	570.1 > 524.8	44965.242	44965.242	1.00	5.34	12.500	12.5	100.0	NO		

Quantify Compound Summary Report **MassLynx MassLynx V4.1 SCN945 SCN960**
Vista Analytical Laboratory

Dataset: Untitled

Last Altered: Tuesday, August 28, 2018 15:09:10 Pacific Daylight Time
Printed: Tuesday, August 28, 2018 15:09:45 Pacific Daylight Time

Method: F:\Projects\PFAS.PRO\MethDB\PFAS_FULL_80C_082718_B.mdb 28 Aug 2018 13:28:38
Calibration: F:\Projects\PFAS.PRO\CurveDB\C18_VAL-PFAS_Q4_08-27-18.cdb 28 Aug 2018 10:38:34

Compound name: PFBA

	#	Name	ID	Acq.Date	Acq.Time
1	1	180827M3_1	IPA	27-Aug-18	19:03:25
2	2	180827M3_2	ST180827M3-1 PFC CS-2 18H1701	27-Aug-18	19:28:28
3	3	180827M3_3	ST180827M3-2 PFC CS-1 18H1702	27-Aug-18	19:39:04
4	4	180827M3_4	ST180827M3-3 PFC CS0 18H1703	27-Aug-18	19:49:36
5	5	180827M3_5	ST180827M3-4 PFC CS1 18H1704	27-Aug-18	20:00:15
6	6	180827M3_6	ST180827M3-5 PFC CS2 18H1705	27-Aug-18	20:10:47
7	7	180827M3_7	ST180827M3-6 PFC CS3 18H1706	27-Aug-18	20:21:26
8	8	180827M3_8	ST180827M3-7 PFC CS4 18H1707	27-Aug-18	20:31:58
9	9	180827M3_9	ST180827M3-8 PFC CS5 18H1708	27-Aug-18	20:42:37
10	10	180827M3_10	ST180827M3-7 PFC CS6 18H1709	27-Aug-18	20:53:15
11	11	180827M3_11	ST180827M3-8 PFC CS7 18H1710	27-Aug-18	21:03:48
12	12	180827M3_12	IPA	27-Aug-18	21:14:27
13	13	180827M3_13	ICV180827M3-1 PFC 537 ICV 18H1711	27-Aug-18	21:25:00
14	14	180827M3_14	B8H0118-BLK1 Method Blank 1	27-Aug-18	21:35:38
15	15	180827M3_15	B8H0118-BS2 OPR 1	27-Aug-18	21:46:11
16	16	180827M3_16	B8H0118-BS3 OPR 1	27-Aug-18	21:56:49
17	17	180827M3_17	B8H0118-BS4 OPR 1	27-Aug-18	22:07:22
18	18	180827M3_18	B8H0118-BS5 OPR 1	27-Aug-18	22:18:01
19	19	180827M3_19	B8H0121-BS1 OPR 0.125	27-Aug-18	22:28:33
20	20	180827M3_20	B8H0121-BLK1 Method Blank 0.125	27-Aug-18	22:39:12
21	21	180827M3_21	B8H0121-MS1 Matrix Spike 0.12057	27-Aug-18	22:49:45
22	22	180827M3_22	B8H0121-MSD1 Matrix Spike Dup 0.1185	27-Aug-18	23:00:23
23	23	180827M3_23	1802442-01 REEPDW1247 0.12089	27-Aug-18	23:10:57
24	24	180827M3_24	1802442-02 REEPDW1248 0.12123	27-Aug-18	23:21:35
25	25	180827M3_25	1802442-03 REEPDW1249 0.12044	27-Aug-18	23:32:09
26	26	180827M3_26	1802442-04 REEPDW1250 0.11945	27-Aug-18	23:42:47
27	27	180827M3_27	1802442-05 REEPDW573 0.11815	27-Aug-18	23:53:26
28	28	180827M3_28	1802442-06 REEPDW1251 0.11967	28-Aug-18	00:03:59
29	29	180827M3_29	1802442-07 REEPDW1252 0.11774	28-Aug-18	00:14:37
30	30	180827M3_30	1802442-08 REEPDW1253 0.12083	28-Aug-18	00:25:10
31	31	180827M3_31	1802442-09 REEPDW1254 0.11728	28-Aug-18	00:35:48

Vista Analytical Laboratory

Dataset: Untitled

Last Altered: Tuesday, August 28, 2018 15:09:10 Pacific Daylight Time
Printed: Tuesday, August 28, 2018 15:09:45 Pacific Daylight Time

Compound name: PFBA

	# Name	ID	Acq.Date	Acq.Time
32	32 180827M3_32	1802442-10 REEPDW1256 0.11621	28-Aug-18	00:46:22
33	33 180827M3_33	IPA	28-Aug-18	00:56:52
34	34 180827M3_34	ST180827M3-11 PFC CS3 18H1706	28-Aug-18	01:07:31
35	35 180827M3_35	1802442-11 REEPDW1257 0.11628	28-Aug-18	01:18:09
36	36 180827M3_36	1802442-12 REEPDW1258 0.11478	28-Aug-18	01:28:41
37	37 180827M3_37	1802442-13 REEPDW1259 0.11737	28-Aug-18	01:39:20
38	38 180827M3_38	1802442-14 REEPDW1260 0.1146	28-Aug-18	01:49:58
39	39 180827M3_39	1802442-15 REEPDW574 0.11939	28-Aug-18	02:00:30
40	40 180827M3_40	1802442-16 REEPDW1261 0.11925	28-Aug-18	02:11:09
41	41 180827M3_41	1802442-17 REEPDW1262 0.11829	28-Aug-18	02:21:41
42	42 180827M3_42	1802442-18 REEPDW1263 0.11701	28-Aug-18	02:32:19
43	43 180827M3_43	1802442-19 REEPDW1264 0.11669	28-Aug-18	02:42:53
44	44 180827M3_44	B8H0132-BS1 OPR 1	28-Aug-18	02:53:31
45	45 180827M3_45	B8H0132-BLK1 Method Blank 1	28-Aug-18	03:04:04
46	46 180827M3_46	1801958-01 PFAS in Soil 1.01	28-Aug-18	03:14:41
47	47 180827M3_47	IPA	28-Aug-18	03:25:15
48	48 180827M3_48	ST180827M3-12 PFC CS3 18H1706	28-Aug-18	03:35:53
49	49 180827M3_49	B8H0138-BS1 OPR 0.25	28-Aug-18	03:46:27
50	50 180827M3_50	B8H0138-BLK1 Method Blank 0.25	28-Aug-18	03:57:05
51	51 180827M3_51	B8H0138-MS1 Matrix Spike 0.23142	28-Aug-18	04:07:38
52	52 180827M3_52	B8H0138-MSD1 Matrix Spike Dup 0.23...	28-Aug-18	04:18:16
53	53 180827M3_53	B8H0138-MS2 Matrix Spike 0.24432	28-Aug-18	04:28:49
54	54 180827M3_54	B8H0138-MSD2 Matrix Spike Dup 0.2379	28-Aug-18	04:39:27
55	55 180827M3_55	1802413-01 01-02-5506CLA 0.11317	28-Aug-18	04:50:05
56	56 180827M3_56	1802413-02 01-03-8760GUL 0.10965	28-Aug-18	05:00:38
57	57 180827M3_57	1802432-01 TA-MW-4-EPA 0.23739	28-Aug-18	05:11:17
58	58 180827M3_58	1802432-02 TA-TMW-108-EPA 0.23592	28-Aug-18	05:21:51
59	59 180827M3_59	1802432-03 TA-MW-309D-EPA 0.23653	28-Aug-18	05:32:29
60	60 180827M3_60	1802490-01 GW1808141355JAY 0.237...	28-Aug-18	05:43:02
61	61 180827M3_61	1802490-02 GW1808141240JAY 0.229...	28-Aug-18	05:53:40
62	62 180827M3_62	1802490-03 GW1808151130JAY 0.22975	28-Aug-18	06:04:18
63	63 180827M3_63	1802490-04 GW1808141545JAY 0.230...	28-Aug-18	06:14:52
64	64 180827M3_64	1802490-05 GW1808151305JAY 0.229...	28-Aug-18	06:25:30
65	65 180827M3_65	IPA	28-Aug-18	06:36:02

Vista Analytical Laboratory

Dataset: Untitled

Last Altered: Tuesday, August 28, 2018 15:09:10 Pacific Daylight Time
Printed: Tuesday, August 28, 2018 15:09:45 Pacific Daylight Time

Compound name: PFBA

	#	Name	ID	Acq.Date	Acq.Time
66	66	180827M3_66	ST180827M3-13 PFC CS3 18H1706	28-Aug-18	06:46:41
67	67	180827M3_67	ST180827M3-14 PFC CS0 18H1703	28-Aug-18	06:57:13
68	68	180827M3_68	1802490-06 GW1808151030JAY 0.237...	28-Aug-18	07:07:52
69	69	180827M3_69	1802490-07 GW1808141455JAY 0.233...	28-Aug-18	07:18:25
70	70	180827M3_70	1802490-08 GW1808151410JAY 0.235...	28-Aug-18	07:29:03
71	71	180827M3_71	1802490-09 GW1808151510JAY 0.240...	28-Aug-18	07:39:41
72	72	180827M3_72	1802490-10 GW1808150925JAY 0.228...	28-Aug-18	07:50:14
73	73	180827M3_73	1802490-11 GW1808150925JAYFD 0.2...	28-Aug-18	08:00:52
74	74	180827M3_74	B8H0183-BS1 OPR 0.25	28-Aug-18	08:11:25
75	75	180827M3_75	B8H0183-BLK1 Method Blank 0.25	28-Aug-18	08:22:02
76	76	180827M3_76	1802611-01 WMP1808201340ADB 0.2...	28-Aug-18	08:32:35
77	77	180827M3_77	1802611-02 WMP1808201348ADB 0.2...	28-Aug-18	08:43:13
78	78	180827M3_78	1802611-03 WMP1808201354ADB 0.2...	28-Aug-18	08:53:52
79	79	180827M3_79	1802611-04 WEF1808201400ADB 0.25...	28-Aug-18	09:04:25
80	80	180827M3_80	IPA	28-Aug-18	09:15:04
81	81	180827M3_81	ST180827M3-15 PFC CS3 18H1706	28-Aug-18	09:25:42
82	82	180827M3_82	1802611-05 WMP1808201406ADB 0.2...	28-Aug-18	09:36:15
83	83	180827M3_83	1802611-06 WEF1808201412ADB 0.25...	28-Aug-18	09:46:53
84	84	180827M3_84	B8H0200-BS1 OPR 0.25	28-Aug-18	09:57:31
85	85	180827M3_85	B8H0200-BLK1 Method Blank 0.25	28-Aug-18	10:08:05
86	86	180827M3_86	B8H0200-DUP1 Duplicate 0.24957	28-Aug-18	10:18:43
87	87	180827M3_87	1801808-11RE1 Equipment Rinsate 0....	28-Aug-18	10:29:15
88	88	180827M3_88	1802113-01RE1 DPH-MW-1 0.11414	28-Aug-18	10:39:54
89	89	180827M3_89	1802113-02RE1 Waterra Tubing with F...	28-Aug-18	10:50:27
90	90	180827M3_90	1802113-03RE1 DPH-MW21 0.11703	28-Aug-18	11:01:05
91	91	180827M3_91	1802113-04RE1 DPH-MW3 0.11995	28-Aug-18	11:11:37
92	92	180827M3_92	1802113-05RE1 DPH-MW20D 0.11381	28-Aug-18	11:22:16
93	93	180827M3_93	1802113-06RE1 DPH-MW15D 0.11589	28-Aug-18	11:32:49
94	94	180827M3_94	1802113-07RE1 DPH-MW14 0.11775	28-Aug-18	11:43:27
95	95	180827M3_95	IPA	28-Aug-18	11:54:00
96	96	180827M3_96	ST180827M3-16 PFC CS3 18H1706	28-Aug-18	12:04:39
97	97	180827M3_97	1802113-08RE1 DPH-MW22 0.10538	28-Aug-18	12:15:12
98	98	180827M3_98	1802113-09RE1 DPH-MW6 0.11627	28-Aug-18	12:25:50
99	99	180827M3_99	1802113-10RE1 DPH-MW5 0.10658	28-Aug-18	12:36:23

Dataset: Untitled

Last Altered: Tuesday, August 28, 2018 15:09:10 Pacific Daylight Time
Printed: Tuesday, August 28, 2018 15:09:45 Pacific Daylight Time

Compound name: PFBA

	#	Name	ID	Acq Date	Acq Time
100	1...	180827M3_100	1802113-11RE1 DPH-MW12D 0.11228	28-Aug-18	12:47:01
101	1...	180827M3_101	1802113-12RE1 DPH-MW7-17 0.10997	28-Aug-18	12:57:35
102	1...	180827M3_102	1802468-01 REEPDW1246 0.1194	28-Aug-18	13:08:13
103	1...	180827M3_103	1802468-02 REEPDW1255 0.11963	28-Aug-18	13:18:47
104	1...	180827M3_104	1802469-01 REEPDW1246FRB 0.12088	28-Aug-18	13:29:25
105	1...	180827M3_105	1802469-02 REEPDW1255FRB 0.12182	28-Aug-18	13:39:58
106	1...	180827M3_106	IPA	28-Aug-18	13:50:36
107	1...	180827M3_107	ST180827M3-17 PFC CS3 18H1706	28-Aug-18	14:01:08

Dataset: Z:\Projects\PFAS.PRO\Results\180827M3\180827M3-81.qld

Last Altered: Tuesday, August 28, 2018 12:39:39 Pacific Daylight Time
Printed: Tuesday, August 28, 2018 13:24:23 Pacific Daylight Time

Method: F:\Projects\PFAS.PRO\MethDB\PFAS_FULL_80C_082718_B.mdb 28 Aug 2018 10:44:43
Calibration: F:\Projects\PFAS.PRO\CurveDB\C18_VAL-PFAS_Q4_08-27-18.cdb 28 Aug 2018 10:38:34

Name: 180827M3_81, Date: 28-Aug-2018, Time: 09:25:42, ID: ST180827M3-15 PFC CS3 18H1706, Description: PFC CS3 18H1706

PFBA

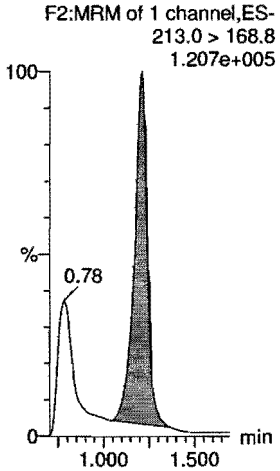

PFPeA

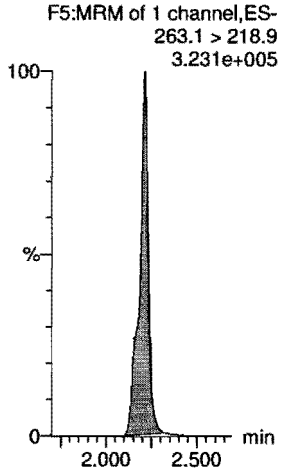

PFBS

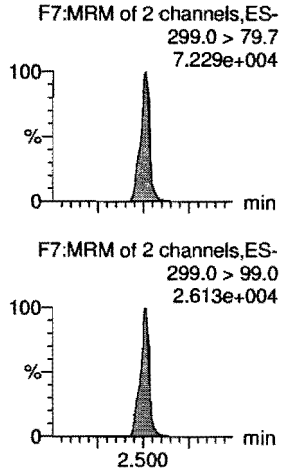

4:2 FTS

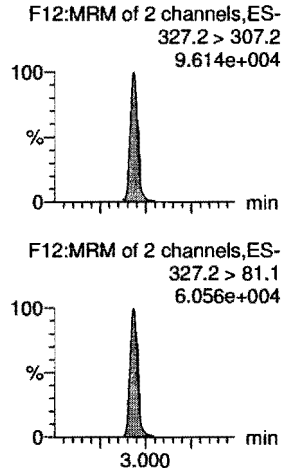

PFHxA

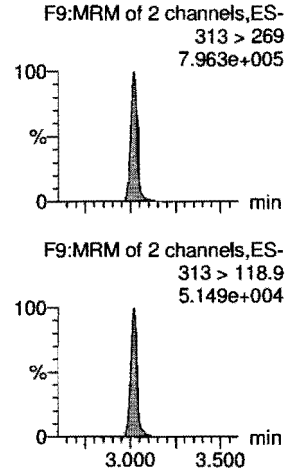

PFPeS

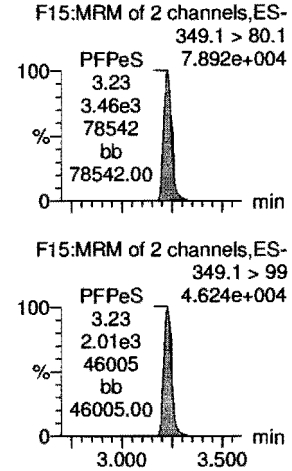

13C3-PFBA

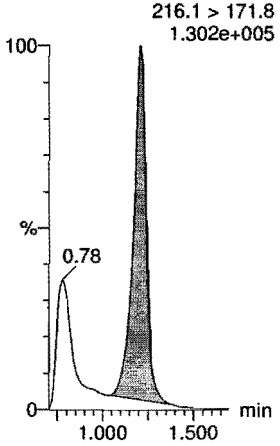

13C3-PFPeA

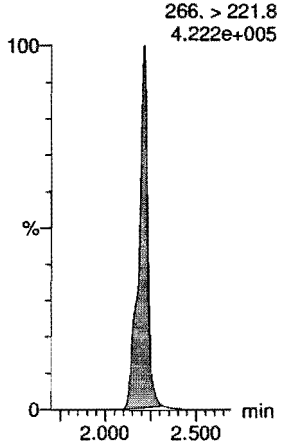

13C3-PFBS

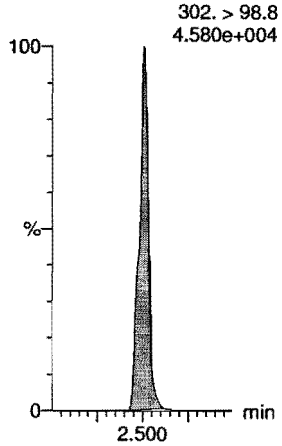

13C2-4:2 FTS

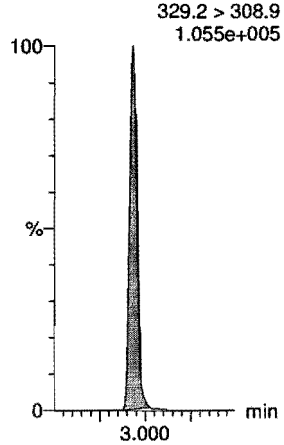

13C2-PFHxA

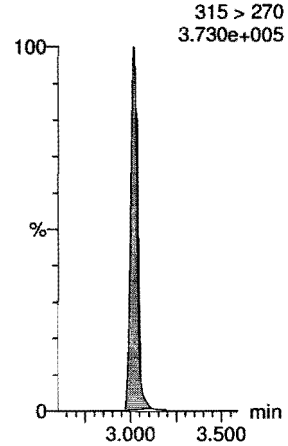

13C3-PFBS

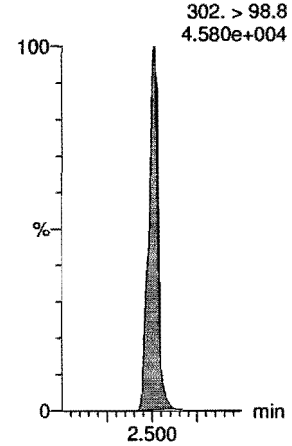

Dataset: Z:\Projects\PFAS.PRO\Results\180827M3\180827M3-81.qld

Last Altered: Tuesday, August 28, 2018 12:39:39 Pacific Daylight Time
Printed: Tuesday, August 28, 2018 13:24:23 Pacific Daylight Time

Name: 180827M3_81, Date: 28-Aug-2018, Time: 09:25:42, ID: ST180827M3-15 PFC CS3 18H1706, Description: PFC CS3 18H1706

6:2 FTS

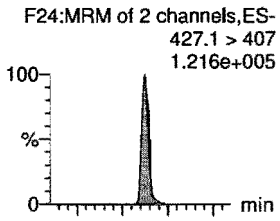

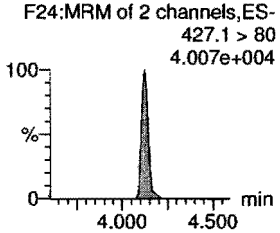

PFHpA

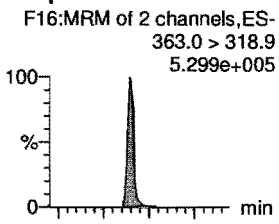

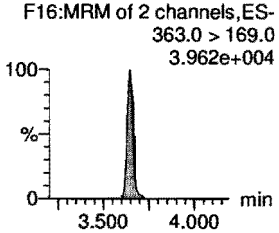

L-PFHxS

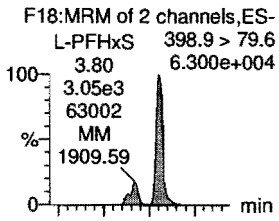

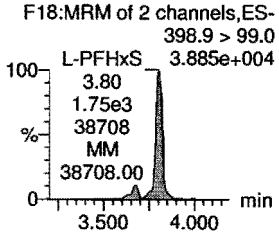

L-PFOA

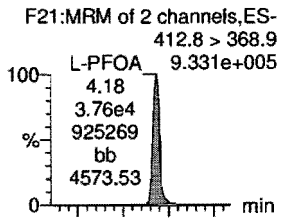

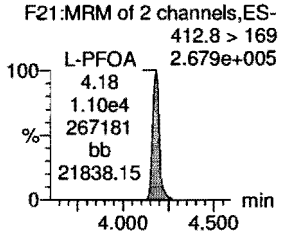

PFHpS

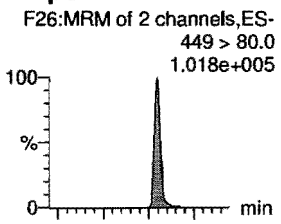

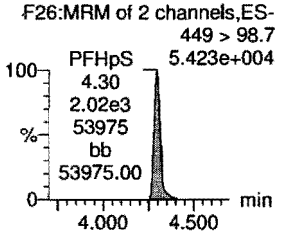

PFNA

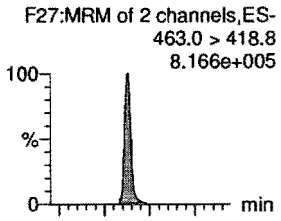

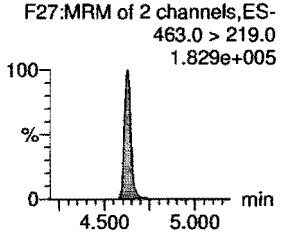

13C2-6:2 FTS

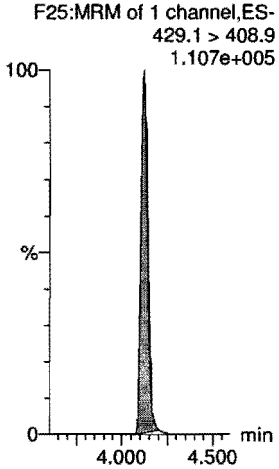

13C4-PFHpA

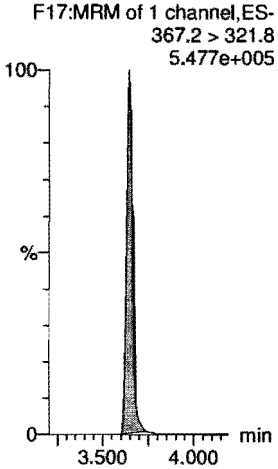

18O2-PFHxS

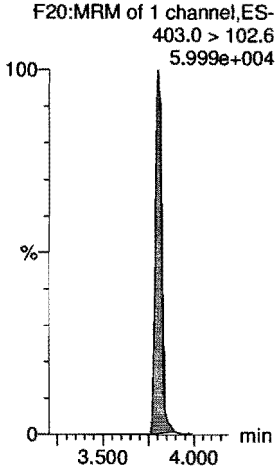

13C2-PFOA

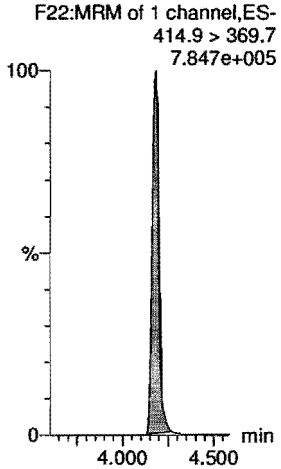

13C8-PFOS

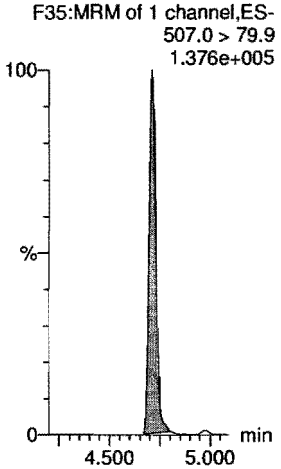

13C5-PFNA



Dataset: Z:\Projects\PFAS.PRO\Results\180827M3\180827M3-81.qld

Last Altered: Tuesday, August 28, 2018 12:39:39 Pacific Daylight Time
Printed: Tuesday, August 28, 2018 13:24:23 Pacific Daylight Time

Name: 180827M3_81, Date: 28-Aug-2018, Time: 09:25:42, ID: ST180827M3-15 PFC CS3 18H1706, Description: PFC CS3 18H1706

PFOSA

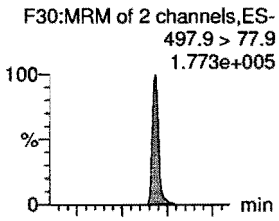

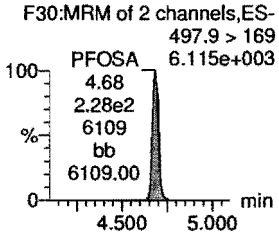

L-PFOS

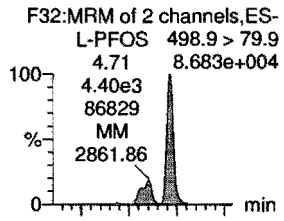

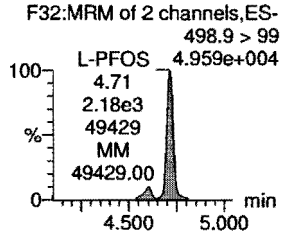

PFDA

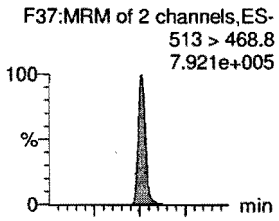

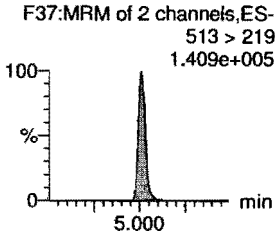

8:2 FTS

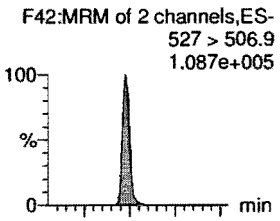

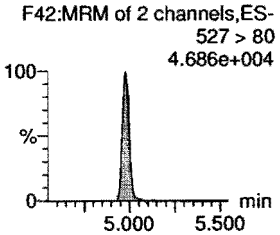

PFNS

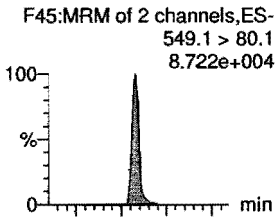

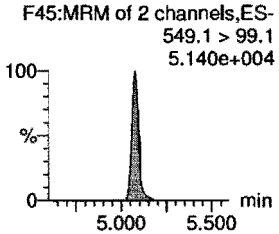

L-MeFOSAA

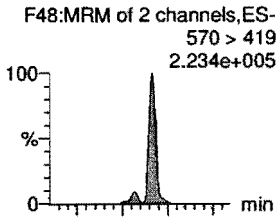

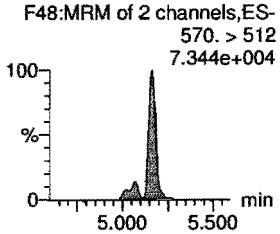

13C8-PFOSA

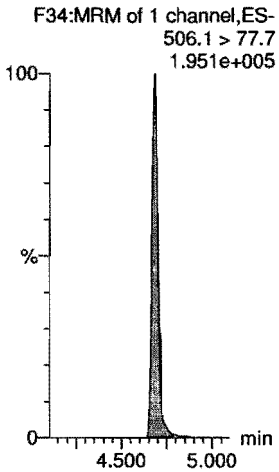

13C8-PFOS

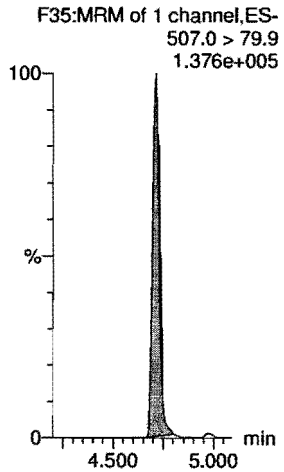

13C2-PFDA

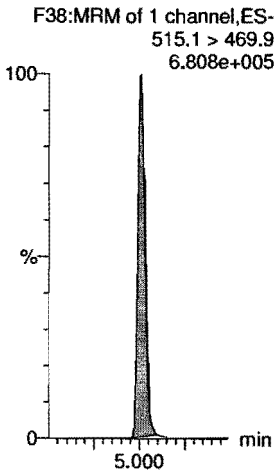

13C2-8:2 FTS

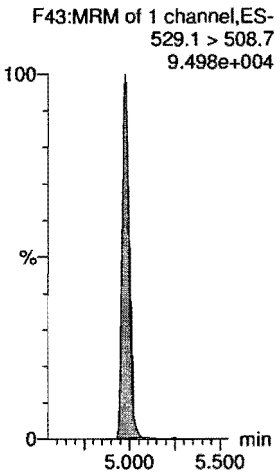

13C8-PFOS

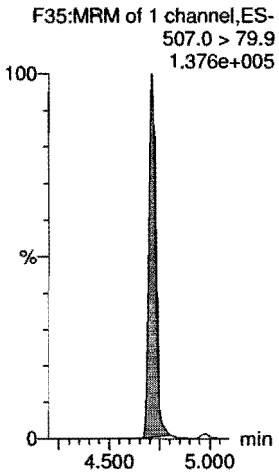

d3-N-MeFOSAA

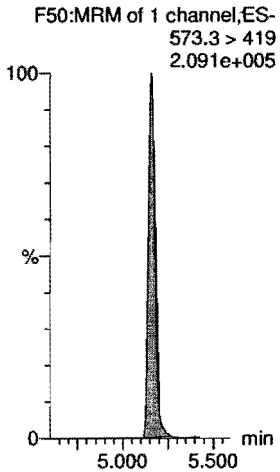

Dataset: Z:\Projects\PFAS.PRO\Results\180827M3\180827M3-81.qld

Last Altered: Tuesday, August 28, 2018 12:39:39 Pacific Daylight Time
Printed: Tuesday, August 28, 2018 13:24:23 Pacific Daylight Time

Name: 180827M3_81, Date: 28-Aug-2018, Time: 09:25:42, ID: ST180827M3-15 PFC CS3 18H1706, Description: PFC CS3 18H1706

L-EtFOSAA

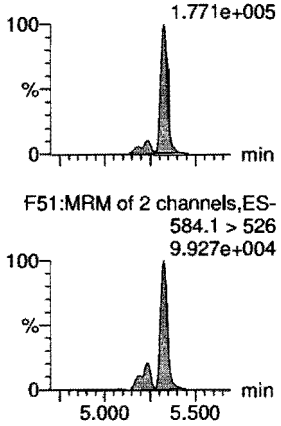

PFDoA

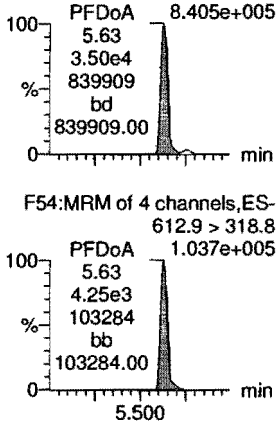

PFDS

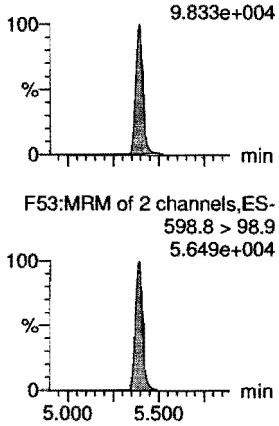

PFUdA

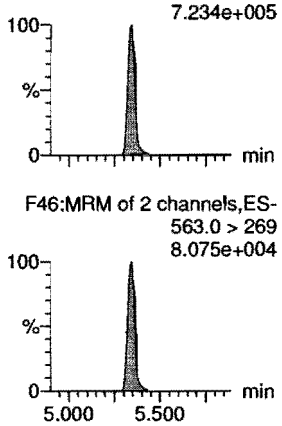

N-MeFOSA

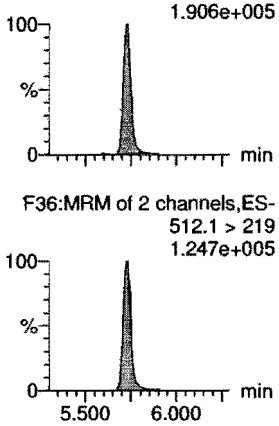

PFTrDA

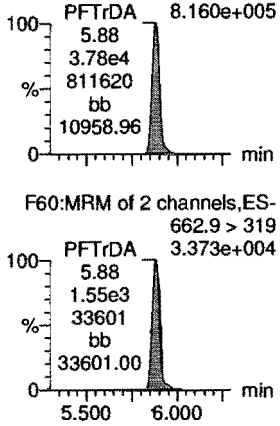

d5-N-EtFOSAA

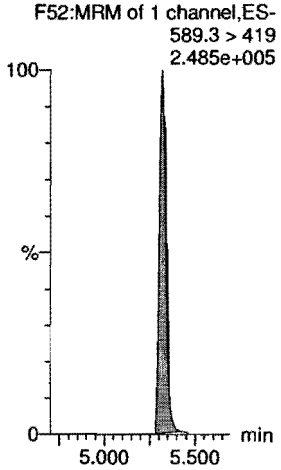

13C2-PFDoA

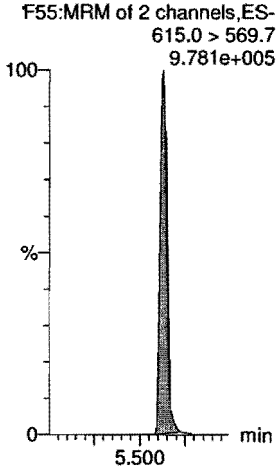

13C8-PFOS

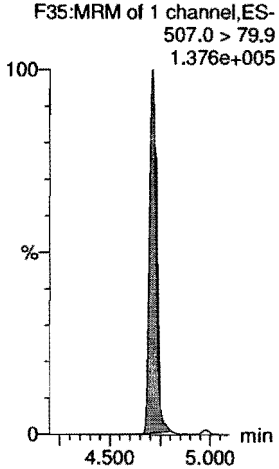

13C2-PFUdA

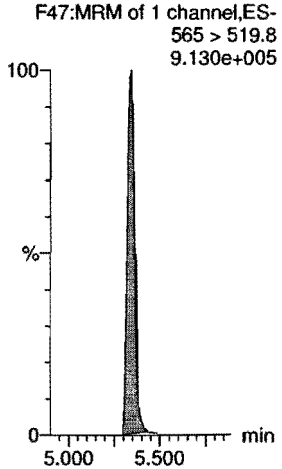

d3-N-MeFOSA

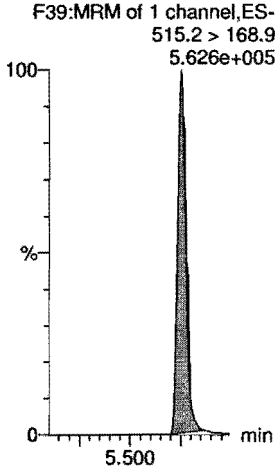

13C2-PFDoA

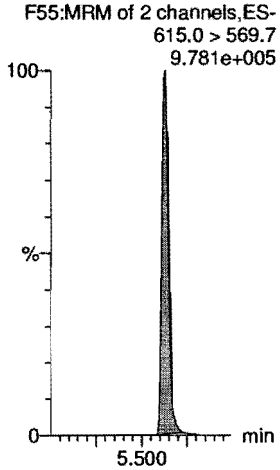

Dataset: Z:\Projects\PFAS.PRO\Results\180827M3\180827M3-81.qld

Last Altered: Tuesday, August 28, 2018 12:39:39 Pacific Daylight Time
Printed: Tuesday, August 28, 2018 13:24:23 Pacific Daylight Time

Name: 180827M3_81, Date: 28-Aug-2018, Time: 09:25:42, ID: ST180827M3-15 PFC CS3 18H1706, Description: PFC CS3 18H1706

PFTeDA

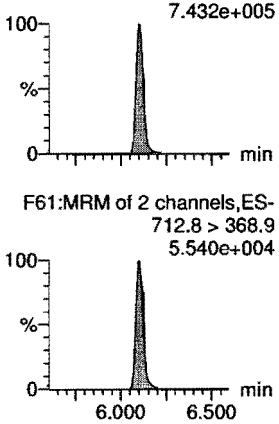

N-EtFOSA

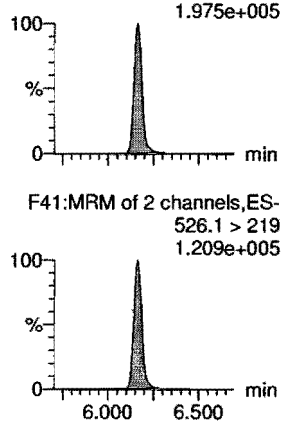

PFHxDA

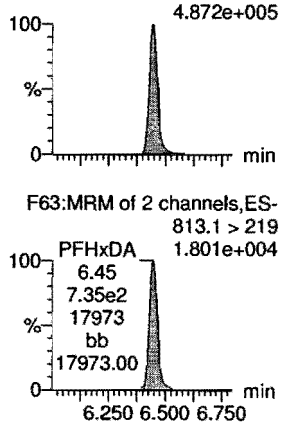

PFODA

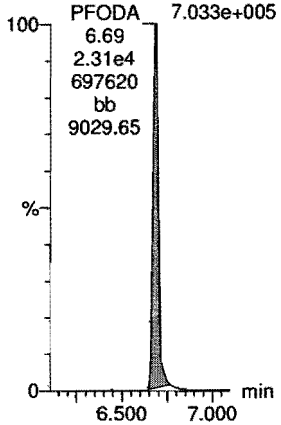

N-MeFOSE

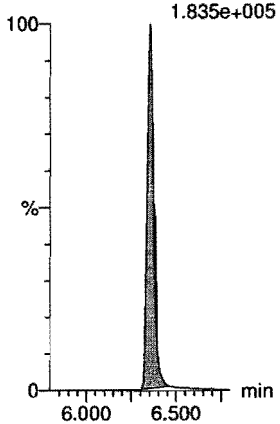

N-EtFOSE



13C2-PFTeDA

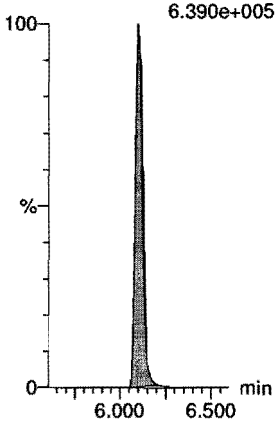

d5-N-ETFOSA

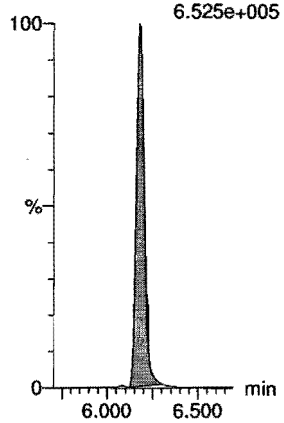

13C2-PFHxDA

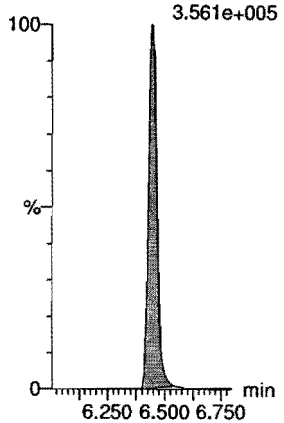

13C2-PFHxDA

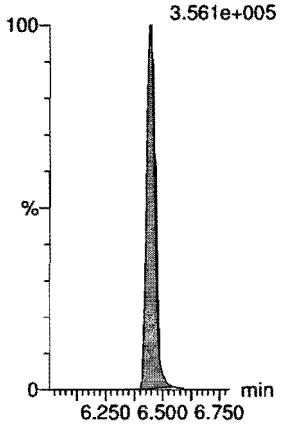

d7-N-MeFOSE

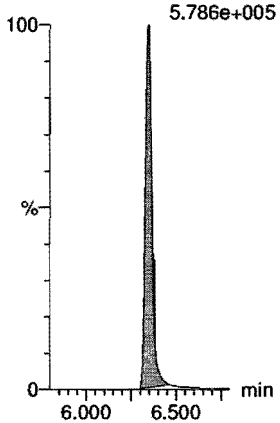

d9-N-EtFOSE

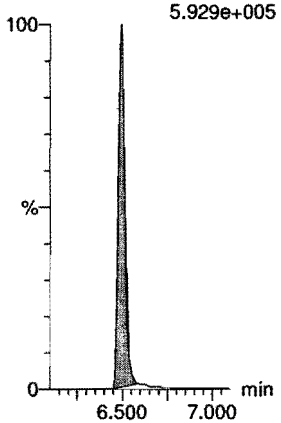

Dataset: Z:\Projects\PFAS.PRO\Results\180827M3\180827M3-81.qld

Last Altered: Tuesday, August 28, 2018 12:39:39 Pacific Daylight Time
Printed: Tuesday, August 28, 2018 13:24:23 Pacific Daylight Time

Name: 180827M3_81, Date: 28-Aug-2018, Time: 09:25:42, ID: ST180827M3-15 PFC CS3 18H1706, Description: PFC CS3 18H1706

13C4-PFBA
F4:MRM of 1 channel,ES-
217. > 172
1.648e+005

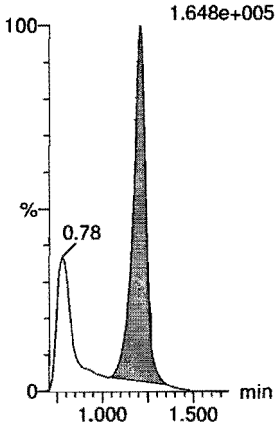

13C5-PFHxA
F11:MRM of 1 channel,ES-
318 > 272.9
9.976e+005

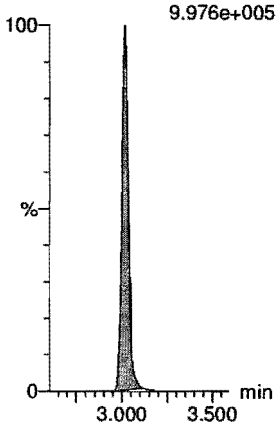

13C3-PFHxS
F19:MRM of 1 channel,ES-
401.8 > 79.9
1.174e+005

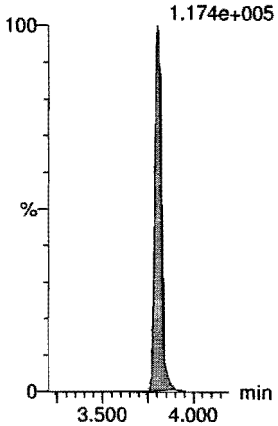

13C8-PFOA
F23:MRM of 1 channel,ES-
420.9 > 376
1.100e+006

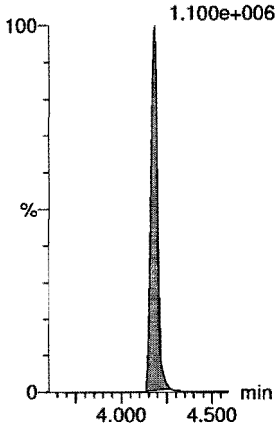

13C9-PFNA
F29:MRM of 1 channel,ES-
472.2 > 426.9
9.741e+005

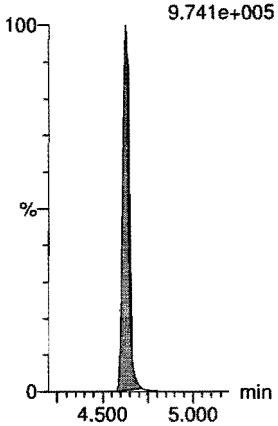

13C4-PFOS
F33:MRM of 1 channel,ES-
503 > 79.9
1.275e+005

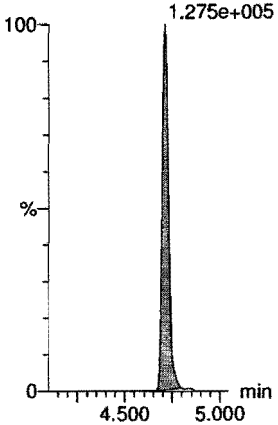

13C6-PFDA
F40:MRM of 1 channel,ES-
519.1 > 473.7
8.351e+005

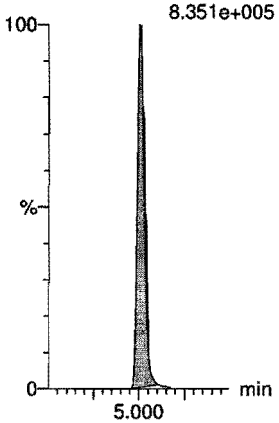

13C7-PFUdA
F49:MRM of 1 channel,ES-
570.1 > 524.8
1.021e+006

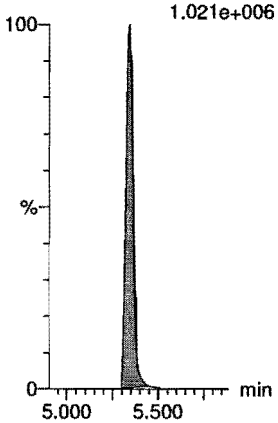

Vista Analytical Laboratory

Dataset: Z:\Projects\PFAS.PRO\Results\180827M3\180827M3-96.qld

Last Altered: Tuesday, August 28, 2018 12:41:26 Pacific Daylight Time
Printed: Tuesday, August 28, 2018 13:28:25 Pacific Daylight Time

√AD 8/28/18

MJT 8/28/18

Name: 180827M3_96, Date: 28-Aug-2018, Time: 12:04:39, ID: ST180827M3-16 PFC CS3 18H1706, Description: PFC CS3 18H1706

	#	Name	Trace	Area	IS Area	wt/vol	RT	Response	Conc.	%Rec	Recovery...	Ion Ratio	Ratio Out?
1	1	PFBA	213.0 > 168.8	9936.785	10508.758	1.00	1.21	11.820	9.2	91.7	NO		
2	2	PFPeA	263.1 > 218.9	18224.186	23743.408	1.00	2.21	9.594	9.3	93.1	NO		
3	3	PFBS	299.0 > 79.7	4040.050	2652.597	1.00	2.51	19.038	8.8	88.5	NO	2.833	NO
4	4	4:2 FTS	327.2>307.2	4504.893	4710.029	1.00	2.93	11.956	10.1	100.5	NO	1.661	NO
5	5	PFHxA	313 > 269	32827.352	15236.146	1.00	3.02	10.773	9.8	97.8	NO	15.636	NO
6	6	PFPeS	349.1>80.1	3611.557	2652.597	1.00	3.23	17.019	9.3	93.3	NO	1.711	NO
7	36	13C3-PFBA	216.1 > 171.8	10508.758	13422.616	1.00	1.21	9.786	12.6	100.7	NO		
8	37	13C3-PFPeA	266. > 221.8	23743.408	41543.035	1.00	2.22	7.144	12.3	98.4	NO		
9	38	13C3-PFBS	302. > 98.8	2652.597	41543.035	1.00	2.51	0.798	12.8	102.4	NO		
10	39	13C2-4:2 FTS	329.2>308.9	4710.029	41543.035	1.00	2.93	1.417	12.4	99.5	NO		
11	40	13C2-PFHxA	315 > 270	15236.146	41543.035	1.00	3.02	4.584	4.9	98.1	NO		
12	38	13C3-PFBS	302. > 98.8	2652.597	41543.035	1.00	2.51	0.798	12.8	102.4	NO		
13	-1												
14	10	6:2 FTS	427.1 > 407	5185.646	4733.237	1.00	4.12	13.695	10.6	106.1	NO	2.797	NO
15	7	PFHpA	363.0 > 318.9	19533.895	20732.270	1.00	3.64	11.777	9.3	92.5	NO	13.833	NO
16	8	L-PFHxS	398.9 > 79.6	3198.622	2214.414	1.00	3.80	18.056	9.8	98.1	NO	1.773	NO
17	11	L-PFOA	412.8 > 368.9	37258.563	34028.133	1.00	4.18	13.687	9.1	91.0	NO	3.284	NO
18	13	PFHpS	449 > 80.0	3735.329	5348.112	1.00	4.30	8.730	9.5	95.4	NO	1.746	NO
19	14	PFNA	463.0 > 418.8	32044.291	35378.766	1.00	4.62	11.322	9.0	90.0	NO	4.525	NO
20	43	13C2-6:2 FTS	429.1 > 408.9	4733.237	46665.211	1.00	4.12	1.268	12.5	99.9	NO		
21	41	13C4-PFHpA	367.2 > 321.8	20732.270	41543.035	1.00	3.64	6.238	12.8	102.3	NO		
22	42	18O2-PFHxS	403.0 > 102.6	2214.414	4754.309	1.00	3.80	5.822	12.3	98.1	NO		
23	44	13C2-PFOA	414.9 > 369.7	34028.133	46665.211	1.00	4.18	9.115	12.5	100.0	NO		
24	47	13C8-PFOS	507.0 > 79.9	5348.112	5130.898	1.00	4.71	13.029	12.2	97.8	NO		
25	45	13C5-PFNA	468.2 > 422.9	35378.766	35741.750	1.00	4.62	12.373	12.8	102.4	NO		
26	-1												
27	15	PFOSA	497.9 > 77.9	6691.393	7545.909	1.00	4.68	11.084	9.5	95.3	NO	28.146	NO
28	16	L-PFOS	498.9 > 79.9	4576.505	5348.112	1.00	4.71	10.697	9.8	98.2	NO	2.064	NO
29	18	PFDA	513 > 468.8	35478.387	31891.670	1.00	5.01	13.906	9.4	94.0	NO	5.729	NO
30	19	8:2 FTS	527 > 506.9	4314.338	4316.066	1.00	4.98	12.495	9.8	97.9	NO	2.096	NO
31	20	PFNS	549.1 > 80.1	3880.203	5348.112	1.00	5.07	9.069	10.0	99.9	NO	1.770	NO
32	21	L-MeFOSAA	570 > 419	10642.134	8789.640	1.00	5.16	15.134	9.9	98.5	NO	2.874	NO
33	46	13C8-PFOSA	506.1 > 77.7	7545.909	45435.402	1.00	4.69	2.076	12.5	99.8	NO		
34	47	13C8-PFOS	507.0 > 79.9	5348.112	5130.898	1.00	4.71	13.029	12.2	97.8	NO		
35	48	13C2-PFDA	515.1 > 469.9	31891.670	39376.234	1.00	5.01	10.124	12.3	98.7	NO		
36	49	13C2-8:2 FTS	529.1 > 508.7	4316.066	46665.211	1.00	4.98	1.156	12.3	98.7	NO		

Dataset: Z:\Projects\PFAS.PRO\Results\180827M3\180827M3-96.qld

Last Altered: Tuesday, August 28, 2018 12:41:26 Pacific Daylight Time
Printed: Tuesday, August 28, 2018 13:28:25 Pacific Daylight Time

Name: 180827M3_96, Date: 28-Aug-2018, Time: 12:04:39, ID: ST180827M3-16 PFC CS3 18H1706, Description: PFC CS3 18H1706

	#	Name	Trace	Area	IS Area	wt/vol	RT	Response	Conc.	%Rec	Recovery ...	Ion Ratio	Ratio Out?
37	47	13C8-PFOS	507.0 > 79.9	5348.112	5130.898	1.00	4.71	13.029	12.2	97.8	NO		
38	50	d3-N-MeFOSAA	573.3 > 419	8789.640	45435.402	1.00	5.16	2.418	12.7	101.9	NO		
39	-1												
40	23	L-EtFOSAA	584.1 > 419	8909.902	10631.641	1.00	5.33	10.476	8.8	88.3	NO	1.495	NO
41	27	PFDoA	612.9 > 569.0	36540.105	41632.469	1.00	5.63	10.971	9.6	95.8	NO	8.784	NO
42	26	PFDS	598.8 > 79.9	4378.452	5348.112	1.00	5.39	10.234	9.3	92.8	NO	1.689	NO
43	25	PFUdA	563.0 > 518.9	31821.527	41803.383	1.00	5.34	9.515	10.0	100.0	NO	9.476	NO
44	28	N-MeFOSA	512.1 > 168.9	8879.090	27943.090	1.00	5.73	47.663	47.9	95.8	NO	1.490	NO
45	29	PFTrDA	662.9 > 618.9	38817.438	41632.469	1.00	5.88	11.655	9.4	94.5	NO	24.101	NO
46	52	d5-N-EtFOSAA	589.3 > 419	10631.641	45435.402	1.00	5.32	2.925	13.3	106.7	NO		
47	53	13C2-PFDoA	615.0 > 569.7	41632.469	39376.234	1.00	5.63	13.216	12.1	97.0	NO		
48	47	13C8-PFOS	507.0 > 79.9	5348.112	5130.898	1.00	4.71	13.029	12.2	97.8	NO		
49	51	13C2-PFUdA	565 > 519.8	41803.383	45435.402	1.00	5.34	11.501	12.6	100.9	NO		
50	54	d3-N-MeFOSA	515.2 > 168.9	27943.090	45435.402	1.00	5.75	7.688	143.5	95.7	NO		
51	53	13C2-PFDoA	615.0 > 569.7	41632.469	39376.234	1.00	5.63	13.216	12.1	97.0	NO		
52	-1												
53	30	PFTeDA	712.8 > 669.0	34310.570	29826.043	1.00	6.10	14.379	10.0	100.4	NO	12.593	NO
54	31	N-EtFOSA	526.1 > 168.9	9653.476	32148.250	1.00	6.16	45.042	47.8	95.6	NO	1.572	NO
55	32	PFHxDA	813.1 > 768.6	21281.740	15156.398	1.00	6.45	7.021	9.0	90.3	NO	29.183	NO
56	33	PFODA	913.1 > 868.8	25734.961	15156.398	1.00	6.69	8.490	9.6	95.8	NO		
57	34	N-MeFOSE	616.1 > 58.9	7906.007	24696.471	1.00	6.35	48.019	46.4	92.8	NO		
58	35	N-EtFOSE	630.1 > 58.9	9239.063	24398.607	1.00	6.51	56.801	46.3	92.6	NO		
59	55	13C2-PFTeDA	714.8 > 669.6	29826.043	45435.402	1.00	6.10	8.206	11.8	94.7	NO		
60	56	d5-N-ETFOSA	531.1 > 168.9	32148.250	45435.402	1.00	6.18	8.844	144.3	96.2	NO		
61	57	13C2-PFHxDA	815 > 769.7	15156.398	45435.402	1.00	6.44	4.170	4.8	95.7	NO		
62	57	13C2-PFHxDA	815 > 769.7	15156.398	45435.402	1.00	6.44	4.170	4.8	95.7	NO		
63	58	d7-N-MeFOSE	623.1 > 58.9	24696.471	45435.402	1.00	6.35	6.794	134.8	89.8	NO		
64	59	d9-N-EtFOSE	639.2 > 58.8	24398.607	45435.402	1.00	6.50	6.712	135.0	90.0	NO		
65	-1												
66	60	13C4-PFBA	217. > 172	13422.616	13422.616	1.00	1.21	12.500	12.5	100.0	NO		
67	61	13C5-PFHxA	318 > 272.9	41543.035	41543.035	1.00	3.02	12.500	12.5	100.0	NO		
68	62	13C3-PFHxS	401.8 > 79.9	4754.309	4754.309	1.00	3.80	12.500	12.5	100.0	NO		
69	63	13C8-PFOA	420.9 > 376	46665.211	46665.211	1.00	4.18	12.500	12.5	100.0	NO		
70	64	13C9-PFNA	472.2 > 426.9	35741.750	35741.750	1.00	4.62	12.500	12.5	100.0	NO		
71	65	13C4-PFOS	503 > 79.9	5130.898	5130.898	1.00	4.71	12.500	12.5	100.0	NO		
72	66	13C6-PFDA	519.1 > 473.7	39376.234	39376.234	1.00	5.01	12.500	12.5	100.0	NO		

Dataset: Z:\Projects\PFAS.PRO\Results\180827M3\180827M3-96.qld

Last Altered: Tuesday, August 28, 2018 12:41:26 Pacific Daylight Time
Printed: Tuesday, August 28, 2018 13:28:25 Pacific Daylight Time

Name: 180827M3_96, Date: 28-Aug-2018, Time: 12:04:39, ID: ST180827M3-16 PFC CS3 18H1706, Description: PFC CS3 18H1706

	#	Name	Trace	Area	IS Area	wt/vol	RT	Response	Conc.	%Rec	Recovery...	Ion Ratio	Ratio Out?
73	67	13C7-PFUdA	570.1 > 524.8	45435.402	45435.402	1.00	5.34	12.500	12.5	100.0	NO		

Quantify Compound Summary Report **MassLynx MassLynx V4.1 SCN945 SCN960**
Vista Analytical Laboratory

Dataset: Untitled

Last Altered: Tuesday, August 28, 2018 15:09:10 Pacific Daylight Time
Printed: Tuesday, August 28, 2018 15:09:45 Pacific Daylight Time

Method: F:\Projects\PFAS.PRO\MethDB\PFAS_FULL_80C_082718_B.mdb 28 Aug 2018 13:28:38
Calibration: F:\Projects\PFAS.PRO\CurveDB\C18_VAL-PFAS_Q4_08-27-18.cdb 28 Aug 2018 10:38:34

Compound name: PFBA

	#	Name	ID	Acq.Date	Acq.Time
1	1	180827M3_1	IPA	27-Aug-18	19:03:25
2	2	180827M3_2	ST180827M3-1 PFC CS-2 18H1701	27-Aug-18	19:28:28
3	3	180827M3_3	ST180827M3-2 PFC CS-1 18H1702	27-Aug-18	19:39:04
4	4	180827M3_4	ST180827M3-3 PFC CS0 18H1703	27-Aug-18	19:49:36
5	5	180827M3_5	ST180827M3-4 PFC CS1 18H1704	27-Aug-18	20:00:15
6	6	180827M3_6	ST180827M3-5 PFC CS2 18H1705	27-Aug-18	20:10:47
7	7	180827M3_7	ST180827M3-6 PFC CS3 18H1706	27-Aug-18	20:21:26
8	8	180827M3_8	ST180827M3-7 PFC CS4 18H1707	27-Aug-18	20:31:58
9	9	180827M3_9	ST180827M3-8 PFC CS5 18H1708	27-Aug-18	20:42:37
10	10	180827M3_10	ST180827M3-7 PFC CS6 18H1709	27-Aug-18	20:53:15
11	11	180827M3_11	ST180827M3-8 PFC CS7 18H1710	27-Aug-18	21:03:48
12	12	180827M3_12	IPA	27-Aug-18	21:14:27
13	13	180827M3_13	ICV180827M3-1 PFC 537 ICV 18H1711	27-Aug-18	21:25:00
14	14	180827M3_14	B8H0118-BLK1 Method Blank 1	27-Aug-18	21:35:38
15	15	180827M3_15	B8H0118-BS2 OPR 1	27-Aug-18	21:46:11
16	16	180827M3_16	B8H0118-BS3 OPR 1	27-Aug-18	21:56:49
17	17	180827M3_17	B8H0118-BS4 OPR 1	27-Aug-18	22:07:22
18	18	180827M3_18	B8H0118-BS5 OPR 1	27-Aug-18	22:18:01
19	19	180827M3_19	B8H0121-BS1 OPR 0.125	27-Aug-18	22:28:33
20	20	180827M3_20	B8H0121-BLK1 Method Blank 0.125	27-Aug-18	22:39:12
21	21	180827M3_21	B8H0121-MS1 Matrix Spike 0.12057	27-Aug-18	22:49:45
22	22	180827M3_22	B8H0121-MSD1 Matrix Spike Dup 0.1185	27-Aug-18	23:00:23
23	23	180827M3_23	1802442-01 REEPDW1247 0.12089	27-Aug-18	23:10:57
24	24	180827M3_24	1802442-02 REEPDW1248 0.12123	27-Aug-18	23:21:35
25	25	180827M3_25	1802442-03 REEPDW1249 0.12044	27-Aug-18	23:32:09
26	26	180827M3_26	1802442-04 REEPDW1250 0.11945	27-Aug-18	23:42:47
27	27	180827M3_27	1802442-05 REEPDW573 0.11815	27-Aug-18	23:53:26
28	28	180827M3_28	1802442-06 REEPDW1251 0.11967	28-Aug-18	00:03:59
29	29	180827M3_29	1802442-07 REEPDW1252 0.11774	28-Aug-18	00:14:37
30	30	180827M3_30	1802442-08 REEPDW1253 0.12083	28-Aug-18	00:25:10
31	31	180827M3_31	1802442-09 REEPDW1254 0.11728	28-Aug-18	00:35:48

Dataset: Untitled

Last Altered: Tuesday, August 28, 2018 15:09:10 Pacific Daylight Time
Printed: Tuesday, August 28, 2018 15:09:45 Pacific Daylight Time

Compound name: PFBA

	#	Name	ID	Acq.Date	Acq.Time
32	32	180827M3_32	1802442-10 REEPDW1256 0.11621	28-Aug-18	00:46:22
33	33	180827M3_33	IPA	28-Aug-18	00:56:52
34	34	180827M3_34	ST180827M3-11 PFC CS3 18H1706	28-Aug-18	01:07:31
35	35	180827M3_35	1802442-11 REEPDW1257 0.11628	28-Aug-18	01:18:09
36	36	180827M3_36	1802442-12 REEPDW1258 0.11478	28-Aug-18	01:28:41
37	37	180827M3_37	1802442-13 REEPDW1259 0.11737	28-Aug-18	01:39:20
38	38	180827M3_38	1802442-14 REEPDW1260 0.1146	28-Aug-18	01:49:58
39	39	180827M3_39	1802442-15 REEPDW574 0.11939	28-Aug-18	02:00:30
40	40	180827M3_40	1802442-16 REEPDW1261 0.11925	28-Aug-18	02:11:09
41	41	180827M3_41	1802442-17 REEPDW1262 0.11829	28-Aug-18	02:21:41
42	42	180827M3_42	1802442-18 REEPDW1263 0.11701	28-Aug-18	02:32:19
43	43	180827M3_43	1802442-19 REEPDW1264 0.11669	28-Aug-18	02:42:53
44	44	180827M3_44	B8H0132-BS1 OPR 1	28-Aug-18	02:53:31
45	45	180827M3_45	B8H0132-BLK1 Method Blank 1	28-Aug-18	03:04:04
46	46	180827M3_46	1801958-01 PFAS in Soil 1.01	28-Aug-18	03:14:41
47	47	180827M3_47	IPA	28-Aug-18	03:25:15
48	48	180827M3_48	ST180827M3-12 PFC CS3 18H1706	28-Aug-18	03:35:53
49	49	180827M3_49	B8H0138-BS1 OPR 0.25	28-Aug-18	03:46:27
50	50	180827M3_50	B8H0138-BLK1 Method Blank 0.25	28-Aug-18	03:57:05
51	51	180827M3_51	B8H0138-MS1 Matrix Spike 0.23142	28-Aug-18	04:07:38
52	52	180827M3_52	B8H0138-MSD1 Matrix Spike Dup 0.23...	28-Aug-18	04:18:16
53	53	180827M3_53	B8H0138-MS2 Matrix Spike 0.24432	28-Aug-18	04:28:49
54	54	180827M3_54	B8H0138-MSD2 Matrix Spike Dup 0.2379	28-Aug-18	04:39:27
55	55	180827M3_55	1802413-01 01-02-5506CLA 0.11317	28-Aug-18	04:50:05
56	56	180827M3_56	1802413-02 01-03-8760GUL 0.10965	28-Aug-18	05:00:38
57	57	180827M3_57	1802432-01 TA-MW-4-EPA 0.23739	28-Aug-18	05:11:17
58	58	180827M3_58	1802432-02 TA-TMW-108-EPA 0.23592	28-Aug-18	05:21:51
59	59	180827M3_59	1802432-03 TA-MW-309D-EPA 0.23653	28-Aug-18	05:32:29
60	60	180827M3_60	1802490-01 GW1808141355JAY 0.237...	28-Aug-18	05:43:02
61	61	180827M3_61	1802490-02 GW1808141240JAY 0.229...	28-Aug-18	05:53:40
62	62	180827M3_62	1802490-03 GW1808151130JAY 0.22975	28-Aug-18	06:04:18
63	63	180827M3_63	1802490-04 GW1808141545JAY 0.230...	28-Aug-18	06:14:52
64	64	180827M3_64	1802490-05 GW1808151305JAY 0.229...	28-Aug-18	06:25:30
65	65	180827M3_65	IPA	28-Aug-18	06:36:02

Dataset: Untitled

Last Altered: Tuesday, August 28, 2018 15:09:10 Pacific Daylight Time
Printed: Tuesday, August 28, 2018 15:09:45 Pacific Daylight Time

Compound name: PFBA

	#	Name	ID	Acq.Date	Acq.Time
66	66	180827M3_66	ST180827M3-13 PFC CS3 18H1706	28-Aug-18	06:46:41
67	67	180827M3_67	ST180827M3-14 PFC CS0 18H1703	28-Aug-18	06:57:13
68	68	180827M3_68	1802490-06 GW1808151030JAY 0.237...	28-Aug-18	07:07:52
69	69	180827M3_69	1802490-07 GW1808141455JAY 0.233...	28-Aug-18	07:18:25
70	70	180827M3_70	1802490-08 GW1808151410JAY 0.235...	28-Aug-18	07:29:03
71	71	180827M3_71	1802490-09 GW1808151510JAY 0.240...	28-Aug-18	07:39:41
72	72	180827M3_72	1802490-10 GW1808150925JAY 0.228...	28-Aug-18	07:50:14
73	73	180827M3_73	1802490-11 GW1808150925JAYFD 0.2...	28-Aug-18	08:00:52
74	74	180827M3_74	B8H0183-BS1 OPR 0.25	28-Aug-18	08:11:25
75	75	180827M3_75	B8H0183-BLK1 Method Blank 0.25	28-Aug-18	08:22:02
76	76	180827M3_76	1802611-01 WMP1808201340ADB 0.2...	28-Aug-18	08:32:35
77	77	180827M3_77	1802611-02 WMP1808201348ADB 0.2...	28-Aug-18	08:43:13
78	78	180827M3_78	1802611-03 WMP1808201354ADB 0.2...	28-Aug-18	08:53:52
79	79	180827M3_79	1802611-04 WEF1808201400ADB 0.25...	28-Aug-18	09:04:25
80	80	180827M3_80	IPA	28-Aug-18	09:15:04
81	81	180827M3_81	ST180827M3-15 PFC CS3 18H1706	28-Aug-18	09:25:42
82	82	180827M3_82	1802611-05 WMP1808201406ADB 0.2...	28-Aug-18	09:36:15
83	83	180827M3_83	1802611-06 WEF1808201412ADB 0.25...	28-Aug-18	09:46:53
84	84	180827M3_84	B8H0200-BS1 OPR 0.25	28-Aug-18	09:57:31
85	85	180827M3_85	B8H0200-BLK1 Method Blank 0.25	28-Aug-18	10:08:05
86	86	180827M3_86	B8H0200-DUP1 Duplicate 0.24957	28-Aug-18	10:18:43
87	87	180827M3_87	1801808-11RE1 Equipment Rinsate 0....	28-Aug-18	10:29:15
88	88	180827M3_88	1802113-01RE1 DPH-MW-1 0.11414	28-Aug-18	10:39:54
89	89	180827M3_89	1802113-02RE1 Waterra Tubing with F...	28-Aug-18	10:50:27
90	90	180827M3_90	1802113-03RE1 DPH-MW21 0.11703	28-Aug-18	11:01:05
91	91	180827M3_91	1802113-04RE1 DPH-MW3 0.11995	28-Aug-18	11:11:37
92	92	180827M3_92	1802113-05RE1 DPH-MW20D 0.11381	28-Aug-18	11:22:16
93	93	180827M3_93	1802113-06RE1 DPH-MW15D 0.11589	28-Aug-18	11:32:49
94	94	180827M3_94	1802113-07RE1 DPH-MW14 0.11775	28-Aug-18	11:43:27
95	95	180827M3_95	IPA	28-Aug-18	11:54:00
96	96	180827M3_96	ST180827M3-16 PFC CS3 18H1706	28-Aug-18	12:04:39
97	97	180827M3_97	1802113-08RE1 DPH-MW22 0.10538	28-Aug-18	12:15:12
98	98	180827M3_98	1802113-09RE1 DPH-MW6 0.11627	28-Aug-18	12:25:50
99	99	180827M3_99	1802113-10RE1 DPH-MW5 0.10658	28-Aug-18	12:36:23

Dataset: Untitled

Last Altered: Tuesday, August 28, 2018 15:09:10 Pacific Daylight Time
Printed: Tuesday, August 28, 2018 15:09:45 Pacific Daylight Time

Compound name: PFBA

	#	Name	ID	Acq Date	Acq Time
100	1...	180827M3_100	1802113-11RE1 DPH-MW12D 0.11228	28-Aug-18	12:47:01
101	1...	180827M3_101	1802113-12RE1 DPH-MW7-17 0.10997	28-Aug-18	12:57:35
102	1...	180827M3_102	1802468-01 REEPDW1246 0.1194	28-Aug-18	13:08:13
103	1...	180827M3_103	1802468-02 REEPDW1255 0.11963	28-Aug-18	13:18:47
104	1...	180827M3_104	1802469-01 REEPDW1246FRB 0.12088	28-Aug-18	13:29:25
105	1...	180827M3_105	1802469-02 REEPDW1255FRB 0.12182	28-Aug-18	13:39:58
106	1...	180827M3_106	IPA	28-Aug-18	13:50:36
107	1...	180827M3_107	ST180827M3-17 PFC CS3 18H1706	28-Aug-18	14:01:08

Vista Analytical Laboratory

Dataset: Z:\Projects\PFAS.PRO\Results\180827M3\180827M3-96.qld

Last Altered: Tuesday, August 28, 2018 12:41:26 Pacific Daylight Time
Printed: Tuesday, August 28, 2018 13:28:25 Pacific Daylight Time

Method: F:\Projects\PFAS.PRO\MethDB\PFAS_FULL_80C_082718_B.mdb 28 Aug 2018 10:44:43
Calibration: F:\Projects\PFAS.PRO\CurveDB\C18_VAL-PFAS_Q4_08-27-18.cdb 28 Aug 2018 10:38:34

Name: 180827M3_96, Date: 28-Aug-2018, Time: 12:04:39, ID: ST180827M3-16 PFC CS3 18H1706, Description: PFC CS3 18H1706

PFBA

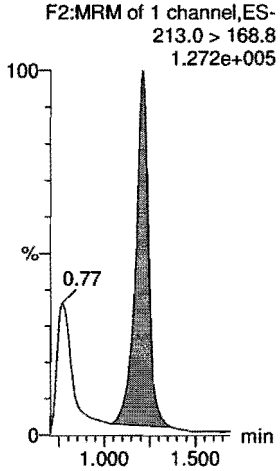

PFPeA

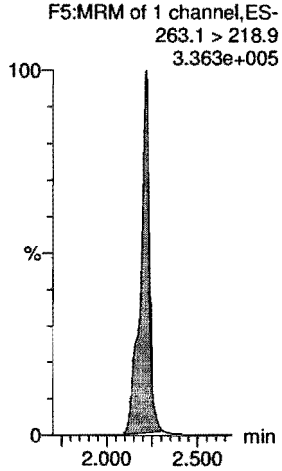

PFBS

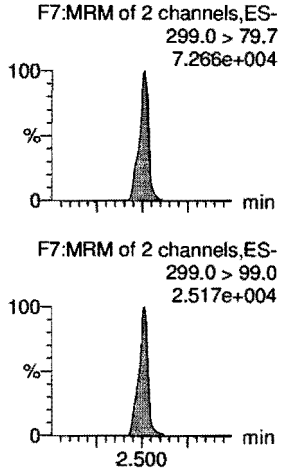

4:2 FTS

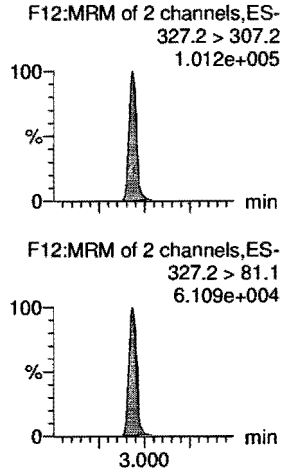

PFHxA

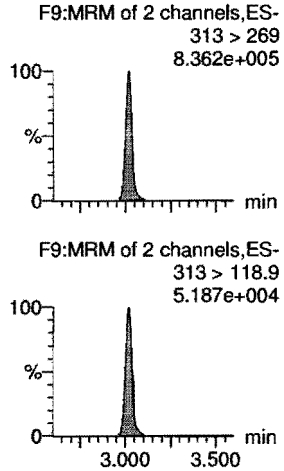

PFPeS

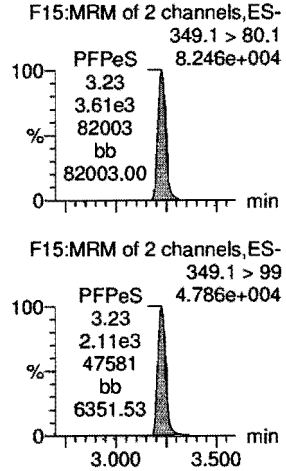

13C3-PFBA

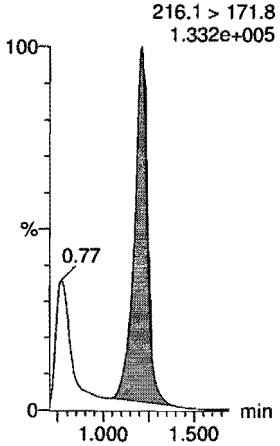

13C3-PFPeA

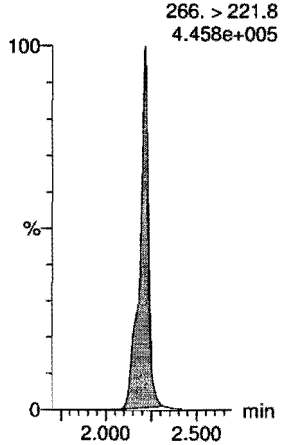

13C3-PFBS

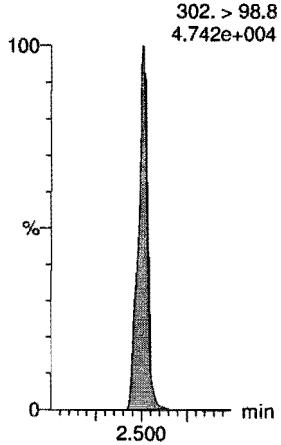

13C2-4:2 FTS

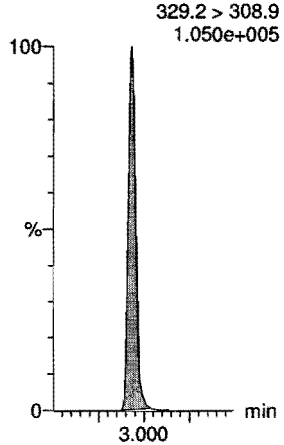

13C2-PFHxA

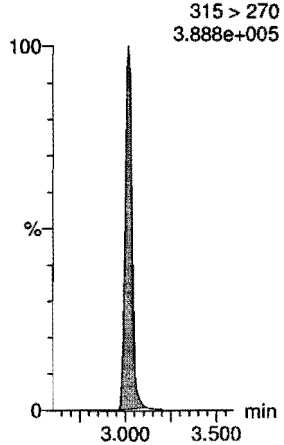

13C3-PFBS

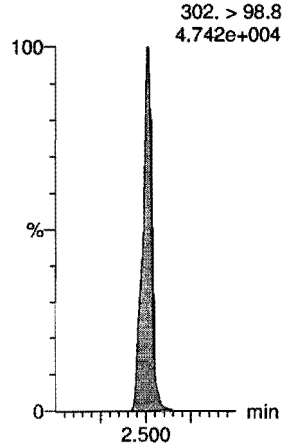

Dataset: Z:\Projects\PFAS.PRO\Results\180827M3\180827M3-96.qld

Last Altered: Tuesday, August 28, 2018 12:41:26 Pacific Daylight Time
Printed: Tuesday, August 28, 2018 13:28:25 Pacific Daylight Time

Name: 180827M3_96, Date: 28-Aug-2018, Time: 12:04:39, ID: ST180827M3-16 PFC CS3 18H1706, Description: PFC CS3 18H1706

6:2 FTS

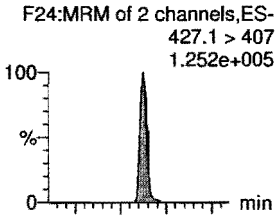

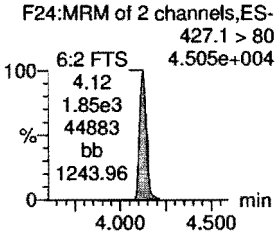

PFHpA

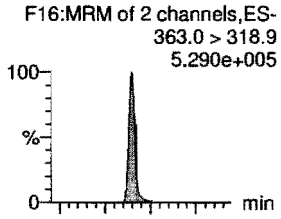

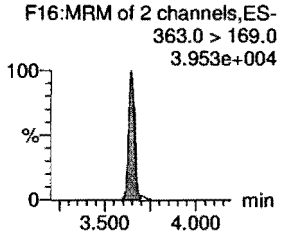

L-PFHxS

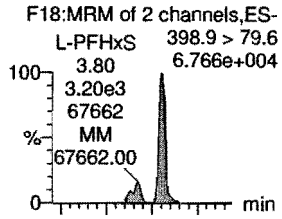

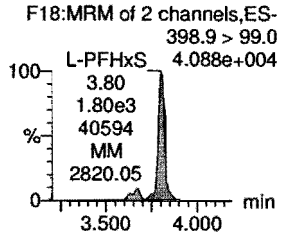

L-PFOA

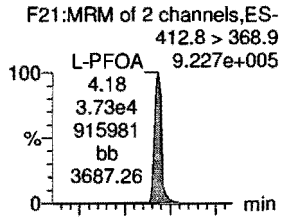

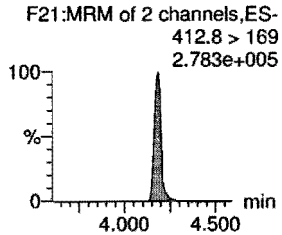

PFHpS

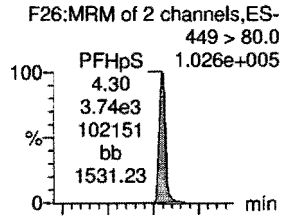

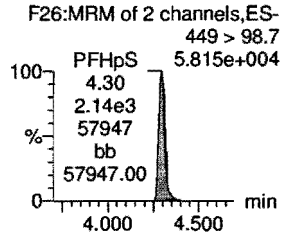

PFNA

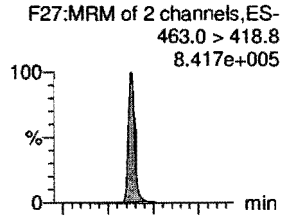

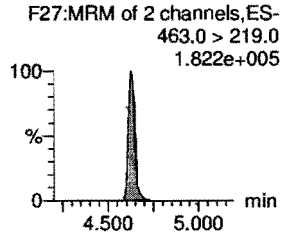

13C2-6:2 FTS

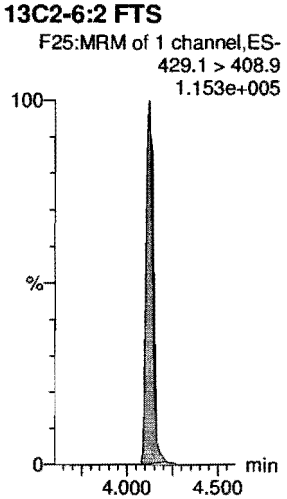

13C4-PFHpA



18O2-PFHxS

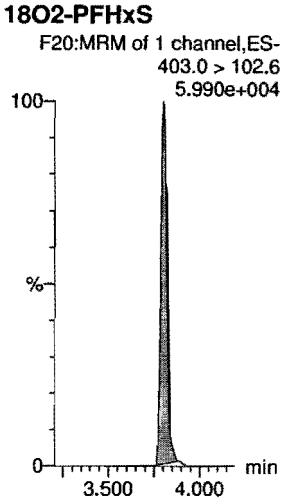

13C2-PFOA

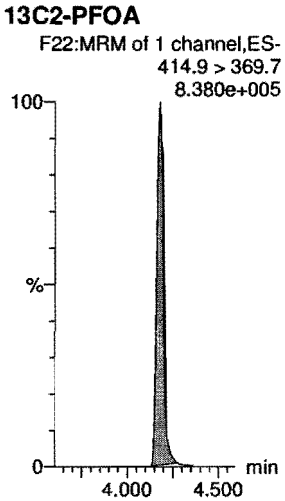

13C8-PFOS

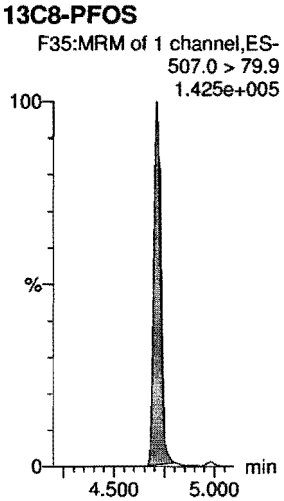

13C5-PFNA



Dataset: Z:\Projects\PFAS.PRO\Results\180827M3\180827M3-96.qld

Last Altered: Tuesday, August 28, 2018 12:41:26 Pacific Daylight Time
Printed: Tuesday, August 28, 2018 13:28:25 Pacific Daylight Time

Name: 180827M3_96, Date: 28-Aug-2018, Time: 12:04:39, ID: ST180827M3-16 PFC CS3 18H1706, Description: PFC CS3 18H1706

PFOSA

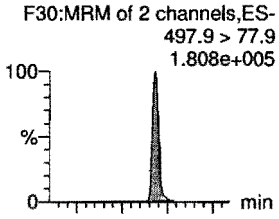

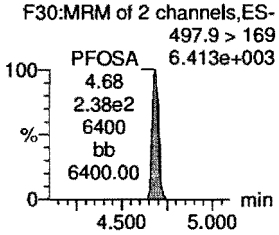

L-PFOS

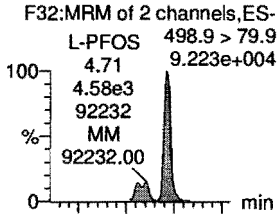

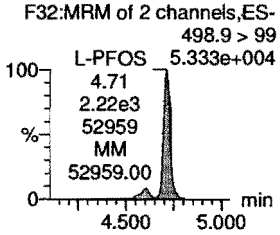

PFDA

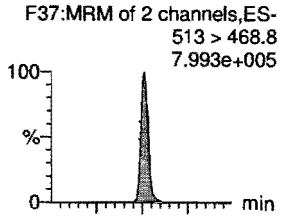

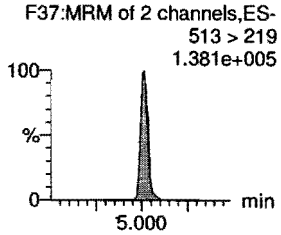

8:2 FTS

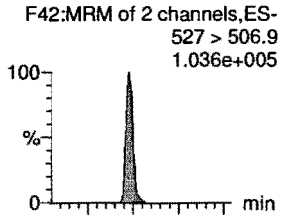

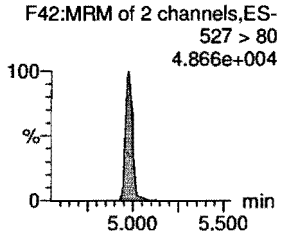

PFNS

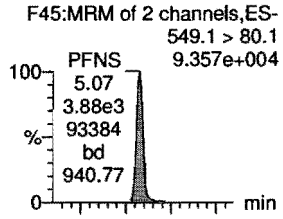

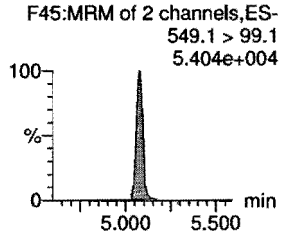

L-MeFOSAA

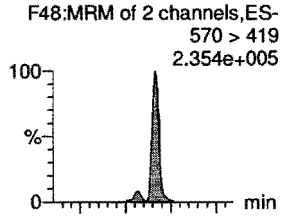

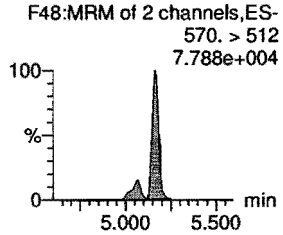

13C8-PFOSA

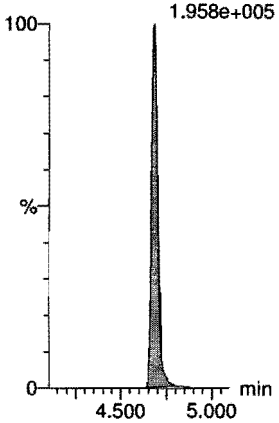

13C8-PFOS

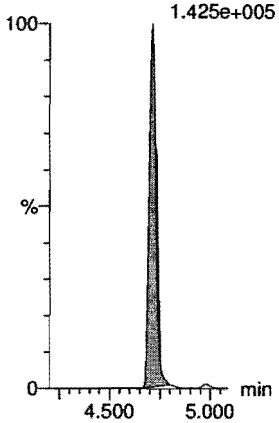

13C2-PFDA

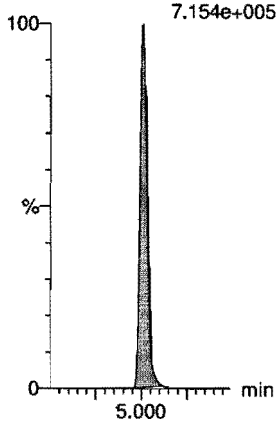

13C2-8:2 FTS

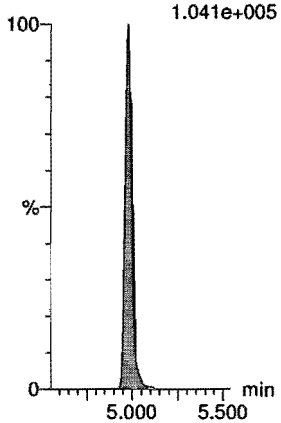

13C8-PFOS

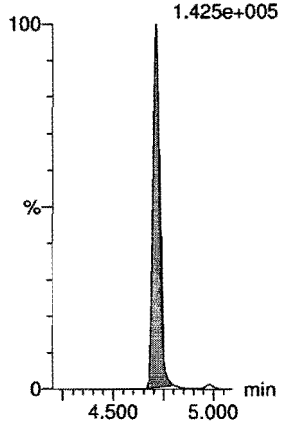

d3-N-MeFOSAA

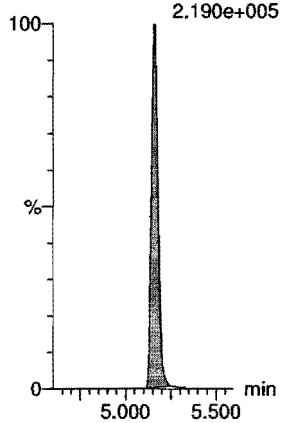

Dataset: Z:\Projects\PFAS.PRO\Results\180827M3\180827M3-96.qld

Last Altered: Tuesday, August 28, 2018 12:41:26 Pacific Daylight Time
Printed: Tuesday, August 28, 2018 13:28:25 Pacific Daylight Time

Name: 180827M3_96, Date: 28-Aug-2018, Time: 12:04:39, ID: ST180827M3-16 PFC CS3 18H1706, Description: PFC CS3 18H1706

L-EtFOSAA

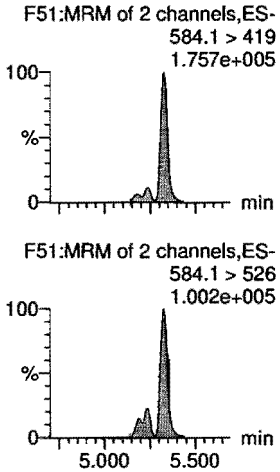

PFDoA

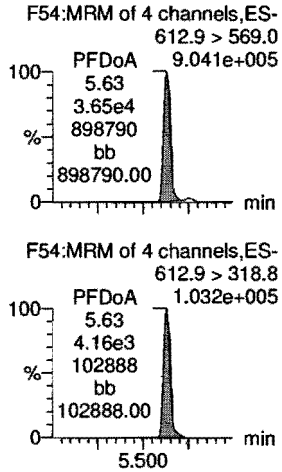

PFDS

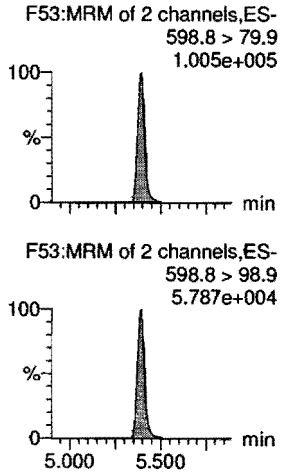

PFUdA

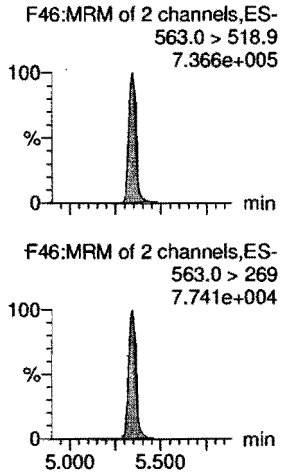

N-MeFOSA

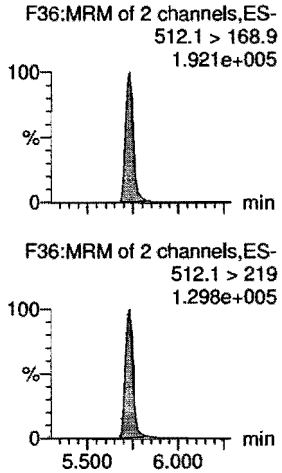

PFTrDA

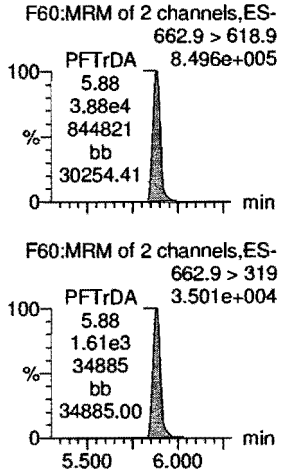

d5-N-EtFOSAA

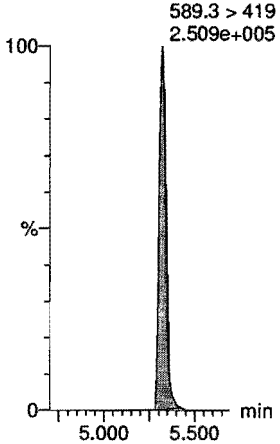

13C2-PFDoA

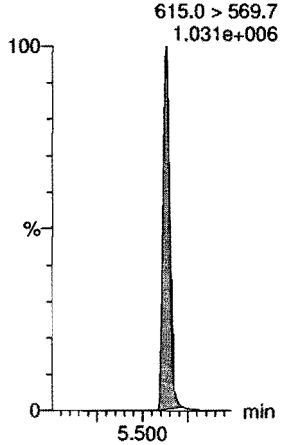

13C8-PFOS

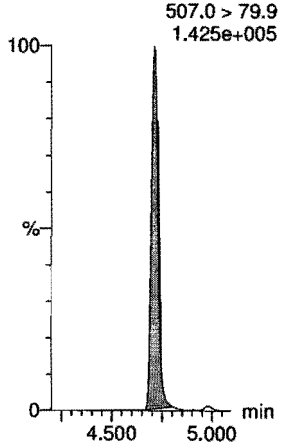

13C2-PFUdA

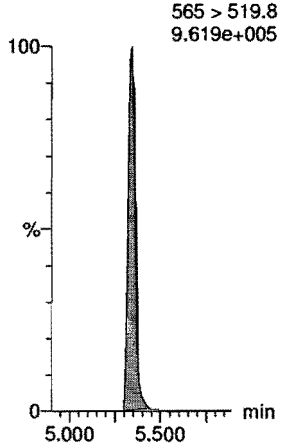

d3-N-MeFOSA

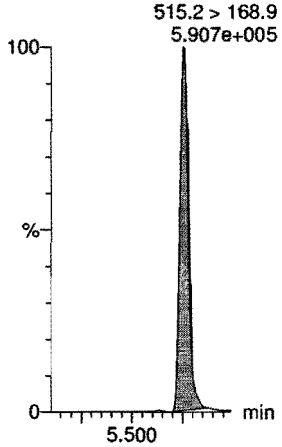

13C2-PFDoA

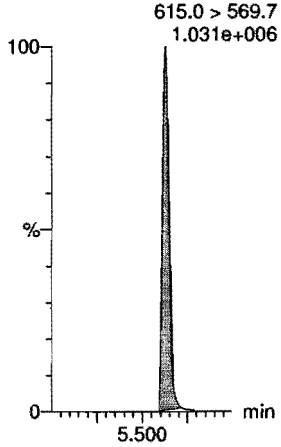

Dataset: Z:\Projects\PFAS.PRO\Results\180827M3\180827M3-96.qld

Last Altered: Tuesday, August 28, 2018 12:41:26 Pacific Daylight Time
Printed: Tuesday, August 28, 2018 13:28:25 Pacific Daylight Time

Name: 180827M3_96, Date: 28-Aug-2018, Time: 12:04:39, ID: ST180827M3-16 PFC CS3 18H1706, Description: PFC CS3 18H1706

PFTeDA

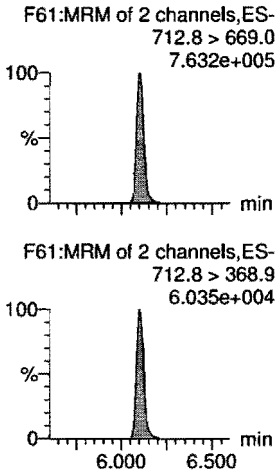

N-EtFOSA

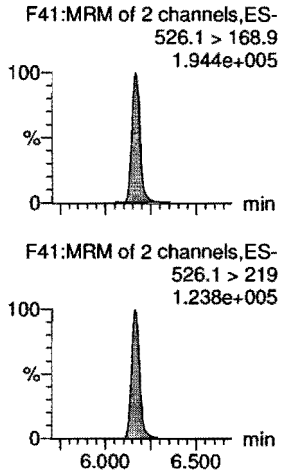

PFHxDA

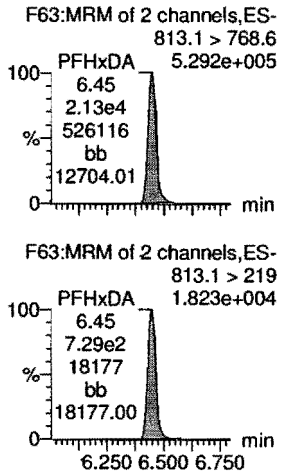

PFODA



N-MeFOSE

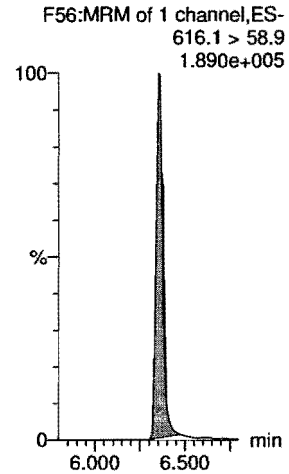

N-EtFOSE

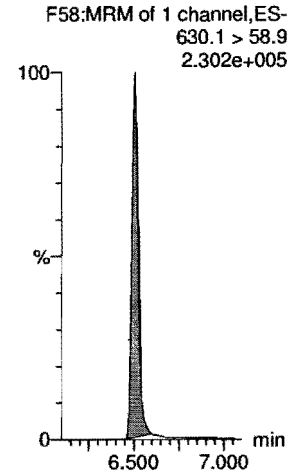

13C2-PFTeDA

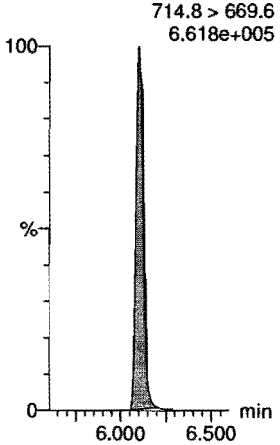

d5-N-ETFOSA

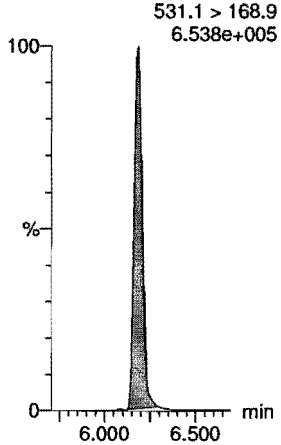

13C2-PFHxDA

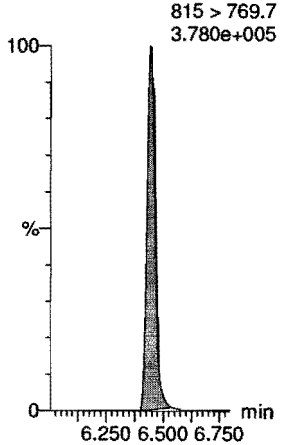

13C2-PFHxDA

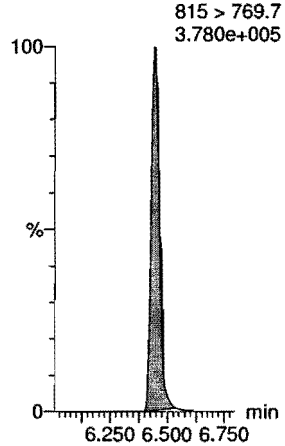

d7-N-MeFOSE

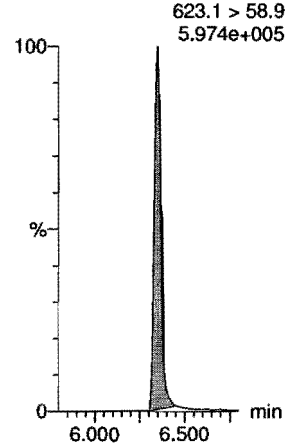

d9-N-EtFOSE

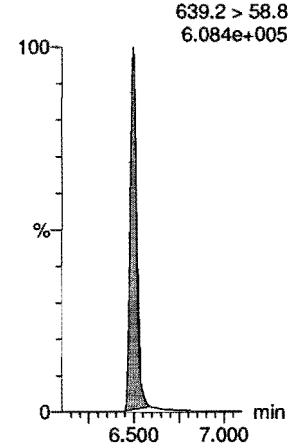

Dataset: Z:\Projects\PFAS.PRO\Results\180827M3\180827M3-96.qld

Last Altered: Tuesday, August 28, 2018 12:41:26 Pacific Daylight Time
Printed: Tuesday, August 28, 2018 13:28:25 Pacific Daylight Time

Name: 180827M3_96, Date: 28-Aug-2018, Time: 12:04:39, ID: ST180827M3-16 PFC CS3 18H1706, Description: PFC CS3 18H1706

13C4-PFBA

F4:MRM of 1 channel,ES-
217. > 172
1.701e+005

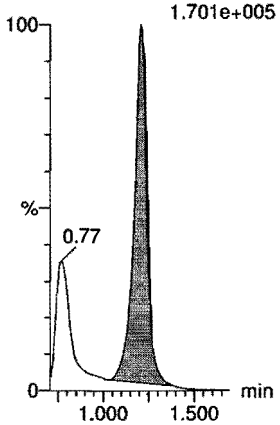

13C5-PFHxA

F11:MRM of 1 channel,ES-
318 > 272.9
1.062e+006

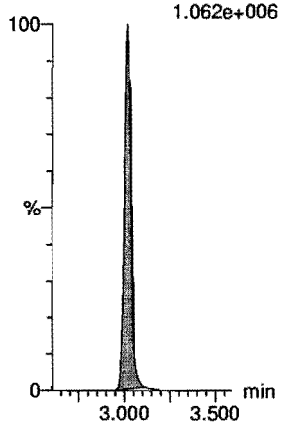

13C3-PFHxS

F19:MRM of 1 channel,ES-
401.8 > 79.9
1.250e+005

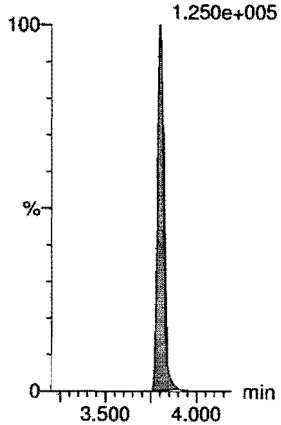

13C8-PFOA

F23:MRM of 1 channel,ES-
420.9 > 376
1.156e+006

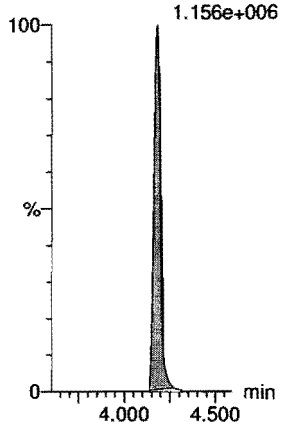

13C9-PFNA

F29:MRM of 1 channel,ES-
472.2 > 426.9
9.544e+005

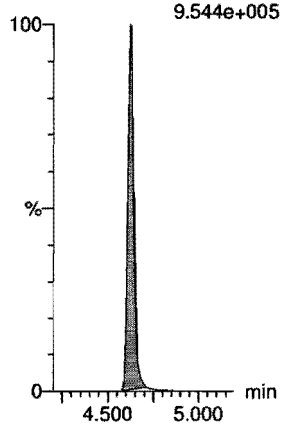

13C4-PFOS

F33:MRM of 1 channel,ES-
503 > 79.9
1.331e+005

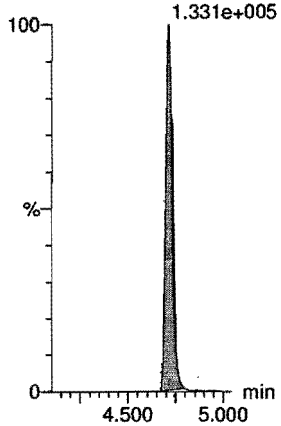

13C6-PFDA

F40:MRM of 1 channel,ES-
519.1 > 473.7
8.835e+005

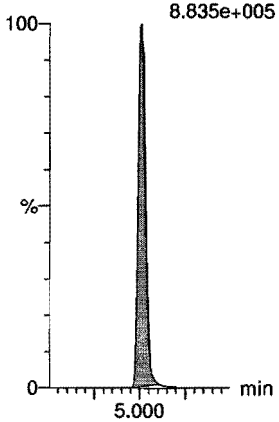

13C7-PFUdA

F49:MRM of 1 channel,ES-
570.1 > 524.8
1.038e+006

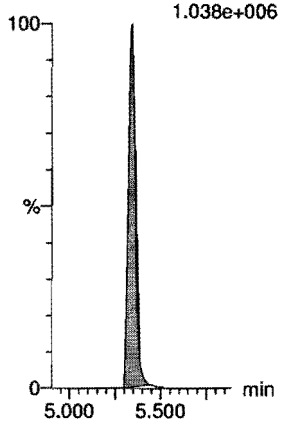

INITIAL CALIBRATION

Quantify Compound Summary Report **MassLynx MassLynx V4.1 SCN 945**
Vista Analytical Laboratory

Dataset: Z:\Projects\PFAS.PRO\Results\180821M2\180821M2-CRV.qld

Last Altered: Tuesday, August 21, 2018 15:24:02 Pacific Daylight Time
Printed: Tuesday, August 21, 2018 15:47:48 Pacific Daylight Time

no low pts chgd

high pt
4:2 FTS 100
6:2 FTS
8:2 FTS

Method: Z:\Projects\PFAS.PRO\MethDB\PFAS_FULL_80C_082118.mdb 21 Aug 2018 15:05:54
Calibration: Z:\Projects\PFAS.PRO\CurveDB\C18_VAL-PFAS_Q4_08-21-18.cdb 21 Aug 2018 15:24:02

JLM 8/21/18

KBF 8/21/18

Compound name: PFBA
Correlation coefficient: r = 0.999976, r^2 = 0.999952
Calibration curve: 1.10074 * x + 0.0321645
Response type: Internal Std (Ref 36), Area * (IS Conc. / IS Area)
Curve type: Linear, Origin: Exclude, Weighting: 1/x, Axis trans: None

	#	Name	Type	Std. Conc	RT	Area	IS Area	Response	Conc.	%Dev	Conc. Flag	CoD	CoD Flag	x=excluded
1	1	180821M2_2	Standard	0.250	1.56	689.230	27109.646	0.318	0.3	3.8	NO	1.000	NO	MM
2	2	180821M2_3	Standard	0.500	1.56	1056.815	23446.803	0.563	0.5	-3.5	NO	1.000	NO	MM
3	3	180821M2_4	Standard	1.000	1.56	2093.422	22943.047	1.141	1.0	0.7	NO	1.000	NO	bb
4	4	180821M2_5	Standard	2.000	1.56	4387.851	23875.879	2.297	2.1	2.9	NO	1.000	NO	bb
5	5	180821M2_6	Standard	5.000	1.56	10140.085	23049.092	5.499	5.0	-0.7	NO	1.000	NO	bb
6	6	180821M2_7	Standard	10.000	1.55	20334.109	23352.621	10.884	9.9	-1.4	NO	1.000	NO	bb
7	7	180821M2_8	Standard	50.000	1.56	98801.070	22575.576	54.706	49.7	-0.7	NO	1.000	NO	bb
8	8	180821M2_9	Standard	100.000	1.55	178475.375	20537.176	108.629	98.7	-1.3	NO	1.000	NO	bb
9	9	180821M2_10	Standard	250.000	1.55	436985.500	19921.260	274.195	249.1	-0.4	NO	1.000	NO	bb
10	10	180821M2_11	Standard	500.000	1.55	815595.063	18422.680	553.391	502.7	0.5	NO	1.000	NO	bb

Compound name: PFPeA
Coefficient of Determination: R^2 = 0.999933
Calibration curve: 9.87771e-005 * x^2 + 0.918838 * x + 0.0397554
Response type: Internal Std (Ref 37), Area * (IS Conc. / IS Area)
Curve type: 2nd Order, Origin: Exclude, Weighting: 1/x, Axis trans: None

	#	Name	Type	Std. Conc	RT	Area	IS Area	Response	Conc.	%Dev	Conc. Flag	CoD	CoD Flag	x=excluded
1	1	180821M2_2	Standard	0.250	2.57	758.841	37734.352	0.251	0.2	-7.9	NO	1.000	NO	MM
2	2	180821M2_3	Standard	0.500	2.57	1218.130	32193.779	0.473	0.5	-5.7	NO	1.000	NO	bb
3	3	180821M2_4	Standard	1.000	2.57	2482.202	30938.281	1.003	1.0	4.8	NO	1.000	NO	bb
4	4	180821M2_5	Standard	2.000	2.57	5044.434	32451.832	1.943	2.1	3.5	NO	1.000	NO	bb
5	5	180821M2_6	Standard	5.000	2.57	11919.048	31650.248	4.707	5.1	1.5	NO	1.000	NO	bb
6	6	180821M2_7	Standard	10.000	2.56	23976.236	31671.916	9.463	10.2	2.4	NO	1.000	NO	MM
7	7	180821M2_8	Standard	50.000	2.56	112286.320	29708.719	47.245	51.1	2.2	NO	1.000	NO	bb
8	8	180821M2_9	Standard	100.000	2.56	199594.234	26919.576	92.681	99.8	-0.2	NO	1.000	NO	bb
9	9	180821M2_10	Standard	250.000	2.56	461647.438	24686.801	233.752	247.8	-0.9	NO	1.000	NO	bb
10	10	180821M2_11	Standard	500.000	2.56	843474.750	21731.102	485.177	501.0	0.2	NO	1.000	NO	bb

Dataset: Z:\Projects\PFAS.PRO\Results\180821M2\180821M2-CRV.qld

Last Altered: Tuesday, August 21, 2018 15:24:02 Pacific Daylight Time
Printed: Tuesday, August 21, 2018 15:47:48 Pacific Daylight Time

Compound name: PFBS
Coefficient of Determination: R^2 = 0.999742
Calibration curve: 0.000155497 * x^2 + 1.75038 * x + 0.053552
Response type: Internal Std (Ref 38), Area * (IS Conc. / IS Area)
Curve type: 2nd Order, Origin: Exclude, Weighting: 1/x, Axis trans: None

	#	Name	Type	Std. Conc	RT	Area	IS Area	Response	Conc.	%Dev.	Conc. Flag	CoD	CoD Flag	x=excluded
1	1	180821M2_2	Standard	0.250	2.86	148.070	3962.342	0.467	0.2	-5.5	NO	1.000	NO	bb
2	2	180821M2_3	Standard	0.500	2.86	235.890	3464.558	0.851	0.5	-8.9	NO	1.000	NO	MM
3	3	180821M2_4	Standard	1.000	2.86	510.371	3388.050	1.883	1.0	4.5	NO	1.000	NO	bb
4	4	180821M2_5	Standard	2.000	2.85	1022.621	3457.645	3.697	2.1	4.1	NO	1.000	NO	MM
5	5	180821M2_6	Standard	5.000	2.85	2477.578	3434.119	9.018	5.1	2.4	NO	1.000	NO	bb
6	6	180821M2_7	Standard	10.000	2.85	4891.827	3422.853	17.865	10.2	1.7	NO	1.000	NO	MM
7	7	180821M2_8	Standard	50.000	2.85	22866.051	3221.498	88.724	50.4	0.9	NO	1.000	NO	bb
8	8	180821M2_9	Standard	100.000	2.85	40445.949	2785.314	181.514	102.7	2.7	NO	1.000	NO	bb
9	9	180821M2_10	Standard	250.000	2.85	89029.344	2546.722	436.980	244.3	-2.3	NO	1.000	NO	bb
10	10	180821M2_11	Standard	500.000	2.84	156297.219	2127.651	918.250	502.2	0.4	NO	1.000	NO	bb

Compound name: 4:2 FTS
Coefficient of Determination: R^2 = 0.999603
Calibration curve: -0.00258913 * x^2 + 1.02542 * x + 0.0460942
Response type: Internal Std (Ref 39), Area * (IS Conc. / IS Area)
Curve type: 2nd Order, Origin: Exclude, Weighting: 1/x, Axis trans: None

	#	Name	Type	Std. Conc	RT	Area	IS Area	Response	Conc.	%Dev.	Conc. Flag	CoD	CoD Flag	x=excluded
1	1	180821M2_2	Standard	0.250	3.25	188.941	8390.633	0.281	0.2	-8.1	NO	1.000	NO	bb
2	2	180821M2_3	Standard	0.500	3.25	299.264	7187.709	0.520	0.5	-7.4	NO	1.000	NO	bb
3	3	180821M2_4	Standard	1.000	3.25	639.258	6991.135	1.143	1.1	7.3	NO	1.000	NO	bb
4	4	180821M2_5	Standard	2.000	3.24	1290.958	7228.743	2.232	2.1	7.2	NO	1.000	NO	bb
5	5	180821M2_6	Standard	5.000	3.24	3084.696	7213.049	5.346	5.2	4.7	NO	1.000	NO	bb
6	6	180821M2_7	Standard	10.000	3.24	5583.090	7189.042	9.708	9.7	-3.4	NO	1.000	NO	bb
7	7	180821M2_8	Standard	50.000	3.24	25995.854	7272.957	44.679	49.8	-0.4	NO	1.000	NO	bb
8	8	180821M2_9	Standard	100.000	3.24	45378.297	7385.966	76.798	100.2	0.2	NO	1.000	NO	bb
9	9	180821M2_10	Standard	250.000	3.24	96233.898	9056.280	132.828			NO	1.000	NO	bbXI
10	10	180821M2_11	Standard	500.000	3.24	170009.016	11320.786	187.718			NO	1.000	NO	bbXI

Dataset: Z:\Projects\PFAS.PRO\Results\180821M2\180821M2-CRV.qld

Last Altered: Tuesday, August 21, 2018 15:24:02 Pacific Daylight Time
Printed: Tuesday, August 21, 2018 15:47:48 Pacific Daylight Time

Compound name: PFHxA
Coefficient of Determination: R^2 = 0.999948
Calibration curve: -8.04688e-005 * x^2 + 0.932764 * x + 0.0192695
Response type: Internal Std (Ref 40), Area * (IS Conc. / IS Area)
Curve type: 2nd Order, Origin: Include, Weighting: 1/x, Axis trans: None

	#	Name	Type	Std. Conc	RT	Area	IS Area	Response	Conc.	%Dev	Conc. Flag	CoD	CoD Flag	x=excluded
1	1	180821M2_2	Standard	0.250	3.35	1221.238	23545.975	0.259	0.3	2.9	NO	1.000	NO	MM
2	2	180821M2_3	Standard	0.500	3.35	2069.912	20054.301	0.516	0.5	6.5	NO	1.000	NO	bb
3	3	180821M2_4	Standard	1.000	3.35	3843.455	20059.383	0.958	1.0	0.7	NO	1.000	NO	bb
4	4	180821M2_5	Standard	2.000	3.35	7627.340	20470.262	1.863	2.0	-1.1	NO	1.000	NO	bb
5	5	180821M2_6	Standard	5.000	3.35	18778.992	19699.730	4.766	5.1	1.8	NO	1.000	NO	bb
6	6	180821M2_7	Standard	10.000	3.34	37585.391	20366.963	9.227	9.9	-1.2	NO	1.000	NO	bb
7	7	180821M2_8	Standard	50.000	3.34	173211.641	18923.701	45.766	49.3	-1.5	NO	1.000	NO	bb
8	8	180821M2_9	Standard	100.000	3.34	303997.406	16530.707	91.949	99.4	-0.6	NO	1.000	NO	bb
9	9	180821M2_10	Standard	250.000	3.34	708635.625	15385.258	230.297	252.4	0.9	NO	1.000	NO	bb
10	10	180821M2_11	Standard	500.000	3.33	1264327.750	14193.018	445.405	499.0	-0.2	NO	1.000	NO	bb

Compound name: PFPeS
Coefficient of Determination: R^2 = 0.999427
Calibration curve: -6.54065e-005 * x^2 + 1.71352 * x + 0.0664211
Response type: Internal Std (Ref 38), Area * (IS Conc. / IS Area)
Curve type: 2nd Order, Origin: Exclude, Weighting: 1/x, Axis trans: None

	#	Name	Type	Std. Conc	RT	Area	IS Area	Response	Conc.	%Dev	Conc. Flag	CoD	CoD Flag	x=excluded
1	1	180821M2_2	Standard	0.250	3.55	133.627	3962.342	0.422	0.2	-17.1	NO	0.999	NO	bb
2	2	180821M2_3	Standard	0.500	3.55	246.548	3464.558	0.890	0.5	-3.9	NO	0.999	NO	bb
3	3	180821M2_4	Standard	1.000	3.54	499.620	3388.050	1.843	1.0	3.7	NO	0.999	NO	bd
4	4	180821M2_5	Standard	2.000	3.54	1039.137	3457.645	3.757	2.2	7.7	NO	0.999	NO	bb
5	5	180821M2_6	Standard	5.000	3.54	2483.678	3434.119	9.040	5.2	4.8	NO	0.999	NO	bb
6	6	180821M2_7	Standard	10.000	3.54	4798.847	3422.853	17.525	10.2	1.9	NO	0.999	NO	bb
7	7	180821M2_8	Standard	50.000	3.54	22551.982	3221.498	87.506	51.1	2.3	NO	0.999	NO	bb
8	8	180821M2_9	Standard	100.000	3.54	39368.883	2785.314	176.681	103.5	3.5	NO	0.999	NO	bb
9	9	180821M2_10	Standard	250.000	3.54	83436.922	2546.722	409.531	241.2	-3.5	NO	0.999	NO	bb
10	10	180821M2_11	Standard	500.000	3.54	144084.547	2127.651	846.500	503.7	0.7	NO	0.999	NO	bb

Dataset: Z:\Projects\PFAS.PRO\Results\180821M2\180821M2-CRV.qld

Last Altered: Tuesday, August 21, 2018 15:24:02 Pacific Daylight Time
Printed: Tuesday, August 21, 2018 15:47:48 Pacific Daylight Time

Compound name: PFHpA
Correlation coefficient: r = 0.999940, r^2 = 0.999879
Calibration curve: 1.09258 * x + 0.0611337
Response type: Internal Std (Ref 41), Area * (IS Conc. / IS Area)
Curve type: Linear, Origin: Exclude, Weighting: 1/x, Axis trans: None

	#	Name	Type	Std. Conc	RT	Area	IS Area	Response	Conc.	%Dev	Conc. Flag	CoD	CoD Flag	x=excluded
1	1	180821M2_2	Standard	0.250	3.98	869.999	32907.070	0.330	0.2	-1.4	NO	1.000	NO	bd
2	2	180821M2_3	Standard	0.500	3.98	1306.808	29621.078	0.551	0.4	-10.2	NO	1.000	NO	bb
3	3	180821M2_4	Standard	1.000	3.98	2762.140	27963.422	1.235	1.1	7.4	NO	1.000	NO	bb
4	4	180821M2_5	Standard	2.000	3.98	5294.140	30264.674	2.187	1.9	-2.7	NO	1.000	NO	bb
5	5	180821M2_6	Standard	5.000	3.97	13000.587	28409.244	5.720	5.2	3.6	NO	1.000	NO	bb
6	6	180821M2_7	Standard	10.000	3.97	25657.318	28819.174	11.129	10.1	1.3	NO	1.000	NO	MM
7	7	180821M2_8	Standard	50.000	3.97	119585.172	27328.396	54.698	50.0	0.0	NO	1.000	NO	bb
8	8	180821M2_9	Standard	100.000	3.97	207149.094	23055.338	112.311	102.7	2.7	NO	1.000	NO	bb
9	9	180821M2_10	Standard	250.000	3.97	472959.469	21676.373	272.739	249.6	-0.2	NO	1.000	NO	bb
10	10	180821M2_11	Standard	500.000	3.97	782653.250	17999.752	543.517	497.4	-0.5	NO	1.000	NO	bb

Compound name: L-PFHxS
Coefficient of Determination: R^2 = 0.999877
Calibration curve: 0.000111948 * x^2 + 1.66391 * x + -0.0374002
Response type: Internal Std (Ref 42), Area * (IS Conc. / IS Area)
Curve type: 2nd Order, Origin: Include, Weighting: 1/x, Axis trans: None

	#	Name	Type	Std. Conc	RT	Area	IS Area	Response	Conc.	%Dev	Conc. Flag	CoD	CoD Flag	x=excluded
1	1	180821M2_2	Standard	0.250	4.13	115.074	3278.472	0.439	0.3	14.5	NO	1.000	NO	MM
2	2	180821M2_3	Standard	0.500	4.13	177.757	2918.765	0.761	0.5	-4.0	NO	1.000	NO	MM
3	3	180821M2_4	Standard	1.000	4.13	380.615	3079.666	1.545	1.0	-4.9	NO	1.000	NO	MM
4	4	180821M2_5	Standard	2.000	4.13	736.189	2969.524	3.099	1.9	-5.8	NO	1.000	NO	MM
5	5	180821M2_6	Standard	5.000	4.12	1852.496	2893.916	8.002	4.8	-3.4	NO	1.000	NO	MM
6	6	180821M2_7	Standard	10.000	4.12	3668.281	2957.974	15.502	9.3	-6.7	NO	1.000	NO	MM
7	7	180821M2_8	Standard	50.000	4.12	17906.338	2635.892	84.916	50.9	1.8	NO	1.000	NO	MM
8	8	180821M2_9	Standard	100.000	4.12	31981.842	2414.534	165.569	98.9	-1.1	NO	1.000	NO	MM
9	9	180821M2_10	Standard	250.000	4.12	74350.125	2178.797	426.555	252.1	0.8	NO	1.000	NO	MM
10	10	180821M2_11	Standard	500.000	4.11	129034.234	1879.088	858.357	499.1	-0.2	NO	1.000	NO	MM

Dataset: Z:\Projects\PFAS.PRO\Results\180821M2\180821M2-CRV.qld

Last Altered: Tuesday, August 21, 2018 15:24:02 Pacific Daylight Time
Printed: Tuesday, August 21, 2018 15:47:48 Pacific Daylight Time

Compound name: 6:2 FTS
Coefficient of Determination: R^2 = 0.999808
Calibration curve: -0.00315704 * x^2 + 1.15171 * x + -0.00801815
Response type: Internal Std (Ref 43), Area * (IS Conc. / IS Area)
Curve type: 2nd Order, Origin: Include, Weighting: 1/x, Axis trans: None

	#	Name	Type	Std. Conc	RT	Area	IS Area	Response	Conc.	%Dev	Conc. Flag	CoD	CoD Flag	x=excluded
1	1	180821M2_2	Standard	0.250	4.45	171.635	8726.569	0.246	0.2	-11.8	NO	1.000	NO	bb
2	2	180821M2_3	Standard	0.500	4.45	347.545	7584.776	0.573	0.5	1.0	NO	1.000	NO	bb
3	3	180821M2_4	Standard	1.000	4.45	704.610	7648.947	1.151	1.0	1.0	NO	1.000	NO	bb
4	4	180821M2_5	Standard	2.000	4.44	1510.674	7937.104	2.379	2.1	4.2	NO	1.000	NO	bb
5	5	180821M2_6	Standard	5.000	4.44	3392.161	7178.153	5.907	5.2	4.2	NO	1.000	NO	MM
6	6	180821M2_7	Standard	10.000	4.44	6826.657	7672.491	11.122	9.9	-0.7	NO	1.000	NO	MM
7	7	180821M2_8	Standard	50.000	4.44	31019.623	7879.174	49.211	49.4	-1.1	NO	1.000	NO	bb
8	8	180821M2_9	Standard	100.000	4.44	53746.289	8014.909	83.822	100.4	0.4	NO	1.000	NO	bb
9	9	180821M2_10	Standard	250.000	4.44	117069.328	10067.829	145.351			NO	1.000	NO	MMXI
10	10	180821M2_11	Standard	500.000	4.43	196845.672	12436.168	197.856			NO	1.000	NO	MMXI

Compound name: L-PFOA
Coefficient of Determination: R^2 = 0.999162
Calibration curve: -4.01959e-005 * x^2 + 0.963807 * x + 0.0617347
Response type: Internal Std (Ref 44), Area * (IS Conc. / IS Area)
Curve type: 2nd Order, Origin: Exclude, Weighting: 1/x, Axis trans: None

	#	Name	Type	Std. Conc	RT	Area	IS Area	Response	Conc.	%Dev	Conc. Flag	CoD	CoD Flag	x=excluded
1	1	180821M2_2	Standard	0.250	4.51	1225.289	52628.402	0.291	0.2	-4.8	NO	0.999	NO	MM
2	2	180821M2_3	Standard	0.500	4.51	2040.735	45817.363	0.557	0.5	2.7	NO	0.999	NO	bb
3	3	180821M2_4	Standard	1.000	4.50	3732.537	43938.996	1.062	1.0	3.8	NO	0.999	NO	bb
4	4	180821M2_5	Standard	2.000	4.50	7530.300	48109.633	1.957	2.0	-1.7	NO	0.999	NO	bb
5	5	180821M2_6	Standard	5.000	4.50	17741.355	45495.465	4.874	5.0	-0.1	NO	0.999	NO	bb
6	6	180821M2_7	Standard	10.000	4.50	35310.973	47199.418	9.352	9.6	-3.6	NO	0.999	NO	MM
7	7	180821M2_8	Standard	50.000	4.50	164922.953	42381.258	48.643	50.5	1.0	NO	0.999	NO	bb
8	8	180821M2_9	Standard	100.000	4.50	289995.063	35675.797	101.608	105.8	5.8	NO	0.999	NO	bb
9	9	180821M2_10	Standard	250.000	4.49	661756.438	36061.539	229.384	240.3	-3.9	NO	0.999	NO	bb
10	10	180821M2_11	Standard	500.000	4.49	1176248.375	30933.121	475.319	503.7	0.7	NO	0.999	NO	bb

Dataset: Z:\Projects\PFAS.PRO\Results\180821M2\180821M2-CRV.qld

Last Altered: Tuesday, August 21, 2018 15:24:02 Pacific Daylight Time
Printed: Tuesday, August 21, 2018 15:47:48 Pacific Daylight Time

Compound name: PFHpS
Coefficient of Determination: R^2 = 0.999924
Calibration curve: -7.03263e-005 * x^2 + 0.848812 * x + 0.0193324
Response type: Internal Std (Ref 47), Area * (IS Conc. / IS Area)
Curve type: 2nd Order, Origin: Exclude, Weighting: 1/x, Axis trans: None

	#	Name	Type	Std. Conc	RT	Area	IS Area	Response	Conc.	%Dev	Conc. Flag	CoD	CoD Flag	x=excluded
1	1	180821M2_2	Standard	0.250	4.61	174.929	8615.518	0.254	0.3	10.5	NO	1.000	NO	bb
2	2	180821M2_3	Standard	0.500	4.61	240.147	7368.505	0.407	0.5	-8.6	NO	1.000	NO	bb
3	3	180821M2_4	Standard	1.000	4.61	479.174	7250.794	0.826	1.0	-4.9	NO	1.000	NO	bb
4	4	180821M2_5	Standard	2.000	4.61	1069.956	7609.594	1.758	2.0	2.4	NO	1.000	NO	bb
5	5	180821M2_6	Standard	5.000	4.61	2620.858	7355.601	4.454	5.2	4.5	NO	1.000	NO	bb
6	6	180821M2_7	Standard	10.000	4.61	4919.900	7627.660	8.063	9.5	-5.2	NO	1.000	NO	MM
7	7	180821M2_8	Standard	50.000	4.61	24364.814	7129.164	42.720	50.5	1.0	NO	1.000	NO	bb
8	8	180821M2_9	Standard	100.000	4.60	42047.797	6201.592	84.752	100.7	0.7	NO	1.000	NO	bb
9	9	180821M2_10	Standard	250.000	4.60	92961.000	5622.769	206.662	248.6	-0.6	NO	1.000	NO	bb
10	10	180821M2_11	Standard	500.000	4.60	160938.828	4939.462	407.278	500.6	0.1	NO	1.000	NO	bb

Compound name: PFNA
Coefficient of Determination: R^2 = 0.999895
Calibration curve: -5.84659e-006 * x^2 + 1.13023 * x + 0.0347554
Response type: Internal Std (Ref 45), Area * (IS Conc. / IS Area)
Curve type: 2nd Order, Origin: Exclude, Weighting: 1/x, Axis trans: None

	#	Name	Type	Std. Conc	RT	Area	IS Area	Response	Conc.	%Dev	Conc. Flag	CoD	CoD Flag	x=excluded
1	1	180821M2_2	Standard	0.250	4.94	1404.903	55429.074	0.317	0.2	-0.2	NO	1.000	NO	MM
2	2	180821M2_3	Standard	0.500	4.94	2202.144	46987.156	0.586	0.5	-2.5	NO	1.000	NO	MM
3	3	180821M2_4	Standard	1.000	4.94	4299.031	45465.902	1.182	1.0	1.5	NO	1.000	NO	bb
4	4	180821M2_5	Standard	2.000	4.94	9204.442	47258.559	2.435	2.1	6.2	NO	1.000	NO	MM
5	5	180821M2_6	Standard	5.000	4.94	21599.477	48206.809	5.601	4.9	-1.5	NO	1.000	NO	bb
6	6	180821M2_7	Standard	10.000	4.94	41842.180	46908.992	11.150	9.8	-1.7	NO	1.000	NO	bb
7	7	180821M2_8	Standard	50.000	4.94	194515.375	43926.887	55.352	49.0	-2.1	NO	1.000	NO	bb
8	8	180821M2_9	Standard	100.000	4.93	345513.219	38560.586	112.003	99.1	-0.9	NO	1.000	NO	bb
9	9	180821M2_10	Standard	250.000	4.93	788028.563	34418.574	286.193	253.5	1.4	NO	1.000	NO	bb
10	10	180821M2_11	Standard	500.000	4.93	1350917.125	30045.834	562.023	498.5	-0.3	NO	1.000	NO	bb

Dataset: Z:\Projects\PFAS.PRO\Results\180821M2\180821M2-CRV.qld

Last Altered: Tuesday, August 21, 2018 15:24:02 Pacific Daylight Time
Printed: Tuesday, August 21, 2018 15:47:48 Pacific Daylight Time

Compound name: PFOSA
Coefficient of Determination: R^2 = 0.999970
Calibration curve: 5.44464e-005 * x^2 + 1.01771 * x + 0.0472565
Response type: Internal Std (Ref 46), Area * (IS Conc. / IS Area)
Curve type: 2nd Order, Origin: Exclude, Weighting: 1/x, Axis trans: None

	#	Name	Type	Std. Conc	RT	Area	IS Area	Response	Conc.	%Dev	Conc. Flag	CoD	CoD Flag	x=excluded
1	1	180821M2_2	Standard	0.250	4.99	261.253	12026.618	0.272	0.2	-11.8	NO	1.000	NO	bd
2	2	180821M2_3	Standard	0.500	5.00	463.864	9872.075	0.587	0.5	6.1	NO	1.000	NO	bb
3	3	180821M2_4	Standard	1.000	4.99	865.591	9877.323	1.095	1.0	3.0	NO	1.000	NO	bb
4	4	180821M2_5	Standard	2.000	4.99	1768.396	10315.070	2.143	2.1	3.0	NO	1.000	NO	bb
5	5	180821M2_6	Standard	5.000	4.99	4209.242	10306.894	5.105	5.0	-0.6	NO	1.000	NO	bb
6	6	180821M2_7	Standard	10.000	4.99	8295.718	10191.435	10.175	9.9	-0.5	NO	1.000	NO	bb
7	7	180821M2_8	Standard	50.000	4.99	39550.180	9586.296	51.571	50.5	1.0	NO	1.000	NO	bb
8	8	180821M2_9	Standard	100.000	4.99	71344.258	8669.244	102.870	100.5	0.5	NO	1.000	NO	bb
9	9	180821M2_10	Standard	250.000	4.98	168070.453	8201.800	256.149	248.3	-0.7	NO	1.000	NO	bb
10	10	180821M2_11	Standard	500.000	4.98	291950.344	6974.783	523.225	500.7	0.1	NO	1.000	NO	bb

Compound name: L-PFOS
Coefficient of Determination: R^2 = 0.999855
Calibration curve: 5.71576e-005 * x^2 + 0.918374 * x + -0.0191301
Response type: Internal Std (Ref 47), Area * (IS Conc. / IS Area)
Curve type: 2nd Order, Origin: Include, Weighting: 1/x, Axis trans: None

	#	Name	Type	Std. Conc	RT	Area	IS Area	Response	Conc.	%Dev	Conc. Flag	CoD	CoD Flag	x=excluded
1	1	180821M2_2	Standard	0.250	5.02	148.797	8615.518	0.216	0.3	2.4	NO	1.000	NO	MM
2	2	180821M2_3	Standard	0.500	5.02	277.257	7368.505	0.470	0.5	6.6	NO	1.000	NO	MM
3	3	180821M2_4	Standard	1.000	5.02	513.030	7250.794	0.884	1.0	-1.6	NO	1.000	NO	MM
4	4	180821M2_5	Standard	2.000	5.02	1090.610	7609.594	1.792	2.0	-1.4	NO	1.000	NO	MM
5	5	180821M2_6	Standard	5.000	5.02	2513.189	7355.601	4.271	4.7	-6.6	NO	1.000	NO	MM
6	6	180821M2_7	Standard	10.000	5.02	5178.606	7627.660	8.487	9.3	-7.4	NO	1.000	NO	MM
7	7	180821M2_8	Standard	50.000	5.02	26001.467	7129.164	45.590	49.5	-1.0	NO	1.000	NO	MM
8	8	180821M2_9	Standard	100.000	5.01	45729.715	6201.592	92.173	99.8	-0.2	NO	1.000	NO	MM
9	9	180821M2_10	Standard	250.000	5.01	106274.367	5622.769	236.259	253.3	1.3	NO	1.000	NO	MM
10	10	180821M2_11	Standard	500.000	5.01	186516.563	4939.462	472.006	498.5	-0.3	NO	1.000	NO	MM

Dataset: Z:\Projects\PFAS.PRO\Results\180821M2\180821M2-CRV.qld

Last Altered: Tuesday, August 21, 2018 15:24:02 Pacific Daylight Time
Printed: Tuesday, August 21, 2018 15:47:48 Pacific Daylight Time

Compound name: PFDA
Coefficient of Determination: R^2 = 0.999463
Calibration curve: -0.000212064 * x^2 + 1.23759 * x + 0.0117264
Response type: Internal Std (Ref 48), Area * (IS Conc. / IS Area)
Curve type: 2nd Order, Origin: Exclude, Weighting: 1/x, Axis trans: None

	#	Name	Type	Std. Conc	RT	Area	IS Area	Response	Conc.	%Dev	Conc. Flag	CoD	CoD Flag	x=excluded
1	1	180821M2_2	Standard	0.250	5.31	1333.187	53719.453	0.310	0.2	-3.5	NO	0.999	NO	bb
2	2	180821M2_3	Standard	0.500	5.32	2312.371	45226.070	0.639	0.5	1.4	NO	0.999	NO	bb
3	3	180821M2_4	Standard	1.000	5.31	4607.274	45288.648	1.272	1.0	1.8	NO	0.999	NO	bb
4	4	180821M2_5	Standard	2.000	5.31	9937.500	46864.688	2.651	2.1	6.7	NO	0.999	NO	bb
5	5	180821M2_6	Standard	5.000	5.31	22502.805	46538.609	6.044	4.9	-2.4	NO	0.999	NO	bb
6	6	180821M2_7	Standard	10.000	5.31	42437.375	46408.414	11.430	9.2	-7.6	NO	0.999	NO	bb
7	7	180821M2_8	Standard	50.000	5.31	205938.641	39255.414	65.577	53.5	6.9	NO	0.999	NO	bb
8	8	180821M2_9	Standard	100.000	5.31	344687.375	36733.293	117.294	96.4	-3.6	NO	0.999	NO	bb
9	9	180821M2_10	Standard	250.000	5.30	787503.438	33110.512	297.301	251.0	0.4	NO	0.999	NO	bb
10	10	180821M2_11	Standard	500.000	5.30	1343712.750	29692.059	565.687	499.9	-0.0	NO	0.999	NO	bb

Compound name: 8:2 FTS
Coefficient of Determination: R^2 = 0.999035
Calibration curve: -0.00362152 * x^2 + 1.31768 * x + 0.0698113
Response type: Internal Std (Ref 49), Area * (IS Conc. / IS Area)
Curve type: 2nd Order, Origin: Exclude, Weighting: 1/x, Axis trans: None

	#	Name	Type	Std. Conc	RT	Area	IS Area	Response	Conc.	%Dev	Conc. Flag	CoD	CoD Flag	x=excluded
1	1	180821M2_2	Standard	0.250	5.29	198.500	7237.672	0.343	0.2	-17.1	NO	0.999	NO	bb
2	2	180821M2_3	Standard	0.500	5.29	387.420	6713.214	0.721	0.5	-1.0	NO	0.999	NO	bb
3	3	180821M2_4	Standard	1.000	5.29	723.630	6155.657	1.469	1.1	6.5	NO	0.999	NO	bb
4	4	180821M2_5	Standard	2.000	5.29	1365.418	6169.011	2.767	2.1	2.9	NO	0.999	NO	bb
5	5	180821M2_6	Standard	5.000	5.28	3524.007	6206.341	7.098	5.4	8.3	NO	0.999	NO	bb
6	6	180821M2_7	Standard	10.000	5.28	7017.545	6621.188	13.248	10.3	2.9	NO	0.999	NO	bb
7	7	180821M2_8	Standard	50.000	5.28	29544.684	6709.265	55.045	48.1	-3.9	NO	0.999	NO	bb
8	8	180821M2_9	Standard	100.000	5.28	51545.098	6677.856	96.485	101.5	1.5	NO	0.999	NO	bb
9	9	180821M2_10	Standard	250.000	5.28	110351.094	8699.147	158.566			NO	0.999	NO	bbXI
10	10	180821M2_11	Standard	500.000	5.28	179151.094	11236.308	199.299			NO	0.999	NO	bbXI

Dataset: Z:\Projects\PFAS.PRO\Results\180821M2\180821M2-CRV.qld

Last Altered: Tuesday, August 21, 2018 15:24:02 Pacific Daylight Time
Printed: Tuesday, August 21, 2018 15:47:48 Pacific Daylight Time

Compound name: PFNS
Coefficient of Determination: R^2 = 0.999880
Calibration curve: -0.00013535 * x^2 + 0.845513 * x + -0.022849
Response type: Internal Std (Ref 47), Area * (IS Conc. / IS Area)
Curve type: 2nd Order, Origin: Exclude, Weighting: 1/x, Axis trans: None

	#	Name	Type	Std. Conc.	RT	Area	IS Area	Response	Conc.	%Dev	Conc. Flag	CoD	CoD Flag	x=excluded
1	1	180821M2_2	Standard	0.250	5.38	109.013	8615.518	0.158	0.2	-14.4	NO	1.000	NO	bb
2	2	180821M2_3	Standard	0.500	5.38	241.420	7368.505	0.410	0.5	2.3	NO	1.000	NO	bb
3	3	180821M2_4	Standard	1.000	5.37	507.227	7250.794	0.874	1.1	6.1	NO	1.000	NO	bb
4	4	180821M2_5	Standard	2.000	5.37	1124.149	7609.594	1.847	2.2	10.6	NO	1.000	NO	bd
5	5	180821M2_6	Standard	5.000	5.37	2470.626	7355.601	4.199	5.0	-0.1	NO	1.000	NO	bb
6	6	180821M2_7	Standard	10.000	5.37	4991.220	7627.660	8.179	9.7	-2.8	NO	1.000	NO	bb
7	7	180821M2_8	Standard	50.000	5.37	23219.859	7129.164	40.713	48.6	-2.9	NO	1.000	NO	bb
8	8	180821M2_9	Standard	100.000	5.36	41503.918	6201.592	83.656	100.6	0.6	NO	1.000	NO	bb
9	9	180821M2_10	Standard	250.000	5.36	91918.969	5622.769	204.345	251.9	0.7	NO	1.000	NO	bb
10	10	180821M2_11	Standard	500.000	5.36	153399.734	4939.462	388.199	499.0	-0.2	NO	1.000	NO	bb

Compound name: L-MeFOSAA
Coefficient of Determination: R^2 = 0.999770
Calibration curve: -0.000368451 * x^2 + 1.24448 * x + -0.0677507
Response type: Internal Std (Ref 50), Area * (IS Conc. / IS Area)
Curve type: 2nd Order, Origin: Include, Weighting: 1/x, Axis trans: None

	#	Name	Type	Std. Conc	RT	Area	IS Area	Response	Conc.	%Dev	Conc. Flag	CoD	CoD Flag	x=excluded
1	1	180821M2_2	Standard	0.250	5.47	299.469	14878.247	0.252	0.3	2.7	NO	1.000	NO	MM
2	2	180821M2_3	Standard	0.500	5.47	474.226	13122.500	0.452	0.4	-16.5	NO	1.000	NO	MM
3	3	180821M2_4	Standard	1.000	5.47	1231.119	12943.739	1.189	1.0	1.0	NO	1.000	NO	MM
4	4	180821M2_5	Standard	2.000	5.46	2572.675	12785.454	2.515	2.1	3.8	NO	1.000	NO	MM
5	5	180821M2_6	Standard	5.000	5.46	5977.295	13311.761	5.613	4.6	-8.6	NO	1.000	NO	MM
6	6	180821M2_7	Standard	10.000	5.46	12948.838	13487.862	12.000	9.7	-2.7	NO	1.000	NO	MM
7	7	180821M2_8	Standard	50.000	5.46	58230.324	12217.317	59.578	48.6	-2.7	NO	1.000	NO	MM
8	8	180821M2_9	Standard	100.000	5.45	104644.531	10832.424	120.754	100.0	0.0	NO	1.000	NO	MM
9	9	180821M2_10	Standard	250.000	5.45	236941.063	10121.940	292.608	254.3	1.7	NO	1.000	NO	MM
10	10	180821M2_11	Standard	500.000	5.45	408850.063	9680.442	527.933	497.6	-0.5	NO	1.000	NO	MM

Dataset: Z:\Projects\PFAS.PRO\Results\180821M2\180821M2-CRV.qld

Last Altered: Tuesday, August 21, 2018 15:24:02 Pacific Daylight Time
Printed: Tuesday, August 21, 2018 15:47:48 Pacific Daylight Time

Compound name: L-EtFOSAA
Coefficient of Determination: R^2 = 0.999948
Calibration curve: -8.25298e-006 * x^2 + 0.928084 * x + -0.0290691
Response type: Internal Std (Ref 52), Area * (IS Conc. / IS Area)
Curve type: 2nd Order, Origin: Exclude, Weighting: 1/x, Axis trans: None

	#	Name	Type	Std. Conc	RT	Area	IS Area	Response	Conc.	%Dev	Conc. Flag	CoD	CoD Flag	x=excluded
1	1	180821M2_2	Standard	0.250	5.62	308.054	18190.838	0.212	0.3	3.8	NO	1.000	NO	MM
2	2	180821M2_3	Standard	0.500	5.62	595.485	15838.355	0.470	0.5	7.5	NO	1.000	NO	MM
3	3	180821M2_4	Standard	1.000	5.62	1013.006	15001.125	0.844	0.9	-5.9	NO	1.000	NO	MM
4	4	180821M2_5	Standard	2.000	5.62	2212.651	15980.033	1.731	1.9	-5.2	NO	1.000	NO	MM
5	5	180821M2_6	Standard	5.000	5.62	5478.057	15385.494	4.451	4.8	-3.5	NO	1.000	NO	MM
6	6	180821M2_7	Standard	10.000	5.61	11260.396	14715.098	9.565	10.3	3.4	NO	1.000	NO	MM
7	7	180821M2_8	Standard	50.000	5.61	52096.809	13972.812	46.606	50.3	0.5	NO	1.000	NO	MM
8	8	180821M2_9	Standard	100.000	5.61	91102.367	12412.990	91.741	99.0	-1.0	NO	1.000	NO	MM
9	9	180821M2_10	Standard	250.000	5.61	202760.953	10902.585	232.469	251.1	0.4	NO	1.000	NO	MM
10	10	180821M2_11	Standard	500.000	5.61	341861.875	9257.227	461.615	499.6	-0.1	NO	1.000	NO	MM

Vista Analytical Laboratory

Dataset: Z:\Projects\PFAS.PRO\Results\180821M2\180821M2-CRV.qld

Last Altered: Tuesday, August 21, 2018 15:24:02 Pacific Daylight Time
Printed: Tuesday, August 21, 2018 15:48:02 Pacific Daylight Time

Method: Z:\Projects\PFAS.PRO\MethDB\PFAS_FULL_80C_082118.mdb 21 Aug 2018 15:05:54
Calibration: Z:\Projects\PFAS.PRO\CurveDB\C18_VAL-PFAS_Q4_08-21-18.cdb 21 Aug 2018 15:24:02

Compound name: PFUdA
Coefficient of Determination: R^2 = 0.999970
Calibration curve: -0.000158318 * x^2 + 0.945323 * x + 0.0277992
Response type: Internal Std (Ref 51), Area * (IS Conc. / IS Area)
Curve type: 2nd Order, Origin: Exclude, Weighting: 1/x, Axis trans: None

	#	Name	Type	Std. Conc	RT	Area	IS Area	Response	Conc.	%Dev	Conc. Flag	CoD	CoD Flag	x=excluded
1	1	180821M2_2	Standard	0.250	5.64	1394.704	62507.988	0.279	0.3	6.3	NO	1.000	NO	bb
2	2	180821M2_3	Standard	0.500	5.64	2247.159	54905.172	0.512	0.5	2.4	NO	1.000	NO	bb
3	3	180821M2_4	Standard	1.000	5.64	4082.344	54605.156	0.935	1.0	-4.1	NO	1.000	NO	MM
4	4	180821M2_5	Standard	2.000	5.64	8395.643	55182.477	1.902	2.0	-0.8	NO	1.000	NO	bb
5	5	180821M2_6	Standard	5.000	5.63	19996.150	54225.797	4.609	4.9	-3.0	NO	1.000	NO	MM
6	6	180821M2_7	Standard	10.000	5.63	40663.813	54567.125	9.315	9.8	-1.6	NO	1.000	NO	bb
7	7	180821M2_8	Standard	50.000	5.63	185860.828	49383.891	47.045	50.2	0.3	NO	1.000	NO	bb
8	8	180821M2_9	Standard	100.000	5.63	324264.344	43192.246	93.843	100.9	0.9	NO	1.000	NO	bb
9	9	180821M2_10	Standard	250.000	5.63	700524.625	38841.484	225.443	248.8	-0.5	NO	1.000	NO	bb
10	10	180821M2_11	Standard	500.000	5.63	1160194.000	33459.168	433.437	500.4	0.1	NO	1.000	NO	MM

Compound name: PFDS
Coefficient of Determination: R^2 = 0.999929
Calibration curve: -4.7889e-005 * x^2 + 0.919577 * x + -0.000104503
Response type: Internal Std (Ref 47), Area * (IS Conc. / IS Area)
Curve type: 2nd Order, Origin: Exclude, Weighting: 1/x, Axis trans: None

	#	Name	Type	Std. Conc	RT	Area	IS Area	Response	Conc.	%Dev	Conc. Flag	CoD	CoD Flag	x=excluded
1	1	180821M2_2	Standard	0.250	5.68	176.917	8615.518	0.257	0.3	11.7	NO	1.000	NO	bb
2	2	180821M2_3	Standard	0.500	5.68	267.787	7368.505	0.454	0.5	-1.2	NO	1.000	NO	bb
3	3	180821M2_4	Standard	1.000	5.68	498.861	7250.794	0.860	0.9	-6.5	NO	1.000	NO	bb
4	4	180821M2_5	Standard	2.000	5.68	1095.442	7609.594	1.799	2.0	-2.1	NO	1.000	NO	bb
5	5	180821M2_6	Standard	5.000	5.68	2757.425	7355.601	4.686	5.1	1.9	NO	1.000	NO	bb
6	6	180821M2_7	Standard	10.000	5.68	5430.808	7627.660	8.900	9.7	-3.2	NO	1.000	NO	bb
7	7	180821M2_8	Standard	50.000	5.68	26002.662	7129.164	45.592	49.7	-0.6	NO	1.000	NO	bb
8	8	180821M2_9	Standard	100.000	5.67	44945.875	6201.592	90.593	99.0	-1.0	NO	1.000	NO	bb
9	9	180821M2_10	Standard	250.000	5.67	103164.672	5622.769	229.346	252.7	1.1	NO	1.000	NO	bb
10	10	180821M2_11	Standard	500.000	5.67	176557.266	4939.462	446.803	498.8	-0.2	NO	1.000	NO	bb

Dataset: Z:\Projects\PFAS.PRO\Results\180821M2\180821M2-CRV.qld

Last Altered: Tuesday, August 21, 2018 15:24:02 Pacific Daylight Time
Printed: Tuesday, August 21, 2018 15:48:02 Pacific Daylight Time

Compound name: PFDoA
Coefficient of Determination: R^2 = 0.999707
Calibration curve: -0.000209726 * x^2 + 1.12691 * x + 0.330092
Response type: Internal Std (Ref 53), Area * (IS Conc. / IS Area)
Curve type: 2nd Order, Origin: Exclude, Weighting: 1/x, Axis trans: None

	#	Name	Type	Std. Conc	RT	Area	IS Area	Response	Conc.	%Dev	Conc. Flag	CoD	CoD Flag	x=excluded
1	1	180821M2_2	Standard	0.250	5.91	3293.985	62000.547	0.664	0.3	18.6	NO	1.000	NO	bb
2	2	180821M2_3	Standard	0.500	5.91	3747.279	54640.352	0.857	0.5	-6.4	NO	1.000	NO	bb
3	3	180821M2_4	Standard	1.000	5.92	6053.874	52155.828	1.451	1.0	-0.5	NO	1.000	NO	bb
4	4	180821M2_5	Standard	2.000	5.91	11728.467	56111.699	2.613	2.0	1.3	NO	1.000	NO	bb
5	5	180821M2_6	Standard	5.000	5.91	24697.445	52868.543	5.839	4.9	-2.1	NO	1.000	NO	bb
6	6	180821M2_7	Standard	10.000	5.91	45563.684	54240.297	10.500	9.0	-9.6	NO	1.000	NO	MM
7	7	180821M2_8	Standard	50.000	5.91	214616.000	48891.051	54.871	48.8	-2.3	NO	1.000	NO	bb
8	8	180821M2_9	Standard	100.000	5.91	373242.313	42241.711	110.448	99.6	-0.4	NO	1.000	NO	bb
9	9	180821M2_10	Standard	250.000	5.91	865443.750	39440.531	274.288	255.2	2.1	NO	1.000	NO	bb
10	10	180821M2_11	Standard	500.000	5.90	1386672.375	34058.332	508.933	497.4	-0.5	NO	1.000	NO	bb

Compound name: N-MeFOSA
Coefficient of Determination: R^2 = 0.999327
Calibration curve: -3.07385e-005 * x^2 + 0.959583 * x + 0.127073
Response type: Internal Std (Ref 54), Area * (IS Conc. / IS Area)
Curve type: 2nd Order, Origin: Include, Weighting: 1/x, Axis trans: None

	#	Name	Type	Std. Conc	RT	Area	IS Area	Response	Conc.	%Dev	Conc. Flag	CoD	CoD Flag	x=excluded
1	1	180821M2_2	Standard	1.250	5.89	344.889	38125.906	1.357	1.3	2.5	NO	0.999	NO	bb
2	2	180821M2_3	Standard	2.500	5.89	521.222	34974.977	2.235	2.2	-12.1	NO	0.999	NO	bb
3	3	180821M2_4	Standard	5.000	5.89	1131.708	35572.785	4.772	4.8	-3.2	NO	0.999	NO	MM
4	4	180821M2_5	Standard	10.000	5.88	2569.301	35973.848	10.713	11.0	10.4	NO	0.999	NO	MM
5	5	180821M2_6	Standard	25.000	5.88	5688.773	34111.992	25.015	26.0	3.8	NO	0.999	NO	bb
6	6	180821M2_7	Standard	50.000	5.88	11601.455	33955.285	51.250	53.4	6.7	NO	0.999	NO	bb
7	7	180821M2_8	Standard	250.000	5.88	53277.781	32860.148	243.202	255.4	2.2	NO	0.999	NO	bb
8	8	180821M2_9	Standard	500.000	5.88	92322.781	28423.354	487.220	516.1	3.2	NO	0.999	NO	bb
9	9	180821M2_10	Standard	1250.000	5.88	213650.531	28894.236	1109.134	1202.0	-3.8	NO	0.999	NO	bb
10	10	180821M2_11	Standard	2500.000	5.88	376440.000	25382.451	2224.608	2521.9	0.9	NO	0.999	NO	bb

Dataset: Z:\Projects\PFAS.PRO\Results\180821M2\180821M2-CRV.qld

Last Altered: Tuesday, August 21, 2018 15:24:02 Pacific Daylight Time
Printed: Tuesday, August 21, 2018 15:48:02 Pacific Daylight Time

Compound name: PFTrDA
Coefficient of Determination: R^2 = 0.999644
Calibration curve: -6.4604e-005 * x^2 + 1.0949 * x + 0.0353889
Response type: Internal Std (Ref 53), Area * (IS Conc. / IS Area)
Curve type: 2nd Order, Origin: Exclude, Weighting: 1/x, Axis trans: None

	#	Name	Type	Std. Conc	RT	Area	IS Area	Response	Conc.	%Dev	Conc. Flag	CoD	CoD Flag	x=excluded
1	1	180821M2_2	Standard	0.250	6.16	1452.672	62000.547	0.293	0.2	-5.9	NO	1.000	NO	MM
2	2	180821M2_3	Standard	0.500	6.16	2412.910	54640.352	0.552	0.5	-5.6	NO	1.000	NO	MM
3	3	180821M2_4	Standard	1.000	6.16	4821.725	52155.828	1.156	1.0	2.3	NO	1.000	NO	bb
4	4	180821M2_5	Standard	2.000	6.15	10091.576	56111.699	2.248	2.0	1.1	NO	1.000	NO	bb
5	5	180821M2_6	Standard	5.000	6.15	24564.104	52868.543	5.808	5.3	5.5	NO	1.000	NO	bb
6	6	180821M2_7	Standard	10.000	6.15	47547.641	54240.297	10.958	10.0	-0.2	NO	1.000	NO	bb
7	7	180821M2_8	Standard	50.000	6.15	219225.172	48891.051	56.049	51.3	2.6	NO	1.000	NO	bb
8	8	180821M2_9	Standard	100.000	6.15	376938.625	42241.711	111.542	102.5	2.5	NO	1.000	NO	bb
9	9	180821M2_10	Standard	250.000	6.15	827709.688	39440.531	262.328	243.0	-2.8	NO	1.000	NO	bb
10	10	180821M2_11	Standard	500.000	6.15	1455925.625	34058.332	534.350	502.9	0.6	NO	1.000	NO	bb

Compound name: PFTeDA
Coefficient of Determination: R^2 = 0.999906
Calibration curve: -0.000465599 * x^2 + 1.43111 * x + 0.0502919
Response type: Internal Std (Ref 55), Area * (IS Conc. / IS Area)
Curve type: 2nd Order, Origin: Exclude, Weighting: 1/x, Axis trans: None

	#	Name	Type	Std. Conc	RT	Area	IS Area	Response	Conc.	%Dev	Conc. Flag	CoD	CoD Flag	x=excluded
1	1	180821M2_2	Standard	0.250	6.36	1178.448	36605.750	0.402	0.2	-1.6	NO	1.000	NO	bb
2	2	180821M2_3	Standard	0.500	6.36	2104.188	36511.270	0.720	0.5	-6.3	NO	1.000	NO	MM
3	3	180821M2_4	Standard	1.000	6.36	4056.836	31831.020	1.593	1.1	7.8	NO	1.000	NO	MM
4	4	180821M2_5	Standard	2.000	6.36	8305.186	35701.234	2.908	2.0	-0.1	NO	1.000	NO	MM
5	5	180821M2_6	Standard	5.000	6.36	19510.646	34240.969	7.123	4.9	-1.0	NO	1.000	NO	bb
6	6	180821M2_7	Standard	10.000	6.36	39349.367	33508.715	14.679	10.3	2.6	NO	1.000	NO	bb
7	7	180821M2_8	Standard	50.000	6.36	179751.875	32758.695	68.589	48.7	-2.7	NO	1.000	NO	bb
8	8	180821M2_9	Standard	100.000	6.36	317983.125	28309.928	140.403	101.4	1.4	NO	1.000	NO	bb
9	9	180821M2_10	Standard	250.000	6.35	733518.688	27925.289	328.340	249.7	-0.1	NO	1.000	NO	bb
10	10	180821M2_11	Standard	500.000	6.35	1280596.375	26714.697	599.200	500.0	-0.0	NO	1.000	NO	bb

Dataset: Z:\Projects\PFAS.PRO\Results\180821M2\180821M2-CRV.qld

Last Altered: Tuesday, August 21, 2018 15:24:02 Pacific Daylight Time
Printed: Tuesday, August 21, 2018 15:48:02 Pacific Daylight Time

Compound name: N-EtFOSA
Coefficient of Determination: R^2 = 0.999851
Calibration curve: -3.56717e-005 * x^2 + 0.895215 * x + 0.0692454
Response type: Internal Std (Ref 56), Area * (IS Conc. / IS Area)
Curve type: 2nd Order, Origin: Exclude, Weighting: 1/x, Axis trans: None

	#	Name	Type	Std. Conc	RT	Area	IS Area	Response	Conc.	%Dev	Conc. Flag	CoD	CoD Flag	x=excluded
1	1	180821M2_2	Standard	1.250	6.26	391.045	47000.746	1.248	1.3	5.3	NO	1.000	NO	bb
2	2	180821M2_3	Standard	2.500	6.26	607.014	39770.313	2.289	2.5	-0.8	NO	1.000	NO	bb
3	3	180821M2_4	Standard	5.000	6.26	1158.346	39664.277	4.381	4.8	-3.7	NO	1.000	NO	bb
4	4	180821M2_5	Standard	10.000	6.26	2534.019	42059.316	9.037	10.0	0.2	NO	1.000	NO	bb
5	5	180821M2_6	Standard	25.000	6.26	6129.396	40715.551	22.581	25.2	0.7	NO	1.000	NO	bb
6	6	180821M2_7	Standard	50.000	6.26	12381.403	41439.813	44.817	50.1	0.2	NO	1.000	NO	bb
7	7	180821M2_8	Standard	250.000	6.26	57670.125	39657.859	218.129	246.0	-1.6	NO	1.000	NO	bb
8	8	180821M2_9	Standard	500.000	6.26	103040.438	35854.348	431.079	491.1	-1.8	NO	1.000	NO	bb
9	9	180821M2_10	Standard	1250.000	6.26	235866.172	32707.299	1081.713	1272.8	1.8	NO	1.000	NO	bb
10	10	180821M2_11	Standard	2500.000	6.26	400062.844	29887.250	2007.860	2489.8	-0.4	NO	1.000	NO	bb

Compound name: PFHxDA
Coefficient of Determination: R^2 = 0.999092
Calibration curve: -0.000248608 * x^2 + 0.627422 * x + 0.0535672
Response type: Internal Std (Ref 57), Area * (IS Conc. / IS Area)
Curve type: 2nd Order, Origin: Exclude, Weighting: 1/x, Axis trans: None

	#	Name	Type	Std. Conc	RT	Area	IS Area	Response	Conc.	%Dev	Conc. Flag	CoD	CoD Flag	x=excluded
1	1	180821M2_2	Standard	0.250	6.66	836.439	18921.527	0.221	0.3	6.8	NO	0.999	NO	bb
2	2	180821M2_3	Standard	0.500	6.66	1292.822	17117.410	0.378	0.5	3.3	NO	0.999	NO	bb
3	3	180821M2_4	Standard	1.000	6.66	2215.974	16937.311	0.654	1.0	-4.2	NO	0.999	NO	MM
4	4	180821M2_5	Standard	2.000	6.66	4572.396	17202.703	1.329	2.0	1.7	NO	0.999	NO	bb
5	5	180821M2_6	Standard	5.000	6.66	10305.210	16613.359	3.101	4.9	-2.7	NO	0.999	NO	bb
6	6	180821M2_7	Standard	10.000	6.66	20435.215	16538.055	6.178	9.8	-2.0	NO	0.999	NO	bb
7	7	180821M2_8	Standard	50.000	6.66	97422.602	16006.682	30.432	49.4	-1.2	NO	0.999	NO	bb
8	8	180821M2_9	Standard	100.000	6.65	173235.859	15106.169	57.339	94.9	-5.1	NO	0.999	NO	bb
9	9	180821M2_10	Standard	250.000	6.65	399246.406	13564.278	147.168	261.6	4.6	NO	0.999	NO	bb
10	10	180821M2_11	Standard	500.000	6.65	724390.625	14525.681	249.348	494.0	-1.2	NO	0.999	NO	bb

Dataset: Z:\Projects\PFAS.PRO\Results\180821M2\180821M2-CRV.qld

Last Altered: Tuesday, August 21, 2018 15:24:02 Pacific Daylight Time
Printed: Tuesday, August 21, 2018 15:48:02 Pacific Daylight Time

Compound name: PFODA
Coefficient of Determination: R^2 = 0.998329
Calibration curve: -0.000333433 * x^2 + 0.794318 * x + -0.0102444
Response type: Internal Std (Ref 57), Area * (IS Conc. / IS Area)
Curve type: 2nd Order, Origin: Include, Weighting: 1/x, Axis trans: None

	#	Name	Type	Std. Conc	RT	Area	IS Area	Response	Conc.	%Dev	Conc. Flag	CoD	CoD Flag	x=excluded
1	1	180821M2_2	Standard	0.250	6.88	790.525	18921.527	0.209	0.3	10.4	NO	0.998	NO	MM
2	2	180821M2_3	Standard	0.500	6.87	1257.623	17117.410	0.367	0.5	-4.9	NO	0.998	NO	MM
3	3	180821M2_4	Standard	1.000	6.88	2592.074	16937.311	0.765	1.0	-2.3	NO	0.998	NO	MM
4	4	180821M2_5	Standard	2.000	6.87	5510.446	17202.703	1.602	2.0	1.5	NO	0.998	NO	MM
5	5	180821M2_6	Standard	5.000	6.87	12588.057	16613.359	3.789	4.8	-4.2	NO	0.998	NO	bb
6	6	180821M2_7	Standard	10.000	6.87	25738.443	16538.055	7.782	9.9	-1.5	NO	0.998	NO	bb
7	7	180821M2_8	Standard	50.000	6.87	122017.984	16006.682	38.115	49.0	-2.0	NO	0.998	NO	bb
8	8	180821M2_9	Standard	100.000	6.87	214695.781	15106.169	71.062	93.1	-6.9	NO	0.998	NO	bb
9	9	180821M2_10	Standard	250.000	6.87	509136.469	13564.278	187.675	266.0	6.4	NO	0.998	NO	bb
10	10	180821M2_11	Standard	500.000	6.87	900307.625	14525.681	309.902	491.6	-1.7	NO	0.998	NO	bb

Compound name: N-MeFOSE
Coefficient of Determination: R^2 = 0.999804
Calibration curve: 3.47478e-006 * x^2 + 0.960214 * x + 0.0957852
Response type: Internal Std (Ref 58), Area * (IS Conc. / IS Area)
Curve type: 2nd Order, Origin: Exclude, Weighting: 1/x, Axis trans: None

	#	Name	Type	Std. Conc	RT	Area	IS Area	Response	Conc.	%Dev	Conc. Flag	CoD	CoD Flag	x=excluded
1	1	180821M2_2	Standard	1.250	6.39	279.544	29735.094	1.410	1.4	9.5	NO	1.000	NO	bb
2	2	180821M2_3	Standard	2.500	6.39	440.032	26155.609	2.524	2.5	1.1	NO	1.000	NO	bb
3	3	180821M2_4	Standard	5.000	6.39	817.570	26677.205	4.597	4.7	-6.2	NO	1.000	NO	MM
4	4	180821M2_5	Standard	10.000	6.39	1754.054	27538.914	9.554	9.8	-1.5	NO	1.000	NO	MM
5	5	180821M2_6	Standard	25.000	6.39	4078.200	26299.170	23.260	24.1	-3.5	NO	1.000	NO	bb
6	6	180821M2_7	Standard	50.000	6.39	8286.818	26284.658	47.291	49.1	-1.7	NO	1.000	NO	bb
7	7	180821M2_8	Standard	250.000	6.39	41171.500	24580.152	251.248	261.3	4.5	NO	1.000	NO	bb
8	8	180821M2_9	Standard	500.000	6.39	74843.141	23918.697	469.360	487.8	-2.4	NO	1.000	NO	bb
9	9	180821M2_10	Standard	1250.000	6.39	198279.359	24603.824	1208.833	1253.1	0.3	NO	1.000	NO	MM
10	10	180821M2_11	Standard	2500.000	6.39	382849.188	23709.660	2422.109	2499.8	-0.0	NO	1.000	NO	bb

Vista Analytical Laboratory

Dataset: Z:\Projects\PFAS.PRO\Results\180821M2\180821M2-CRV.qld

Last Altered: Tuesday, August 21, 2018 15:24:02 Pacific Daylight Time
Printed: Tuesday, August 21, 2018 15:48:02 Pacific Daylight Time

Compound name: N-EtFOSE
Coefficient of Determination: R^2 = 0.999946
Calibration curve: 2.17474e-006 * x^2 + 1.13412 * x + 0.0693477
Response type: Internal Std (Ref 59), Area * (IS Conc. / IS Area)
Curve type: 2nd Order, Origin: Exclude, Weighting: 1/x, Axis trans: None

	#	Name	Type	Std. Conc	RT	Area	IS Area	Response	Conc.	%Dev	Conc. Flag	CoD	CoD Flag	x=excluded
1	1	180821M2_2	Standard	1.250	6.53	300.430	30273.035	1.489	1.3	0.1	NO	1.000	NO	bb
2	2	180821M2_3	Standard	2.500	6.53	501.031	25840.387	2.908	2.5	0.1	NO	1.000	NO	MM
3	3	180821M2_4	Standard	5.000	6.54	953.277	26466.578	5.403	4.7	-5.9	NO	1.000	NO	MM
4	4	180821M2_5	Standard	10.000	6.54	2078.856	26138.693	11.930	10.5	4.6	NO	1.000	NO	bb
5	5	180821M2_6	Standard	25.000	6.54	5035.044	26084.477	28.954	25.5	1.9	NO	1.000	NO	MM
6	6	180821M2_7	Standard	50.000	6.54	9980.405	26284.240	56.957	50.2	0.3	NO	1.000	NO	bb
7	7	180821M2_8	Standard	250.000	6.54	50563.746	26853.127	282.446	248.9	-0.5	NO	1.000	NO	bb
8	8	180821M2_9	Standard	500.000	6.54	88765.430	23769.676	560.160	493.4	-1.3	NO	1.000	NO	bb
9	9	180821M2_10	Standard	1250.000	6.54	233178.344	24396.424	1433.684	1261.0	0.9	NO	1.000	NO	bb
10	10	180821M2_11	Standard	2500.000	6.54	455924.938	24044.234	2844.289	2495.9	-0.2	NO	1.000	NO	bb

Compound name: 13C3-PFBA
Response Factor: 0.783327
RRF SD: 0.00777228, Relative SD: 0.992215
Response type: Internal Std (Ref 60), Area * (IS Conc. / IS Area)
Curve type: RF

	#	Name	Type	Std. Conc	RT	Area	IS Area	Response	Conc.	%Dev	Conc. Flag	CoD	CoD Flag	x=excluded
1	1	180821M2_2	Standard	12.500	1.56	27109.646	34720.297	9.760	12.5	-0.3	NO		NO	MM
2	2	180821M2_3	Standard	12.500	1.56	23446.803	29811.094	9.831	12.6	0.4	NO		NO	bb
3	3	180821M2_4	Standard	12.500	1.56	22943.047	29544.824	9.707	12.4	-0.9	NO		NO	bb
4	4	180821M2_5	Standard	12.500	1.56	23875.879	30495.680	9.787	12.5	-0.1	NO		NO	bb
5	5	180821M2_6	Standard	12.500	1.56	23049.092	29889.451	9.639	12.3	-1.6	NO		NO	bb
6	6	180821M2_7	Standard	12.500	1.55	23352.621	29225.646	9.988	12.8	2.0	NO		NO	bb
7	7	180821M2_8	Standard	12.500	1.56	22575.576	28587.275	9.871	12.6	0.8	NO		NO	bb
8	8	180821M2_9	Standard	12.500	1.55	20537.176	26101.051	9.835	12.6	0.4	NO		NO	bb
9	9	180821M2_10	Standard	12.500	1.55	19921.260	25475.969	9.775	12.5	-0.2	NO		NO	bb
10	10	180821M2_11	Standard	12.500	1.55	18422.680	23686.111	9.722	12.4	-0.7	NO		NO	bb

Dataset: Z:\Projects\PFAS.PRO\Results\180821M2\180821M2-CRV.qld

Last Altered: Tuesday, August 21, 2018 15:24:02 Pacific Daylight Time
Printed: Tuesday, August 21, 2018 15:48:02 Pacific Daylight Time

Compound name: 13C3-PFPeA
Response Factor: 0.605799
RRF SD: 0.0155281, Relative SD: 2.56325
Response type: Internal Std (Ref 61), Area * (IS Conc. / IS Area)
Curve type: RF

	#	Name	Type	Std. Conc	RT	Area	IS Area	Response	Conc.	%Dev	Conc. Flag	CoD	CoD Flag	x=excluded
1	1	180821M2_2	Standard	12.500	2.57	37734.352	62416.465	7.557	12.5	-0.2	NO		NO	MM
2	2	180821M2_3	Standard	12.500	2.57	32193.779	53279.844	7.553	12.5	-0.3	NO		NO	bb
3	3	180821M2_4	Standard	12.500	2.57	30938.281	52735.727	7.333	12.1	-3.2	NO		NO	bb
4	4	180821M2_5	Standard	12.500	2.57	32451.832	55975.535	7.247	12.0	-4.3	NO		NO	bb
5	5	180821M2_6	Standard	12.500	2.57	31650.248	52584.156	7.524	12.4	-0.6	NO		NO	bb
6	6	180821M2_7	Standard	12.500	2.56	31671.916	51715.020	7.655	12.6	1.1	NO		NO	MM
7	7	180821M2_8	Standard	12.500	2.56	29708.719	49615.328	7.485	12.4	-1.2	NO		NO	bb
8	8	180821M2_9	Standard	12.500	2.56	26919.576	43065.027	7.814	12.9	3.2	NO		NO	bb
9	9	180821M2_10	Standard	12.500	2.56	24686.801	39231.539	7.866	13.0	3.9	NO		NO	bb
10	10	180821M2_11	Standard	12.500	2.56	21731.102	35317.199	7.691	12.7	1.6	NO		NO	bb

Compound name: 13C3-PFBS
Response Factor: 0.0640784
RRF SD: 0.0017965, Relative SD: 2.80359
Response type: Internal Std (Ref 61), Area * (IS Conc. / IS Area)
Curve type: RF

	#	Name	Type	Std. Conc	RT	Area	IS Area	Response	Conc.	%Dev	Conc. Flag	CoD	CoD Flag	x=excluded
1	1	180821M2_2	Standard	12.500	2.86	3962.342	62416.465	0.794	12.4	-0.9	NO		NO	bb
2	2	180821M2_3	Standard	12.500	2.86	3464.558	53279.844	0.813	12.7	1.5	NO		NO	bb
3	3	180821M2_4	Standard	12.500	2.85	3388.050	52735.727	0.803	12.5	0.3	NO		NO	bb
4	4	180821M2_5	Standard	12.500	2.85	3457.645	55975.535	0.772	12.0	-3.6	NO		NO	bb
5	5	180821M2_6	Standard	12.500	2.85	3434.119	52584.156	0.816	12.7	1.9	NO		NO	bb
6	6	180821M2_7	Standard	12.500	2.85	3422.853	51715.020	0.827	12.9	3.3	NO		NO	MM
7	7	180821M2_8	Standard	12.500	2.85	3221.498	49615.328	0.812	12.7	1.3	NO		NO	bb
8	8	180821M2_9	Standard	12.500	2.85	2785.314	43065.027	0.808	12.6	0.9	NO		NO	bb
9	9	180821M2_10	Standard	12.500	2.84	2546.722	39231.539	0.811	12.7	1.3	NO		NO	bb
10	10	180821M2_11	Standard	12.500	2.84	2127.651	35317.199	0.753	11.8	-6.0	NO		NO	bb

Dataset: Z:\Projects\PFAS.PRO\Results\180821M2\180821M2-CRV.qld

Last Altered: Tuesday, August 21, 2018 15:24:02 Pacific Daylight Time
Printed: Tuesday, August 21, 2018 15:48:02 Pacific Daylight Time

Compound name: 13C2-4:2 FTS
Response Factor: 0.140665
RRF SD: 0.0134783, Relative SD: 9.5818
Response type: Internal Std (Ref 61), Area * (IS Conc. / IS Area)
Curve type: RF

	#	Name	Type	Std. Conc	RT	Area	IS Area	Response	Conc.	%Dev	Conc. Flag	CoD	CoD Flag	x=excluded
1	1	180821M2_2	Standard	12.500	3.25	8390.633	62416.465	1.680	11.9	-4.4	NO		NO	MM
2	2	180821M2_3	Standard	12.500	3.25	7187.709	53279.844	1.686	12.0	-4.1	NO		NO	bb
3	3	180821M2_4	Standard	12.500	3.25	6991.135	52735.727	1.657	11.8	-5.8	NO		NO	bb
4	4	180821M2_5	Standard	12.500	3.24	7228.743	55975.535	1.614	11.5	-8.2	NO		NO	bb
5	5	180821M2_6	Standard	12.500	3.24	7213.049	52584.156	1.715	12.2	-2.5	NO		NO	bb
6	6	180821M2_7	Standard	12.500	3.24	7189.042	51715.020	1.738	12.4	-1.2	NO		NO	bb
7	7	180821M2_8	Standard	12.500	3.24	7272.957	49615.328	1.832	13.0	4.2	NO		NO	bb
8	8	180821M2_9	Standard	12.500	3.24	7385.966	43065.027	2.144	15.2	21.9	NO		NO	bb
9	9	180821M2_10	Standard	12.500	3.24	9056.280	39231.539	2.886	20.5	64.1	NO		NO	bbX
10	10	180821M2_11	Standard	12.500	3.24	11320.786	35317.199	4.007	28.5	127.9	NO		NO	bbX

Compound name: 13C2-PFHxA
Response Factor: 0.956869
RRF SD: 0.0265244, Relative SD: 2.772
Response type: Internal Std (Ref 61), Area * (IS Conc. / IS Area)
Curve type: RF

	#	Name	Type	Std. Conc	RT	Area	IS Area	Response	Conc.	%Dev	Conc. Flag	CoD	CoD Flag	x=excluded
1	1	180821M2_2	Standard	5.000	3.35	23545.975	62416.465	4.715	4.9	-1.4	NO		NO	bb
2	2	180821M2_3	Standard	5.000	3.35	20054.301	53279.844	4.705	4.9	-1.7	NO		NO	bb
3	3	180821M2_4	Standard	5.000	3.35	20059.383	52735.727	4.755	5.0	-0.6	NO		NO	bb
4	4	180821M2_5	Standard	5.000	3.35	20470.262	55975.535	4.571	4.8	-4.5	NO		NO	bb
5	5	180821M2_6	Standard	5.000	3.35	19699.730	52584.156	4.683	4.9	-2.1	NO		NO	bb
6	6	180821M2_7	Standard	5.000	3.34	20366.963	51715.020	4.923	5.1	2.9	NO		NO	bb
7	7	180821M2_8	Standard	5.000	3.34	18923.701	49615.328	4.768	5.0	-0.3	NO		NO	bb
8	8	180821M2_9	Standard	5.000	3.34	16530.707	43065.027	4.798	5.0	0.3	NO		NO	bb
9	9	180821M2_10	Standard	5.000	3.33	15385.258	39231.539	4.902	5.1	2.5	NO		NO	bb
10	10	180821M2_11	Standard	5.000	3.33	14193.018	35317.199	5.023	5.2	5.0	NO		NO	bb

Dataset: Z:\Projects\PFAS.PRO\Results\180821M2\180821M2-CRV.qld

Last Altered: Tuesday, August 21, 2018 15:24:02 Pacific Daylight Time
Printed: Tuesday, August 21, 2018 15:48:02 Pacific Daylight Time

Compound name: 13C4-PFHpA
Response Factor: 0.539998
RRF SD: 0.0150083, Relative SD: 2.77932
Response type: Internal Std (Ref 61), Area * (IS Conc. / IS Area)
Curve type: RF

	#	Name	Type	Std. Conc	RT	Area	IS Area	Response	Conc.	%Dev	Conc. Flag	CoD	CoD Flag	x=excluded
1	1	180821M2_2	Standard	12.500	3.98	32907.070	62416.465	6.590	12.2	-2.4	NO		NO	bb
2	2	180821M2_3	Standard	12.500	3.98	29621.078	53279.844	6.949	12.9	3.0	NO		NO	bb
3	3	180821M2_4	Standard	12.500	3.98	27963.422	52735.727	6.628	12.3	-1.8	NO		NO	bb
4	4	180821M2_5	Standard	12.500	3.98	30264.674	55975.535	6.758	12.5	0.1	NO		NO	bb
5	5	180821M2_6	Standard	12.500	3.98	28409.244	52584.156	6.753	12.5	0.0	NO		NO	bb
6	6	180821M2_7	Standard	12.500	3.98	28819.174	51715.020	6.966	12.9	3.2	NO		NO	MM
7	7	180821M2_8	Standard	12.500	3.97	27328.396	49615.328	6.885	12.8	2.0	NO		NO	bb
8	8	180821M2_9	Standard	12.500	3.97	23055.338	43065.027	6.692	12.4	-0.9	NO		NO	bb
9	9	180821M2_10	Standard	12.500	3.97	21676.373	39231.539	6.907	12.8	2.3	NO		NO	MM
10	10	180821M2_11	Standard	12.500	3.97	17999.752	35317.199	6.371	11.8	-5.6	NO		NO	bb

Compound name: 18O2-PFHxS
Response Factor: 0.475485
RRF SD: 0.0165339, Relative SD: 3.47727
Response type: Internal Std (Ref 62), Area * (IS Conc. / IS Area)
Curve type: RF

	#	Name	Type	Std. Conc	RT	Area	IS Area	Response	Conc.	%Dev	Conc. Flag	CoD	CoD Flag	x=excluded
1	1	180821M2_2	Standard	12.500	4.13	3278.472	6942.434	5.903	12.4	-0.7	NO		NO	MM
2	2	180821M2_3	Standard	12.500	4.13	2918.765	6232.624	5.854	12.3	-1.5	NO		NO	bb
3	3	180821M2_4	Standard	12.500	4.13	3079.666	5975.737	6.442	13.5	8.4	NO		NO	bd
4	4	180821M2_5	Standard	12.500	4.12	2969.524	6447.781	5.757	12.1	-3.1	NO		NO	bb
5	5	180821M2_6	Standard	12.500	4.12	2893.916	6284.580	5.756	12.1	-3.2	NO		NO	bb
6	6	180821M2_7	Standard	12.500	4.12	2957.974	6313.654	5.856	12.3	-1.5	NO		NO	MM
7	7	180821M2_8	Standard	12.500	4.12	2635.892	5568.619	5.917	12.4	-0.4	NO		NO	bb
8	8	180821M2_9	Standard	12.500	4.12	2414.534	5157.652	5.852	12.3	-1.5	NO		NO	bb
9	9	180821M2_10	Standard	12.500	4.12	2178.797	4434.378	6.142	12.9	3.3	NO		NO	bb
10	10	180821M2_11	Standard	12.500	4.11	1879.088	3942.839	5.957	12.5	0.2	NO		NO	MM

Vista Analytical Laboratory

Dataset: Z:\Projects\PFAS.PRO\Results\180821M2\180821M2-CRV.qld

Last Altered: Tuesday, August 21, 2018 15:24:02 Pacific Daylight Time
Printed: Tuesday, August 21, 2018 15:48:02 Pacific Daylight Time

Compound name: 13C2-6:2 FTS
Response Factor: 0.136517
RRF SD: 0.0135201, Relative SD: 9.9036
Response type: Internal Std (Ref 63), Area * (IS Conc. / IS Area)
Curve type: RF

	#	Name	Type	Std. Conc	RT	Area	IS Area	Response	Conc.	%Dev	Conc. Flag	CoD	CoD Flag	x=excluded
1	1	180821M2_2	Standard	12.500	4.45	8726.569	66823.352	1.632	12.0	-4.3	NO		NO	MM
2	2	180821M2_3	Standard	12.500	4.45	7584.776	56739.629	1.671	12.2	-2.1	NO		NO	MM
3	3	180821M2_4	Standard	12.500	4.45	7648.947	56306.055	1.698	12.4	-0.5	NO		NO	bb
4	4	180821M2_5	Standard	12.500	4.45	7937.104	62154.285	1.596	11.7	-6.5	NO		NO	bb
5	5	180821M2_6	Standard	12.500	4.44	7178.153	57135.313	1.570	11.5	-8.0	NO		NO	bb
6	6	180821M2_7	Standard	12.500	4.44	7672.491	60091.984	1.596	11.7	-6.5	NO		NO	MM
7	7	180821M2_8	Standard	12.500	4.44	7879.174	54512.500	1.807	13.2	5.9	NO		NO	bb
8	8	180821M2_9	Standard	12.500	4.44	8014.909	48145.707	2.081	15.2	21.9	NO		NO	MM
9	9	180821M2_10	Standard	12.500	4.44	10067.829	42705.559	2.947	21.6	72.7	NO		NO	bbX
10	10	180821M2_11	Standard	12.500	4.43	12436.168	38296.527	4.059	29.7	137.9	NO		NO	MMX

Compound name: 13C2-PFOA
Response Factor: 0.790181
RRF SD: 0.0269864, Relative SD: 3.41522
Response type: Internal Std (Ref 63), Area * (IS Conc. / IS Area)
Curve type: RF

	#	Name	Type	Std. Conc	RT	Area	IS Area	Response	Conc.	%Dev	Conc. Flag	CoD	CoD Flag	x=excluded
1	1	180821M2_2	Standard	12.500	4.50	52628.402	66823.352	9.845	12.5	-0.3	NO		NO	bb
2	2	180821M2_3	Standard	12.500	4.51	45817.363	56739.629	10.094	12.8	2.2	NO		NO	bb
3	3	180821M2_4	Standard	12.500	4.50	43938.996	56306.055	9.755	12.3	-1.2	NO		NO	bb
4	4	180821M2_5	Standard	12.500	4.50	48109.633	62154.285	9.675	12.2	-2.0	NO		NO	bb
5	5	180821M2_6	Standard	12.500	4.50	45495.465	57135.313	9.953	12.6	0.8	NO		NO	bb
6	6	180821M2_7	Standard	12.500	4.50	47199.418	60091.984	9.818	12.4	-0.6	NO		NO	MM
7	7	180821M2_8	Standard	12.500	4.50	42381.258	54512.500	9.718	12.3	-1.6	NO		NO	bb
8	8	180821M2_9	Standard	12.500	4.50	35675.797	48145.707	9.262	11.7	-6.2	NO		NO	bb
9	9	180821M2_10	Standard	12.500	4.49	36061.539	42705.559	10.555	13.4	6.9	NO		NO	bb
10	10	180821M2_11	Standard	12.500	4.49	30933.121	38296.527	10.097	12.8	2.2	NO		NO	bb

Dataset: Z:\Projects\PFAS.PRO\Results\180821M2\180821M2-CRV.qld

Last Altered: Tuesday, August 21, 2018 15:24:02 Pacific Daylight Time
Printed: Tuesday, August 21, 2018 15:48:02 Pacific Daylight Time

Compound name: 13C5-PFNA
Response Factor: 0.970233
RRF SD: 0.0258286, Relative SD: 2.6621
Response type: Internal Std (Ref 64), Area * (IS Conc. / IS Area)
Curve type: RF

	#	Name	Type	Std. Conc	RT	Area	IS Area	Response	Conc.	%Dev	Conc. Flag	CoD	CoD Flag	x=excluded
1	1	180821M2_2	Standard	12.500	4.94	55429.074	58342.645	11.876	12.2	-2.1	NO		NO	bb
2	2	180821M2_3	Standard	12.500	4.94	46987.156	47853.191	12.274	12.7	1.2	NO		NO	bb
3	3	180821M2_4	Standard	12.500	4.94	45465.902	46960.086	12.102	12.5	-0.2	NO		NO	bb
4	4	180821M2_5	Standard	12.500	4.94	47258.559	50843.227	11.619	12.0	-4.2	NO		NO	bb
5	5	180821M2_6	Standard	12.500	4.94	48206.809	47857.563	12.591	13.0	3.8	NO		NO	bb
6	6	180821M2_7	Standard	12.500	4.94	46908.992	48468.270	12.098	12.5	-0.2	NO		NO	bb
7	7	180821M2_8	Standard	12.500	4.94	43926.887	44847.973	12.243	12.6	1.0	NO		NO	bb
8	8	180821M2_9	Standard	12.500	4.93	38560.586	41149.023	11.714	12.1	-3.4	NO		NO	bb
9	9	180821M2_10	Standard	12.500	4.93	34418.574	35260.191	12.202	12.6	0.6	NO		NO	bb
10	10	180821M2_11	Standard	12.500	4.93	30045.834	29900.256	12.561	12.9	3.6	NO		NO	bb

Compound name: 13C8-PFOSA
Response Factor: 0.18697
RRF SD: 0.013691, Relative SD: 7.32257
Response type: Internal Std (Ref 67), Area * (IS Conc. / IS Area)
Curve type: RF

	#	Name	Type	Std. Conc	RT	Area	IS Area	Response	Conc.	%Dev	Conc. Flag	CoD	CoD Flag	x=excluded
1	1	180821M2_2	Standard	12.500	4.99	12026.618	63545.418	2.366	12.7	1.2	NO		NO	bb
2	2	180821M2_3	Standard	12.500	4.99	9872.075	57049.895	2.163	11.6	-7.4	NO		NO	bb
3	3	180821M2_4	Standard	12.500	4.99	9877.323	56401.496	2.189	11.7	-6.3	NO		NO	bb
4	4	180821M2_5	Standard	12.500	4.99	10315.070	59840.617	2.155	11.5	-7.8	NO		NO	bb
5	5	180821M2_6	Standard	12.500	4.99	10306.894	57347.906	2.247	12.0	-3.9	NO		NO	bb
6	6	180821M2_7	Standard	12.500	4.99	10191.435	56210.504	2.266	12.1	-3.0	NO		NO	MM
7	7	180821M2_8	Standard	12.500	4.99	9586.296	50794.207	2.359	12.6	0.9	NO		NO	bb
8	8	180821M2_9	Standard	12.500	4.98	8669.244	45435.043	2.385	12.8	2.1	NO		NO	bb
9	9	180821M2_10	Standard	12.500	4.98	8201.800	38922.508	2.634	14.1	12.7	NO		NO	MM
10	10	180821M2_11	Standard	12.500	4.98	6974.783	33435.523	2.608	13.9	11.6	NO		NO	MM

Dataset: Z:\Projects\PFAS.PRO\Results\180821M2\180821M2-CRV.qld

Last Altered: Tuesday, August 21, 2018 15:24:02 Pacific Daylight Time
Printed: Tuesday, August 21, 2018 15:48:02 Pacific Daylight Time

Compound name: 13C8-PFOS
Response Factor: 1.06912
RRF SD: 0.0366561, Relative SD: 3.42862
Response type: Internal Std (Ref 65), Area * (IS Conc. / IS Area)
Curve type: RF

	#	Name	Type	Std. Conc	RT	Area	IS Area	Response	Conc.	%Dev	Conc. Flag	CoD	CoD Flag	x=excluded
1	1	180821M2_2	Standard	12.500	5.02	8615.518	8117.901	13.266	12.4	-0.7	NO		NO	bb
2	2	180821M2_3	Standard	12.500	5.02	7368.505	6788.003	13.569	12.7	1.5	NO		NO	bb
3	3	180821M2_4	Standard	12.500	5.02	7250.794	7042.035	12.871	12.0	-3.7	NO		NO	bb
4	4	180821M2_5	Standard	12.500	5.02	7609.594	7128.625	13.343	12.5	-0.2	NO		NO	bb
5	5	180821M2_6	Standard	12.500	5.02	7355.601	7192.176	12.784	12.0	-4.3	NO		NO	MM
6	6	180821M2_7	Standard	12.500	5.02	7627.660	6687.481	14.257	13.3	6.7	NO		NO	bb
7	7	180821M2_8	Standard	12.500	5.02	7129.164	6527.025	13.653	12.8	2.2	NO		NO	bb
8	8	180821M2_9	Standard	12.500	5.01	6201.592	6050.085	12.813	12.0	-4.1	NO		NO	bb
9	9	180821M2_10	Standard	12.500	5.01	5622.769	5164.329	13.610	12.7	1.8	NO		NO	bb
10	10	180821M2_11	Standard	12.500	5.01	4939.462	4582.408	13.474	12.6	0.8	NO		NO	bb

Compound name: 13C2-PFDA
Response Factor: 0.930299
RRF SD: 0.0371324, Relative SD: 3.99145
Response type: Internal Std (Ref 66), Area * (IS Conc. / IS Area)
Curve type: RF

	#	Name	Type	Std. Conc	RT	Area	IS Area	Response	Conc.	%Dev	Conc. Flag	CoD	CoD Flag	x=excluded
1	1	180821M2_2	Standard	12.500	5.31	53719.453	55669.254	12.062	13.0	3.7	NO		NO	bb
2	2	180821M2_3	Standard	12.500	5.32	45226.070	49954.113	11.317	12.2	-2.7	NO		NO	bb
3	3	180821M2_4	Standard	12.500	5.31	45288.648	46775.418	12.103	13.0	4.1	NO		NO	bb
4	4	180821M2_5	Standard	12.500	5.31	46864.688	52478.871	11.163	12.0	-4.0	NO		NO	bb
5	5	180821M2_6	Standard	12.500	5.31	46538.609	48292.637	12.046	12.9	3.6	NO		NO	bb
6	6	180821M2_7	Standard	12.500	5.31	46408.414	48834.043	11.879	12.8	2.2	NO		NO	bb
7	7	180821M2_8	Standard	12.500	5.31	39255.414	45714.984	10.734	11.5	-7.7	NO		NO	bb
8	8	180821M2_9	Standard	12.500	5.31	36733.293	39267.191	11.693	12.6	0.6	NO		NO	bb
9	9	180821M2_10	Standard	12.500	5.30	33110.512	36451.910	11.354	12.2	-2.4	NO		NO	bb
10	10	180821M2_11	Standard	12.500	5.30	29692.059	31093.873	11.936	12.8	2.6	NO		NO	bb

Dataset: Z:\Projects\PFAS.PRO\Results\180821M2\180821M2-CRV.qld

Last Altered: Tuesday, August 21, 2018 15:24:02 Pacific Daylight Time
Printed: Tuesday, August 21, 2018 15:48:02 Pacific Daylight Time

Compound name: 13C2-8:2 FTS
Response Factor: 0.114474
RRF SD: 0.0120979, Relative SD: 10.5682
Response type: Internal Std (Ref 63), Area * (IS Conc. / IS Area)
Curve type: RF

	#	Name	Type	Std. Conc	RT	Area	IS Area	Response	Conc.	%Dev	Conc. Flag	CoD	CoD Flag	x=excluded
1	1	180821M2_2	Standard	12.500	5.29	7237.672	66823.352	1.354	11.8	-5.4	NO		NO	bb
2	2	180821M2_3	Standard	12.500	5.29	6713.214	56739.629	1.479	12.9	3.4	NO		NO	MM
3	3	180821M2_4	Standard	12.500	5.29	6155.657	56306.055	1.367	11.9	-4.5	NO		NO	bb
4	4	180821M2_5	Standard	12.500	5.28	6169.011	62154.285	1.241	10.8	-13.3	NO		NO	bb
5	5	180821M2_6	Standard	12.500	5.28	6206.341	57135.313	1.358	11.9	-5.1	NO		NO	bb
6	6	180821M2_7	Standard	12.500	5.28	6621.188	60091.984	1.377	12.0	-3.7	NO		NO	bb
7	7	180821M2_8	Standard	12.500	5.28	6709.265	54512.500	1.538	13.4	7.5	NO		NO	MM
8	8	180821M2_9	Standard	12.500	5.28	6677.856	48145.707	1.734	15.1	21.2	NO		NO	bb
9	9	180821M2_10	Standard	12.500	5.28	8699.147	42705.559	2.546	22.2	77.9	NO		NO	bbX
10	10	180821M2_11	Standard	12.500	5.28	11236.308	38296.527	3.668	32.0	156.3	NO		NO	bbX

Compound name: d3-N-MeFOSAA
Response Factor: 0.24079
RRF SD: 0.0206877, Relative SD: 8.59161
Response type: Internal Std (Ref 67), Area * (IS Conc. / IS Area)
Curve type: RF

	#	Name	Type	Std. Conc	RT	Area	IS Area	Response	Conc.	%Dev	Conc. Flag	CoD	CoD Flag	x=excluded
1	1	180821M2_2	Standard	12.500	5.46	14878.247	63545.418	2.927	12.2	-2.8	NO		NO	bb
2	2	180821M2_3	Standard	12.500	5.46	13122.500	57049.895	2.875	11.9	-4.5	NO		NO	bb
3	3	180821M2_4	Standard	12.500	5.46	12943.739	56401.496	2.869	11.9	-4.7	NO		NO	bb
4	4	180821M2_5	Standard	12.500	5.46	12785.454	59840.617	2.671	11.1	-11.3	NO		NO	bb
5	5	180821M2_6	Standard	12.500	5.45	13311.761	57347.906	2.902	12.1	-3.6	NO		NO	MM
6	6	180821M2_7	Standard	12.500	5.45	13487.862	56210.504	2.999	12.5	-0.3	NO		NO	MM
7	7	180821M2_8	Standard	12.500	5.45	12217.317	50794.207	3.007	12.5	-0.1	NO		NO	bb
8	8	180821M2_9	Standard	12.500	5.45	10832.424	45435.043	2.980	12.4	-1.0	NO		NO	bb
9	9	180821M2_10	Standard	12.500	5.45	10121.940	38922.508	3.251	13.5	8.0	NO		NO	bb
10	10	180821M2_11	Standard	12.500	5.45	9680.442	33435.523	3.619	15.0	20.2	NO		NO	bb

Dataset: Z:\Projects\PFAS.PRO\Results\180821M2\180821M2-CRV.qld

Last Altered: Tuesday, August 21, 2018 15:24:02 Pacific Daylight Time
Printed: Tuesday, August 21, 2018 15:48:02 Pacific Daylight Time

Compound name: 13C2-PFUdA
Response Factor: 0.967421
RRF SD: 0.0239692, Relative SD: 2.47764
Response type: Internal Std (Ref 67), Area * (IS Conc. / IS Area)
Curve type: RF

	#	Name	Type	Std. Conc	RT	Area	IS Area	Response	Conc.	%Dev	Conc. Flag	CoD	CoD Flag	x=excluded
1	1	180821M2_2	Standard	12.500	5.64	62507.988	63545.418	12.296	12.7	1.7	NO		NO	bb
2	2	180821M2_3	Standard	12.500	5.64	54905.172	57049.895	12.030	12.4	-0.5	NO		NO	bb
3	3	180821M2_4	Standard	12.500	5.64	54605.156	56401.496	12.102	12.5	0.1	NO		NO	bb
4	4	180821M2_5	Standard	12.500	5.64	55182.477	59840.617	11.527	11.9	-4.7	NO		NO	bb
5	5	180821M2_6	Standard	12.500	5.63	54225.797	57347.906	11.819	12.2	-2.3	NO		NO	bb
6	6	180821M2_7	Standard	12.500	5.63	54567.125	56210.504	12.135	12.5	0.3	NO		NO	bb
7	7	180821M2_8	Standard	12.500	5.63	49383.891	50794.207	12.153	12.6	0.5	NO		NO	bb
8	8	180821M2_9	Standard	12.500	5.63	43192.246	45435.043	11.883	12.3	-1.7	NO		NO	bb
9	9	180821M2_10	Standard	12.500	5.63	38841.484	38922.508	12.474	12.9	3.2	NO		NO	bb
10	10	180821M2_11	Standard	12.500	5.63	33459.168	33435.523	12.509	12.9	3.4	NO		NO	MM

Compound name: d5-N-EtFOSAA
Response Factor: 0.273224
RRF SD: 0.00745097, Relative SD: 2.72706
Response type: Internal Std (Ref 67), Area * (IS Conc. / IS Area)
Curve type: RF

	#	Name	Type	Std. Conc	RT	Area	IS Area	Response	Conc.	%Dev	Conc. Flag	CoD	CoD Flag	x=excluded
1	1	180821M2_2	Standard	12.500	5.62	18190.838	63545.418	3.578	13.1	4.8	NO		NO	bb
2	2	180821M2_3	Standard	12.500	5.62	15838.355	57049.895	3.470	12.7	1.6	NO		NO	MM
3	3	180821M2_4	Standard	12.500	5.61	15001.125	56401.496	3.325	12.2	-2.7	NO		NO	bb
4	4	180821M2_5	Standard	12.500	5.61	15980.033	59840.617	3.338	12.2	-2.3	NO		NO	bb
5	5	180821M2_6	Standard	12.500	5.61	15385.494	57347.906	3.354	12.3	-1.8	NO		NO	bb
6	6	180821M2_7	Standard	12.500	5.61	14715.098	56210.504	3.272	12.0	-4.2	NO		NO	bb
7	7	180821M2_8	Standard	12.500	5.61	13972.812	50794.207	3.439	12.6	0.7	NO		NO	bb
8	8	180821M2_9	Standard	12.500	5.61	12412.990	45435.043	3.415	12.5	-0.0	NO		NO	bb
9	9	180821M2_10	Standard	12.500	5.60	10902.585	38922.508	3.501	12.8	2.5	NO		NO	bb
10	10	180821M2_11	Standard	12.500	5.60	9257.227	33435.523	3.461	12.7	1.3	NO		NO	bb

Dataset: Z:\Projects\PFAS.PRO\Results\180821M2\180821M2-CRV.qld

Last Altered: Tuesday, August 21, 2018 15:24:02 Pacific Daylight Time
Printed: Tuesday, August 21, 2018 15:48:02 Pacific Daylight Time

Compound name: 13C2-PFDoA
Response Factor: 1.09198
RRF SD: 0.0175269, Relative SD: 1.60506
Response type: Internal Std (Ref 66), Area * (IS Conc. / IS Area)
Curve type: RF

	#	Name	Type	Std. Conc	RT	Area	IS Area	Response	Conc.	%Dev	Conc. Flag	CoD	CoD Flag	x=excluded
1	1	180821M2_2	Standard	12.500	5.92	62000.547	55669.254	13.922	12.7	2.0	NO		NO	bb
2	2	180821M2_3	Standard	12.500	5.92	54640.352	49954.113	13.673	12.5	0.2	NO		NO	bb
3	3	180821M2_4	Standard	12.500	5.92	52155.828	46775.418	13.938	12.8	2.1	NO		NO	bb
4	4	180821M2_5	Standard	12.500	5.92	56111.699	52478.871	13.365	12.2	-2.1	NO		NO	bb
5	5	180821M2_6	Standard	12.500	5.91	52868.543	48292.637	13.684	12.5	0.3	NO		NO	bb
6	6	180821M2_7	Standard	12.500	5.91	54240.297	48834.043	13.884	12.7	1.7	NO		NO	bb
7	7	180821M2_8	Standard	12.500	5.91	48891.051	45714.984	13.368	12.2	-2.1	NO		NO	bb
8	8	180821M2_9	Standard	12.500	5.91	42241.711	39267.191	13.447	12.3	-1.5	NO		NO	bb
9	9	180821M2_10	Standard	12.500	5.90	39440.531	36451.910	13.525	12.4	-0.9	NO		NO	bb
10	10	180821M2_11	Standard	12.500	5.90	34058.332	31093.873	13.692	12.5	0.3	NO		NO	bb

Compound name: d3-N-MeFOSA
Response Factor: 0.0534818
RRF SD: 0.00498066, Relative SD: 9.31282
Response type: Internal Std (Ref 67), Area * (IS Conc. / IS Area)
Curve type: RF

	#	Name	Type	Std. Conc	RT	Area	IS Area	Response	Conc.	%Dev	Conc. Flag	CoD	CoD Flag	x=excluded
1	1	180821M2_2	Standard	150.000	5.91	38125.906	63545.418	7.500	140.2	-6.5	NO		NO	bb
2	2	180821M2_3	Standard	150.000	5.91	34974.977	57049.895	7.663	143.3	-4.5	NO		NO	bb
3	3	180821M2_4	Standard	150.000	5.91	35572.785	56401.496	7.884	147.4	-1.7	NO		NO	bb
4	4	180821M2_5	Standard	150.000	5.91	35973.848	59840.617	7.515	140.5	-6.3	NO		NO	bb
5	5	180821M2_6	Standard	150.000	5.91	34111.992	57347.906	7.435	139.0	-7.3	NO		NO	bb
6	6	180821M2_7	Standard	150.000	5.90	33955.285	56210.504	7.551	141.2	-5.9	NO		NO	bb
7	7	180821M2_8	Standard	150.000	5.91	32860.148	50794.207	8.087	151.2	0.8	NO		NO	bb
8	8	180821M2_9	Standard	150.000	5.90	28423.354	45435.043	7.820	146.2	-2.5	NO		NO	MM
9	9	180821M2_10	Standard	150.000	5.90	28894.236	38922.508	9.279	173.5	15.7	NO		NO	MM
10	10	180821M2_11	Standard	150.000	5.90	25382.451	33435.523	9.489	177.4	18.3	NO		NO	bb

Dataset: Z:\Projects\PFAS.PRO\Results\180821M2\180821M2-CRV.qld

Last Altered: Tuesday, August 21, 2018 15:24:02 Pacific Daylight Time
Printed: Tuesday, August 21, 2018 15:48:02 Pacific Daylight Time

Compound name: 13C2-PFTeDA
Response Factor: 0.635468
RRF SD: 0.0721441, Relative SD: 11.3529
Response type: Internal Std (Ref 67), Area * (IS Conc. / IS Area)
Curve type: RF

	#	Name	Type	Std. Conc	RT	Area	IS Area	Response	Conc.	%Dev	Conc. Flag	CoD	CoD Flag	x=excluded
1	1	180821M2_2	Standard	12.500	6.36	36605.750	63545.418	7.201	11.3	-9.3	NO		NO	bb
2	2	180821M2_3	Standard	12.500	6.36	36511.270	57049.895	8.000	12.6	0.7	NO		NO	bb
3	3	180821M2_4	Standard	12.500	6.36	31831.020	56401.496	7.055	11.1	-11.2	NO		NO	bb
4	4	180821M2_5	Standard	12.500	6.36	35701.234	59840.617	7.458	11.7	-6.1	NO		NO	bb
5	5	180821M2_6	Standard	12.500	6.36	34240.969	57347.906	7.463	11.7	-6.0	NO		NO	bb
6	6	180821M2_7	Standard	12.500	6.36	33508.715	56210.504	7.452	11.7	-6.2	NO		NO	bb
7	7	180821M2_8	Standard	12.500	6.36	32758.695	50794.207	8.062	12.7	1.5	NO		NO	bb
8	8	180821M2_9	Standard	12.500	6.36	28309.928	45435.043	7.789	12.3	-1.9	NO		NO	bb
9	9	180821M2_10	Standard	12.500	6.35	27925.289	38922.508	8.968	14.1	12.9	NO		NO	bb
10	10	180821M2_11	Standard	12.500	6.35	26714.697	33435.523	9.987	15.7	25.7	NO		NO	bb

Compound name: d5-N-ETFOSA
Response Factor: 0.0632845
RRF SD: 0.0055226, Relative SD: 8.72662
Response type: Internal Std (Ref 67), Area * (IS Conc. / IS Area)
Curve type: RF

	#	Name	Type	Std. Conc	RT	Area	IS Area	Response	Conc.	%Dev	Conc. Flag	CoD	CoD Flag	x=excluded
1	1	180821M2_2	Standard	150.000	6.27	47000.746	63545.418	9.246	146.1	-2.6	NO		NO	bb
2	2	180821M2_3	Standard	150.000	6.27	39770.313	57049.895	8.714	137.7	-8.2	NO		NO	bb
3	3	180821M2_4	Standard	150.000	6.27	39664.277	56401.496	8.791	138.9	-7.4	NO		NO	bb
4	4	180821M2_5	Standard	150.000	6.27	42059.316	59840.617	8.786	138.8	-7.4	NO		NO	bb
5	5	180821M2_6	Standard	150.000	6.27	40715.551	57347.906	8.875	140.2	-6.5	NO		NO	bb
6	6	180821M2_7	Standard	150.000	6.27	41439.813	56210.504	9.215	145.6	-2.9	NO		NO	bb
7	7	180821M2_8	Standard	150.000	6.27	39657.859	50794.207	9.759	154.2	2.8	NO		NO	bb
8	8	180821M2_9	Standard	150.000	6.27	35854.348	45435.043	9.864	155.9	3.9	NO		NO	bb
9	9	180821M2_10	Standard	150.000	6.27	32707.299	38922.508	10.504	166.0	10.7	NO		NO	bb
10	10	180821M2_11	Standard	150.000	6.27	29887.250	33435.523	11.173	176.6	17.7	NO		NO	bb

Dataset: Z:\Projects\PFAS.PRO\Results\180821M2\180821M2-CRV.qld

Last Altered: Tuesday, August 21, 2018 15:24:02 Pacific Daylight Time
Printed: Tuesday, August 21, 2018 15:48:02 Pacific Daylight Time

Compound name: 13C2-PFHxDA
Response Factor: 0.800008
RRF SD: 0.111833, Relative SD: 13.979
Response type: Internal Std (Ref 67), Area * (IS Conc. / IS Area)
Curve type: RF

	#	Name	Type	Std. Conc	RT	Area	IS Area	Response	Conc.	%Dev	Conc. Flag	CoD	CoD Flag	x=excluded
1	1	180821M2_2	Standard	5.000	6.66	18921.527	63545.418	3.722	4.7	-6.9	NO		NO	bb
2	2	180821M2_3	Standard	5.000	6.66	17117.410	57049.895	3.751	4.7	-6.2	NO		NO	bb
3	3	180821M2_4	Standard	5.000	6.66	16937.311	56401.496	3.754	4.7	-6.2	NO		NO	MM
4	4	180821M2_5	Standard	5.000	6.66	17202.703	59840.617	3.593	4.5	-10.2	NO		NO	bb
5	5	180821M2_6	Standard	5.000	6.66	16613.359	57347.906	3.621	4.5	-9.5	NO		NO	bb
6	6	180821M2_7	Standard	5.000	6.66	16538.055	56210.504	3.678	4.6	-8.1	NO		NO	bb
7	7	180821M2_8	Standard	5.000	6.66	16006.682	50794.207	3.939	4.9	-1.5	NO		NO	bb
8	8	180821M2_9	Standard	5.000	6.65	15106.169	45435.043	4.156	5.2	3.9	NO		NO	bb
9	9	180821M2_10	Standard	5.000	6.65	13564.278	38922.508	4.356	5.4	8.9	NO		NO	bb
10	10	180821M2_11	Standard	5.000	6.65	14525.681	33435.523	5.430	6.8	35.8	NO		NO	MM

Compound name: d7-N-MeFOSE
Response Factor: 0.0428116
RRF SD: 0.00724815, Relative SD: 16.9304
Response type: Internal Std (Ref 67), Area * (IS Conc. / IS Area)
Curve type: RF

	#	Name	Type	Std. Conc	RT	Area	IS Area	Response	Conc.	%Dev	Conc. Flag	CoD	CoD Flag	x=excluded
1	1	180821M2_2	Standard	150.000	6.38	29735.094	63545.418	5.849	136.6	-8.9	NO		NO	bb
2	2	180821M2_3	Standard	150.000	6.38	26155.609	57049.895	5.731	133.9	-10.8	NO		NO	bb
3	3	180821M2_4	Standard	150.000	6.38	26677.205	56401.496	5.912	138.1	-7.9	NO		NO	MM
4	4	180821M2_5	Standard	150.000	6.38	27538.914	59840.617	5.753	134.4	-10.4	NO		NO	MM
5	5	180821M2_6	Standard	150.000	6.38	26299.170	57347.906	5.732	133.9	-10.7	NO		NO	bb
6	6	180821M2_7	Standard	150.000	6.38	26284.658	56210.504	5.845	136.5	-9.0	NO		NO	bb
7	7	180821M2_8	Standard	150.000	6.38	24580.152	50794.207	6.049	141.3	-5.8	NO		NO	bb
8	8	180821M2_9	Standard	150.000	6.38	23918.697	45435.043	6.580	153.7	2.5	NO		NO	bb
9	9	180821M2_10	Standard	150.000	6.38	24603.824	38922.508	7.902	184.6	23.0	NO		NO	MM
10	10	180821M2_11	Standard	150.000	6.38	23709.660	33435.523	8.864	207.0	38.0	NO		NO	bb

Dataset: Z:\Projects\PFAS.PRO\Results\180821M2\180821M2-CRV.qld

Last Altered: Tuesday, August 21, 2018 15:24:02 Pacific Daylight Time
Printed: Tuesday, August 21, 2018 15:48:02 Pacific Daylight Time

Compound name: d9-N-EtFOSE
Response Factor: 0.0429633
RRF SD: 0.00754755, Relative SD: 17.5674
Response type: Internal Std (Ref 67), Area * (IS Conc. / IS Area)
Curve type: RF

	#	Name	Type	Std. Conc	RT	Area	IS Area	Response	Conc.	%Dev	Conc. Flag	CoD	CoD Flag	x=excluded
1	1	180821M2_2	Standard	150.000	6.53	30273.035	63545.418	5.955	138.6	-7.6	NO		NO	bb
2	2	180821M2_3	Standard	150.000	6.53	25840.387	57049.895	5.662	131.8	-12.1	NO		NO	bb
3	3	180821M2_4	Standard	150.000	6.53	26466.578	56401.496	5.866	136.5	-9.0	NO		NO	bb
4	4	180821M2_5	Standard	150.000	6.53	26138.693	59840.617	5.460	127.1	-15.3	NO		NO	bb
5	5	180821M2_6	Standard	150.000	6.53	26084.477	57347.906	5.686	132.3	-11.8	NO		NO	bb
6	6	180821M2_7	Standard	150.000	6.53	26284.240	56210.504	5.845	136.0	-9.3	NO		NO	bb
7	7	180821M2_8	Standard	150.000	6.53	26853.127	50794.207	6.608	153.8	2.5	NO		NO	bb
8	8	180821M2_9	Standard	150.000	6.53	23769.676	45435.043	6.539	152.2	1.5	NO		NO	bb
9	9	180821M2_10	Standard	150.000	6.53	24396.424	38922.508	7.835	182.4	21.6	NO		NO	bb
10	10	180821M2_11	Standard	150.000	6.52	24044.234	33435.523	8.989	209.2	39.5	NO		NO	bb

Compound name: 13C4-PFBA
Response Factor: 1
RRF SD: 0, Relative SD: 0
Response type: Internal Std (Ref 60), Area * (IS Conc. / IS Area)
Curve type: RF

	#	Name	Type	Std. Conc	RT	Area	IS Area	Response	Conc.	%Dev	Conc. Flag	CoD	CoD Flag	x=excluded
1	1	180821M2_2	Standard	12.500	1.56	34720.297	34720.297	12.500	12.5	0.0	NO		NO	bb
2	2	180821M2_3	Standard	12.500	1.56	29811.094	29811.094	12.500	12.5	0.0	NO		NO	bb
3	3	180821M2_4	Standard	12.500	1.56	29544.824	29544.824	12.500	12.5	0.0	NO		NO	bb
4	4	180821M2_5	Standard	12.500	1.56	30495.680	30495.680	12.500	12.5	0.0	NO		NO	bb
5	5	180821M2_6	Standard	12.500	1.55	29889.451	29889.451	12.500	12.5	0.0	NO		NO	bb
6	6	180821M2_7	Standard	12.500	1.55	29225.646	29225.646	12.500	12.5	0.0	NO		NO	bb
7	7	180821M2_8	Standard	12.500	1.55	28587.275	28587.275	12.500	12.5	0.0	NO		NO	bb
8	8	180821M2_9	Standard	12.500	1.55	26101.051	26101.051	12.500	12.5	0.0	NO		NO	MM
9	9	180821M2_10	Standard	12.500	1.55	25475.969	25475.969	12.500	12.5	0.0	NO		NO	bb
10	10	180821M2_11	Standard	12.500	1.55	23686.111	23686.111	12.500	12.5	0.0	NO		NO	MM

Vista Analytical Laboratory

Dataset: Z:\Projects\PFAS.PRO\Results\180821M2\180821M2-CRV.qld

Last Altered: Tuesday, August 21, 2018 15:24:02 Pacific Daylight Time
Printed: Tuesday, August 21, 2018 15:48:02 Pacific Daylight Time

Compound name: 13C5-PFHxA
Response Factor: 1
RRF SD: 0, Relative SD: 0
Response type: Internal Std (Ref 61), Area * (IS Conc. / IS Area)
Curve type: RF

	#	Name	Type	Std. Conc	RT	Area	IS Area	Response	Conc.	%Dev	Conc. Flag	CoD	CoD Flag	x=excluded
1	1	180821M2_2	Standard	12.500	3.35	62416.465	62416.465	12.500	12.5	0.0	NO		NO	bb
2	2	180821M2_3	Standard	12.500	3.35	53279.844	53279.844	12.500	12.5	0.0	NO		NO	bb
3	3	180821M2_4	Standard	12.500	3.35	52735.727	52735.727	12.500	12.5	0.0	NO		NO	bb
4	4	180821M2_5	Standard	12.500	3.35	55975.535	55975.535	12.500	12.5	0.0	NO		NO	bb
5	5	180821M2_6	Standard	12.500	3.34	52584.156	52584.156	12.500	12.5	0.0	NO		NO	bb
6	6	180821M2_7	Standard	12.500	3.34	51715.020	51715.020	12.500	12.5	0.0	NO		NO	bb
7	7	180821M2_8	Standard	12.500	3.34	49615.328	49615.328	12.500	12.5	0.0	NO		NO	bb
8	8	180821M2_9	Standard	12.500	3.34	43065.027	43065.027	12.500	12.5	0.0	NO		NO	bb
9	9	180821M2_10	Standard	12.500	3.33	39231.539	39231.539	12.500	12.5	0.0	NO		NO	bb
10	10	180821M2_11	Standard	12.500	3.33	35317.199	35317.199	12.500	12.5	0.0	NO		NO	bb

Compound name: 13C3-PFHxS
Response Factor: 1
RRF SD: 0, Relative SD: 0
Response type: Internal Std (Ref 62), Area * (IS Conc. / IS Area)
Curve type: RF

	#	Name	Type	Std. Conc	RT	Area	IS Area	Response	Conc.	%Dev	Conc. Flag	CoD	CoD Flag	x=excluded
1	1	180821M2_2	Standard	12.500	4.13	6942.434	6942.434	12.500	12.5	0.0	NO		NO	bb
2	2	180821M2_3	Standard	12.500	4.13	6232.624	6232.624	12.500	12.5	0.0	NO		NO	bb
3	3	180821M2_4	Standard	12.500	4.13	5975.737	5975.737	12.500	12.5	0.0	NO		NO	bb
4	4	180821M2_5	Standard	12.500	4.13	6447.781	6447.781	12.500	12.5	0.0	NO		NO	MM
5	5	180821M2_6	Standard	12.500	4.12	6284.580	6284.580	12.500	12.5	0.0	NO		NO	MM
6	6	180821M2_7	Standard	12.500	4.12	6313.654	6313.654	12.500	12.5	0.0	NO		NO	MM
7	7	180821M2_8	Standard	12.500	4.12	5568.619	5568.619	12.500	12.5	0.0	NO		NO	bb
8	8	180821M2_9	Standard	12.500	4.12	5157.652	5157.652	12.500	12.5	0.0	NO		NO	MM
9	9	180821M2_10	Standard	12.500	4.12	4434.378	4434.378	12.500	12.5	0.0	NO		NO	bb
10	10	180821M2_11	Standard	12.500	4.11	3942.839	3942.839	12.500	12.5	0.0	NO		NO	bb

Dataset: Z:\Projects\PFAS.PRO\Results\180821M2\180821M2-CRV.qld

Last Altered: Tuesday, August 21, 2018 15:24:02 Pacific Daylight Time
Printed: Tuesday, August 21, 2018 15:48:02 Pacific Daylight Time

Compound name: 13C8-PFOA
Response Factor: 1
RRF SD: 0, Relative SD: 0
Response type: Internal Std (Ref 63), Area * (IS Conc. / IS Area)
Curve type: RF

	#	Name	Type	Std. Conc	RT	Area	IS Area	Response	Conc.	%Dev	Conc. Flag	CoD	CoD Flag	x=excluded
1	1	180821M2_2	Standard	12.500	4.50	66823.352	66823.352	12.500	12.5	0.0	NO		NO	bb
2	2	180821M2_3	Standard	12.500	4.50	56739.629	56739.629	12.500	12.5	0.0	NO		NO	bb
3	3	180821M2_4	Standard	12.500	4.50	56306.055	56306.055	12.500	12.5	0.0	NO		NO	bb
4	4	180821M2_5	Standard	12.500	4.50	62154.285	62154.285	12.500	12.5	0.0	NO		NO	bb
5	5	180821M2_6	Standard	12.500	4.50	57135.313	57135.313	12.500	12.5	0.0	NO		NO	bb
6	6	180821M2_7	Standard	12.500	4.50	60091.984	60091.984	12.500	12.5	0.0	NO		NO	bb
7	7	180821M2_8	Standard	12.500	4.50	54512.500	54512.500	12.500	12.5	0.0	NO		NO	bb
8	8	180821M2_9	Standard	12.500	4.49	48145.707	48145.707	12.500	12.5	0.0	NO		NO	bb
9	9	180821M2_10	Standard	12.500	4.49	42705.559	42705.559	12.500	12.5	0.0	NO		NO	bb
10	10	180821M2_11	Standard	12.500	4.49	38296.527	38296.527	12.500	12.5	0.0	NO		NO	bb

Compound name: 13C9-PFNA
Response Factor: 1
RRF SD: 0, Relative SD: 0
Response type: Internal Std (Ref 64), Area * (IS Conc. / IS Area)
Curve type: RF

	#	Name	Type	Std. Conc	RT	Area	IS Area	Response	Conc.	%Dev	Conc. Flag	CoD	CoD Flag	x=excluded
1	1	180821M2_2	Standard	12.500	4.94	58342.645	58342.645	12.500	12.5	0.0	NO		NO	bb
2	2	180821M2_3	Standard	12.500	4.94	47853.191	47853.191	12.500	12.5	0.0	NO		NO	bb
3	3	180821M2_4	Standard	12.500	4.94	46960.086	46960.086	12.500	12.5	0.0	NO		NO	bb
4	4	180821M2_5	Standard	12.500	4.94	50843.227	50843.227	12.500	12.5	0.0	NO		NO	bb
5	5	180821M2_6	Standard	12.500	4.94	47857.563	47857.563	12.500	12.5	0.0	NO		NO	bb
6	6	180821M2_7	Standard	12.500	4.94	48468.270	48468.270	12.500	12.5	0.0	NO		NO	bb
7	7	180821M2_8	Standard	12.500	4.94	44847.973	44847.973	12.500	12.5	0.0	NO		NO	bb
8	8	180821M2_9	Standard	12.500	4.93	41149.023	41149.023	12.500	12.5	0.0	NO		NO	bb
9	9	180821M2_10	Standard	12.500	4.93	35260.191	35260.191	12.500	12.5	0.0	NO		NO	bb
10	10	180821M2_11	Standard	12.500	4.93	29900.256	29900.256	12.500	12.5	0.0	NO		NO	bb

Dataset: Z:\Projects\PFAS.PRO\Results\180821M2\180821M2-CRV.qld

Last Altered: Tuesday, August 21, 2018 15:24:02 Pacific Daylight Time
Printed: Tuesday, August 21, 2018 15:48:02 Pacific Daylight Time

Compound name: 13C4-PFOS
Response Factor: 1
RRF SD: 0, Relative SD: 0
Response type: Internal Std (Ref 65), Area * (IS Conc. / IS Area)
Curve type: RF

	#	Name	Type	Std. Conc	RT	Area	IS Area	Response	Conc.	%Dev	Conc. Flag	CoD	CoD Flag	x=excluded
1	1	180821M2_2	Standard	12.500	5.02	8117.901	8117.901	12.500	12.5	0.0	NO		NO	bb
2	2	180821M2_3	Standard	12.500	5.02	6788.003	6788.003	12.500	12.5	0.0	NO		NO	bb
3	3	180821M2_4	Standard	12.500	5.02	7042.035	7042.035	12.500	12.5	0.0	NO		NO	bb
4	4	180821M2_5	Standard	12.500	5.02	7128.625	7128.625	12.500	12.5	0.0	NO		NO	MM
5	5	180821M2_6	Standard	12.500	5.02	7192.176	7192.176	12.500	12.5	0.0	NO		NO	bb
6	6	180821M2_7	Standard	12.500	5.02	6687.481	6687.481	12.500	12.5	0.0	NO		NO	bb
7	7	180821M2_8	Standard	12.500	5.02	6527.025	6527.025	12.500	12.5	0.0	NO		NO	bb
8	8	180821M2_9	Standard	12.500	5.01	6050.085	6050.085	12.500	12.5	0.0	NO		NO	bb
9	9	180821M2_10	Standard	12.500	5.01	5164.329	5164.329	12.500	12.5	0.0	NO		NO	bb
10	10	180821M2_11	Standard	12.500	5.01	4582.408	4582.408	12.500	12.5	0.0	NO		NO	bb

Compound name: 13C6-PFDA
Response Factor: 1
RRF SD: 0, Relative SD: 0
Response type: Internal Std (Ref 66), Area * (IS Conc. / IS Area)
Curve type: RF

	#	Name	Type	Std. Conc	RT	Area	IS Area	Response	Conc.	%Dev	Conc. Flag	CoD	CoD Flag	x=excluded
1	1	180821M2_2	Standard	12.500	5.32	55669.254	55669.254	12.500	12.5	0.0	NO		NO	bb
2	2	180821M2_3	Standard	12.500	5.32	49954.113	49954.113	12.500	12.5	0.0	NO		NO	bb
3	3	180821M2_4	Standard	12.500	5.32	46775.418	46775.418	12.500	12.5	0.0	NO		NO	bb
4	4	180821M2_5	Standard	12.500	5.31	52478.871	52478.871	12.500	12.5	0.0	NO		NO	bb
5	5	180821M2_6	Standard	12.500	5.31	48292.637	48292.637	12.500	12.5	0.0	NO		NO	bb
6	6	180821M2_7	Standard	12.500	5.31	48834.043	48834.043	12.500	12.5	0.0	NO		NO	bb
7	7	180821M2_8	Standard	12.500	5.31	45714.984	45714.984	12.500	12.5	0.0	NO		NO	bb
8	8	180821M2_9	Standard	12.500	5.30	39267.191	39267.191	12.500	12.5	0.0	NO		NO	bb
9	9	180821M2_10	Standard	12.500	5.30	36451.910	36451.910	12.500	12.5	0.0	NO		NO	MM
10	10	180821M2_11	Standard	12.500	5.30	31093.873	31093.873	12.500	12.5	0.0	NO		NO	bb

Dataset: Z:\Projects\PFAS.PRO\Results\180821M2\180821M2-CRV.qld

Last Altered: Tuesday, August 21, 2018 15:24:02 Pacific Daylight Time
Printed: Tuesday, August 21, 2018 15:48:02 Pacific Daylight Time

Compound name: 13C7-PFUdA
Response Factor: 1
RRF SD: 0, Relative SD: 0
Response type: Internal Std (Ref 67), Area * (IS Conc. / IS Area)
Curve type: RF

	#	Name	Type	Std. Conc	RT	Area	IS Area	Response	Conc.	%Dev	Conc. Flag	CoD	CoD Flag	x=excluded
1	1	180821M2_2	Standard	12.500	5.64	63545.418	63545.418	12.500	12.5	0.0	NO		NO	bb
2	2	180821M2_3	Standard	12.500	5.64	57049.895	57049.895	12.500	12.5	0.0	NO		NO	bb
3	3	180821M2_4	Standard	12.500	5.64	56401.496	56401.496	12.500	12.5	0.0	NO		NO	bb
4	4	180821M2_5	Standard	12.500	5.63	59840.617	59840.617	12.500	12.5	0.0	NO		NO	bb
5	5	180821M2_6	Standard	12.500	5.63	57347.906	57347.906	12.500	12.5	0.0	NO		NO	bb
6	6	180821M2_7	Standard	12.500	5.63	56210.504	56210.504	12.500	12.5	0.0	NO		NO	bb
7	7	180821M2_8	Standard	12.500	5.63	50794.207	50794.207	12.500	12.5	0.0	NO		NO	bb
8	8	180821M2_9	Standard	12.500	5.63	45435.043	45435.043	12.500	12.5	0.0	NO		NO	bb
9	9	180821M2_10	Standard	12.500	5.63	38922.508	38922.508	12.500	12.5	0.0	NO		NO	bb
10	10	180821M2_11	Standard	12.500	5.63	33435.523	33435.523	12.500	12.5	0.0	NO		NO	bb

Quantify Sample Summary Report **MassLynx MassLynx V4.1 SCN 945**
Vista Analytical Laboratory

Dataset: Z:\Projects\PFAS.PRO\Results\180821M2\180821M2-CRV.qld

Last Altered: Tuesday, August 21, 2018 15:24:02 Pacific Daylight Time
Printed: Tuesday, August 21, 2018 15:50:44 Pacific Daylight Time

Method: Z:\Projects\PFAS.PRO\MethDB\PFAS_FULL_80C_082118.mdb 21 Aug 2018 15:05:54
Calibration: Z:\Projects\PFAS.PRO\CurveDB\C18_VAL-PFAS_Q4_08-21-18.cdb 21 Aug 2018 15:24:02

Name: 180821M2_2, Date: 21-Aug-2018, Time: 12:15:34, ID: ST180821M2-1 PFC CS-2 18H0901, Description: PFC CS-2 18H0901

	#	Name	IS#	CoD	CoD Flag	%RSD
1	1	PFBA	36	1.0000	NO	
2	2	PFPeA	37	0.9999	NO	
3	3	PFBS	38	0.9997	NO	
4	4	4:2 FTS	39	0.9996	NO	
5	5	PFHxA	40	0.9999	NO	
6	6	PFPeS	38	0.9994	NO	
7	7	PFHpA	41	0.9999	NO	
8	8	L-PFHxS	42	0.9999	NO	
9	10	6:2 FTS	43	0.9998	NO	
10	11	L-PFOA	44	0.9992	NO	
11	13	PFHpS	47	0.9999	NO	
12	14	PFNA	45	0.9999	NO	
13	15	PFOSA	46	1.0000	NO	
14	16	L-PFOS	47	0.9999	NO	
15	18	PFDA	48	0.9995	NO	
16	19	8:2 FTS	49	0.9990	NO	
17	20	PFNS	47	0.9999	NO	
18	21	L-MeFOSAA	50	0.9998	NO	
19	23	L-EtFOSAA	52	0.9999	NO	

Vista Analytical Laboratory

Dataset: Z:\Projects\PFAS.PRO\Results\180821M2\180821M2-CRV.qld

Last Altered: Tuesday, August 21, 2018 15:24:02 Pacific Daylight Time
Printed: Tuesday, August 21, 2018 15:50:53 Pacific Daylight Time

Method: Z:\Projects\PFAS.PRO\MethDB\PFAS_FULL_80C_082118.mdb 21 Aug 2018 15:05:54
Calibration: Z:\Projects\PFAS.PRO\CurveDB\C18_VAL-PFAS_Q4_08-21-18.cdb 21 Aug 2018 15:24:02

Name: 180821M2_2, Date: 21-Aug-2018, Time: 12:15:34, ID: ST180821M2-1 PFC CS-2 18H0901, Description: PFC CS-2 18H0901

	#	Name	IS#	CoD	CoD Flag	%RSD
1	25	PFUdA	51	1.0000	NO	
2	26	PFDS	47	0.9999	NO	
3	27	PFDoA	53	0.9997	NO	
4	28	N-MeFOSA	54	0.9993	NO	
5	29	PFTrDA	53	0.9996	NO	
6	30	PFTeDA	55	0.9999	NO	
7	31	N-EtFOSA	56	0.9999	NO	
8	32	PFHxDA	57	0.9991	NO	
9	33	PFODA	57	0.9983	NO	
10	34	N-MeFOSE	58	0.9998	NO	
11	35	N-EtFOSE	59	0.9999	NO	
12	36	13C3-PFBA	60		NO	0.992
13	37	13C3-PFPeA	61		NO	2.563
14	38	13C3-PFBS	61		NO	2.804
15	39	13C2-4:2 FTS	61		NO	9.582
16	40	13C2-PFHxA	61		NO	2.772
17	41	13C4-PFHpA	61		NO	2.779
18	42	18O2-PFHxS	62		NO	3.477
19	43	13C2-6:2 FTS	63		NO	9.904
20	44	13C2-PFOA	63		NO	3.415
21	45	13C5-PFNA	64		NO	2.662
22	46	13C8-PFOSA	67		NO	7.323
23	47	13C8-PFOS	65		NO	3.429
24	48	13C2-PFDA	66		NO	3.991
25	49	13C2-8:2 FTS	63		NO	10.568
26	50	d3-N-MeFOSAA	67		NO	8.592
27	51	13C2-PFUdA	67		NO	2.478
28	52	d5-N-EtFOSAA	67		NO	2.727
29	53	13C2-PFDoA	66		NO	1.605
30	54	d3-N-MeFOSA	67		NO	9.313
31	55	13C2-PFTeDA	67		NO	11.353
32	56	d5-N-ETFOSA	67		NO	8.727

Dataset: Z:\Projects\PFAS.PRO\Results\180821M2\180821M2-CRV.qld

Last Altered: Tuesday, August 21, 2018 15:24:02 Pacific Daylight Time
Printed: Tuesday, August 21, 2018 15:50:53 Pacific Daylight Time

Name: 180821M2_2, Date: 21-Aug-2018, Time: 12:15:34, ID: ST180821M2-1 PFC CS-2 18H0901, Description: PFC CS-2 18H0901

	#	Name	IS#	CoD	CoD Flag	%RSD
33	57	13C2-PFHxDA	67		NO	13.979
34	58	d7-N-MeFOSE	67		NO	16.930
35	59	d9-N-EtFOSE	67		NO	17.567
36	60	13C4-PFBA	60		NO	0.000
37	61	13C5-PFHxA	61		NO	0.000
38	62	13C3-PFHxS	62		NO	0.000
39	63	13C8-PFOA	63		NO	0.000
40	64	13C9-PFNA	64		NO	0.000
41	65	13C4-PFOS	65		NO	0.000
42	66	13C6-PFDA	66		NO	0.000
43	67	13C7-PFUdA	67		NO	0.000

Vista Analytical Laboratory

Dataset: Z:\Projects\PFAS.PRO\Results\180821M2\180821M2-CRV.qld

Last Altered: Tuesday, August 21, 2018 15:24:02 Pacific Daylight Time
Printed: Tuesday, August 21, 2018 15:52:20 Pacific Daylight Time

Method: Z:\Projects\PFAS.PRO\MethDB\PFAS_FULL_80C_082118.mdb 21 Aug 2018 15:05:54
Calibration: Z:\Projects\PFAS.PRO\CurveDB\C18_VAL-PFAS_Q4_08-21-18.cdb 21 Aug 2018 15:24:02

Name: 180821M2_7, Date: 21-Aug-2018, Time: 13:08:27, ID: ST180821M2-6 PFC CS3 18H0906, Description: PFC CS3 18H0906

	Name	Ion Ratio	Ratio out?
1	PFBA		
2	PFPeA		
3	PFBS	2.509	NO
4	4:2 FTS	1.508	NO
5	PFHxA	15.276	NO
6	PFPeS	1.678	NO
7	PFHpA	17.020	NO
8	L-PFHxS	1.514	NO
9	6:2 FTS	2.650	NO
10	L-PFOA	2.562	NO
11	PFHpS	1.858	NO
12	PFNA	4.716	NO
13	PFOSA	29.798	NO
14	L-PFOS	1.713	NO
15	PFDA	5.659	NO
16	8:2 FTS	2.279	NO
17	PFNS	1.672	NO
18	L-MeFOSAA	2.673	NO
19	L-EtFOSAA	1.472	NO

Vista Analytical Laboratory

Dataset: Z:\Projects\PFAS.PRO\Results\180821M2\180821M2-CRV.qld

Last Altered: Tuesday, August 21, 2018 15:24:02 Pacific Daylight Time
Printed: Tuesday, August 21, 2018 15:52:29 Pacific Daylight Time

Method: Z:\Projects\PFAS.PRO\MethDB\PFAS_FULL_80C_082118.mdb 21 Aug 2018 15:05:54
Calibration: Z:\Projects\PFAS.PRO\CurveDB\C18_VAL-PFAS_Q4_08-21-18.cdb 21 Aug 2018 15:24:02

Name: 180821M2_7, Date: 21-Aug-2018, Time: 13:08:27, ID: ST180821M2-6 PFC CS3 18H0906, Description: PFC CS3 18H0906

	Name	Ion Ratio	Ratio out?
1	PFUdA	11.181	NO
2	PFDS	1.604	NO
3	PFDoA	7.916	NO
4	N-MeFOSA	1.503	NO
5	PFTrDA	26.947	NO
6	PFTeDA	12.471	NO
7	N-EtFOSA	1.487	NO
8	PFHxDA	26.839	NO
9	PFODA		
10	N-MeFOSE		
11	N-EtFOSE		

Quantify Compound Summary Report **MassLynx MassLynx V4.1 SCN 945**
Vista Analytical Laboratory

Dataset: Untitled

Last Altered: Tuesday, August 21, 2018 15:56:18 Pacific Daylight Time
Printed: Tuesday, August 21, 2018 15:58:00 Pacific Daylight Time

Method: Z:\Projects\PFAS.PRO\MethDB\PFAS_FULL_80C_082118.mdb 21 Aug 2018 15:05:54
Calibration: Z:\Projects\PFAS.PRO\CurveDB\C18_VAL-PFAS_Q4_08-21-18.cdb 21 Aug 2018 15:24:02

Compound name: PFBA

	#	Name	ID	Acq.Date	Acq.Time
1	1	180821M2_1	IPA	21-Aug-18	12:05:01
2	2	180821M2_2	ST180821M2-1 PFC CS-2 18H0901	21-Aug-18	12:15:34
3	3	180821M2_3	ST180821M2-2 PFC CS-1 18H0902	21-Aug-18	12:26:12
4	4	180821M2_4	ST180821M2-3 PFC CS0 18H0903	21-Aug-18	12:36:45
5	5	180821M2_5	ST180821M2-4 PFC CS1 18H0904	21-Aug-18	12:47:24
6	6	180821M2_6	ST180821M2-5 PFC CS2 18H0905	21-Aug-18	12:57:57
7	7	180821M2_7	ST180821M2-6 PFC CS3 18H0906	21-Aug-18	13:08:27
8	8	180821M2_8	ST180821M2-7 PFC CS4 18H0907	21-Aug-18	13:19:06
9	9	180821M2_9	ST180821M2-8 PFC CS5 18H0908	21-Aug-18	13:29:39
10	10	180821M2_10	ST180821M2-9 PFC CS6 18H0909	21-Aug-18	13:40:17
11	11	180821M2_11	ST180821M2-10 PFC CS7 18H0910	21-Aug-18	13:50:49
12	12	180821M2_12	IPA	21-Aug-18	14:01:27
13	13	180821M2_13	ICV180821M2-1 PFC 537 ICV 18H0911	21-Aug-18	14:12:00

Quantify Calibration Report **MassLynx MassLynx V4.1 SCN 945**
Vista Analytical Laboratory Q1

Dataset: Z:\Projects\PFAS.PRO\Results\180821M2\180821M2-CRV.qld

Last Altered: Tuesday, August 21, 2018 15:24:02 Pacific Daylight Time
Printed: Tuesday, August 21, 2018 15:54:20 Pacific Daylight Time

Method: Z:\Projects\PFAS.PRO\MethDB\PFAS_FULL_80C_082118.mdb 21 Aug 2018 15:05:54
Calibration: Z:\Projects\PFAS.PRO\CurveDB\C18_VAL-PFAS_Q4_08-21-18.cdb 21 Aug 2018 15:24:02

Compound name: PFBA
Correlation coefficient: r = 0.999976, r^2 = 0.999952
Calibration curve: 1.10074 * x + 0.0321645
Response type: Internal Std (Ref 36), Area * (IS Conc. / IS Area)
Curve type: Linear, Origin: Exclude, Weighting: 1/x, Axis trans: None

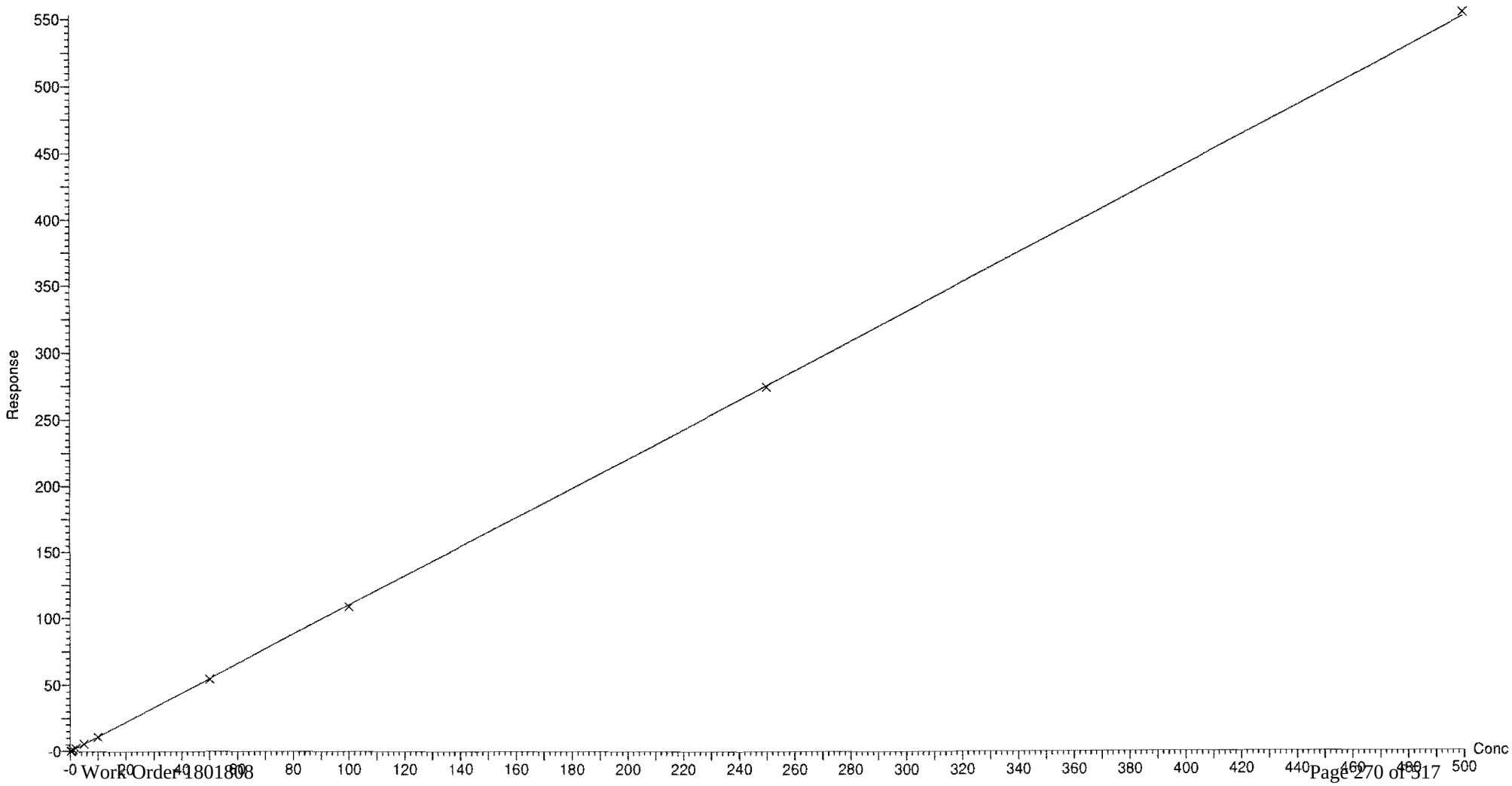

Dataset: Z:\Projects\PFAS.PRO\Results\180821M2\180821M2-CRV.qld

Last Altered: Tuesday, August 21, 2018 15:24:02 Pacific Daylight Time
Printed: Tuesday, August 21, 2018 15:54:20 Pacific Daylight Time

Compound name: PFPeA
Coefficient of Determination: R^2 = 0.999933
Calibration curve: 9.87771e-005 * x^2 + 0.918838 * x + 0.0397554
Response type: Internal Std (Ref 37), Area * (IS Conc. / IS Area)
Curve type: 2nd Order, Origin: Exclude, Weighting: 1/x, Axis trans: None

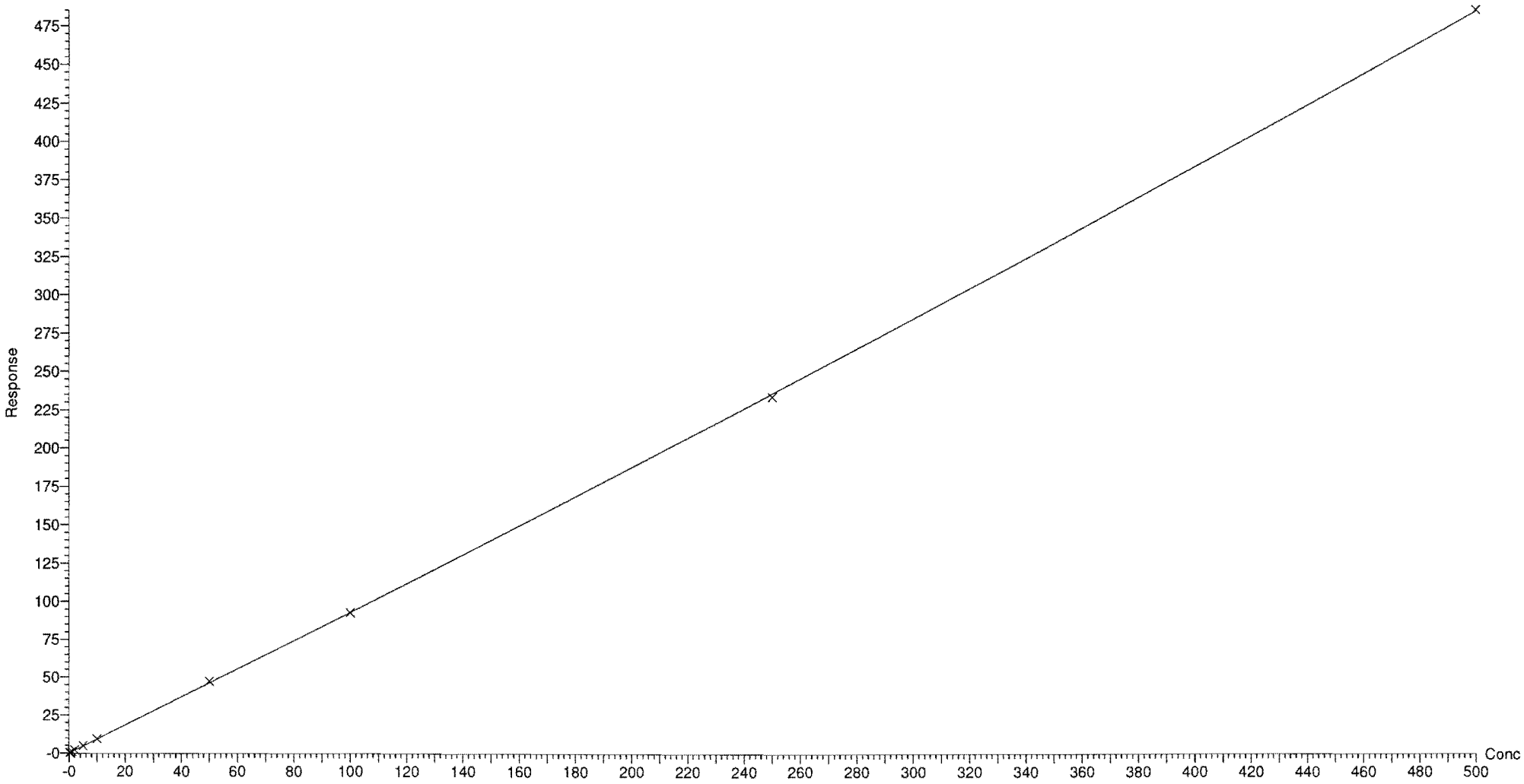

Dataset: Z:\Projects\PFAS.PRO\Results\180821M2\180821M2-CRV.qld

Last Altered: Tuesday, August 21, 2018 15:24:02 Pacific Daylight Time
Printed: Tuesday, August 21, 2018 15:54:20 Pacific Daylight Time

Compound name: PFBS
Coefficient of Determination: R^2 = 0.999742
Calibration curve: 0.000155497 * x^2 + 1.75038 * x + 0.053552
Response type: Internal Std (Ref 38), Area * (IS Conc. / IS Area)
Curve type: 2nd Order, Origin: Exclude, Weighting: 1/x, Axis trans: None

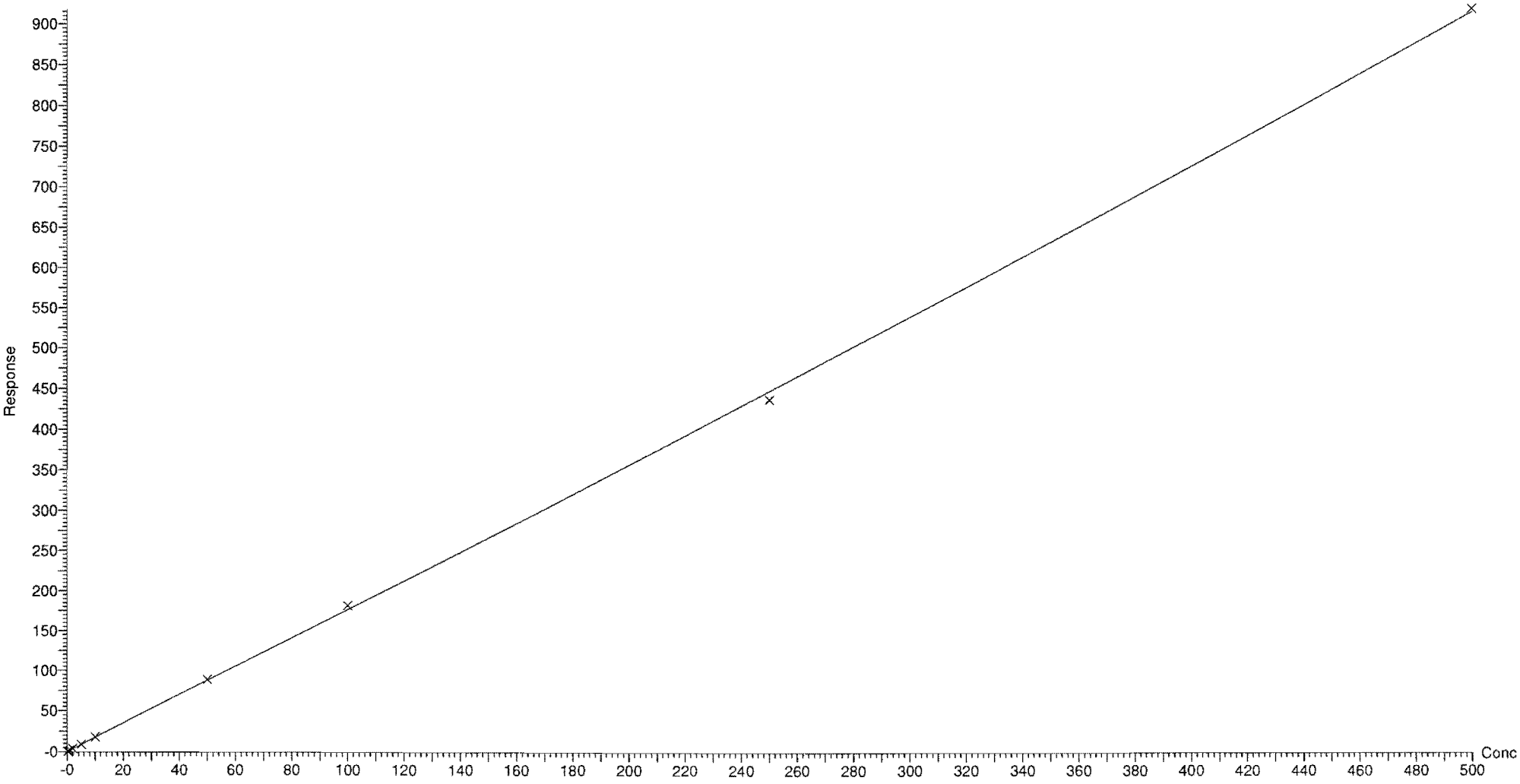

Dataset: Z:\Projects\PFAS.PRO\Results\180821M2\180821M2-CRV.qld

Last Altered: Tuesday, August 21, 2018 15:24:02 Pacific Daylight Time
Printed: Tuesday, August 21, 2018 15:54:20 Pacific Daylight Time

Compound name: 4:2 FTS
Coefficient of Determination: R^2 = 0.999603
Calibration curve: -0.00258913 * x^2 + 1.02542 * x + 0.0460942
Response type: Internal Std (Ref 39), Area * (IS Conc. / IS Area)
Curve type: 2nd Order, Origin: Exclude, Weighting: 1/x, Axis trans: None

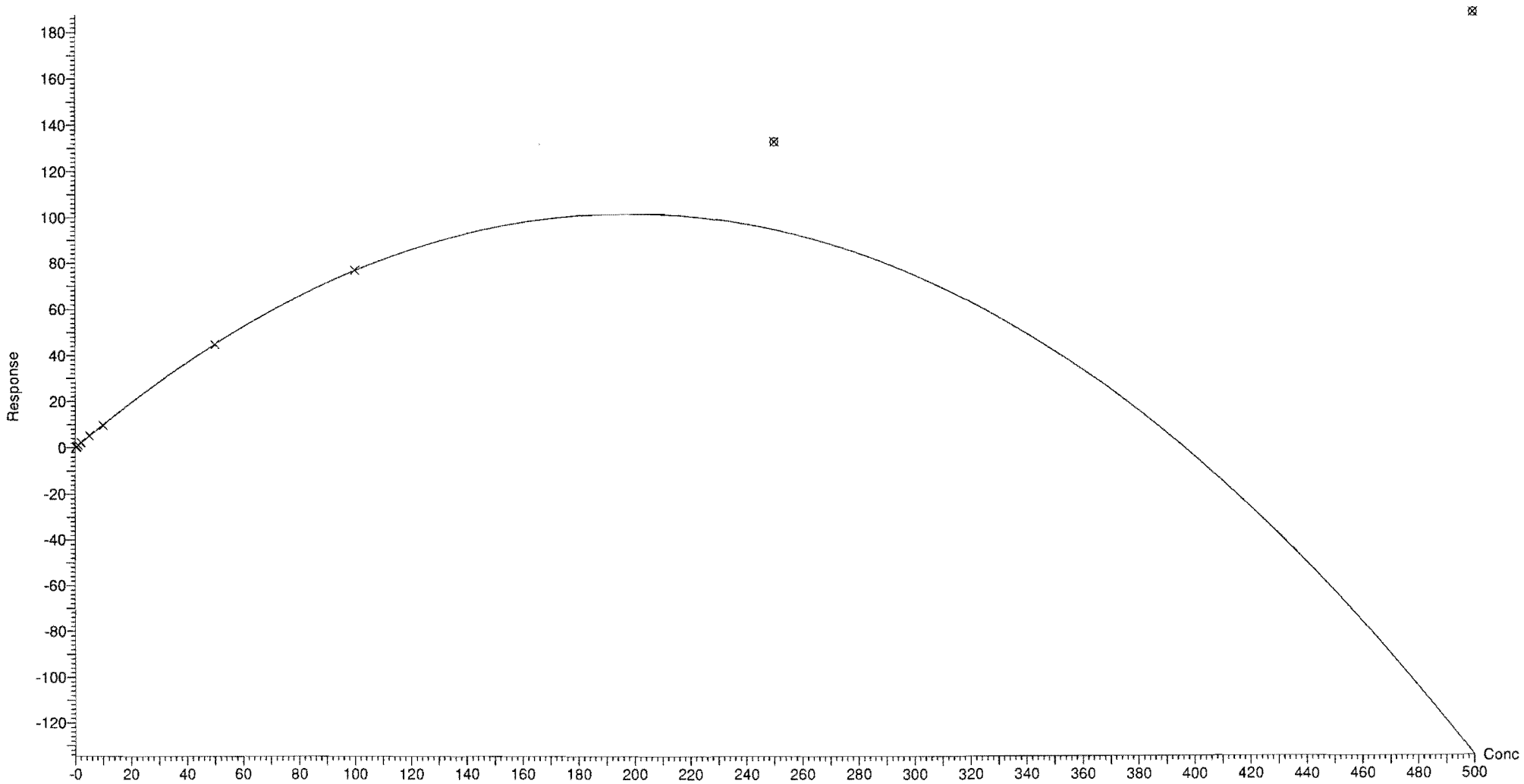

Vista Analytical Laboratory Q1

Dataset: Z:\Projects\PFAS.PRO\Results\180821M2\180821M2-CRV.qld

Last Altered: Tuesday, August 21, 2018 15:24:02 Pacific Daylight Time
Printed: Tuesday, August 21, 2018 15:54:20 Pacific Daylight Time

Compound name: PFHxA
Coefficient of Determination: R^2 = 0.999948
Calibration curve: -8.04688e-005 * x^2 + 0.932764 * x + 0.0192695
Response type: Internal Std (Ref 40), Area * (IS Conc. / IS Area)
Curve type: 2nd Order, Origin: Include, Weighting: 1/x, Axis trans: None

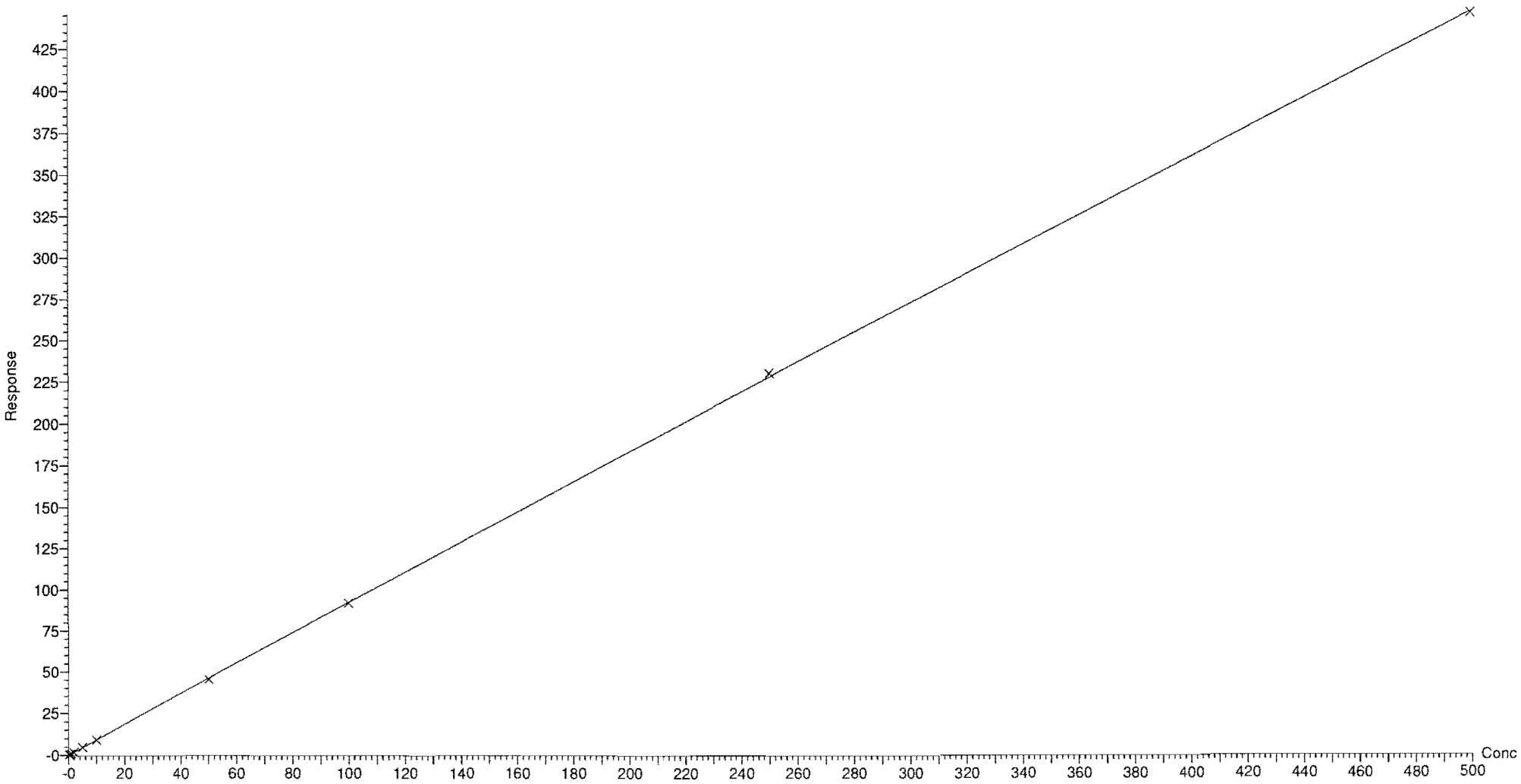

Dataset: Z:\Projects\PFAS.PRO\Results\180821M2\180821M2-CRV.qld

Last Altered: Tuesday, August 21, 2018 15:24:02 Pacific Daylight Time
Printed: Tuesday, August 21, 2018 15:54:20 Pacific Daylight Time

Compound name: PFPeS
Coefficient of Determination: R^2 = 0.999427
Calibration curve: -6.54065e-005 * x^2 + 1.71352 * x + 0.0664211
Response type: Internal Std (Ref 38), Area * (IS Conc. / IS Area)
Curve type: 2nd Order, Origin: Exclude, Weighting: 1/x, Axis trans: None

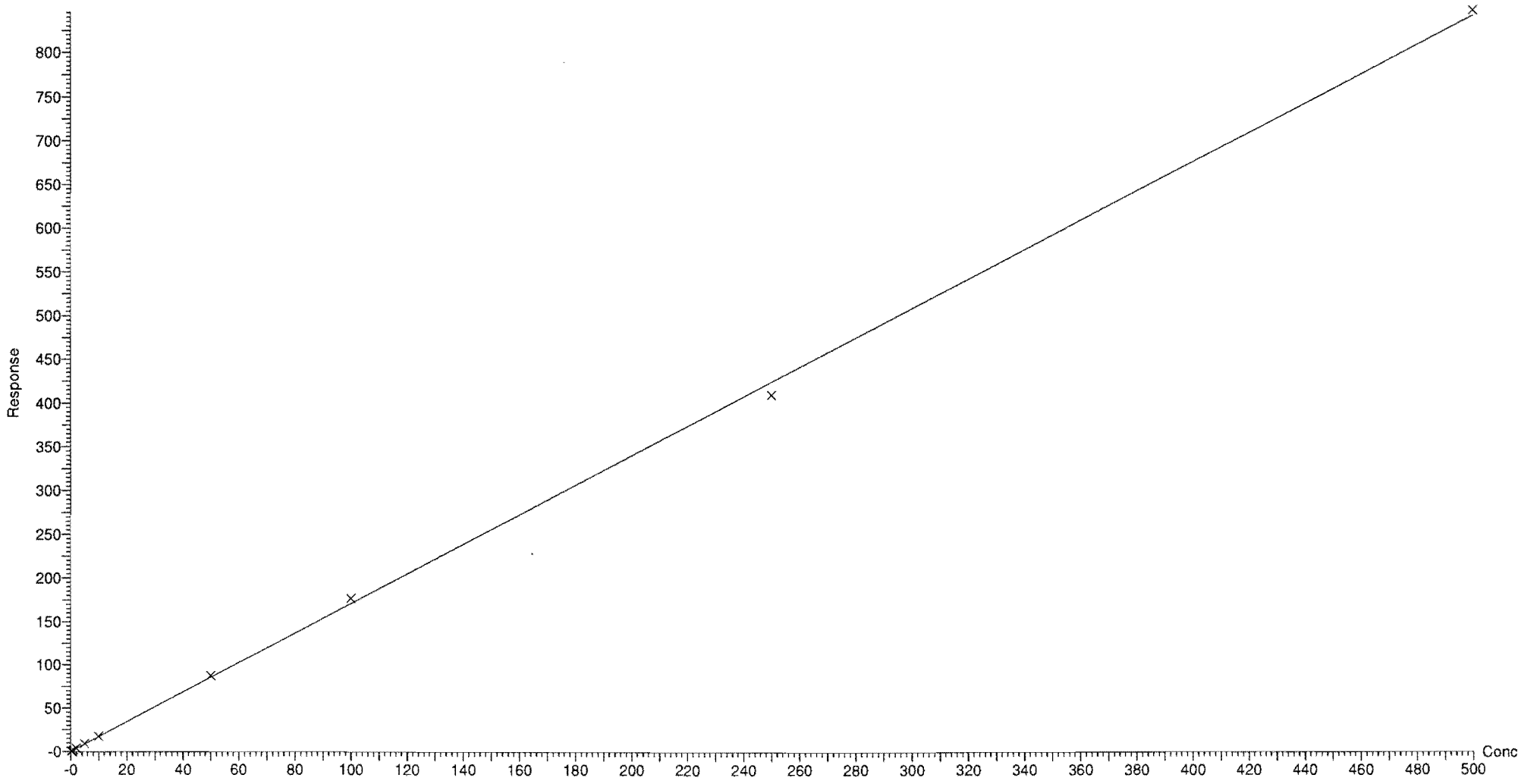

Dataset: Z:\Projects\PFAS.PRO\Results\180821M2\180821M2-CRV.qld

Last Altered: Tuesday, August 21, 2018 15:24:02 Pacific Daylight Time
Printed: Tuesday, August 21, 2018 15:54:20 Pacific Daylight Time

Compound name: PFHpA
Correlation coefficient: r = 0.999940, r^2 = 0.999879
Calibration curve: 1.09258 * x + 0.0611337
Response type: Internal Std (Ref 41), Area * (IS Conc. / IS Area)
Curve type: Linear, Origin: Exclude, Weighting: 1/x, Axis trans: None

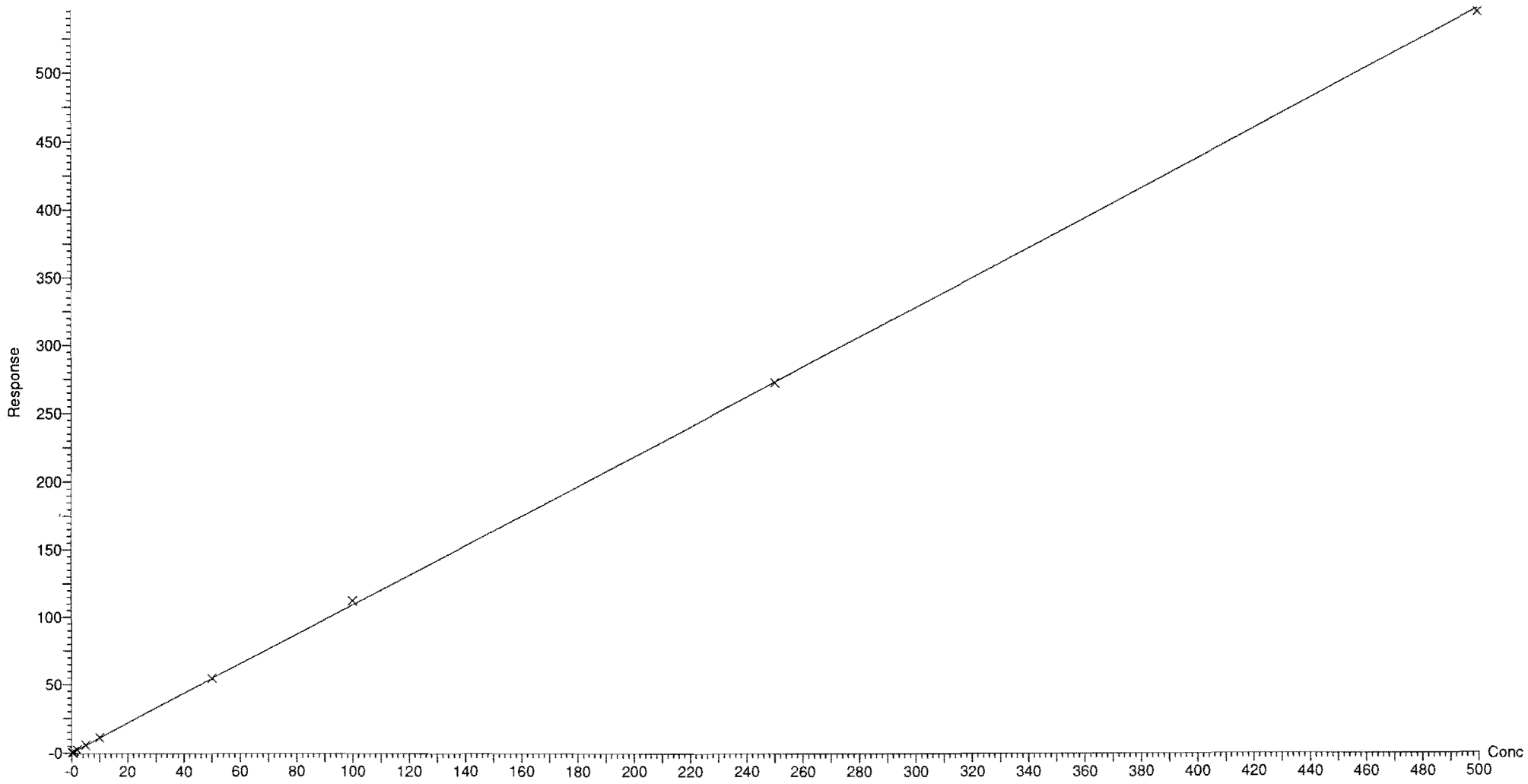

Dataset: Z:\Projects\PFAS.PRO\Results\180821M2\180821M2-CRV.qld

Last Altered: Tuesday, August 21, 2018 15:24:02 Pacific Daylight Time
Printed: Tuesday, August 21, 2018 15:54:20 Pacific Daylight Time

Compound name: L-PFHxS
Coefficient of Determination: R^2 = 0.999877
Calibration curve: 0.000111948 * x^2 + 1.66391 * x + -0.0374002
Response type: Internal Std (Ref 42), Area * (IS Conc. / IS Area)
Curve type: 2nd Order, Origin: Include, Weighting: 1/x, Axis trans: None

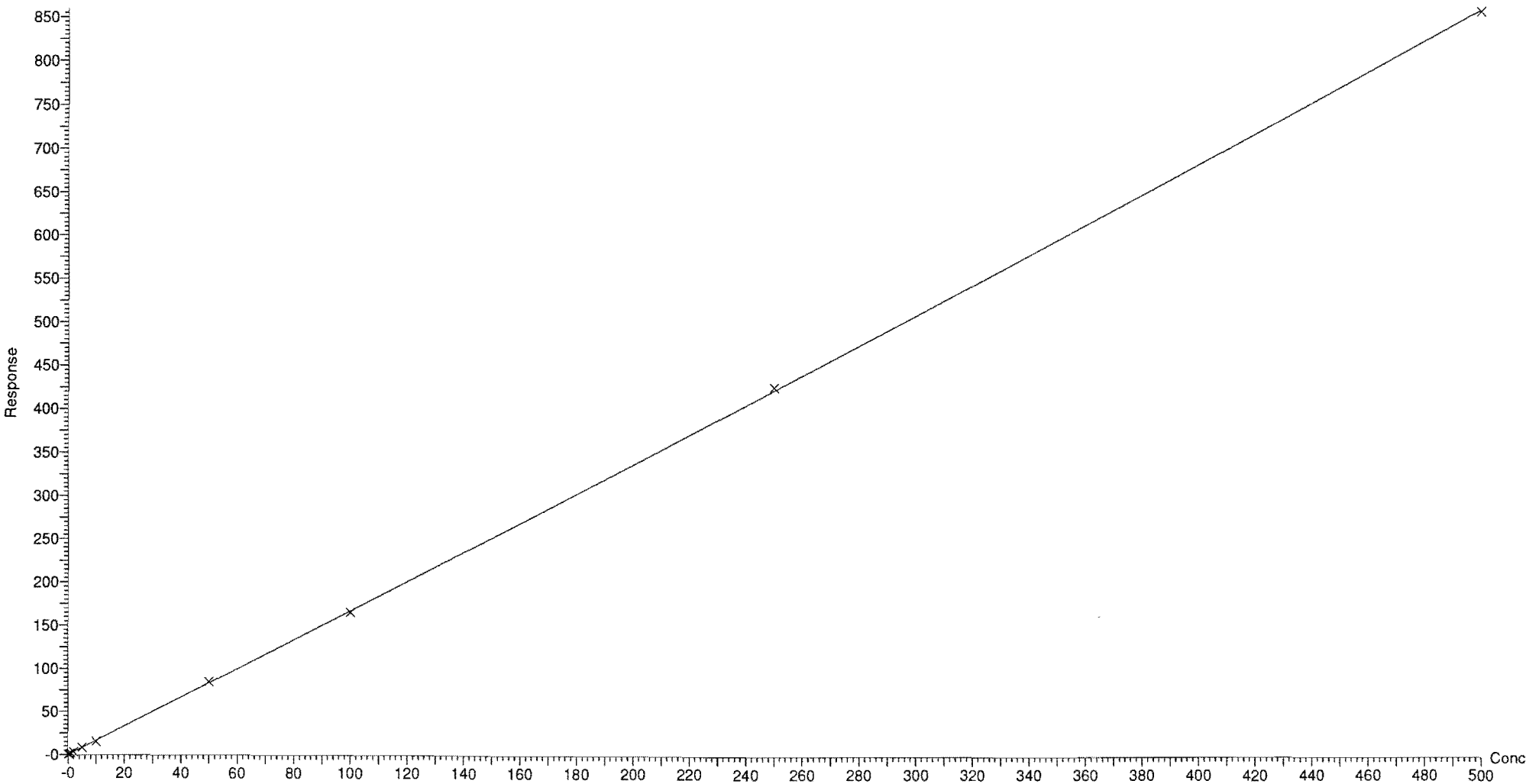

Dataset: Z:\Projects\PFAS.PRO\Results\180821M2\180821M2-CRV.qld

Last Altered: Tuesday, August 21, 2018 15:24:02 Pacific Daylight Time
Printed: Tuesday, August 21, 2018 15:54:20 Pacific Daylight Time

Compound name: 6:2 FTS
Coefficient of Determination: R^2 = 0.999808
Calibration curve: -0.00315704 * x^2 + 1.15171 * x + -0.00801815
Response type: Internal Std (Ref 43), Area * (IS Conc. / IS Area)
Curve type: 2nd Order, Origin: Include, Weighting: 1/x, Axis trans: None

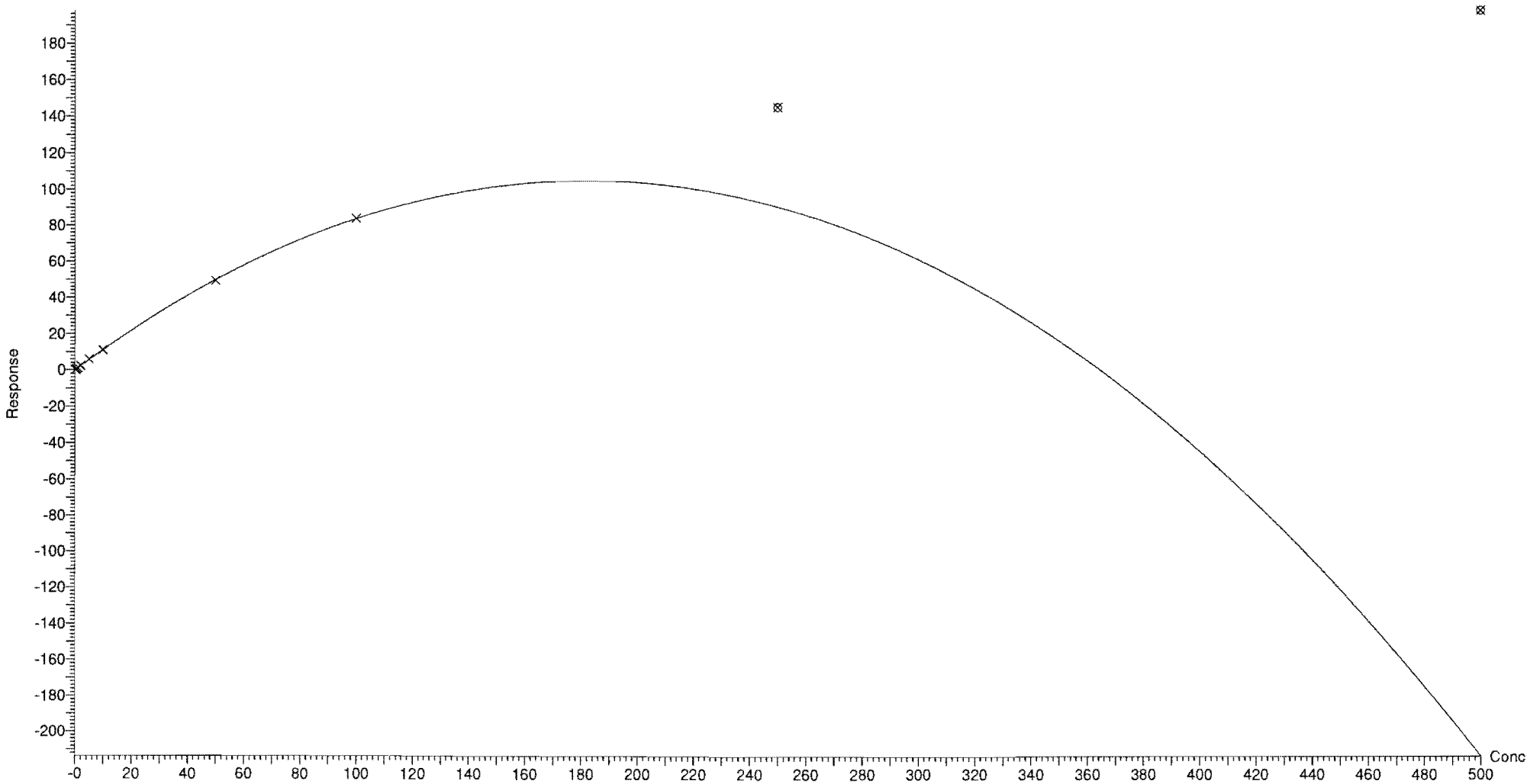

Dataset: Z:\Projects\PFAS.PRO\Results\180821M2\180821M2-CRV.qld

Last Altered: Tuesday, August 21, 2018 15:24:02 Pacific Daylight Time
Printed: Tuesday, August 21, 2018 15:54:20 Pacific Daylight Time

Compound name: L-PFOA
Coefficient of Determination: R^2 = 0.999162
Calibration curve: -4.01959e-005 * x^2 + 0.963807 * x + 0.0617347
Response type: Internal Std (Ref 44), Area * (IS Conc. / IS Area)
Curve type: 2nd Order, Origin: Exclude, Weighting: 1/x, Axis trans: None

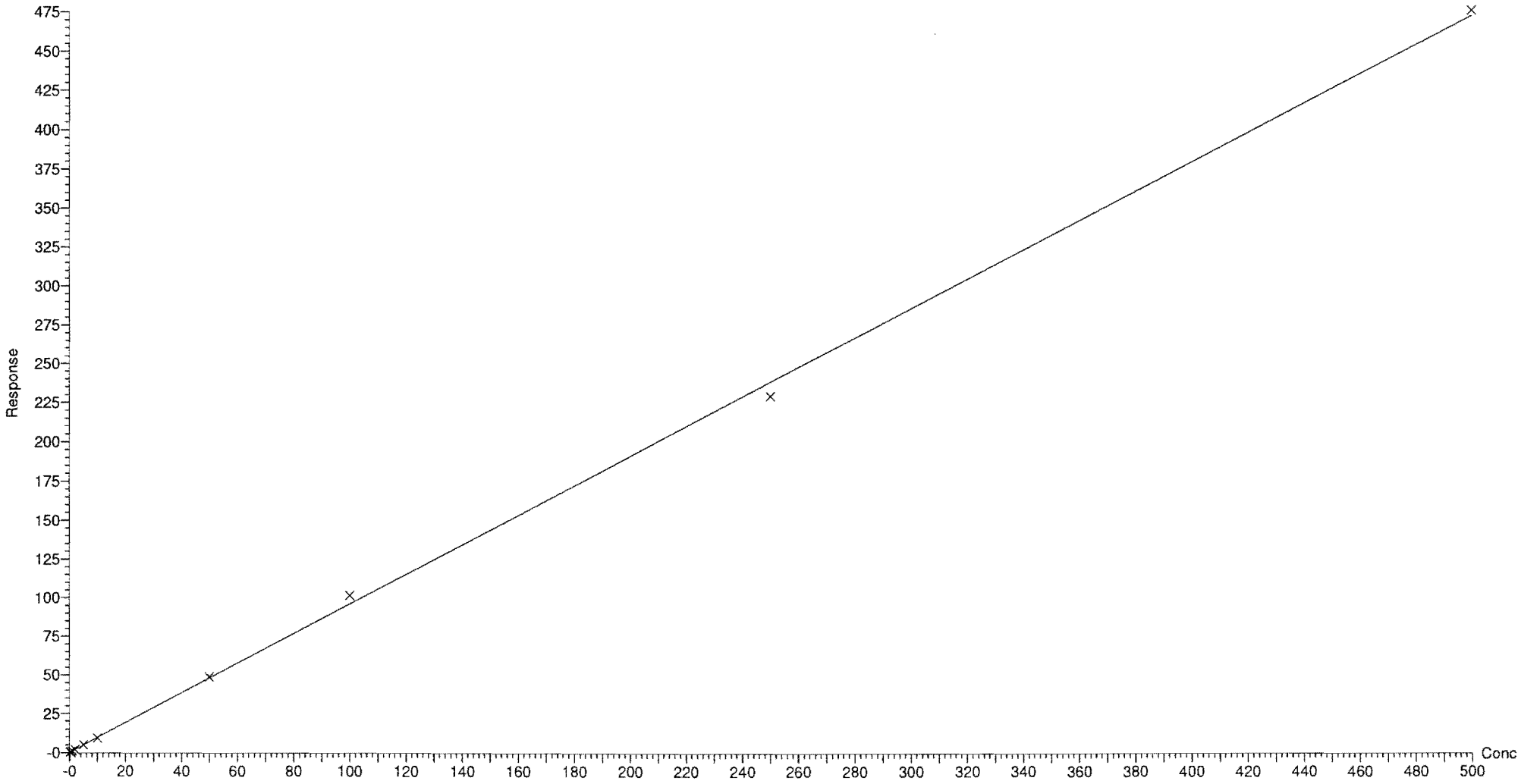

Dataset: Z:\Projects\PFAS.PRO\Results\180821M2\180821M2-CRV.qld

Last Altered: Tuesday, August 21, 2018 15:24:02 Pacific Daylight Time
Printed: Tuesday, August 21, 2018 15:54:20 Pacific Daylight Time

Compound name: PFHpS
Coefficient of Determination: R^2 = 0.999924
Calibration curve: -7.03263e-005 * x^2 + 0.848812 * x + 0.0193324
Response type: Internal Std (Ref 47), Area * (IS Conc. / IS Area)
Curve type: 2nd Order, Origin: Exclude, Weighting: 1/x, Axis trans: None

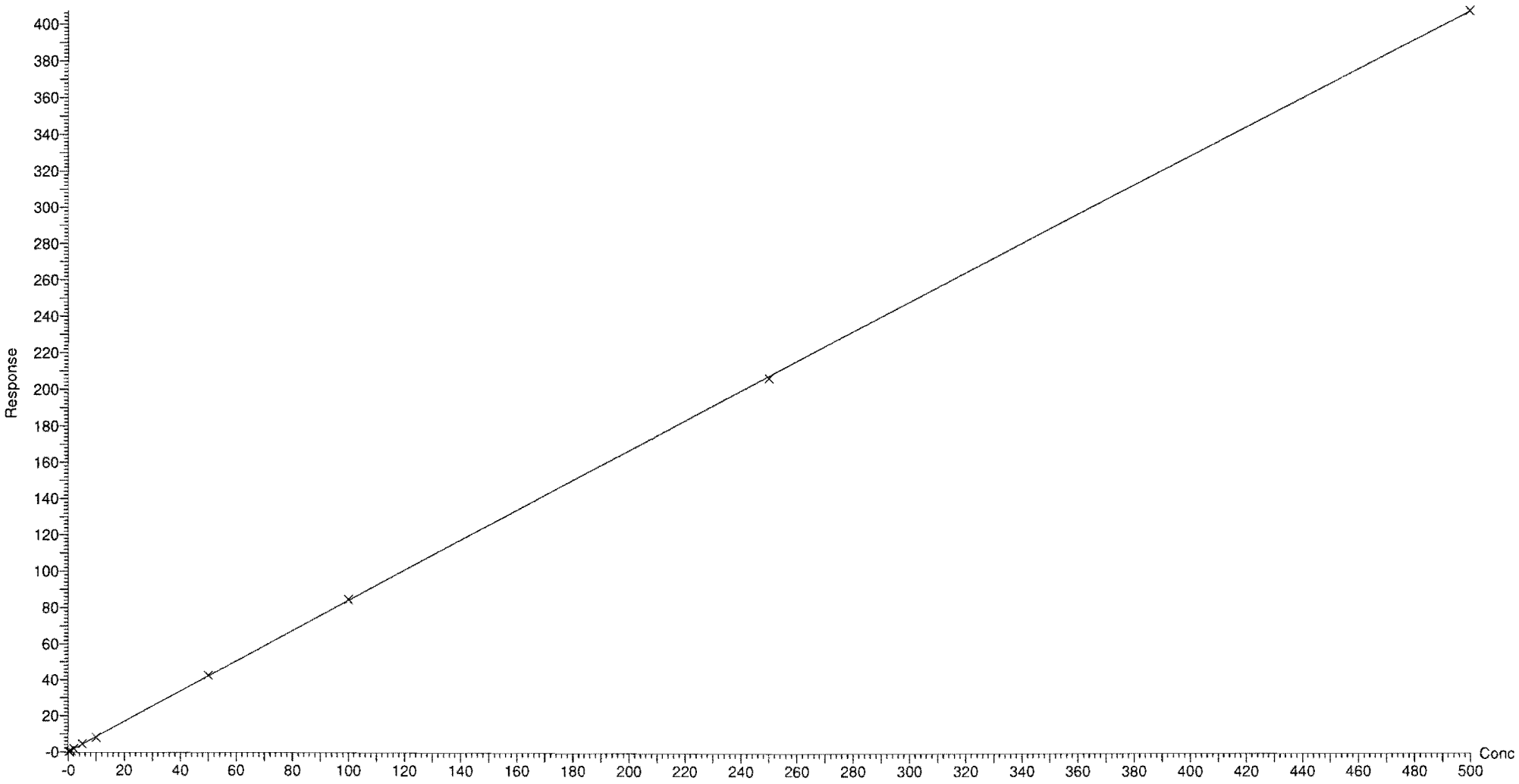

Dataset: Z:\Projects\PFAS.PRO\Results\180821M2\180821M2-CRV.qld

Last Altered: Tuesday, August 21, 2018 15:24:02 Pacific Daylight Time
Printed: Tuesday, August 21, 2018 15:54:20 Pacific Daylight Time

Compound name: PFNA
Coefficient of Determination: R^2 = 0.999895
Calibration curve: -5.84659e-006 * x^2 + 1.13023 * x + 0.0347554
Response type: Internal Std (Ref 45), Area * (IS Conc. / IS Area)
Curve type: 2nd Order, Origin: Exclude, Weighting: 1/x, Axis trans: None

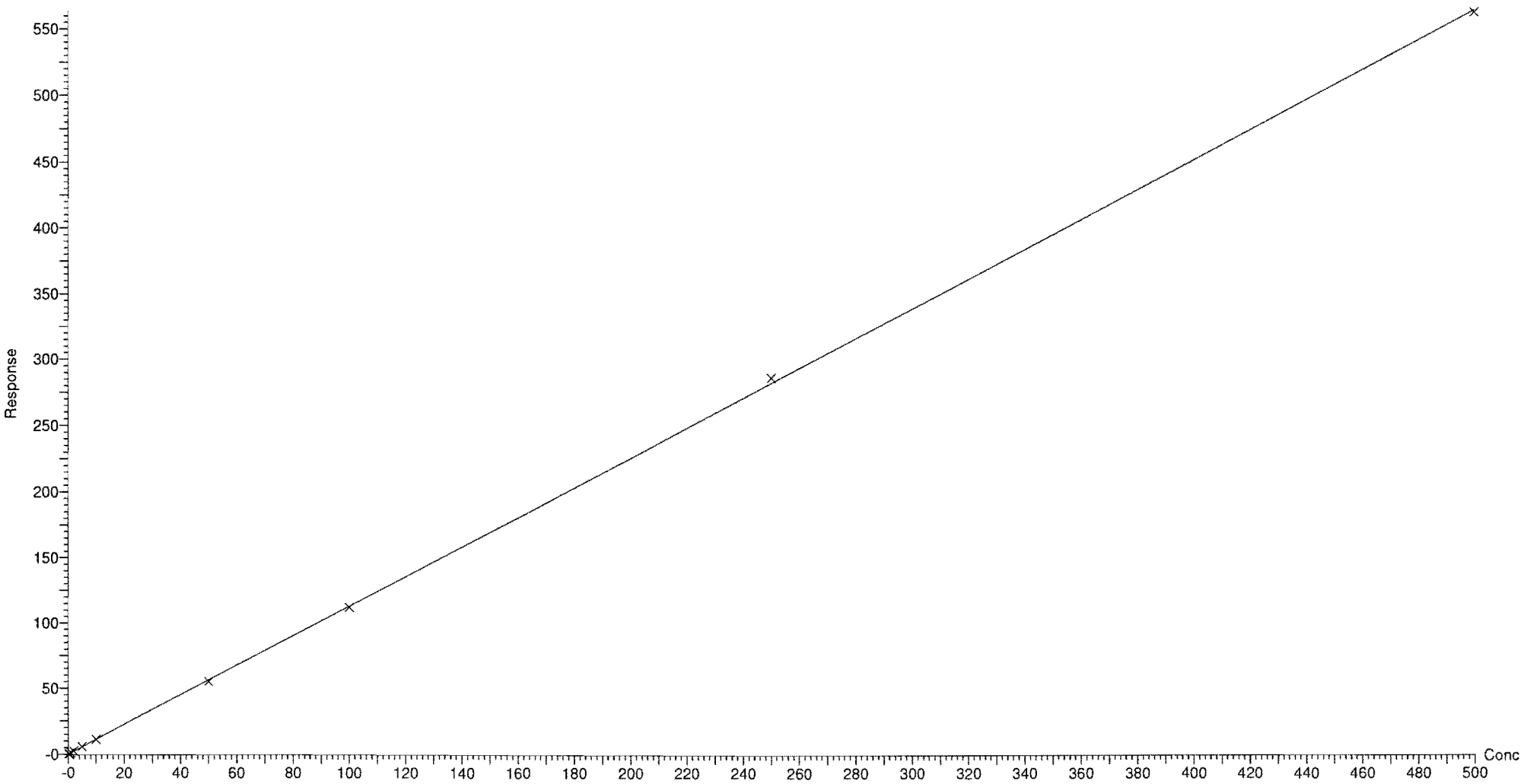

Dataset: Z:\Projects\PFAS.PRO\Results\180821M2\180821M2-CRV.qld

Last Altered: Tuesday, August 21, 2018 15:24:02 Pacific Daylight Time
Printed: Tuesday, August 21, 2018 15:54:20 Pacific Daylight Time

Compound name: PFOSA
Coefficient of Determination: R^2 = 0.999970
Calibration curve: 5.44464e-005 * x^2 + 1.01771 * x + 0.0472565
Response type: Internal Std (Ref 46), Area * (IS Conc. / IS Area)
Curve type: 2nd Order, Origin: Exclude, Weighting: 1/x, Axis trans: None

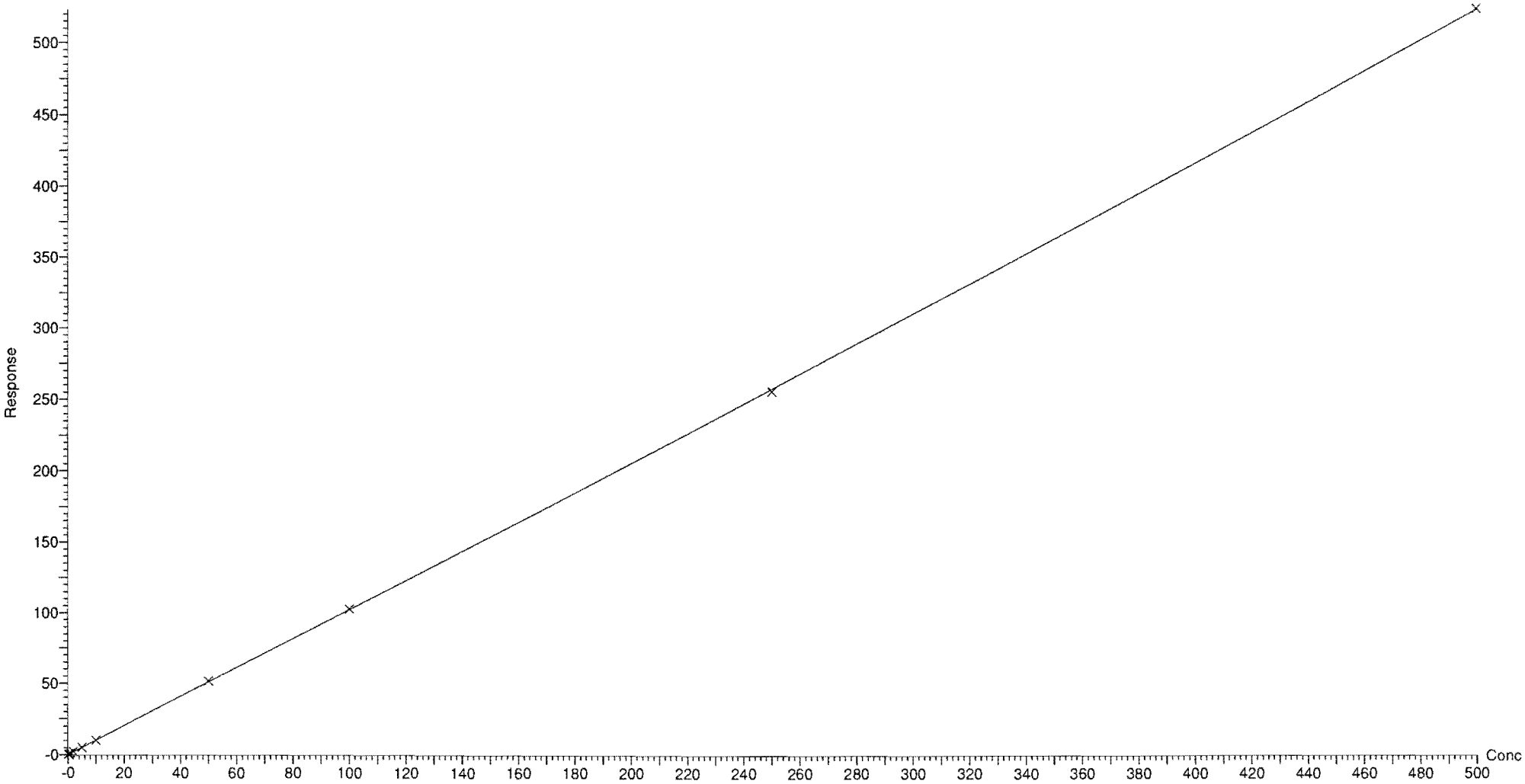

Dataset: Z:\Projects\PFAS.PRO\Results\180821M2\180821M2-CRV.qld

Last Altered: Tuesday, August 21, 2018 15:24:02 Pacific Daylight Time
Printed: Tuesday, August 21, 2018 15:54:20 Pacific Daylight Time

Compound name: L-PFOS
Coefficient of Determination: R^2 = 0.999855
Calibration curve: 5.71576e-005 * x^2 + 0.918374 * x + -0.0191301
Response type: Internal Std (Ref 47), Area * (IS Conc. / IS Area)
Curve type: 2nd Order, Origin: Include, Weighting: 1/x, Axis trans: None

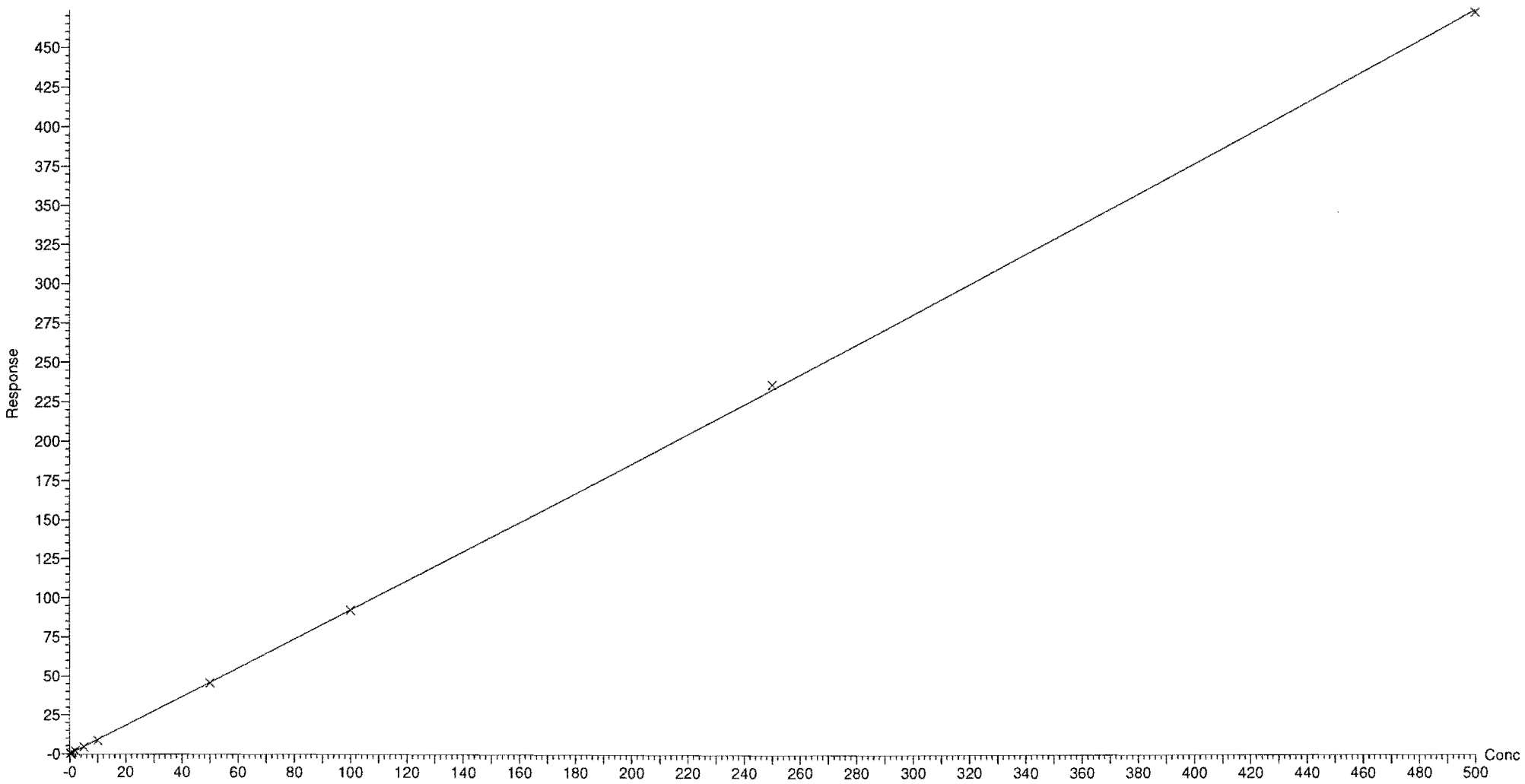

Dataset: Z:\Projects\PFAS.PRO\Results\180821M2\180821M2-CRV.qld

Last Altered: Tuesday, August 21, 2018 15:24:02 Pacific Daylight Time
Printed: Tuesday, August 21, 2018 15:54:20 Pacific Daylight Time

Compound name: PFDA
Coefficient of Determination: R^2 = 0.999463
Calibration curve: -0.000212064 * x^2 + 1.23759 * x + 0.0117264
Response type: Internal Std (Ref 48), Area * (IS Conc. / IS Area)
Curve type: 2nd Order, Origin: Exclude, Weighting: 1/x, Axis trans: None

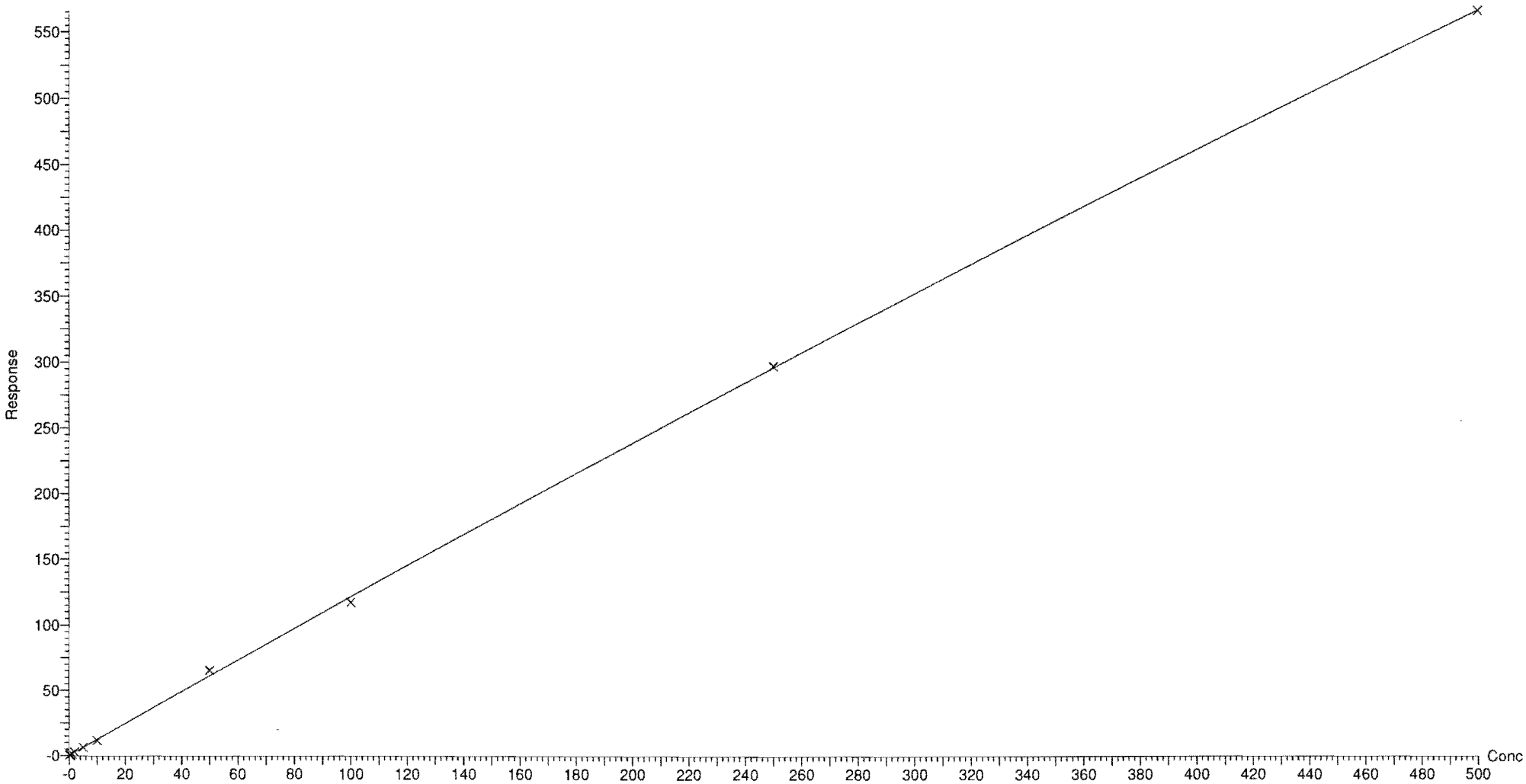

Dataset: Z:\Projects\PFAS.PRO\Results\180821M2\180821M2-CRV.qld

Last Altered: Tuesday, August 21, 2018 15:24:02 Pacific Daylight Time
Printed: Tuesday, August 21, 2018 15:54:20 Pacific Daylight Time

Compound name: 8:2 FTS
Coefficient of Determination: R^2 = 0.999035
Calibration curve: -0.00362152 * x^2 + 1.31768 * x + 0.0698113
Response type: Internal Std (Ref 49), Area * (IS Conc. / IS Area)
Curve type: 2nd Order, Origin: Exclude, Weighting: 1/x, Axis trans: None

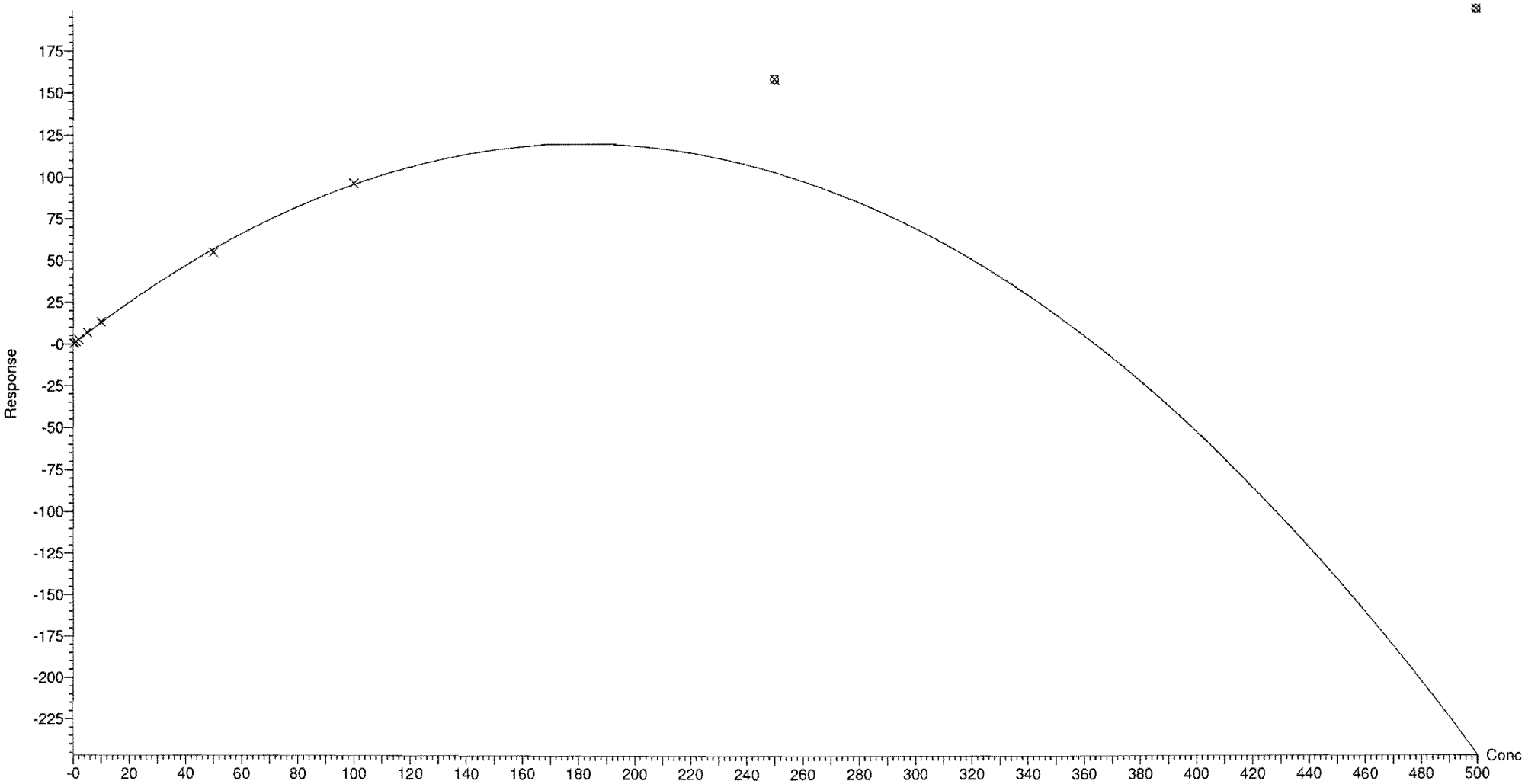

Dataset: Z:\Projects\PFAS.PRO\Results\180821M2\180821M2-CRV.qld

Last Altered: Tuesday, August 21, 2018 15:24:02 Pacific Daylight Time
Printed: Tuesday, August 21, 2018 15:54:20 Pacific Daylight Time

Compound name: PFNS
Coefficient of Determination: R^2 = 0.999880
Calibration curve: -0.00013535 * x^2 + 0.845513 * x + -0.022849
Response type: Internal Std (Ref 47), Area * (IS Conc. / IS Area)
Curve type: 2nd Order, Origin: Exclude, Weighting: 1/x, Axis trans: None

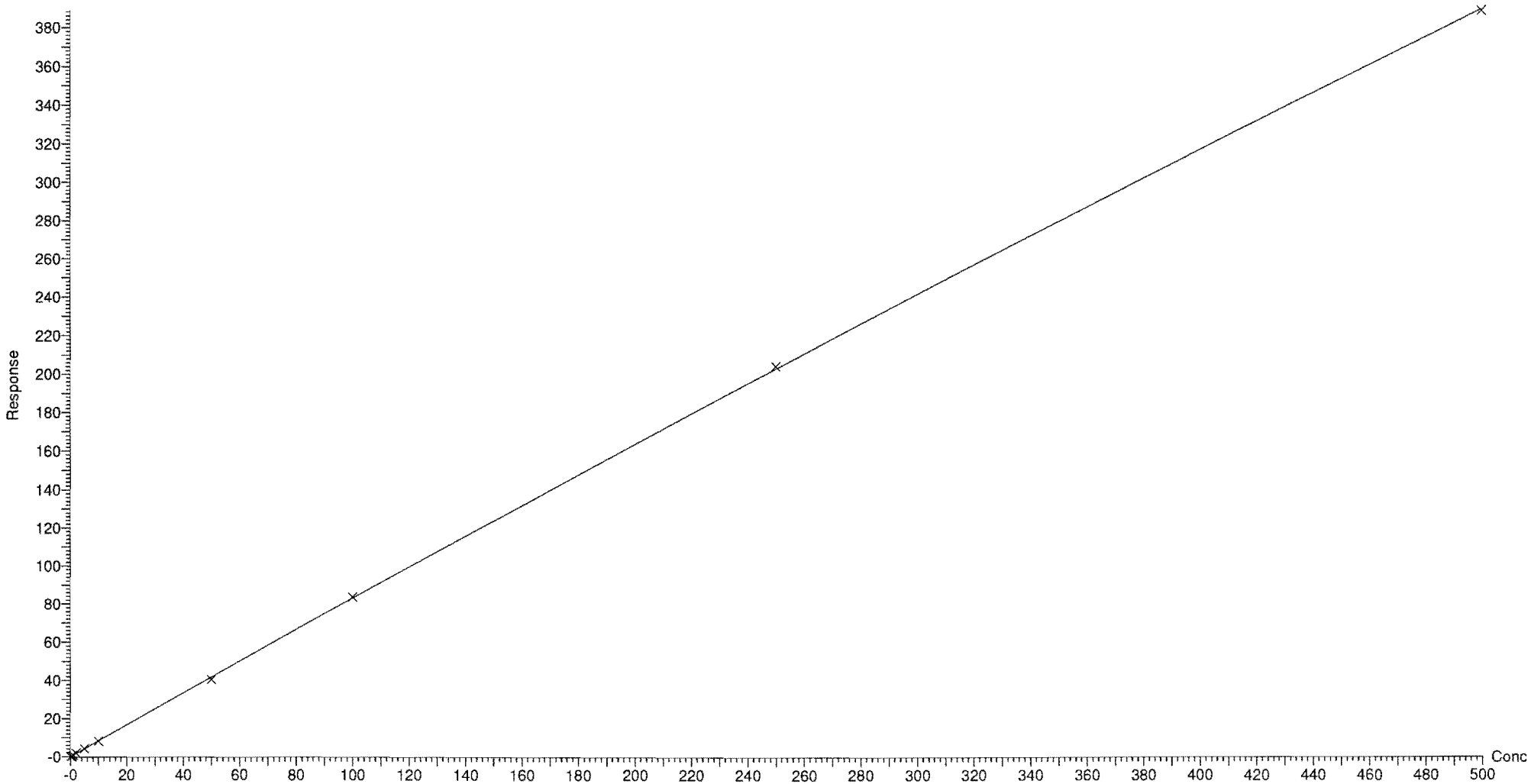

Dataset: Z:\Projects\PFAS.PRO\Results\180821M2\180821M2-CRV.qld

Last Altered: Tuesday, August 21, 2018 15:24:02 Pacific Daylight Time
Printed: Tuesday, August 21, 2018 15:54:20 Pacific Daylight Time

Compound name: L-MeFOSAA
Coefficient of Determination: R^2 = 0.999770
Calibration curve: -0.000368451 * x^2 + 1.24448 * x + -0.0677507
Response type: Internal Std (Ref 50), Area * (IS Conc. / IS Area)
Curve type: 2nd Order, Origin: Include, Weighting: 1/x, Axis trans: None

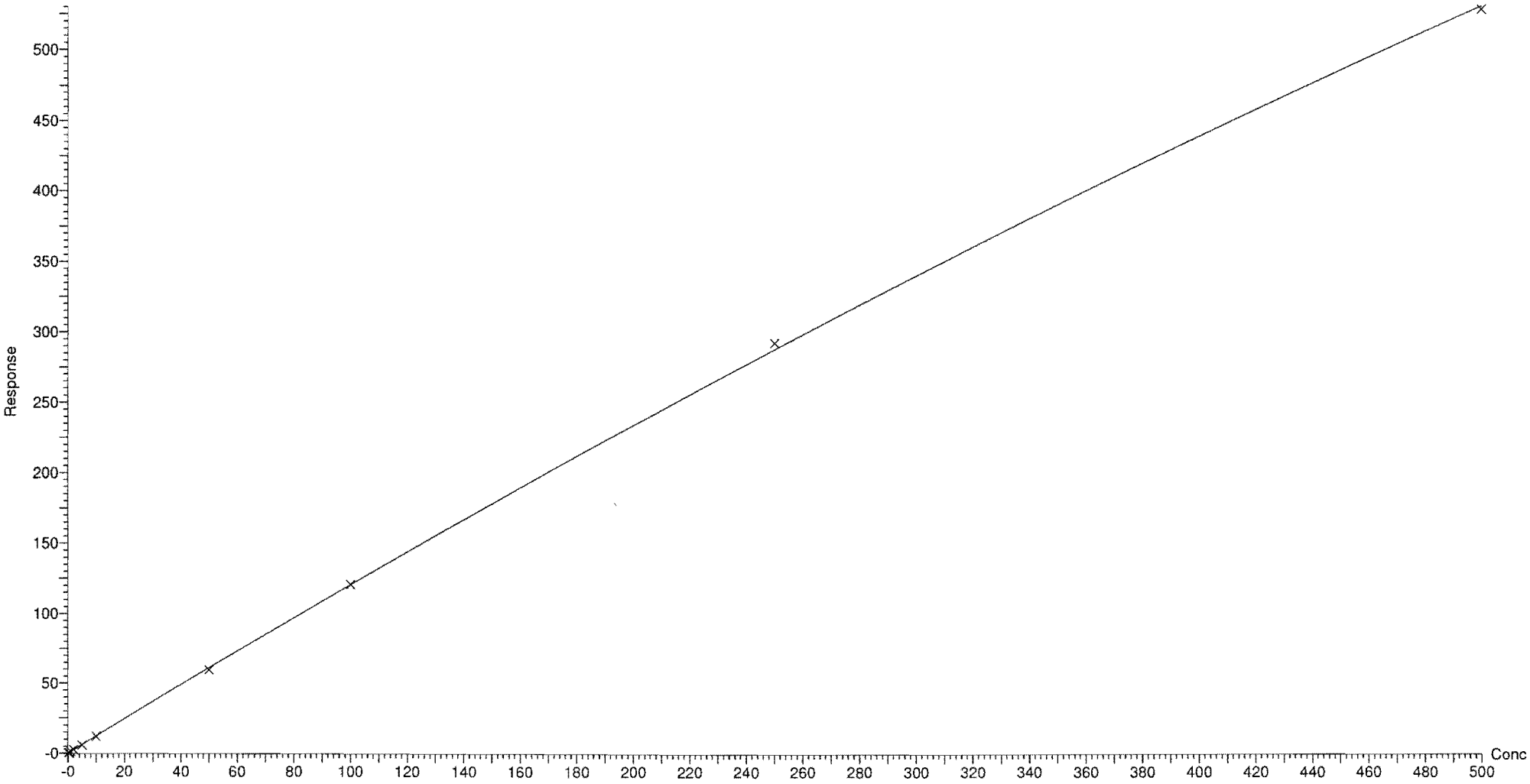

Dataset: Z:\Projects\PFAS.PRO\Results\180821M2\180821M2-CRV.qld

Last Altered: Tuesday, August 21, 2018 15:24:02 Pacific Daylight Time
Printed: Tuesday, August 21, 2018 15:54:20 Pacific Daylight Time

Compound name: L-EtFOSAA
Coefficient of Determination: R^2 = 0.999948
Calibration curve: -8.25298e-006 * x^2 + 0.928084 * x + -0.0290691
Response type: Internal Std (Ref 52), Area * (IS Conc. / IS Area)
Curve type: 2nd Order, Origin: Exclude, Weighting: 1/x, Axis trans: None

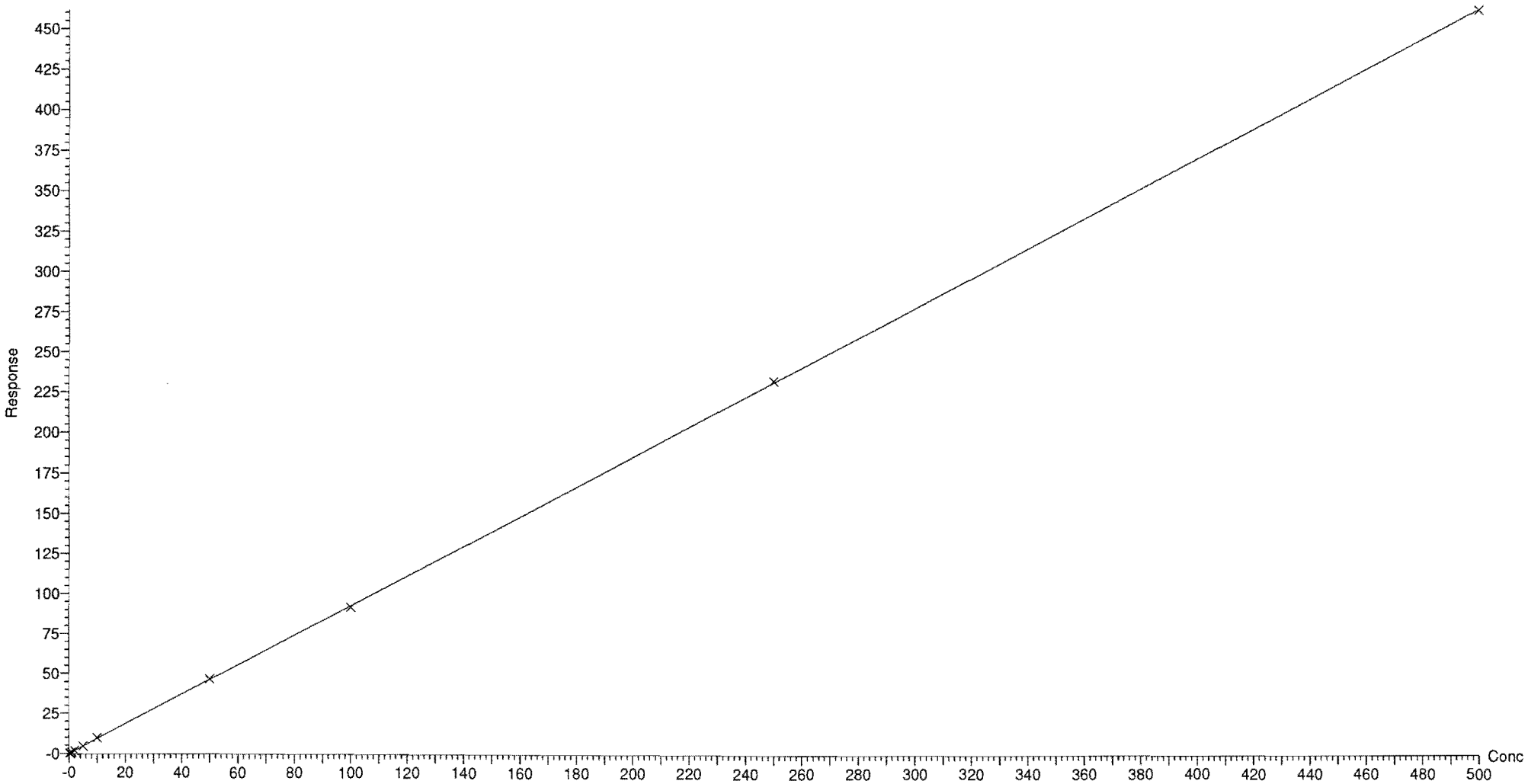

Quantify Calibration Report **MassLynx MassLynx V4.1 SCN 945**
Vista Analytical Laboratory Q1

Dataset: Z:\Projects\PFAS.PRO\Results\180821M2\180821M2-CRV.qld

Last Altered: Tuesday, August 21, 2018 15:24:02 Pacific Daylight Time
Printed: Tuesday, August 21, 2018 15:54:32 Pacific Daylight Time

Method: Z:\Projects\PFAS.PRO\MethDB\PFAS_FULL_80C_082118.mdb 21 Aug 2018 15:05:54
Calibration: Z:\Projects\PFAS.PRO\CurveDB\C18_VAL-PFAS_Q4_08-21-18.cdb 21 Aug 2018 15:24:02

Compound name: PFUdA
Coefficient of Determination: R^2 = 0.999970
Calibration curve: -0.000158318 * x^2 + 0.945323 * x + 0.0277992
Response type: Internal Std (Ref 51), Area * (IS Conc. / IS Area)
Curve type: 2nd Order, Origin: Exclude, Weighting: 1/x, Axis trans: None

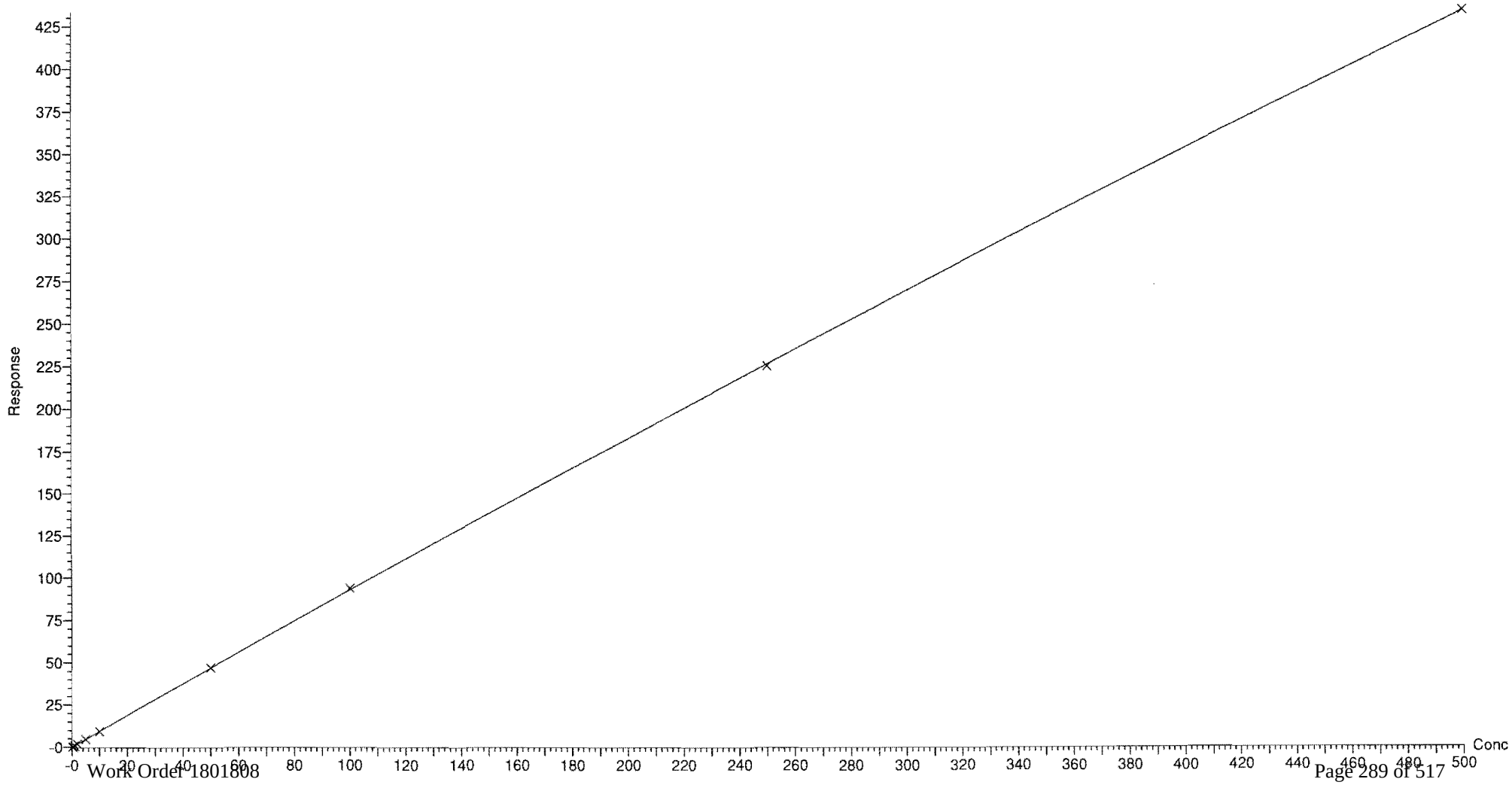

Dataset: Z:\Projects\PFAS.PRO\Results\180821M2\180821M2-CRV.qld

Last Altered: Tuesday, August 21, 2018 15:24:02 Pacific Daylight Time
Printed: Tuesday, August 21, 2018 15:54:32 Pacific Daylight Time

Compound name: PFDS
Coefficient of Determination: R^2 = 0.999929
Calibration curve: -4.7889e-005 * x^2 + 0.919577 * x + -0.000104503
Response type: Internal Std (Ref 47), Area * (IS Conc. / IS Area)
Curve type: 2nd Order, Origin: Exclude, Weighting: 1/x, Axis trans: None

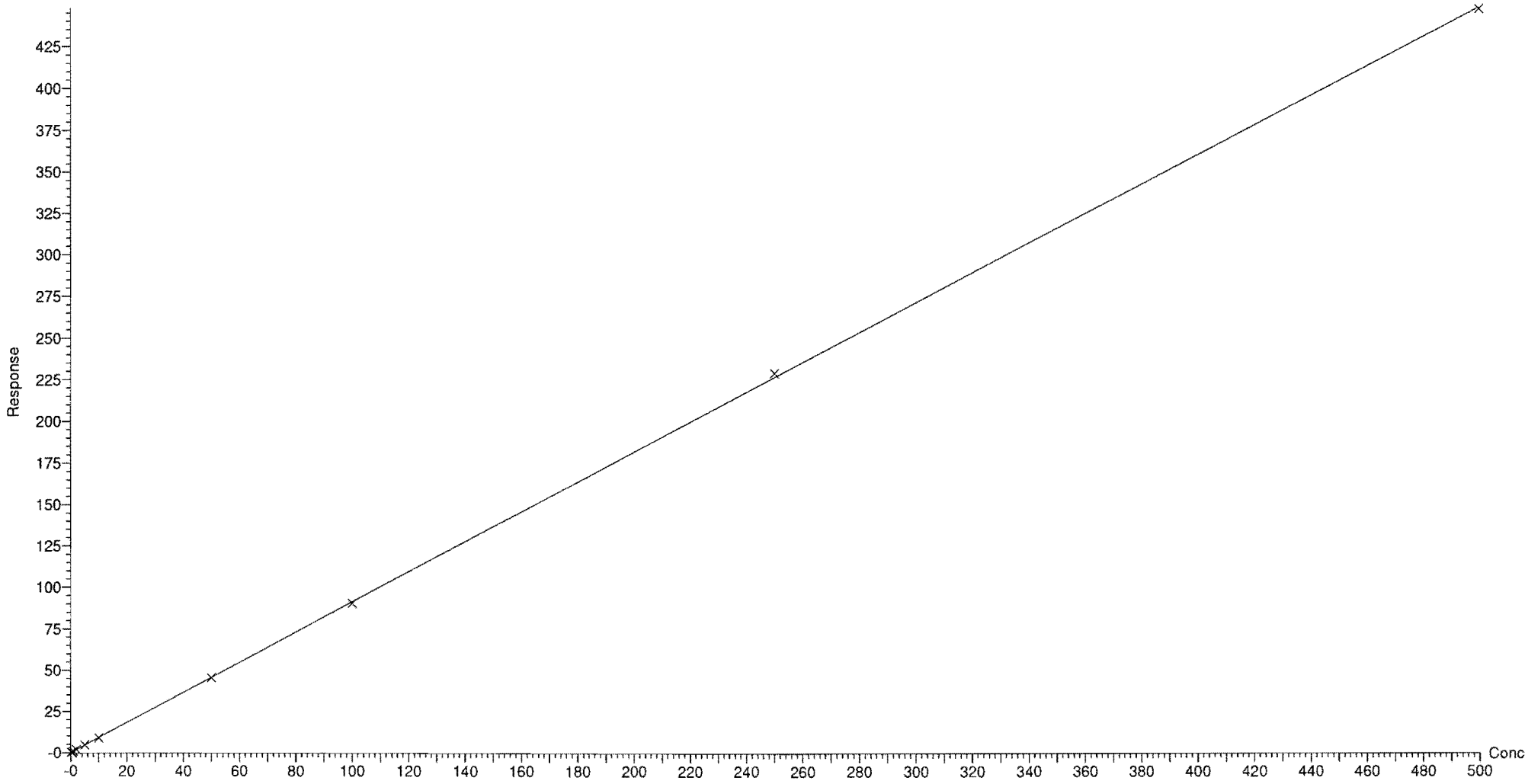

Vista Analytical Laboratory Q1

Dataset: Z:\Projects\PFAS.PRO\Results\180821M2\180821M2-CRV.qld

Last Altered: Tuesday, August 21, 2018 15:24:02 Pacific Daylight Time
Printed: Tuesday, August 21, 2018 15:54:32 Pacific Daylight Time

Compound name: PFDoA
Coefficient of Determination: R^2 = 0.999707
Calibration curve: -0.000209726 * x^2 + 1.12691 * x + 0.330092
Response type: Internal Std (Ref 53), Area * (IS Conc. / IS Area)
Curve type: 2nd Order, Origin: Exclude, Weighting: 1/x, Axis trans: None

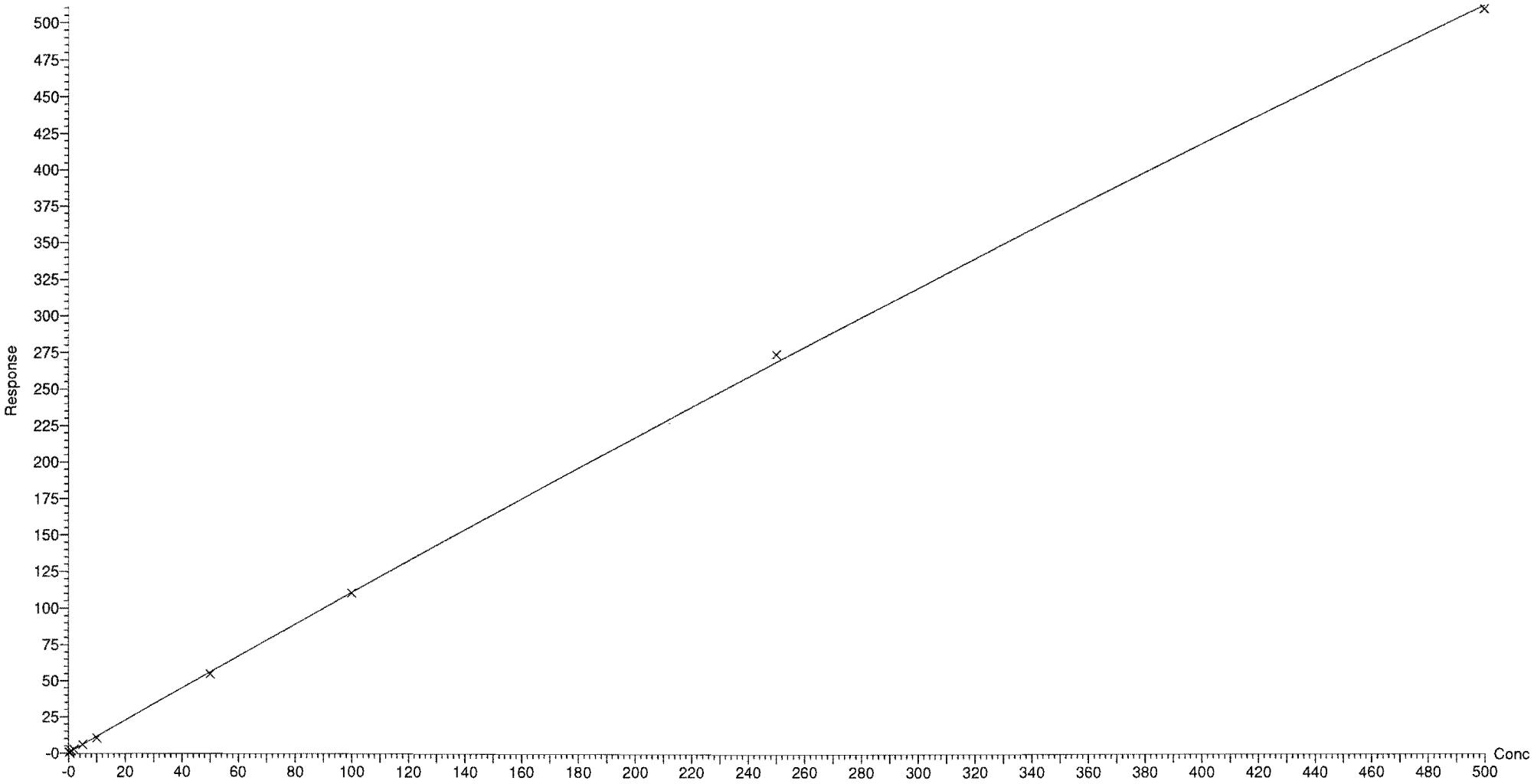

Dataset: Z:\Projects\PFAS.PRO\Results\180821M2\180821M2-CRV.qld

Last Altered: Tuesday, August 21, 2018 15:24:02 Pacific Daylight Time
Printed: Tuesday, August 21, 2018 15:54:32 Pacific Daylight Time

Compound name: N-MeFOSA
Coefficient of Determination: R^2 = 0.999327
Calibration curve: -3.07385e-005 * x^2 + 0.959583 * x + 0.127073
Response type: Internal Std (Ref 54), Area * (IS Conc. / IS Area)
Curve type: 2nd Order, Origin: Include, Weighting: 1/x, Axis trans: None

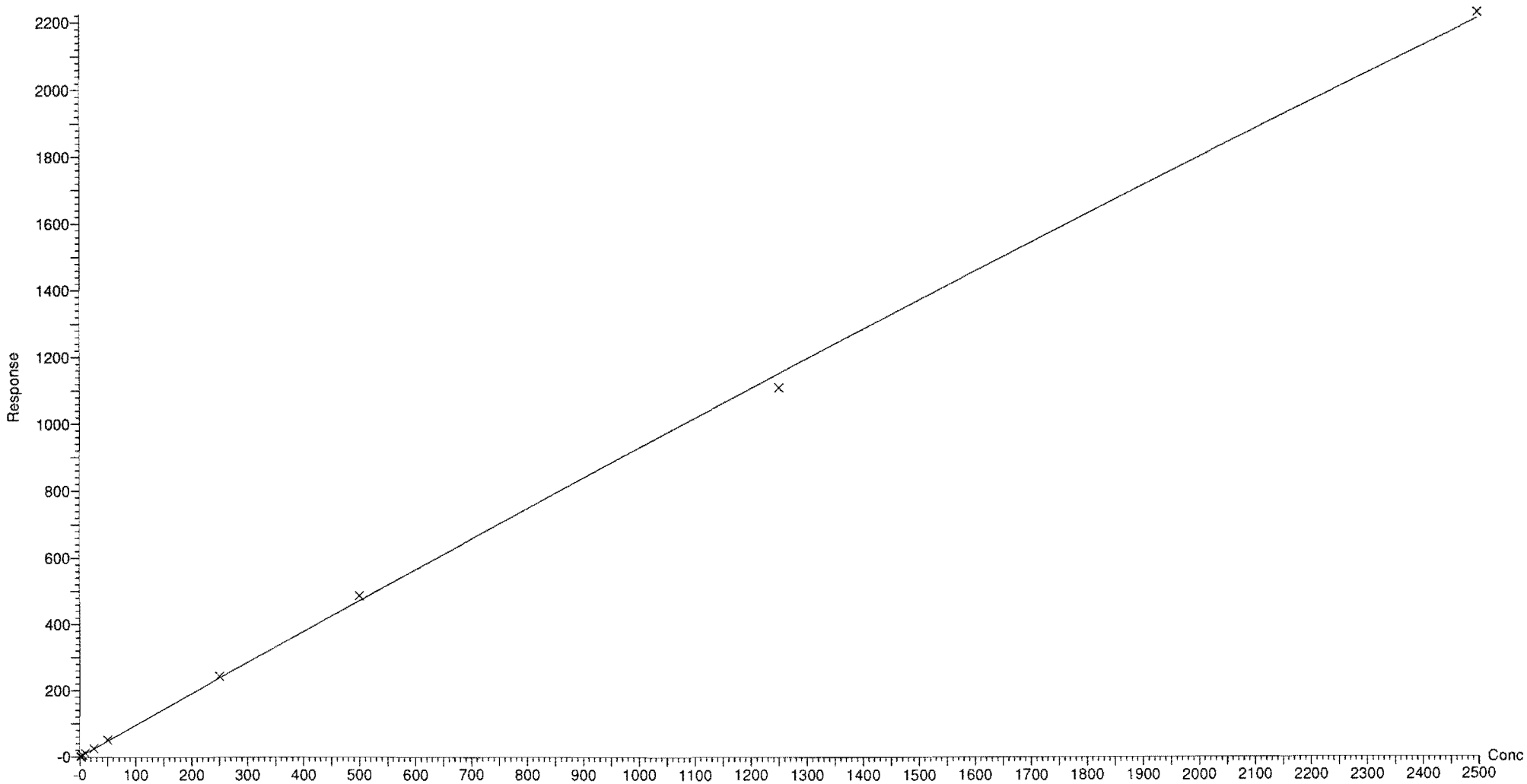

Dataset: Z:\Projects\PFAS.PRO\Results\180821M2\180821M2-CRV.qld

Last Altered: Tuesday, August 21, 2018 15:24:02 Pacific Daylight Time
Printed: Tuesday, August 21, 2018 15:54:32 Pacific Daylight Time

Compound name: PFTrDA
Coefficient of Determination: R^2 = 0.999644
Calibration curve: -6.4604e-005 * x^2 + 1.0949 * x + 0.0353889
Response type: Internal Std (Ref 53), Area * (IS Conc. / IS Area)
Curve type: 2nd Order, Origin: Exclude, Weighting: 1/x, Axis trans: None

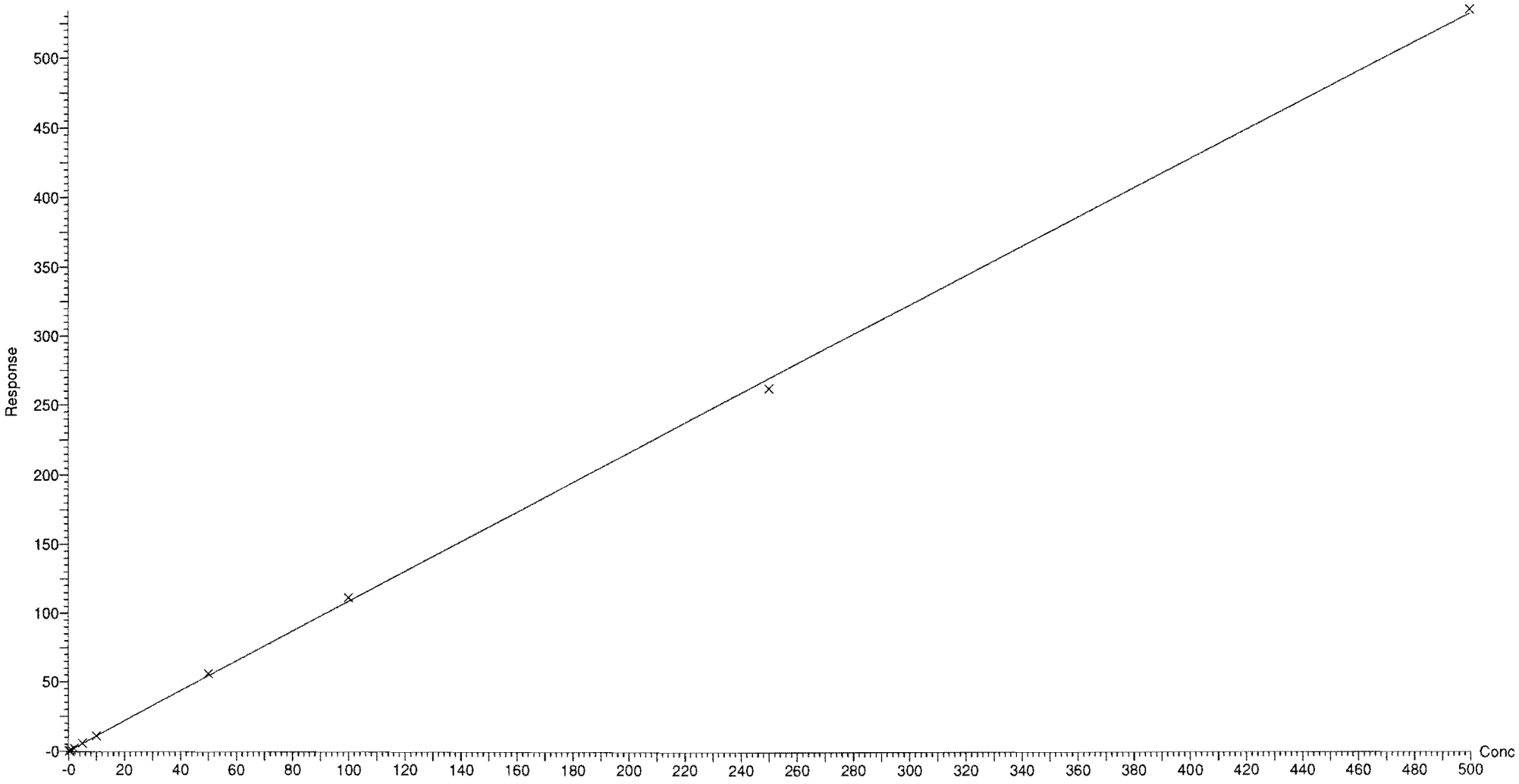

Dataset: Z:\Projects\PFAS.PRO\Results\180821M2\180821M2-CRV.qld

Last Altered: Tuesday, August 21, 2018 15:24:02 Pacific Daylight Time
Printed: Tuesday, August 21, 2018 15:54:32 Pacific Daylight Time

Compound name: PFTeDA
Coefficient of Determination: R^2 = 0.999906
Calibration curve: -0.000465599 * x^2 + 1.43111 * x + 0.0502919
Response type: Internal Std (Ref 55), Area * (IS Conc. / IS Area)
Curve type: 2nd Order, Origin: Exclude, Weighting: 1/x, Axis trans: None

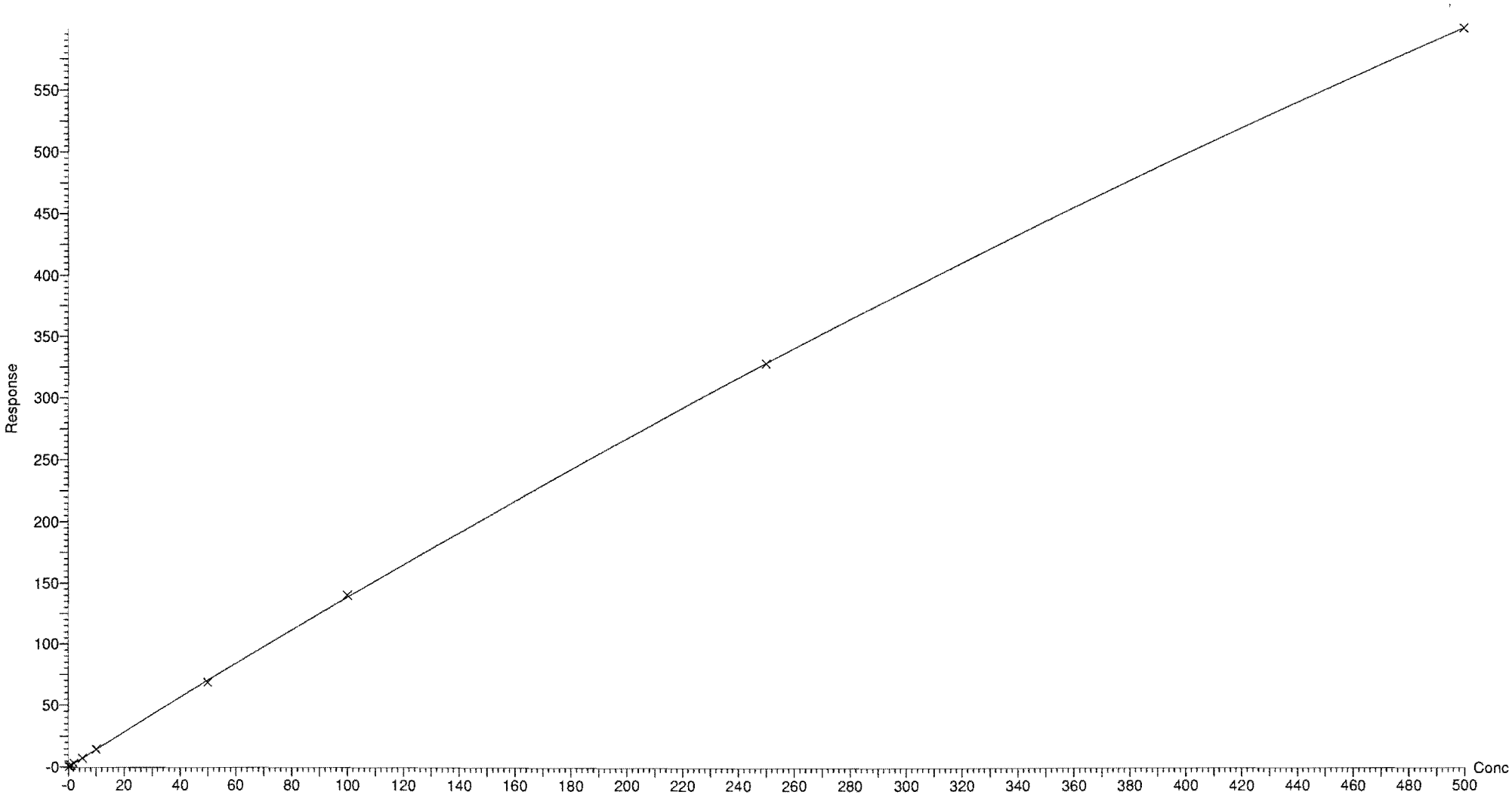

Dataset: Z:\Projects\PFAS.PRO\Results\180821M2\180821M2-CRV.qld

Last Altered: Tuesday, August 21, 2018 15:24:02 Pacific Daylight Time
Printed: Tuesday, August 21, 2018 15:54:32 Pacific Daylight Time

Compound name: N-EtFOSA
Coefficient of Determination: R^2 = 0.999851
Calibration curve: -3.56717e-005 * x^2 + 0.895215 * x + 0.0692454
Response type: Internal Std (Ref 56), Area * (IS Conc. / IS Area)
Curve type: 2nd Order, Origin: Exclude, Weighting: 1/x, Axis trans: None

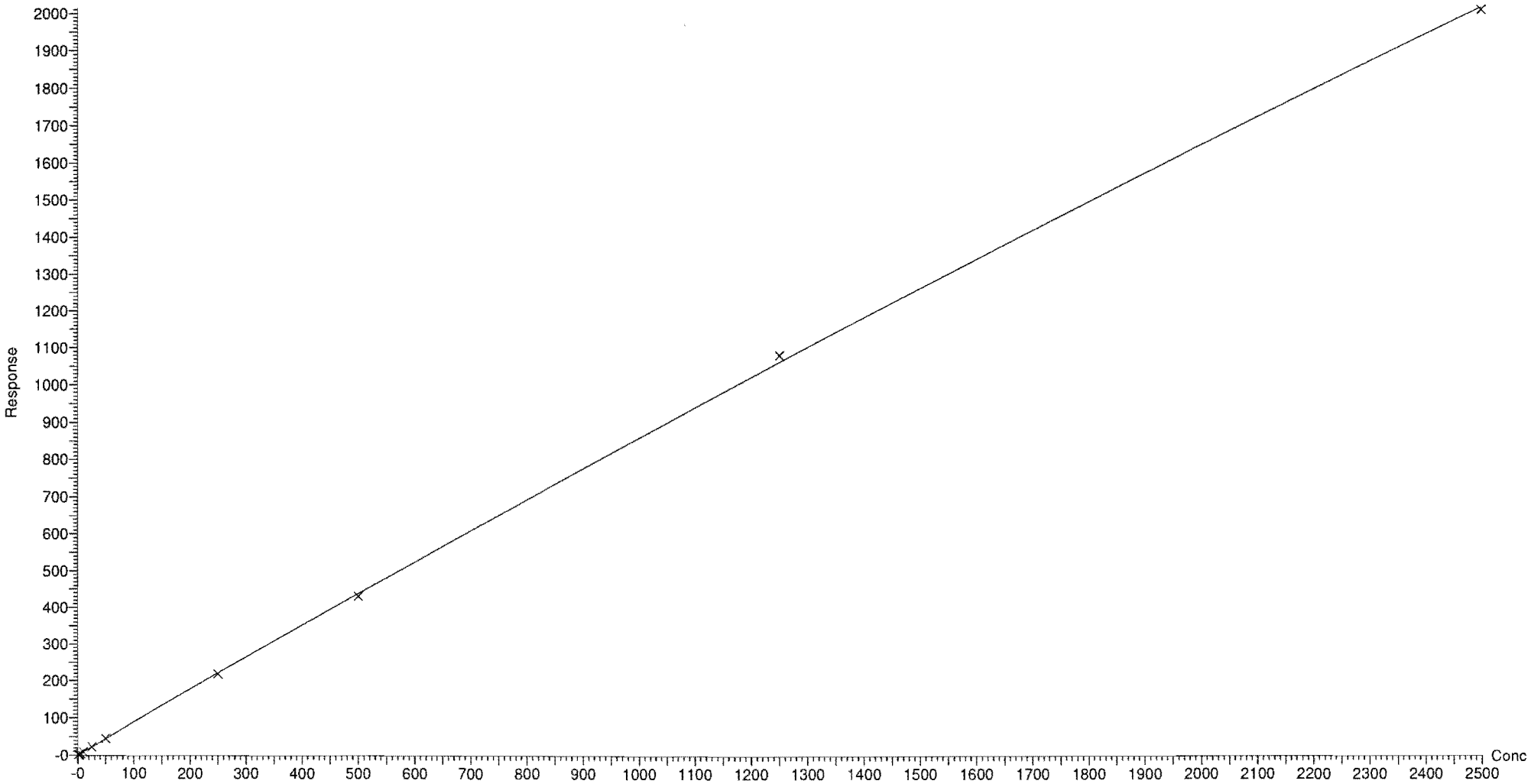

Dataset: Z:\Projects\PFAS.PRO\Results\180821M2\180821M2-CRV.qld

Last Altered: Tuesday, August 21, 2018 15:24:02 Pacific Daylight Time
Printed: Tuesday, August 21, 2018 15:54:32 Pacific Daylight Time

Compound name: PFHxDA
Coefficient of Determination: R^2 = 0.999092
Calibration curve: -0.000248608 * x^2 + 0.627422 * x + 0.0535672
Response type: Internal Std (Ref 57), Area * (IS Conc. / IS Area)
Curve type: 2nd Order, Origin: Exclude, Weighting: 1/x, Axis trans: None

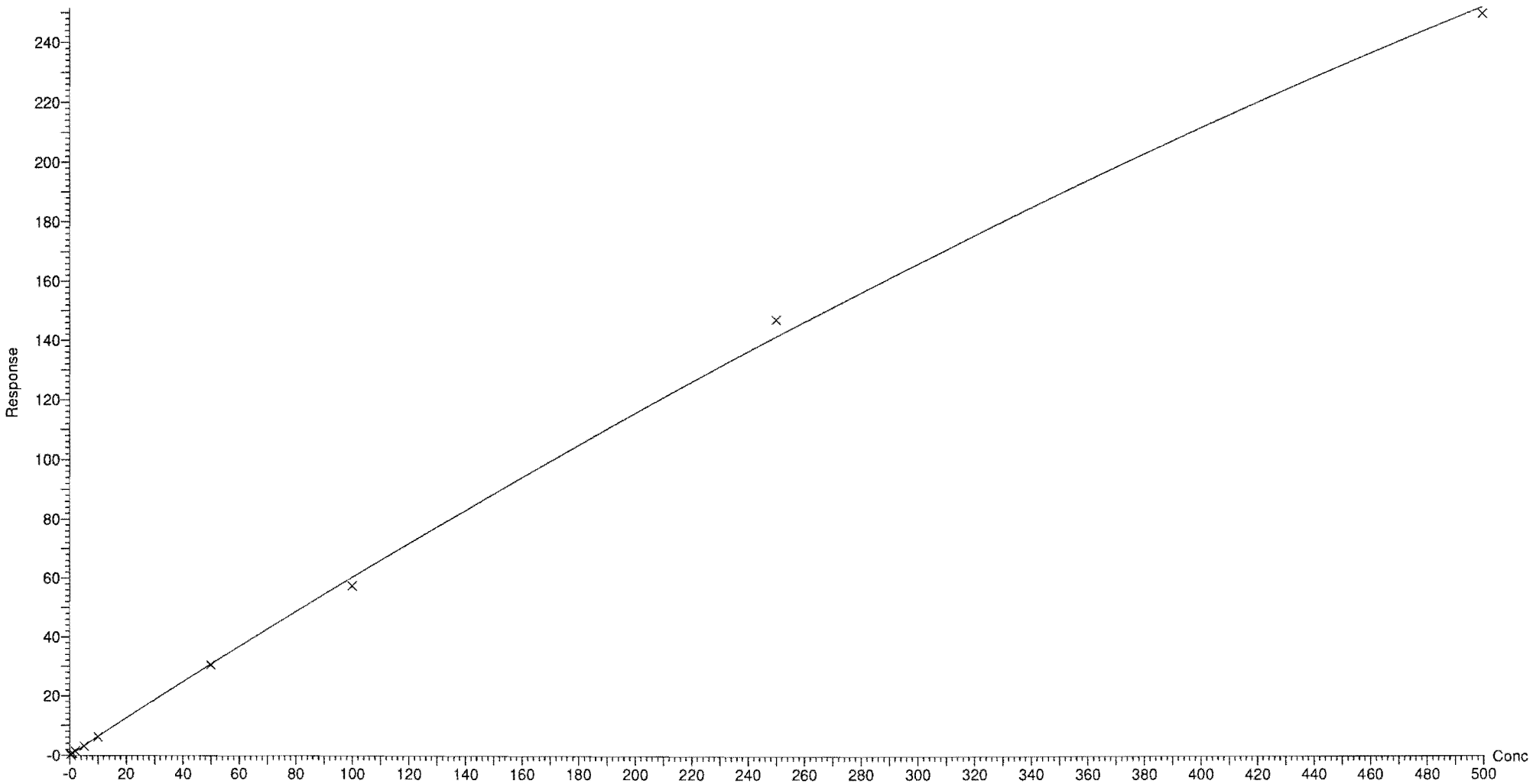

Dataset: Z:\Projects\PFAS.PRO\Results\180821M2\180821M2-CRV.qld

Last Altered: Tuesday, August 21, 2018 15:24:02 Pacific Daylight Time
Printed: Tuesday, August 21, 2018 15:54:32 Pacific Daylight Time

Compound name: PFODA
Coefficient of Determination: R^2 = 0.998329
Calibration curve: -0.000333433 * x^2 + 0.794318 * x + -0.0102444
Response type: Internal Std (Ref 57), Area * (IS Conc. / IS Area)
Curve type: 2nd Order, Origin: Include, Weighting: 1/x, Axis trans: None

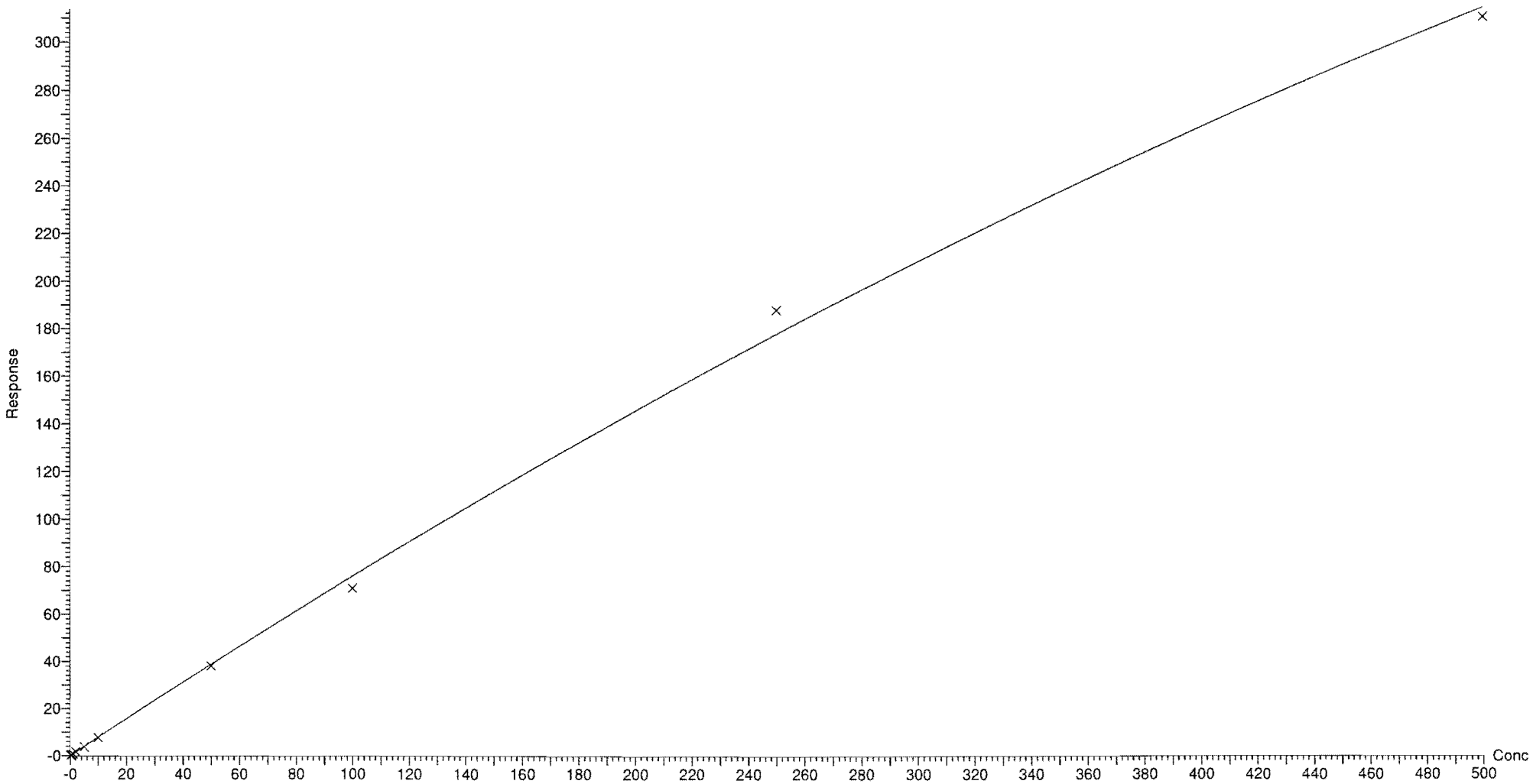

Dataset: Z:\Projects\PFAS.PRO\Results\180821M2\180821M2-CRV.qld

Last Altered: Tuesday, August 21, 2018 15:24:02 Pacific Daylight Time
Printed: Tuesday, August 21, 2018 15:54:32 Pacific Daylight Time

Compound name: N-MeFOSE
Coefficient of Determination: R^2 = 0.999804
Calibration curve: 3.47478e-006 * x^2 + 0.960214 * x + 0.0957852
Response type: Internal Std (Ref 58), Area * (IS Conc. / IS Area)
Curve type: 2nd Order, Origin: Exclude, Weighting: 1/x, Axis trans: None

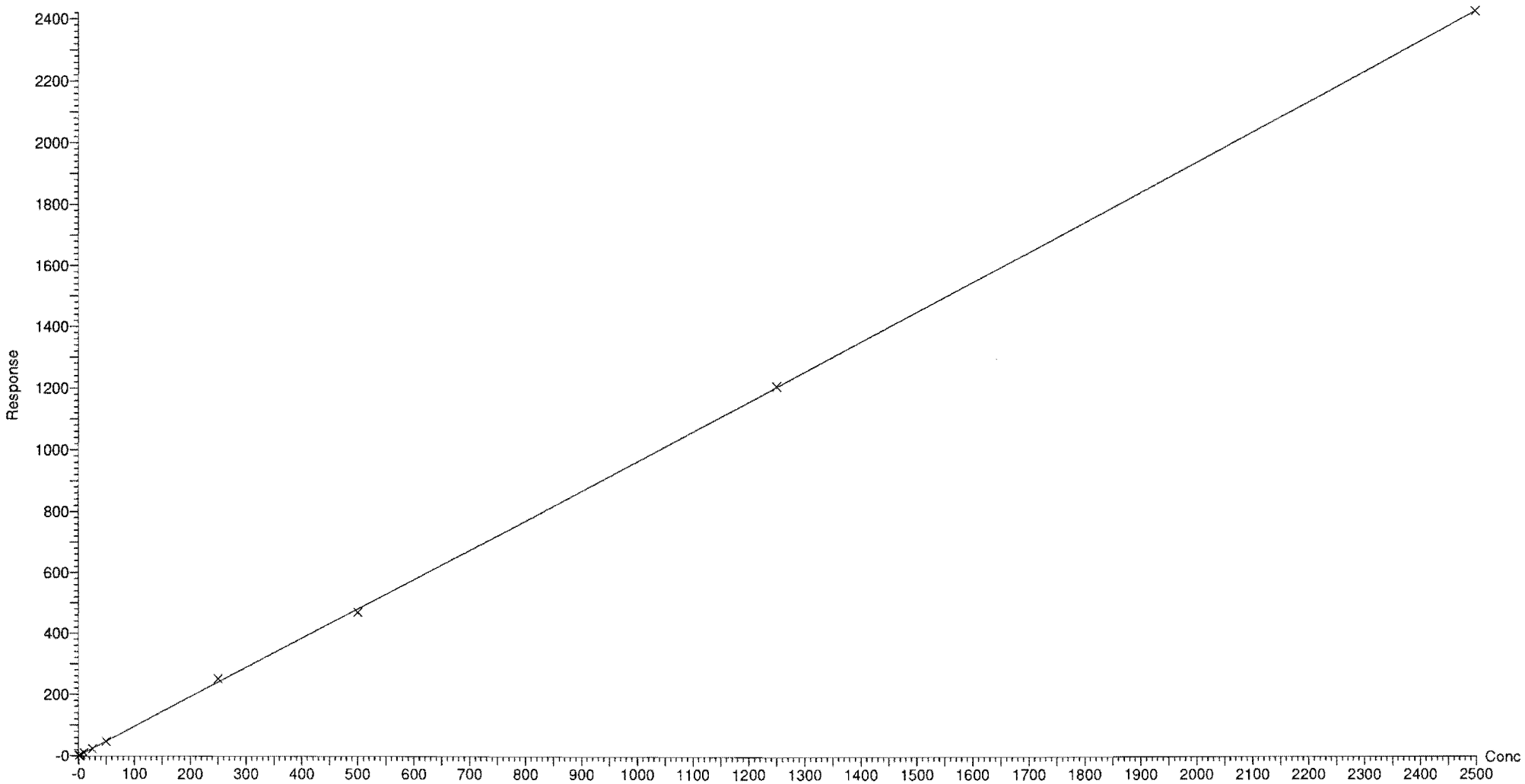

Vista Analytical Laboratory Q1

Dataset: Z:\Projects\PFAS.PRO\Results\180821M2\180821M2-CRV.qld

Last Altered: Tuesday, August 21, 2018 15:24:02 Pacific Daylight Time
Printed: Tuesday, August 21, 2018 15:54:32 Pacific Daylight Time

Compound name: N-EtFOSE
Coefficient of Determination: R^2 = 0.999946
Calibration curve: 2.17474e-006 * x^2 + 1.13412 * x + 0.0693477
Response type: Internal Std (Ref 59), Area * (IS Conc. / IS Area)
Curve type: 2nd Order, Origin: Exclude, Weighting: 1/x, Axis trans: None

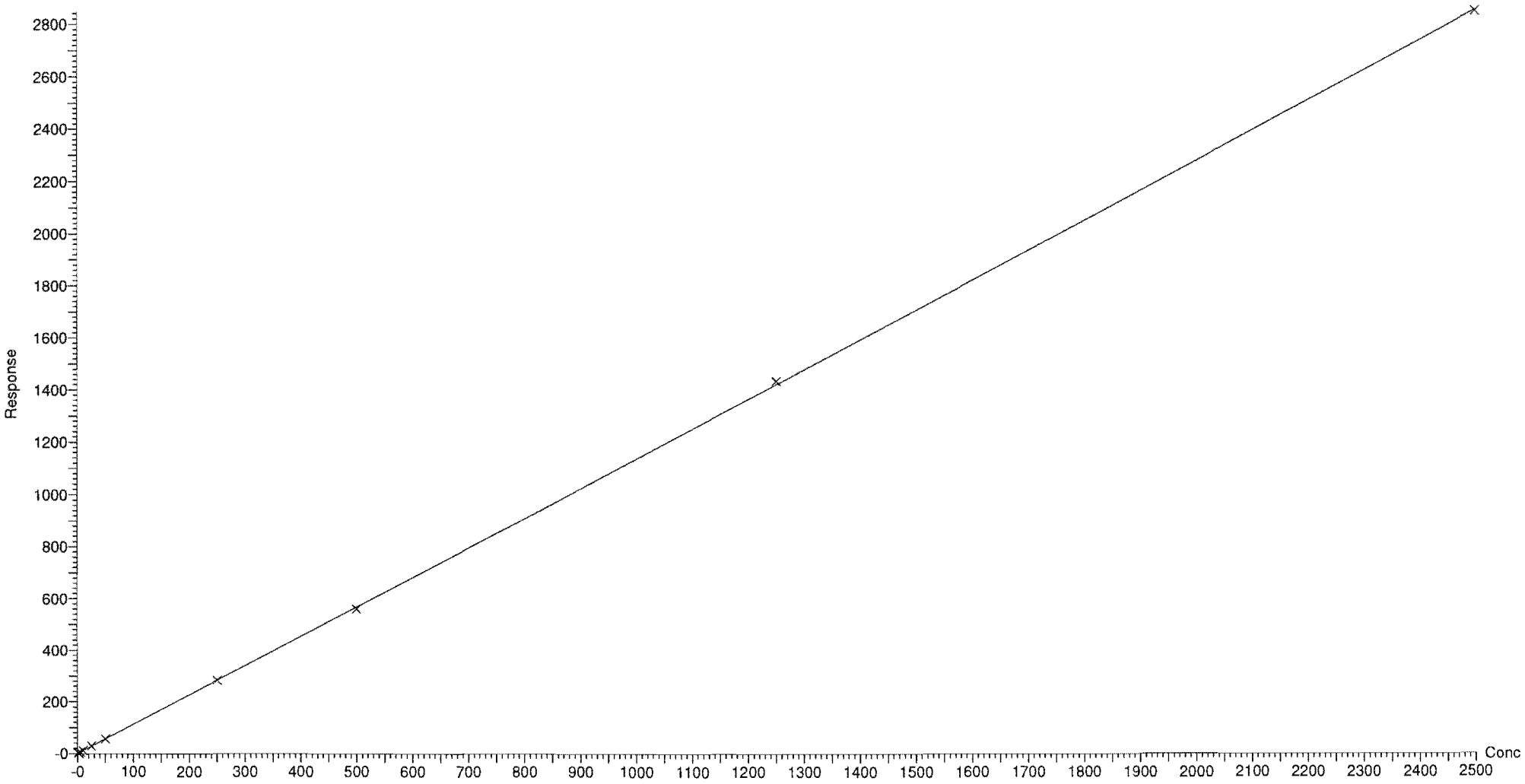

Vista Analytical Laboratory

Dataset: Z:\Projects\PFAS.PRO\Results\180821M2\180821M2-CRV.qld

Last Altered: Tuesday, August 21, 2018 15:24:02 Pacific Daylight Time
Printed: Tuesday, August 21, 2018 15:28:05 Pacific Daylight Time

Method: Z:\Projects\PFAS.PRO\MethDB\PFAS_FULL_80C_082118.mdb 21 Aug 2018 15:05:54
Calibration: Z:\Projects\PFAS.PRO\CurveDB\C18_VAL-PFAS_Q4_08-21-18.cdb 21 Aug 2018 15:24:02

Name: 180821M2_2, Date: 21-Aug-2018, Time: 12:15:34, ID: ST180821M2-1 PFC CS-2 18H0901, Description: PFC CS-2 18H0901

PFBA

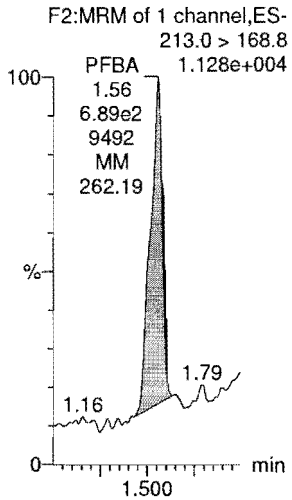

PFPeA



PFBS

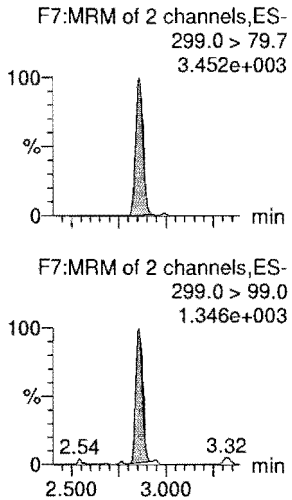

4:2 FTS

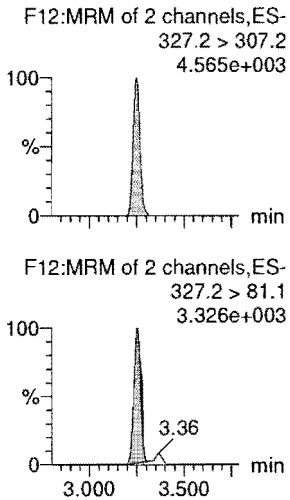

PFHxA

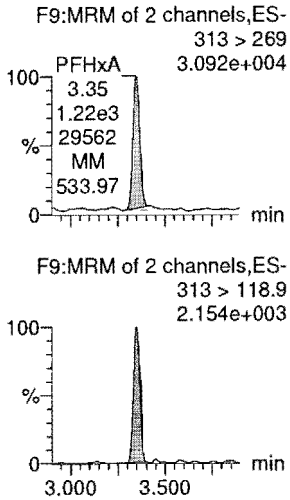

PFPeS

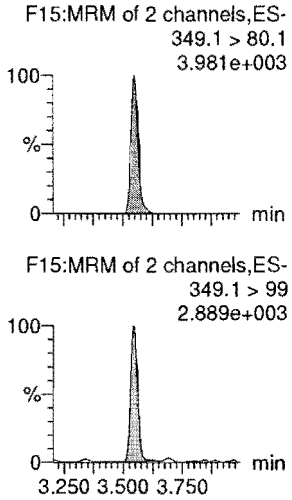

13C3-PFBA

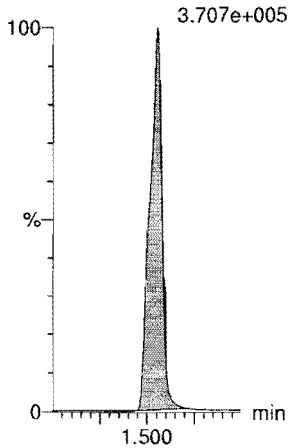

13C3-PFPeA



13C3-PFBS

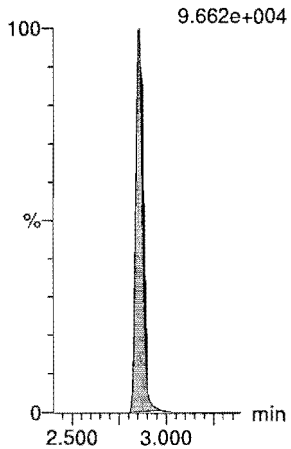

13C2-4:2 FTS

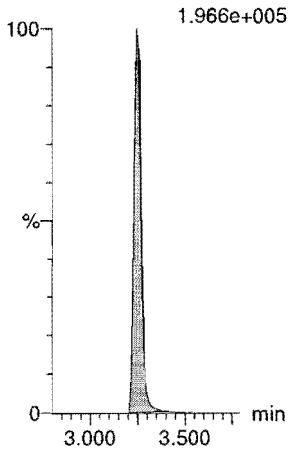

13C2-PFHxA

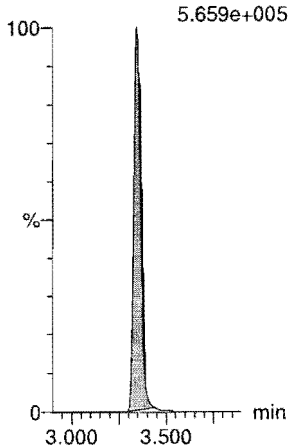

13C3-PFBS

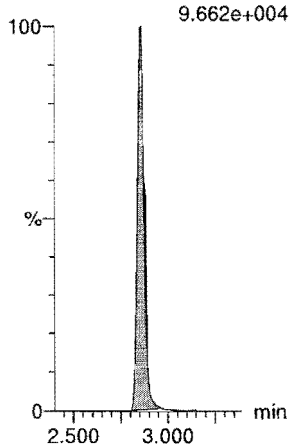

Dataset: Z:\Projects\PFAS.PRO\Results\180821M2\180821M2-CRV.qld

Last Altered: Tuesday, August 21, 2018 15:24:02 Pacific Daylight Time
Printed: Tuesday, August 21, 2018 15:28:05 Pacific Daylight Time

Name: 180821M2_2, Date: 21-Aug-2018, Time: 12:15:34, ID: ST180821M2-1 PFC CS-2 18H0901, Description: PFC CS-2 18H0901

6:2 FTS

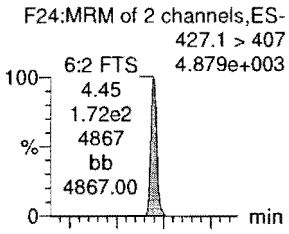

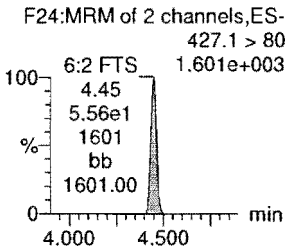

PFHpA

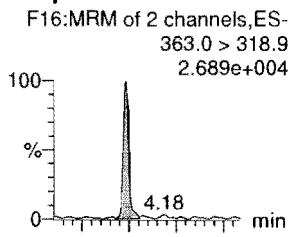

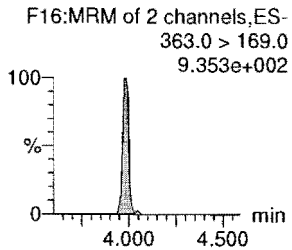

L-PFHxS

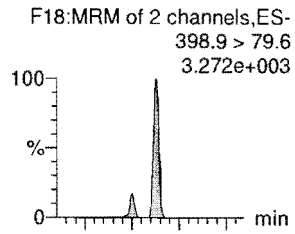

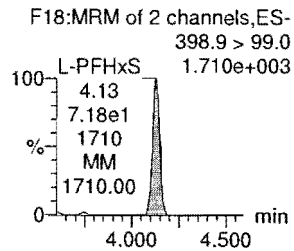

L-PFOA

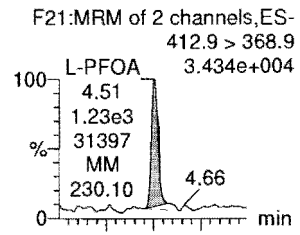

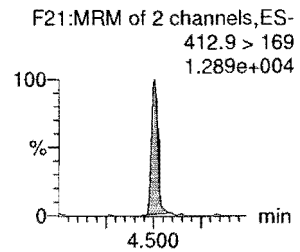

PFHpS

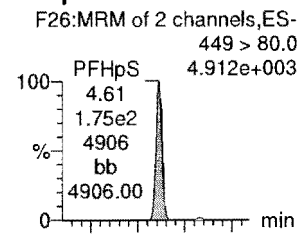

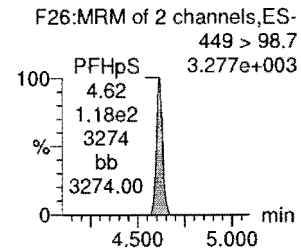

PFNA

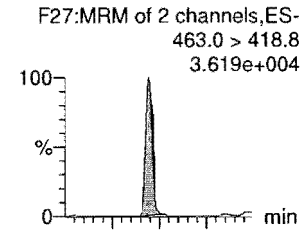

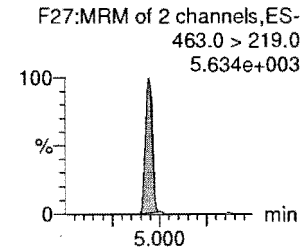

13C2-6:2 FTS

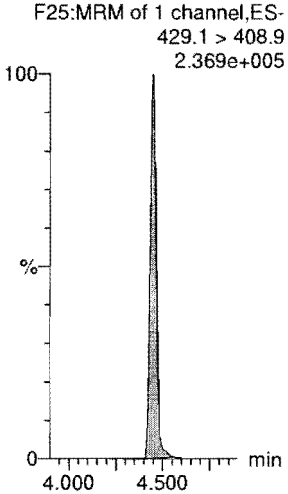

13C4-PFHpA

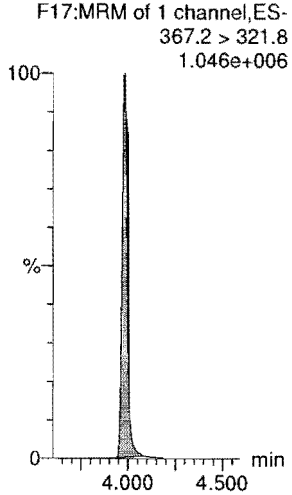

18O2-PFHxS

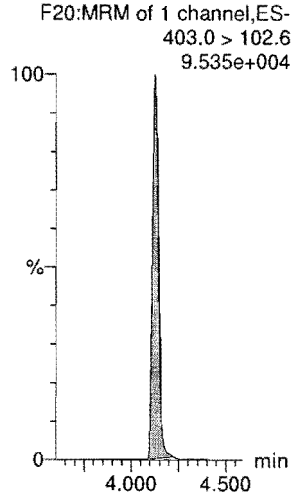

13C2-PFOA

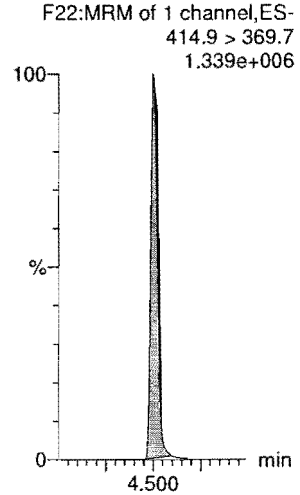

13C8-PFOS

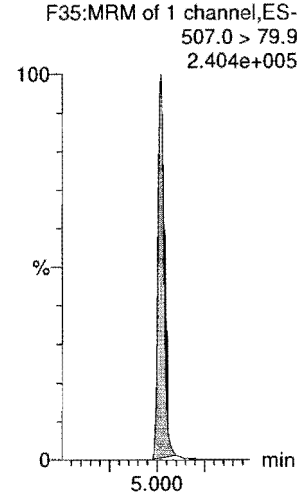

13C5-PFNA

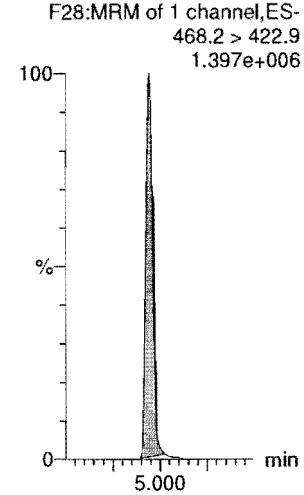

Dataset: Z:\Projects\PFAS.PRO\Results\180821M2\180821M2-CRV.qld

Last Altered: Tuesday, August 21, 2018 15:24:02 Pacific Daylight Time
Printed: Tuesday, August 21, 2018 15:28:05 Pacific Daylight Time

Name: 180821M2_2, Date: 21-Aug-2018, Time: 12:15:34, ID: ST180821M2-1 PFC CS-2 18H0901, Description: PFC CS-2 18H0901

PFOSA

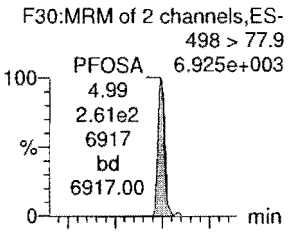

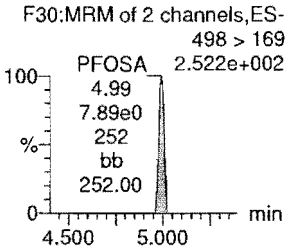

L-PFOS

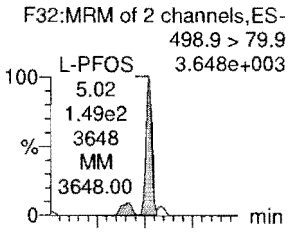

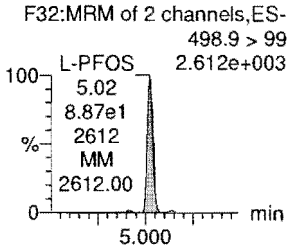

PFDA

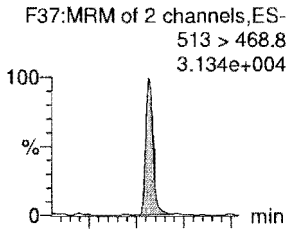

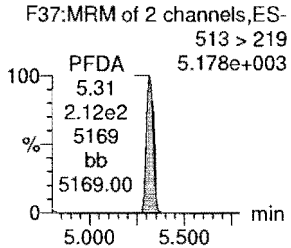

8:2 FTS

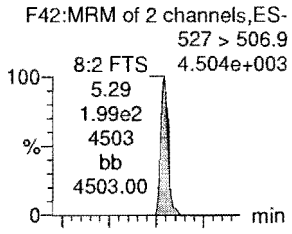

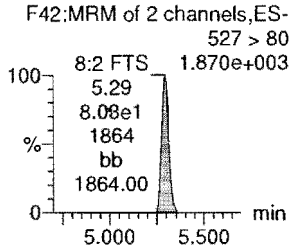

PFNS

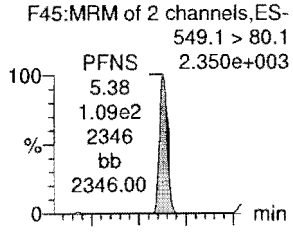

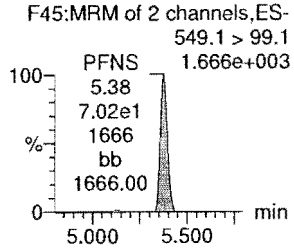

L-MeFOSAA

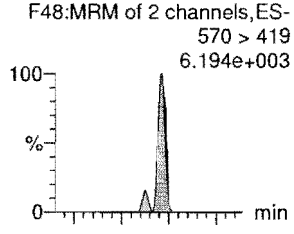

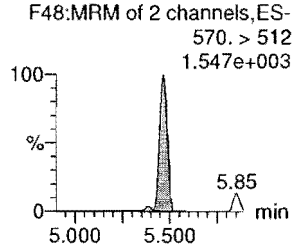

13C8-PFOSA

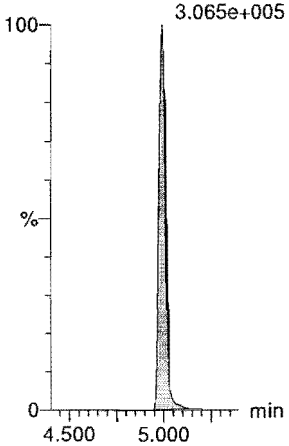

13C8-PFOS

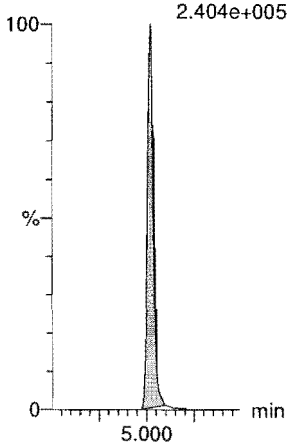

13C2-PFDA

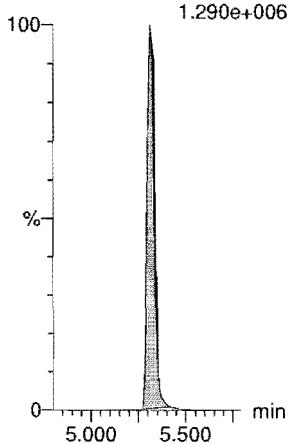

13C2-8:2 FTS

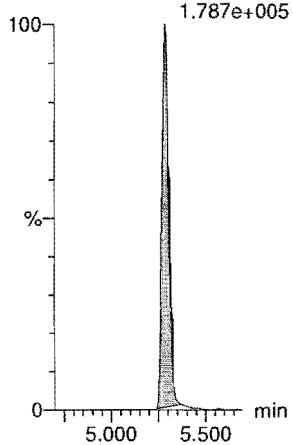

13C8-PFOS

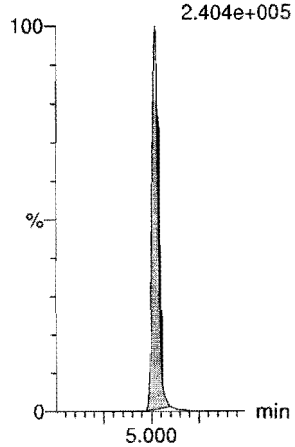

d3-N-MeFOSAA

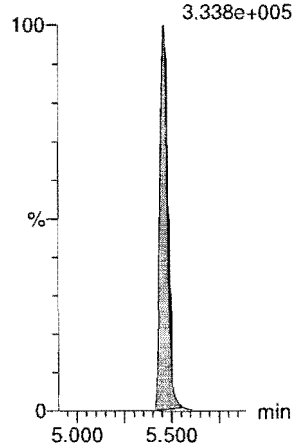

Dataset: Z:\Projects\PFAS.PRO\Results\180821M2\180821M2-CRV.qld

Last Altered: Tuesday, August 21, 2018 15:24:02 Pacific Daylight Time
Printed: Tuesday, August 21, 2018 15:28:05 Pacific Daylight Time

Name: 180821M2_2, Date: 21-Aug-2018, Time: 12:15:34, ID: ST180821M2-1 PFC CS-2 18H0901, Description: PFC CS-2 18H0901

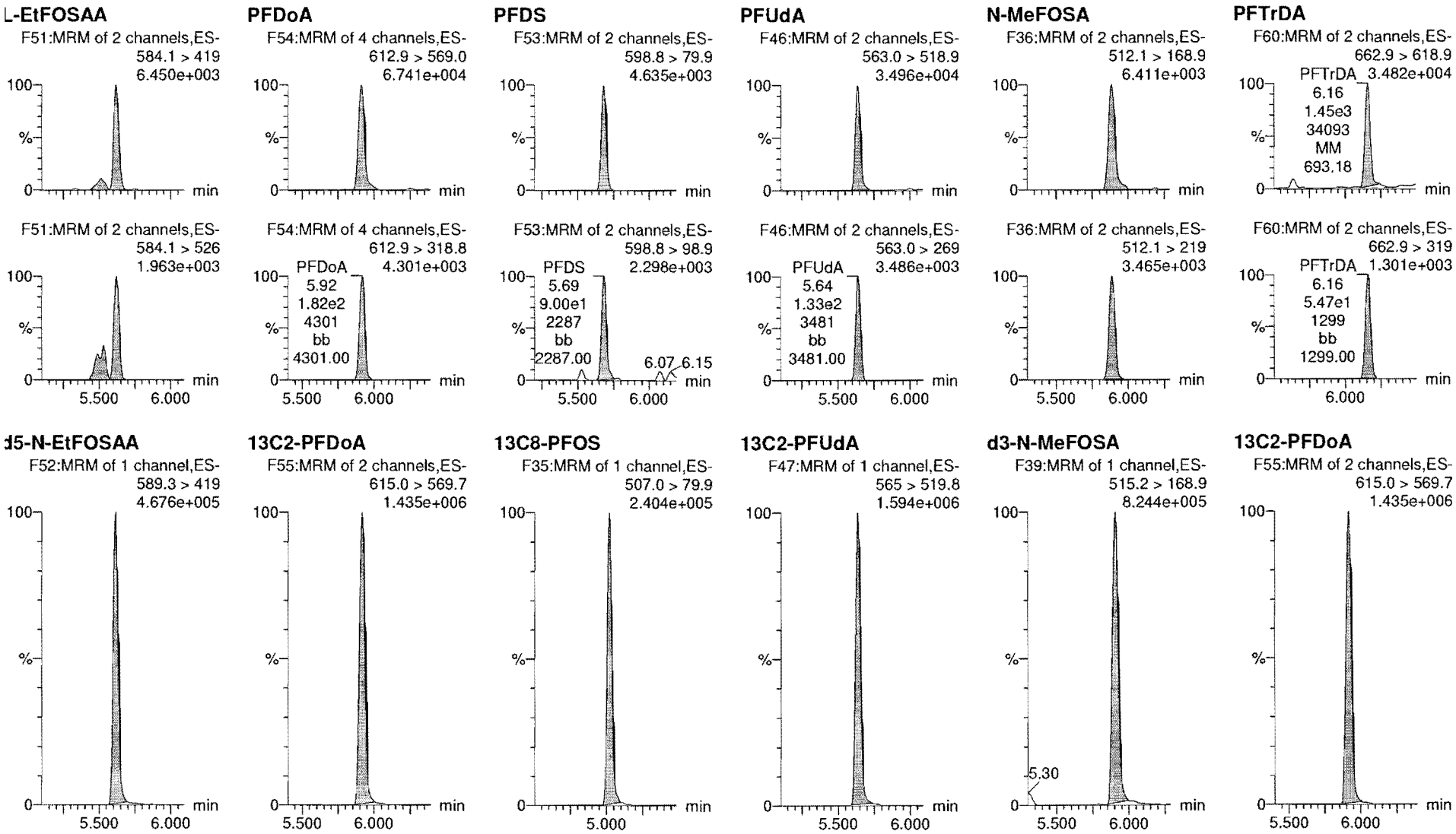

Vista Analytical Laboratory

Dataset: Z:\Projects\PFAS.PRO\Results\180821M2\180821M2-CRV.qld

Last Altered: Tuesday, August 21, 2018 15:24:02 Pacific Daylight Time
Printed: Tuesday, August 21, 2018 15:28:05 Pacific Daylight Time

Name: 180821M2_2, Date: 21-Aug-2018, Time: 12:15:34, ID: ST180821M2-1 PFC CS-2 18H0901, Description: PFC CS-2 18H0901

PFTeDA

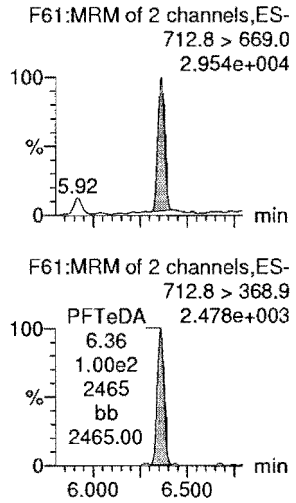

N-EtFOSA

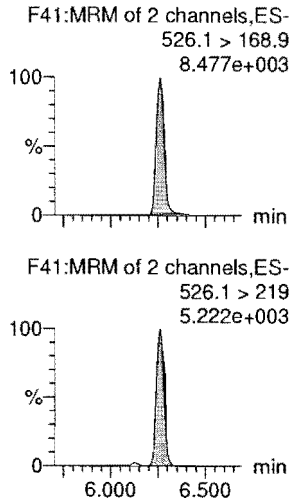

PFHxDA

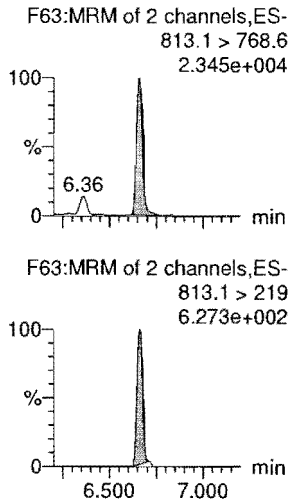

PFODA

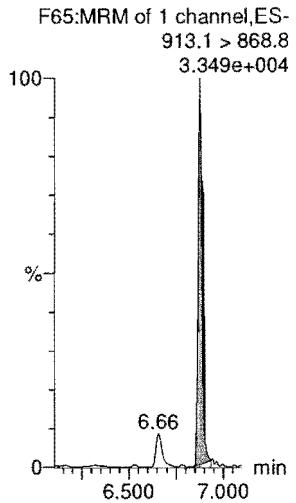

N-MeFOSE

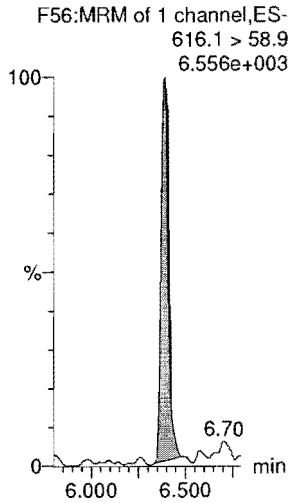

N-EtFOSE

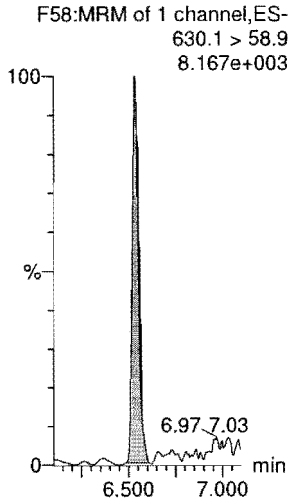

13C2-PFTeDA

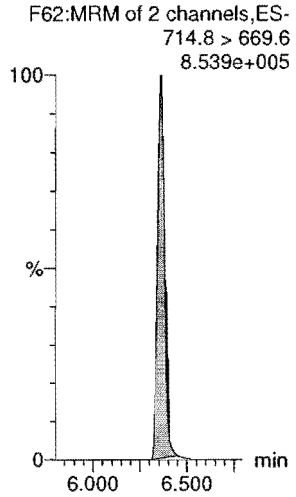

d5-N-ETFOSA

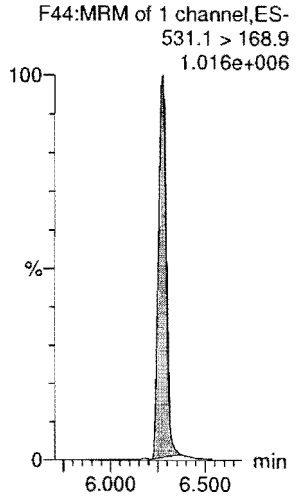

13C2-PFHxDA

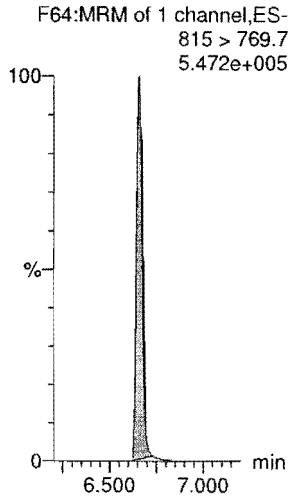

13C2-PFHxDA

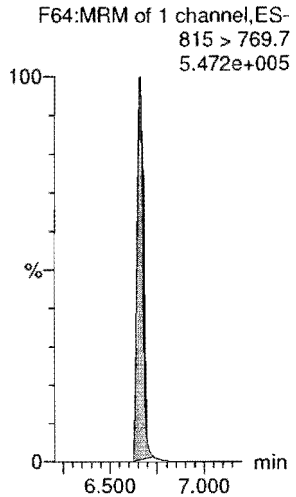

d7-N-MeFOSE

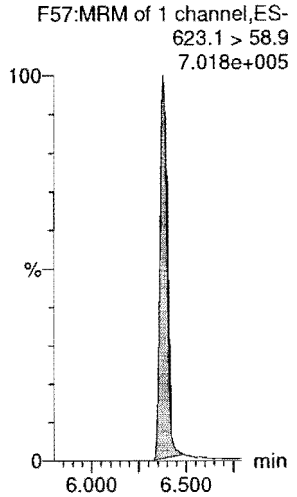

d9-N-EtFOSE

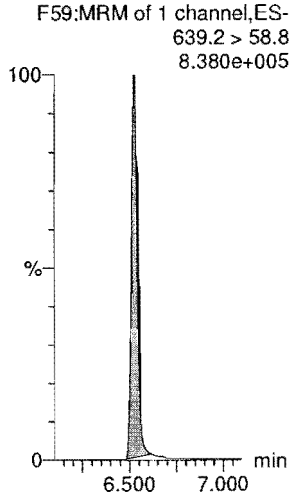

Dataset: Z:\Projects\PFAS.PRO\Results\180821M2\180821M2-CRV.qld

Last Altered: Tuesday, August 21, 2018 15:24:02 Pacific Daylight Time
Printed: Tuesday, August 21, 2018 15:28:05 Pacific Daylight Time

Name: 180821M2_2, Date: 21-Aug-2018, Time: 12:15:34, ID: ST180821M2-1 PFC CS-2 18H0901, Description: PFC CS-2 18H0901

13C4-PFBA

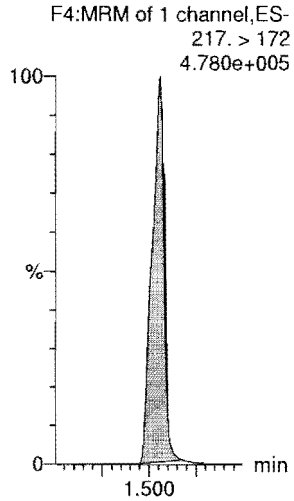

13C5-PFHxA

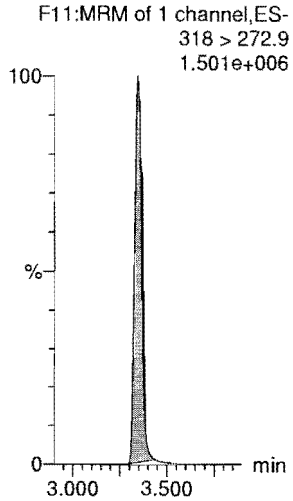

13C3-PFHxS

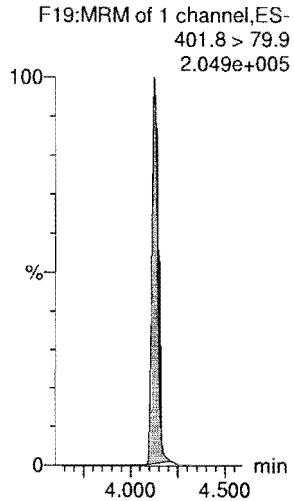

13C8-PFOA

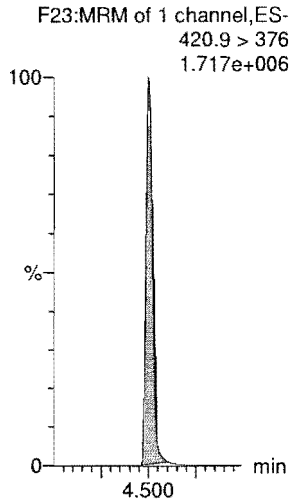

13C9-PFNA

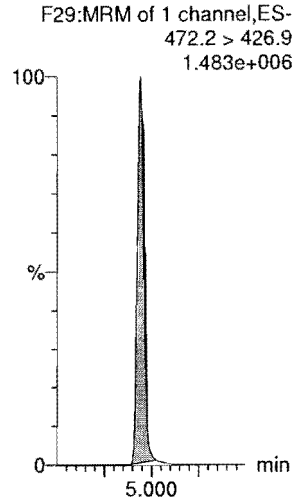

13C4-PFOS



13C6-PFDA

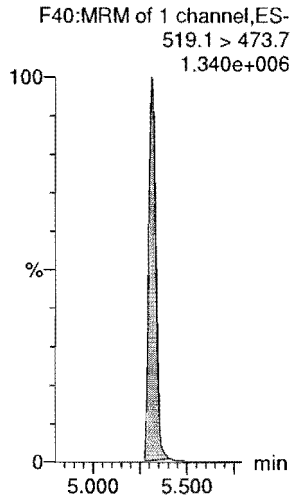

13C7-PFUdA

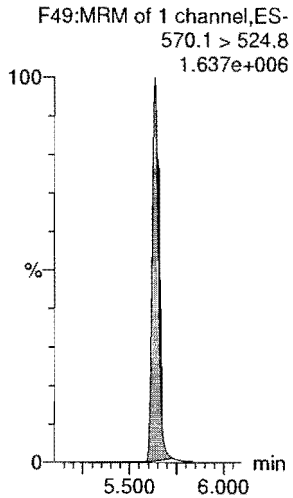

Vista Analytical Laboratory

Dataset: Z:\Projects\PFAS.PRO\Results\180821M2\180821M2-CRV.qld

Last Altered: Tuesday, August 21, 2018 15:24:02 Pacific Daylight Time
Printed: Tuesday, August 21, 2018 15:28:05 Pacific Daylight Time

Name: 180821M2_3, Date: 21-Aug-2018, Time: 12:26:12, ID: ST180821M2-2 PFC CS-1 18H0902, Description: PFC CS-1 18H0902

PFBA

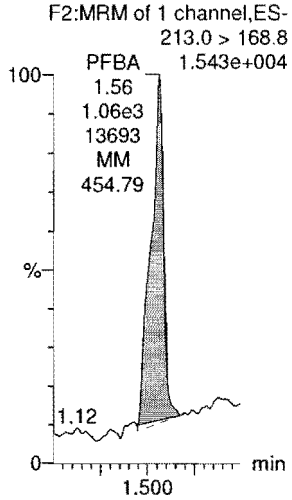

PFPeA

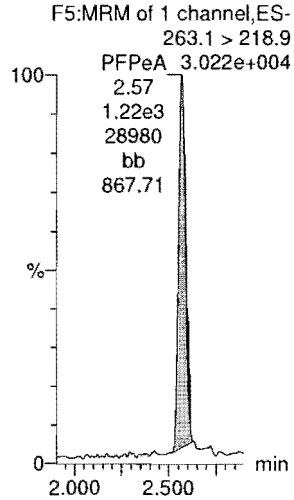

PFBS

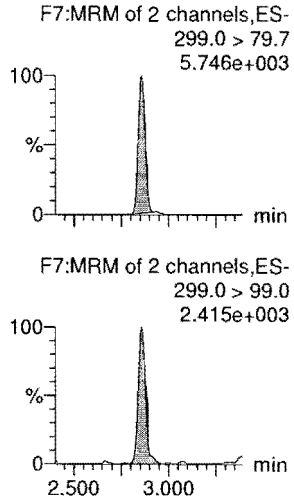

4:2 FTS

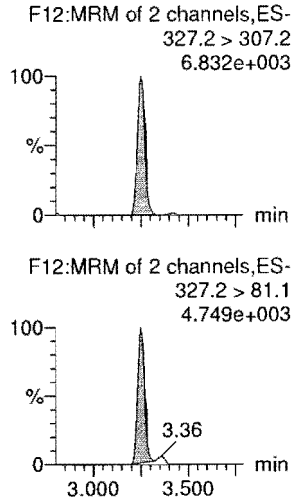

PFHxA

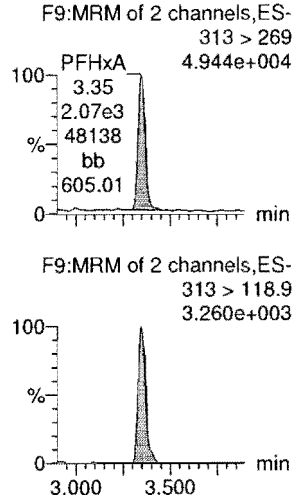

PFPeS

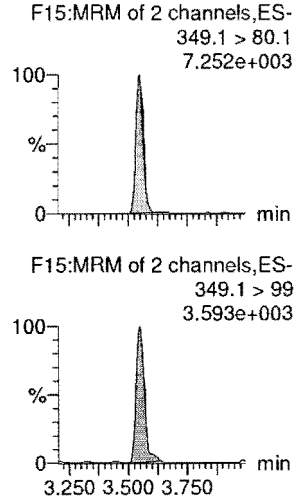

13C3-PFBA

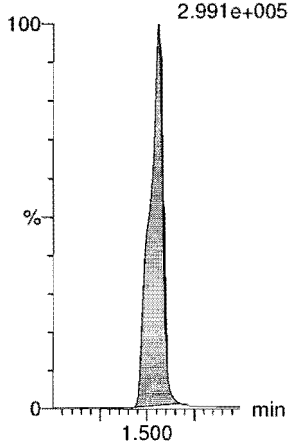

13C3-PFPeA

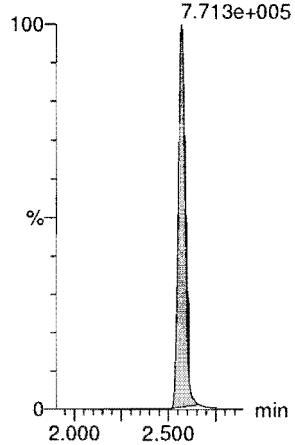

13C3-PFBS

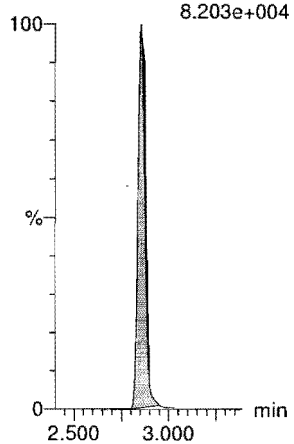

13C2-4:2 FTS

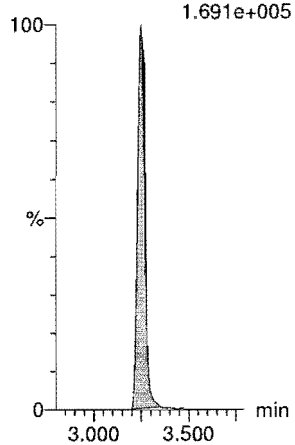

13C2-PFHxA

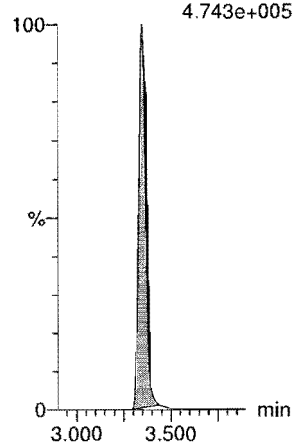

13C3-PFBS

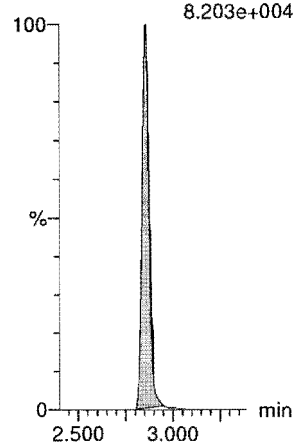

Vista Analytical Laboratory

Dataset: Z:\Projects\PFAS.PRO\Results\180821M2\180821M2-CRV.qld

Last Altered: Tuesday, August 21, 2018 15:24:02 Pacific Daylight Time
Printed: Tuesday, August 21, 2018 15:28:05 Pacific Daylight Time

Name: 180821M2_3, Date: 21-Aug-2018, Time: 12:26:12, ID: ST180821M2-2 PFC CS-1 18H0902, Description: PFC CS-1 18H0902

6:2 FTS

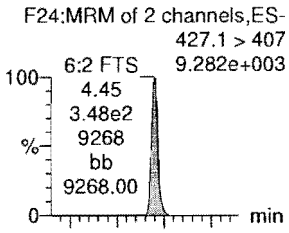

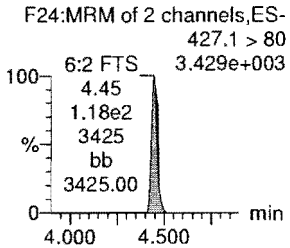

PFHpA

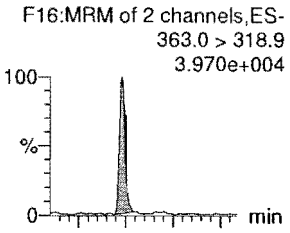

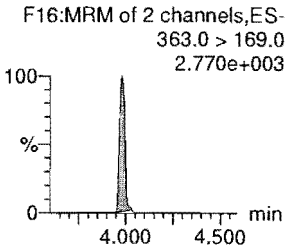

L-PFHxS

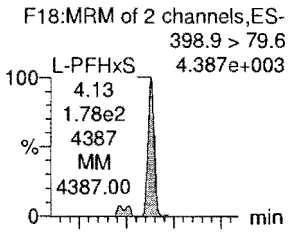

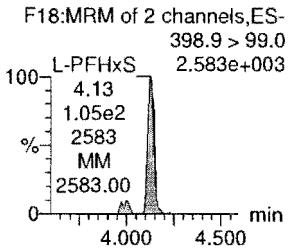

L-PFOA

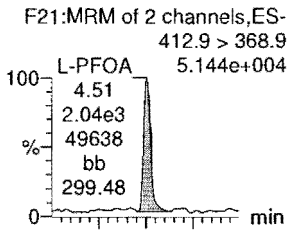

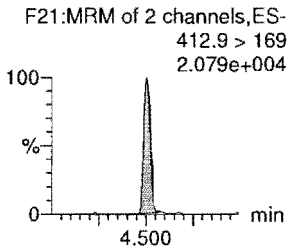

PFHpS

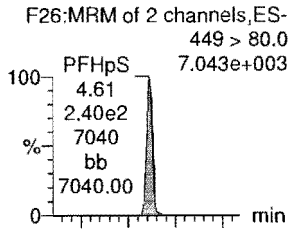

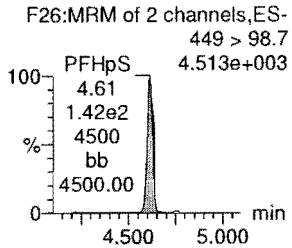

PFNA

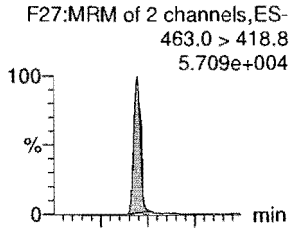

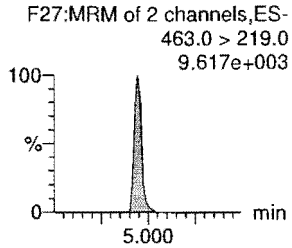

13C2-6:2 FTS



13C4-PFHpA

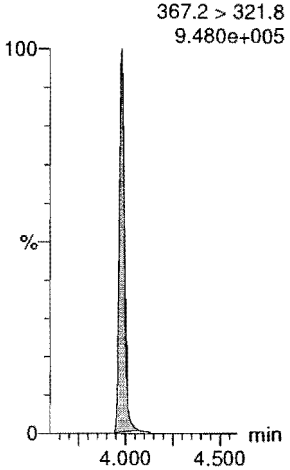

18O2-PFHxS

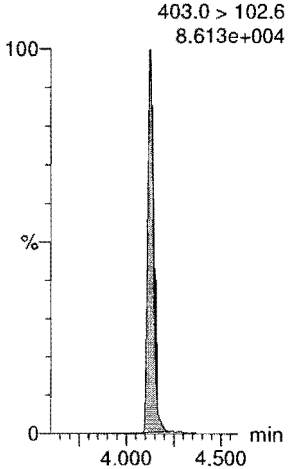

13C2-PFOA

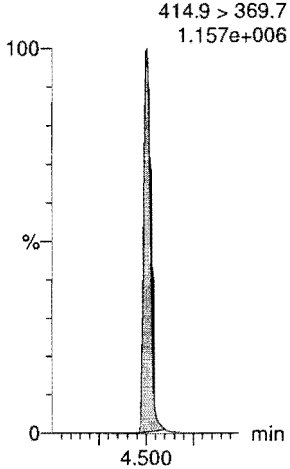

13C8-PFOS

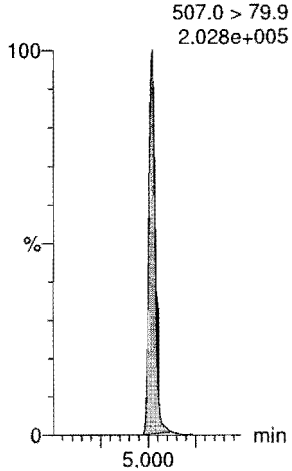

13C5-PFNA

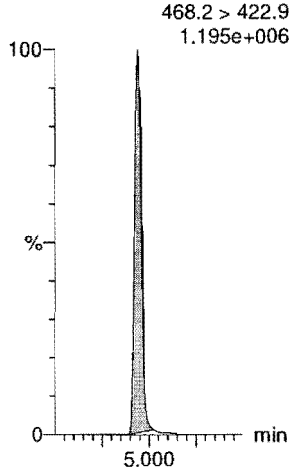

Dataset: Z:\Projects\PFAS.PRO\Results\180821M2\180821M2-CRV.qld

Last Altered: Tuesday, August 21, 2018 15:24:02 Pacific Daylight Time
Printed: Tuesday, August 21, 2018 15:28:05 Pacific Daylight Time

Name: 180821M2_3, Date: 21-Aug-2018, Time: 12:26:12, ID: ST180821M2-2 PFC CS-1 18H0902, Description: PFC CS-1 18H0902

PFOSA

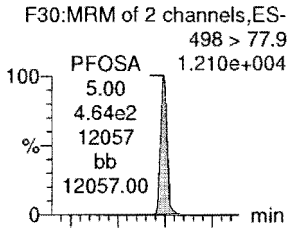

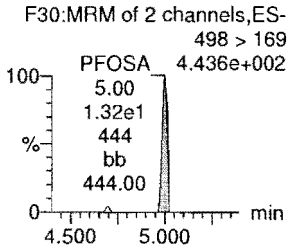

L-PFOS

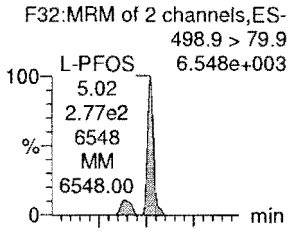

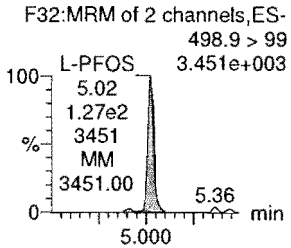

PFDA

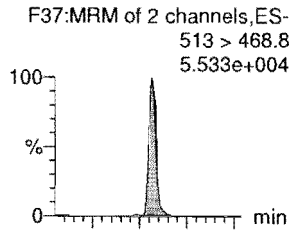

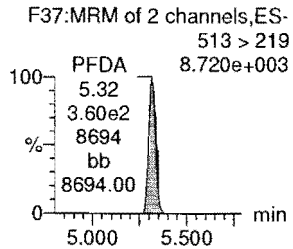

8:2 FTS

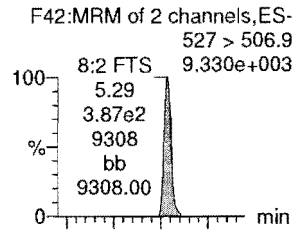

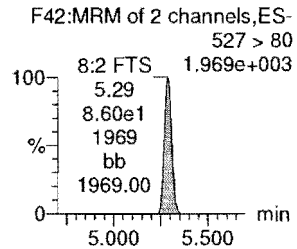

PFNS

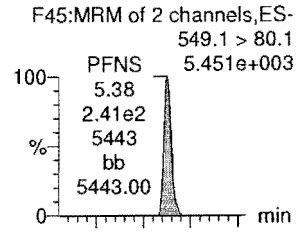

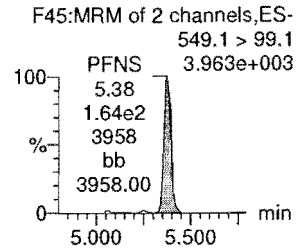

L-MeFOSAA

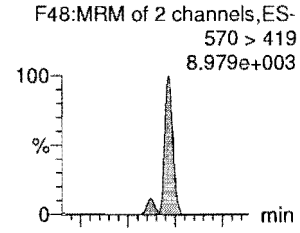

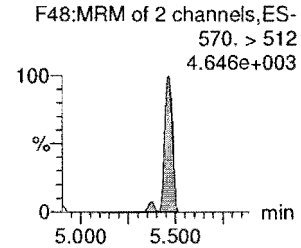

13C8-PFOSA

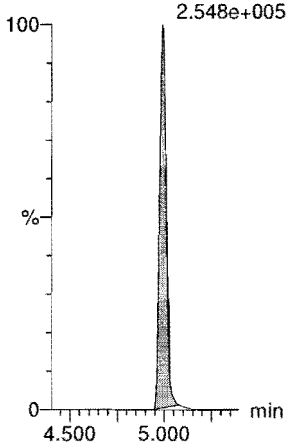

13C8-PFOS

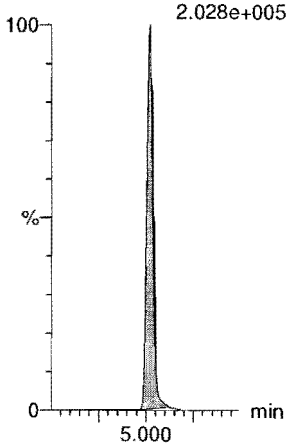

13C2-PFDA

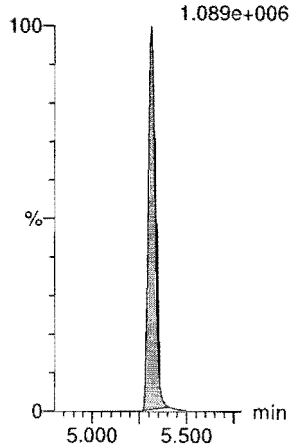

13C2-8:2 FTS



13C8-PFOS

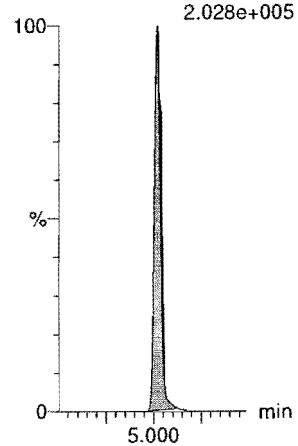

d3-N-MeFOSAA

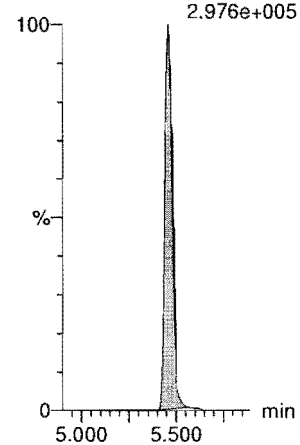

Dataset: Z:\Projects\PFAS.PRO\Results\180821M2\180821M2-CRV.qld

Last Altered: Tuesday, August 21, 2018 15:24:02 Pacific Daylight Time
Printed: Tuesday, August 21, 2018 15:28:05 Pacific Daylight Time

Name: 180821M2_3, Date: 21-Aug-2018, Time: 12:26:12, ID: ST180821M2-2 PFC CS-1 18H0902, Description: PFC CS-1 18H0902

L-EtFOSAA

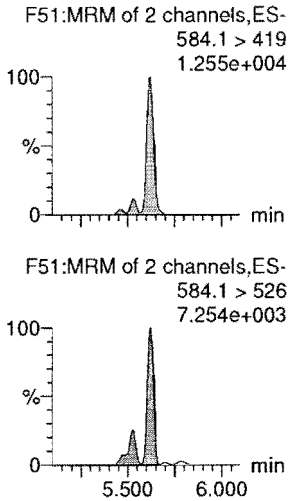

PFDoA

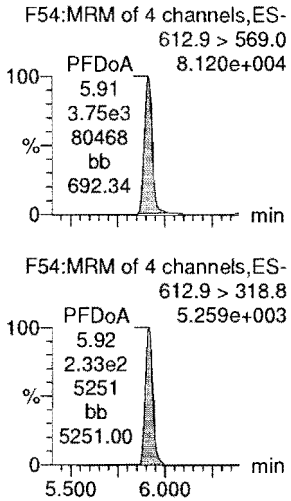

PFDS

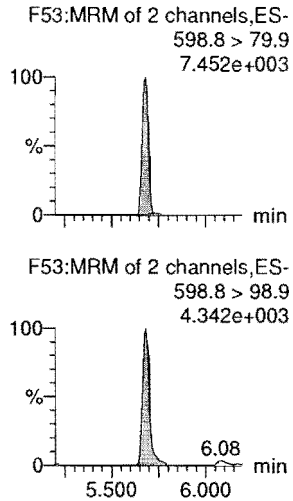

PFUdA

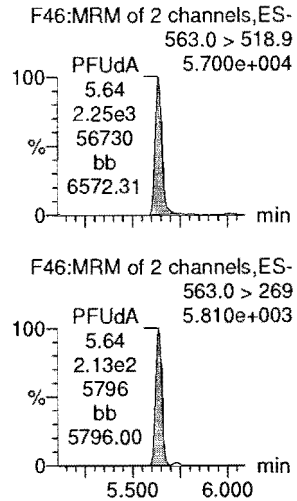

N-MeFOSA

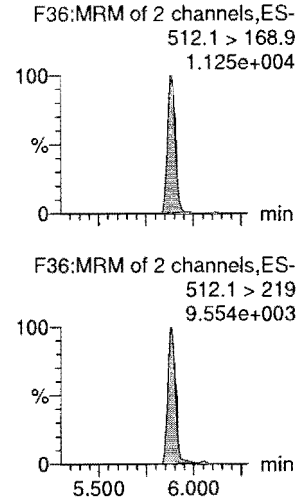

PFTrDA

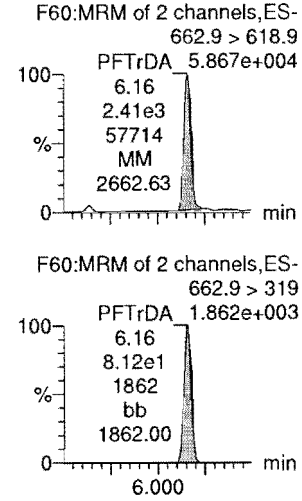

d5-N-EtFOSAA

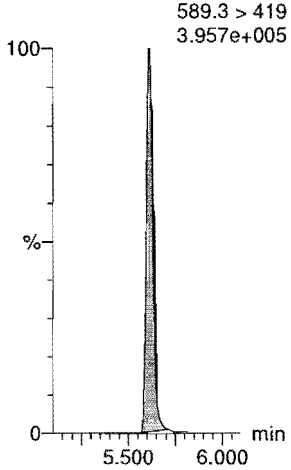

13C2-PFDoA

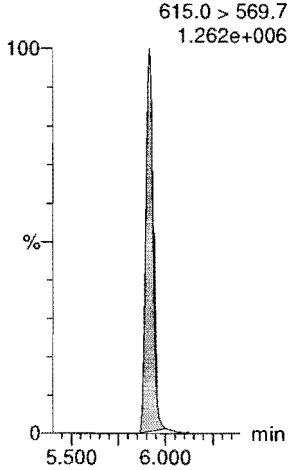

13C8-PFOS

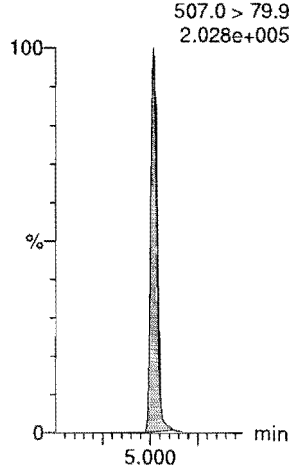

13C2-PFUdA

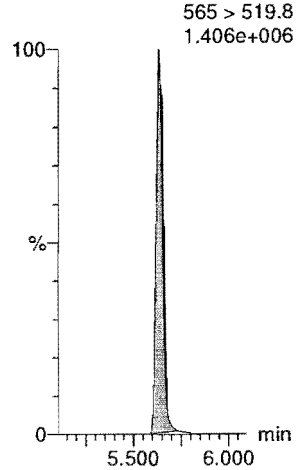

d3-N-MeFOSA

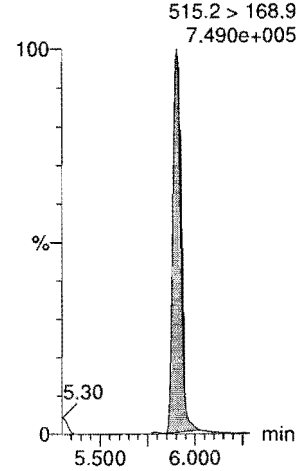

13C2-PFDoA

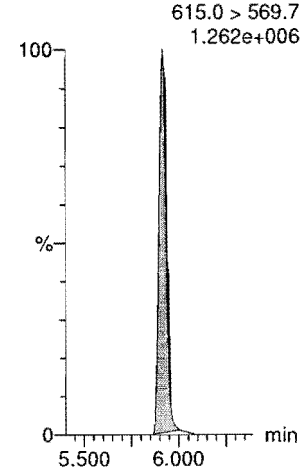

Dataset: Z:\Projects\PFAS.PRO\Results\180821M2\180821M2-CRV.qld

Last Altered: Tuesday, August 21, 2018 15:24:02 Pacific Daylight Time
Printed: Tuesday, August 21, 2018 15:28:05 Pacific Daylight Time

Name: 180821M2_3, Date: 21-Aug-2018, Time: 12:26:12, ID: ST180821M2-2 PFC CS-1 18H0902, Description: PFC CS-1 18H0902

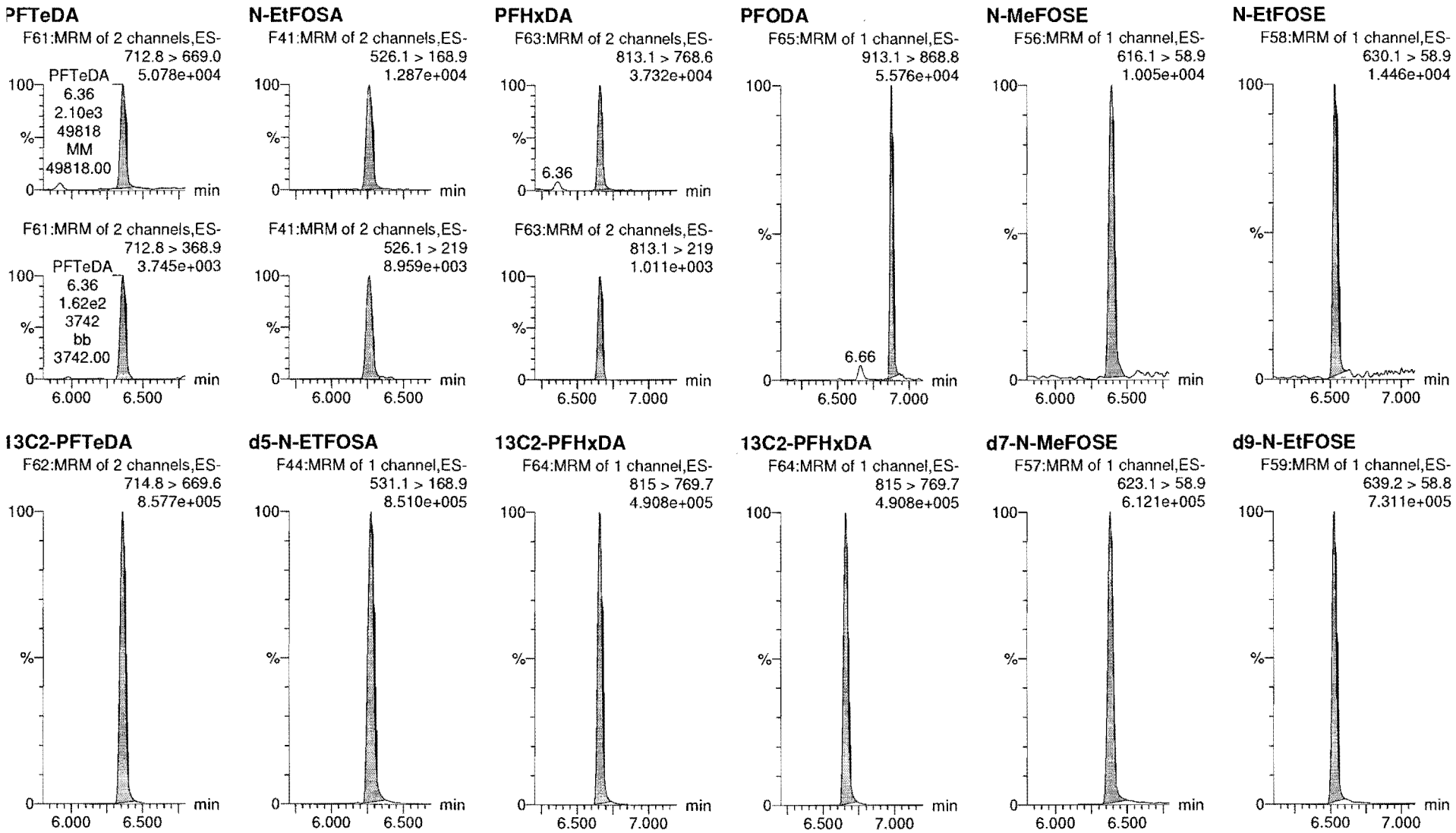

Dataset: Z:\Projects\PFAS.PRO\Results\180821M2\180821M2-CRV.qld

Last Altered: Tuesday, August 21, 2018 15:24:02 Pacific Daylight Time
Printed: Tuesday, August 21, 2018 15:28:05 Pacific Daylight Time

Name: 180821M2_3, Date: 21-Aug-2018, Time: 12:26:12, ID: ST180821M2-2 PFC CS-1 18H0902, Description: PFC CS-1 18H0902

13C4-PFBA

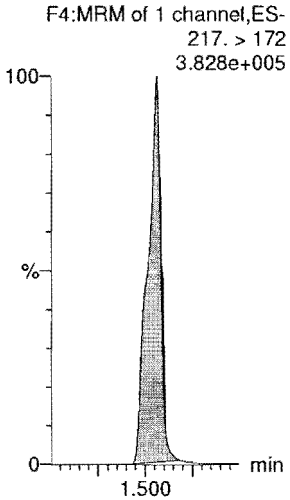

13C5-PFHxA

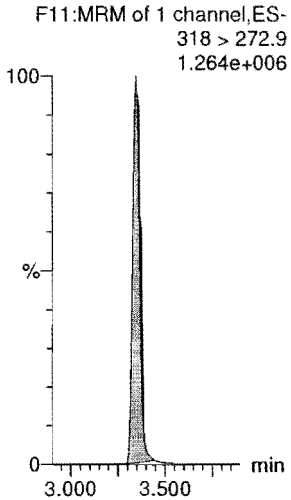

13C3-PFHxS

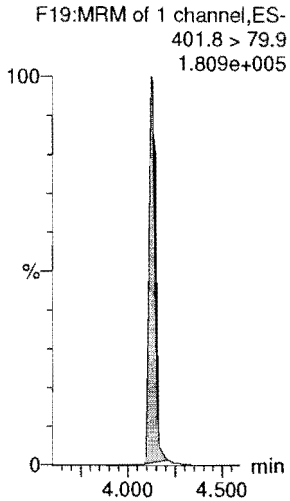

13C8-PFOA

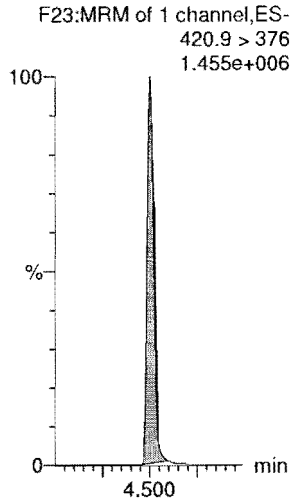

13C9-PFNA

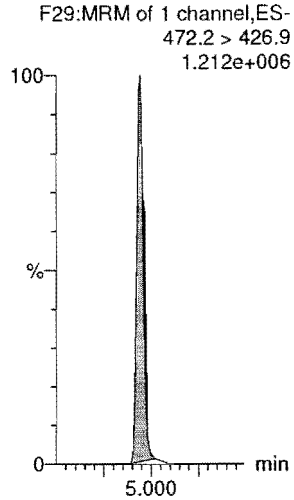

13C4-PFOS



13C6-PFDA

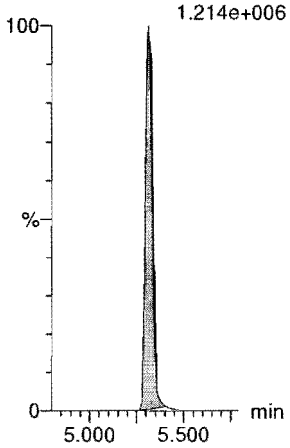

13C7-PFUdA

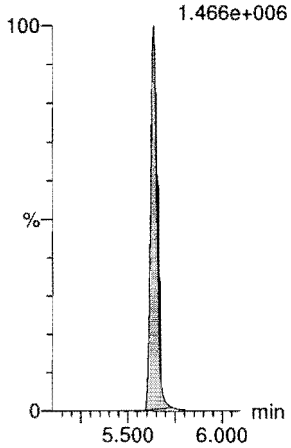

Dataset: Z:\Projects\PFAS.PRO\Results\180821M2\180821M2-CRV.qld

Last Altered: Tuesday, August 21, 2018 15:24:02 Pacific Daylight Time
Printed: Tuesday, August 21, 2018 15:28:05 Pacific Daylight Time

Name: 180821M2_4, Date: 21-Aug-2018, Time: 12:36:45, ID: ST180821M2-3 PFC CS0 18H0903, Description: PFC CS0 18H0903

PFBA

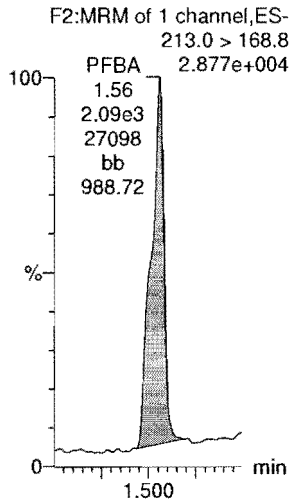

PFPeA

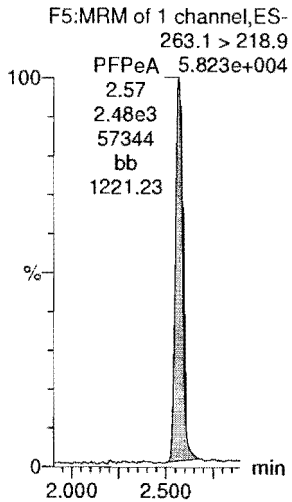

PFBS

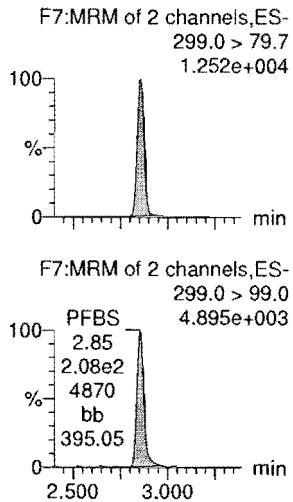

4:2 FTS

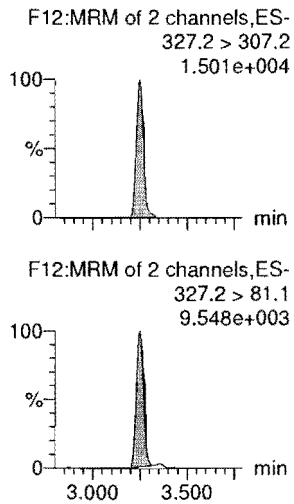

PFHxA

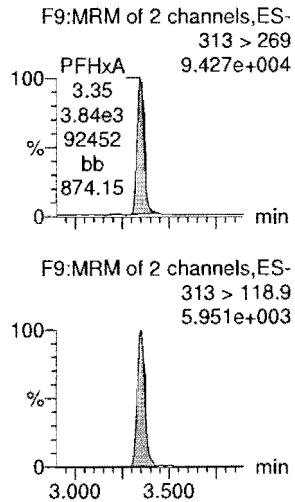

PFPeS

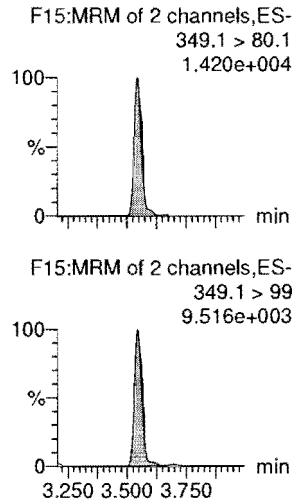

13C3-PFBA

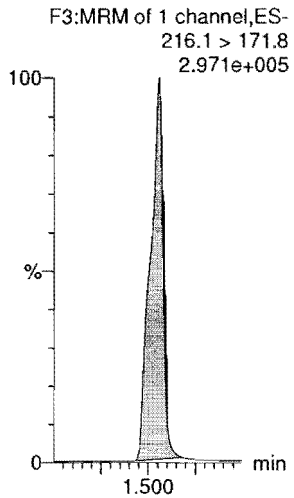

13C3-PFPeA

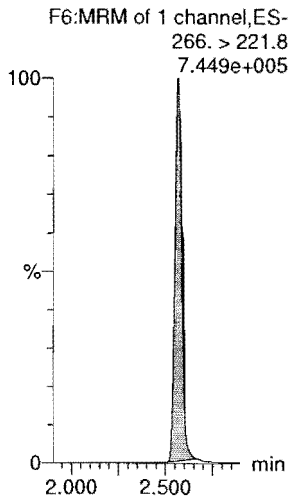

13C3-PFBS

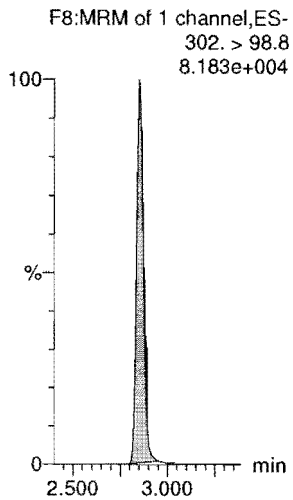

13C2-4:2 FTS

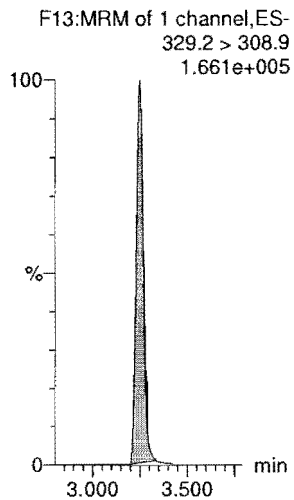

13C2-PFHxA

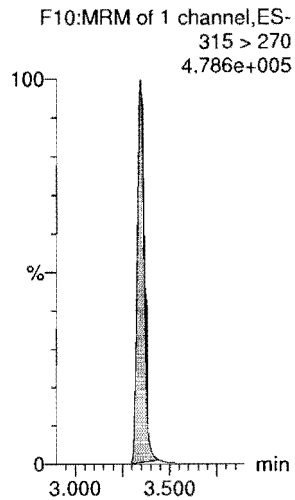

13C3-PFBS

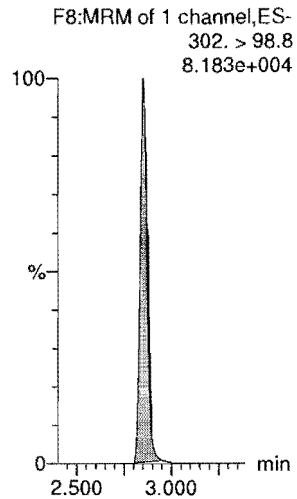

Dataset: Z:\Projects\PFAS.PRO\Results\180821M2\180821M2-CRV.qld

Last Altered: Tuesday, August 21, 2018 15:24:02 Pacific Daylight Time
Printed: Tuesday, August 21, 2018 15:28:05 Pacific Daylight Time

Name: 180821M2_4, Date: 21-Aug-2018, Time: 12:36:45, ID: ST180821M2-3 PFC CS0 18H0903, Description: PFC CS0 18H0903

6:2 FTS

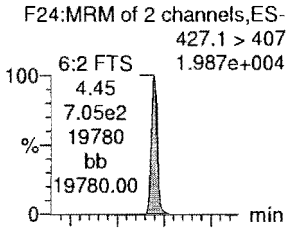

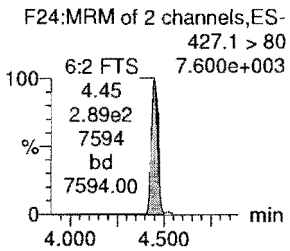

PFHpA

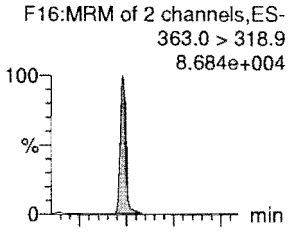

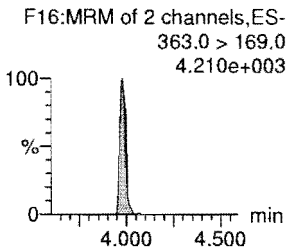

L-PFHxS

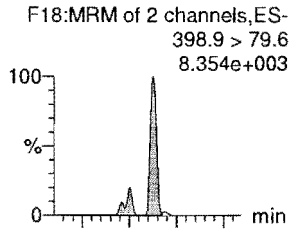

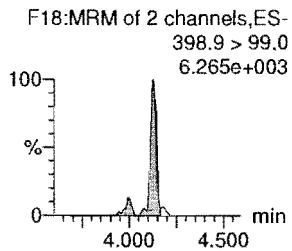

L-PFOA

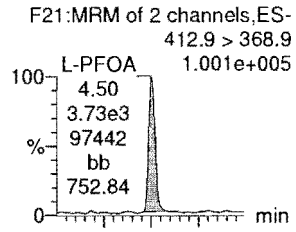

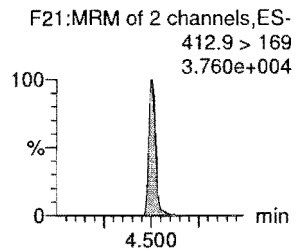

PFHpS

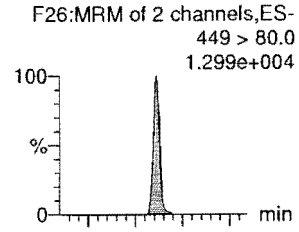

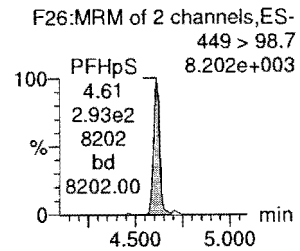

PFNA

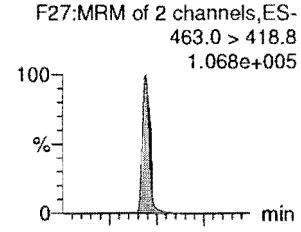

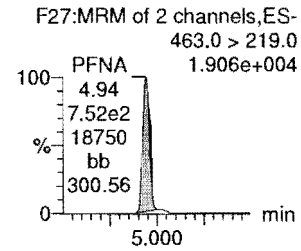

13C2-6:2 FTS



13C4-PFHpA

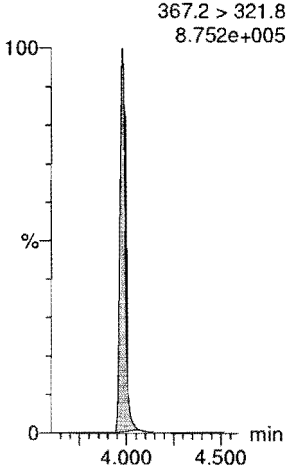

18O2-PFHxS

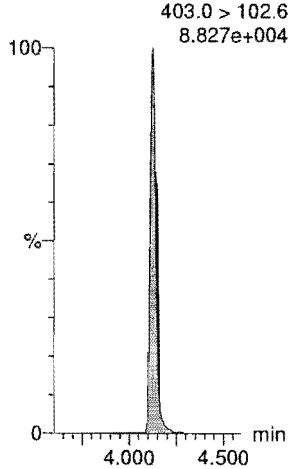

13C2-PFOA

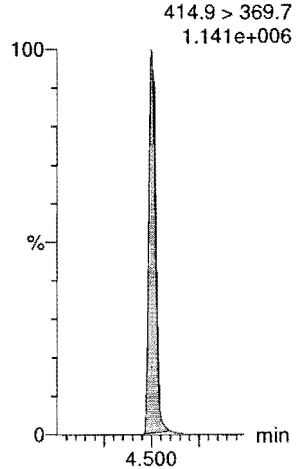

13C8-PFOS



13C5-PFNA

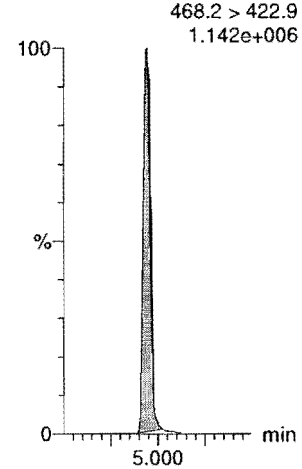

Dataset: Z:\Projects\PFAS.PRO\Results\180821M2\180821M2-CRV.qld

Last Altered: Tuesday, August 21, 2018 15:24:02 Pacific Daylight Time
Printed: Tuesday, August 21, 2018 15:28:05 Pacific Daylight Time

Name: 180821M2_4, Date: 21-Aug-2018, Time: 12:36:45, ID: ST180821M2-3 PFC CS0 18H0903, Description: PFC CS0 18H0903

PFOSA

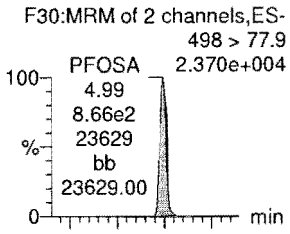

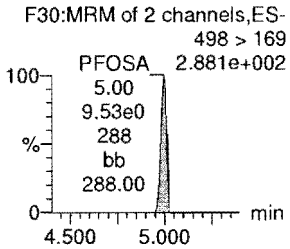

L-PFOS

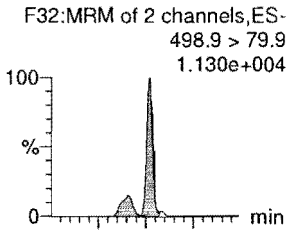

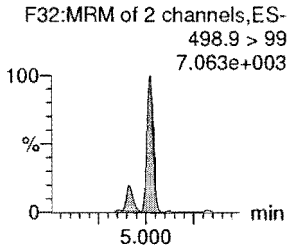

PFDA

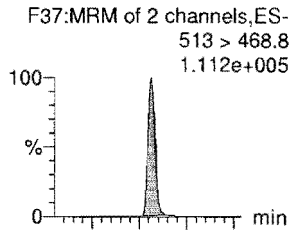

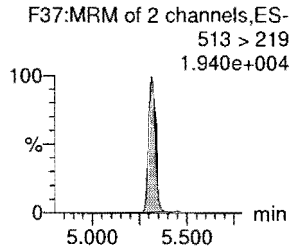

8:2 FTS

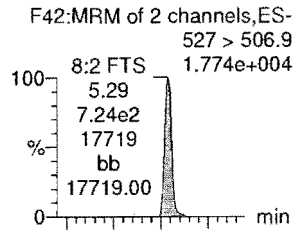

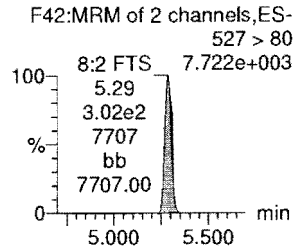

PFNS

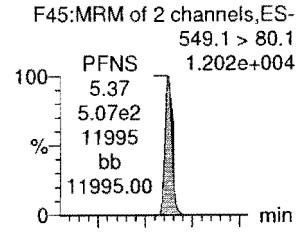

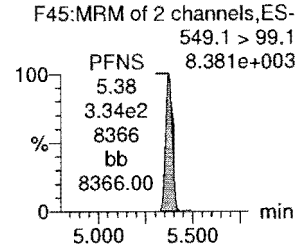

L-MeFOSAA

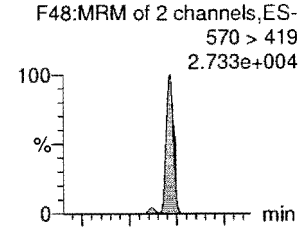

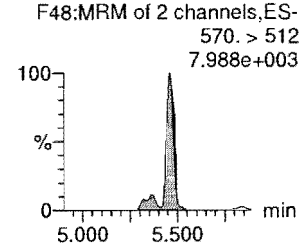

13C8-PFOSA

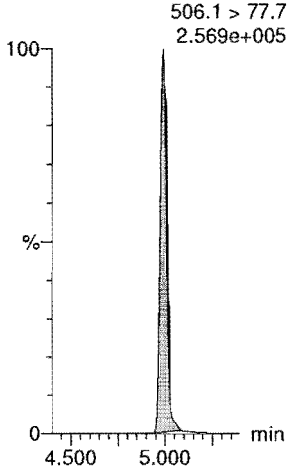

13C8-PFOS



13C2-PFDA

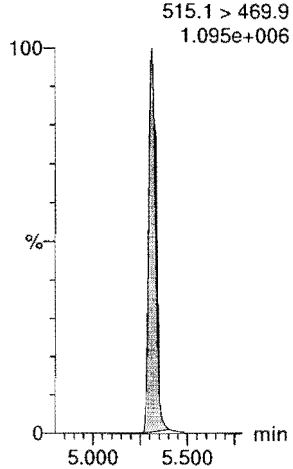

13C2-8:2 FTS

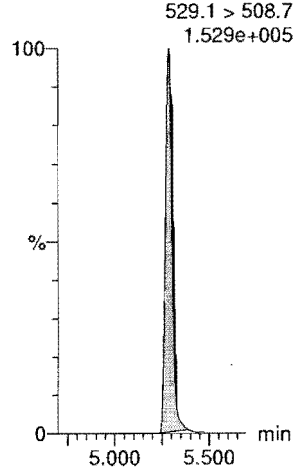

13C8-PFOS

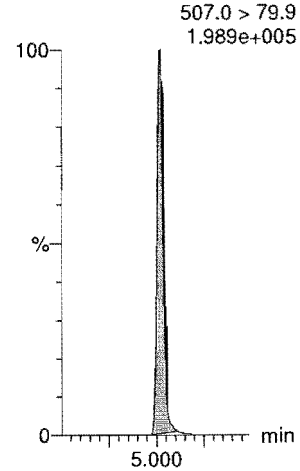

d3-N-MeFOSAA



Dataset: Z:\Projects\PFAS.PRO\Results\180821M2\180821M2-CRV.qld

Last Altered: Tuesday, August 21, 2018 15:24:02 Pacific Daylight Time
Printed: Tuesday, August 21, 2018 15:28:05 Pacific Daylight Time

Name: 180821M2_4, Date: 21-Aug-2018, Time: 12:36:45, ID: ST180821M2-3 PFC CS0 18H0903, Description: PFC CS0 18H0903

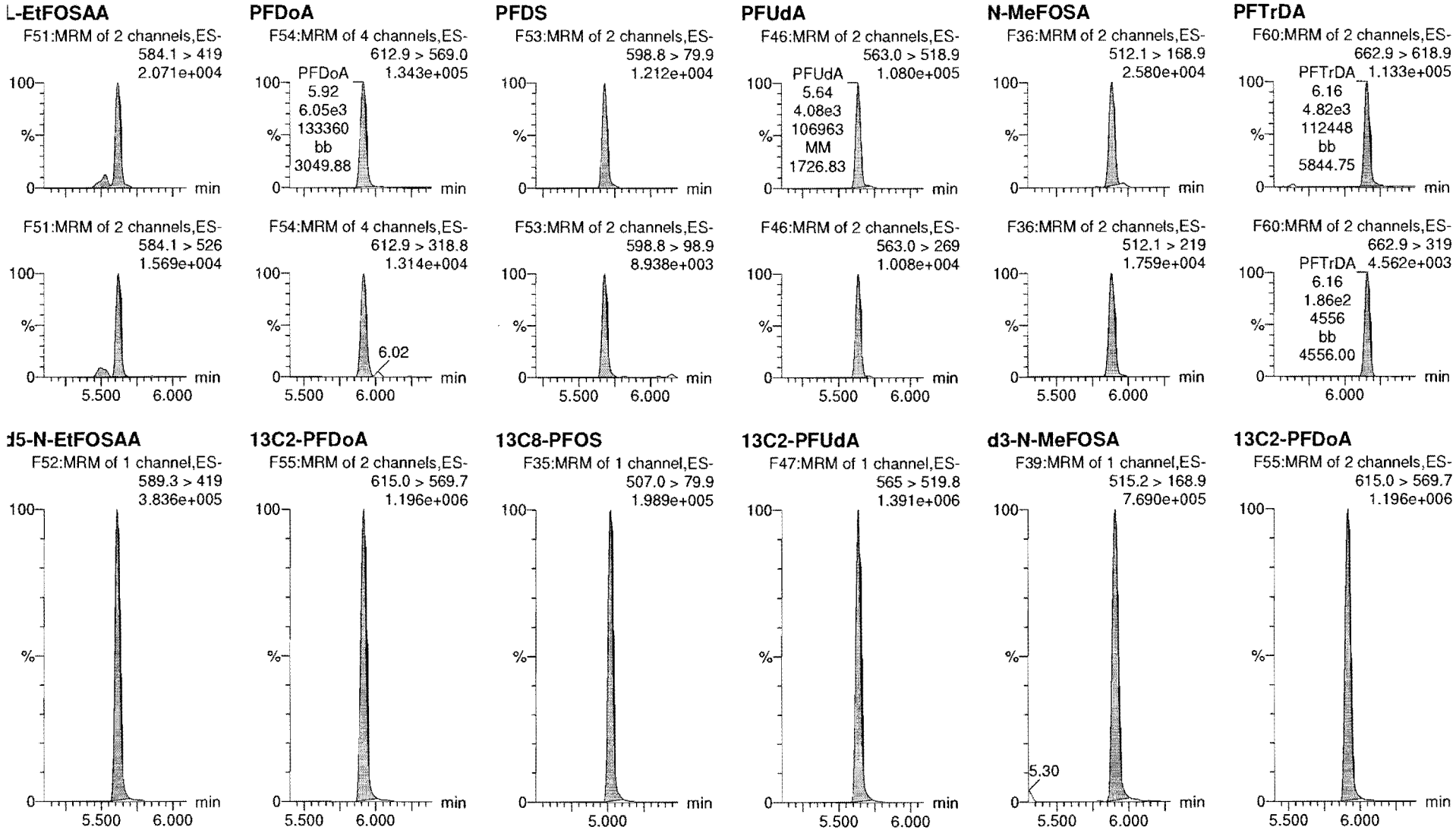

Dataset: Z:\Projects\PFAS.PRO\Results\180821M2\180821M2-CRV.qld

Last Altered: Tuesday, August 21, 2018 15:24:02 Pacific Daylight Time
Printed: Tuesday, August 21, 2018 15:28:05 Pacific Daylight Time

Name: 180821M2_4, Date: 21-Aug-2018, Time: 12:36:45, ID: ST180821M2-3 PFC CS0 18H0903, Description: PFC CS0 18H0903

PFTeDA

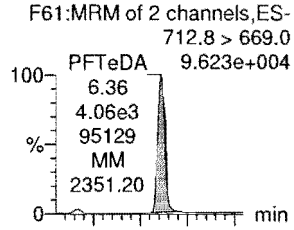

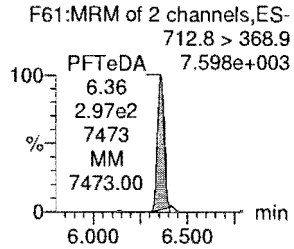

N-EtFOSA

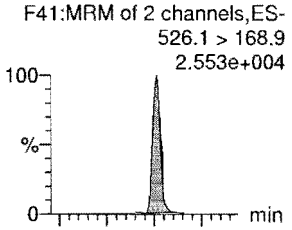

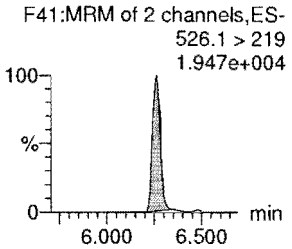

PFHxDA

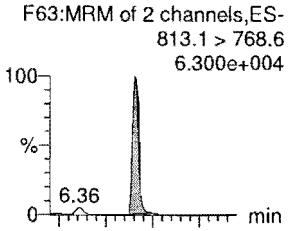

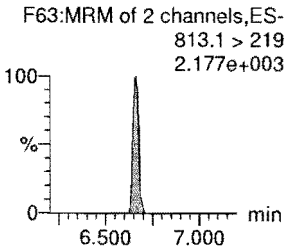

PFODA

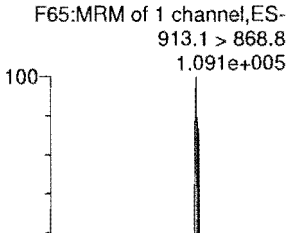

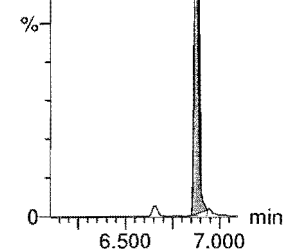

N-MeFOSE

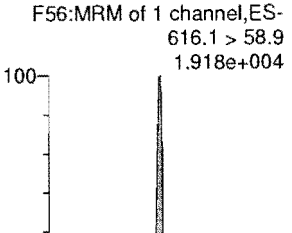

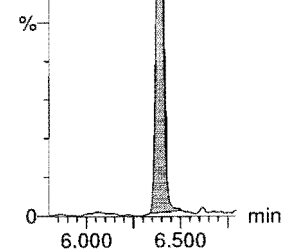

N-EtFOSE

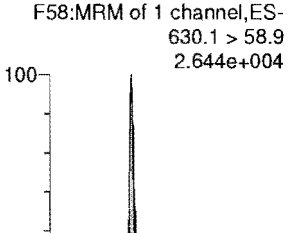

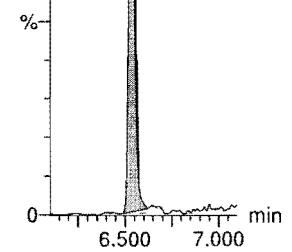

13C2-PFTeDA

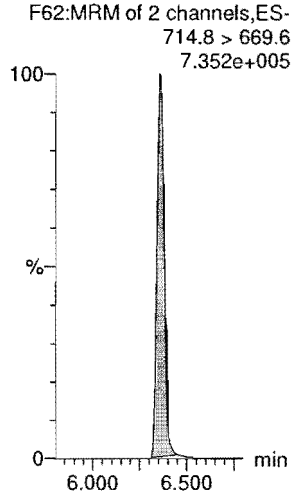

d5-N-ETFOSA

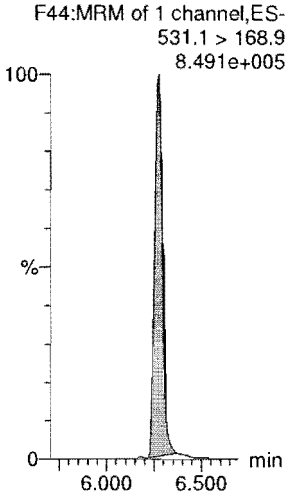

13C2-PFHxDA

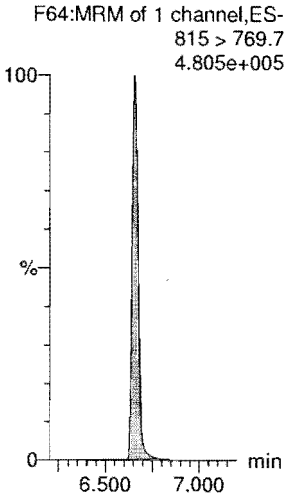

13C2-PFHxDA

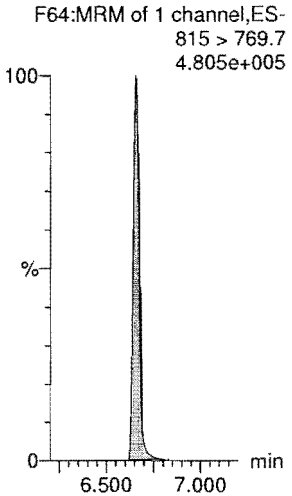

d7-N-MeFOSE

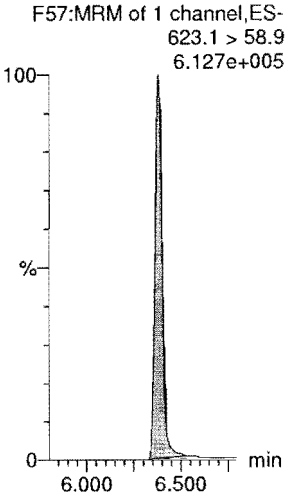

d9-N-EtFOSE

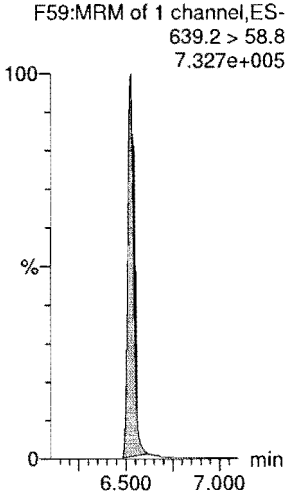

Dataset: Z:\Projects\PFAS.PRO\Results\180821M2\180821M2-CRV.qld

Last Altered: Tuesday, August 21, 2018 15:24:02 Pacific Daylight Time
Printed: Tuesday, August 21, 2018 15:28:05 Pacific Daylight Time

Name: 180821M2_4, Date: 21-Aug-2018, Time: 12:36:45, ID: ST180821M2-3 PFC CS0 18H0903, Description: PFC CS0 18H0903

13C4-PFBA

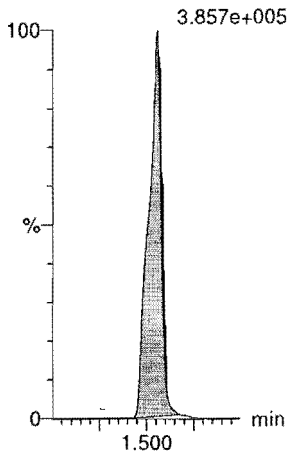

13C5-PFHxA



13C3-PFHxS

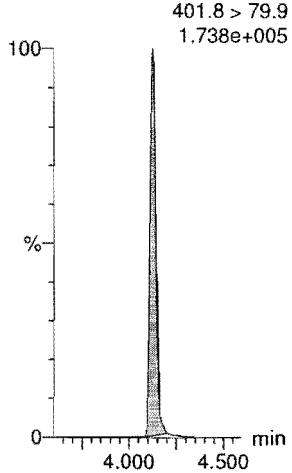

13C8-PFOA

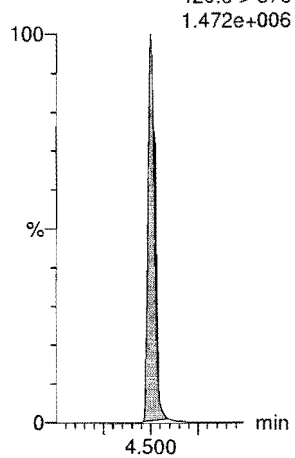

13C9-PFNA

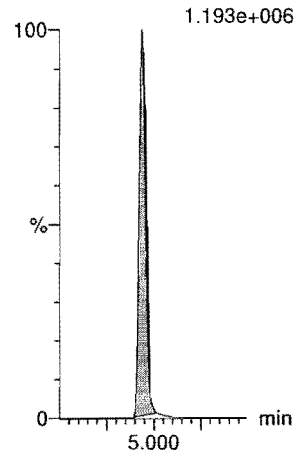

13C4-PFOS

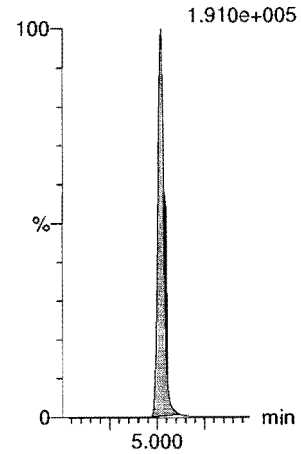

13C6-PFDA

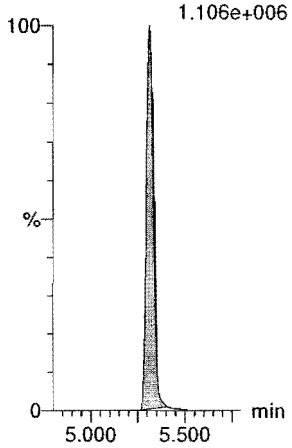

13C7-PFUdA

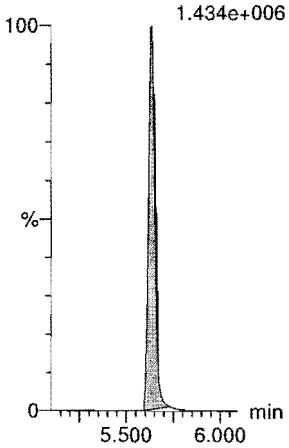

Dataset: Z:\Projects\PFAS.PRO\Results\180821M2\180821M2-CRV.qld

Last Altered: Tuesday, August 21, 2018 15:24:02 Pacific Daylight Time
Printed: Tuesday, August 21, 2018 15:28:05 Pacific Daylight Time

Name: 180821M2_5, Date: 21-Aug-2018, Time: 12:47:24, ID: ST180821M2-4 PFC CS1 18H0904, Description: PFC CS1 18H0904

PFBA

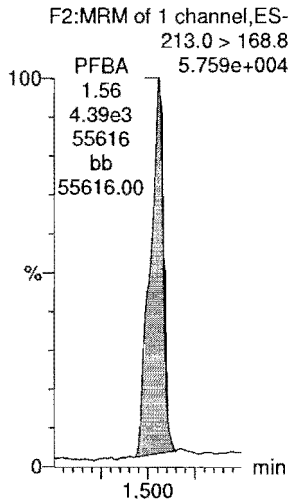

PFPeA

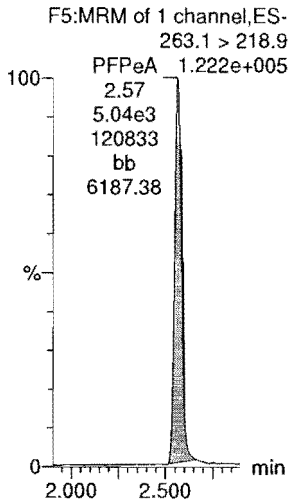

PFBS

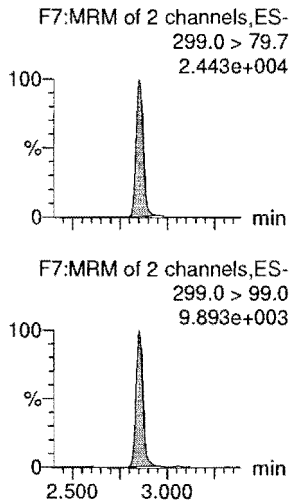

4:2 FTS

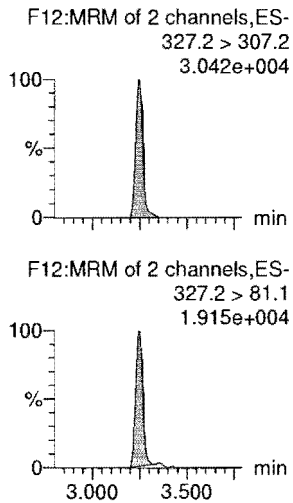

PFHxA

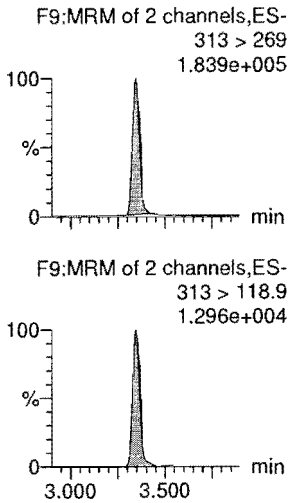

PFPeS

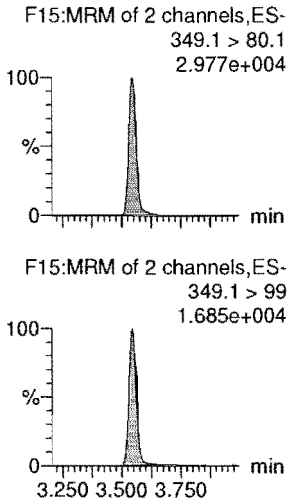

13C3-PFBA

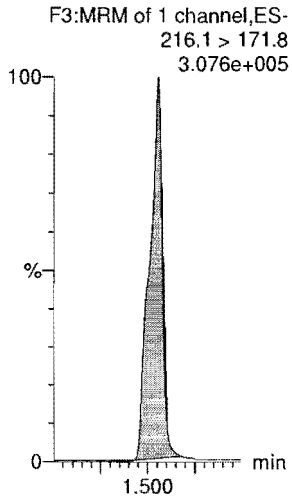

13C3-PFPeA



13C3-PFBS

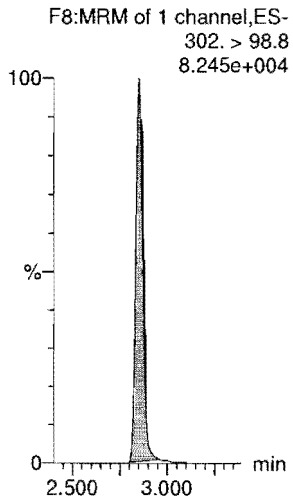

13C2-4:2 FTS

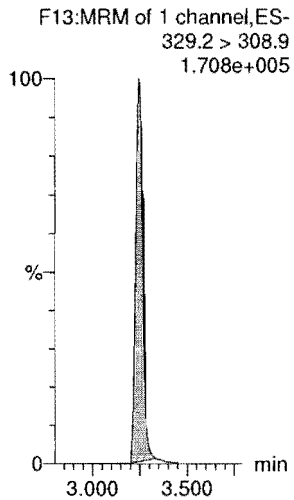

13C2-PFHxA

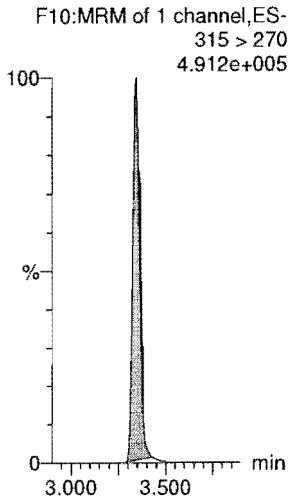

13C3-PFBS

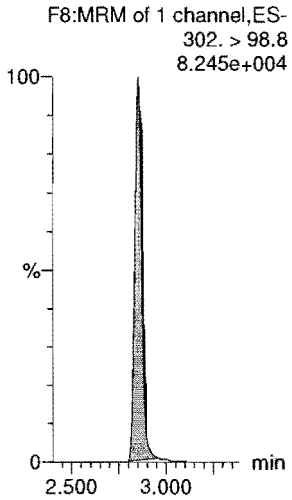

Vista Analytical Laboratory

Dataset: Z:\Projects\PFAS.PRO\Results\180821M2\180821M2-CRV.qld

Last Altered: Tuesday, August 21, 2018 15:24:02 Pacific Daylight Time
Printed: Tuesday, August 21, 2018 15:28:05 Pacific Daylight Time

Name: 180821M2_5, Date: 21-Aug-2018, Time: 12:47:24, ID: ST180821M2-4 PFC CS1 18H0904, Description: PFC CS1 18H0904

6:2 FTS

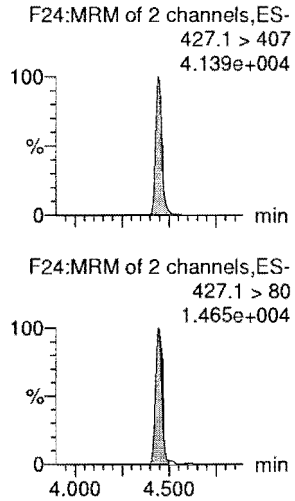

PFHpA

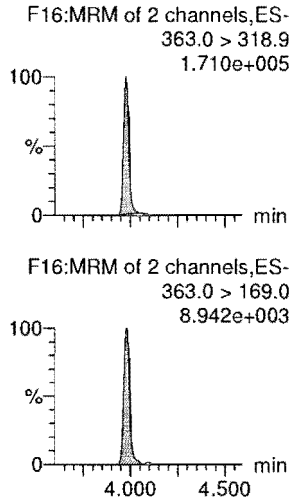

L-PFHxS

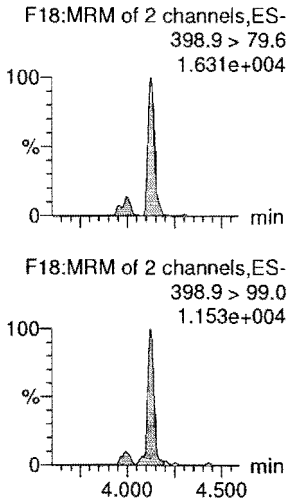

L-PFOA

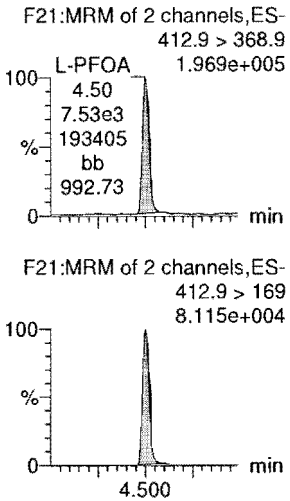

PFHpS

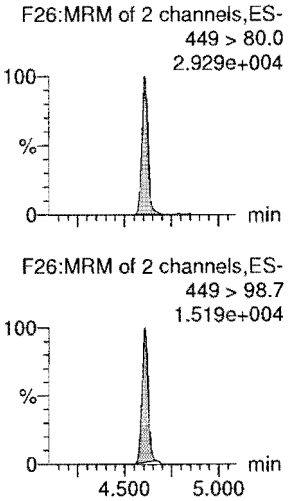

PFNA

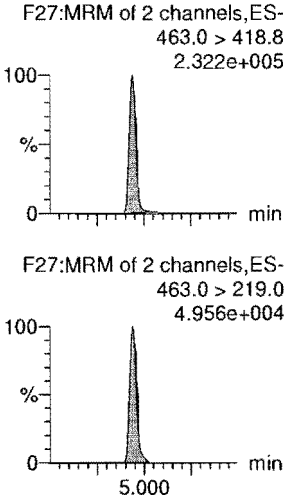

13C2-6:2 FTS



13C4-PFHpA

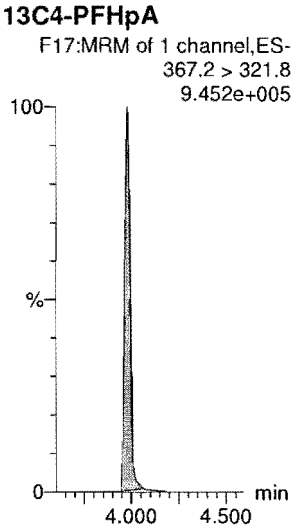

18O2-PFHxS



13C2-PFOA



13C8-PFOS



13C5-PFNA

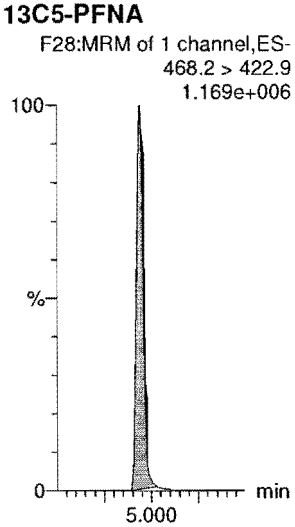

Dataset: Z:\Projects\PFAS.PRO\Results\180821M2\180821M2-CRV.qld

Last Altered: Tuesday, August 21, 2018 15:24:02 Pacific Daylight Time
Printed: Tuesday, August 21, 2018 15:28:05 Pacific Daylight Time

Name: 180821M2_5, Date: 21-Aug-2018, Time: 12:47:24, ID: ST180821M2-4 PFC CS1 18H0904, Description: PFC CS1 18H0904

PFOSA

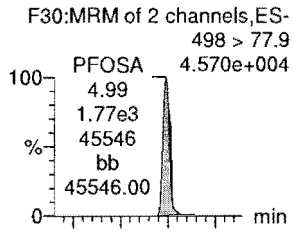

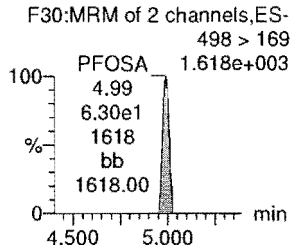

L-PFOS

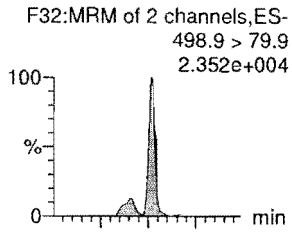

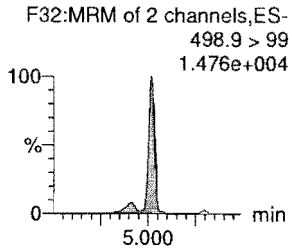

PFDA

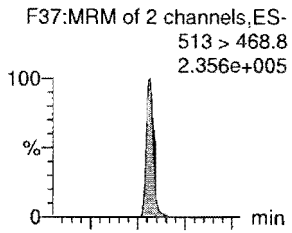

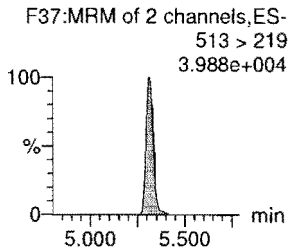

8:2 FTS

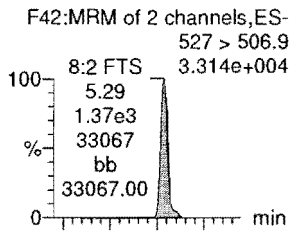

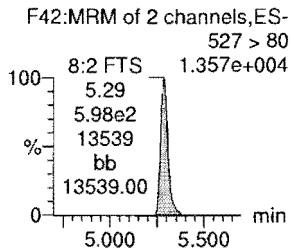

PFNS

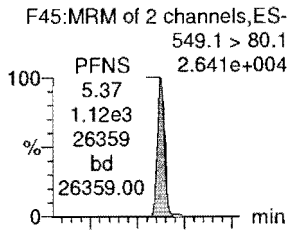

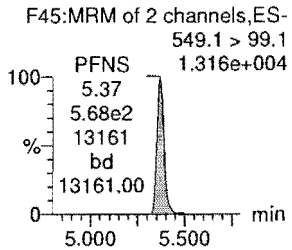

L-MeFOSAA

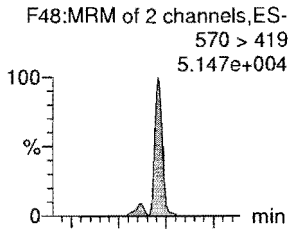

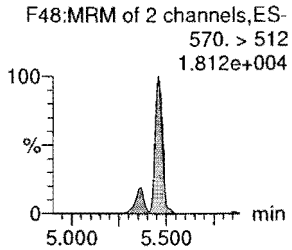

13C8-PFOSA

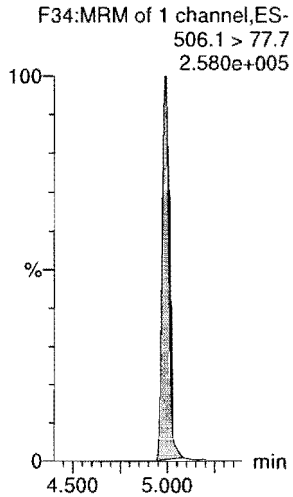

13C8-PFOS

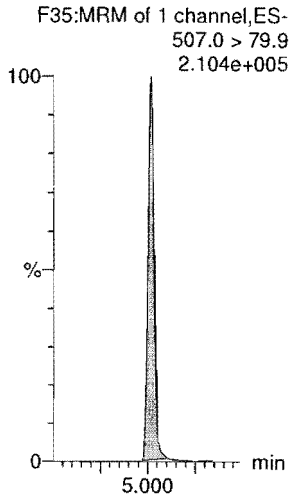

13C2-PFDA

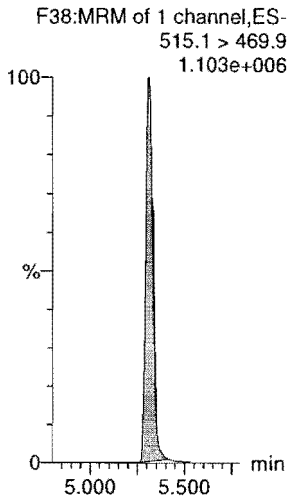

13C2-8:2 FTS

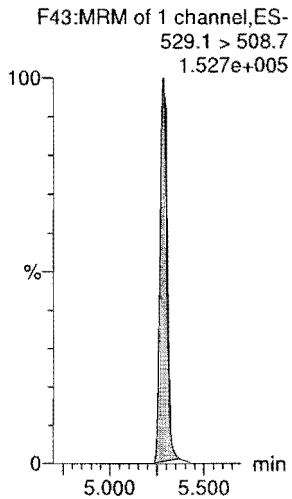

13C8-PFOS

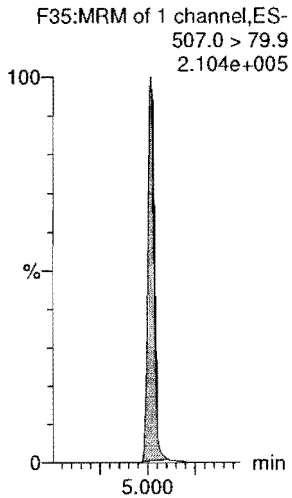

d3-N-MeFOSAA

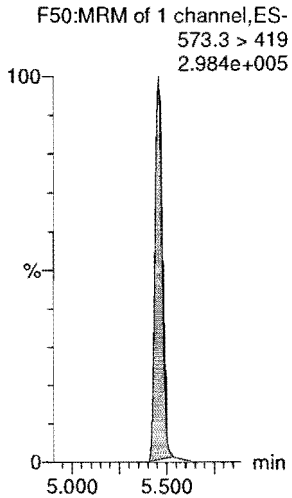

Dataset: Z:\Projects\PFAS.PRO\Results\180821M2\180821M2-CRV.qld

Last Altered: Tuesday, August 21, 2018 15:24:02 Pacific Daylight Time
Printed: Tuesday, August 21, 2018 15:28:05 Pacific Daylight Time

Name: 180821M2_5, Date: 21-Aug-2018, Time: 12:47:24, ID: ST180821M2-4 PFC CS1 18H0904, Description: PFC CS1 18H0904

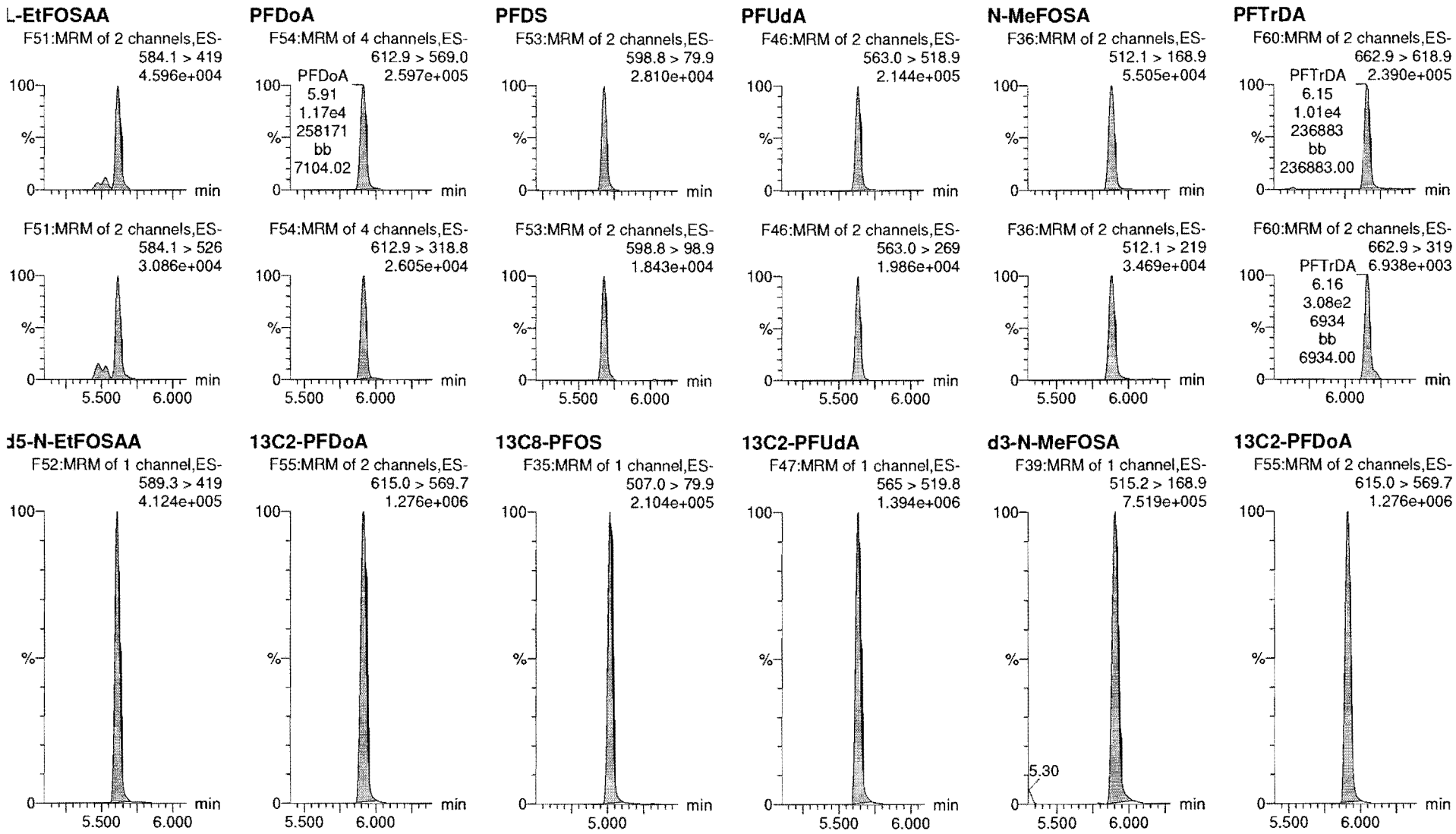

Dataset: Z:\Projects\PFAS.PRO\Results\180821M2\180821M2-CRV.qld

Last Altered: Tuesday, August 21, 2018 15:24:02 Pacific Daylight Time
Printed: Tuesday, August 21, 2018 15:28:05 Pacific Daylight Time

Name: 180821M2_5, Date: 21-Aug-2018, Time: 12:47:24, ID: ST180821M2-4 PFC CS1 18H0904, Description: PFC CS1 18H0904

PFTeDA

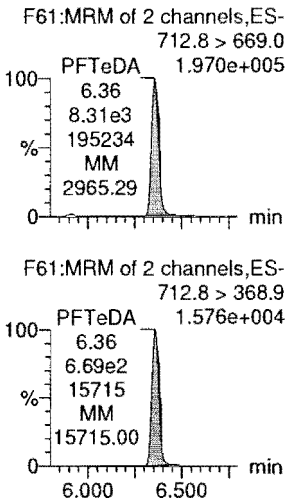

N-EtFOSA

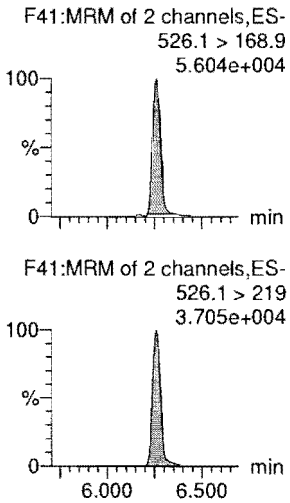

PFHxDA

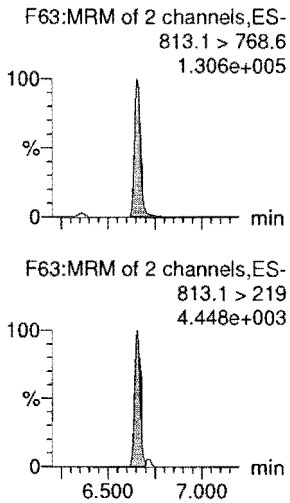

PFODA



N-MeFOSE

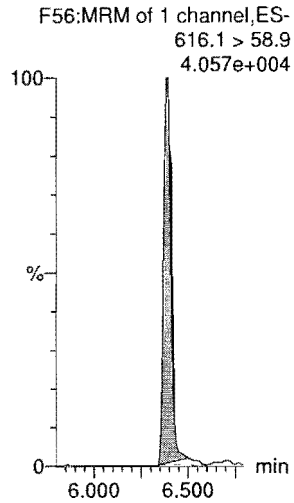

N-EtFOSE

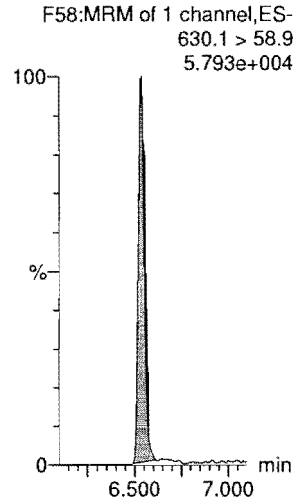

13C2-PFTeDA

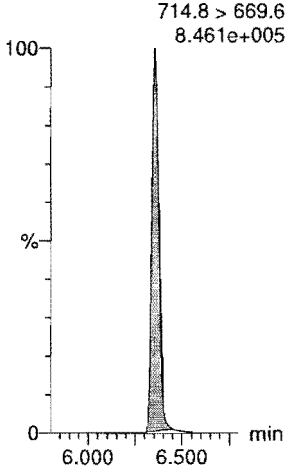

d5-N-ETFOSA

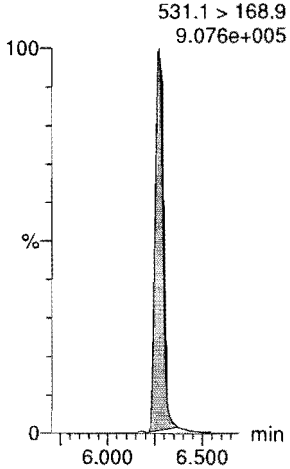

13C2-PFHxDA

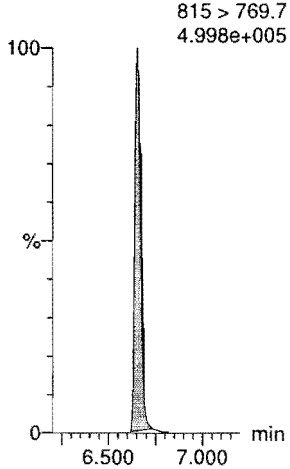

13C2-PFHxDA

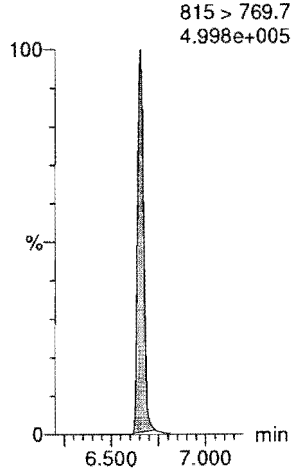

d7-N-MeFOSE

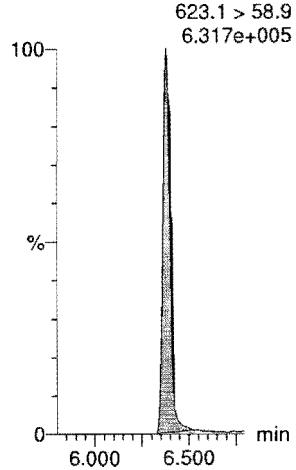

d9-N-EtFOSE

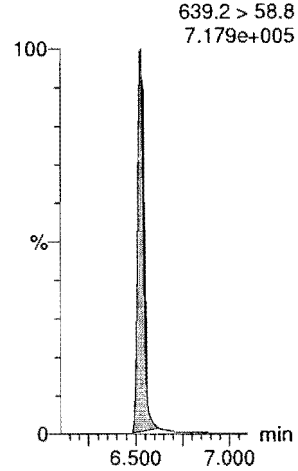

Dataset: Z:\Projects\PFAS.PRO\Results\180821M2\180821M2-CRV.qld

Last Altered: Tuesday, August 21, 2018 15:24:02 Pacific Daylight Time
Printed: Tuesday, August 21, 2018 15:28:05 Pacific Daylight Time

Name: 180821M2_5, Date: 21-Aug-2018, Time: 12:47:24, ID: ST180821M2-4 PFC CS1 18H0904, Description: PFC CS1 18H0904

13C4-PFBA

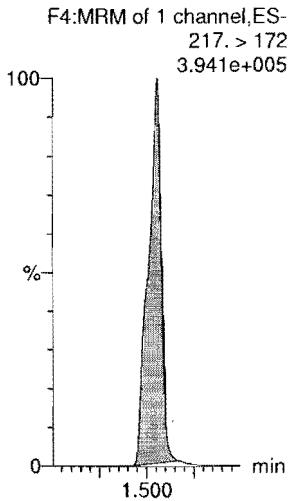

13C5-PFHxA

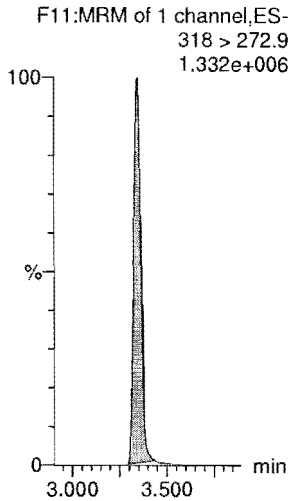

13C3-PFHxS

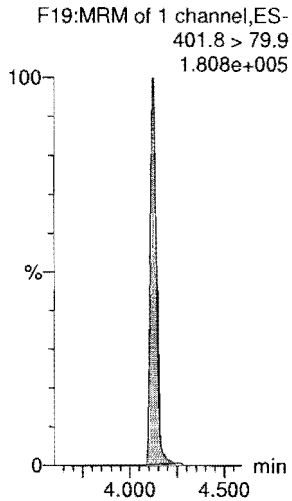

13C8-PFOA

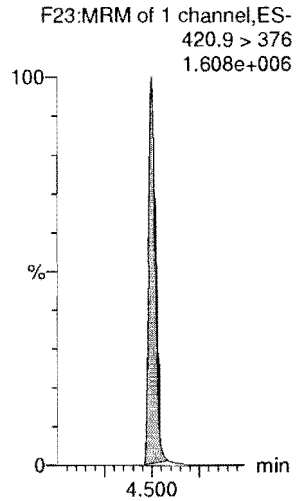

13C9-PFNA

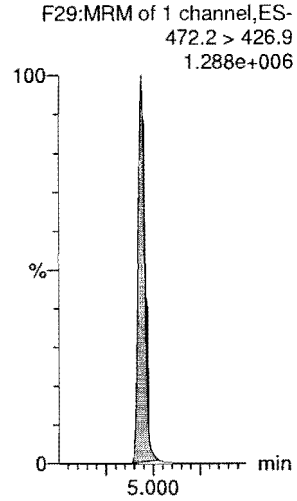

13C4-PFOS

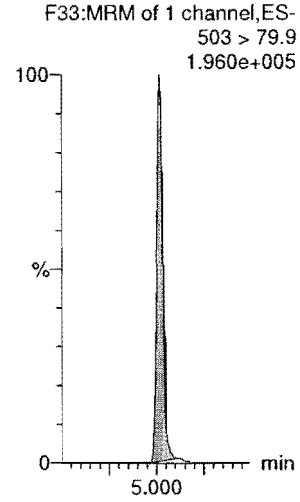

13C6-PFDA

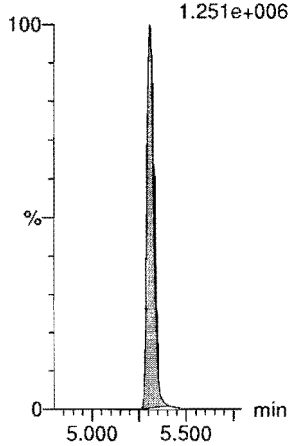

13C7-PFUdA

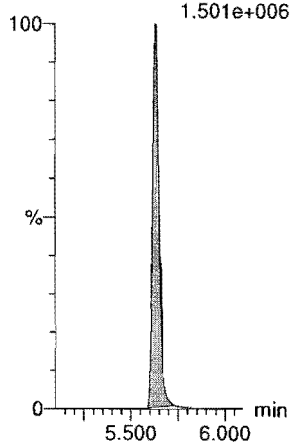

Dataset: Z:\Projects\PFAS.PRO\Results\180821M2\180821M2-CRV.qld

Last Altered: Tuesday, August 21, 2018 15:24:02 Pacific Daylight Time
Printed: Tuesday, August 21, 2018 15:28:05 Pacific Daylight Time

Name: 180821M2_6, Date: 21-Aug-2018, Time: 12:57:57, ID: ST180821M2-5 PFC CS2 18H0905, Description: PFC CS2 18H0905

PFBA

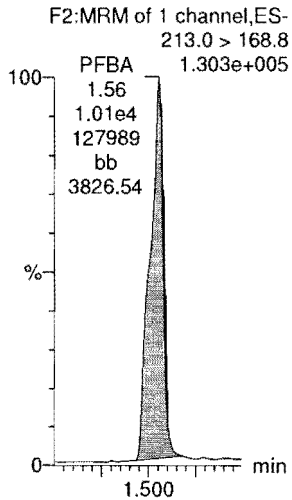

PFPeA

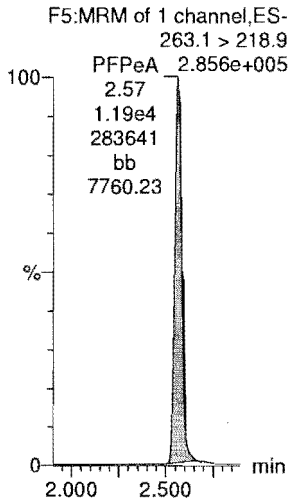

PFBS

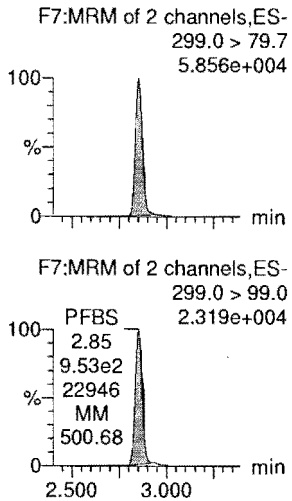

4:2 FTS

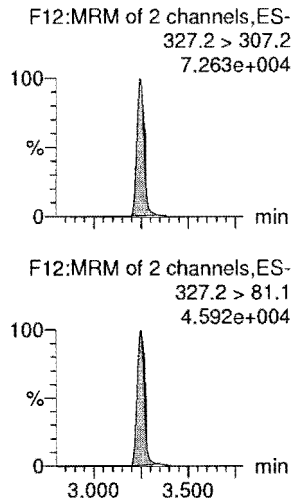

PFHxA

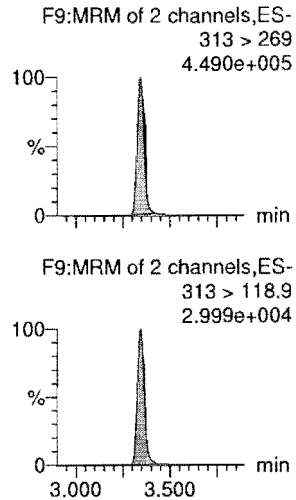

PFPeS

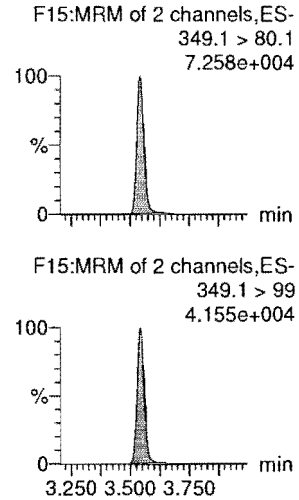

13C3-PFBA

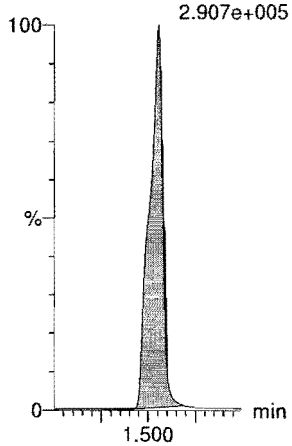

13C3-PFPeA

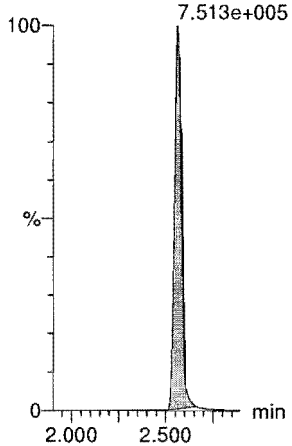

13C3-PFBS

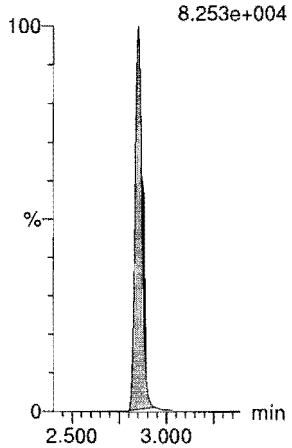

13C2-4:2 FTS

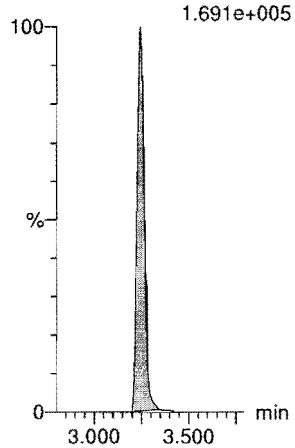

13C2-PFHxA

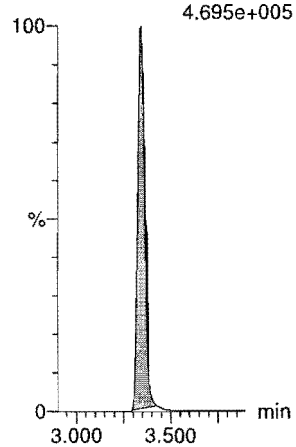

13C3-PFBS

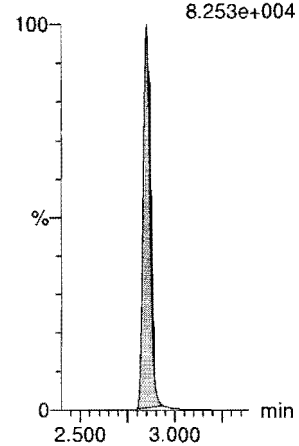

Dataset: Z:\Projects\PFAS.PRO\Results\180821M2\180821M2-CRV.qld

Last Altered: Tuesday, August 21, 2018 15:24:02 Pacific Daylight Time
Printed: Tuesday, August 21, 2018 15:28:05 Pacific Daylight Time

Name: 180821M2_6, Date: 21-Aug-2018, Time: 12:57:57, ID: ST180821M2-5 PFC CS2 18H0905, Description: PFC CS2 18H0905

6:2 FTS

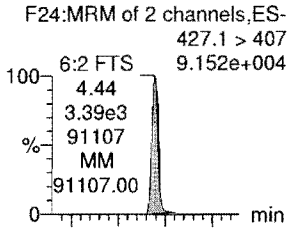

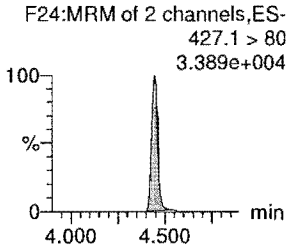

PFHpA

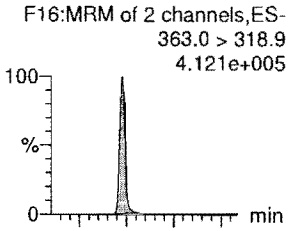

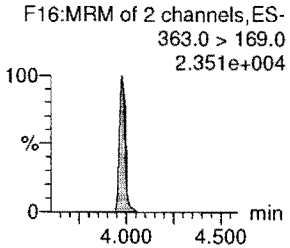

L-PFHxS

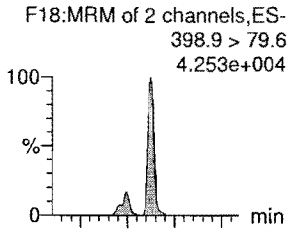

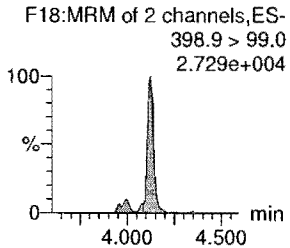

L-PFOA

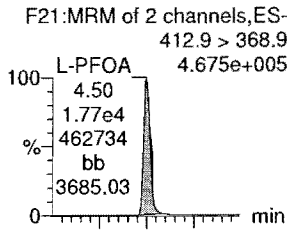

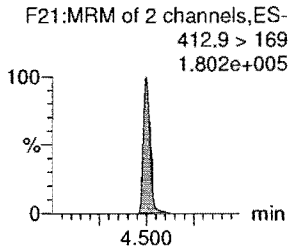

PFHpS

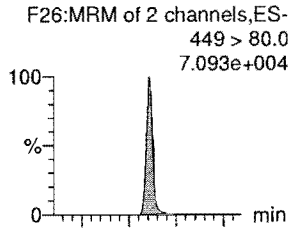

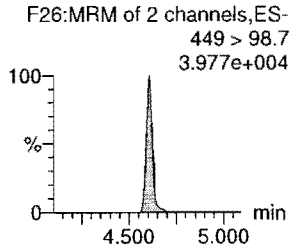

PFNA

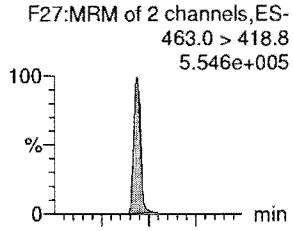

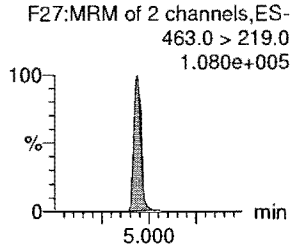

13C2-6:2 FTS

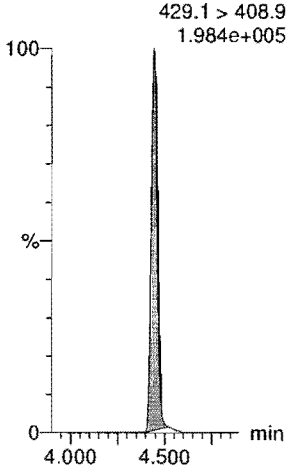

13C4-PFHpA

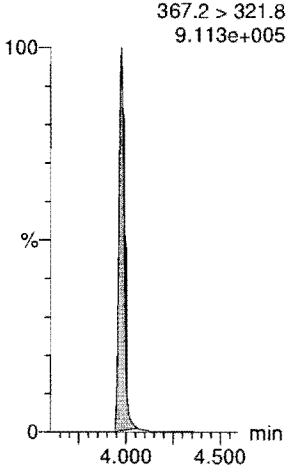

18O2-PFHxS

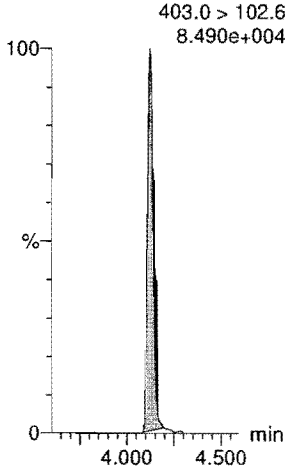

13C2-PFOA

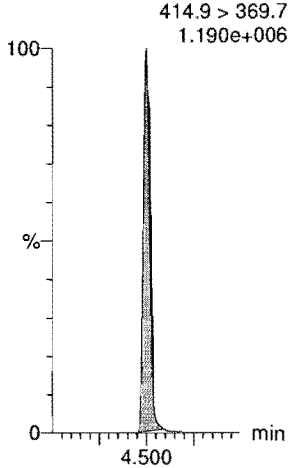

13C8-PFOS

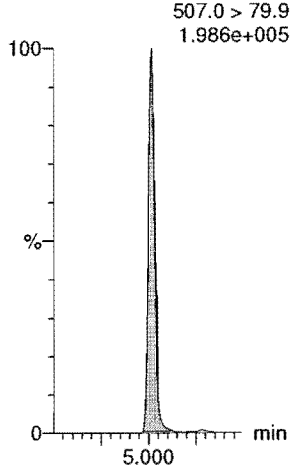

13C5-PFNA

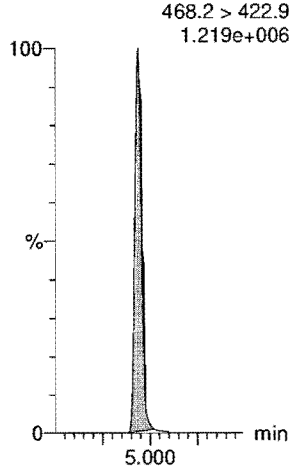

Dataset: Z:\Projects\PFAS.PRO\Results\180821M2\180821M2-CRV.qld

Last Altered: Tuesday, August 21, 2018 15:24:02 Pacific Daylight Time
Printed: Tuesday, August 21, 2018 15:28:05 Pacific Daylight Time

Name: 180821M2_6, Date: 21-Aug-2018, Time: 12:57:57, ID: ST180821M2-5 PFC CS2 18H0905, Description: PFC CS2 18H0905

PFOSA

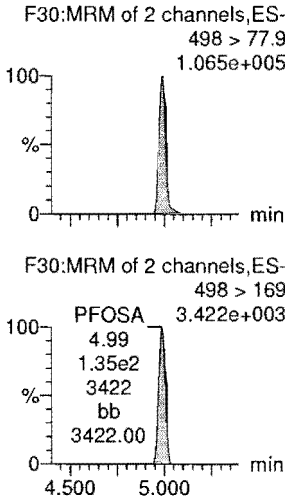

L-PFOS

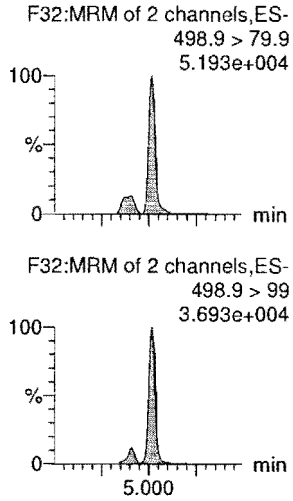

PFDA

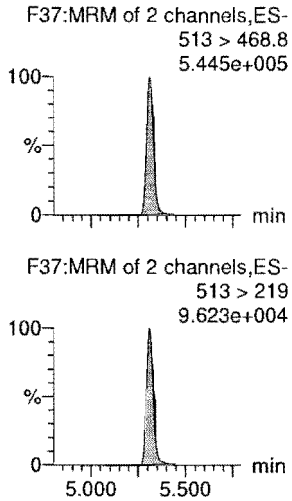

8:2 FTS

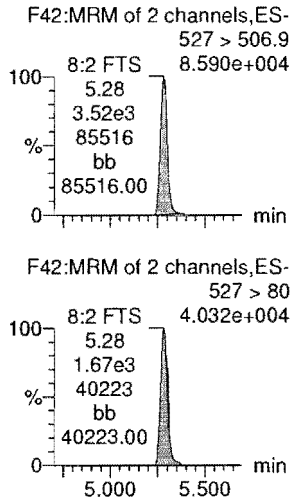

PFNS

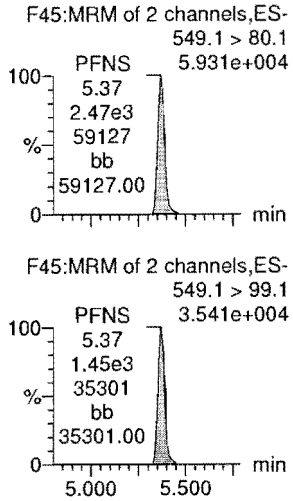

L-MeFOSAA

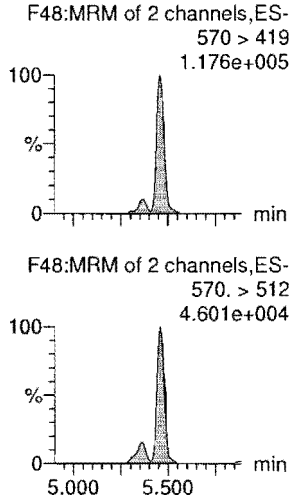

13C8-PFOSA

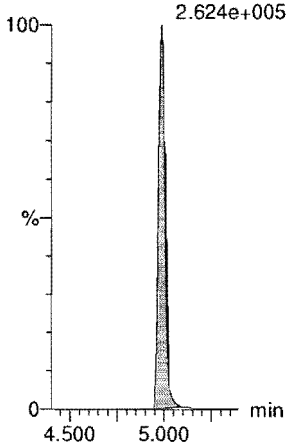

13C8-PFOS

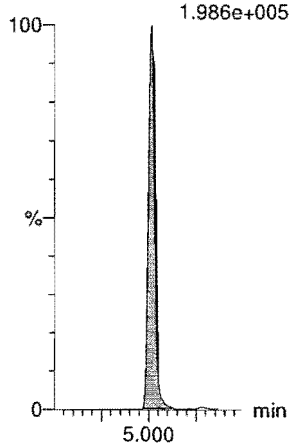

13C2-PFDA

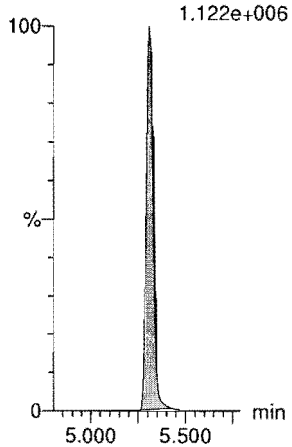

13C2-8:2 FTS

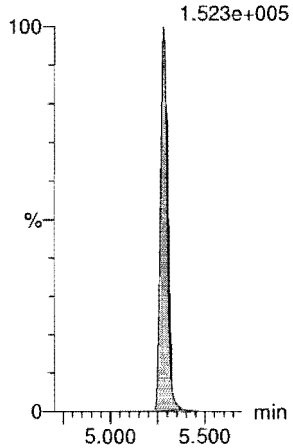

13C8-PFOS

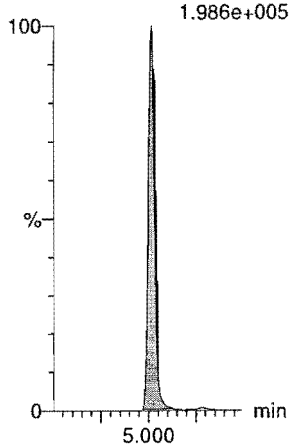

d3-N-MeFOSAA

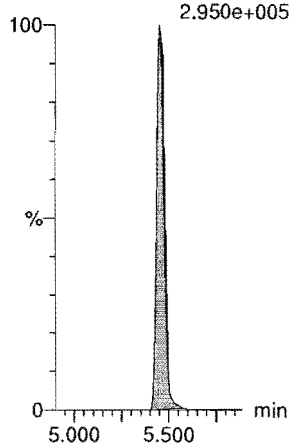

Dataset: Z:\Projects\PFAS.PRO\Results\180821M2\180821M2-CRV.qld

Last Altered: Tuesday, August 21, 2018 15:24:02 Pacific Daylight Time
Printed: Tuesday, August 21, 2018 15:28:05 Pacific Daylight Time

Name: 180821M2_6, Date: 21-Aug-2018, Time: 12:57:57, ID: ST180821M2-5 PFC CS2 18H0905, Description: PFC CS2 18H0905

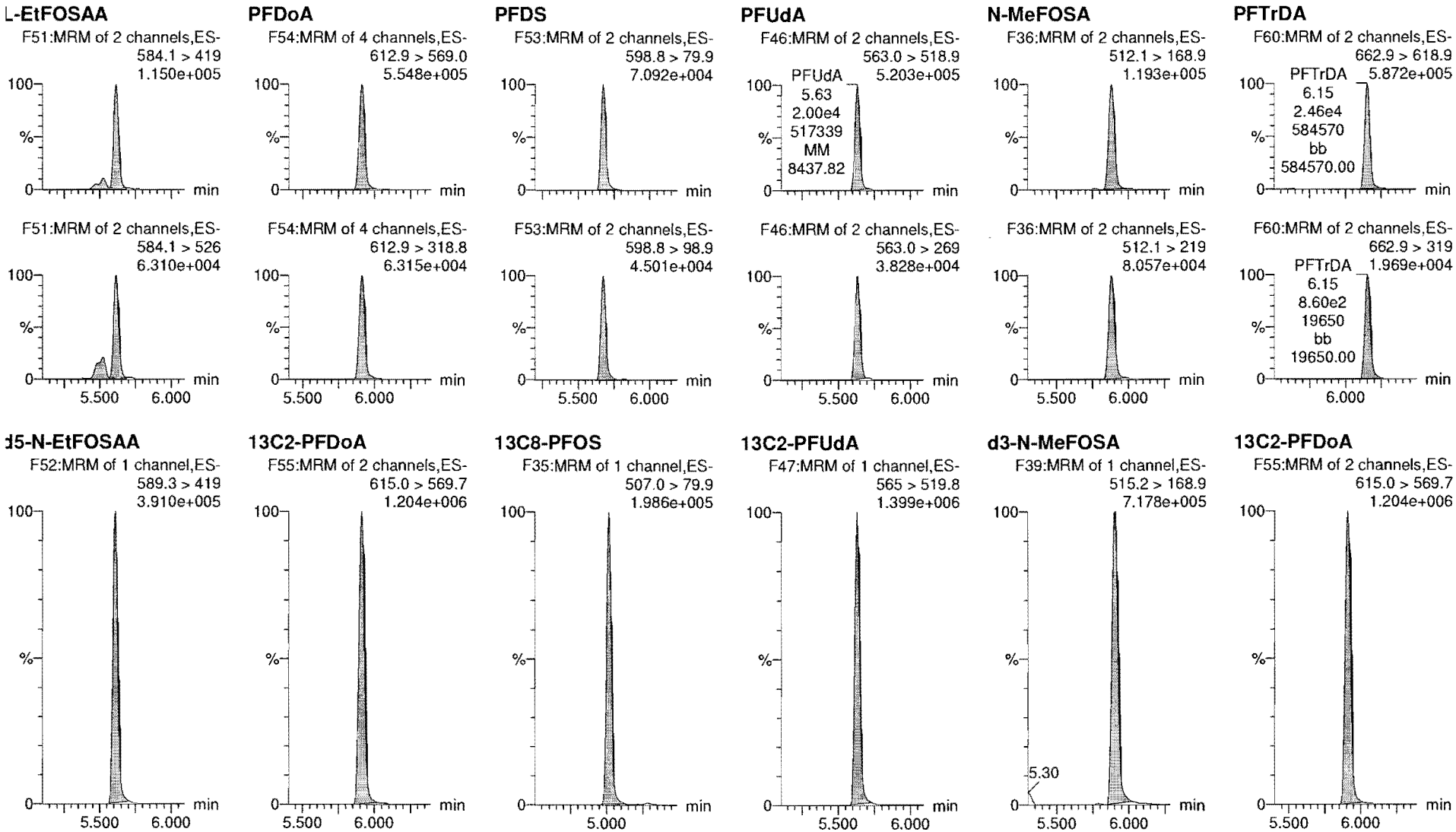

Dataset: Z:\Projects\PFAS.PRO\Results\180821M2\180821M2-CRV.qld

Last Altered: Tuesday, August 21, 2018 15:24:02 Pacific Daylight Time
Printed: Tuesday, August 21, 2018 15:28:05 Pacific Daylight Time

Name: 180821M2_6, Date: 21-Aug-2018, Time: 12:57:57, ID: ST180821M2-5 PFC CS2 18H0905, Description: PFC CS2 18H0905

PFTeDA

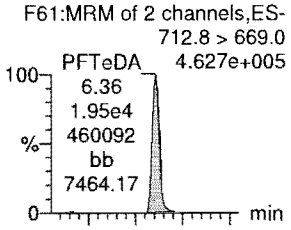

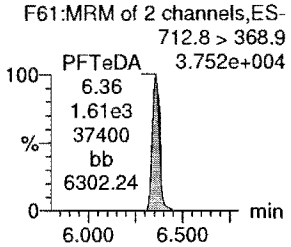

N-EtFOSA

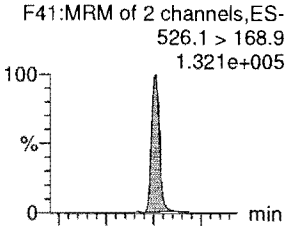

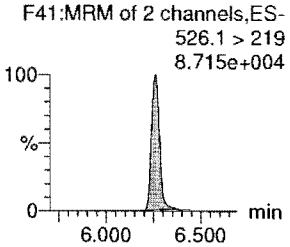

PFHxDA

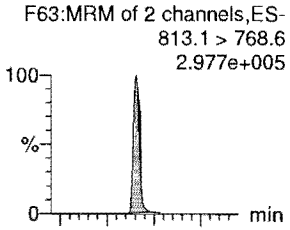

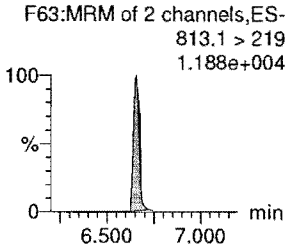

PFODA

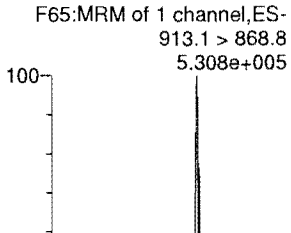

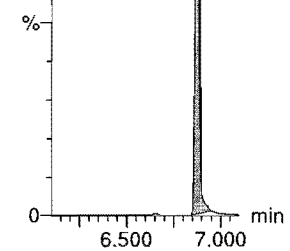

N-MeFOSE

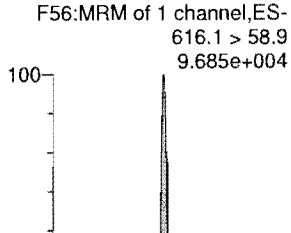

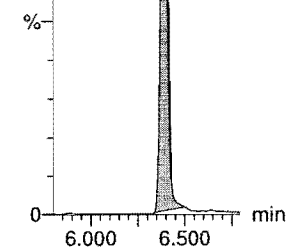

N-EtFOSE



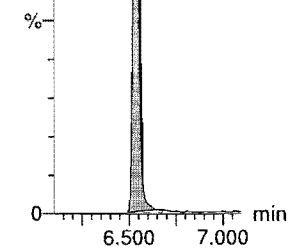

13C2-PFTeDA

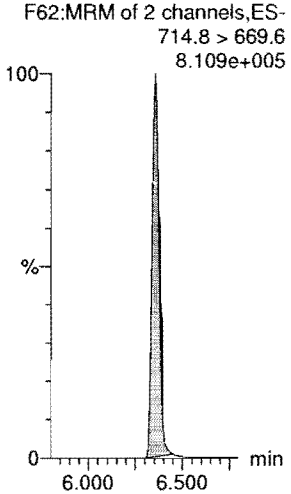

d5-N-ETFOSA

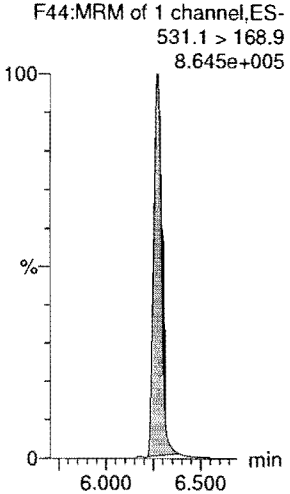

13C2-PFHxDA

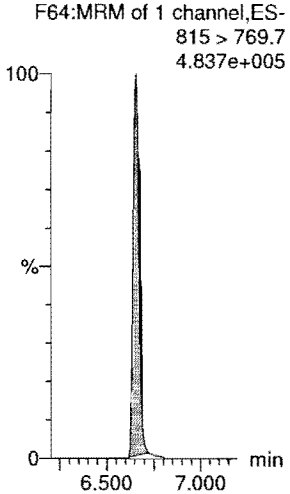

13C2-PFHxDA

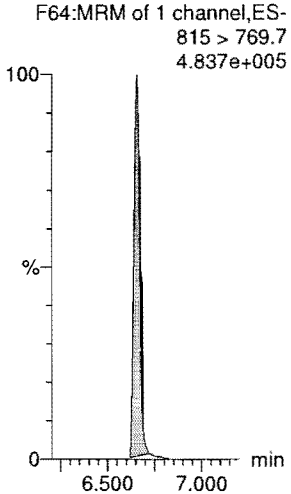

d7-N-MeFOSE

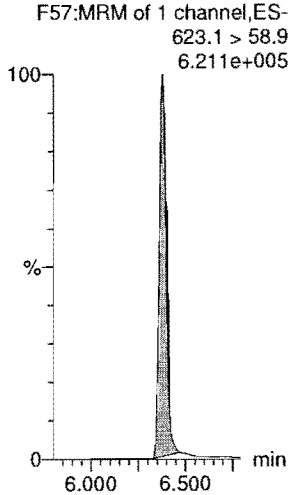

d9-N-EtFOSE

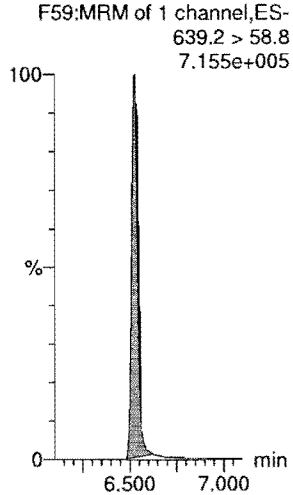

Dataset: Z:\Projects\PFAS.PRO\Results\180821M2\180821M2-CRV.qld

Last Altered: Tuesday, August 21, 2018 15:24:02 Pacific Daylight Time
Printed: Tuesday, August 21, 2018 15:28:05 Pacific Daylight Time

Name: 180821M2_6, Date: 21-Aug-2018, Time: 12:57:57, ID: ST180821M2-5 PFC CS2 18H0905, Description: PFC CS2 18H0905

13C4-PFBA

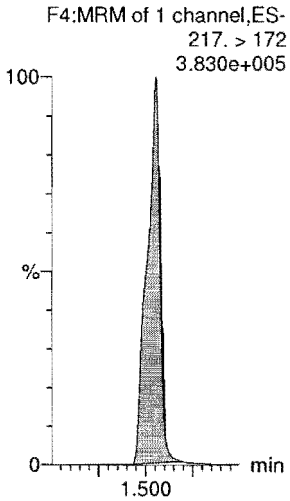

13C5-PFHxA

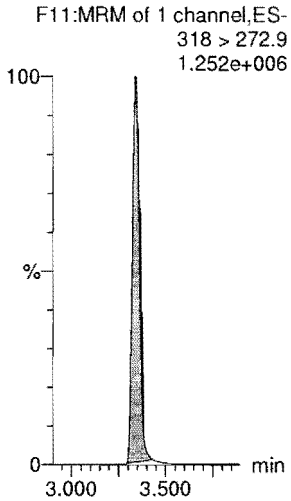

13C3-PFHxS

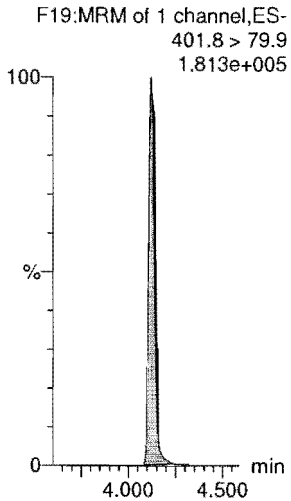

13C8-PFOA

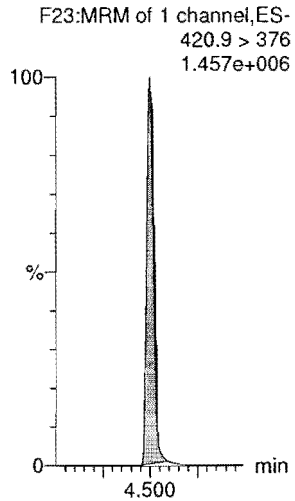

13C9-PFNA

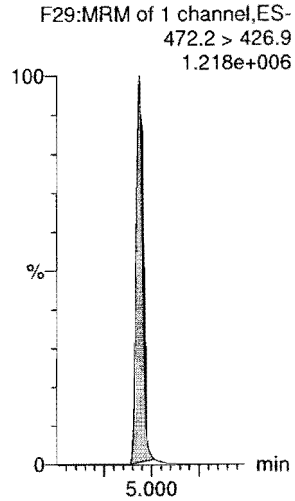

13C4-PFOS

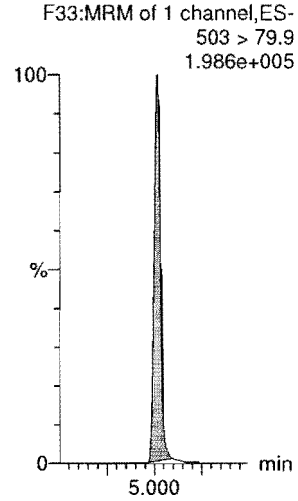

13C6-PFDA

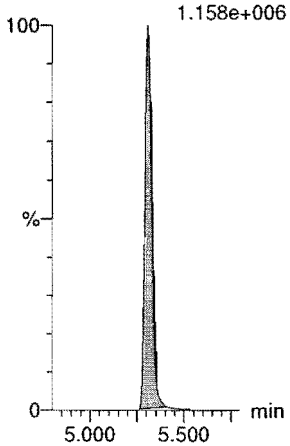

13C7-PFUdA

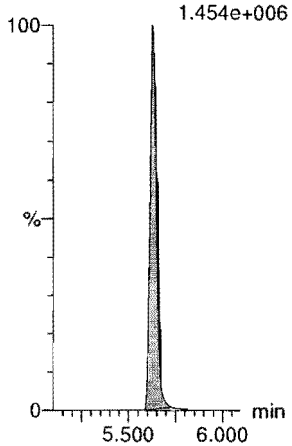

Dataset: Z:\Projects\PFAS.PRO\Results\180821M2\180821M2-CRV.qld

Last Altered: Tuesday, August 21, 2018 15:24:02 Pacific Daylight Time
Printed: Tuesday, August 21, 2018 15:28:05 Pacific Daylight Time

Name: 180821M2_7, Date: 21-Aug-2018, Time: 13:08:27, ID: ST180821M2-6 PFC CS3 18H0906, Description: PFC CS3 18H0906

PFBA

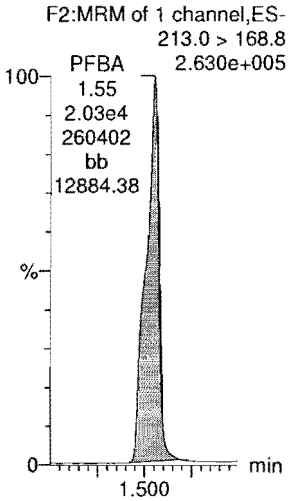

PFPeA

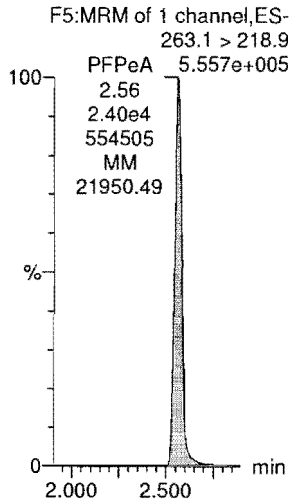

PFBS

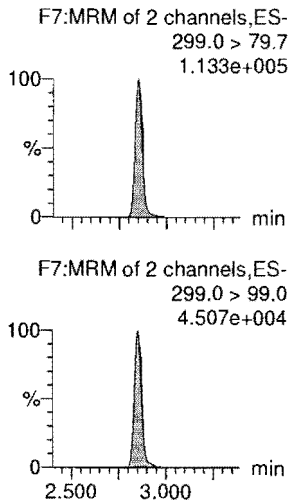

4:2 FTS

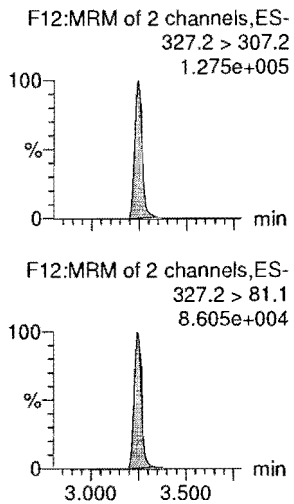

PFHxA

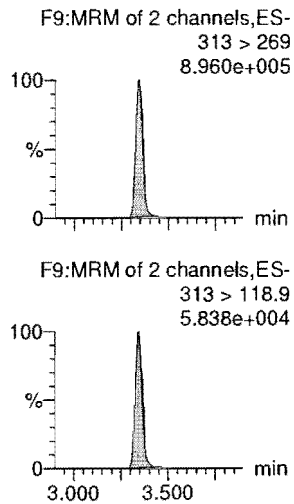

PFPeS

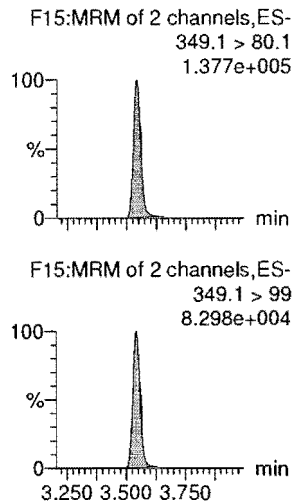

13C3-PFBA

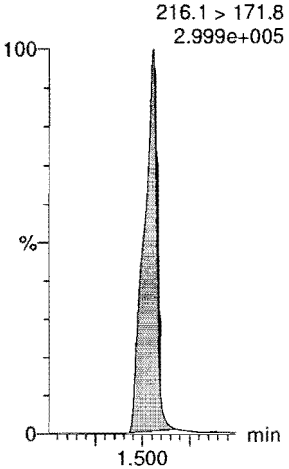

13C3-PFPeA

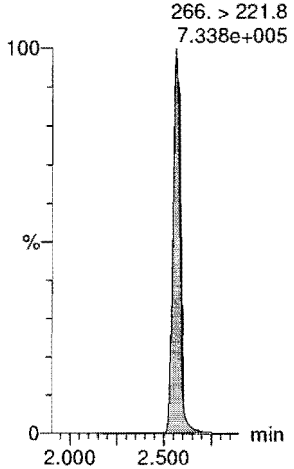

13C3-PFBS

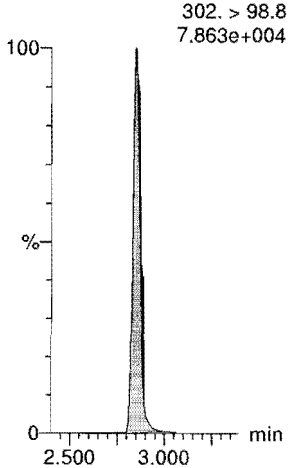

13C2-4:2 FTS

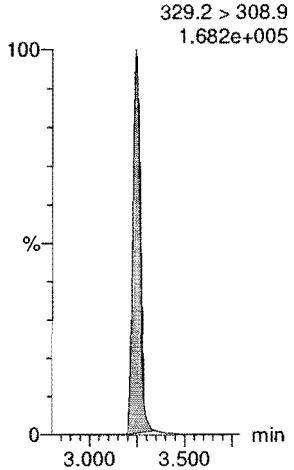

13C2-PFHxA

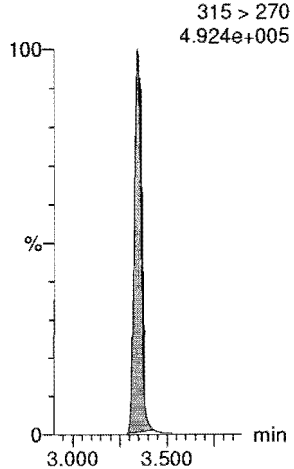

13C3-PFBS

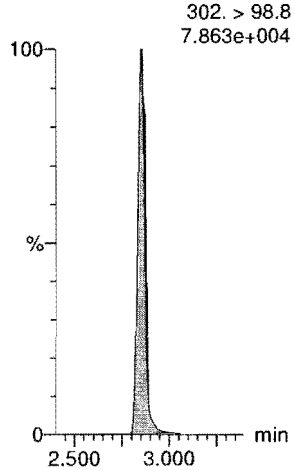

Dataset: Z:\Projects\PFAS.PRO\Results\180821M2\180821M2-CRV.qld

Last Altered: Tuesday, August 21, 2018 15:24:02 Pacific Daylight Time
Printed: Tuesday, August 21, 2018 15:28:05 Pacific Daylight Time

Name: 180821M2_7, Date: 21-Aug-2018, Time: 13:08:27, ID: ST180821M2-6 PFC CS3 18H0906, Description: PFC CS3 18H0906

6:2 FTS
F24:MRM of 2 channels,ES-
427.1 > 407
1.864e+005

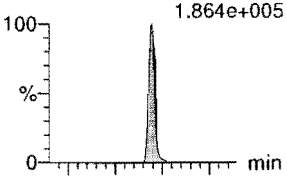

F24:MRM of 2 channels,ES-
427.1 > 80
6.889e+004

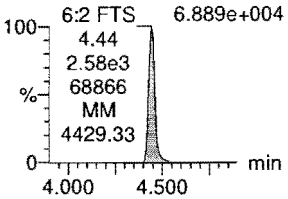

PFHpA
F16:MRM of 2 channels,ES-
363.0 > 318.9
7.924e+005

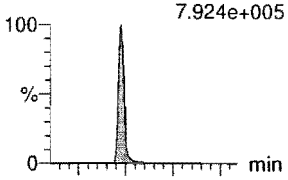

F16:MRM of 2 channels,ES-
363.0 > 169.0
4.582e+004

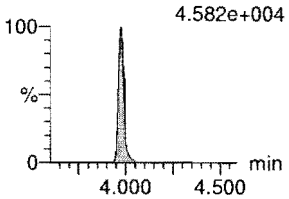

L-PFHxS
F18:MRM of 2 channels,ES-
398.9 > 79.6
8.496e+004

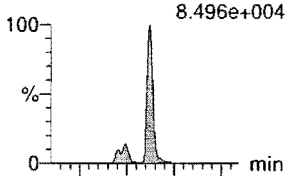

F18:MRM of 2 channels,ES-
398.9 > 99.0
5.653e+004

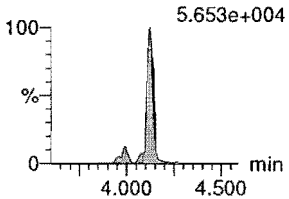

L-PFOA
F21:MRM of 2 channels,ES-
412.9 > 368.9
8.879e+005

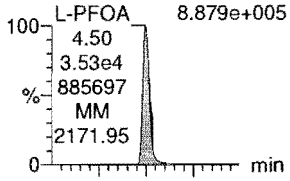

F21:MRM of 2 channels,ES-
412.9 > 169
3.512e+005

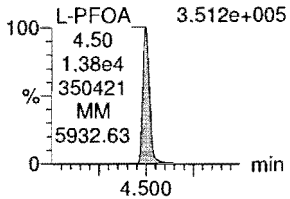

PFHpS
F26:MRM of 2 channels,ES-
449 > 80.0
1.360e+005

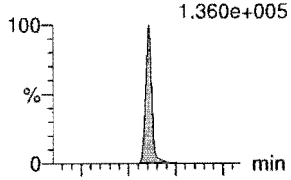

F26:MRM of 2 channels,ES-
449 > 98.7
7.375e+004

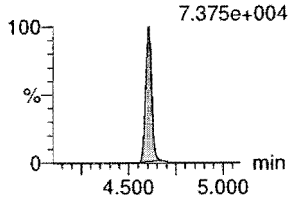

PFNA
F27:MRM of 2 channels,ES-
463.0 > 418.8
1.061e+006

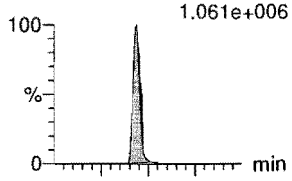

F27:MRM of 2 channels,ES-
463.0 > 219.0
2.193e+005

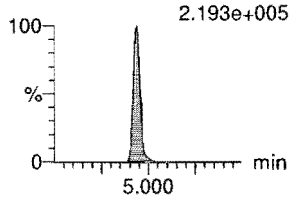

13C2-6:2 FTS
F25:MRM of 1 channel,ES-
429.1 > 408.9
2.052e+005

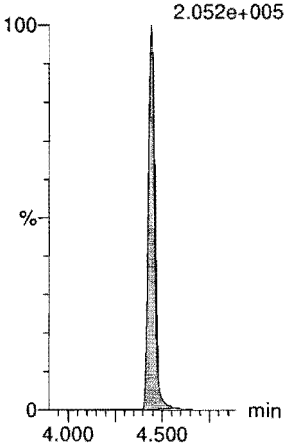

13C4-PFHpA
F17:MRM of 1 channel,ES-
367.2 > 321.8
8.613e+005

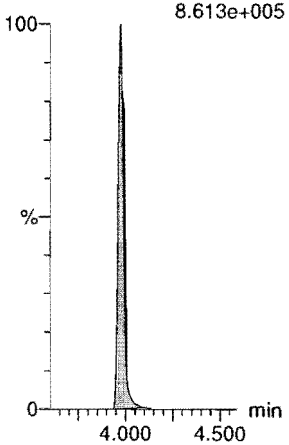

18O2-PFHxS
F20:MRM of 1 channel,ES-
403.0 > 102.6
8.474e+004



13C2-PFOA
F22:MRM of 1 channel,ES-
414.9 > 369.7
1.213e+006

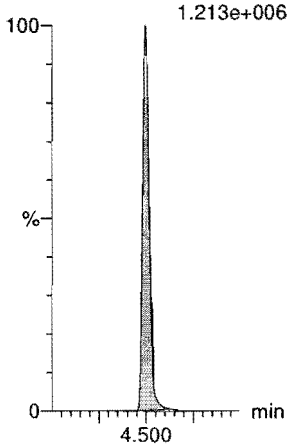

13C8-PFOS
F35:MRM of 1 channel,ES-
507.0 > 79.9
2.050e+005

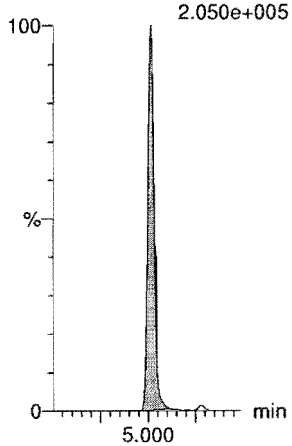

13C5-PFNA
F28:MRM of 1 channel,ES-
468.2 > 422.9
1.183e+006

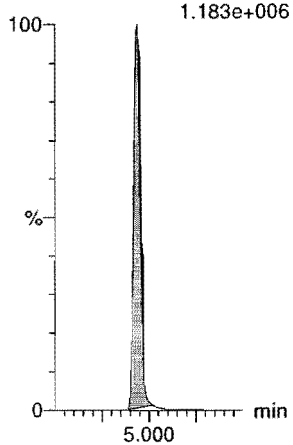

Dataset: Z:\Projects\PFAS.PRO\Results\180821M2\180821M2-CRV.qld

Last Altered: Tuesday, August 21, 2018 15:24:02 Pacific Daylight Time
Printed: Tuesday, August 21, 2018 15:28:05 Pacific Daylight Time

Name: 180821M2_7, Date: 21-Aug-2018, Time: 13:08:27, ID: ST180821M2-6 PFC CS3 18H0906, Description: PFC CS3 18H0906

PFOSA

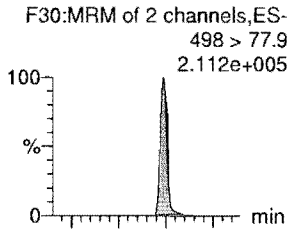

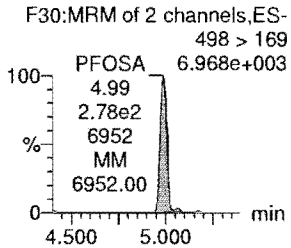

L-PFOS

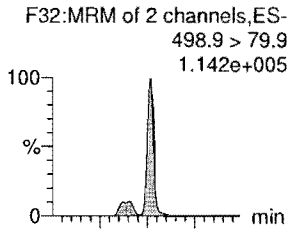

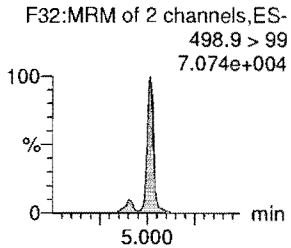

PFDA

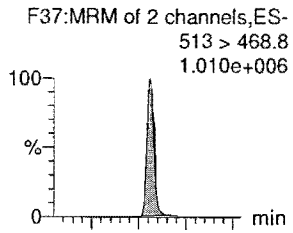

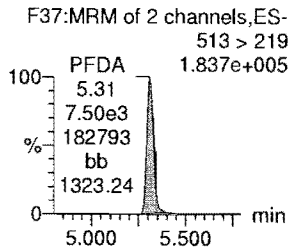

8:2 FTS

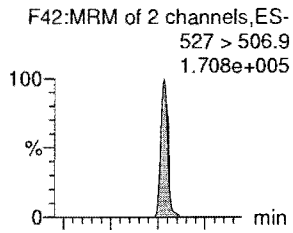

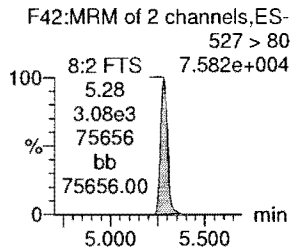

PFNS

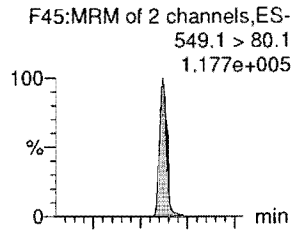

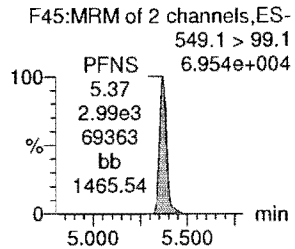

L-MeFOSAA

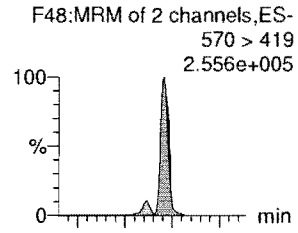

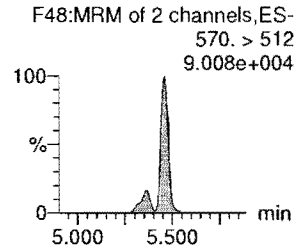

13C8-PFOSA

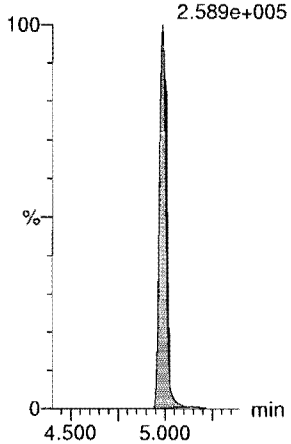

13C8-PFOS

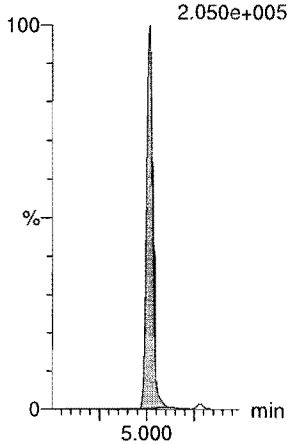

13C2-PFDA

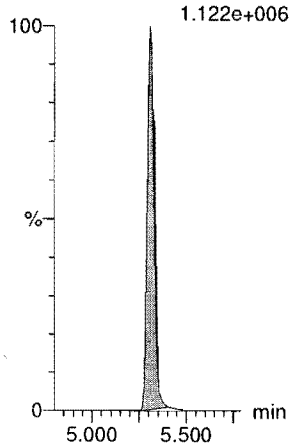

13C2-8:2 FTS

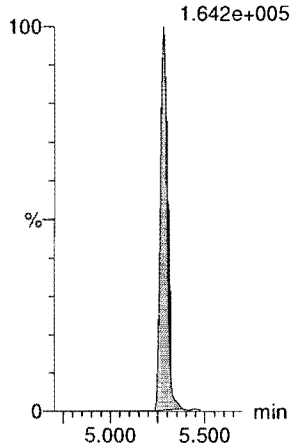

13C8-PFOS

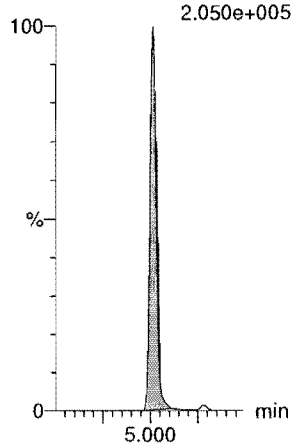

d3-N-MeFOSAA

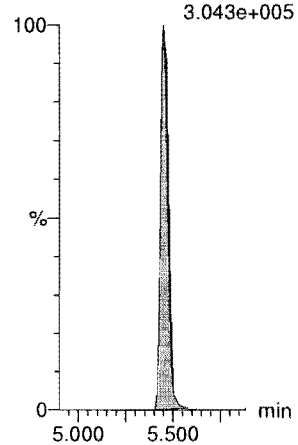

Dataset: Z:\Projects\PFAS.PRO\Results\180821M2\180821M2-CRV.qld

Last Altered: Tuesday, August 21, 2018 15:24:02 Pacific Daylight Time
Printed: Tuesday, August 21, 2018 15:28:05 Pacific Daylight Time

Name: 180821M2_7, Date: 21-Aug-2018, Time: 13:08:27, ID: ST180821M2-6 PFC CS3 18H0906, Description: PFC CS3 18H0906

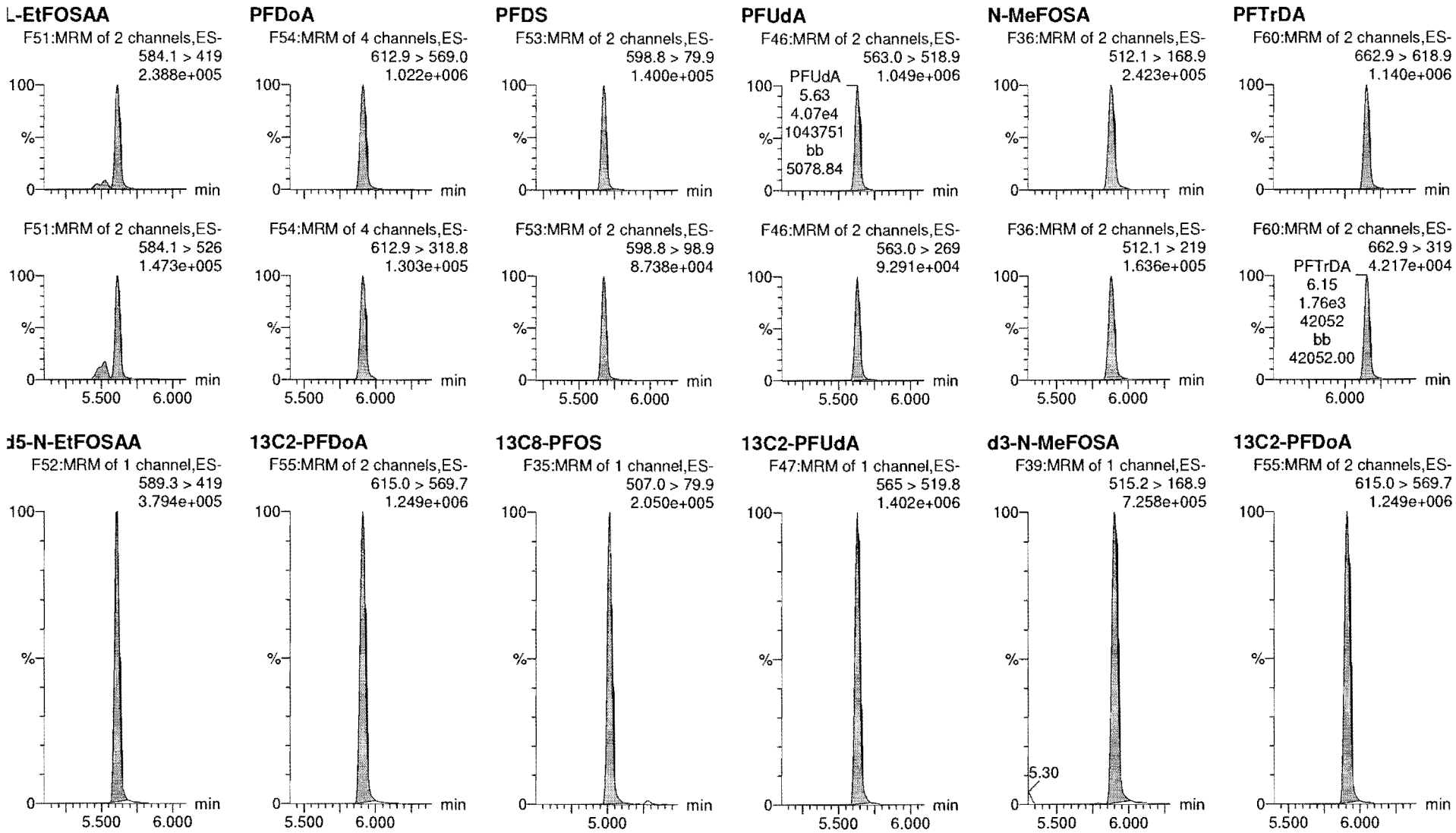

Dataset: Z:\Projects\PFAS.PRO\Results\180821M2\180821M2-CRV.qld

Last Altered: Tuesday, August 21, 2018 15:24:02 Pacific Daylight Time
Printed: Tuesday, August 21, 2018 15:28:05 Pacific Daylight Time

Name: 180821M2_7, Date: 21-Aug-2018, Time: 13:08:27, ID: ST180821M2-6 PFC CS3 18H0906, Description: PFC CS3 18H0906

PFTeDA

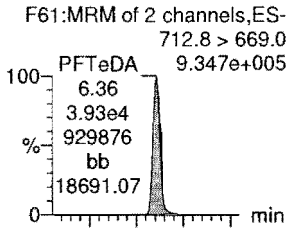

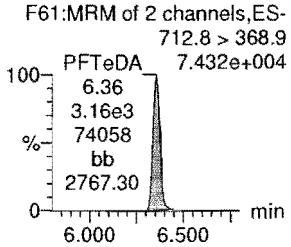

N-EtFOSA

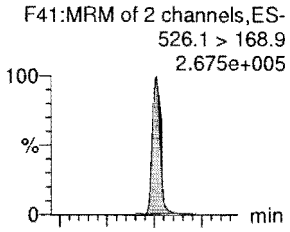

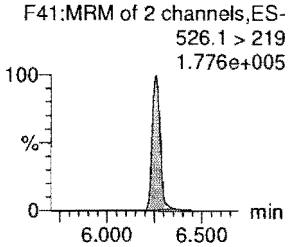

PFHxDA

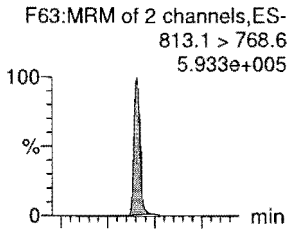

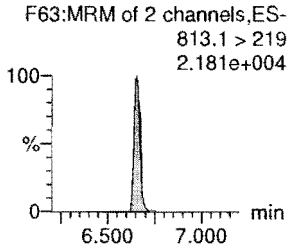

PFODA

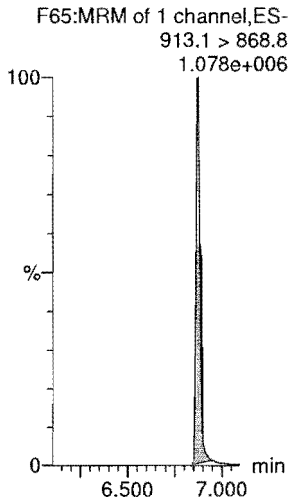

N-MeFOSE

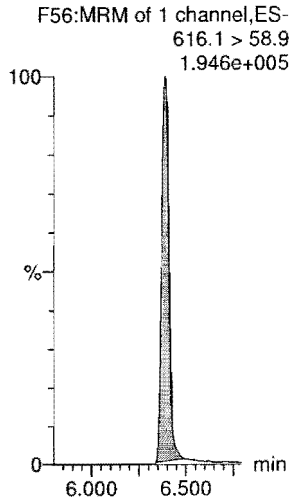

N-EtFOSE

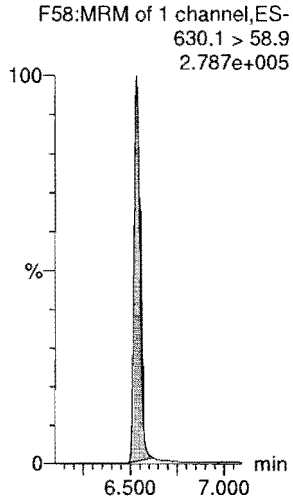

13C2-PFTeDA

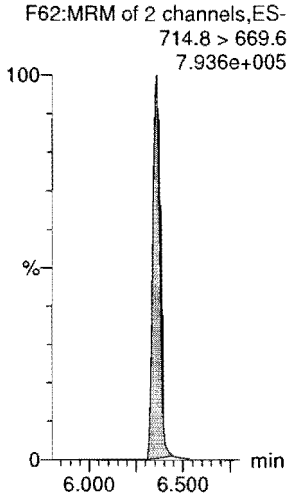

d5-N-ETFOSA

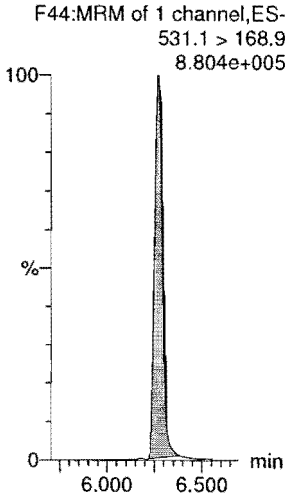

13C2-PFHxDA

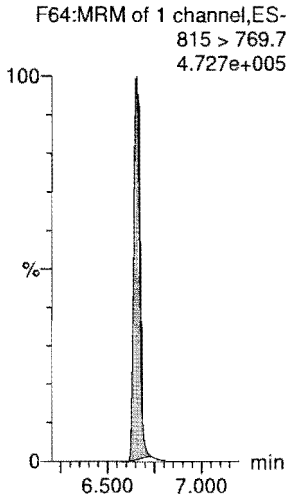

13C2-PFHxDA

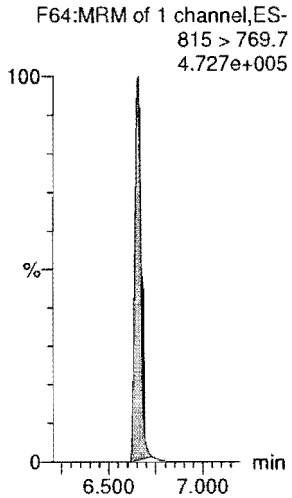

d7-N-MeFOSE

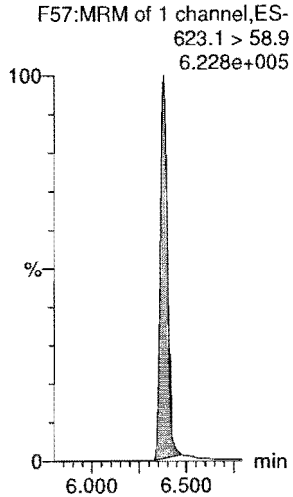

d9-N-EtFOSE

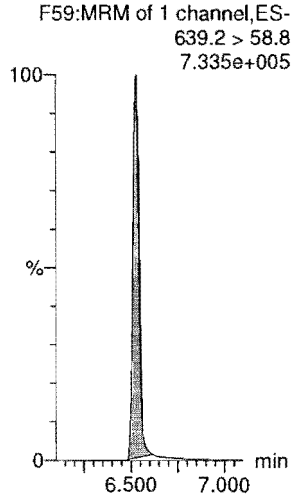

Dataset: Z:\Projects\PFAS.PRO\Results\180821M2\180821M2-CRV.qld

Last Altered: Tuesday, August 21, 2018 15:24:02 Pacific Daylight Time
Printed: Tuesday, August 21, 2018 15:28:05 Pacific Daylight Time

Name: 180821M2_7, Date: 21-Aug-2018, Time: 13:08:27, ID: ST180821M2-6 PFC CS3 18H0906, Description: PFC CS3 18H0906

13C4-PFBA

F4:MRM of 1 channel,ES-
217. > 172
3.724e+005

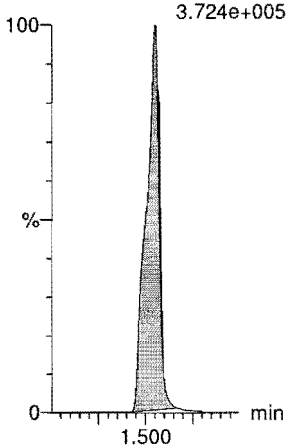

13C5-PFHxA

F11:MRM of 1 channel,ES-
318 > 272.9
1.233e+006

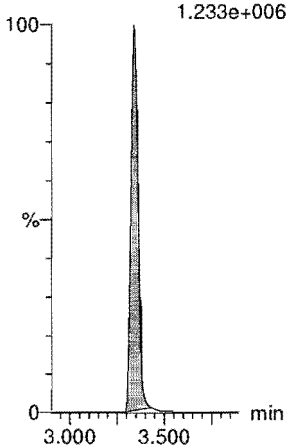

13C3-PFHxS

F19:MRM of 1 channel,ES-
401.8 > 79.9
1.804e+005

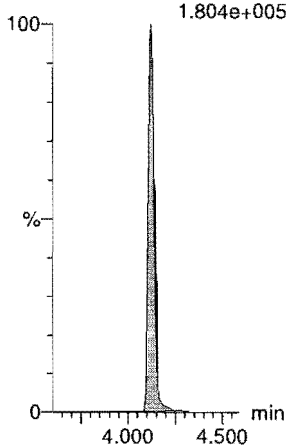

13C8-PFOA

F23:MRM of 1 channel,ES-
420.9 > 376
1.586e+006

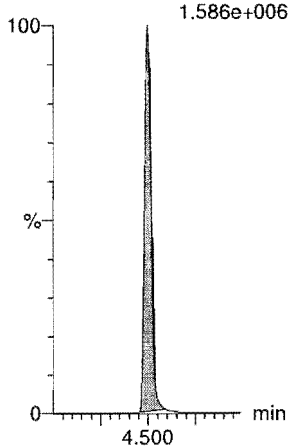

13C9-PFNA

F29:MRM of 1 channel,ES-
472.2 > 426.9
1.212e+006

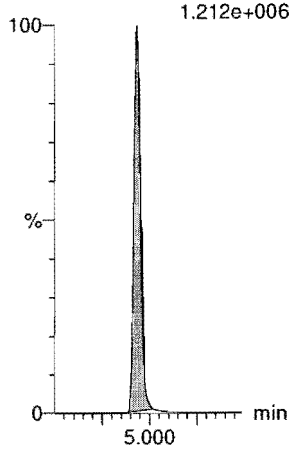

13C4-PFOS

F33:MRM of 1 channel,ES-
503 > 79.9
1.815e+005

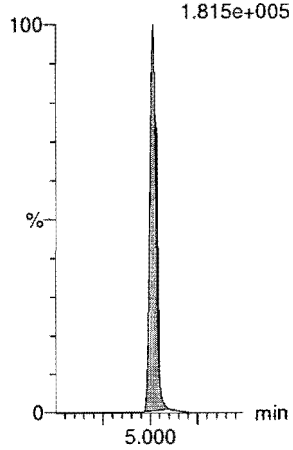

13C6-PFDA

F40:MRM of 1 channel,ES-
519.1 > 473.7
1.175e+006

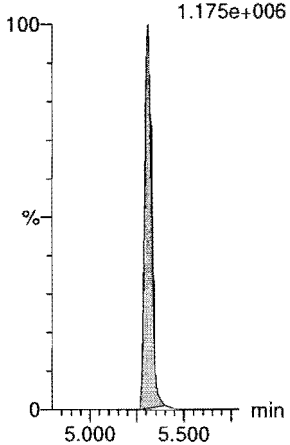

13C7-PFUdA

F49:MRM of 1 channel,ES-
570.1 > 524.8
1.451e+006

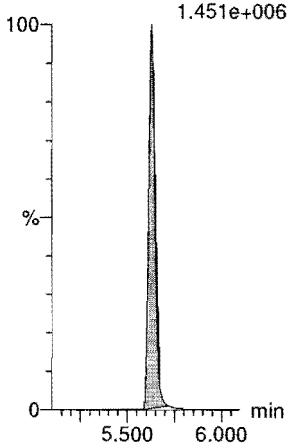

Dataset: Z:\Projects\PFAS.PRO\Results\180821M2\180821M2-CRV.qld

Last Altered: Tuesday, August 21, 2018 15:24:02 Pacific Daylight Time
Printed: Tuesday, August 21, 2018 15:28:05 Pacific Daylight Time

Name: 180821M2_8, Date: 21-Aug-2018, Time: 13:19:06, ID: ST180821M2-7 PFC CS4 18H0907, Description: PFC CS4 18H0907

PFBA

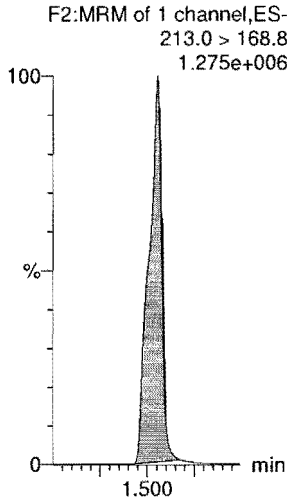

PFPeA

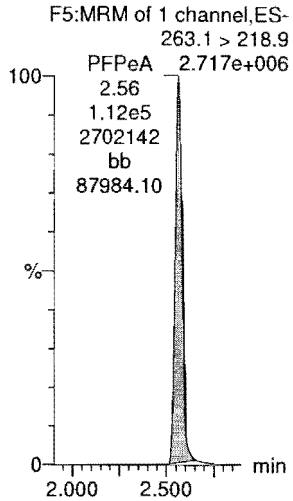

PFBS

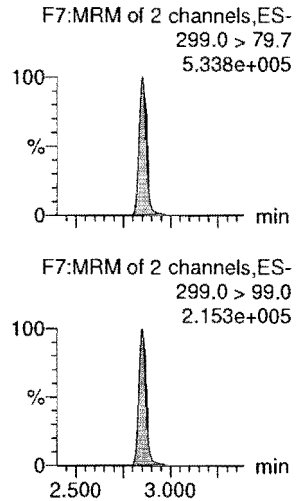

4:2 FTS

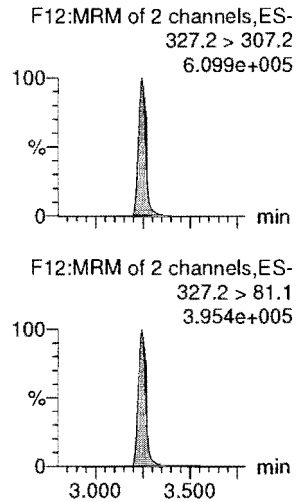

PFHxA

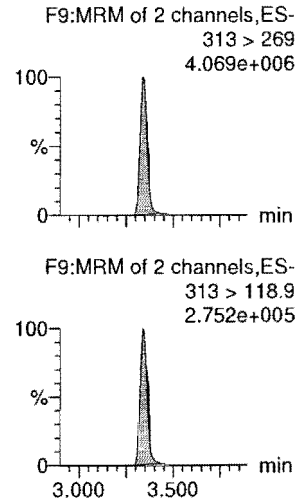

PFPeS

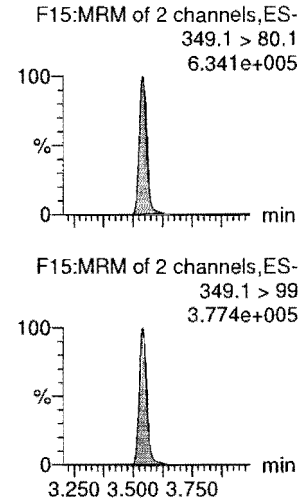

13C3-PFBA

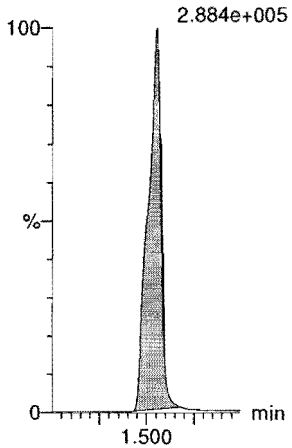

13C3-PFPeA

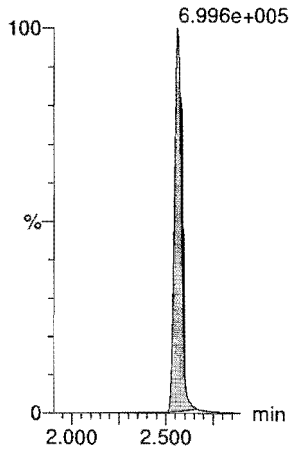

13C3-PFBS

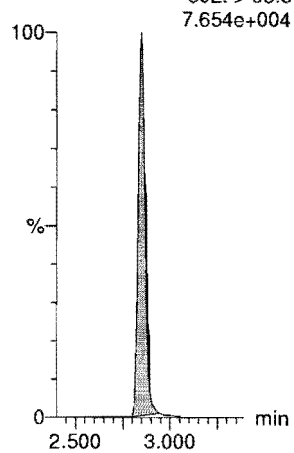

13C2-4:2 FTS

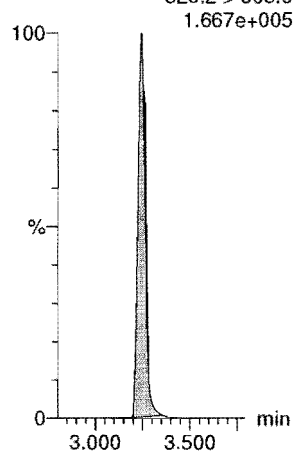

13C2-PFHxA

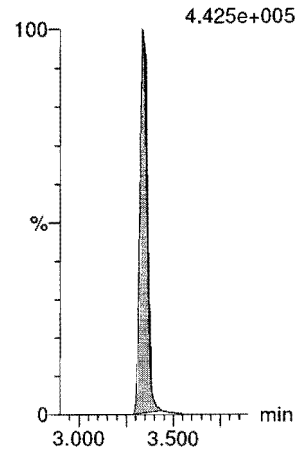

13C3-PFBS

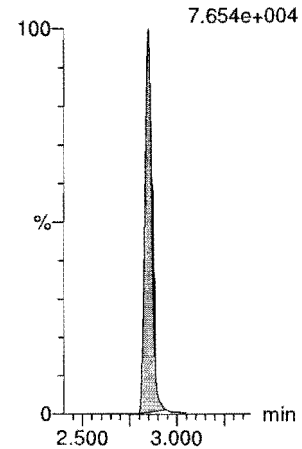

Dataset: Z:\Projects\PFAS.PRO\Results\180821M2\180821M2-CRV.qld

Last Altered: Tuesday, August 21, 2018 15:24:02 Pacific Daylight Time
Printed: Tuesday, August 21, 2018 15:28:05 Pacific Daylight Time

Name: 180821M2_8, Date: 21-Aug-2018, Time: 13:19:06, ID: ST180821M2-7 PFC CS4 18H0907, Description: PFC CS4 18H0907

6:2 FTS

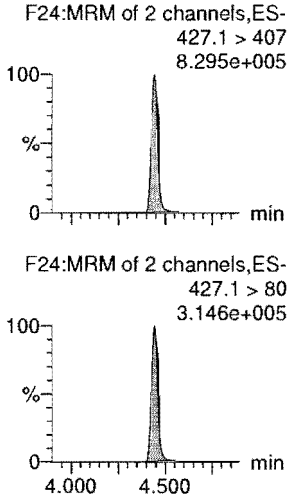

PFHpA

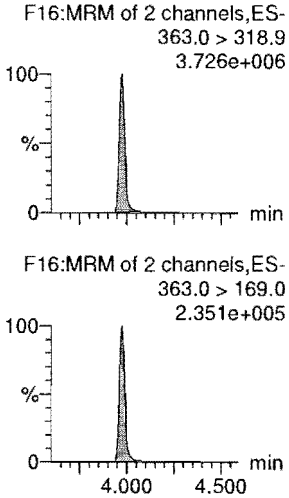

L-PFHxS

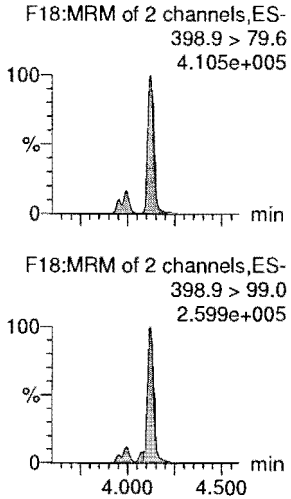

L-PFOA

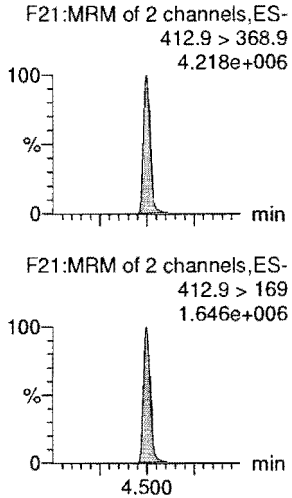

PFHpS

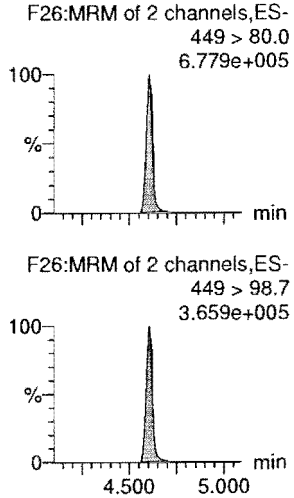

PFNA

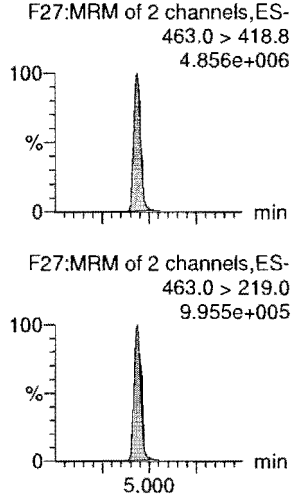

13C2-6:2 FTS



13C4-PFHpA

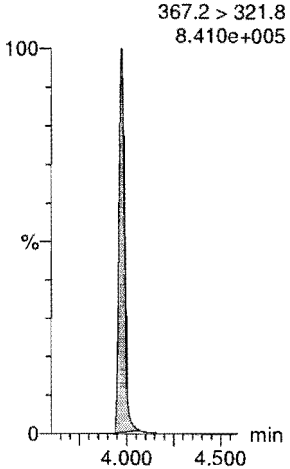

18O2-PFHxS

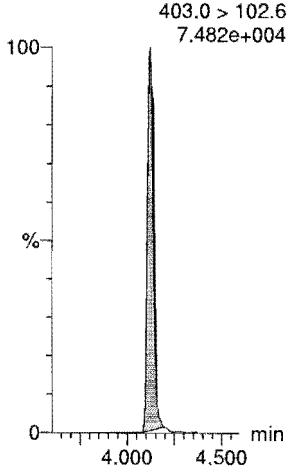

13C2-PFOA

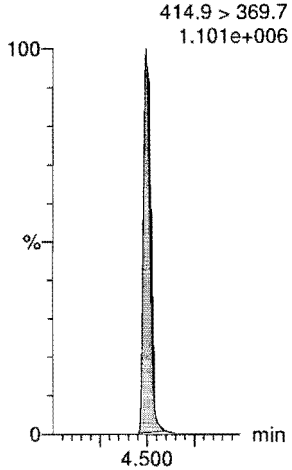

13C8-PFOS

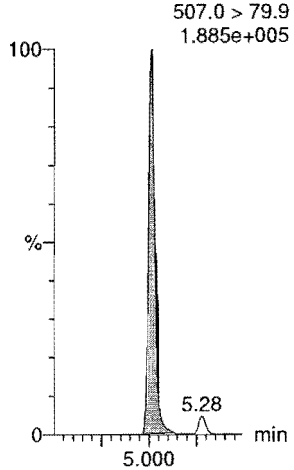

13C5-PFNA

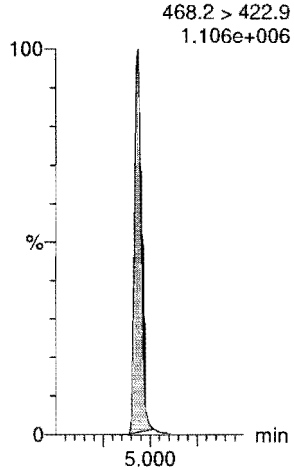

Dataset: Z:\Projects\PFAS.PRO\Results\180821M2\180821M2-CRV.qld

Last Altered: Tuesday, August 21, 2018 15:24:02 Pacific Daylight Time
Printed: Tuesday, August 21, 2018 15:28:05 Pacific Daylight Time

Name: 180821M2_8, Date: 21-Aug-2018, Time: 13:19:06, ID: ST180821M2-7 PFC CS4 18H0907, Description: PFC CS4 18H0907

PFOSA

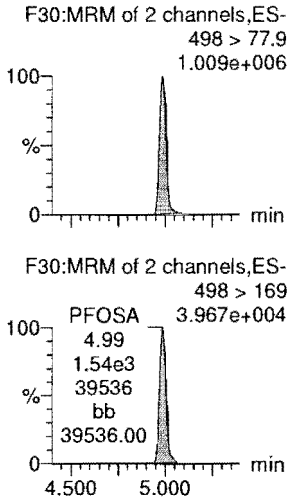

L-PFOS

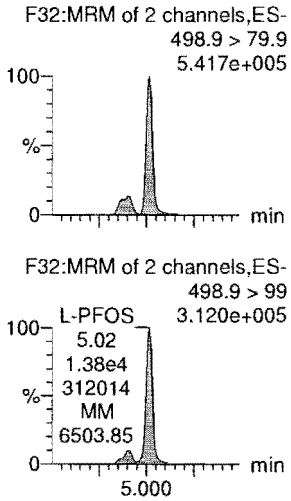

PFDA

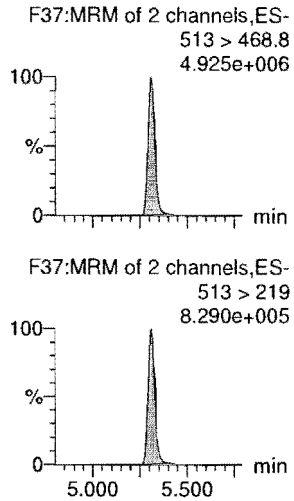

8:2 FTS

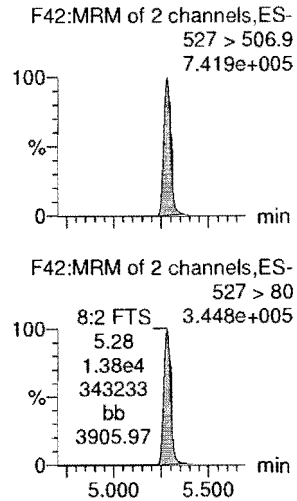

PFNS

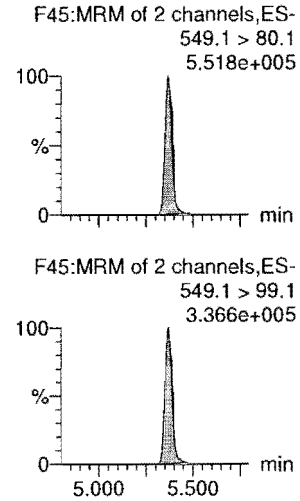

L-MeFOSAA

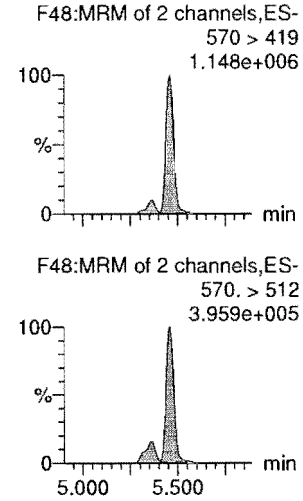

13C8-PFOSA

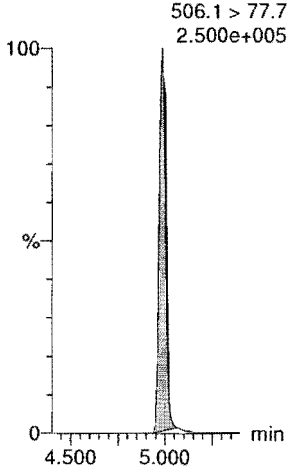

13C8-PFOS

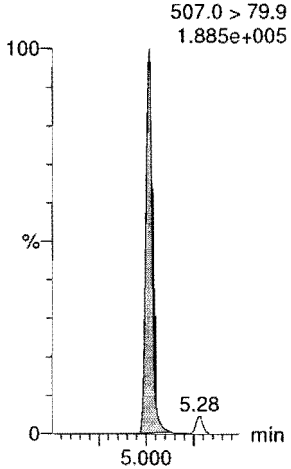

13C2-PFDA

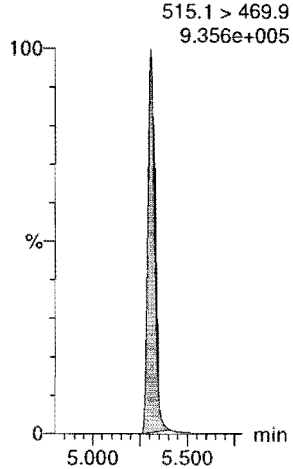

13C2-8:2 FTS

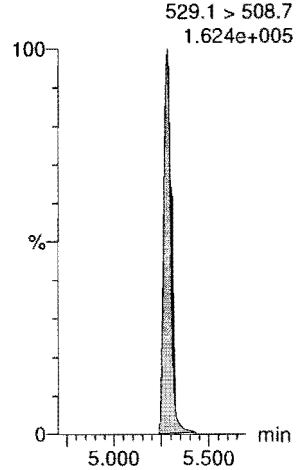

13C8-PFOS

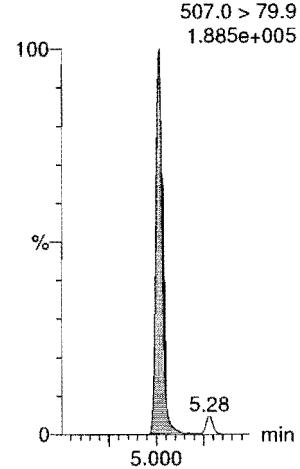

d3-N-MeFOSAA

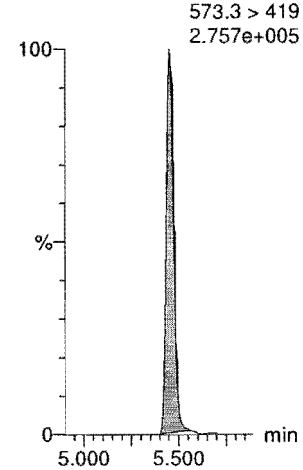

Dataset: Z:\Projects\PFAS.PRO\Results\180821M2\180821M2-CRV.qld

Last Altered: Tuesday, August 21, 2018 15:24:02 Pacific Daylight Time
Printed: Tuesday, August 21, 2018 15:28:05 Pacific Daylight Time

Name: 180821M2_8, Date: 21-Aug-2018, Time: 13:19:06, ID: ST180821M2-7 PFC CS4 18H0907, Description: PFC CS4 18H0907

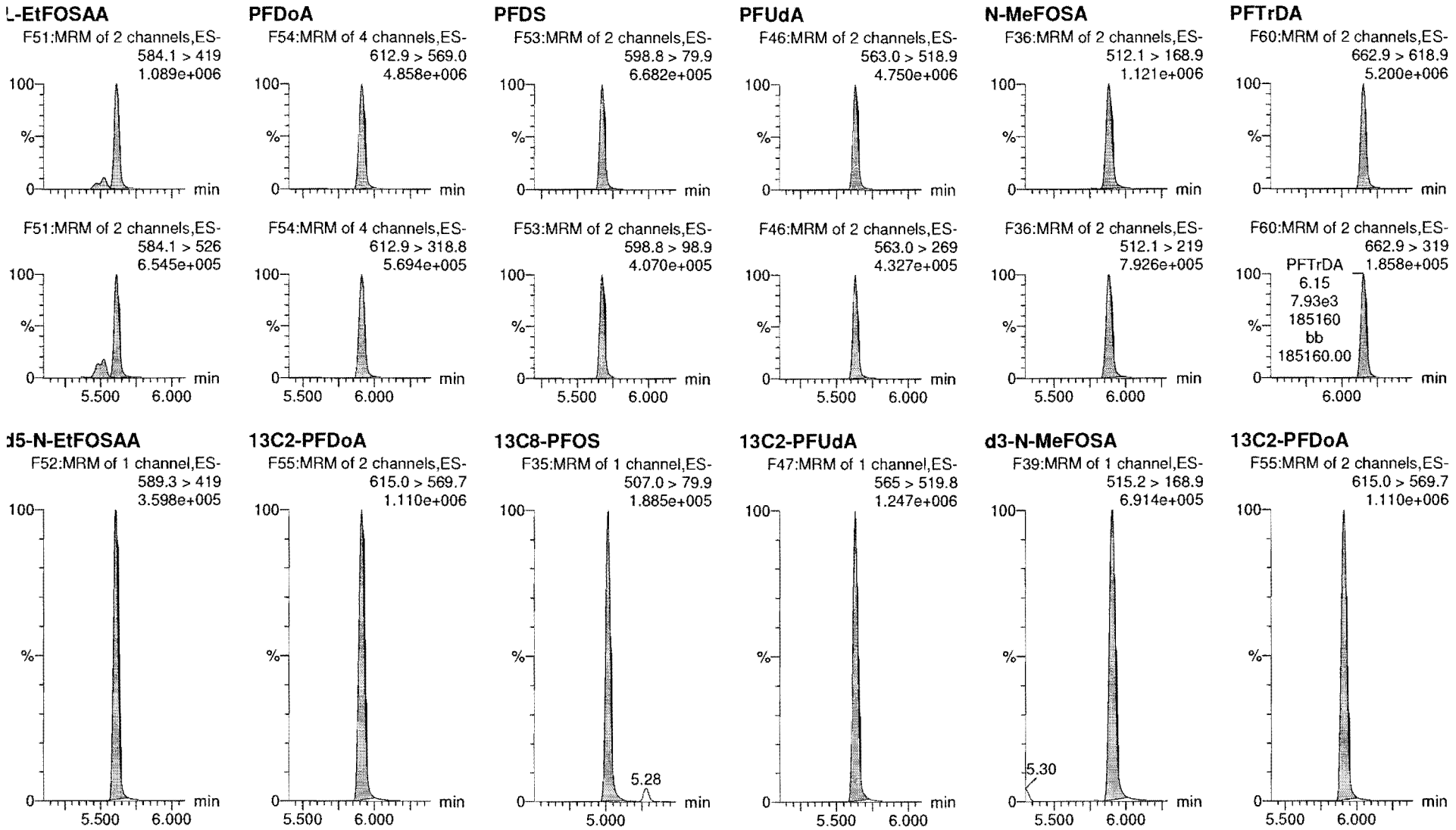

Dataset: Z:\Projects\PFAS.PRO\Results\180821M2\180821M2-CRV.qld

Last Altered: Tuesday, August 21, 2018 15:24:02 Pacific Daylight Time
Printed: Tuesday, August 21, 2018 15:28:05 Pacific Daylight Time

Name: 180821M2_8, Date: 21-Aug-2018, Time: 13:19:06, ID: ST180821M2-7 PFC CS4 18H0907, Description: PFC CS4 18H0907

PFTeDA

F61:MRM of 2 channels,ES-
712.8 > 669.0
4.235e+006

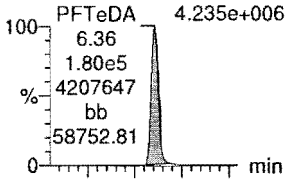

F61:MRM of 2 channels,ES-
712.8 > 368.9
3.643e+005

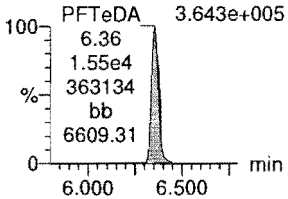

N-EtFOSA

F41:MRM of 2 channels,ES-
526.1 > 168.9
1.238e+006

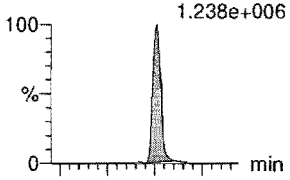

F41:MRM of 2 channels,ES-
526.1 > 219
8.079e+005

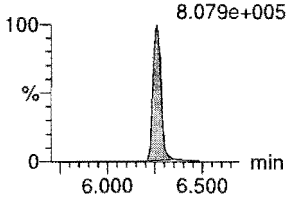

PFHxDA

F63:MRM of 2 channels,ES-
813.1 > 768.6
2.813e+006

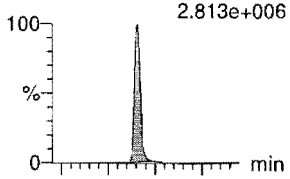

F63:MRM of 2 channels,ES-
813.1 > 219
9.601e+004

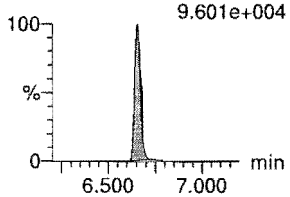

PFODA

F65:MRM of 1 channel,ES-
913.1 > 868.8
4.969e+006

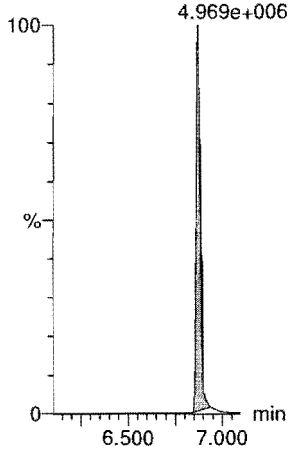

N-MeFOSE

F56:MRM of 1 channel,ES-
616.1 > 58.9
9.740e+005

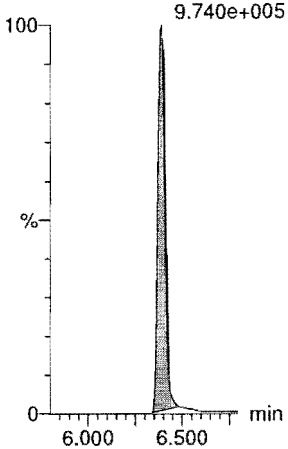

N-EtFOSE

F58:MRM of 1 channel,ES-
630.1 > 58.9
1.431e+006

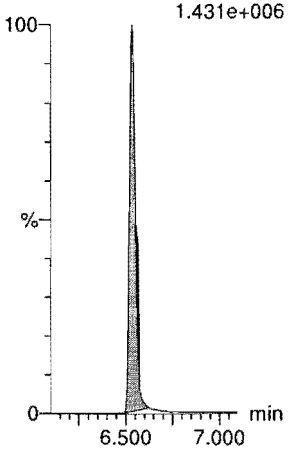

13C2-PFTeDA

F62:MRM of 2 channels,ES-
714.8 > 669.6
7.714e+005

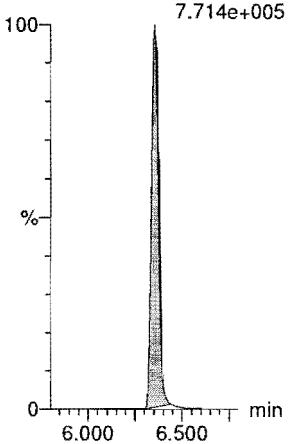

d5-N-ETFOSA

F44:MRM of 1 channel,ES-
531.1 > 168.9
8.476e+005

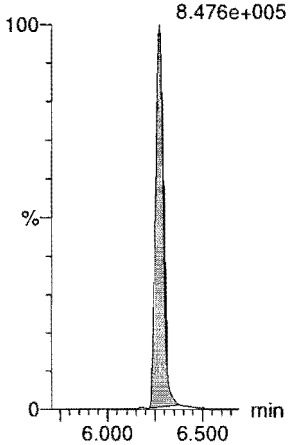

13C2-PFHxDA

F64:MRM of 1 channel,ES-
815 > 769.7
4.522e+005

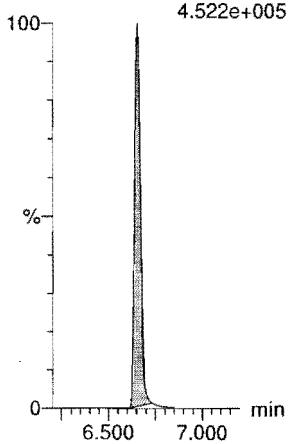

13C2-PFHxDA

F64:MRM of 1 channel,ES-
815 > 769.7
4.522e+005

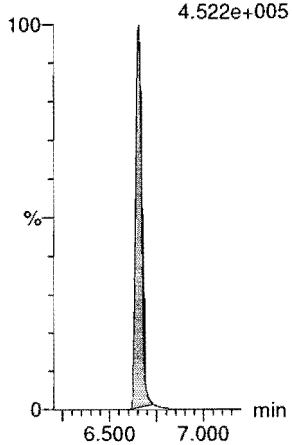

d7-N-MeFOSE

F57:MRM of 1 channel,ES-
623.1 > 58.9
5.604e+005

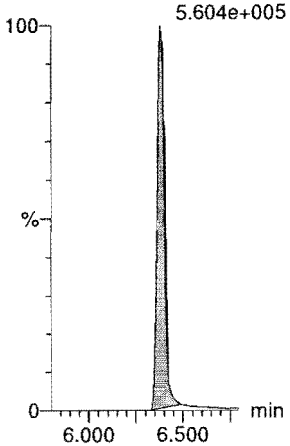

d9-N-EtFOSE

F59:MRM of 1 channel,ES-
639.2 > 58.8
7.491e+005

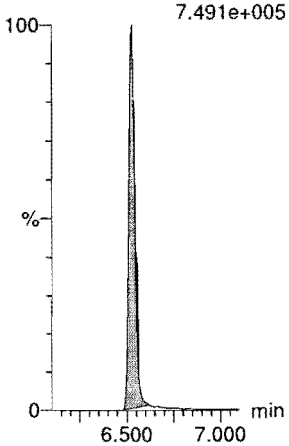

Dataset: Z:\Projects\PFAS.PRO\Results\180821M2\180821M2-CRV.qld

Last Altered: Tuesday, August 21, 2018 15:24:02 Pacific Daylight Time
Printed: Tuesday, August 21, 2018 15:28:05 Pacific Daylight Time

Name: 180821M2_8, Date: 21-Aug-2018, Time: 13:19:06, ID: ST180821M2-7 PFC CS4 18H0907, Description: PFC CS4 18H0907

13C4-PFBA

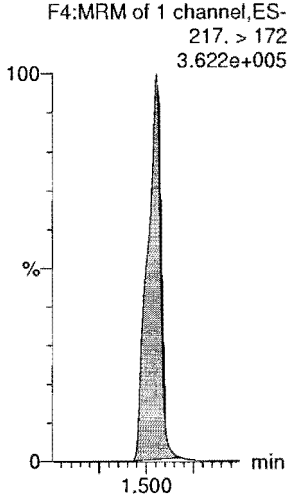

13C5-PFHxA

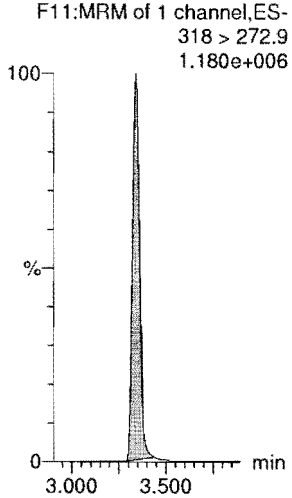

13C3-PFHxS

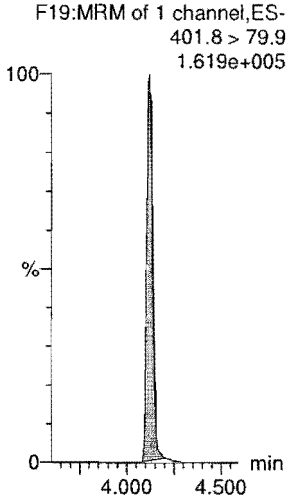

13C8-PFOA

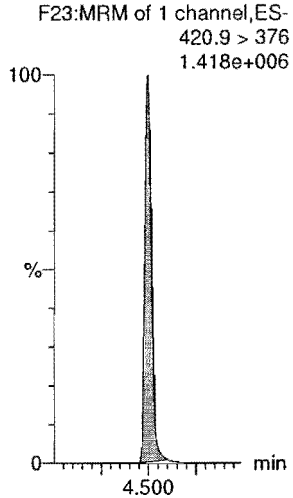

13C9-PFNA

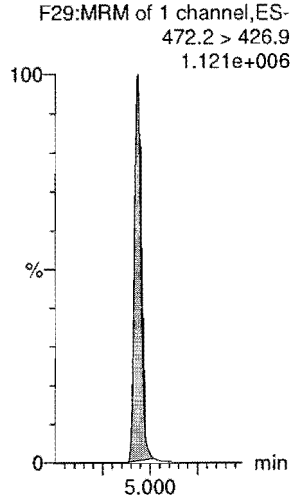

13C4-PFOS



13C6-PFDA

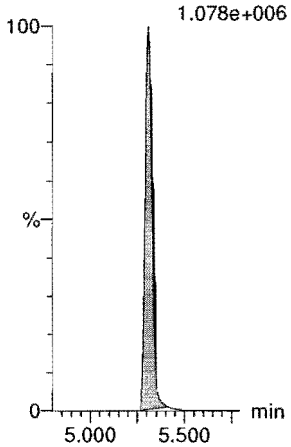

13C7-PFUdA

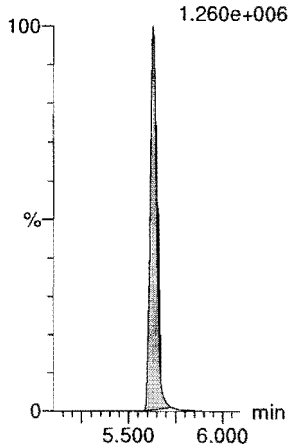

Dataset: Z:\Projects\PFAS.PRO\Results\180821M2\180821M2-CRV.qld

Last Altered: Tuesday, August 21, 2018 15:24:02 Pacific Daylight Time
Printed: Tuesday, August 21, 2018 15:28:05 Pacific Daylight Time

Name: 180821M2_9, Date: 21-Aug-2018, Time: 13:29:39, ID: ST180821M2-8 PFC CS5 18H0908, Description: PFC CS5 18H0908

PFBA

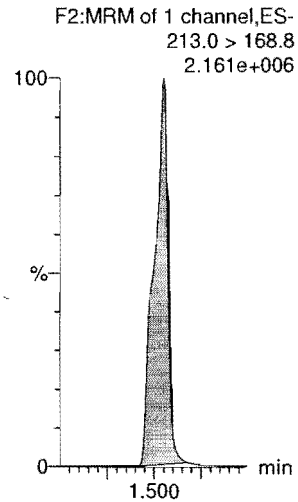

PFPeA

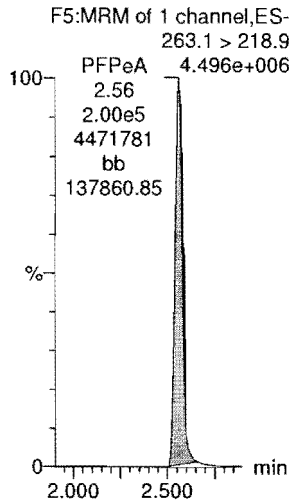

PFBS

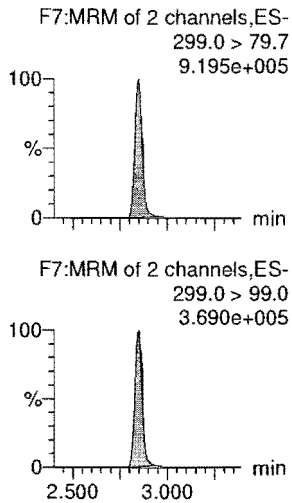

4:2 FTS

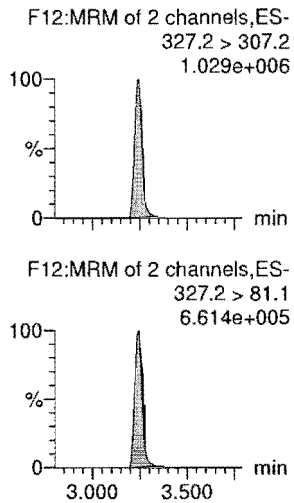

PFHxA

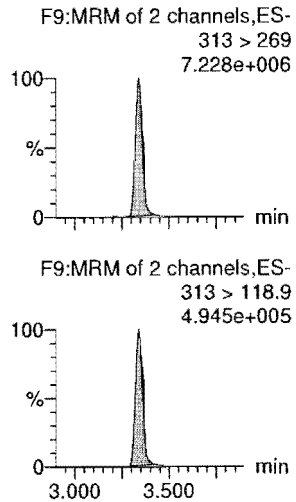

PFPeS

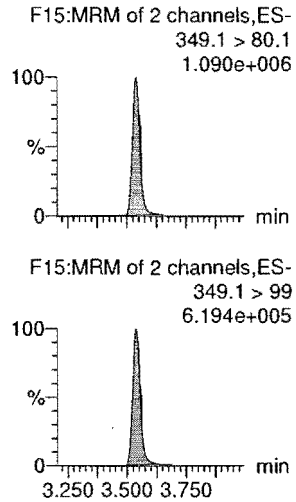

13C3-PFBA

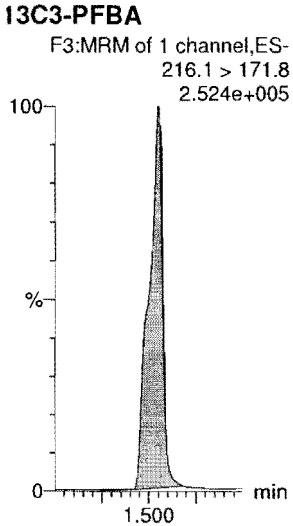

13C3-PFPeA

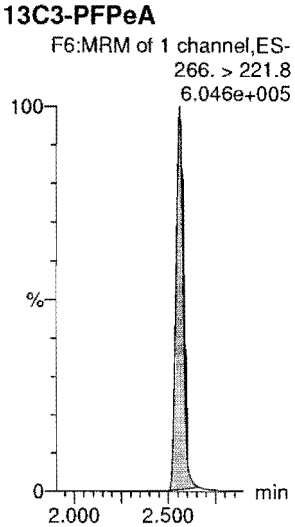

13C3-PFBS

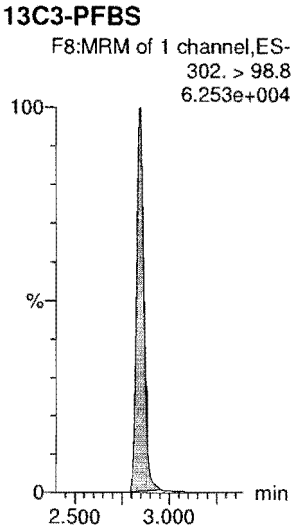

13C2-4:2 FTS

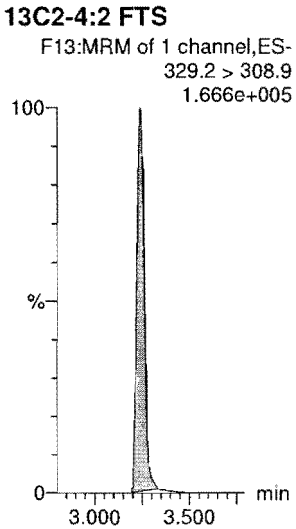

13C2-PFHxA

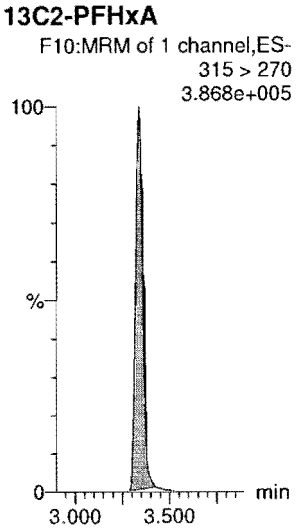

13C3-PFBS

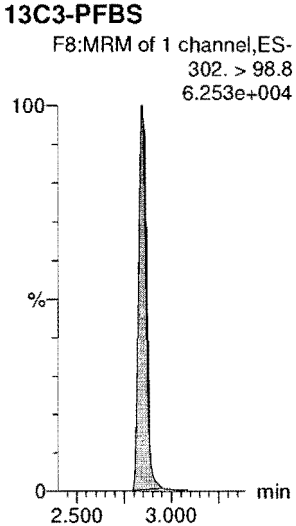

Dataset: Z:\Projects\PFAS.PRO\Results\180821M2\180821M2-CRV.qld

Last Altered: Tuesday, August 21, 2018 15:24:02 Pacific Daylight Time
Printed: Tuesday, August 21, 2018 15:28:05 Pacific Daylight Time

Name: 180821M2_9, Date: 21-Aug-2018, Time: 13:29:39, ID: ST180821M2-8 PFC CS5 18H0908, Description: PFC CS5 18H0908

6:2 FTS

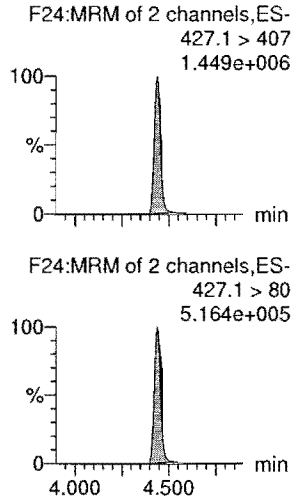

PFHpA

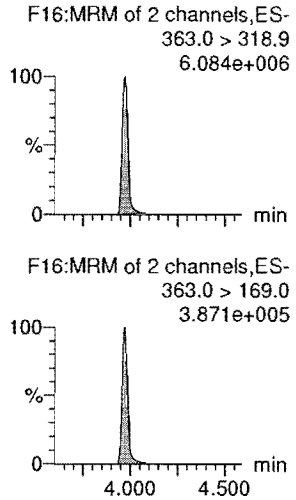

L-PFHxS

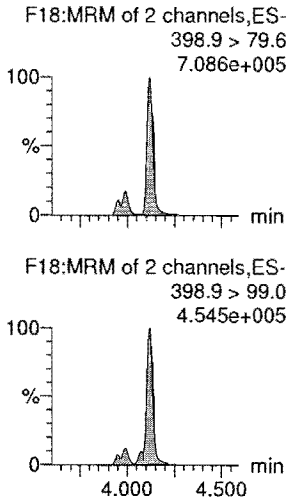

L-PFOA

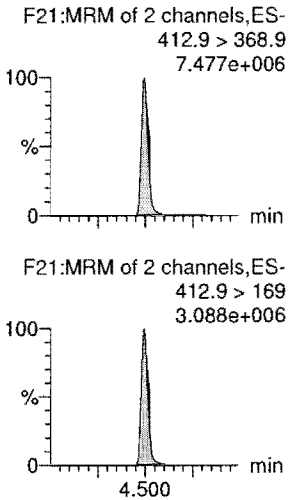

PFHpS

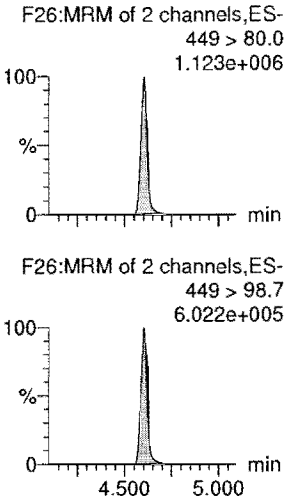

PFNA

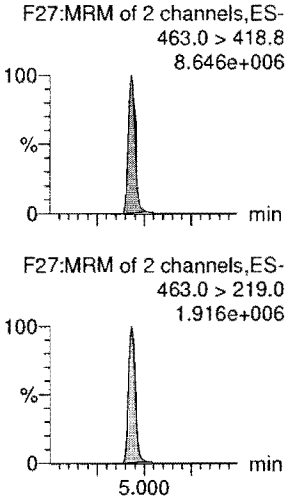

13C2-6:2 FTS

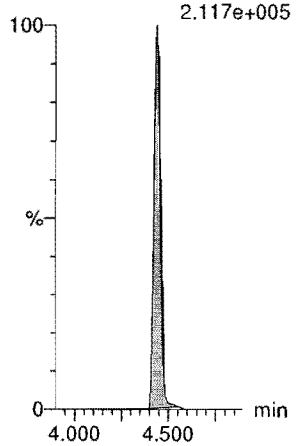

13C4-PFHpA

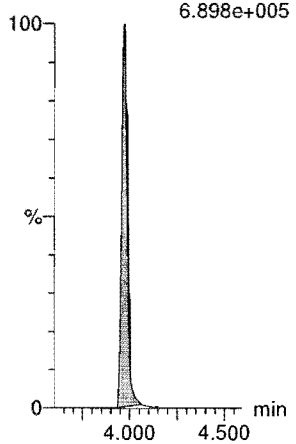

18O2-PFHxS

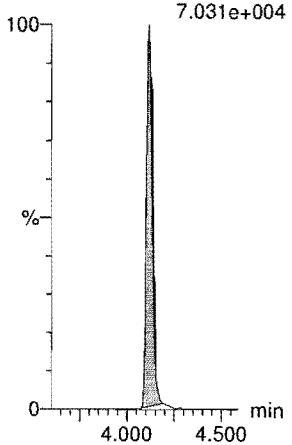

13C2-PFOA

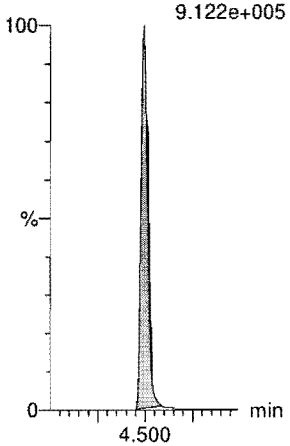

13C8-PFOS

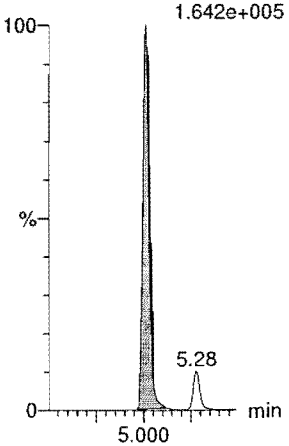

13C5-PFNA

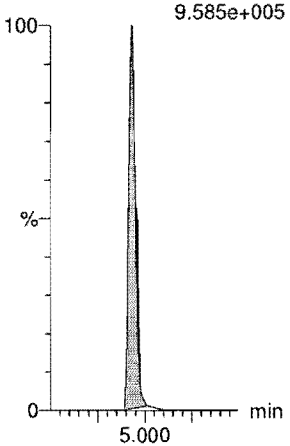

Dataset: Z:\Projects\PFAS.PRO\Results\180821M2\180821M2-CRV.qld

Last Altered: Tuesday, August 21, 2018 15:24:02 Pacific Daylight Time
Printed: Tuesday, August 21, 2018 15:28:05 Pacific Daylight Time

Name: 180821M2_9, Date: 21-Aug-2018, Time: 13:29:39, ID: ST180821M2-8 PFC CS5 18H0908, Description: PFC CS5 18H0908

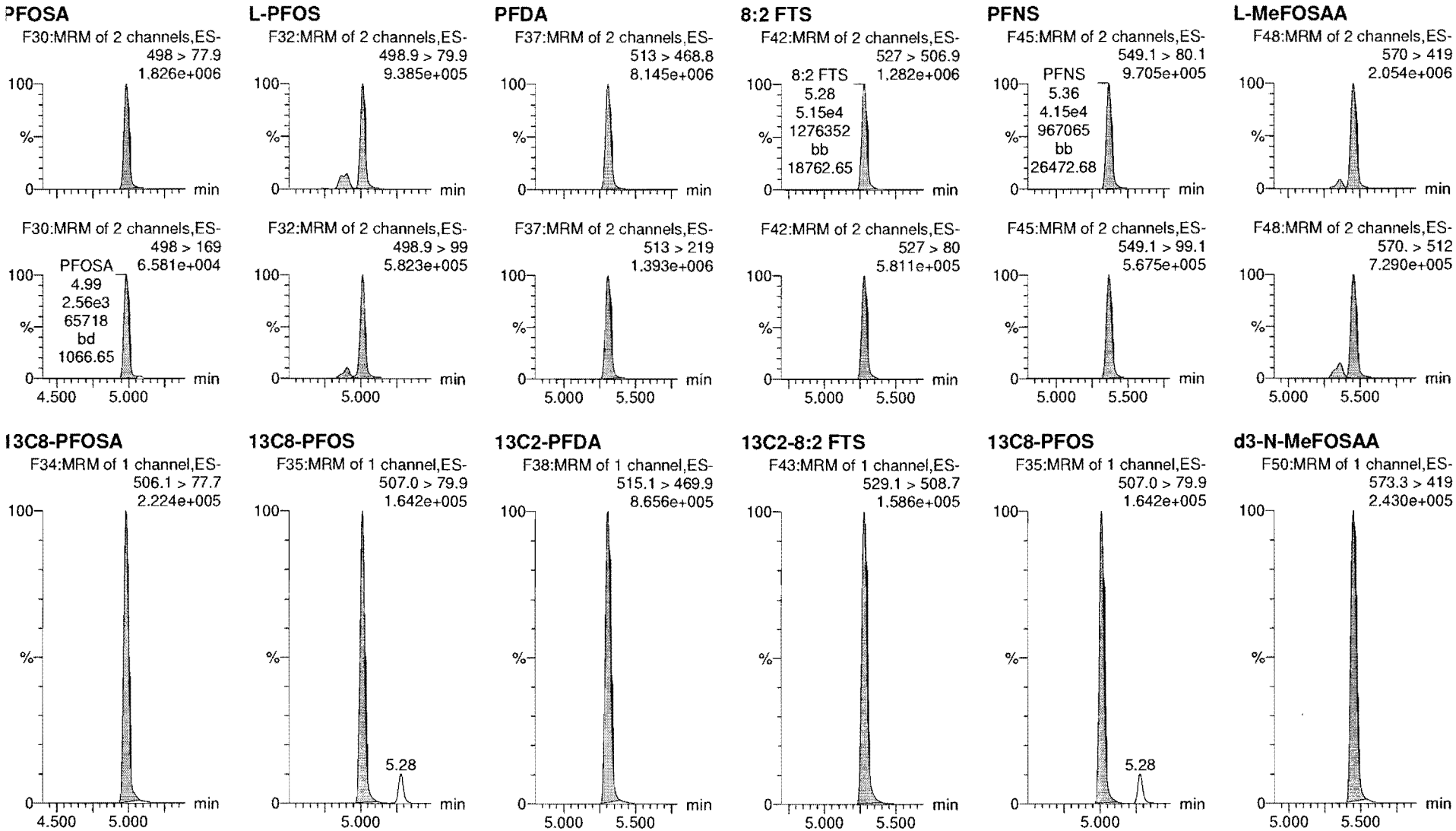

Dataset: Z:\Projects\PFAS.PRO\Results\180821M2\180821M2-CRV.qld

Last Altered: Tuesday, August 21, 2018 15:24:02 Pacific Daylight Time
Printed: Tuesday, August 21, 2018 15:28:05 Pacific Daylight Time

Name: 180821M2_9, Date: 21-Aug-2018, Time: 13:29:39, ID: ST180821M2-8 PFC CS5 18H0908, Description: PFC CS5 18H0908

L-EtFOSAA

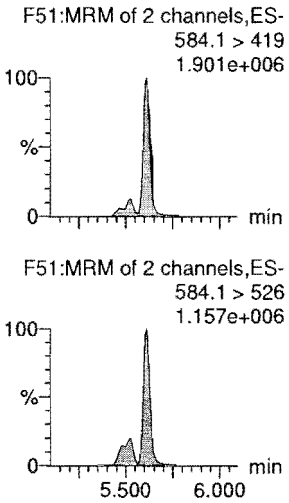

PFDoA

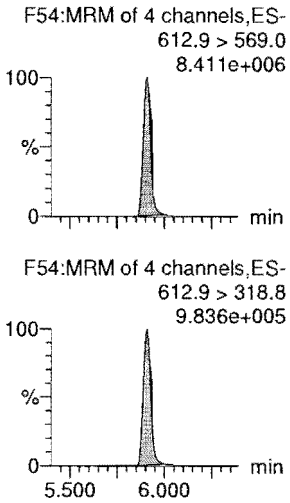

PFDS

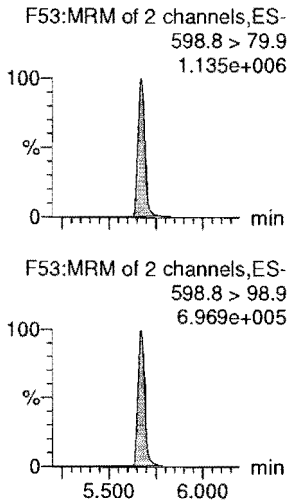

PFUdA

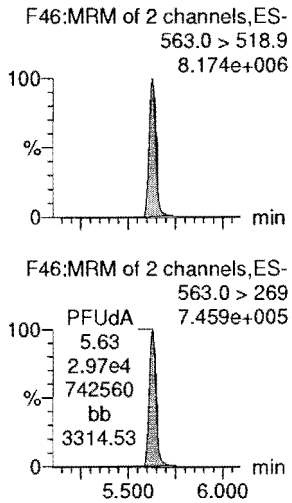

N-MeFOSA

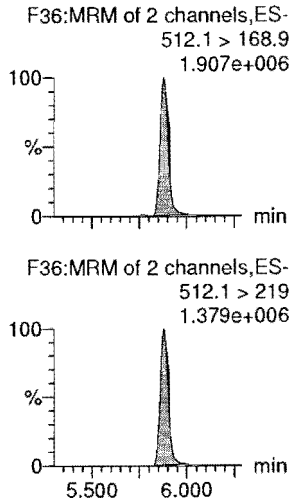

PFTrDA

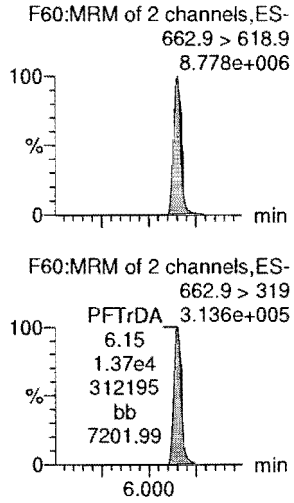

d5-N-EtFOSAA

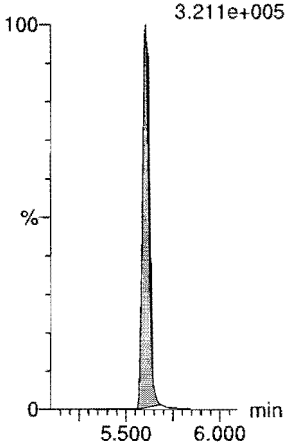

13C2-PFDoA

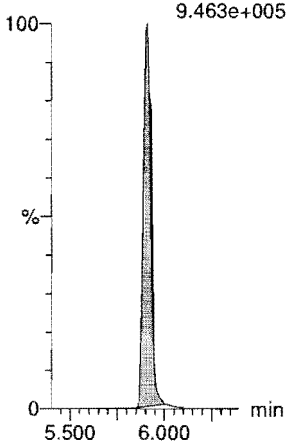

13C8-PFOS

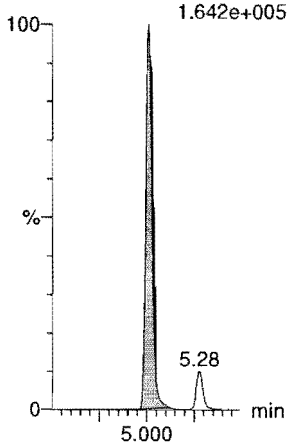

13C2-PFUdA

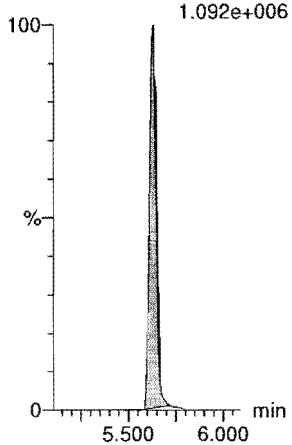

d3-N-MeFOSA

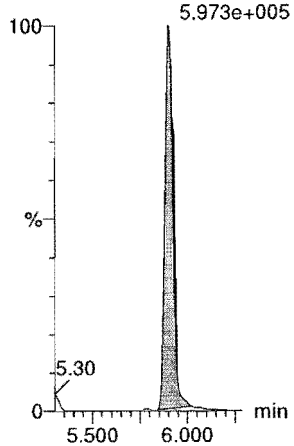

13C2-PFDoA

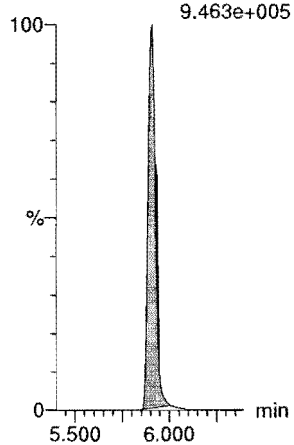

Dataset: Z:\Projects\PFAS.PRO\Results\180821M2\180821M2-CRV.qld

Last Altered: Tuesday, August 21, 2018 15:24:02 Pacific Daylight Time
Printed: Tuesday, August 21, 2018 15:28:05 Pacific Daylight Time

Name: 180821M2_9, Date: 21-Aug-2018, Time: 13:29:39, ID: ST180821M2-8 PFC CS5 18H0908, Description: PFC CS5 18H0908

PFTeDA

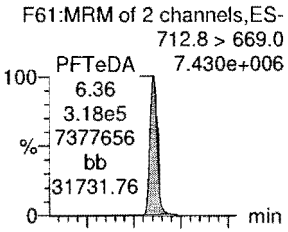

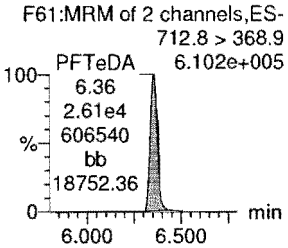

N-EtFOSA

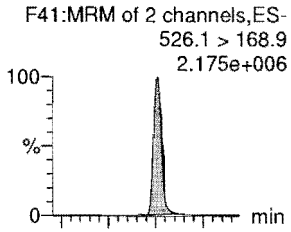

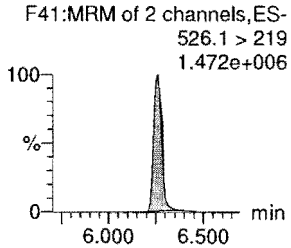

PFHxDA

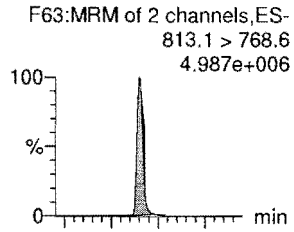

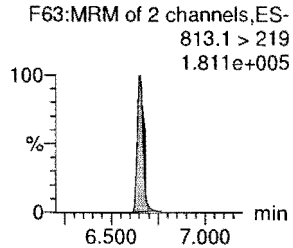

PFODA

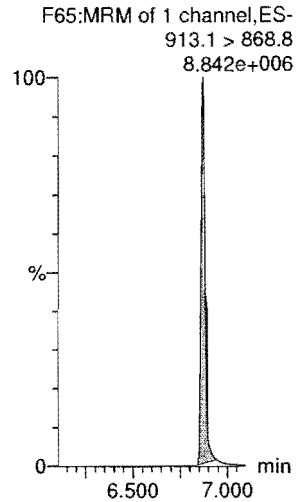

N-MeFOSE

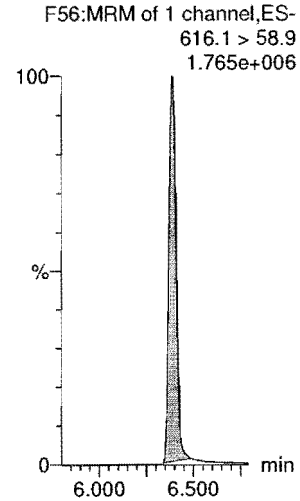

N-EtFOSE

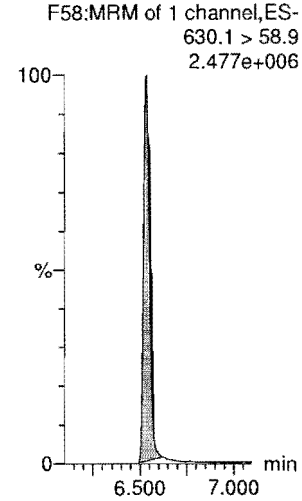

13C2-PFTeDA

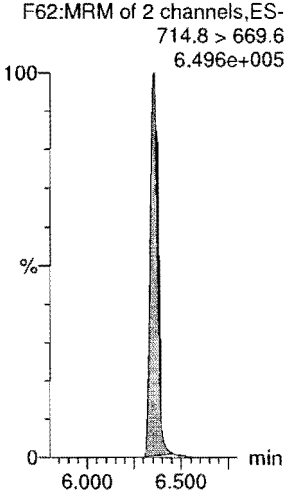

d5-N-ETFOSA

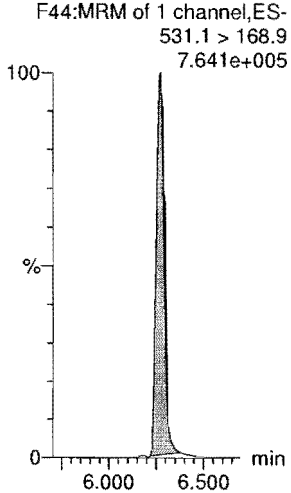

13C2-PFHxDA



13C2-PFHxDA

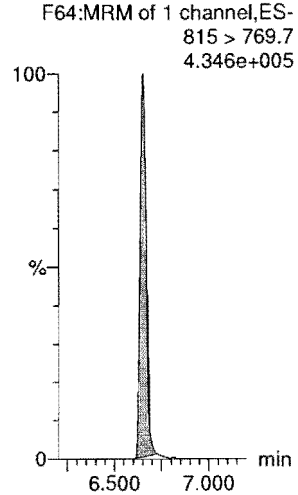

d7-N-MeFOSE

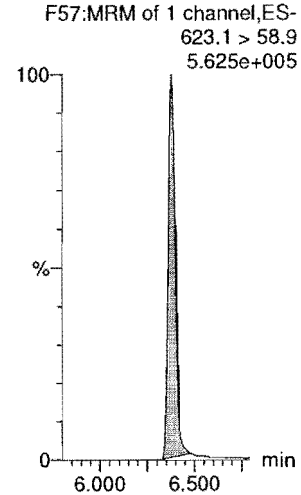

d9-N-EtFOSE

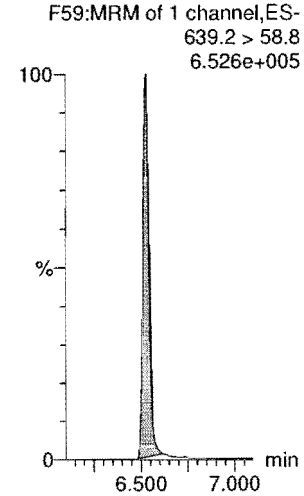

Dataset: Z:\Projects\PFAS.PRO\Results\180821M2\180821M2-CRV.qld

Last Altered: Tuesday, August 21, 2018 15:24:02 Pacific Daylight Time
Printed: Tuesday, August 21, 2018 15:28:05 Pacific Daylight Time

Name: 180821M2_9, Date: 21-Aug-2018, Time: 13:29:39, ID: ST180821M2-8 PFC CS5 18H0908, Description: PFC CS5 18H0908

13C4-PFBA

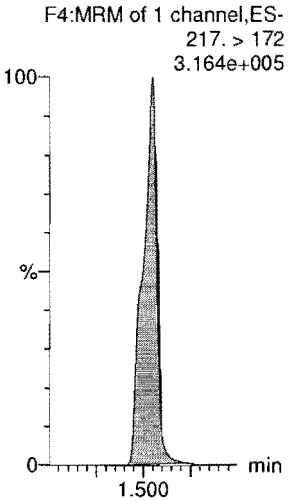

13C5-PFHxA

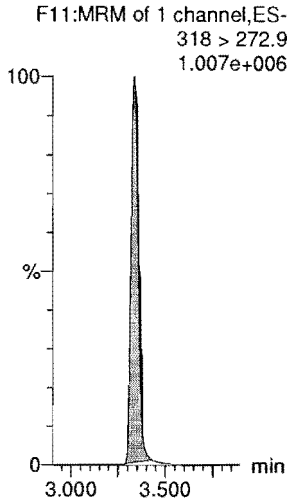

13C3-PFHxS

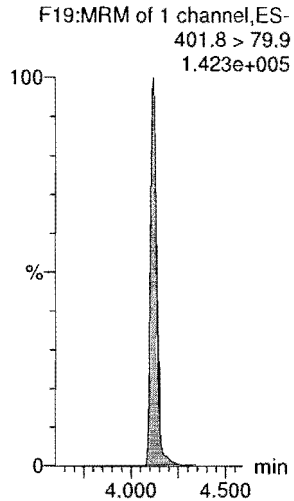

13C8-PFOA



13C9-PFNA

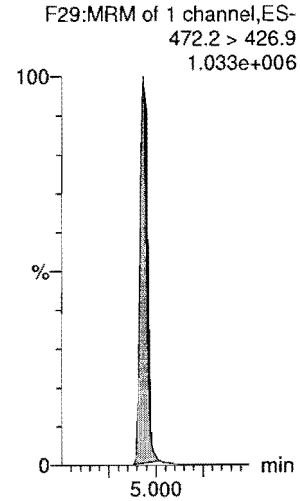

13C4-PFOS

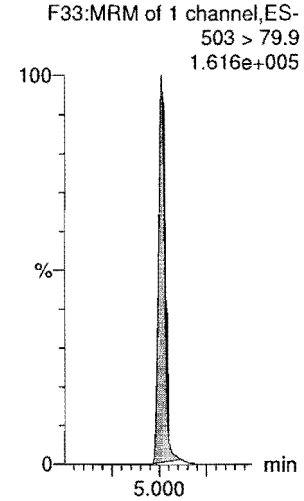

13C6-PFDA

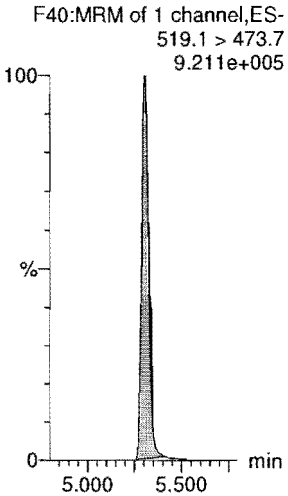

13C7-PFUdA

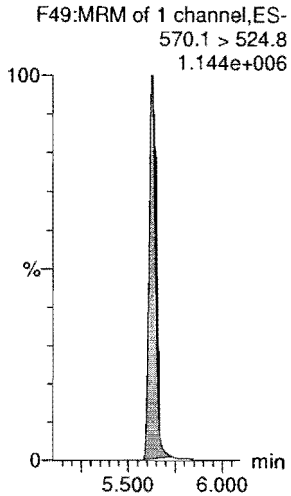

Dataset: Z:\Projects\PFAS.PRO\Results\180821M2\180821M2-CRV.qld

Last Altered: Tuesday, August 21, 2018 15:24:02 Pacific Daylight Time
Printed: Tuesday, August 21, 2018 15:28:05 Pacific Daylight Time

Name: 180821M2_10, Date: 21-Aug-2018, Time: 13:40:17, ID: ST180821M2-9 PFC CS6 18H0909, Description: PFC CS6 18H0909

PFBA

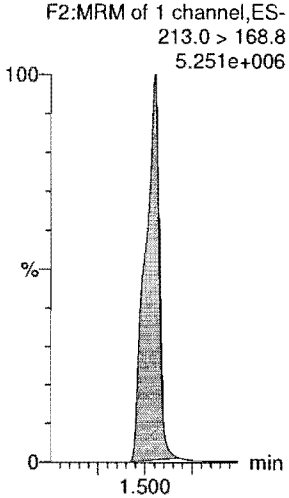

PFPeA

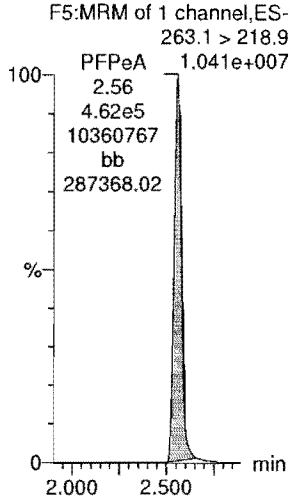

PFBS

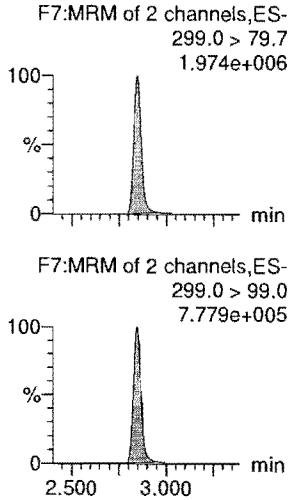

4:2 FTS

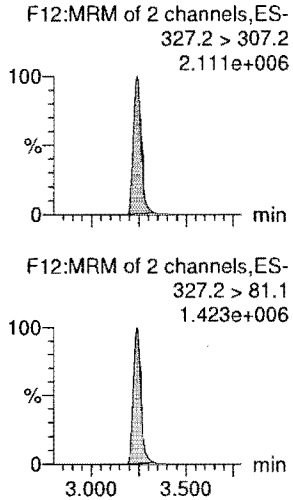

PFHxA

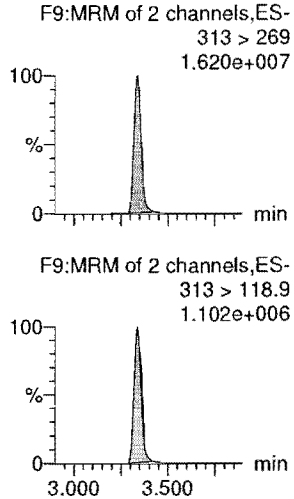

PFPeS

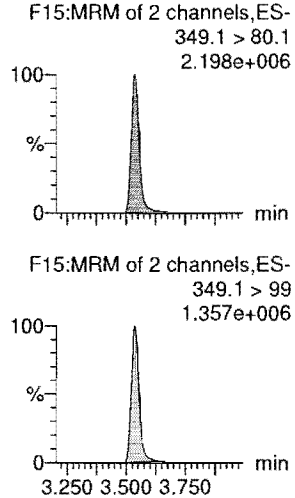

13C3-PFBA

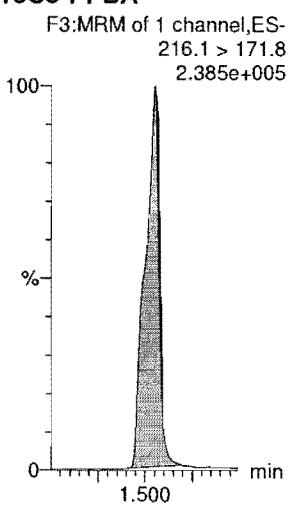

13C3-PFPeA

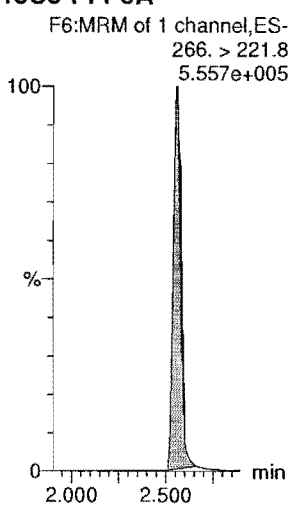

13C3-PFBS

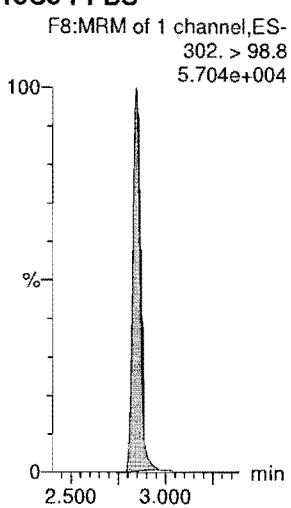

13C2-4:2 FTS

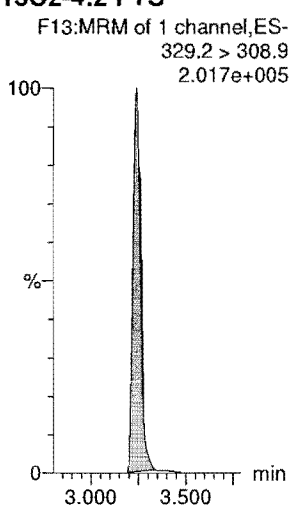

13C2-PFHxA

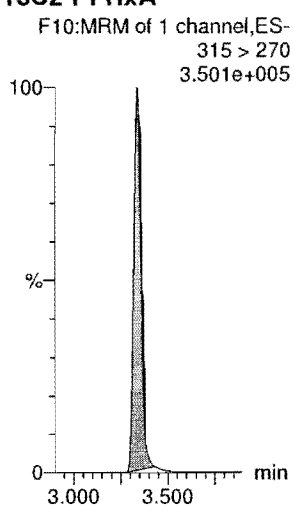

13C3-PFBS

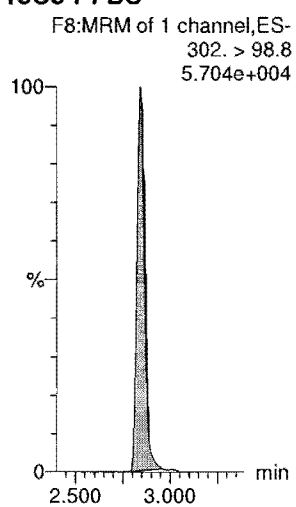

Dataset: Z:\Projects\PFAS.PRO\Results\180821M2\180821M2-CRV.qld

Last Altered: Tuesday, August 21, 2018 15:24:02 Pacific Daylight Time
Printed: Tuesday, August 21, 2018 15:28:05 Pacific Daylight Time

Name: 180821M2_10, Date: 21-Aug-2018, Time: 13:40:17, ID: ST180821M2-9 PFC CS6 18H0909, Description: PFC CS6 18H0909

6:2 FTS
F24:MRM of 2 channels,ES-
427.1 > 407
3.096e+006

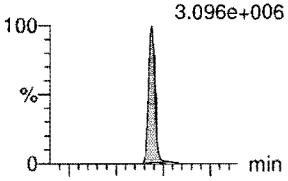

F24:MRM of 2 channels,ES-
427.1 > 80
1.130e+006

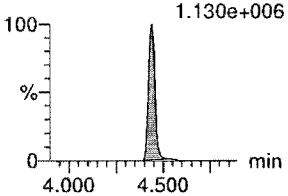

PFHpA
F16:MRM of 2 channels,ES-
363.0 > 318.9
1.400e+007

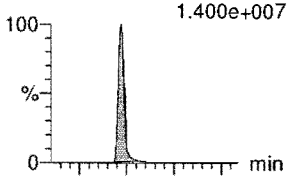

F16:MRM of 2 channels,ES-
363.0 > 169.0
8.606e+005

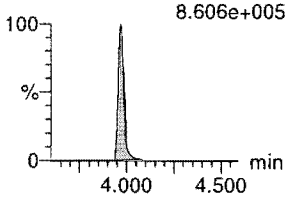

L-PFHxS
F18:MRM of 2 channels,ES-
398.9 > 79.6
1.609e+006

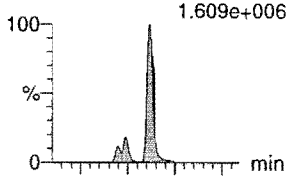

F18:MRM of 2 channels,ES-
398.9 > 99.0
9.972e+005

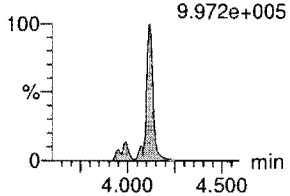

L-PFOA
F21:MRM of 2 channels,ES-
412.9 > 368.9
1.632e+007

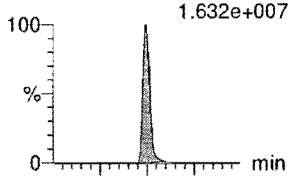

F21:MRM of 2 channels,ES-
412.9 > 169
6.828e+006

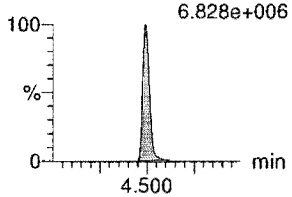

PFHpS
F26:MRM of 2 channels,ES-
449 > 80.0
2.424e+006

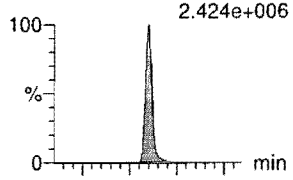

F26:MRM of 2 channels,ES-
449 > 98.7
1.276e+006

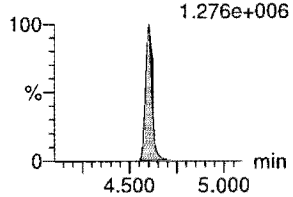

PFNA
F27:MRM of 2 channels,ES-
463.0 > 418.8
1.934e+007

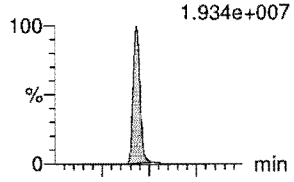

F27:MRM of 2 channels,ES-
463.0 > 219.0
4.059e+006

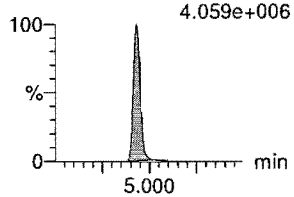

13C2-6:2 FTS
F25:MRM of 1 channel,ES-
429.1 > 408.9
2.614e+005



13C4-PFHpA
F17:MRM of 1 channel,ES-
367.2 > 321.8
6.209e+005

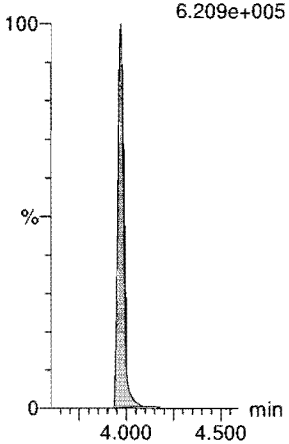

18O2-PFHxS
F20:MRM of 1 channel,ES-
403.0 > 102.6
5.842e+004

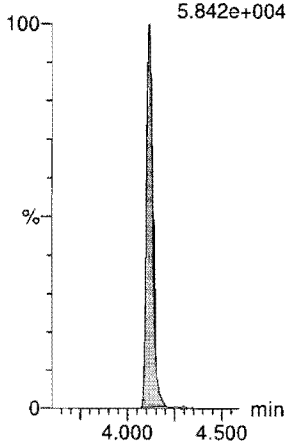

13C2-PFOA
F22:MRM of 1 channel,ES-
414.9 > 369.7
9.117e+005

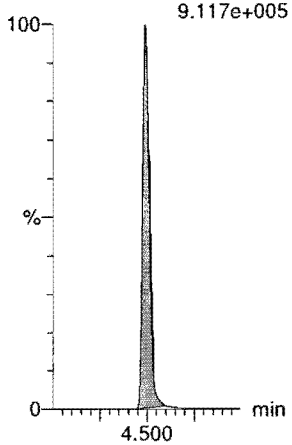

13C8-PFOS
F35:MRM of 1 channel,ES-
507.0 > 79.9
1.463e+005

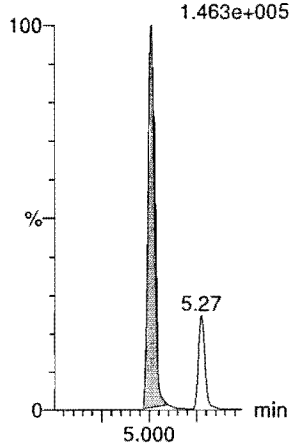

13C5-PFNA
F28:MRM of 1 channel,ES-
468.2 > 422.9
8.435e+005

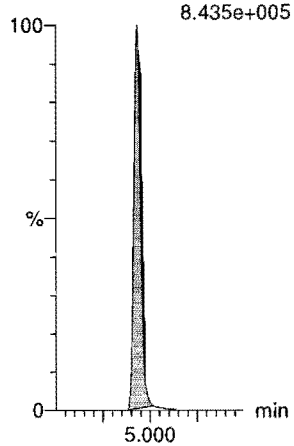

Dataset: Z:\Projects\PFAS.PRO\Results\180821M2\180821M2-CRV.qld

Last Altered: Tuesday, August 21, 2018 15:24:02 Pacific Daylight Time
Printed: Tuesday, August 21, 2018 15:28:05 Pacific Daylight Time

Name: 180821M2_10, Date: 21-Aug-2018, Time: 13:40:17, ID: ST180821M2-9 PFC CS6 18H0909, Description: PFC CS6 18H0909

PFOSA

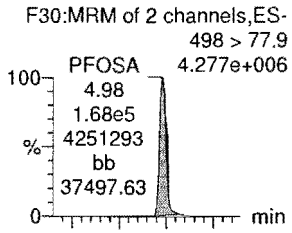

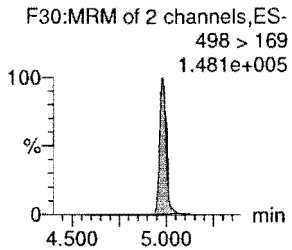

L-PFOS

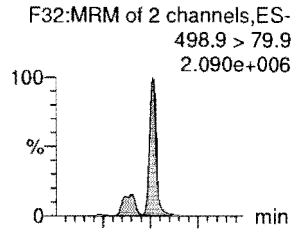

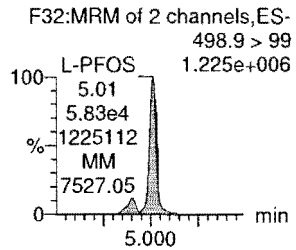

PFDA

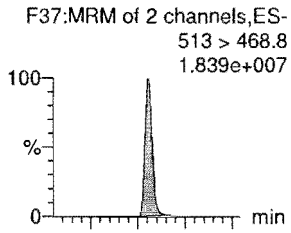

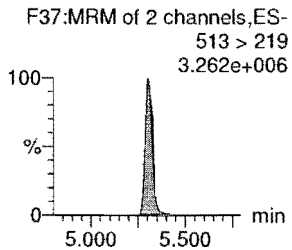

8:2 FTS

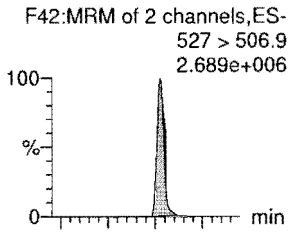

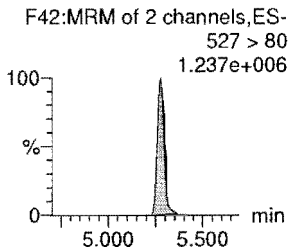

PFNS

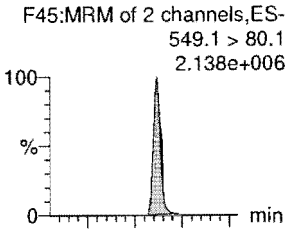

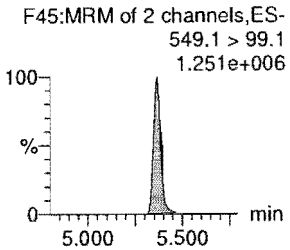

L-MeFOSAA

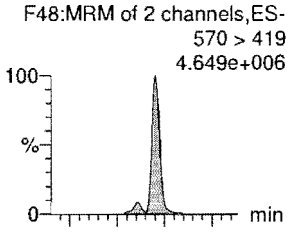

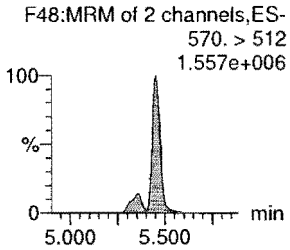

13C8-PFOSA

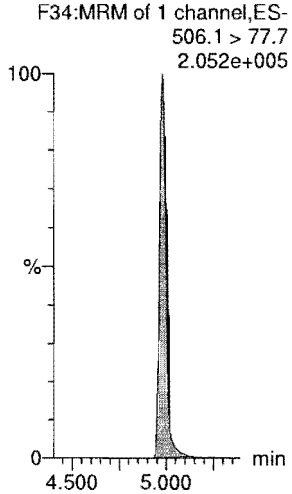

13C8-PFOS

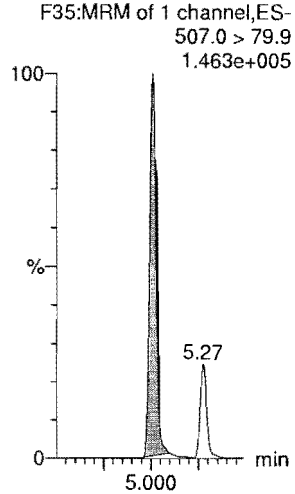

13C2-PFDA

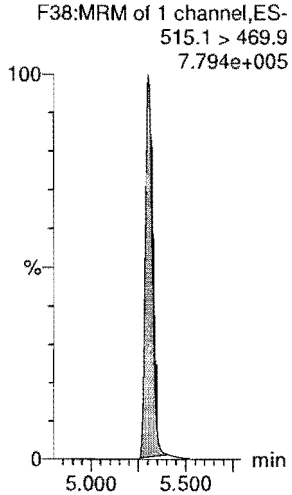

13C2-8:2 FTS

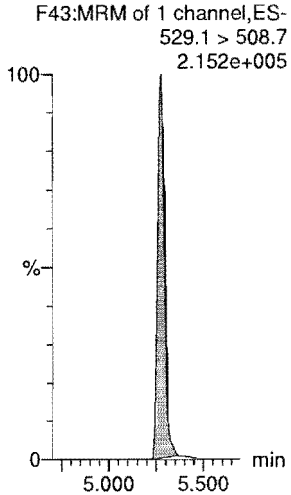

13C8-PFOS

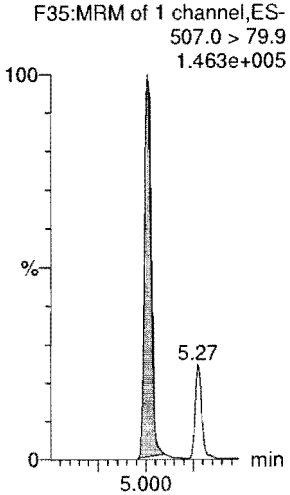

d3-N-MeFOSAA

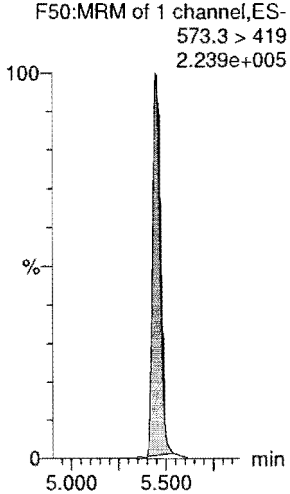

Dataset: Z:\Projects\PFAS.PRO\Results\180821M2\180821M2-CRV.qld

Last Altered: Tuesday, August 21, 2018 15:24:02 Pacific Daylight Time
Printed: Tuesday, August 21, 2018 15:28:05 Pacific Daylight Time

Name: 180821M2_10, Date: 21-Aug-2018, Time: 13:40:17, ID: ST180821M2-9 PFC CS6 18H0909, Description: PFC CS6 18H0909

L-EtFOSAA

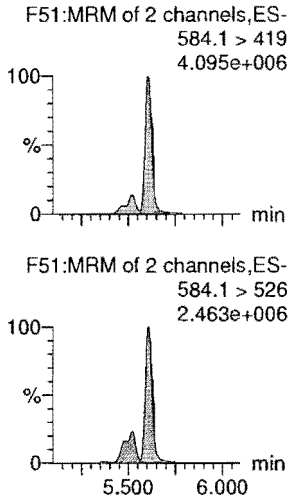

PFDoA

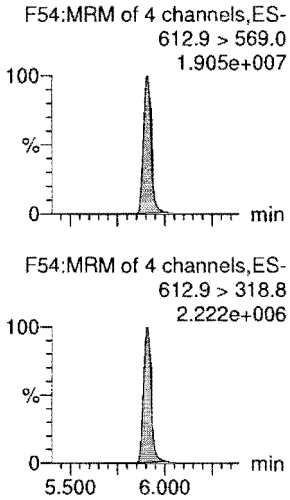

PFDS

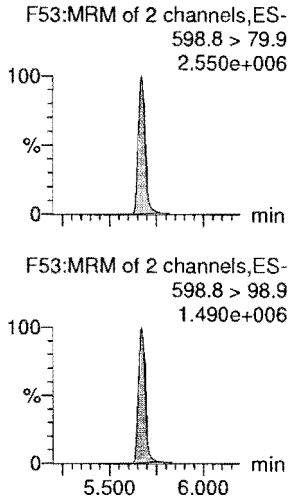

PFUdA

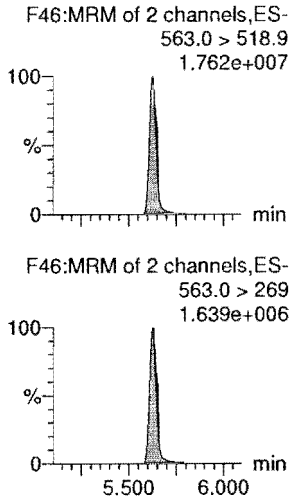

N-MeFOSA

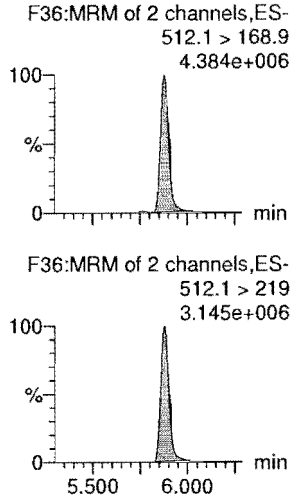

PFTrDA

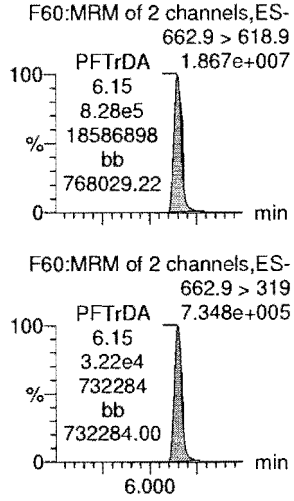

d5-N-EtFOSAA

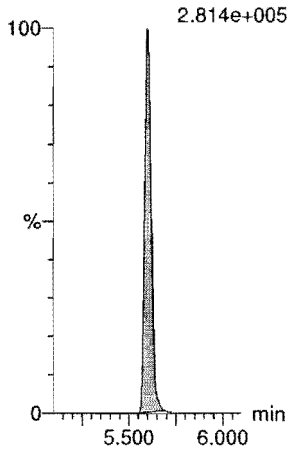

13C2-PFDoA

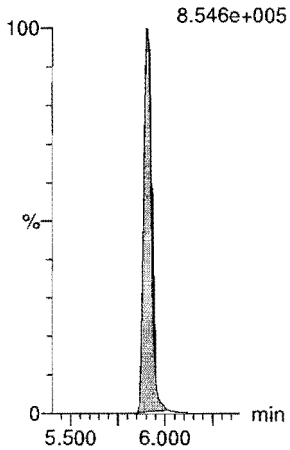

13C8-PFOS

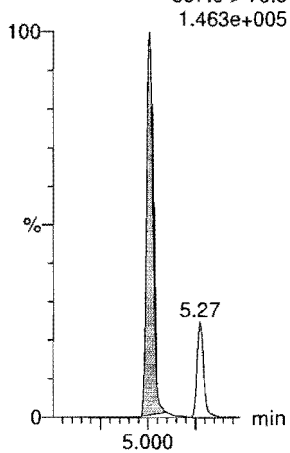

13C2-PFUdA

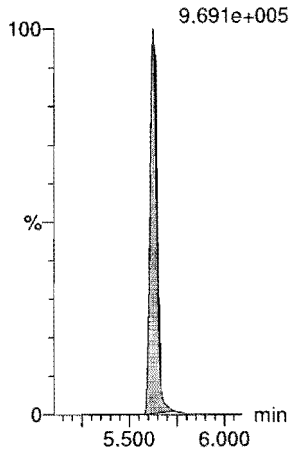

d3-N-MeFOSA

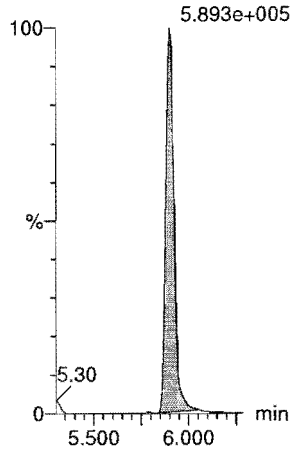

13C2-PFDoA

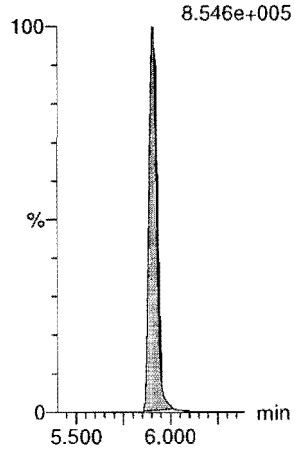

Dataset: Z:\Projects\PFAS.PRO\Results\180821M2\180821M2-CRV.qld

Last Altered: Tuesday, August 21, 2018 15:24:02 Pacific Daylight Time
Printed: Tuesday, August 21, 2018 15:28:05 Pacific Daylight Time

Name: 180821M2_10, Date: 21-Aug-2018, Time: 13:40:17, ID: ST180821M2-9 PFC CS6 18H0909, Description: PFC CS6 18H0909

PFTeDA

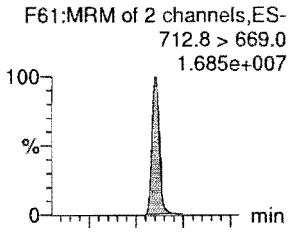

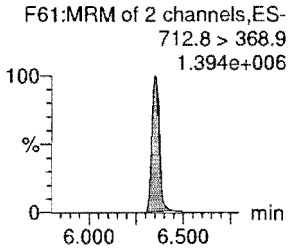

N-EtFOSA

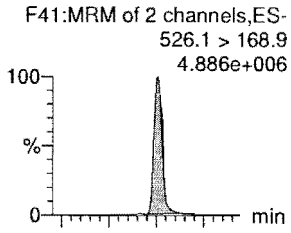

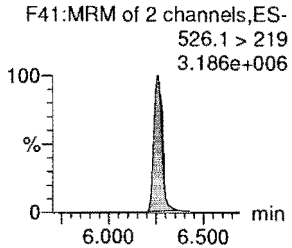

PFHxDA

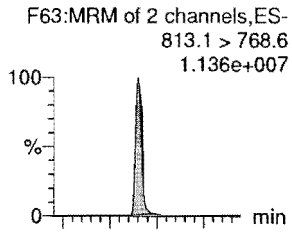

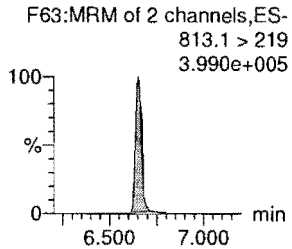

PFODA

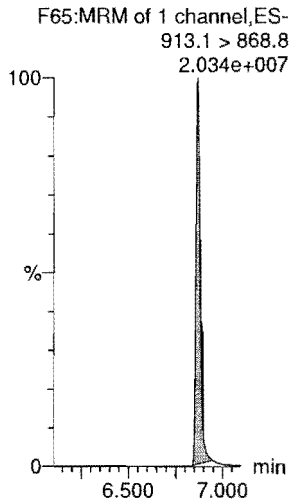

N-MeFOSE

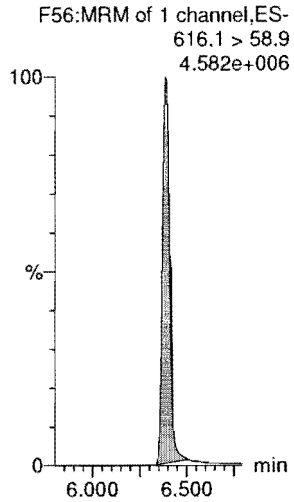

N-EtFOSE

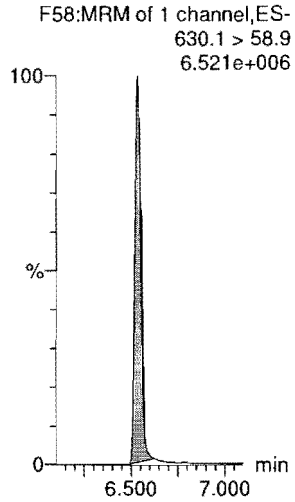

13C2-PFTeDA

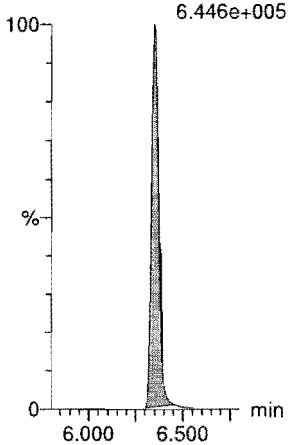

d5-N-ETFOSA

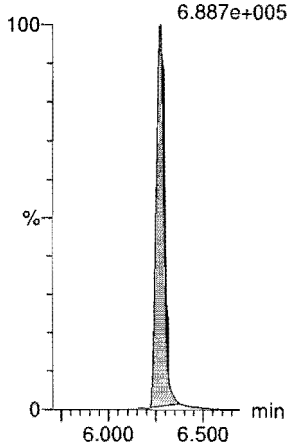

13C2-PFHxDA

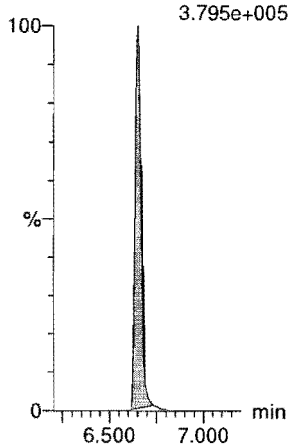

13C2-PFHxDA

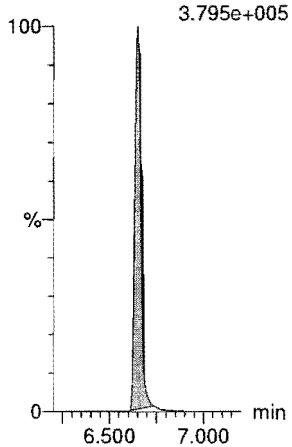

d7-N-MeFOSE

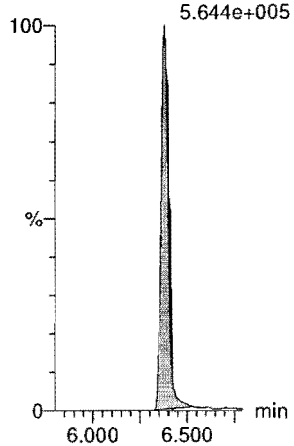

d9-N-EtFOSE



Dataset: Z:\Projects\PFAS.PRO\Results\180821M2\180821M2-CRV.qld

Last Altered: Tuesday, August 21, 2018 15:24:02 Pacific Daylight Time
Printed: Tuesday, August 21, 2018 15:28:05 Pacific Daylight Time

Name: 180821M2_10, Date: 21-Aug-2018, Time: 13:40:17, ID: ST180821M2-9 PFC CS6 18H0909, Description: PFC CS6 18H0909

13C4-PFBA

F4:MRM of 1 channel,ES-
217. > 172
3.030e+005

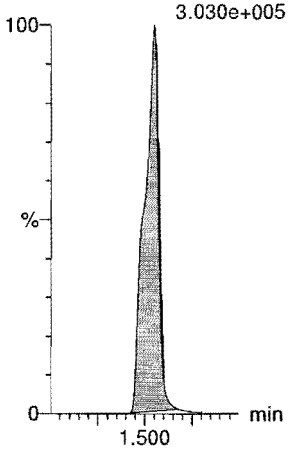

13C5-PFHxA

F11:MRM of 1 channel,ES-
318 > 272.9
8.997e+005

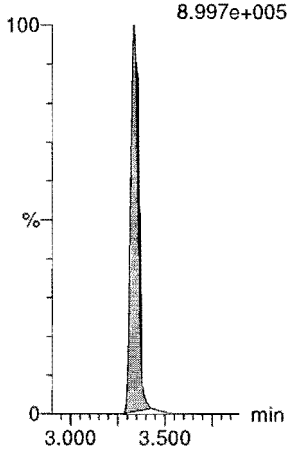

13C3-PFHxS

F19:MRM of 1 channel,ES-
401.8 > 79.9
1.215e+005

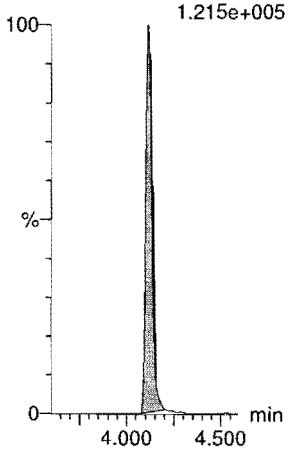

13C8-PFOA

F23:MRM of 1 channel,ES-
420.9 > 376
1.063e+006

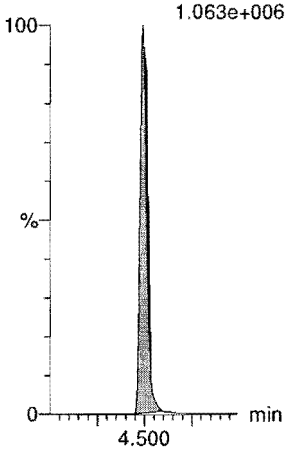

13C9-PFNA

F29:MRM of 1 channel,ES-
472.2 > 426.9
8.697e+005

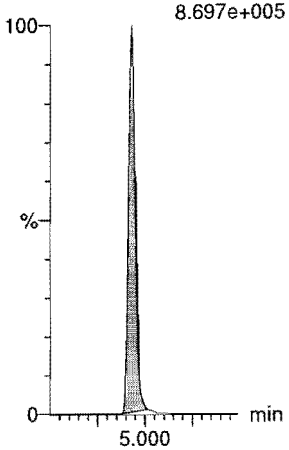

13C4-PFOS

F33:MRM of 1 channel,ES-
503 > 79.9
1.372e+005

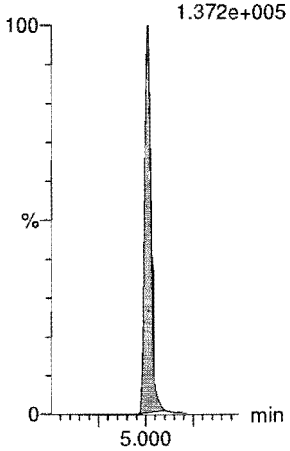

13C6-PFDA

F40:MRM of 1 channel,ES-
519.1 > 473.7
8.622e+005

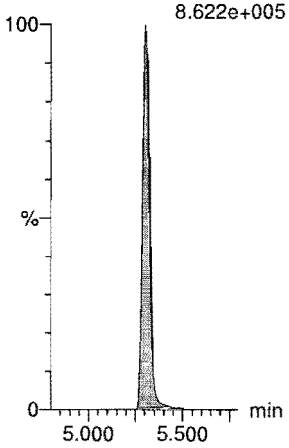

13C7-PFUdA

F49:MRM of 1 channel,ES-
570.1 > 524.8
9.711e+005

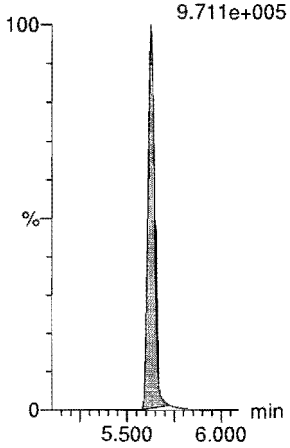

Dataset: Z:\Projects\PFAS.PRO\Results\180821M2\180821M2-CRV.qld

Last Altered: Tuesday, August 21, 2018 15:24:02 Pacific Daylight Time
Printed: Tuesday, August 21, 2018 15:28:05 Pacific Daylight Time

Name: 180821M2_11, Date: 21-Aug-2018, Time: 13:50:49, ID: ST180821M2-10 PFC CS7 18H0910, Description: PFC CS7 18H0910

PFBA
F2:MRM of 1 channel,ES-
213.0 > 168.8
9.406e+006

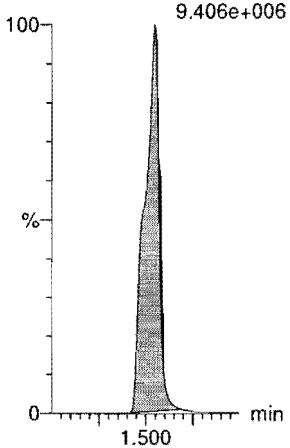

PFPeA
F5:MRM of 1 channel,ES-
263.1 > 218.9
1.792e+007

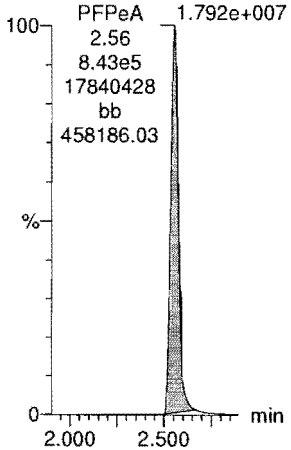

PFBS
F7:MRM of 2 channels,ES-
299.0 > 79.7
3.319e+006

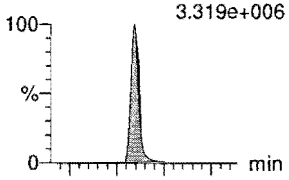

F7:MRM of 2 channels,ES-
299.0 > 99.0
1.291e+006

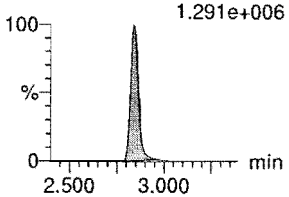

4:2 FTS
F12:MRM of 2 channels,ES-
327.2 > 307.2
3.734e+006

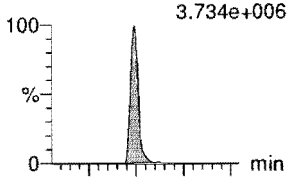

F12:MRM of 2 channels,ES-
327.2 > 81.1
2.348e+006

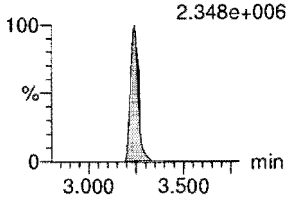

PFHxA
F9:MRM of 2 channels,ES-
313 > 269
2.842e+007

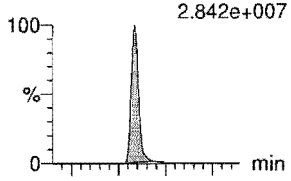

F9:MRM of 2 channels,ES-
313 > 118.9
1.915e+006

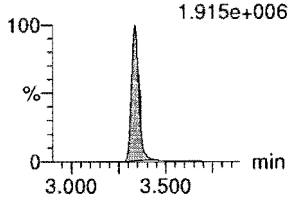

PFPeS
F15:MRM of 2 channels,ES-
349.1 > 80.1
3.651e+006

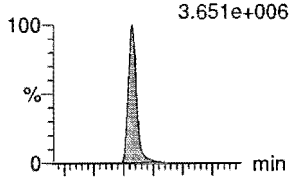

F15:MRM of 2 channels,ES-
349.1 > 99
2.167e+006

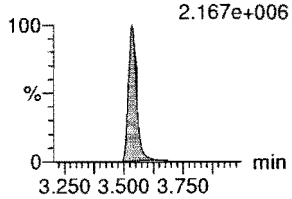

13C3-PFBA
F3:MRM of 1 channel,ES-
216.1 > 171.8
2.154e+005

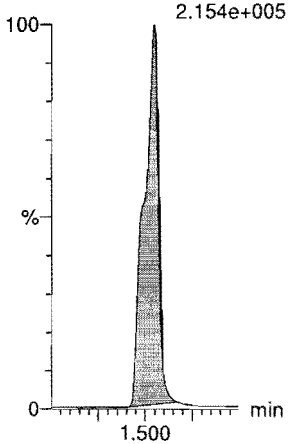

13C3-PFPeA
F6:MRM of 1 channel,ES-
266. > 221.8
4.564e+005

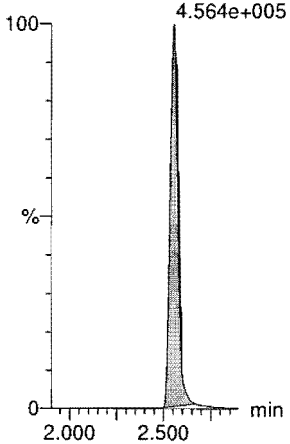

13C3-PFBS
F8:MRM of 1 channel,ES-
302. > 98.8
4.495e+004



13C2-4:2 FTS
F13:MRM of 1 channel,ES-
329.2 > 308.9
2.431e+005

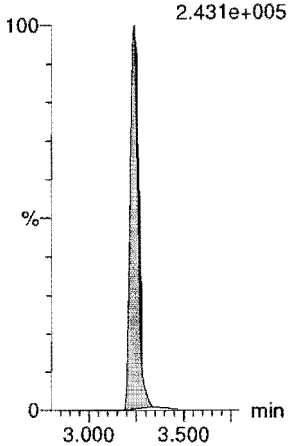

13C2-PFHxA
F10:MRM of 1 channel,ES-
315 > 270
3.197e+005

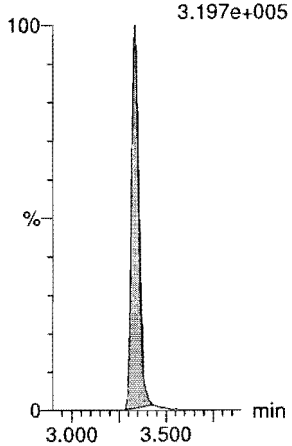

13C3-PFBS
F8:MRM of 1 channel,ES-
302. > 98.8
4.495e+004

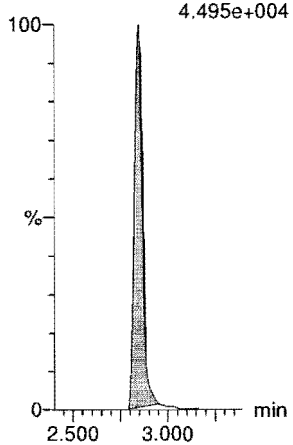

Dataset: Z:\Projects\PFAS.PRO\Results\180821M2\180821M2-CRV.qld

Last Altered: Tuesday, August 21, 2018 15:24:02 Pacific Daylight Time
Printed: Tuesday, August 21, 2018 15:28:05 Pacific Daylight Time

Name: 180821M2_11, Date: 21-Aug-2018, Time: 13:50:49, ID: ST180821M2-10 PFC CS7 18H0910, Description: PFC CS7 18H0910

6:2 FTS
F24:MRM of 2 channels,ES-
427.1 > 407
5.029e+006

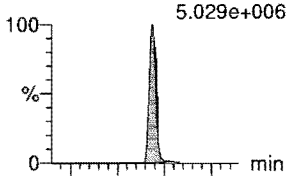

F24:MRM of 2 channels,ES-
427.1 > 80
1.833e+006

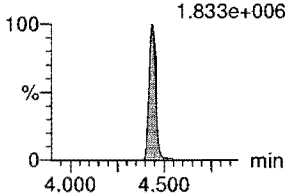

PFHpA
F16:MRM of 2 channels,ES-
363.0 > 318.9
2.162e+007

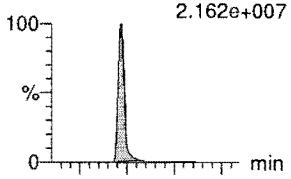

F16:MRM of 2 channels,ES-
363.0 > 169.0
1.398e+006

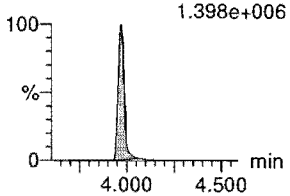

L-PFHxS
F18:MRM of 2 channels,ES-
398.9 > 79.6
2.624e+006

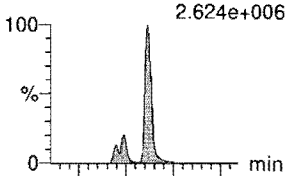

F18:MRM of 2 channels,ES-
398.9 > 99.0
1.711e+006

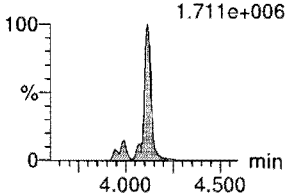

L-PFOA
F21:MRM of 2 channels,ES-
412.9 > 368.9
2.936e+007

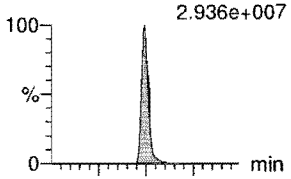

F21:MRM of 2 channels,ES-
412.9 > 169
1.139e+007

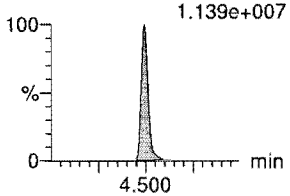

PFHpS
F26:MRM of 2 channels,ES-
449 > 80.0
3.963e+006

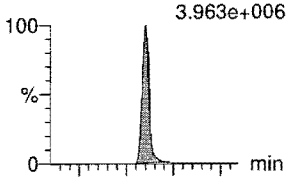

F26:MRM of 2 channels,ES-
449 > 98.7
2.101e+006

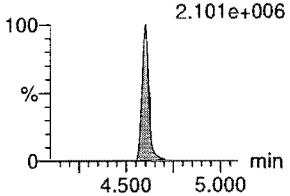

PFNA
F27:MRM of 2 channels,ES-
463.0 > 418.8
3.240e+007

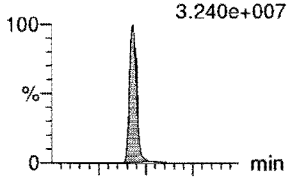

F27:MRM of 2 channels,ES-
463.0 > 219.0
6.679e+006

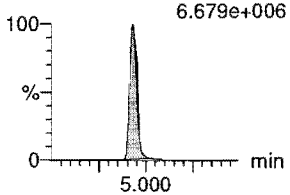

13C2-6:2 FTS
F25:MRM of 1 channel,ES-
429.1 > 408.9
3.097e+005

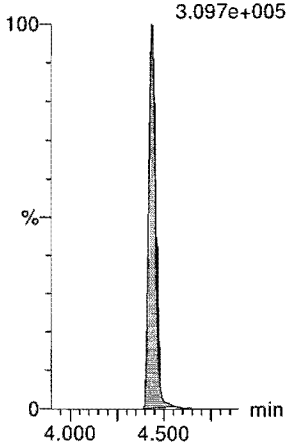

13C4-PFHpA
F17:MRM of 1 channel,ES-
367.2 > 321.8
5.131e+005

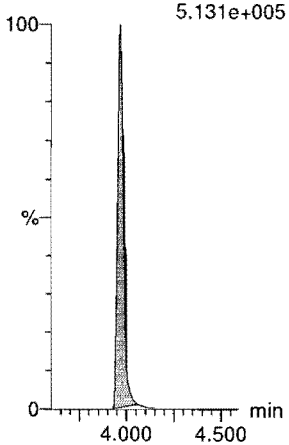

18O2-PFHxS
F20:MRM of 1 channel,ES-
403.0 > 102.6
5.120e+004

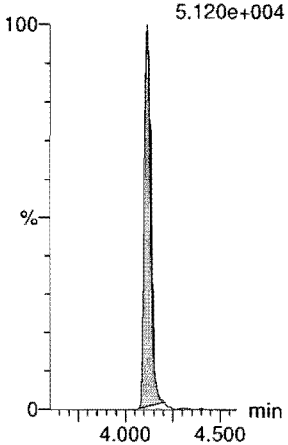

13C2-PFOA
F22:MRM of 1 channel,ES-
414.9 > 369.7
7.698e+005

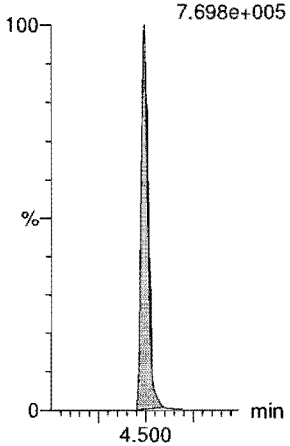

13C8-PFOS
F35:MRM of 1 channel,ES-
507.0 > 79.9
1.237e+005

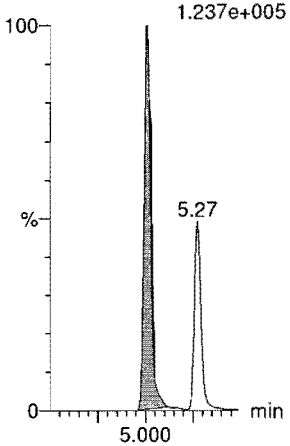

13C5-PFNA
F28:MRM of 1 channel,ES-
468.2 > 422.9
7.260e+005

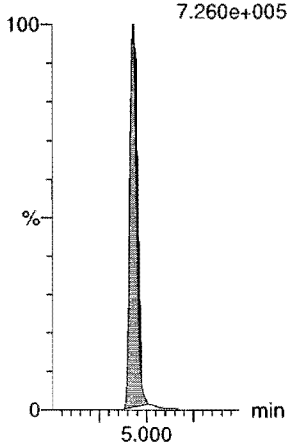

Dataset: Z:\Projects\PFAS.PRO\Results\180821M2\180821M2-CRV.qld

Last Altered: Tuesday, August 21, 2018 15:24:02 Pacific Daylight Time
Printed: Tuesday, August 21, 2018 15:28:05 Pacific Daylight Time

Name: 180821M2_11, Date: 21-Aug-2018, Time: 13:50:49, ID: ST180821M2-10 PFC CS7 18H0910, Description: PFC CS7 18H0910

PFOSA

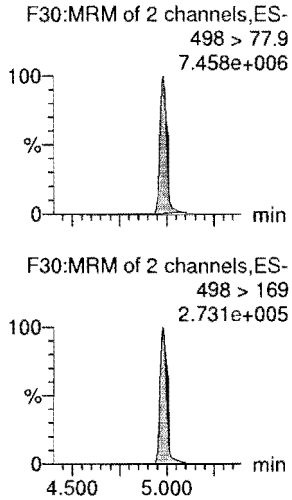

L-PFOS

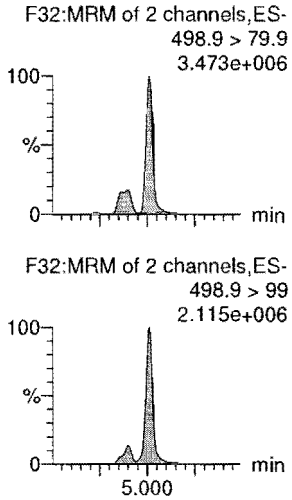

PFDA

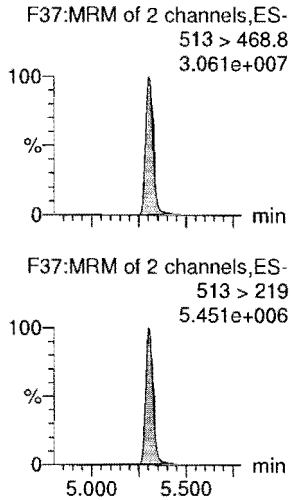

8:2 FTS

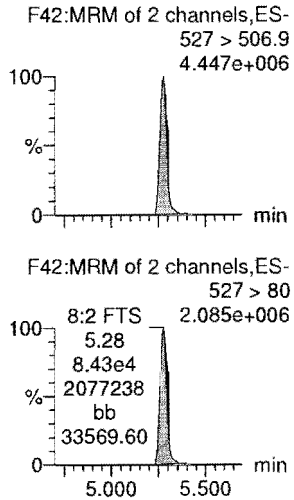

PFNS

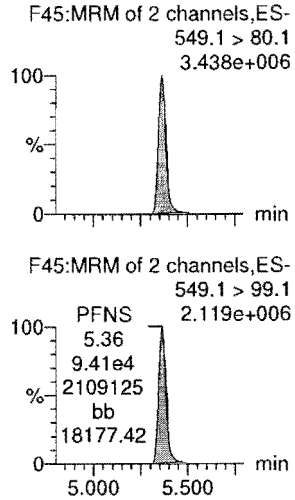

L-MeFOSAA

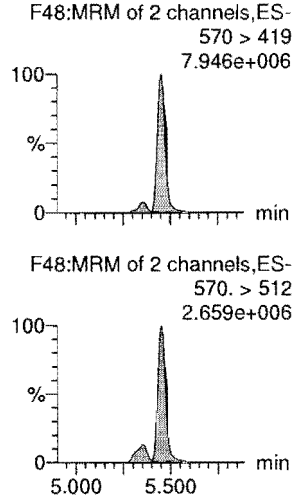

13C8-PFOSA

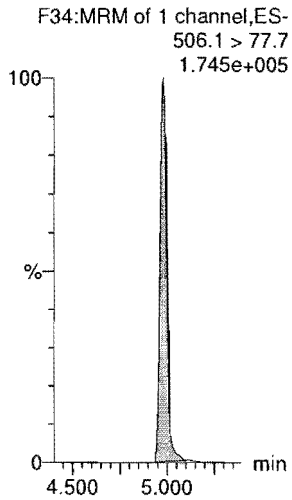

13C8-PFOS

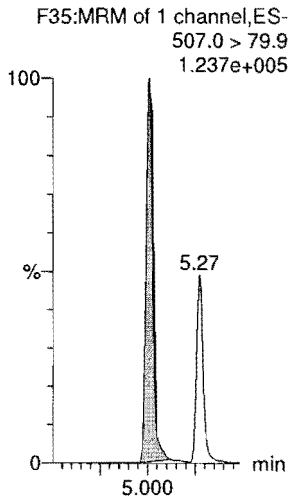

13C2-PFDA

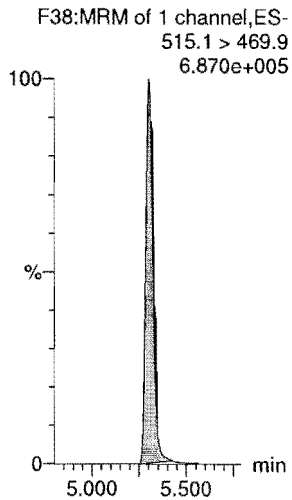

13C2-8:2 FTS

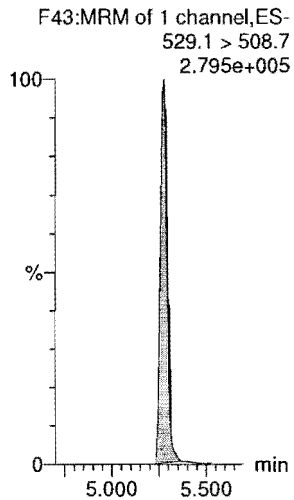

13C8-PFOS

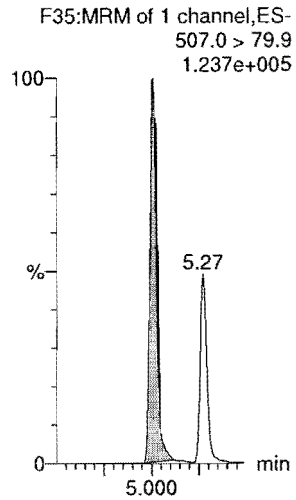

d3-N-MeFOSAA

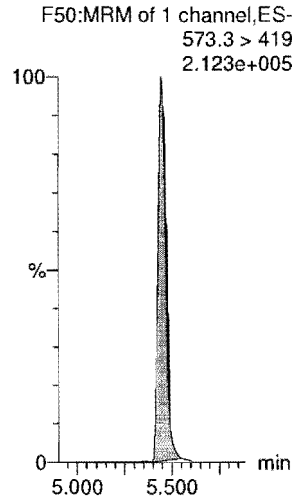

Dataset: Z:\Projects\PFAS.PRO\Results\180821M2\180821M2-CRV.qld

Last Altered: Tuesday, August 21, 2018 15:24:02 Pacific Daylight Time
Printed: Tuesday, August 21, 2018 15:28:05 Pacific Daylight Time

Name: 180821M2_11, Date: 21-Aug-2018, Time: 13:50:49, ID: ST180821M2-10 PFC CS7 18H0910, Description: PFC CS7 18H0910

L-EtFOSAA

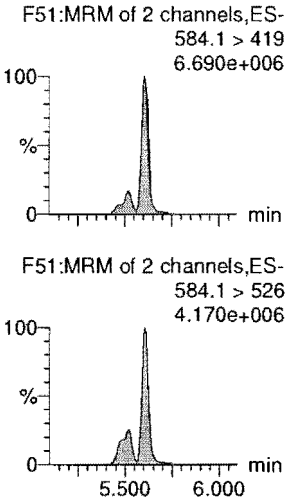

PFDoA

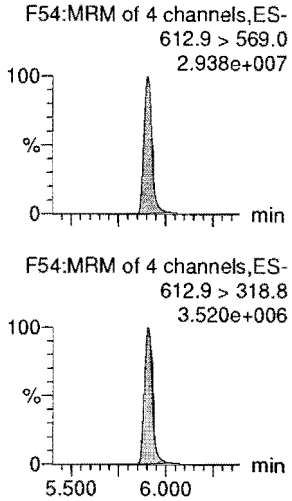

PFDS

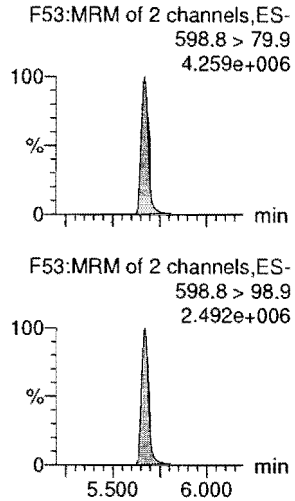

PFUdA

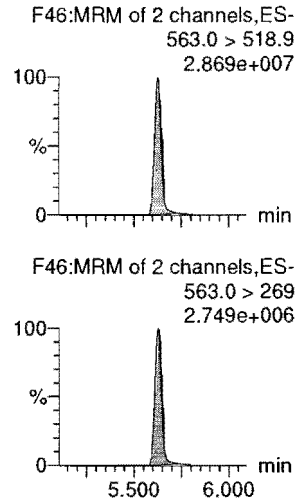

N-MeFOSA

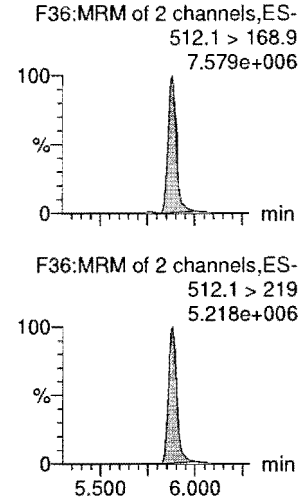

PFTrDA

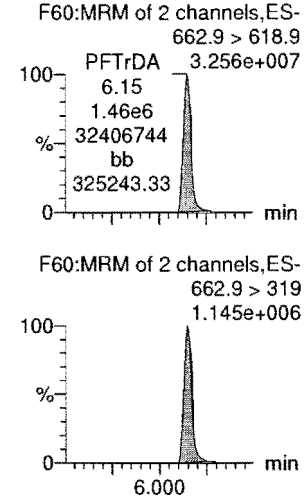

d5-N-EtFOSAA

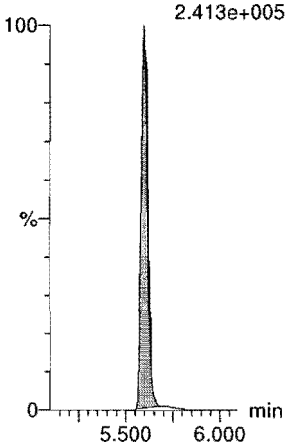

13C2-PFDoA

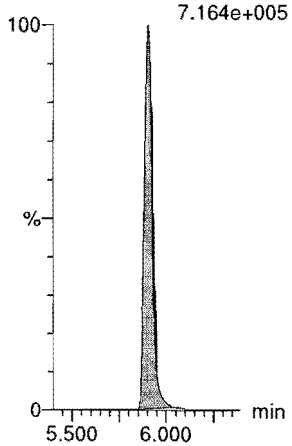

13C8-PFOS

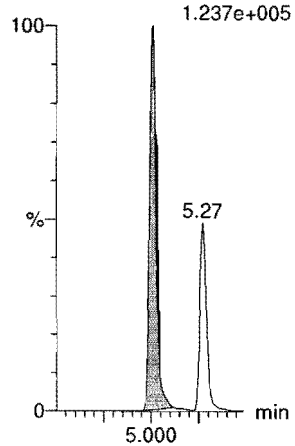

13C2-PFUdA

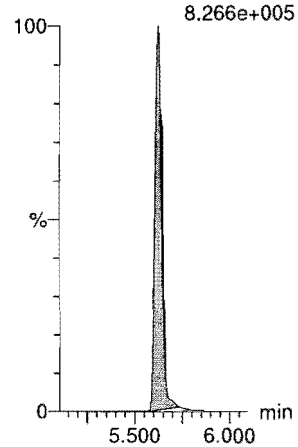

d3-N-MeFOSA



13C2-PFDoA

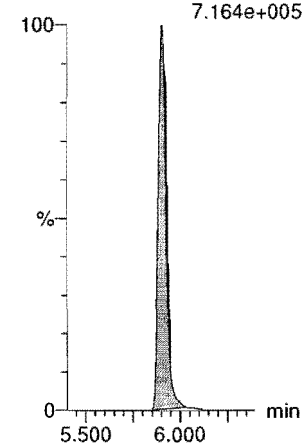

Dataset: Z:\Projects\PFAS.PRO\Results\180821M2\180821M2-CRV.qld

Last Altered: Tuesday, August 21, 2018 15:24:02 Pacific Daylight Time
Printed: Tuesday, August 21, 2018 15:28:05 Pacific Daylight Time

Name: 180821M2_11, Date: 21-Aug-2018, Time: 13:50:49, ID: ST180821M2-10 PFC CS7 18H0910, Description: PFC CS7 18H0910

PFTeDA

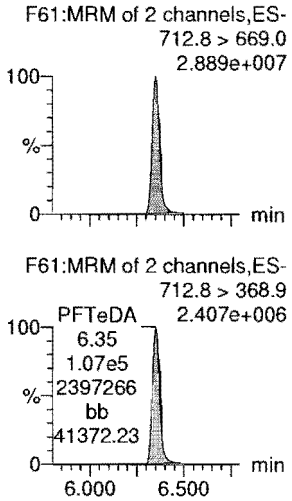

N-EtFOSA

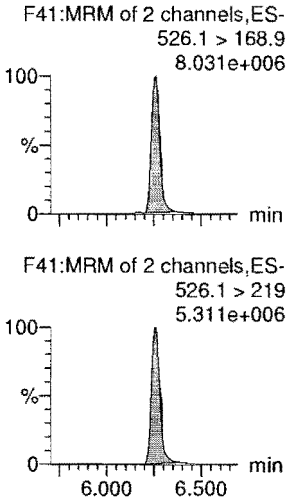

PFHxDA

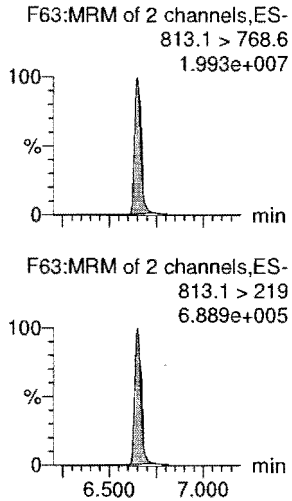

PFODA

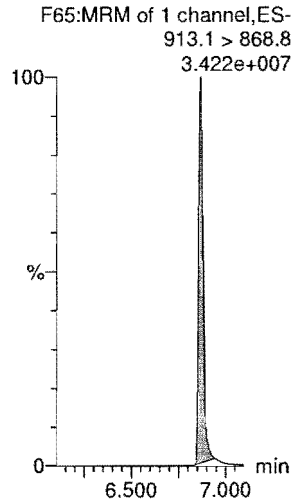

N-MeFOSE

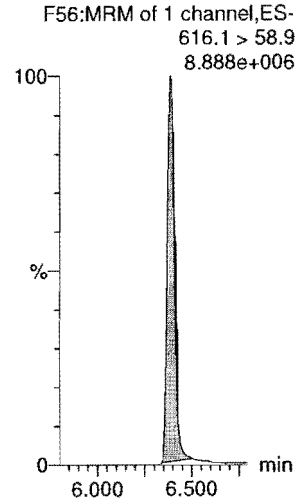

N-EtFOSE

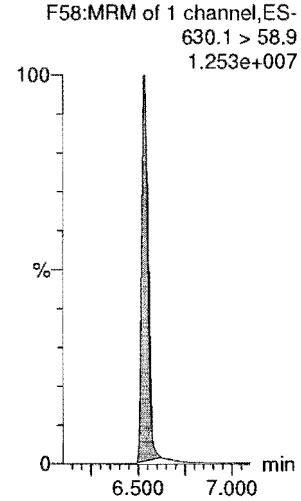

13C2-PFTeDA

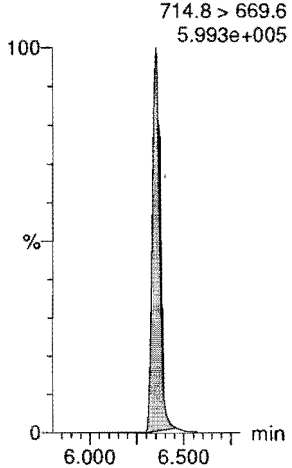

d5-N-ETFOSA

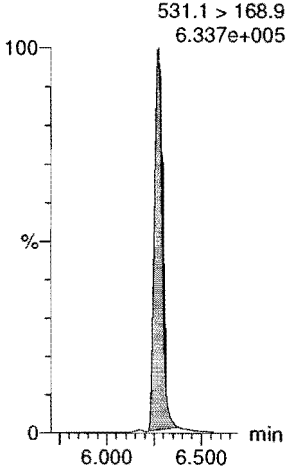

13C2-PFHxDA

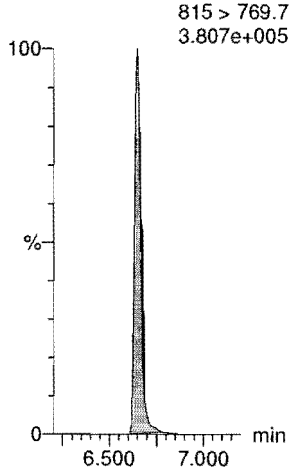

13C2-PFHxDA

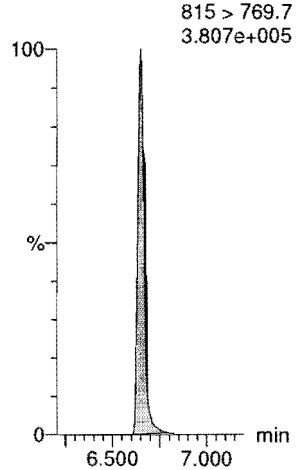

d7-N-MeFOSE

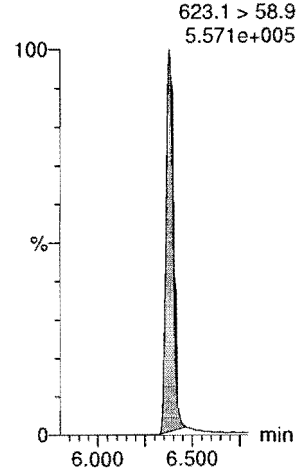

d9-N-EtFOSE

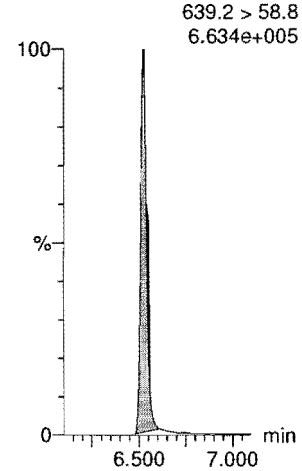

Vista Analytical Laboratory

Dataset: Z:\Projects\PFAS.PRO\Results\180821M2\180821M2-CRV.qld

Last Altered: Tuesday, August 21, 2018 15:24:02 Pacific Daylight Time
Printed: Tuesday, August 21, 2018 15:28:05 Pacific Daylight Time

Name: 180821M2_11, Date: 21-Aug-2018, Time: 13:50:49, ID: ST180821M2-10 PFC CS7 18H0910, Description: PFC CS7 18H0910

13C4-PFBA

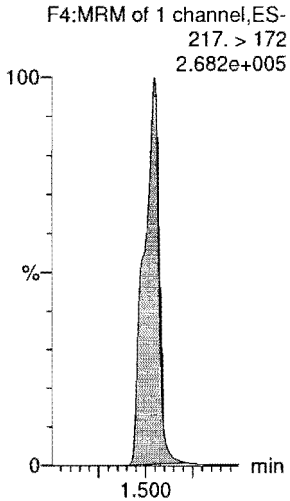

13C5-PFHxA

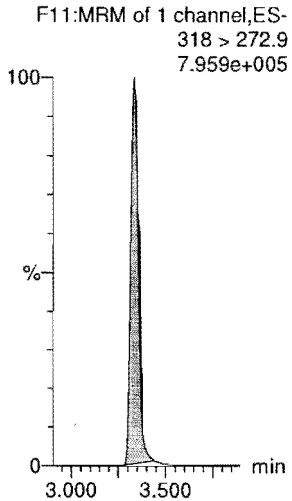

13C3-PFHxS

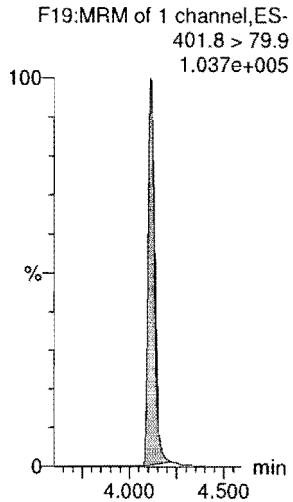

13C8-PFOA

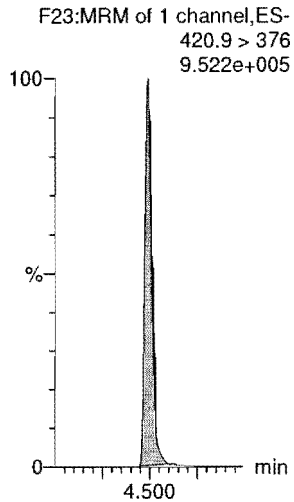

13C9-PFNA

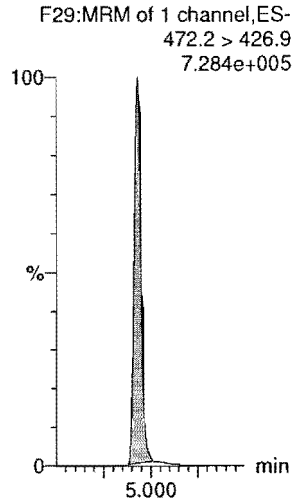

13C4-PFOS

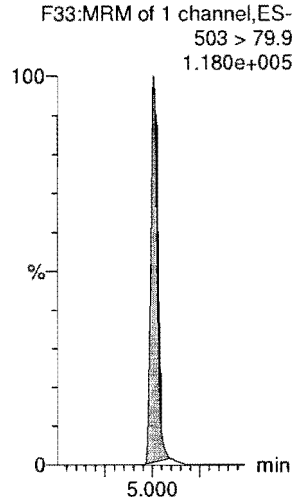

13C6-PFDA

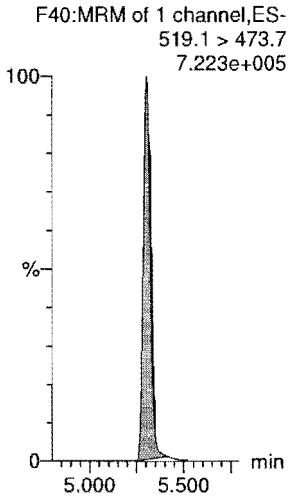

13C7-PFUdA

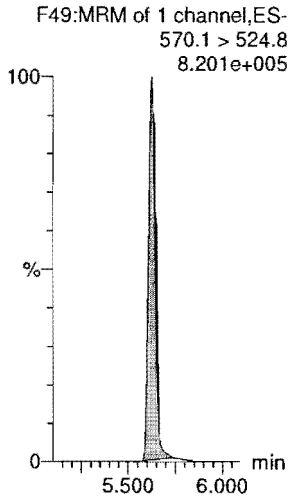

Vista Analytical Laboratory

Dataset: Z:\Projects\PFAS.PRO\Results\180821M2\180821M2-ICV.qld

Last Altered: Tuesday, August 21, 2018 15:38:50 Pacific Daylight Time
Printed: Tuesday, August 21, 2018 15:38:57 Pacific Daylight Time

Sam 8/21/18

Name: 180821M2_13, Date: 21-Aug-2018, Time: 14:12:00, ID: ICV180821M2-1 PFC 537 ICV 18H0911, Description: PFC 537 ICV 18H0911

	#	Name	Trace	Area	IS Area	wt/vol	RT	Response	Conc.	%Rec	Recovery ...	Ion Ratio	Ratio Out?
1	1	PFBA	213.0 > 168.8	18417.381	21883.518	1.00	1.55	10.520	9.5	95.3	NO		
2	2	PFPeA	263.1 > 218.9	20567.223	29650.307	1.00	2.55	8.671	9.4	93.8	NO		
3	3	PFBS	299.0 > 79.7	4018.254	3216.572	1.00	2.84	15.615	8.9	88.8	NO	2.622	NO
4	4	4:2 FTS	327.2>307.2	5277.384	7062.734	1.00	3.24	9.340	9.3	92.8	NO	1.618	NO
5	5	PFHxA	313 > 269	33894.664	19063.289	1.00	3.33	8.890	9.5	95.2	NO	14.108	NO
6	6	PFPeS	349.1>80.1	4199.444	3216.572	1.00	3.54	16.320	9.5	94.9	NO	1.707	NO
7	36	13C3-PFBA	216.1 > 171.8	21883.518	27751.793	1.00	1.54	9.857	12.6	100.7	NO		
8	37	13C3-PFPeA	266. > 221.8	29650.307	50465.750	1.00	2.55	7.344	12.1	97.0	NO		
9	38	13C3-PFBS	302. > 98.8	3216.572	50465.750	1.00	2.84	0.797	12.4	99.5	NO		
10	39	13C2-4:2 FTS	329.2>308.9	7062.734	50465.750	1.00	3.24	1.749	12.4	99.5	NO		
11	40	13C2-PFHxA	315 > 270	19063.289	50465.750	1.00	3.33	4.722	4.9	98.7	NO		
12	38	13C3-PFBS	302. > 98.8	3216.572	50465.750	1.00	2.84	0.797	12.4	99.5	NO		
13	-1												
14	10	6:2 FTS	427.1 > 407	5869.975	7188.736	1.00	4.43	10.207	9.1	91.0	NO	2.793	NO
15	7	PFHpA	363.0 > 318.9	23977.879	27026.924	1.00	3.97	11.090	10.1	100.9	NO	17.051	NO
16	8	L-PFHxS	398.9 > 79.6	3189.376	2692.333	1.00	4.11	14.808	8.9	89.2	NO	1.649	NO
17	11	L-PFOA	412.9 > 368.9	33858.926	39953.777	1.00	4.49	10.593	10.9	109.3	NO	2.593	NO
18	13	PFHpS	449 > 80.0	4418.851	6905.274	1.00	4.60	7.999	9.4	94.1	NO	1.916	NO
19	14	PFNA	463.0 > 418.8	35824.691	43487.621	1.00	4.93	10.297	9.1	90.8	NO	4.412	NO
20	43	13C2-6:2 FTS	429.1 > 408.9	7188.736	54389.957	1.00	4.43	1.652	12.1	96.8	NO		
21	41	13C4-PFHpA	367.2 > 321.8	27026.924	50465.750	1.00	3.97	6.694	12.4	99.2	NO		
22	42	18O2-PFHxS	403.0 > 102.6	2692.333	5980.390	1.00	4.11	5.627	11.8	94.7	NO		
23	44	13C2-PFOA	414.9 > 369.7	39953.777	54389.957	1.00	4.49	9.182	11.6	93.0	NO		
24	47	13C8-PFOS	507.0 > 79.9	6905.274	6769.252	1.00	5.01	12.751	11.9	95.4	NO		
25	45	13C5-PFNA	468.2 > 422.9	43487.621	45314.922	1.00	4.93	11.996	12.4	98.9	NO		
26	-1												
27	15	PFOSA	498 > 77.9	7758.314	9498.106	1.00	4.98	10.210	10.0	99.8	NO	38.040	NO
28	16	L-PFOS	498.9 > 79.9	4553.798	6905.274	1.00	5.01	8.243	9.0	89.9	NO	1.815	YES
29	18	PFDA	513 > 468.8	40416.004	42245.281	1.00	5.30	11.959	9.7	96.7	NO	5.774	NO
30	19	8:2 FTS	527 > 506.9	5899.545	5584.514	1.00	5.28	13.205	10.3	102.6	NO	2.278	NO
31	20	PFNS	549.1 > 80.1	4262.567	6905.274	1.00	5.36	7.716	9.2	91.7	NO	1.624	NO
32	21	L-MeFOSAA	570 > 419	12506.489	12375.255	1.00	5.45	12.633	10.2	102.4	NO	2.899	NO
33	46	13C8-PFOSA	506.1 > 77.7	9498.106	54784.129	1.00	4.98	2.167	11.6	92.7	NO		
34	47	13C8-PFOS	507.0 > 79.9	6905.274	6769.252	1.00	5.01	12.751	11.9	95.4	NO		
35	48	13C2-PFDA	515.1 > 469.9	42245.281	46500.629	1.00	5.30	11.356	12.2	97.7	NO		
36	49	13C2-8:2 FTS	529.1 > 508.7	5584.514	54389.957	1.00	5.28	1.283	11.2	89.7	NO		

KBF 8/21/18

Vista Analytical Laboratory

Dataset: Z:\Projects\PFAS.PRO\Results\180821M2\180821M2-ICV.qld

Last Altered: Tuesday, August 21, 2018 15:38:50 Pacific Daylight Time
Printed: Tuesday, August 21, 2018 15:38:57 Pacific Daylight Time

(A) compounds not present in ICV

Name: 180821M2_13, Date: 21-Aug-2018, Time: 14:12:00, ID: ICV180821M2-1 PFC 537 ICV 18H0911, Description: PFC 537 ICV 18H0911

	#	Name	Trace	Area	IS Area	wt/vol	RT	Response	Conc	%Rec	Recovery ...	Ion Ratio	Ratio Out?
37	47	13C8-PFOS	507.0 > 79.9	6905.274	6769.252	1.00	5.01	12.751	11.9	95.4	NO		
38	50	d3-N-MeFOSAA	573.3 > 419	12375.255	54784.129	1.00	5.45	2.824	11.7	93.8	NO		
39	-1												
40	23	L-EtFOSAA	584.1 > 419	11022.424	14334.896	1.00	5.61	9.612	10.4	103.9	NO	1.479	NO
41	27	PFDoA	612.9 > 569.0	42576.375	50654.914	1.00	5.90	10.506	9.0	90.5	NO	8.357	NO
42	26	PFDS	598.8 > 79.9	4750.071	6905.274	1.00	5.67	8.599	9.4	93.6	NO	1.675	NO
43	25	PFUdA	563.0 > 518.9	36523.535	50764.301	1.00	5.63	8.993	9.5	95.0	NO	11.054	NO
44	28	N-MeFOSA	512.1 > 168.9		32292.148	1.00				(A)	NO		
45	29	PFTrDA	662.9 > 618.9	43087.574	50654.914	1.00	6.15	10.633	9.7	96.8	NO	27.134	NO
46	52	d5-N-EtFOSAA	589.3 > 419	14334.896	54784.129	1.00	5.60	3.271	12.0	95.8	NO		
47	53	13C2-PFDoA	615.0 > 569.7	50654.914	46500.629	1.00	5.90	13.617	12.5	99.8	NO		
48	47	13C8-PFOS	507.0 > 79.9	6905.274	6769.252	1.00	5.01	12.751	11.9	95.4	NO		
49	51	13C2-PFUdA	565 > 519.8	50764.301	54784.129	1.00	5.63	11.583	12.0	95.8	NO		
50	54	d3-N-MeFOSA	515.2 > 168.9	32292.148	54784.129	1.00	5.90	7.368	137.8	91.8	NO		
51	53	13C2-PFDoA	615.0 > 569.7	50654.914	46500.629	1.00	5.90	13.617	12.5	99.8	NO		
52	-1												
53	30	PFTeDA	712.8 > 669.0	34757.332	32266.322	1.00	6.35	13.465	9.4	94.0	NO	11.983	NO
54	31	N-EtFOSA	526.1 > 168.9		38830.598	1.00				(A)	NO		
55	32	PFHxDA	813.1 > 768.6		16271.764	1.00					NO		
56	33	PFODA	913.1 > 868.8		16271.764	1.00					NO		
57	34	N-MeFOSE	616.1 > 58.9		25067.881	1.00					NO		
58	35	N-EtFOSE	630.1 > 58.9		25119.938	1.00					NO		
59	55	13C2-PFTeDA	714.8 > 669.6	32266.322	54784.129	1.00	6.35	7.362	11.6	92.7	NO		
60	56	d5-N-ETFOSA	531.1 > 168.9	38830.598	54784.129	1.00	6.27	8.860	140.0	93.3	NO		
61	57	13C2-PFHxDA	815 > 769.7	16271.764	54784.129	1.00	6.65	3.713	4.6	92.8	NO		
62	57	13C2-PFHxDA	815 > 769.7	16271.764	54784.129	1.00	6.65	3.713	4.6	92.8	NO		
63	58	d7-N-MeFOSE	623.1 > 58.9	25067.881	54784.129	1.00	6.38	5.720	133.6	89.1	NO		
64	59	d9-N-EtFOSE	639.2 > 58.8	25119.938	54784.129	1.00	6.53	5.732	133.4	88.9	NO		
65	-1												
66	60	13C4-PFBA	217. > 172	27751.793	27751.793	1.00	1.55	12.500	12.5	100.0	NO		
67	61	13C5-PFHxA	318 > 272.9	50465.750	50465.750	1.00	3.33	12.500	12.5	100.0	NO		
68	62	13C3-PFHxS	401.8 > 79.9	5980.390	5980.390	1.00	4.11	12.500	12.5	100.0	NO		
69	63	13C8-PFOA	420.9 > 376	54389.957	54389.957	1.00	4.49	12.500	12.5	100.0	NO		
70	64	13C9-PFNA	472.2 > 426.9	45314.922	45314.922	1.00	4.93	12.500	12.5	100.0	NO		
71	65	13C4-PFOS	503 > 79.9	6769.252	6769.252	1.00	5.01	12.500	12.5	100.0	NO		
72	66	13C6-PFDA	519.1 > 473.7	46500.629	46500.629	1.00	5.30	12.500	12.5	100.0	NO		

Dataset: Z:\Projects\PFAS.PRO\Results\180821M2\180821M2-ICV.qld

Last Altered: Tuesday, August 21, 2018 15:38:50 Pacific Daylight Time
Printed: Tuesday, August 21, 2018 15:38:57 Pacific Daylight Time

Name: 180821M2_13, Date: 21-Aug-2018, Time: 14:12:00, ID: ICV180821M2-1 PFC 537 ICV 18H0911, Description: PFC 537 ICV 18H0911

	#	Name	Trace	Area	IS Area	wt/vol	RT	Response	Conc.	%Rec	Recovery ...	Ion Ratio	Ratio Out?
73	67	13C7-PFUdA	570.1 > 524.8	54784.129	54784.129	1.00	5.63	12.500	12.5	100.0	NO		

Vista Analytical Laboratory

Dataset: Z:\Projects\PFAS.PRO\Results\180821M2\180821M2-ICV.qld

Last Altered: Tuesday, August 21, 2018 15:38:50 Pacific Daylight Time
Printed: Tuesday, August 21, 2018 15:38:57 Pacific Daylight Time

Method: Z:\Projects\PFAS.PRO\MethDB\PFAS_FULL_80C_082118.mdb 21 Aug 2018 15:05:54
Calibration: Z:\Projects\PFAS.PRO\CurveDB\C18_VAL-PFAS_Q4_08-21-18.cdb 21 Aug 2018 15:24:02

Name: 180821M2_13, Date: 21-Aug-2018, Time: 14:12:00, ID: ICV180821M2-1 PFC 537 ICV 18H0911, Description: PFC 537 ICV 18H0911

PFBA

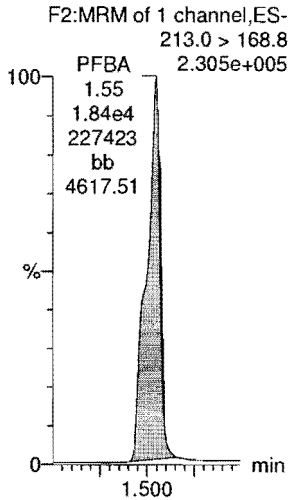

PFPeA

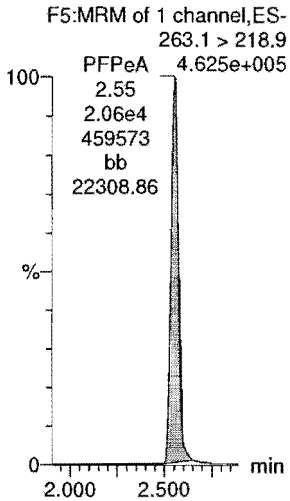

PFBS

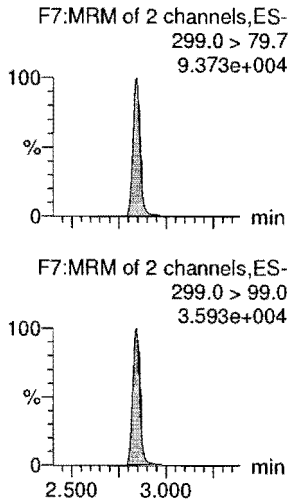

4:2 FTS

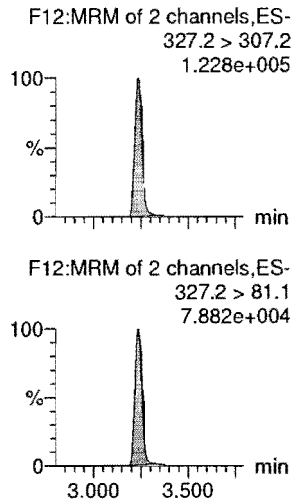

PFHxA

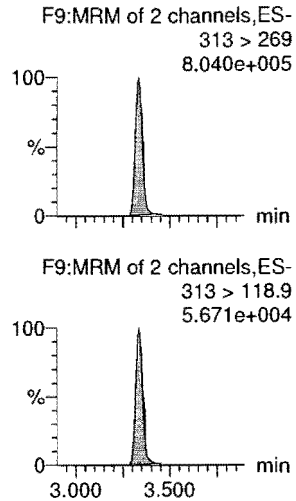

PFPeS

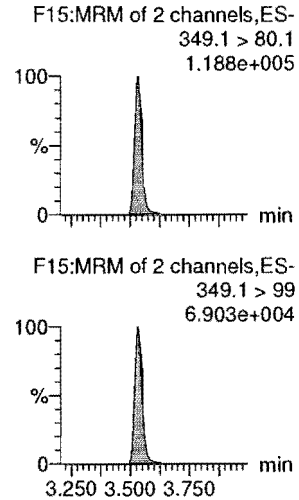

13C3-PFBA

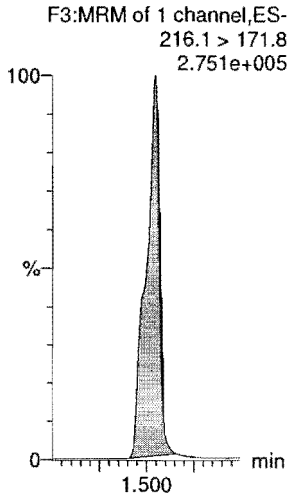

13C3-PFPeA

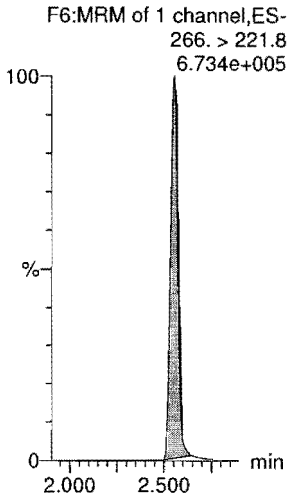

13C3-PFBS

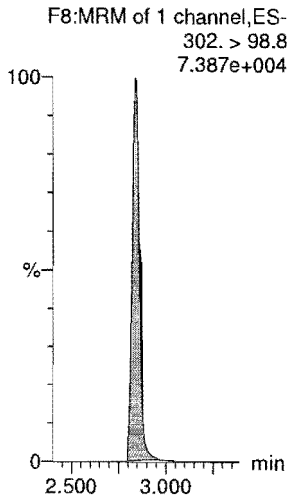

13C2-4:2 FTS

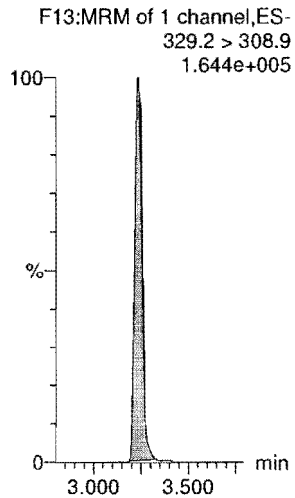

13C2-PFHxA

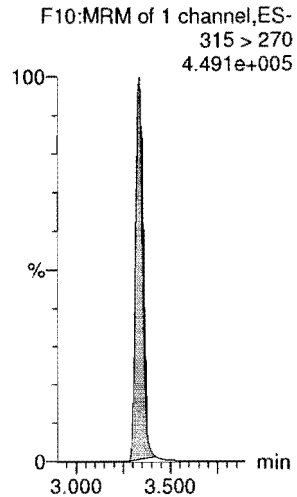

13C3-PFBS

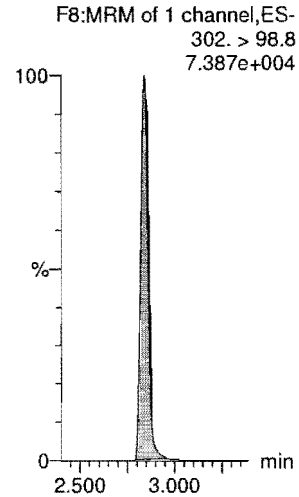

Vista Analytical Laboratory

Dataset: Z:\Projects\PFAS.PRO\Results\180821M2\180821M2-ICV.qld

Last Altered: Tuesday, August 21, 2018 15:38:50 Pacific Daylight Time
Printed: Tuesday, August 21, 2018 15:38:57 Pacific Daylight Time

Name: 180821M2_13, Date: 21-Aug-2018, Time: 14:12:00, ID: ICV180821M2-1 PFC 537 ICV 18H0911, Description: PFC 537 ICV 18H0911

6:2 FTS
F24:MRM of 2 channels,ES-
427.1 > 407
1.604e+005

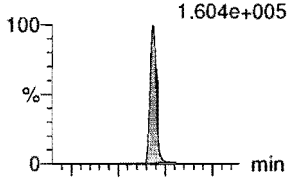

PFHpA
F16:MRM of 2 channels,ES-
363.0 > 318.9
7.528e+005

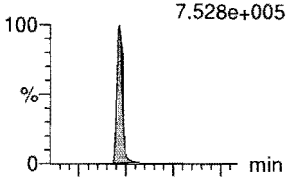

L-PFHxS
F18:MRM of 2 channels,ES-
398.9 > 79.6
7.500e+004

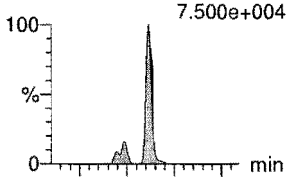

L-PFOA
F21:MRM of 2 channels,ES-
412.9 > 368.9
8.850e+005

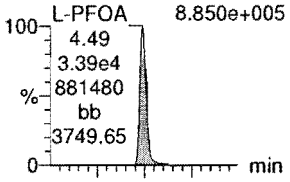

PFHpS
F26:MRM of 2 channels,ES-
449 > 80.0
1.151e+005

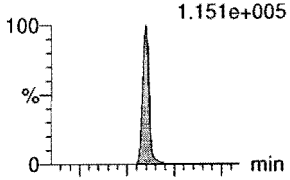

PFNA
F27:MRM of 2 channels,ES-
463.0 > 418.8
9.003e+005

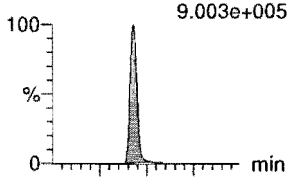

F24:MRM of 2 channels,ES-
427.1 > 80
5.722e+004

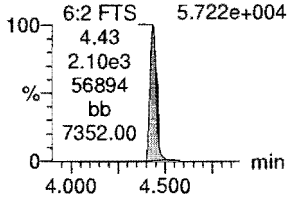

F16:MRM of 2 channels,ES-
363.0 > 169.0
4.441e+004

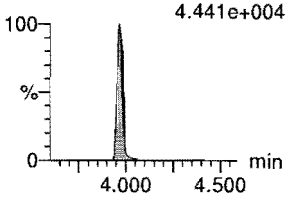

F18:MRM of 2 channels,ES-
398.9 > 99.0
4.755e+004

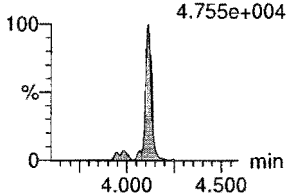

F21:MRM of 2 channels,ES-
412.9 > 169
3.476e+005

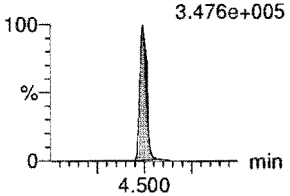

F26:MRM of 2 channels,ES-
449 > 98.7
5.928e+004

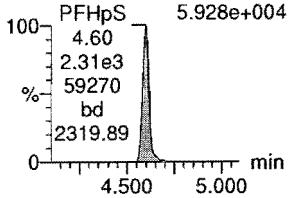

F27:MRM of 2 channels,ES-
463.0 > 219.0
1.989e+005

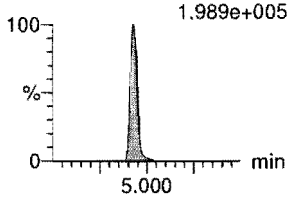

13C2-6:2 FTS
F25:MRM of 1 channel,ES-
429.1 > 408.9
2.024e+005

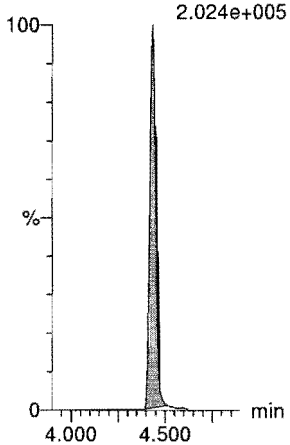

13C4-PFHpA
F17:MRM of 1 channel,ES-
367.2 > 321.8
8.402e+005

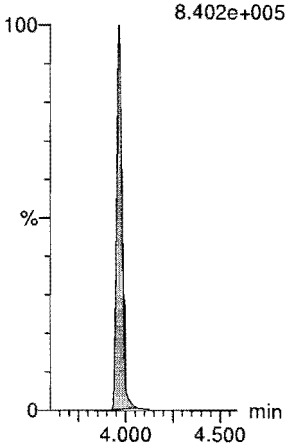

18O2-PFHxS
F20:MRM of 1 channel,ES-
403.0 > 102.6
7.953e+004

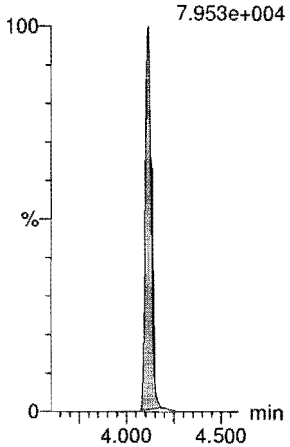

13C2-PFOA
F22:MRM of 1 channel,ES-
414.9 > 369.7
1.030e+006

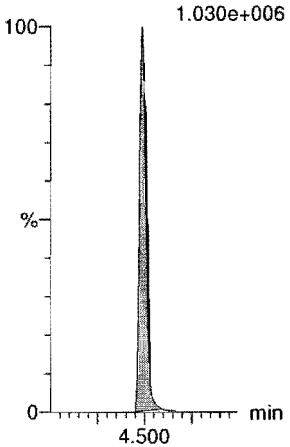

13C8-PFOS
F35:MRM of 1 channel,ES-
507.0 > 79.9
1.885e+005

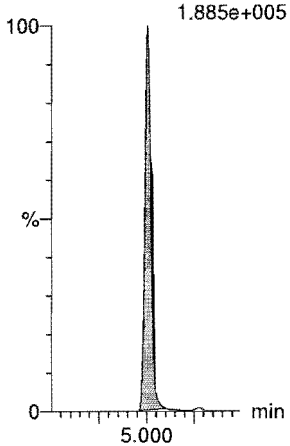

13C5-PFNA
F28:MRM of 1 channel,ES-
468.2 > 422.9
1.093e+006

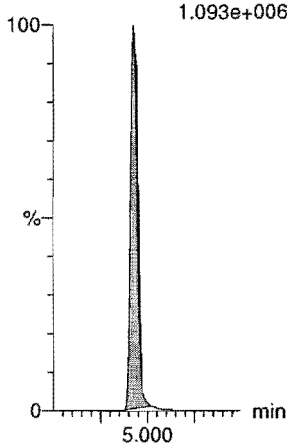

Vista Analytical Laboratory

Dataset: Z:\Projects\PFAS.PRO\Results\180821M2\180821M2-ICV.qld

Last Altered: Tuesday, August 21, 2018 15:38:50 Pacific Daylight Time
Printed: Tuesday, August 21, 2018 15:38:57 Pacific Daylight Time

Name: 180821M2_13, Date: 21-Aug-2018, Time: 14:12:00, ID: ICV180821M2-1 PFC 537 ICV 18H0911, Description: PFC 537 ICV 18H0911

PFOSA

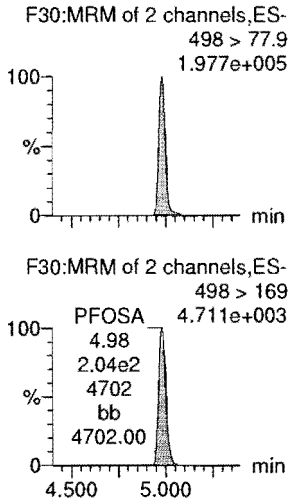

L-PFOS

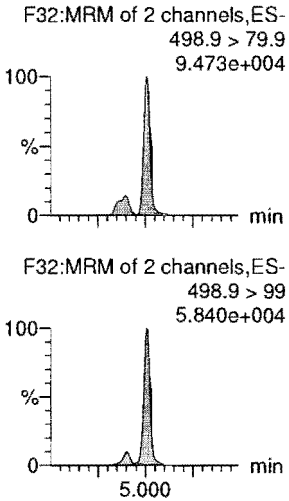

PFDA

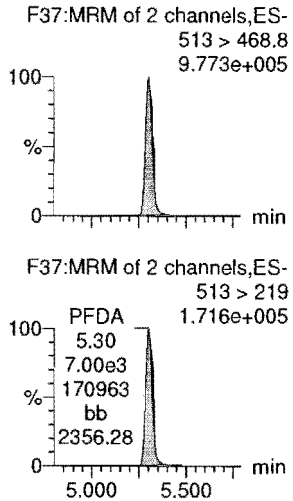

8:2 FTS

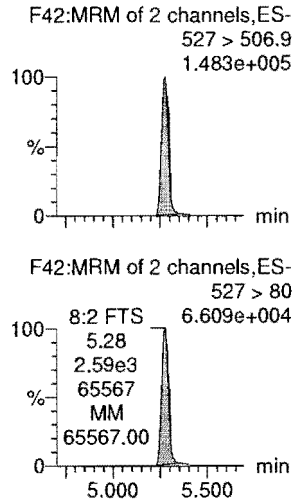

PFNS

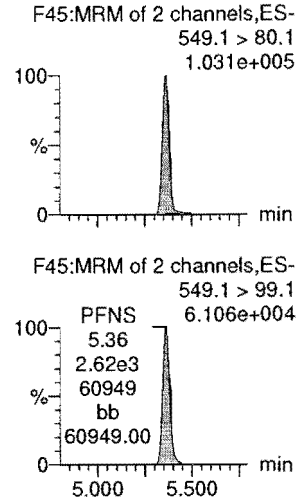

L-MeFOSAA

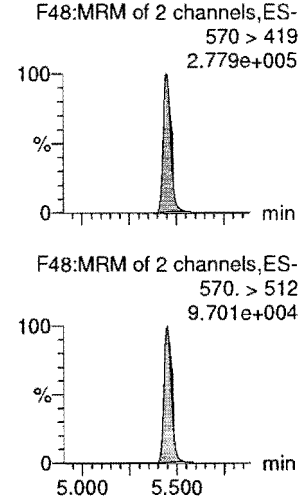

13C8-PFOSA



13C8-PFOS

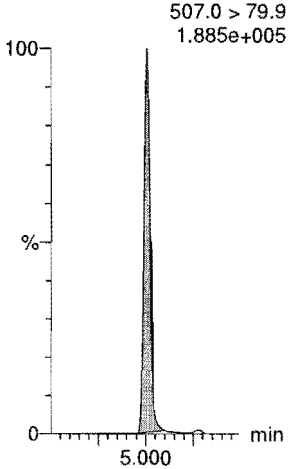

13C2-PFDA

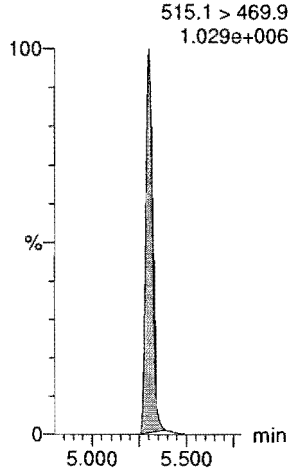

13C2-8:2 FTS

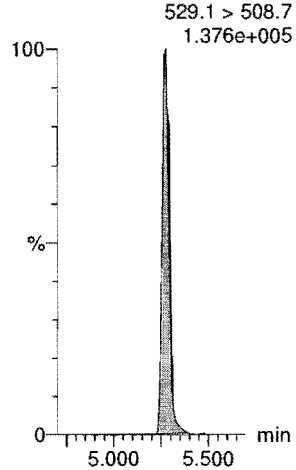

13C8-PFOS

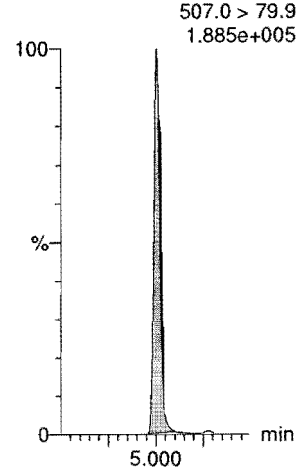

d3-N-MeFOSAA

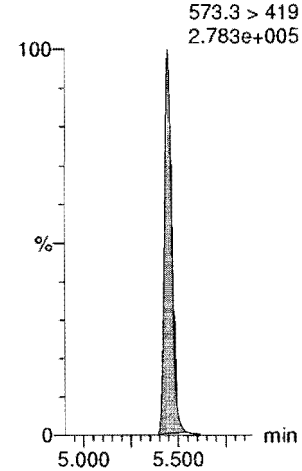

Vista Analytical Laboratory

Dataset: Z:\Projects\PFAS.PRO\Results\180821M2\180821M2-ICV.qld

Last Altered: Tuesday, August 21, 2018 15:38:50 Pacific Daylight Time
Printed: Tuesday, August 21, 2018 15:38:57 Pacific Daylight Time

Name: 180821M2_13, Date: 21-Aug-2018, Time: 14:12:00, ID: ICV180821M2-1 PFC 537 ICV 18H0911, Description: PFC 537 ICV 18H0911

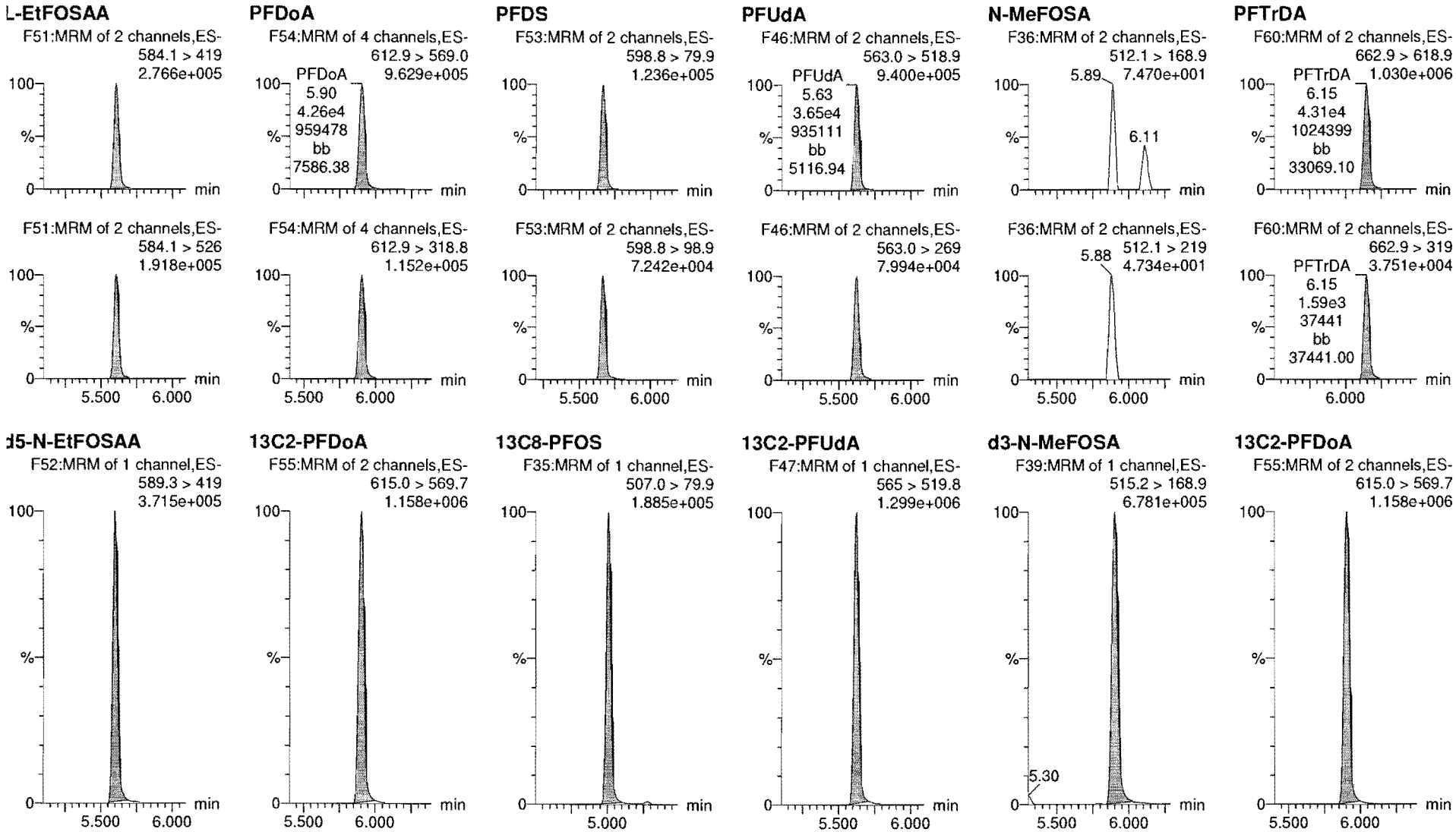

Dataset: Z:\Projects\PFAS.PRO\Results\180821M2\180821M2-ICV.qld

Last Altered: Tuesday, August 21, 2018 15:38:50 Pacific Daylight Time
Printed: Tuesday, August 21, 2018 15:38:57 Pacific Daylight Time

Name: 180821M2_13, Date: 21-Aug-2018, Time: 14:12:00, ID: ICV180821M2-1 PFC 537 ICV 18H0911, Description: PFC 537 ICV 18H0911

PFTeDA

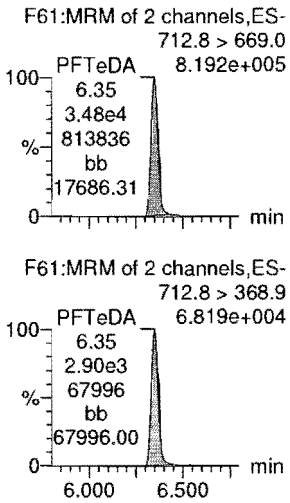

N-EtFOSA

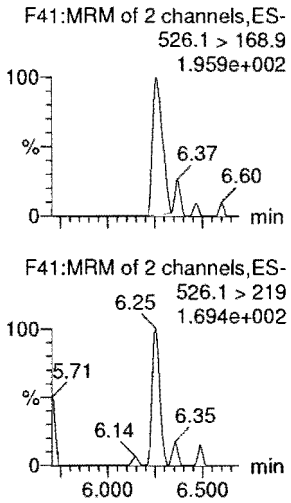

PFHxDA

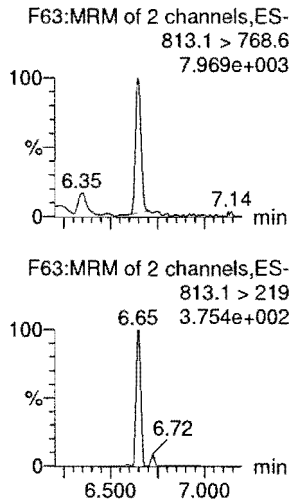

PFODA

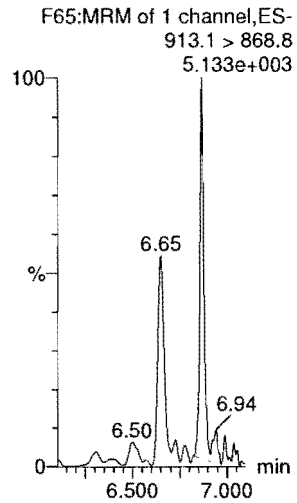

N-MeFOSE

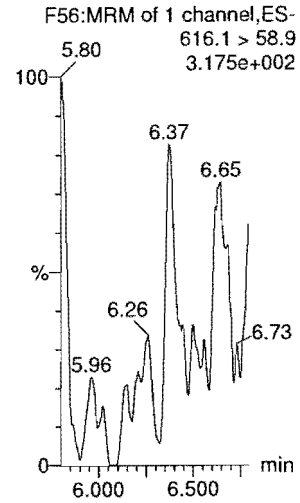

N-EtFOSE

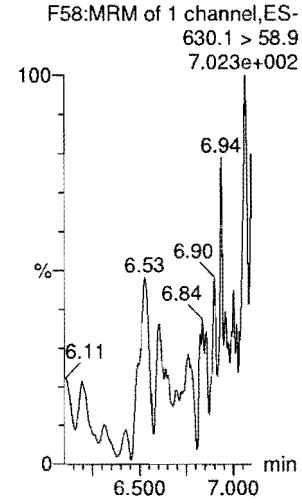

13C2-PFTeDA

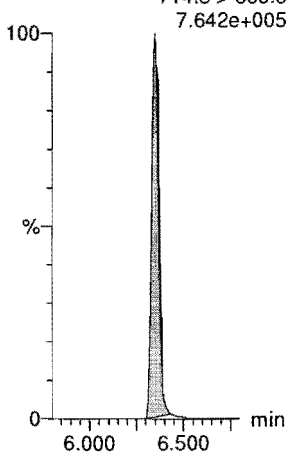

d5-N-ETFOSA

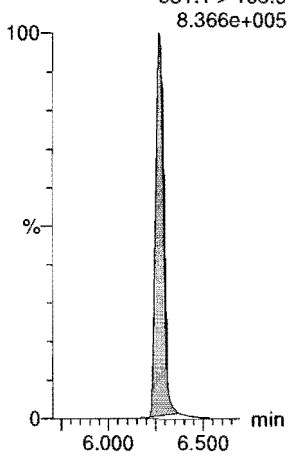

13C2-PFHxDA

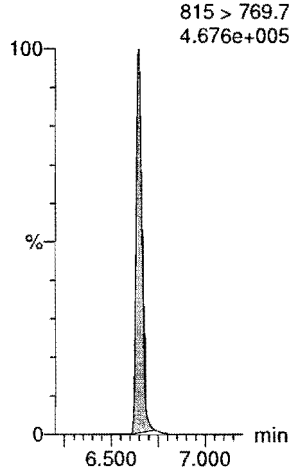

13C2-PFHxDA

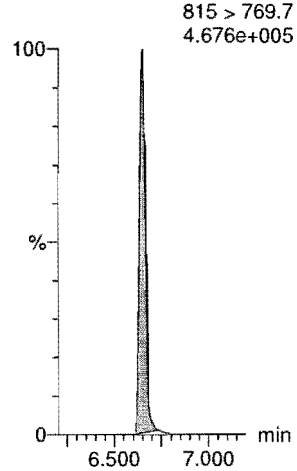

d7-N-MeFOSE

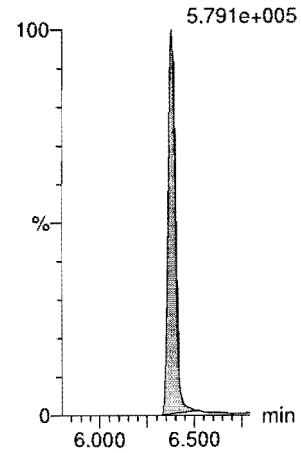

d9-N-EtFOSE

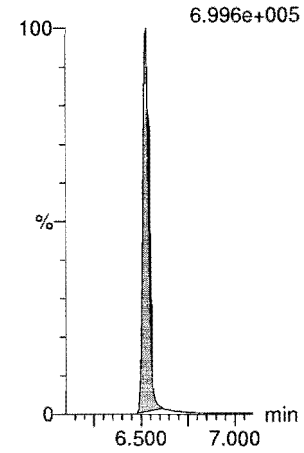

Vista Analytical Laboratory

Dataset: Z:\Projects\PFAS.PRO\Results\180821M2\180821M2-ICV.qld

Last Altered: Tuesday, August 21, 2018 15:38:50 Pacific Daylight Time
Printed: Tuesday, August 21, 2018 15:38:57 Pacific Daylight Time

Name: 180821M2_13, Date: 21-Aug-2018, Time: 14:12:00, ID: ICV180821M2-1 PFC 537 ICV 18H0911, Description: PFC 537 ICV 18H0911

13C4-PFBA

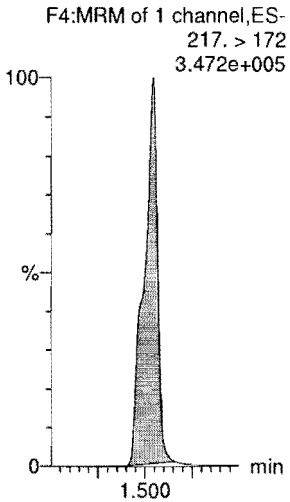

13C5-PFHxA

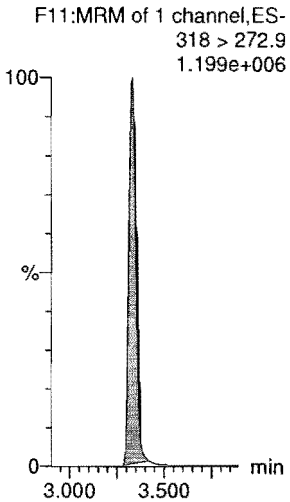

13C3-PFHxS

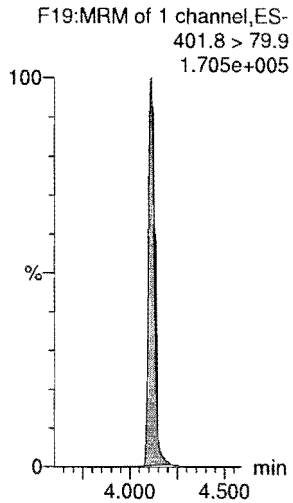

13C8-PFOA

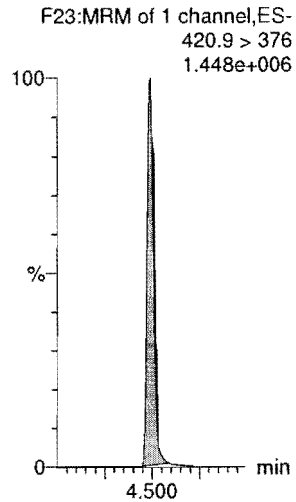

13C9-PFNA

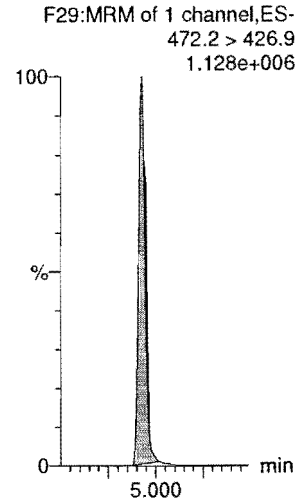

13C4-PFOS

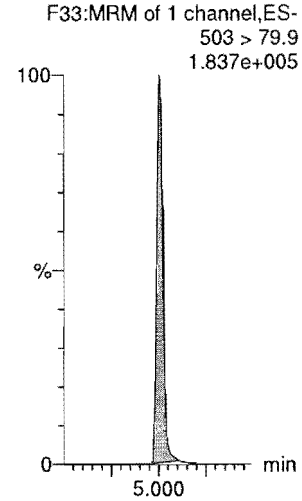

13C6-PFDA

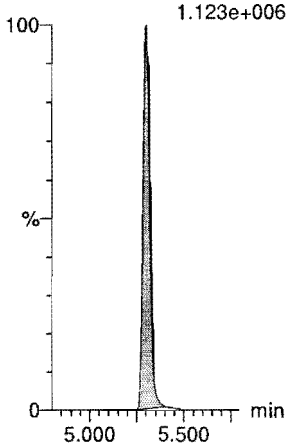

13C7-PFUdA

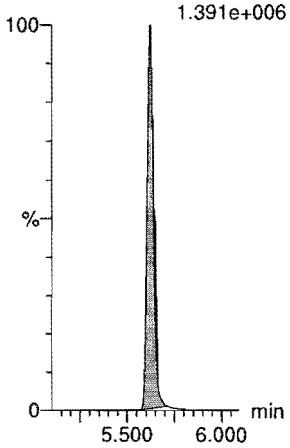

Vista Analytical Laboratory

Dataset: Untitled

Last Altered: Tuesday, August 21, 2018 16:02:43 Pacific Daylight Time
Printed: Tuesday, August 21, 2018 16:02:51 Pacific Daylight Time

Method: Z:\Projects\PFAS.PRO\MethDB\PFAS_FULL_80C_082118.mdb 21 Aug 2018 15:05:54
Calibration: Z:\Projects\PFAS.PRO\CurveDB\C18_VAL-PFAS_Q4_08-21-18.cdb 21 Aug 2018 15:24:02

Name: 180821M2_12, Date: 21-Aug-2018, Time: 14:01:27, ID: IPA, Description: IPA

PFBA

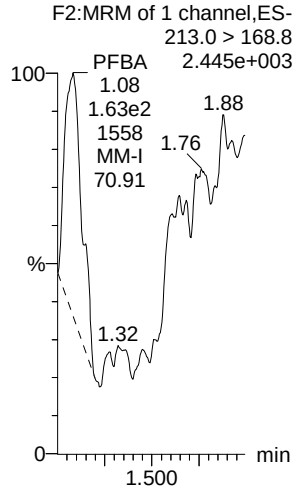

PFPeA

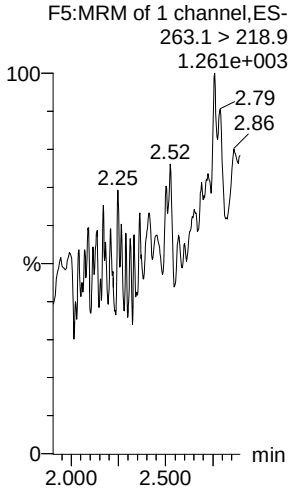

PFBS

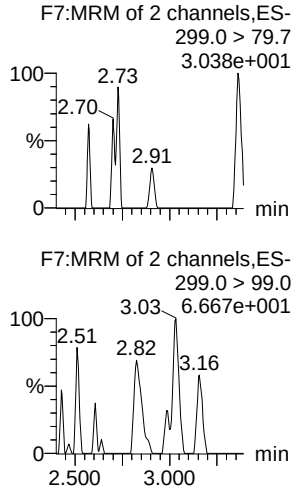

4:2 FTS

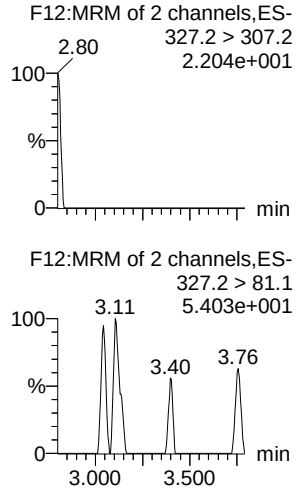

PFHxA

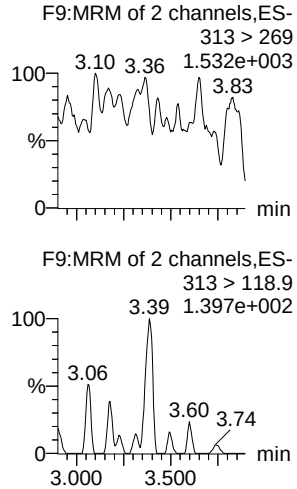

PFPeS

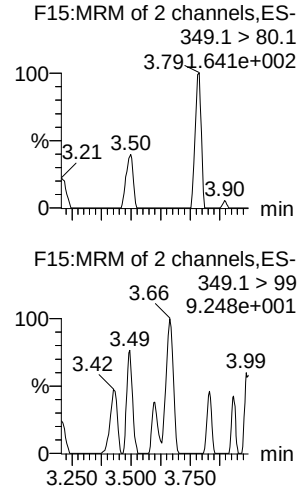

13C3-PFBA

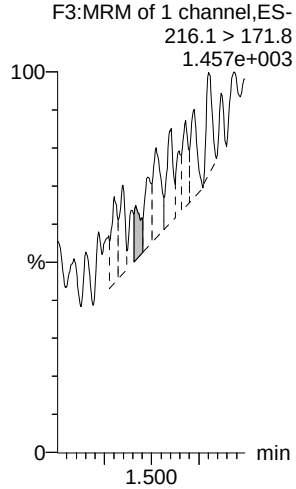

13C3-PFPeA

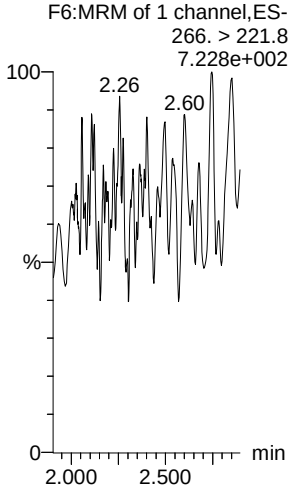

13C3-PFBS

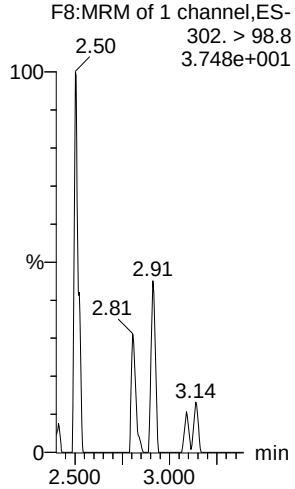

13C2-4:2 FTS

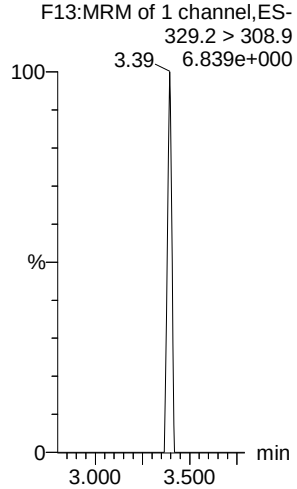

13C2-PFHxA

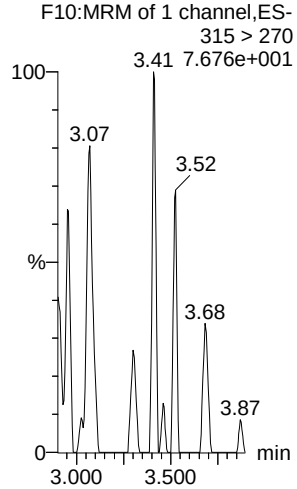

13C3-PFBS

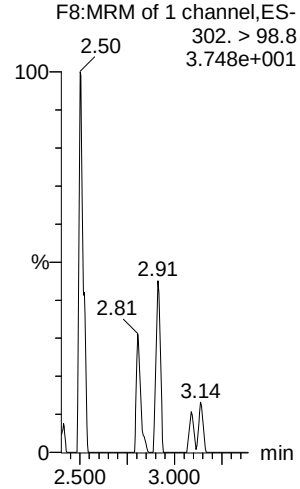

Dataset: Untitled

Last Altered: Tuesday, August 21, 2018 16:02:43 Pacific Daylight Time
Printed: Tuesday, August 21, 2018 16:02:51 Pacific Daylight Time

Name: 180821M2_12, Date: 21-Aug-2018, Time: 14:01:27, ID: IPA, Description: IPA

6:2 FTS

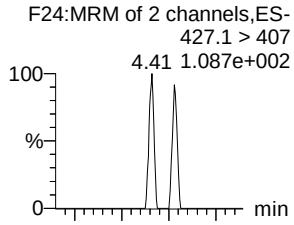

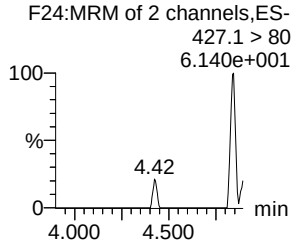

PFHpA

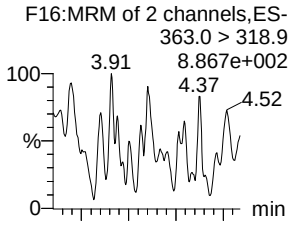

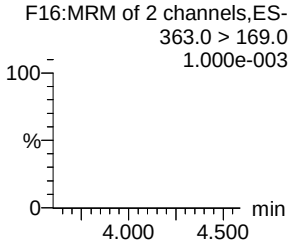

L-PFHxS

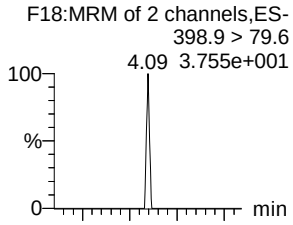

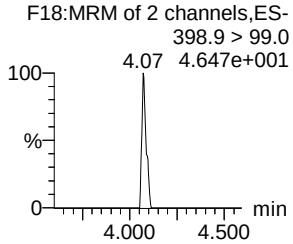

L-PFOA

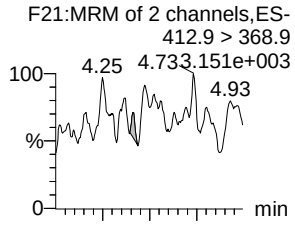

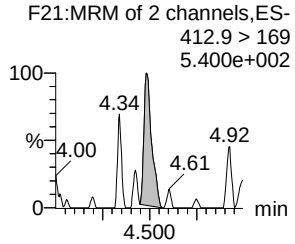

PFHpS

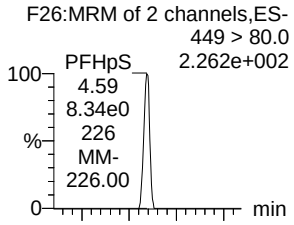

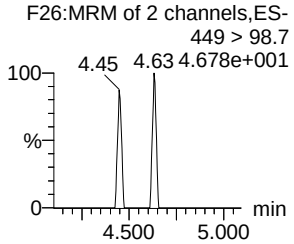

PFNA

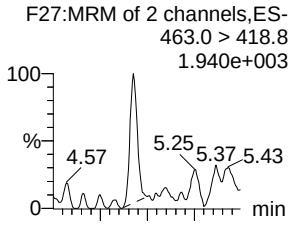

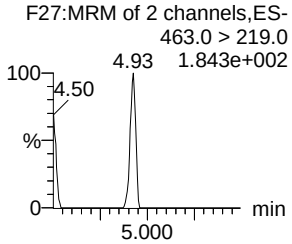

13C2-6:2 FTS

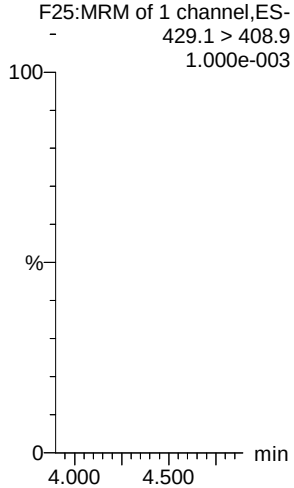

13C4-PFHpA

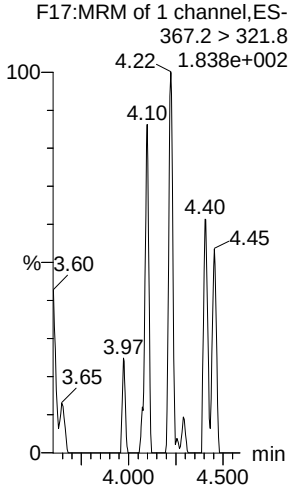

18O2-PFHxS

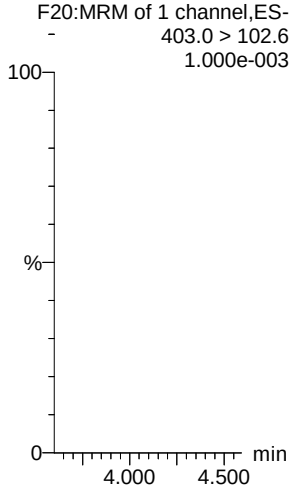

13C2-PFOA

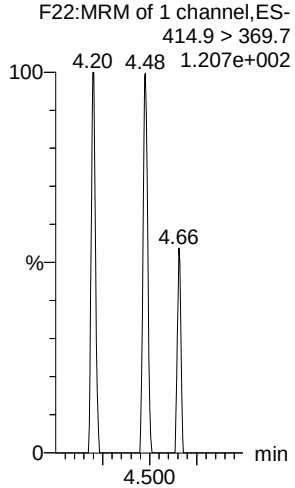

13C8-PFOS

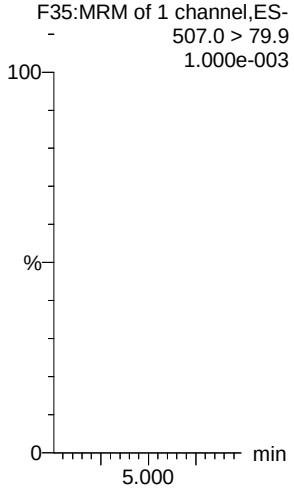

13C5-PFNA

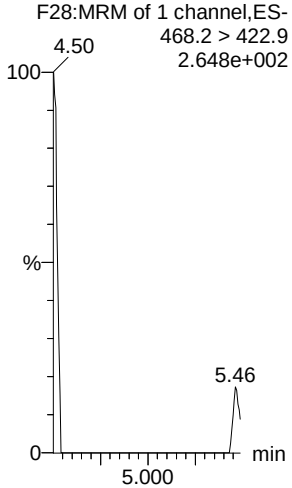

Vista Analytical Laboratory

Dataset: Untitled

Last Altered: Tuesday, August 21, 2018 16:02:43 Pacific Daylight Time
Printed: Tuesday, August 21, 2018 16:02:51 Pacific Daylight Time

Name: 180821M2_12, Date: 21-Aug-2018, Time: 14:01:27, ID: IPA, Description: IPA

PFOSA

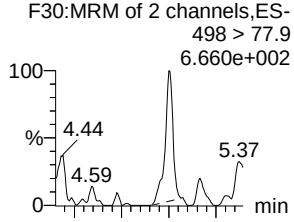

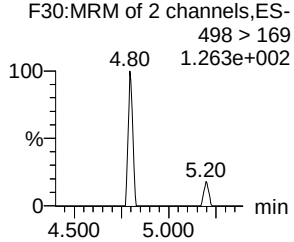

L-PFOS

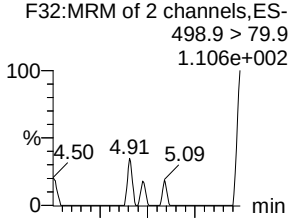

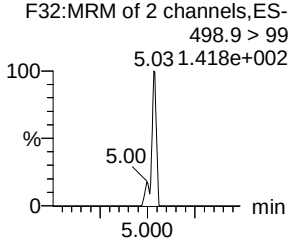

PFDA

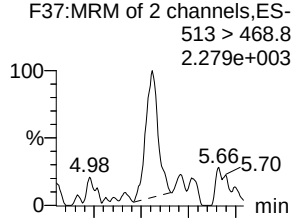

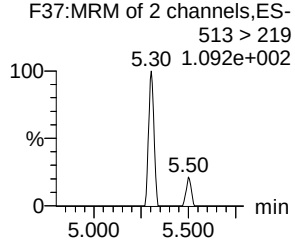

8:2 FTS

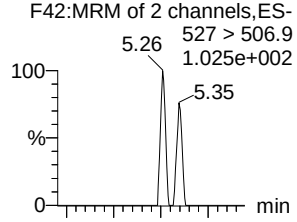

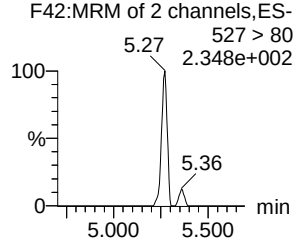

PFNS

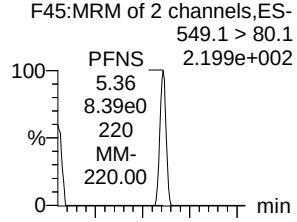

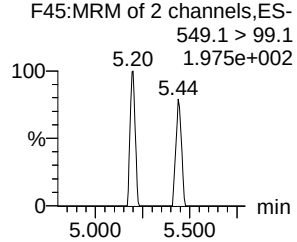

L-MeFOSAA

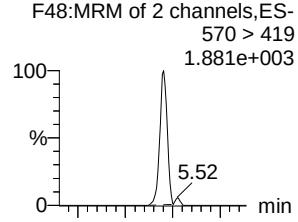

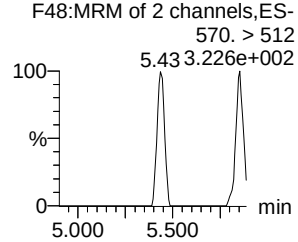

13C8-PFOSA

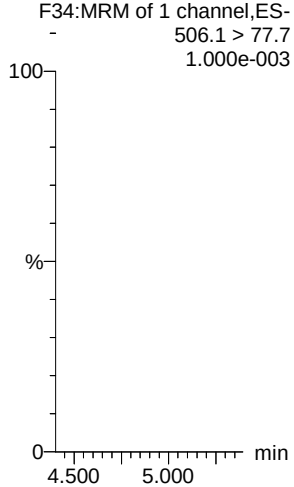

13C8-PFOS

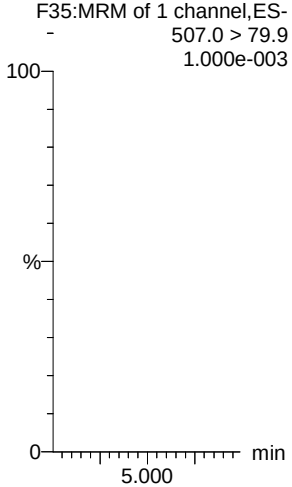

13C2-PFDA

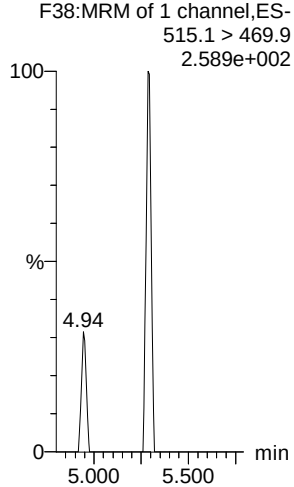

13C2-8:2 FTS

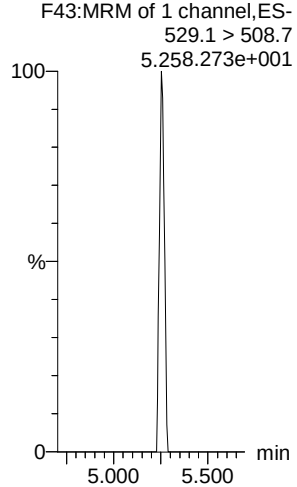

13C8-PFOS

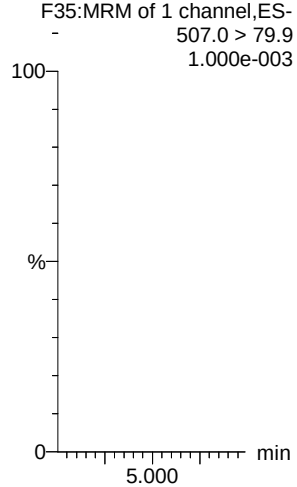

d3-N-MeFOSAA

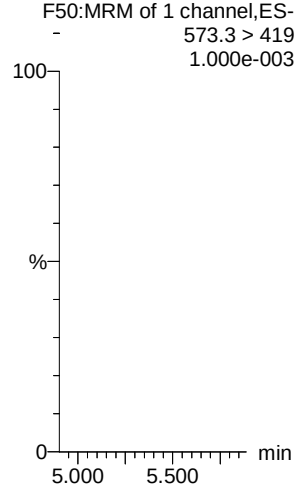

Vista Analytical Laboratory

Dataset: Untitled

Last Altered: Tuesday, August 21, 2018 16:02:43 Pacific Daylight Time
Printed: Tuesday, August 21, 2018 16:02:51 Pacific Daylight Time

Name: 180821M2_12, Date: 21-Aug-2018, Time: 14:01:27, ID: IPA, Description: IPA

L-EtFOSAA

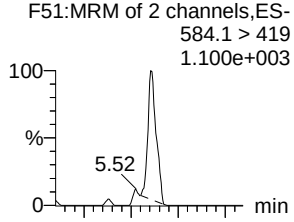

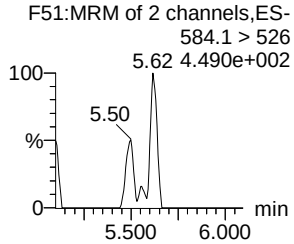

PFDoA

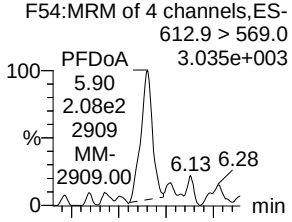

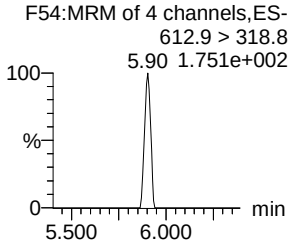

PFDS

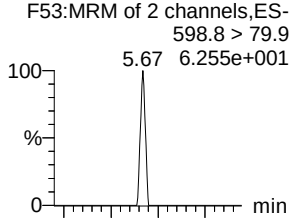

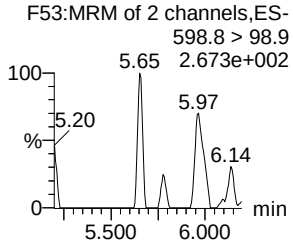

PFUdA

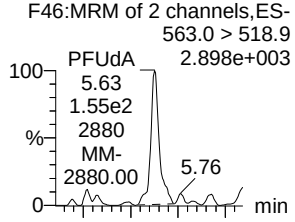

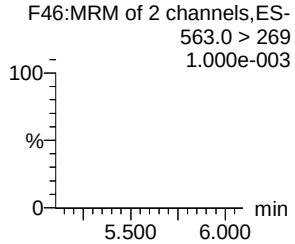

N-MeFOSA

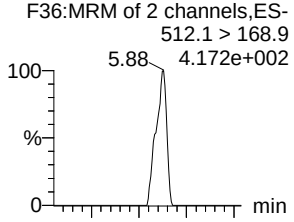

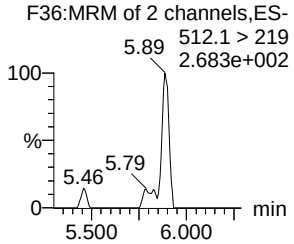

PFTrDA

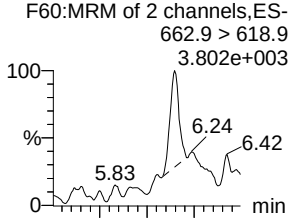

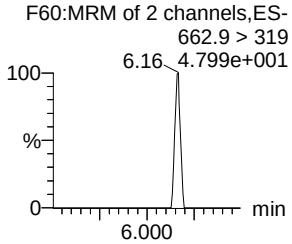

d5-N-EtFOSAA

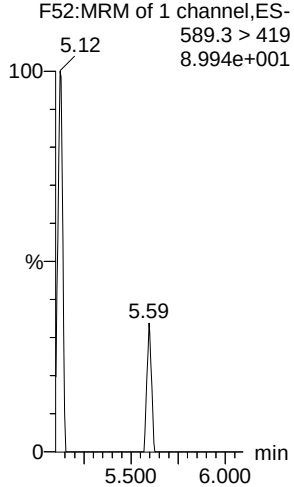

13C2-PFDoA

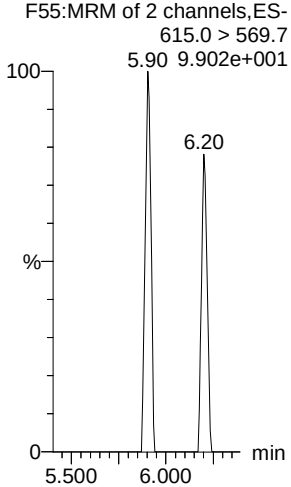

13C8-PFOS

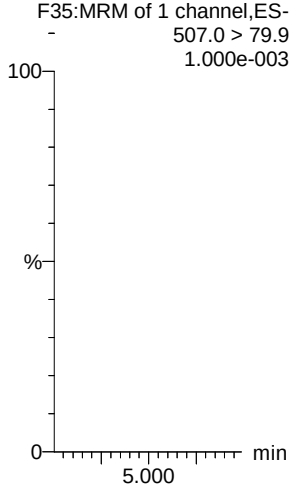

13C2-PFUdA

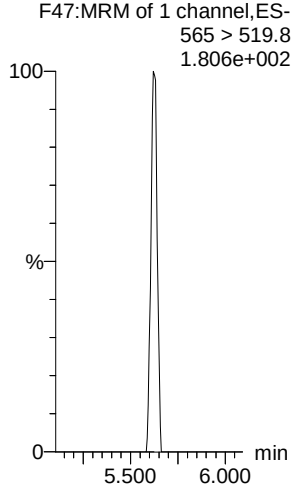

d3-N-MeFOSA

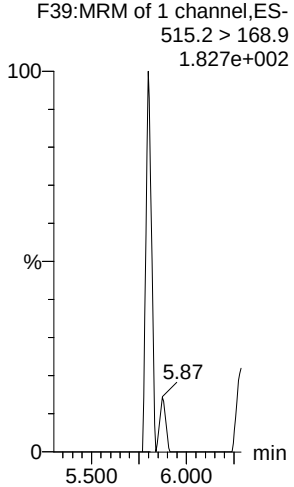

13C2-PFDoA

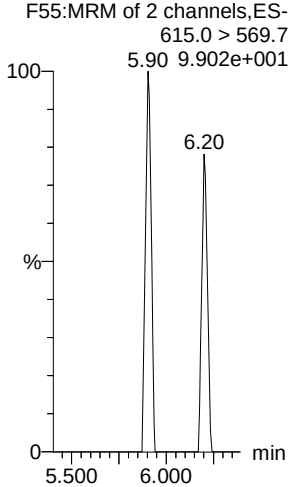

Vista Analytical Laboratory

Dataset: Untitled

Last Altered: Tuesday, August 21, 2018 16:02:43 Pacific Daylight Time
Printed: Tuesday, August 21, 2018 16:02:51 Pacific Daylight Time

Name: 180821M2_12, Date: 21-Aug-2018, Time: 14:01:27, ID: IPA, Description: IPA

PFTeDA

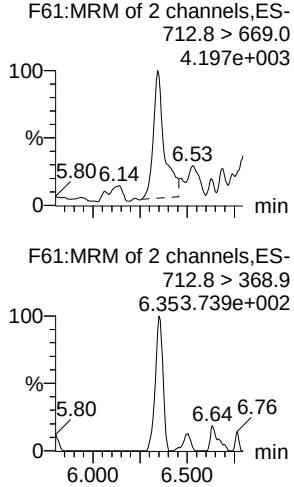

N-EtFOSA

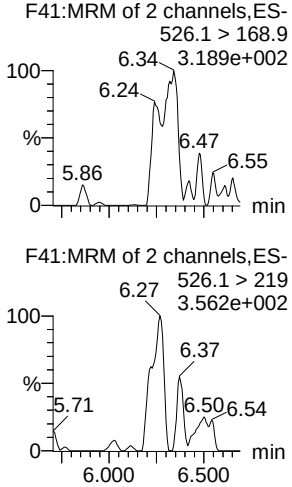

PFHxDA

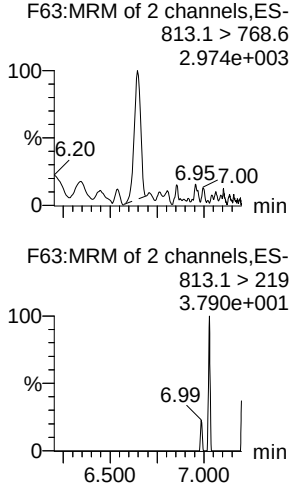

PFODA

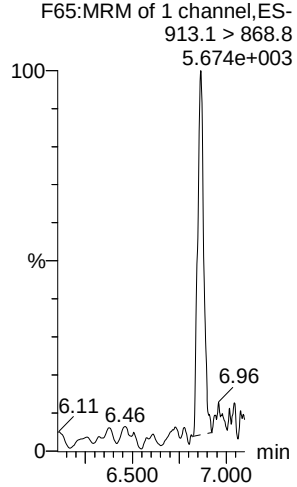

N-MeFOSE

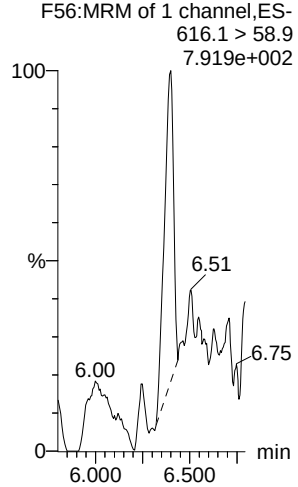

N-EtFOSE

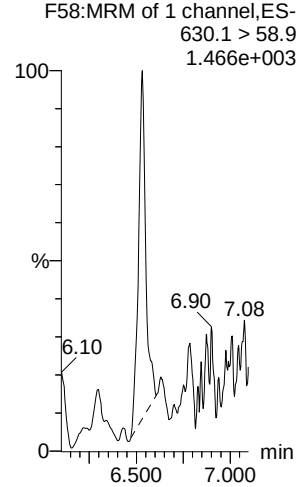

13C2-PFTeDA

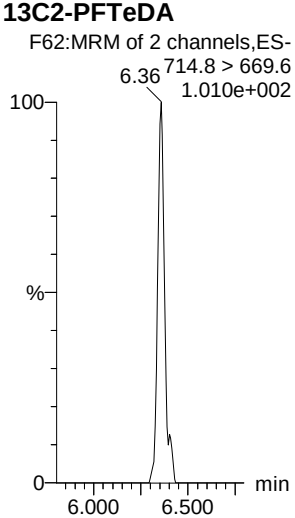

d5-N-ETFOSA

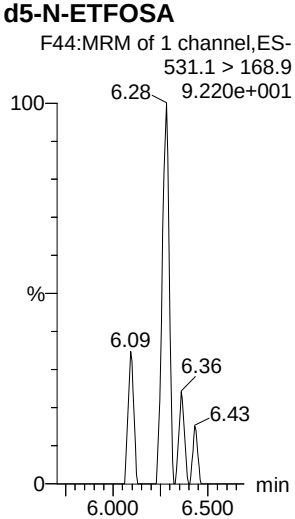

13C2-PFHxDA

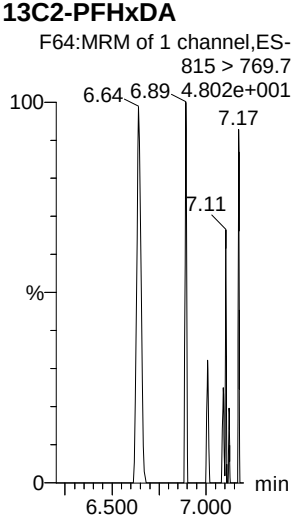

13C2-PFHxDA

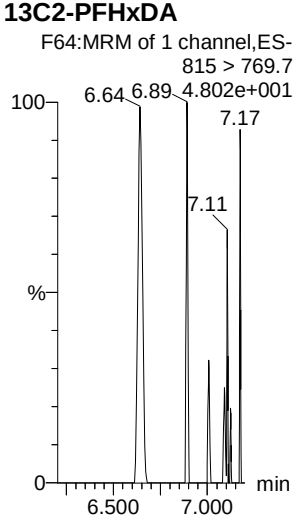

d7-N-MeFOSE

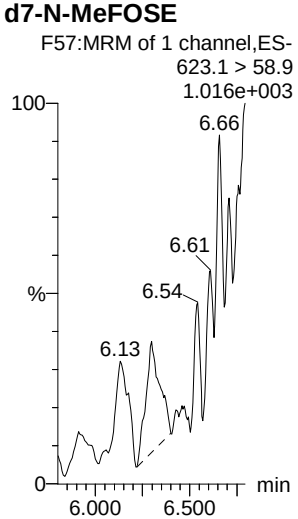

d9-N-EtFOSE

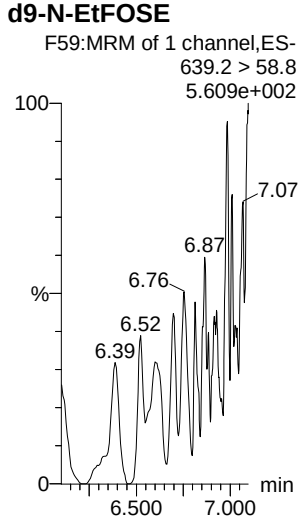

Vista Analytical Laboratory

Dataset: Untitled

Last Altered: Tuesday, August 21, 2018 16:02:43 Pacific Daylight Time
Printed: Tuesday, August 21, 2018 16:02:51 Pacific Daylight Time

Name: 180821M2_12, Date: 21-Aug-2018, Time: 14:01:27, ID: IPA, Description: IPA

13C4-PFBA

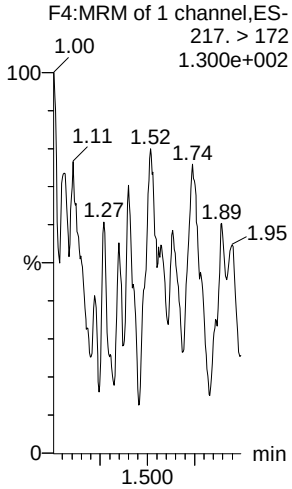

13C5-PFHxA

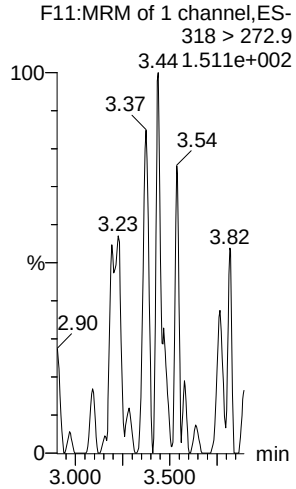

13C3-PFHxS

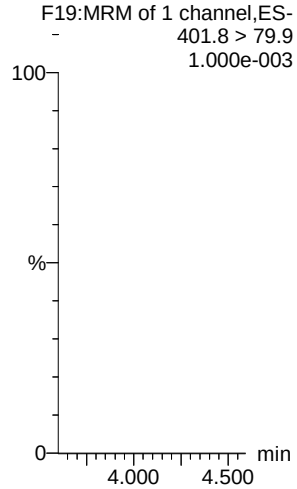

13C8-PFOA

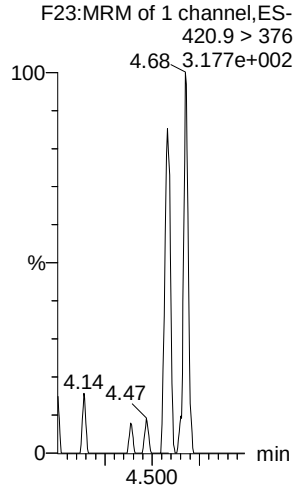

13C9-PFNA

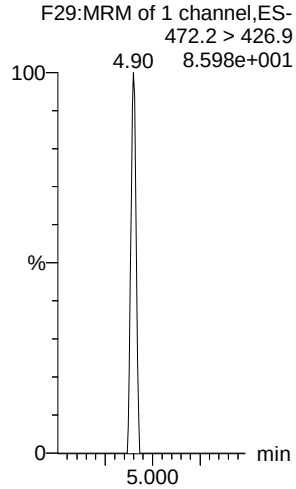

13C4-PFOS

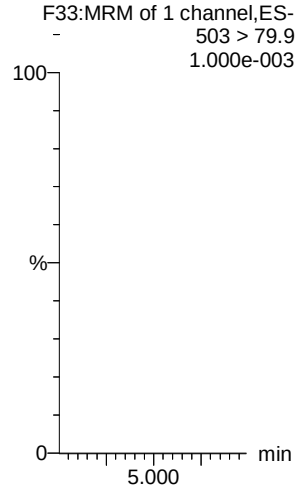

13C6-PFDA

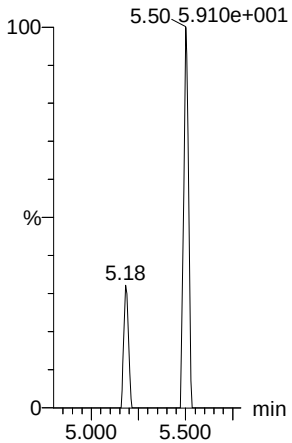

13C7-PFUdA

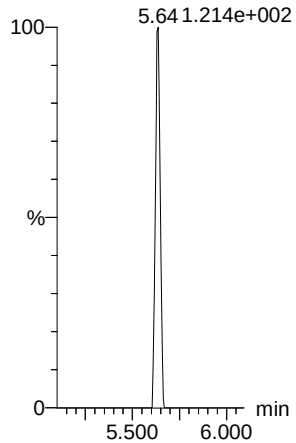

Quantify Compound Summary Report **MassLynx MassLynx V4.1 SCN945 SCN960**
Vista Analytical Laboratory

Dataset: F:\Projects\PFAS.PRO\Results\180827M3\180827M3-CRV.qld

Last Altered: Tuesday, August 28, 2018 10:44:45 Pacific Daylight Time
Printed: Tuesday, August 28, 2018 11:19:35 Pacific Daylight Time

Low Points:
None dropped.

High Points:
✓ 4:2 FTS = 100
✓ 6:2 FTS =
✓ 8:2 FTS
✓ PFUdA = 250

AD 8/28/18

MJT 8/28/18

Method: F:\Projects\PFAS.PRO\MethDB\PFAS_FULL_80C_082718_B.mdb 28 Aug 2018 10:44:43
Calibration: F:\Projects\PFAS.PRO\CurveDB\C18_VAL-PFAS_Q4_08-27-18.cdb 28 Aug 2018 10:38:34

Compound name: PFBA
Coefficient of Determination: R^2 = 0.998209 ✓
Calibration curve: -0.00076883 * x^2 + 1.311 * x + -0.133824
Response type: Internal Std (Ref 36), Area * (IS Conc. / IS Area)
Curve type: 2nd Order, Origin: Exclude, Weighting: 1/x, Axis trans: None

	#	Name	Type	Std. Conc	RT	Area	IS Area	Response	Conc.	%Dev	Conc. Flag	CoD	CoD Flag	x=excluded
1	1	180827M3_2	Standard	0.250	1.26	197.328	8891.273	0.277	0.3	25.5	NO	0.998	NO	MM
2	2	180827M3_3	Standard	0.500	1.22	379.592	8440.352	0.562	0.5	6.2	NO	0.998	NO	MM
3	3	180827M3_4	Standard	1.000	1.22	777.054	8370.582	1.160	1.0	-1.2	NO	0.998	NO	bb
4	4	180827M3_5	Standard	2.000	1.22	1598.313	8794.598	2.272	1.8	-8.2	NO	0.998	NO	MM
5	5	180827M3_6	Standard	5.000	1.22	3917.739	8570.952	5.714	4.5	-10.6	NO	0.998	NO	bb
6	6	180827M3_7	Standard	10.000	1.22	8147.262	8536.818	11.930	9.3	-7.5	NO	0.998	NO	bb
7	7	180827M3_8	Standard	50.000	1.21	40019.992	8326.943	60.076	47.2	-5.5	NO	0.998	NO	bb
8	8	180827M3_9	Standard	100.000	1.21	80338.055	8422.750	119.228	96.5	-3.5	NO	0.998	NO	bb
9	9	180827M3_10	Standard	250.000	1.20	190763.234	8064.870	295.670	267.6	7.1	NO	0.998	NO	bb
10	10	180827M3_11	Standard	500.000	1.21	327992.188	8985.382	456.286	487.5	-2.5	NO	0.998	NO	MM

Compound name: PFPeA
Coefficient of Determination: R^2 = 0.998709 ✓
Calibration curve: -0.000549501 * x^2 + 1.04345 * x + -0.0732011
Response type: Internal Std (Ref 37), Area * (IS Conc. / IS Area)
Curve type: 2nd Order, Origin: Exclude, Weighting: 1/x, Axis trans: None

	#	Name	Type	Std. Conc	RT	Area	IS Area	Response	Conc.	%Dev	Conc. Flag	CoD	CoD Flag	x=excluded
1	1	180827M3_2	Standard	0.250	2.21	389.777	19805.744	0.246	0.3	22.4	NO	0.999	NO	bb
2	2	180827M3_3	Standard	0.500	2.22	726.579	18801.494	0.483	0.5	6.6	NO	0.999	NO	MM
3	3	180827M3_4	Standard	1.000	2.22	1384.756	18447.119	0.938	1.0	-3.0	NO	0.999	NO	MM
4	4	180827M3_5	Standard	2.000	2.22	2901.158	19822.529	1.829	1.8	-8.7	NO	0.999	NO	MM
5	5	180827M3_6	Standard	5.000	2.22	7231.666	18899.297	4.783	4.7	-6.7	NO	0.999	NO	bb
6	6	180827M3_7	Standard	10.000	2.22	14225.699	18573.125	9.574	9.3	-7.1	NO	0.999	NO	bb
7	7	180827M3_8	Standard	50.000	2.21	69528.883	17846.811	48.698	48.0	-4.1	NO	0.999	NO	MM
8	8	180827M3_9	Standard	100.000	2.22	138191.391	18085.691	95.512	96.5	-3.5	NO	0.999	NO	bb
9	9	180827M3_10	Standard	250.000	2.21	310634.844	16336.642	237.683	264.8	5.9	NO	0.999	NO	bb
10	10	180827M3_11	Standard	500.000	2.21	521049.094	17160.785	379.535	490.5	-1.9	NO	0.999	NO	bb

Dataset: F:\Projects\PFAS.PRO\Results\180827M3\180827M3-CRV.qld

Last Altered: Tuesday, August 28, 2018 10:44:45 Pacific Daylight Time
Printed: Tuesday, August 28, 2018 11:19:35 Pacific Daylight Time

Compound name: PFBS
Coefficient of Determination: R^2 = 0.997996
Calibration curve: -0.00123742 * x^2 + 2.18145 * x + -0.168758
Response type: Internal Std (Ref 38), Area * (IS Conc. / IS Area)
Curve type: 2nd Order, Origin: Include, Weighting: 1/x, Axis trans: None

	#	Name	Type	Std. Conc	RT	Area	IS Area	Response	Conc.	%Dev	Conc. Flag	CoD	CoD Flag	x=excluded
1	1	180827M3_2	Standard	0.250	2.50	76.561	2035.846	0.470	0.3	17.2	NO	0.998	NO	bb
2	2	180827M3_3	Standard	0.500	2.52	141.806	2041.280	0.868	0.5	-4.9	NO	0.998	NO	bb
3	3	180827M3_4	Standard	1.000	2.51	304.409	2078.657	1.831	0.9	-8.3	NO	0.998	NO	bb
4	4	180827M3_5	Standard	2.000	2.52	667.064	2165.688	3.850	1.8	-7.8	NO	0.998	NO	bb
5	5	180827M3_6	Standard	5.000	2.52	1562.930	2111.593	9.252	4.3	-13.4	NO	0.998	NO	bb
6	6	180827M3_7	Standard	10.000	2.52	3164.044	2027.195	19.510	9.1	-9.3	NO	0.998	NO	bb
7	7	180827M3_8	Standard	50.000	2.51	15742.100	1993.681	98.700	46.6	-6.9	NO	0.998	NO	bb
8	8	180827M3_9	Standard	100.000	2.51	30246.066	1878.967	201.215	97.7	-2.3	NO	0.998	NO	bb
9	9	180827M3_10	Standard	250.000	2.51	67207.148	1695.599	495.453	267.9	7.2	NO	0.998	NO	bb
10	10	180827M3_11	Standard	500.000	2.51	107240.219	1743.074	769.045	487.3	-2.5	NO	0.998	NO	bb

Compound name: 4:2 FTS
Coefficient of Determination: R^2 = 0.999771
Calibration curve: -0.00332917 * x^2 + 1.22389 * x + -0.0103556
Response type: Internal Std (Ref 39), Area * (IS Conc. / IS Area)
Curve type: 2nd Order, Origin: Exclude, Weighting: 1/x, Axis trans: None

	#	Name	Type	Std. Conc	RT	Area	IS Area	Response	Conc.	%Dev	Conc. Flag	CoD	CoD Flag	x=excluded
1	1	180827M3_2	Standard	0.250	2.92	84.361	3822.397	0.276	0.2	-6.4	NO	1.000	NO	bb
2	2	180827M3_3	Standard	0.500	2.94	165.297	3526.760	0.586	0.5	-2.4	NO	1.000	NO	bb
3	3	180827M3_4	Standard	1.000	2.94	350.897	3427.212	1.280	1.1	5.7	NO	1.000	NO	bb
4	4	180827M3_5	Standard	2.000	2.94	730.837	3793.200	2.408	2.0	-0.6	NO	1.000	NO	bb
5	5	180827M3_6	Standard	5.000	2.94	1841.400	3722.251	6.184	5.1	2.7	NO	1.000	NO	bb
6	6	180827M3_7	Standard	10.000	2.94	3385.106	3477.053	12.169	10.2	2.4	NO	1.000	NO	bb
7	7	180827M3_8	Standard	50.000	2.94	16078.000	3862.703	52.030	49.1	-1.9	NO	1.000	NO	bb
8	8	180827M3_9	Standard	100.000	2.94	29770.666	4159.458	89.467	100.7	0.7	NO	1.000	NO	bb
9	9	180827M3_10	Standard	250.000	2.93	66030.289	5214.766	158.277			NO	1.000	NO	bbXI
10	10	180827M3_11	Standard	500.000	2.94	103764.734	6329.618	204.919			NO	1.000	NO	bbXI

Dataset: F:\Projects\PFAS.PRO\Results\180827M3\180827M3-CRV.qld

Last Altered: Tuesday, August 28, 2018 10:44:45 Pacific Daylight Time
Printed: Tuesday, August 28, 2018 11:19:35 Pacific Daylight Time

Compound name: PFHxA
Coefficient of Determination: R^2 = 0.999026 ✓
Calibration curve: -0.000677517 * x^2 + 1.11208 * x + -0.0389874
Response type: Internal Std (Ref 40), Area * (IS Conc. / IS Area)
Curve type: 2nd Order, Origin: Include, Weighting: 1/x, Axis trans: None

	#	Name	Type	Std. Conc	RT	Area	IS Area	Response	Conc.	%Dev	Conc. Flag	CoD	CoD Flag	x=excluded
1	1	180827M3_2	Standard	0.250	3.01	704.886	12783.715	0.276	0.3	13.2	NO	0.999	NO	bb
2	2	180827M3_3	Standard	0.500	3.02	1337.217	12476.152	0.536	0.5	3.4	NO	0.999	NO	bb
3	3	180827M3_4	Standard	1.000	3.02	2411.303	11813.464	1.021	1.0	-4.7	NO	0.999	NO	bb
4	4	180827M3_5	Standard	2.000	3.02	5236.040	12833.322	2.040	1.9	-6.4	NO	0.999	NO	bb
5	5	180827M3_6	Standard	5.000	3.02	12703.964	12662.690	5.016	4.6	-8.8	NO	0.999	NO	bb
6	6	180827M3_7	Standard	10.000	3.02	24636.438	12213.636	10.086	9.2	-8.4	NO	0.999	NO	bb
7	7	180827M3_8	Standard	50.000	3.02	120994.602	11626.987	52.032	48.2	-3.5	NO	0.999	NO	bb
8	8	180827M3_9	Standard	100.000	3.02	229795.578	11231.641	102.298	97.9	-2.1	NO	0.999	NO	bb
9	9	180827M3_10	Standard	250.000	3.02	502688.719	10243.891	245.360	262.7	5.1	NO	0.999	NO	bb
10	10	180827M3_11	Standard	500.000	3.02	808400.750	10570.520	382.385	490.4	-1.9 ✓	NO	0.999	NO	bb

Compound name: PFPeS
Coefficient of Determination: R^2 = 0.999079 ✓
Calibration curve: -0.00121053 * x^2 + 1.84552 * x + -0.100699
Response type: Internal Std (Ref 38), Area * (IS Conc. / IS Area)
Curve type: 2nd Order, Origin: Exclude, Weighting: 1/x, Axis trans: None

	#	Name	Type	Std. Conc	RT	Area	IS Area	Response	Conc.	%Dev	Conc. Flag	CoD	CoD Flag	x=excluded
1	1	180827M3_2	Standard	0.250	3.22	77.605	2035.846	0.476	0.3	25.1	NO	0.999	NO	bb
2	2	180827M3_3	Standard	0.500	3.23	141.617	2041.280	0.867	0.5	4.9	NO	0.999	NO	bb
3	3	180827M3_4	Standard	1.000	3.23	279.063	2078.657	1.678	1.0	-3.6	NO	0.999	NO	bb
4	4	180827M3_5	Standard	2.000	3.23	548.094	2165.688	3.164	1.8	-11.5	NO	0.999	NO	bb
5	5	180827M3_6	Standard	5.000	3.23	1386.703	2111.593	8.209	4.5	-9.7	NO	0.999	NO	bb
6	6	180827M3_7	Standard	10.000	3.23	2897.396	2027.195	17.866	9.8	-2.0	NO	0.999	NO	bb
7	7	180827M3_8	Standard	50.000	3.23	13542.981	1993.681	84.912	47.5	-4.9	NO	0.999	NO	bb
8	8	180827M3_9	Standard	100.000	3.23	25528.744	1878.967	169.832	98.4	-1.6	NO	0.999	NO	bb
9	9	180827M3_10	Standard	250.000	3.23	54313.020	1695.599	400.397	262.1	4.8	NO	0.999	NO	bb
10	10	180827M3_11	Standard	500.000	3.23	85561.789	1743.074	613.584	490.0	-2.0 ✓	NO	0.999	NO	bb

Dataset: F:\Projects\PFAS.PRO\Results\180827M3\180827M3-CRV.qld

Last Altered: Tuesday, August 28, 2018 10:44:45 Pacific Daylight Time
Printed: Tuesday, August 28, 2018 11:19:35 Pacific Daylight Time

Compound name: PFHpA
Coefficient of Determination: R^2 = 0.998494
Calibration curve: -0.000730061 * x^2 + 1.2883 * x + -0.0828975
Response type: Internal Std (Ref 41), Area * (IS Conc. / IS Area)
Curve type: 2nd Order, Origin: Exclude, Weighting: 1/x, Axis trans: None

	#	Name	Type	Std. Conc	RT	Area	IS Area	Response	Conc.	%Dev	Conc. Flag	CoD	CoD Flag	x=excluded
1	1	180827M3_2	Standard	0.250	3.64	397.223	16764.494	0.296	0.3	17.7	NO	0.998	NO	MM
2	2	180827M3_3	Standard	0.500	3.65	742.647	16956.795	0.547	0.5	-2.1	NO	0.998	NO	MM
3	3	180827M3_4	Standard	1.000	3.65	1622.600	15855.251	1.279	1.1	5.8	NO	0.998	NO	bb
4	4	180827M3_5	Standard	2.000	3.65	3346.169	17265.563	2.423	1.9	-2.7	NO	0.998	NO	bb
5	5	180827M3_6	Standard	5.000	3.65	7648.838	16144.775	5.922	4.7	-6.5	NO	0.998	NO	bb
6	6	180827M3_7	Standard	10.000	3.65	15453.849	16561.949	11.664	9.2	-8.3	NO	0.998	NO	bb
7	7	180827M3_8	Standard	50.000	3.65	72971.445	15243.361	59.839	47.8	-4.4	NO	0.998	NO	bb
8	8	180827M3_9	Standard	100.000	3.65	137816.547	14727.826	116.970	96.1	-3.9	NO	0.998	NO	bb
9	9	180827M3_10	Standard	250.000	3.65	290618.281	12477.548	291.141	266.2	6.5	NO	0.998	NO	bb
10	10	180827M3_11	Standard	500.000	3.65	473683.750	13003.293	455.350	489.0	-2.2	NO	0.998	NO	bb

Compound name: L-PFHxS
Coefficient of Determination: R^2 = 0.996301
Calibration curve: -0.000929271 * x^2 + 1.85993 * x + -0.0944401
Response type: Internal Std (Ref 42), Area * (IS Conc. / IS Area)
Curve type: 2nd Order, Origin: Include, Weighting: 1/x, Axis trans: None

	#	Name	Type	Std. Conc	RT	Area	IS Area	Response	Conc.	%Dev	Conc. Flag	CoD	CoD Flag	x=excluded
1	1	180827M3_2	Standard	0.250	3.79	67.763	1831.790	0.462	0.3	19.8	NO	0.996	NO	MM
2	2	180827M3_3	Standard	0.500	3.81	101.357	1800.752	0.704	0.4	-14.2	NO	0.996	NO	MM
3	3	180827M3_4	Standard	1.000	3.81	243.929	1714.766	1.778	1.0	0.7	NO	0.996	NO	MM
4	4	180827M3_5	Standard	2.000	3.81	537.229	1807.889	3.714	2.0	2.5	NO	0.996	NO	MM
5	5	180827M3_6	Standard	5.000	3.81	1189.927	1821.439	8.166	4.5	-11.0	NO	0.996	NO	MM
6	6	180827M3_7	Standard	10.000	3.81	2464.460	1868.096	16.490	9.0	-10.4	NO	0.996	NO	MM
7	7	180827M3_8	Standard	50.000	3.81	11573.979	1765.566	81.942	45.1	-9.8	NO	0.996	NO	MM
8	8	180827M3_9	Standard	100.000	3.81	22168.264	1645.424	168.408	95.1	-4.9	NO	0.996	NO	MM
9	9	180827M3_10	Standard	250.000	3.81	50450.094	1429.618	441.115	275.0	10.0	NO	0.996	NO	MM
10	10	180827M3_11	Standard	500.000	3.81	81591.719	1493.367	682.951	484.5	-3.1	NO	0.996	NO	MM

Dataset: F:\Projects\PFAS.PRO\Results\180827M3\180827M3-CRV.qld

Last Altered: Tuesday, August 28, 2018 10:44:45 Pacific Daylight Time
Printed: Tuesday, August 28, 2018 11:19:35 Pacific Daylight Time

Compound name: 6:2 FTS
Coefficient of Determination: R^2 = 0.998532
Calibration curve: -0.0031111 * x^2 + 1.31975 * x + 0.0366132
Response type: Internal Std (Ref 43), Area * (IS Conc. / IS Area)
Curve type: 2nd Order, Origin: Include, Weighting: 1/x, Axis trans: None

	#	Name	Type	Std. Conc	RT	Area	IS Area	Response	Conc.	%Dev	Conc. Flag	CoD	CoD Flag	x=excluded
1	1	180827M3_2	Standard	0.250	4.12	124.902	4290.726	0.364	0.2	-0.8	NO	0.999	NO	bb
2	2	180827M3_3	Standard	0.500	4.12	194.797	3494.419	0.697	0.5	0.2	NO	0.999	NO	bb
3	3	180827M3_4	Standard	1.000	4.13	363.341	3593.951	1.264	0.9	-6.8	NO	0.999	NO	MM
4	4	180827M3_5	Standard	2.000	4.13	844.779	3495.250	3.021	2.3	13.7	NO	0.999	NO	bb
5	5	180827M3_6	Standard	5.000	4.13	1922.930	3651.722	6.582	5.0	0.4	NO	0.999	NO	MM
6	6	180827M3_7	Standard	10.000	4.12	3976.637	3582.341	13.876	10.8	7.6	NO	0.999	NO	bb
7	7	180827M3_8	Standard	50.000	4.12	17695.773	3952.520	55.964	47.8	-4.5	NO	0.999	NO	bb
8	8	180827M3_9	Standard	100.000	4.12	34961.531	4287.063	101.939	101.5	1.5	NO	0.999	NO	bb
9	9	180827M3_10	Standard	250.000	4.12	73502.484	5441.571	168.845			NO	0.999	NO	bbXI
10	10	180827M3_11	Standard	500.000	4.12	114881.672	6806.929	210.965			NO	0.999	NO	bbXI

Compound name: L-PFOA
Coefficient of Determination: R^2 = 0.999381
Calibration curve: -0.000856432 * x^2 + 1.51515 * x + -0.0261039
Response type: Internal Std (Ref 44), Area * (IS Conc. / IS Area)
Curve type: 2nd Order, Origin: Exclude, Weighting: 1/x, Axis trans: None

	#	Name	Type	Std. Conc	RT	Area	IS Area	Response	Conc.	%Dev	Conc. Flag	CoD	CoD Flag	x=excluded
1	1	180827M3_2	Standard	0.250	4.18	986.847	27622.662	0.447	0.3	24.8	NO	0.999	NO	bb
2	2	180827M3_3	Standard	0.500	4.19	1378.028	27493.264	0.627	0.4	-13.8	NO	0.999	NO	MM
3	3	180827M3_4	Standard	1.000	4.19	3105.005	26116.377	1.486	1.0	-0.1	NO	0.999	NO	MM
4	4	180827M3_5	Standard	2.000	4.19	7095.681	28555.406	3.106	2.1	3.5	NO	0.999	NO	bb
5	5	180827M3_6	Standard	5.000	4.19	15837.224	27535.805	7.189	4.8	-4.5	NO	0.999	NO	bb
6	6	180827M3_7	Standard	10.000	4.18	31175.715	27936.895	13.949	9.3	-7.3	NO	0.999	NO	bb
7	7	180827M3_8	Standard	50.000	4.18	147250.922	26024.434	70.727	48.0	-4.0	NO	0.999	NO	bb
8	8	180827M3_9	Standard	100.000	4.18	280603.781	24787.066	141.507	98.9	-1.1	NO	0.999	NO	bb
9	9	180827M3_10	Standard	250.000	4.18	613005.063	22854.219	335.280	259.3	3.7	NO	0.999	NO	bb
10	10	180827M3_11	Standard	500.000	4.18	1007235.125	23358.334	539.013	493.3	-1.3	NO	0.999	NO	bb

Dataset: F:\Projects\PFAS.PRO\Results\180827M3\180827M3-CRV.qld

Last Altered: Tuesday, August 28, 2018 10:44:45 Pacific Daylight Time
Printed: Tuesday, August 28, 2018 11:19:35 Pacific Daylight Time

Compound name: PFHpS
Coefficient of Determination: R^2 = 0.999631
Calibration curve: -0.000387987 * x^2 + 0.926012 * x + -0.0684124
Response type: Internal Std (Ref 47), Area * (IS Conc. / IS Area)
Curve type: 2nd Order, Origin: Exclude, Weighting: 1/x, Axis trans: None

	#	Name	Type	Std. Conc	RT	Area	IS Area	Response	Conc.	%Dev	Conc. Flag	CoD	CoD Flag	x=excluded
1	1	180827M3_2	Standard	0.250	4.29	72.322	4615.290	0.196	0.3	14.2	NO	1.000	NO	bb
2	2	180827M3_3	Standard	0.500	4.30	136.337	4365.112	0.390	0.5	-0.9	NO	1.000	NO	bb
3	3	180827M3_4	Standard	1.000	4.30	278.381	4284.439	0.812	1.0	-4.9	NO	1.000	NO	bb
4	4	180827M3_5	Standard	2.000	4.30	627.215	4399.468	1.782	2.0	0.0	NO	1.000	NO	bb
5	5	180827M3_6	Standard	5.000	4.30	1596.126	4484.754	4.449	4.9	-2.2	NO	1.000	NO	bb
6	6	180827M3_7	Standard	10.000	4.30	3230.610	4558.487	8.859	9.7	-3.2	NO	1.000	NO	bb
7	7	180827M3_8	Standard	50.000	4.30	14926.442	4310.037	43.290	47.8	-4.4	NO	1.000	NO	bb
8	8	180827M3_9	Standard	100.000	4.30	28122.053	3984.518	88.223	99.5	-0.5	NO	1.000	NO	bb
9	9	180827M3_10	Standard	250.000	4.30	62649.227	3689.819	212.237	256.9	2.8	NO	1.000	NO	bb
10	10	180827M3_11	Standard	500.000	4.30	99498.156	3419.604	363.705	495.9	-0.8	NO	1.000	NO	bb

Compound name: PFNA
Coefficient of Determination: R^2 = 0.997187
Calibration curve: -0.000654023 * x^2 + 1.27124 * x + -0.0656751
Response type: Internal Std (Ref 45), Area * (IS Conc. / IS Area)
Curve type: 2nd Order, Origin: Exclude, Weighting: 1/x, Axis trans: None

	#	Name	Type	Std. Conc	RT	Area	IS Area	Response	Conc.	%Dev	Conc. Flag	CoD	CoD Flag	x=excluded
1	1	180827M3_2	Standard	0.250	4.62	753.569	28806.359	0.327	0.3	23.6	NO	0.997	NO	db
2	2	180827M3_3	Standard	0.500	4.63	1333.485	29113.936	0.573	0.5	0.4	NO	0.997	NO	bb
3	3	180827M3_4	Standard	1.000	4.63	2602.182	27218.262	1.195	1.0	-0.8	NO	0.997	NO	bb
4	4	180827M3_5	Standard	2.000	4.63	5540.733	28136.162	2.462	2.0	-0.5	NO	0.997	NO	bb
5	5	180827M3_6	Standard	5.000	4.63	13311.242	28802.186	5.777	4.6	-7.9	NO	0.997	NO	bb
6	6	180827M3_7	Standard	10.000	4.63	26610.619	28648.443	11.611	9.2	-7.7	NO	0.997	NO	bb
7	7	180827M3_8	Standard	50.000	4.63	123228.852	27261.814	56.503	45.6	-8.9	NO	0.997	NO	bb
8	8	180827M3_9	Standard	100.000	4.63	236581.953	25584.369	115.589	95.7	-4.3	NO	0.997	NO	bb
9	9	180827M3_10	Standard	250.000	4.63	505432.781	21259.738	297.177	271.8	8.7	NO	0.997	NO	bb
10	10	180827M3_11	Standard	500.000	4.63	827580.188	22321.604	463.441	486.3	-2.7	NO	0.997	NO	bb

Dataset: F:\Projects\PFAS.PRO\Results\180827M3\180827M3-CRV.qld

Last Altered: Tuesday, August 28, 2018 10:44:45 Pacific Daylight Time
Printed: Tuesday, August 28, 2018 11:19:35 Pacific Daylight Time

Compound name: PFOSA
Coefficient of Determination: R^2 = 0.999587
Calibration curve: -0.000567511 * x^2 + 1.17326 * x + -0.0508794
Response type: Internal Std (Ref 46), Area * (IS Conc. / IS Area)
Curve type: 2nd Order, Origin: Exclude, Weighting: 1/x, Axis trans: None

	#	Name	Type	Std. Conc	RT	Area	IS Area	Response	Conc.	%Dev	Conc. Flag	CoD	CoD Flag	x=excluded
1	1	180827M3_2	Standard	0.250	4.68	167.713	7087.701	0.296	0.3	18.2	NO	1.000	NO	bb
2	2	180827M3_3	Standard	0.500	4.69	245.760	5795.965	0.530	0.5	-1.0	NO	1.000	NO	bb
3	3	180827M3_4	Standard	1.000	4.69	508.141	5604.242	1.133	1.0	1.0	NO	1.000	NO	bb
4	4	180827M3_5	Standard	2.000	4.69	1115.743	6184.438	2.255	2.0	-1.6	NO	1.000	NO	bd
5	5	180827M3_6	Standard	5.000	4.69	2573.213	6118.436	5.257	4.5	-9.3	NO	1.000	NO	bb
6	6	180827M3_7	Standard	10.000	4.68	5334.903	6215.611	10.729	9.2	-7.7	NO	1.000	NO	bb
7	7	180827M3_8	Standard	50.000	4.68	26968.955	5847.821	57.647	50.4	0.8	NO	1.000	NO	bb
8	8	180827M3_9	Standard	100.000	4.68	50841.469	5817.542	109.242	97.8	-2.2	NO	1.000	NO	bb
9	9	180827M3_10	Standard	250.000	4.68	113049.703	5362.018	263.543	256.5	2.6	NO	1.000	NO	bb
10	10	180827M3_11	Standard	500.000	4.68	184592.875	5217.104	442.278	496.0	-0.8	NO	1.000	NO	bb

Compound name: L-PFOS
Coefficient of Determination: R^2 = 0.999516
Calibration curve: -0.000346465 * x^2 + 1.09718 * x + -0.0391698
Response type: Internal Std (Ref 47), Area * (IS Conc. / IS Area)
Curve type: 2nd Order, Origin: Include, Weighting: 1/x, Axis trans: None

	#	Name	Type	Std. Conc	RT	Area	IS Area	Response	Conc.	%Dev	Conc. Flag	CoD	CoD Flag	x=excluded
1	1	180827M3_2	Standard	0.250	4.71	83.664	4615.290	0.227	0.2	-3.1	NO	1.000	NO	MM
2	2	180827M3_3	Standard	0.500	4.72	206.592	4365.112	0.592	0.6	15.0	NO	1.000	NO	MM
3	3	180827M3_4	Standard	1.000	4.72	278.848	4284.439	0.814	0.8	-22.3	NO	1.000	NO	MM
4	4	180827M3_5	Standard	2.000	4.72	806.565	4399.468	2.292	2.1	6.3	NO	1.000	NO	MM
5	5	180827M3_6	Standard	5.000	4.72	1976.293	4484.754	5.508	5.1	1.3	NO	1.000	NO	MM
6	6	180827M3_7	Standard	10.000	4.72	3596.544	4558.487	9.862	9.1	-9.5	NO	1.000	NO	MM
7	7	180827M3_8	Standard	50.000	4.72	17965.959	4310.037	52.105	48.3	-3.5	NO	1.000	NO	MM
8	8	180827M3_9	Standard	100.000	4.72	33738.621	3984.518	105.843	99.6	-0.4	NO	1.000	NO	MM
9	9	180827M3_10	Standard	250.000	4.72	76298.906	3689.819	258.478	256.4	2.6	NO	1.000	NO	MM
10	10	180827M3_11	Standard	500.000	4.72	125642.617	3419.604	459.273	496.5	-0.7	NO	1.000	NO	MM

Dataset: F:\Projects\PFAS.PRO\Results\180827M3\180827M3-CRV.qld

Last Altered: Tuesday, August 28, 2018 10:44:45 Pacific Daylight Time
Printed: Tuesday, August 28, 2018 11:19:35 Pacific Daylight Time

Compound name: PFDA
Coefficient of Determination: R^2 = 0.999070
Calibration curve: -0.000827431 * x^2 + 1.49693 * x + -0.0864565
Response type: Internal Std (Ref 48), Area * (IS Conc. / IS Area)
Curve type: 2nd Order, Origin: Exclude, Weighting: 1/x, Axis trans: None

	#	Name	Type	Std. Conc	RT	Area	IS Area	Response	Conc.	%Dev	Conc. Flag	CoD	CoD Flag	x=excluded
1	1	180827M3_2	Standard	0.250	5.01	819.389	26513.094	0.386	0.3	26.4	NO	0.999	NO	MM
2	2	180827M3_3	Standard	0.500	5.01	1432.142	26016.736	0.688	0.5	3.5	NO	0.999	NO	bd
3	3	180827M3_4	Standard	1.000	5.02	2748.510	25401.734	1.353	1.0	-3.8	NO	0.999	NO	bb
4	4	180827M3_5	Standard	2.000	5.01	6173.946	28375.563	2.720	1.9	-6.2	NO	0.999	NO	bb
5	5	180827M3_6	Standard	5.000	5.01	14136.854	26029.975	6.789	4.6	-7.9	NO	0.999	NO	bb
6	6	180827M3_7	Standard	10.000	5.01	27898.938	25925.217	13.452	9.1	-9.1	NO	0.999	NO	bb
7	7	180827M3_8	Standard	50.000	5.01	135382.656	24523.150	69.008	47.4	-5.2	NO	0.999	NO	bb
8	8	180827M3_9	Standard	100.000	5.01	255244.453	22715.465	140.457	99.3	-0.7	NO	0.999	NO	bb
9	9	180827M3_10	Standard	250.000	5.01	544488.813	20347.094	334.500	261.2	4.5	NO	0.999	NO	bb
10	10	180827M3_11	Standard	500.000	5.01	896838.500	20912.715	536.061	491.9	-1.6	NO	0.999	NO	bb

Compound name: 8:2 FTS
Coefficient of Determination: R^2 = 0.999216
Calibration curve: -0.00306172 * x^2 + 1.29081 * x + 0.154454
Response type: Internal Std (Ref 49), Area * (IS Conc. / IS Area)
Curve type: 2nd Order, Origin: Exclude, Weighting: 1/x, Axis trans: None

	#	Name	Type	Std. Conc	RT	Area	IS Area	Response	Conc.	%Dev	Conc. Flag	CoD	CoD Flag	x=excluded
1	1	180827M3_2	Standard	0.250	4.98	145.025	4764.272	0.381	0.2	-29.9	NO	0.999	NO	bb
2	2	180827M3_3	Standard	0.500	4.98	209.244	3003.305	0.871	0.6	11.2	NO	0.999	NO	bb
3	3	180827M3_4	Standard	1.000	4.98	390.476	2927.814	1.667	1.2	17.5	NO	0.999	NO	bb
4	4	180827M3_5	Standard	2.000	4.98	719.312	3374.354	2.665	2.0	-2.3	NO	0.999	NO	bb
5	5	180827M3_6	Standard	5.000	4.98	1840.898	3332.825	6.904	5.3	5.9	NO	0.999	NO	bb
6	6	180827M3_7	Standard	10.000	4.98	3381.359	3359.133	12.583	9.9	-1.4	NO	0.999	NO	bb
7	7	180827M3_8	Standard	50.000	4.98	16285.546	3611.552	56.366	49.3	-1.4	NO	0.999	NO	bb
8	8	180827M3_9	Standard	100.000	4.98	29304.623	3701.818	98.953	100.5	0.5	NO	0.999	NO	bb
9	9	180827M3_10	Standard	250.000	4.98	65713.844	4763.175	172.453			NO	0.999	NO	bbXI
10	10	180827M3_11	Standard	500.000	4.98	102427.156	6906.180	185.390			NO	0.999	NO	bbXI

Dataset: F:\Projects\PFAS.PRO\Results\180827M3\180827M3-CRV.qld

Last Altered: Tuesday, August 28, 2018 10:44:45 Pacific Daylight Time
Printed: Tuesday, August 28, 2018 11:19:35 Pacific Daylight Time

Compound name: PFNS
Coefficient of Determination: R^2 = 0.999169
Calibration curve: -0.000493441 * x^2 + 0.917904 * x + -0.047387
Response type: Internal Std (Ref 47), Area * (IS Conc. / IS Area)
Curve type: 2nd Order, Origin: Exclude, Weighting: 1/x, Axis trans: None

	#	Name	Type	Std. Conc	RT	Area	IS Area	Response	Conc.	%Dev	Conc. Flag	CoD	CoD Flag	x=excluded
1	1	180827M3_2	Standard	0.250	5.07	86.508	4615.290	0.234	0.3	22.8	NO	0.999	NO	bb
2	2	180827M3_3	Standard	0.500	5.08	140.496	4365.112	0.402	0.5	-2.0	NO	0.999	NO	bb
3	3	180827M3_4	Standard	1.000	5.08	267.076	4284.439	0.779	0.9	-9.9	NO	0.999	NO	bb
4	4	180827M3_5	Standard	2.000	5.08	660.706	4399.468	1.877	2.1	5.0	NO	0.999	NO	bb
5	5	180827M3_6	Standard	5.000	5.08	1549.699	4484.754	4.319	4.8	-4.6	NO	0.999	NO	bb
6	6	180827M3_7	Standard	10.000	5.08	3060.931	4558.487	8.393	9.2	-7.6	NO	0.999	NO	bb
7	7	180827M3_8	Standard	50.000	5.08	14423.114	4310.037	41.830	46.8	-6.4	NO	0.999	NO	bb
8	8	180827M3_9	Standard	100.000	5.08	27717.115	3984.518	86.953	100.2	0.2	NO	0.999	NO	bb
9	9	180827M3_10	Standard	250.000	5.08	60528.051	3689.819	205.051	259.7	3.9	NO	0.999	NO	bb
10	10	180827M3_11	Standard	500.000	5.08	90982.984	3419.604	332.579	493.1	-1.4	NO	0.999	NO	bb

√

Compound name: L-MeFOSAA
Coefficient of Determination: R^2 = 0.998966
Calibration curve: -0.000968789 * x^2 + 1.55349 * x + -0.0762908
Response type: Internal Std (Ref 50), Area * (IS Conc. / IS Area)
Curve type: 2nd Order, Origin: Include, Weighting: 1/x, Axis trans: None

	#	Name	Type	Std. Conc	RT	Area	IS Area	Response	Conc.	%Dev	Conc. Flag	CoD	CoD Flag	x=excluded
1	1	180827M3_2	Standard	0.250	5.16	201.652	7548.700	0.334	0.3	5.6	NO	0.999	NO	MM
2	2	180827M3_3	Standard	0.500	5.17	352.907	7005.883	0.630	0.5	-9.1	NO	0.999	NO	MM
3	3	180827M3_4	Standard	1.000	5.17	869.996	6959.093	1.563	1.1	5.6	NO	0.999	NO	MM
4	4	180827M3_5	Standard	2.000	5.17	1609.859	7347.976	2.739	1.8	-9.3	NO	0.999	NO	MM
5	5	180827M3_6	Standard	5.000	5.17	3886.375	6731.358	7.217	4.7	-5.8	NO	0.999	NO	MM
6	6	180827M3_7	Standard	10.000	5.17	8101.294	6858.394	14.765	9.6	-3.9	NO	0.999	NO	MM
7	7	180827M3_8	Standard	50.000	5.17	38408.227	6548.449	73.316	48.7	-2.6	NO	0.999	NO	MM
8	8	180827M3_9	Standard	100.000	5.17	72766.109	6482.631	140.310	96.1	-3.9	NO	0.999	NO	MM
9	9	180827M3_10	Standard	250.000	5.17	164264.750	6002.206	342.092	263.6	5.4	NO	0.999	NO	MM
10	10	180827M3_11	Standard	500.000	5.16	259762.672	6143.238	528.554	490.0	-2.0	NO	0.999	NO	MM

√

Dataset: F:\Projects\PFAS.PRO\Results\180827M3\180827M3-CRV.qld

Last Altered: Tuesday, August 28, 2018 10:44:45 Pacific Daylight Time
Printed: Tuesday, August 28, 2018 11:19:35 Pacific Daylight Time

Compound name: L-EtFOSAA
Coefficient of Determination: R^2 = 0.996926
Calibration curve: -0.00082946 * x^2 + 1.21521 * x + -0.192078
Response type: Internal Std (Ref 52), Area * (IS Conc. / IS Area)
Curve type: 2nd Order, Origin: Exclude, Weighting: 1/x, Axis trans: None

	#	Name	Type	Std. Conc	RT	Area	IS Area	Response	Conc.	%Dev	Conc. Flag	CoD	CoD Flag	x=excluded
1	1	180827M3_2	Standard	0.250	5.32	126.697	9313.958	0.170	0.3	19.2	NO	0.997	NO	MM
2	2	180827M3_3	Standard	0.500	5.33	268.237	8496.710	0.395	0.5	-3.4	NO	0.997	NO	MM
3	3	180827M3_4	Standard	1.000	5.33	851.631	8387.735	1.269	1.2	20.3	NO	0.997	NO	MM
4	4	180827M3_5	Standard	2.000	5.33	1584.982	8844.254	2.240	2.0	0.2	NO	0.997	NO	MM
5	5	180827M3_6	Standard	5.000	5.32	3177.997	8125.646	4.889	4.2	-16.1	NO	0.997	NO	MM
6	6	180827M3_7	Standard	10.000	5.32	6681.554	8229.923	10.148	8.6	-14.4	NO	0.997	NO	MM
7	7	180827M3_8	Standard	50.000	5.32	32290.979	7700.860	52.415	44.7	-10.7	NO	0.997	NO	MM
8	8	180827M3_9	Standard	100.000	5.32	62190.098	6883.143	112.939	99.9	-0.1	NO	0.997	NO	MM
9	9	180827M3_10	Standard	250.000	5.32	131084.766	6123.045	267.605	270.2	8.1	NO	0.997	NO	MM
10	10	180827M3_11	Standard	500.000	5.32	205647.078	6544.257	392.801	481.9	-3.6	NO	0.997	NO	MM

Vista Analytical Laboratory

Dataset: F:\Projects\PFAS.PRO\Results\180827M3\180827M3-CRV.qld

Last Altered: Tuesday, August 28, 2018 10:44:45 Pacific Daylight Time
Printed: Tuesday, August 28, 2018 11:20:02 Pacific Daylight Time

Method: F:\Projects\PFAS.PRO\MethDB\PFAS_FULL_80C_082718_B.mdb 28 Aug 2018 10:44:43
Calibration: F:\Projects\PFAS.PRO\CurveDB\C18_VAL-PFAS_Q4_08-27-18.cdb 28 Aug 2018 10:38:34

Compound name: PFUdA
Coefficient of Determination: R^2 = 0.999936
Calibration curve: -7.79953e-005 * x^2 + 0.948759 * x + 0.0396982
Response type: Internal Std (Ref 51), Area * (IS Conc. / IS Area)
Curve type: 2nd Order, Origin: Exclude, Weighting: 1/x, Axis trans: None

	#	Name	Type	Std. Conc	RT	Area	IS Area	Response	Conc.	%Dev	Conc. Flag	CoD	CoD Flag	x=excluded
1	1	180827M3_2	Standard	0.250	5.34	869.183	35516.355	0.306	0.3	12.2	NO	1.000	NO	db
2	2	180827M3_3	Standard	0.500	5.34	1435.435	35187.176	0.510	0.5	-0.9	NO	1.000	NO	bb
3	3	180827M3_4	Standard	1.000	5.35	2667.876	34557.203	0.965	1.0	-2.5	NO	1.000	NO	bb
4	4	180827M3_5	Standard	2.000	5.35	5323.813	36079.500	1.844	1.9	-4.9	NO	1.000	NO	bb
5	5	180827M3_6	Standard	5.000	5.34	13018.770	35720.535	4.556	4.8	-4.8	NO	1.000	NO	bb
6	6	180827M3_7	Standard	10.000	5.34	26135.531	34172.039	9.560	10.0	0.4	NO	1.000	NO	bb
7	7	180827M3_8	Standard	50.000	5.34	122478.250	32467.225	47.155	49.9	-0.3	NO	1.000	NO	bb
8	8	180827M3_9	Standard	100.000	5.34	224053.953	29555.451	94.760	100.7	0.7	NO	1.000	NO	bb
9	9	180827M3_10	Standard	250.000	5.34	485158.156	26124.873	232.134	249.8	-0.1	NO	1.000	NO	bb
10	10	180827M3_11	Standard	500.000	5.34	737371.438	27206.451	338.785	368.2	-26.4	NO	1.000	NO	bbX

Compound name: PFDS
Coefficient of Determination: R^2 = 0.999628
Calibration curve: -0.000504771 * x^2 + 1.11385 * x + -0.0607377
Response type: Internal Std (Ref 47), Area * (IS Conc. / IS Area)
Curve type: 2nd Order, Origin: Exclude, Weighting: 1/x, Axis trans: None

	#	Name	Type	Std. Conc	RT	Area	IS Area	Response	Conc.	%Dev	Conc. Flag	CoD	CoD Flag	x=excluded
1	1	180827M3_2	Standard	0.250	5.39	94.340	4615.290	0.256	0.3	13.6	NO	1.000	NO	bb
2	2	180827M3_3	Standard	0.500	5.40	164.999	4365.112	0.472	0.5	-4.2	NO	1.000	NO	bb
3	3	180827M3_4	Standard	1.000	5.40	366.395	4284.439	1.069	1.0	1.5	NO	1.000	NO	bb
4	4	180827M3_5	Standard	2.000	5.39	737.053	4399.468	2.094	1.9	-3.2	NO	1.000	NO	bb
5	5	180827M3_6	Standard	5.000	5.39	1978.954	4484.754	5.516	5.0	0.4	NO	1.000	NO	bb
6	6	180827M3_7	Standard	10.000	5.39	3797.293	4558.487	10.413	9.4	-5.6	NO	1.000	NO	bb
7	7	180827M3_8	Standard	50.000	5.39	17764.047	4310.037	51.519	47.3	-5.4	NO	1.000	NO	bb
8	8	180827M3_9	Standard	100.000	5.39	34519.840	3984.518	108.294	102.0	2.0	NO	1.000	NO	bb
9	9	180827M3_10	Standard	250.000	5.39	73797.258	3689.819	250.003	253.7	1.5	NO	1.000	NO	bb
10	10	180827M3_11	Standard	500.000	5.39	117358.586	3419.604	428.992	497.2	-0.6	NO	1.000	NO	bb

Dataset: F:\Projects\PFAS.PRO\Results\180827M3\180827M3-CRV.qld

Last Altered: Tuesday, August 28, 2018 10:44:45 Pacific Daylight Time
Printed: Tuesday, August 28, 2018 11:20:02 Pacific Daylight Time

Compound name: PFDoA
Coefficient of Determination: R^2 = 0.998200
Calibration curve: -0.000664797 * x^2 + 1.15827 * x + -0.0625664
Response type: Internal Std (Ref 53), Area * (IS Conc. / IS Area)
Curve type: 2nd Order, Origin: Exclude, Weighting: 1/x, Axis trans: None

	#	Name	Type	Std. Conc	RT	Area	IS Area	Response	Conc.	%Dev	Conc. Flag	CoD	CoD Flag	x=excluded
1	1	180827M3_2	Standard	0.250	5.62	709.556	33437.445	0.265	0.3	13.2	NO	0.998	NO	MM
2	2	180827M3_3	Standard	0.500	5.63	1565.018	34400.066	0.569	0.5	9.0	NO	0.998	NO	MM
3	3	180827M3_4	Standard	1.000	5.64	3165.586	32892.863	1.203	1.1	9.3	NO	0.998	NO	MM
4	4	180827M3_5	Standard	2.000	5.64	6049.392	36154.992	2.091	1.9	-6.9	NO	0.998	NO	bb
5	5	180827M3_6	Standard	5.000	5.63	14311.823	35578.844	5.028	4.4	-11.9	NO	0.998	NO	MM
6	6	180827M3_7	Standard	10.000	5.63	29912.154	35609.875	10.500	9.2	-8.3	NO	0.998	NO	bb
7	7	180827M3_8	Standard	50.000	5.63	139360.031	32982.543	52.816	46.9	-6.2	NO	0.998	NO	bb
8	8	180827M3_9	Standard	100.000	5.63	259696.188	30599.965	106.085	97.0	-3.0	NO	0.998	NO	bb
9	9	180827M3_10	Standard	250.000	5.63	581212.063	27727.379	262.021	267.3	6.9	NO	0.998	NO	bb
10	10	180827M3_11	Standard	500.000	5.63	907642.000	27889.100	406.809	487.9	-2.4	NO	0.998	NO	bb

Compound name: N-MeFOSA
Coefficient of Determination: R^2 = 0.999796
Calibration curve: -0.000157692 * x^2 + 1.00171 * x + 0.0353222
Response type: Internal Std (Ref 54), Area * (IS Conc. / IS Area)
Curve type: 2nd Order, Origin: Include, Weighting: 1/x, Axis trans: None

	#	Name	Type	Std. Conc	RT	Area	IS Area	Response	Conc.	%Dev	Conc. Flag	CoD	CoD Flag	x=excluded
1	1	180827M3_2	Standard	1.250	5.72	179.507	21864.475	1.231	1.2	-4.5	NO	1.000	NO	bb
2	2	180827M3_3	Standard	2.500	5.74	392.945	22251.229	2.649	2.6	4.4	NO	1.000	NO	MM
3	3	180827M3_4	Standard	5.000	5.74	738.207	21431.809	5.167	5.1	2.5	NO	1.000	NO	MM
4	4	180827M3_5	Standard	10.000	5.74	1521.014	22748.078	10.030	10.0	-0.1	NO	1.000	NO	bb
5	5	180827M3_6	Standard	25.000	5.73	3908.833	23221.771	25.249	25.3	1.1	NO	1.000	NO	bb
6	6	180827M3_7	Standard	50.000	5.73	7639.338	22754.883	50.358	50.6	1.3	NO	1.000	NO	bb
7	7	180827M3_8	Standard	250.000	5.73	36463.836	23053.256	237.258	246.4	-1.5	NO	1.000	NO	bb
8	8	180827M3_9	Standard	500.000	5.73	68749.422	22780.498	452.686	489.6	-2.1	NO	1.000	NO	bb
9	9	180827M3_10	Standard	1250.000	5.73	150154.766	22001.049	1023.734	1279.8	2.4	NO	1.000	NO	bb
10	10	180827M3_11	Standard	2500.000	5.73	248946.188	24699.805	1511.831	2468.4	-1.3	NO	1.000	NO	bb

Dataset: F:\Projects\PFAS.PRO\Results\180827M3\180827M3-CRV.qld

Last Altered: Tuesday, August 28, 2018 10:44:45 Pacific Daylight Time
Printed: Tuesday, August 28, 2018 11:20:02 Pacific Daylight Time

Compound name: PFTrDA
Coefficient of Determination: R^2 = 0.999040
Calibration curve: -0.000672129 * x^2 + 1.24209 * x + -0.0178236
Response type: Internal Std (Ref 53), Area * (IS Conc. / IS Area)
Curve type: 2nd Order, Origin: Exclude, Weighting: 1/x, Axis trans: None

	#	Name	Type	Std. Conc	RT	Area	IS Area	Response	Conc.	%Dev.	Conc. Flag	CoD	CoD Flag	x=excluded
1	1	180827M3_2	Standard	0.250	5.88	889.859	33437.445	0.333	0.3	12.9	NO	0.999	NO	bb
2	2	180827M3_3	Standard	0.500	5.88	1751.426	34400.066	0.636	0.5	5.4	NO	0.999	NO	bd
3	3	180827M3_4	Standard	1.000	5.88	3216.311	32892.863	1.222	1.0	-0.1	NO	0.999	NO	bb
4	4	180827M3_5	Standard	2.000	5.88	6990.543	36154.992	2.417	2.0	-1.9	NO	0.999	NO	bb
5	5	180827M3_6	Standard	5.000	5.88	16658.166	35578.844	5.853	4.7	-5.2	NO	0.999	NO	bb
6	6	180827M3_7	Standard	10.000	5.88	32657.754	35609.875	11.464	9.3	-7.1	NO	0.999	NO	bb
7	7	180827M3_8	Standard	50.000	5.88	150148.656	32982.543	56.905	47.0	-6.0	NO	0.999	NO	bb
8	8	180827M3_9	Standard	100.000	5.88	284171.281	30599.965	116.083	98.7	-1.3	NO	0.999	NO	bb
9	9	180827M3_10	Standard	250.000	5.88	619578.188	27727.379	279.317	262.1	4.8	NO	0.999	NO	bb
10	10	180827M3_11	Standard	500.000	5.88	1000064.813	27889.100	448.233	491.7	-1.7	NO	0.999	NO	bb

Compound name: PFTeDA
Coefficient of Determination: R^2 = 0.999235
Calibration curve: -0.000988962 * x^2 + 1.44685 * x + -0.0533239
Response type: Internal Std (Ref 55), Area * (IS Conc. / IS Area)
Curve type: 2nd Order, Origin: Exclude, Weighting: 1/x, Axis trans: None

	#	Name	Type	Std. Conc	RT	Area	IS Area	Response	Conc.	%Dev.	Conc. Flag	CoD	CoD Flag	x=excluded
1	1	180827M3_2	Standard	0.250	6.10	783.488	25544.684	0.383	0.3	20.8	NO	0.999	NO	bb
2	2	180827M3_3	Standard	0.500	6.10	1365.235	25467.277	0.670	0.5	0.0	NO	0.999	NO	bb
3	3	180827M3_4	Standard	1.000	6.10	2695.332	24991.219	1.348	1.0	-3.1	NO	0.999	NO	bb
4	4	180827M3_5	Standard	2.000	6.10	6051.021	26996.439	2.802	2.0	-1.2	NO	0.999	NO	bb
5	5	180827M3_6	Standard	5.000	6.10	14109.868	26521.648	6.650	4.6	-7.0	NO	0.999	NO	bb
6	6	180827M3_7	Standard	10.000	6.10	27091.201	25293.059	13.389	9.4	-6.5	NO	0.999	NO	bb
7	7	180827M3_8	Standard	50.000	6.10	130273.516	24609.719	66.170	47.3	-5.4	NO	0.999	NO	bb
8	8	180827M3_9	Standard	100.000	6.10	250319.422	23259.883	134.523	99.8	-0.2	NO	0.999	NO	bb
9	9	180827M3_10	Standard	250.000	6.10	528403.313	21334.709	309.591	260.3	4.1	NO	0.999	NO	bb
10	10	180827M3_11	Standard	500.000	6.10	865303.500	22930.809	471.693	490.5	-1.9	NO	0.999	NO	bb

Dataset: F:\Projects\PFAS.PRO\Results\180827M3\180827M3-CRV.qld

Last Altered: Tuesday, August 28, 2018 10:44:45 Pacific Daylight Time
Printed: Tuesday, August 28, 2018 11:20:02 Pacific Daylight Time

Compound name: N-EtFOSA
Coefficient of Determination: R^2 = 0.998900
Calibration curve: -0.000142059 * x^2 + 0.955733 * x + -0.297289
Response type: Internal Std (Ref 56), Area * (IS Conc. / IS Area)
Curve type: 2nd Order, Origin: Exclude, Weighting: 1/x, Axis trans: None

	#	Name	Type	Std. Conc	RT	Area	IS Area	Response	Conc.	%Dev	Conc. Flag	CoD	CoD Flag	x=excluded
1	1	180827M3_2	Standard	1.250	6.16	150.249	24197.252	0.931	1.3	2.9	NO	0.999	NO	bb
2	2	180827M3_3	Standard	2.500	6.17	380.312	26039.184	2.191	2.6	4.2	NO	0.999	NO	bb
3	3	180827M3_4	Standard	5.000	6.17	808.706	25713.098	4.718	5.3	5.0	NO	0.999	NO	MM
4	4	180827M3_5	Standard	10.000	6.17	1773.549	27794.893	9.571	10.3	3.4	NO	0.999	NO	bb
5	5	180827M3_6	Standard	25.000	6.17	4026.298	27194.006	22.209	23.6	-5.5	NO	0.999	NO	bb
6	6	180827M3_7	Standard	50.000	6.16	8101.065	27677.490	43.904	46.6	-6.9	NO	0.999	NO	bb
7	7	180827M3_8	Standard	250.000	6.16	38892.270	26307.221	221.758	241.0	-3.6	NO	0.999	NO	bb
8	8	180827M3_9	Standard	500.000	6.16	73741.391	25795.791	428.799	483.8	-3.2	NO	0.999	NO	bb
9	9	180827M3_10	Standard	1250.000	6.16	160387.875	23690.574	1015.517	1323.1	5.8	NO	0.999	NO	bb
10	10	180827M3_11	Standard	2500.000	6.16	261240.891	26421.119	1483.137	2429.4	-2.8	NO	0.999	NO	bb

Compound name: PFHxDA
Coefficient of Determination: R^2 = 0.997868
Calibration curve: -0.000664365 * x^2 + 0.78284 * x + 0.00555176
Response type: Internal Std (Ref 57), Area * (IS Conc. / IS Area)
Curve type: 2nd Order, Origin: Exclude, Weighting: 1/x, Axis trans: None

	#	Name	Type	Std. Conc	RT	Area	IS Area	Response	Conc.	%Dev	Conc. Flag	CoD	CoD Flag	x=excluded
1	1	180827M3_2	Standard	0.250	6.44	588.379	11960.496	0.246	0.3	22.9	NO	0.998	NO	bb
2	2	180827M3_3	Standard	0.500	6.45	1028.170	12811.801	0.401	0.5	1.1	NO	0.998	NO	bb
3	3	180827M3_4	Standard	1.000	6.45	1904.341	12395.957	0.768	1.0	-2.5	NO	0.998	NO	bb
4	4	180827M3_5	Standard	2.000	6.45	4071.605	13371.995	1.522	1.9	-3.0	NO	0.998	NO	bb
5	5	180827M3_6	Standard	5.000	6.45	9330.658	12845.110	3.632	4.7	-7.0	NO	0.998	NO	bb
6	6	180827M3_7	Standard	10.000	6.45	18094.340	12463.486	7.259	9.3	-6.6	NO	0.998	NO	bb
7	7	180827M3_8	Standard	50.000	6.45	86811.094	12359.271	35.120	46.7	-6.6	NO	0.998	NO	bb
8	8	180827M3_9	Standard	100.000	6.45	164778.422	11871.928	69.398	96.6	-3.4	NO	0.998	NO	bb
9	9	180827M3_10	Standard	250.000	6.45	358707.813	10961.932	163.615	271.6	8.6	NO	0.998	NO	bb
10	10	180827M3_11	Standard	500.000	6.45	560251.813	12656.934	221.322	470.9	-5.8	NO	0.998	NO	bb

Dataset: F:\Projects\PFAS.PRO\Results\180827M3\180827M3-CRV.qld

Last Altered: Tuesday, August 28, 2018 10:44:45 Pacific Daylight Time
Printed: Tuesday, August 28, 2018 11:20:02 Pacific Daylight Time

Compound name: PFODA
Coefficient of Determination: R^2 = 0.997892
Calibration curve: -0.000689486 * x^2 + 0.896805 * x + -0.0420555
Response type: Internal Std (Ref 57), Area * (IS Conc. / IS Area)
Curve type: 2nd Order, Origin: Include, Weighting: 1/x, Axis trans: None

	#	Name	Type	Std. Conc	RT	Area	IS Area	Response	Conc.	%Dev	Conc. Flag	CoD	CoD Flag	x=excluded
1	1	180827M3_2	Standard	0.250	6.68	428.448	11960.496	0.179	0.2	-1.3	NO	0.998	NO	bb
2	2	180827M3_3	Standard	0.500	6.69	1036.577	12811.801	0.405	0.5	-0.4	NO	0.998	NO	MM
3	3	180827M3_4	Standard	1.000	6.69	2218.169	12395.957	0.895	1.0	4.5	NO	0.998	NO	bb
4	4	180827M3_5	Standard	2.000	6.69	4542.934	13371.995	1.699	1.9	-2.8	NO	0.998	NO	MM
5	5	180827M3_6	Standard	5.000	6.69	10552.043	12845.110	4.107	4.6	-7.1	NO	0.998	NO	MM
6	6	180827M3_7	Standard	10.000	6.69	20746.031	12463.486	8.323	9.4	-6.0	NO	0.998	NO	bb
7	7	180827M3_8	Standard	50.000	6.69	98522.430	12359.271	39.858	46.1	-7.7	NO	0.998	NO	bb
8	8	180827M3_9	Standard	100.000	6.69	191272.484	11871.928	80.557	97.1	-2.9	NO	0.998	NO	bb
9	9	180827M3_10	Standard	250.000	6.69	421067.625	10961.932	192.059	270.4	8.2	NO	0.998	NO	bb
10	10	180827M3_11	Standard	500.000	6.69	686677.750	12656.934	271.265	478.7	-4.3	NO	0.998	NO	bb

Compound name: N-MeFOSE
Coefficient of Determination: R^2 = 0.998968
Calibration curve: -0.000116498 * x^2 + 1.04752 * x + -0.355515
Response type: Internal Std (Ref 58), Area * (IS Conc. / IS Area)
Curve type: 2nd Order, Origin: Exclude, Weighting: 1/x, Axis trans: None

	#	Name	Type	Std. Conc	RT	Area	IS Area	Response	Conc.	%Dev	Conc. Flag	CoD	CoD Flag	x=excluded
1	1	180827M3_2	Standard	1.250	6.35	169.114	19827.316	1.279	1.6	24.9	NO	0.999	NO	bb
2	2	180827M3_3	Standard	2.500	6.35	333.440	19774.367	2.529	2.8	10.2	NO	0.999	NO	MM
3	3	180827M3_4	Standard	5.000	6.35	589.014	19454.164	4.542	4.7	-6.5	NO	0.999	NO	bb
4	4	180827M3_5	Standard	10.000	6.35	1306.287	21141.789	9.268	9.2	-8.0	NO	0.999	NO	MM
5	5	180827M3_6	Standard	25.000	6.35	3331.628	21309.547	23.452	22.8	-8.9	NO	0.999	NO	bb
6	6	180827M3_7	Standard	50.000	6.35	7031.496	22726.311	46.410	44.9	-10.3	NO	0.999	NO	bb
7	7	180827M3_8	Standard	250.000	6.35	35239.988	21186.266	249.501	245.2	-1.9	NO	0.999	NO	MM
8	8	180827M3_9	Standard	500.000	6.35	69478.570	21683.975	480.622	485.4	-2.9	NO	0.999	NO	bb
9	9	180827M3_10	Standard	1250.000	6.35	168184.484	21496.504	1173.571	1312.1	5.0	NO	0.999	NO	bb
10	10	180827M3_11	Standard	2500.000	6.36	302736.156	24278.461	1870.400	2457.6	-1.7	NO	0.999	NO	bb

Dataset: F:\Projects\PFAS.PRO\Results\180827M3\180827M3-CRV.qld

Last Altered: Tuesday, August 28, 2018 10:44:45 Pacific Daylight Time
Printed: Tuesday, August 28, 2018 11:20:02 Pacific Daylight Time

Compound name: N-EtFOSE
Coefficient of Determination: R^2 = 0.998631
Calibration curve: -0.000141829 * x^2 + 1.24306 * x + -0.460294
Response type: Internal Std (Ref 59), Area * (IS Conc. / IS Area)
Curve type: 2nd Order, Origin: Exclude, Weighting: 1/x, Axis trans: None

	#	Name	Type	Std. Conc	RT	Area	IS Area	Response	Conc.	%Dev	Conc. Flag	CoD	CoD Flag	x=excluded
1	1	180827M3_2	Standard	1.250	6.51	194.355	19200.367	1.518	1.6	27.4	NO	0.999	NO	MM
2	2	180827M3_3	Standard	2.500	6.51	350.669	19392.553	2.712	2.6	2.1	NO	0.999	NO	bb
3	3	180827M3_4	Standard	5.000	6.51	733.764	19419.936	5.668	4.9	-1.4	NO	0.999	NO	bb
4	4	180827M3_5	Standard	10.000	6.51	1502.569	20648.654	10.915	9.2	-8.4	NO	0.999	NO	bb
5	5	180827M3_6	Standard	25.000	6.51	4028.270	21484.299	28.125	23.1	-7.8	NO	0.999	NO	bb
6	6	180827M3_7	Standard	50.000	6.51	8120.691	21749.422	56.006	45.7	-8.7	NO	0.999	NO	bb
7	7	180827M3_8	Standard	250.000	6.51	41246.266	21416.518	288.886	239.3	-4.3	NO	0.999	NO	MM
8	8	180827M3_9	Standard	500.000	6.51	82155.906	21683.250	568.337	484.3	-3.1	NO	0.999	NO	bb
9	9	180827M3_10	Standard	1250.000	6.51	198224.781	21261.662	1398.466	1326.0	6.1	NO	0.999	NO	bb
10	10	180827M3_11	Standard	2500.000	6.50	346464.063	23706.004	2192.255	2447.3	-2.1	NO	0.999	NO	bb

Compound name: 13C3-PFBA
Response Factor: 0.777666 ✓
RRF SD: 0.00798024, Relative SD: 1.02618
Response type: Internal Std (Ref 60), Area * (IS Conc. / IS Area)
Curve type: RF

	#	Name	Type	Std. Conc	RT	Area	IS Area	Response	Conc.	%Dev	Conc. Flag	CoD	CoD Flag	x=excluded
1	1	180827M3_2	Standard	12.500	1.25	8891.273	11432.477	9.722	12.5	0.0	NO		NO	bb
2	2	180827M3_3	Standard	12.500	1.22	8440.352	10648.271	9.908	12.7	1.9	NO		NO	bb
3	3	180827M3_4	Standard	12.500	1.21	8370.582	10616.996	9.855	12.7	1.4	NO		NO	bb
4	4	180827M3_5	Standard	12.500	1.22	8794.598	11455.451	9.597	12.3	-1.3	NO		NO	bb
5	5	180827M3_6	Standard	12.500	1.21	8570.952	11043.202	9.702	12.5	-0.2	NO		NO	bb
6	6	180827M3_7	Standard	12.500	1.22	8536.818	11001.874	9.699	12.5	-0.2	NO		NO	bb
7	7	180827M3_8	Standard	12.500	1.21	8326.943	10856.654	9.587	12.3	-1.4	NO		NO	bb
8	8	180827M3_9	Standard	12.500	1.21	8422.750	10819.168	9.731	12.5	0.1	NO		NO	bb
9	9	180827M3_10	Standard	12.500	1.20	8064.870	10419.632	9.675	12.4	-0.5	NO		NO	bb
10	10	180827M3_11	Standard	12.500	1.21	8985.382	11540.717	9.732	12.5	0.1	NO		NO	db

Dataset: F:\Projects\PFAS.PRO\Results\180827M3\180827M3-CRV.qld

Last Altered: Tuesday, August 28, 2018 10:44:45 Pacific Daylight Time
Printed: Tuesday, August 28, 2018 11:20:02 Pacific Daylight Time

Compound name: 13C3-PFPeA
Response Factor: 0.580703
RRF SD: 0.0213534, Relative SD: 3.67716
Response type: Internal Std (Ref 61), Area * (IS Conc. / IS Area)
Curve type: RF

	#	Name	Type	Std. Conc	RT	Area	IS Area	Response	Conc.	%Dev	Conc. Flag	CoD	CoD Flag	x=excluded
1	1	180827M3_2	Standard	12.500	2.21	19805.744	34061.535	7.268	12.5	0.1	NO		NO	bb
2	2	180827M3_3	Standard	12.500	2.22	18801.494	33173.969	7.084	12.2	-2.4	NO		NO	bb
3	3	180827M3_4	Standard	12.500	2.22	18447.119	33322.949	6.920	11.9	-4.7	NO		NO	bb
4	4	180827M3_5	Standard	12.500	2.22	19822.529	34937.371	7.092	12.2	-2.3	NO		NO	bb
5	5	180827M3_6	Standard	12.500	2.22	18899.297	32411.859	7.289	12.6	0.4	NO		NO	bb
6	6	180827M3_7	Standard	12.500	2.22	18573.125	32487.963	7.146	12.3	-1.6	NO		NO	bb
7	7	180827M3_8	Standard	12.500	2.22	17846.811	32037.164	6.963	12.0	-4.1	NO		NO	MM
8	8	180827M3_9	Standard	12.500	2.22	18085.691	29796.145	7.587	13.1	4.5	NO		NO	bb
9	9	180827M3_10	Standard	12.500	2.21	16336.642	26787.221	7.623	13.1	5.0	NO		NO	bb
10	10	180827M3_11	Standard	12.500	2.22	17160.785	28172.006	7.614	13.1	4.9	NO		NO	bb

Compound name: 13C3-PFBS
Response Factor: 0.0623679
RRF SD: 0.00137188, Relative SD: 2.19966
Response type: Internal Std (Ref 61), Area * (IS Conc. / IS Area)
Curve type: RF

	#	Name	Type	Std. Conc	RT	Area	IS Area	Response	Conc.	%Dev	Conc. Flag	CoD	CoD Flag	x=excluded
1	1	180827M3_2	Standard	12.500	2.50	2035.846	34061.535	0.747	12.0	-4.2	NO		NO	bb
2	2	180827M3_3	Standard	12.500	2.52	2041.280	33173.969	0.769	12.3	-1.3	NO		NO	bb
3	3	180827M3_4	Standard	12.500	2.52	2078.657	33322.949	0.780	12.5	0.0	NO		NO	bb
4	4	180827M3_5	Standard	12.500	2.52	2165.688	34937.371	0.775	12.4	-0.6	NO		NO	bb
5	5	180827M3_6	Standard	12.500	2.52	2111.593	32411.859	0.814	13.1	4.5	NO		NO	bb
6	6	180827M3_7	Standard	12.500	2.51	2027.195	32487.963	0.780	12.5	0.0	NO		NO	bd
7	7	180827M3_8	Standard	12.500	2.51	1993.681	32037.164	0.778	12.5	-0.2	NO		NO	bb
8	8	180827M3_9	Standard	12.500	2.51	1878.967	29796.145	0.788	12.6	1.1	NO		NO	bb
9	9	180827M3_10	Standard	12.500	2.51	1695.599	26787.221	0.791	12.7	1.5	NO		NO	bb
10	10	180827M3_11	Standard	12.500	2.51	1743.074	28172.006	0.773	12.4	-0.8	NO		NO	bb

Dataset: F:\Projects\PFAS.PRO\Results\180827M3\180827M3-CRV.qld

Last Altered: Tuesday, August 28, 2018 10:44:45 Pacific Daylight Time
Printed: Tuesday, August 28, 2018 11:20:02 Pacific Daylight Time

Compound name: 13C2-4:2 FTS
Response Factor: 0.113998
RRF SD: 0.0117342, Relative SD: 10.2933
Response type: Internal Std (Ref 61), Area * (IS Conc. / IS Area)
Curve type: RF

	#	Name	Type	Std. Conc	RT	Area	IS Area	Response	Conc.	%Dev	Conc. Flag	CoD	CoD Flag	x=excluded
1	1	180827M3_2	Standard	12.500	2.92	3822.397	34061.535	1.403	12.3	-1.6	NO		NO	bb
2	2	180827M3_3	Standard	12.500	2.94	3526.760	33173.969	1.329	11.7	-6.7	NO		NO	bb
3	3	180827M3_4	Standard	12.500	2.94	3427.212	33322.949	1.286	11.3	-9.8	NO		NO	bb
4	4	180827M3_5	Standard	12.500	2.94	3793.200	34937.371	1.357	11.9	-4.8	NO		NO	bb
5	5	180827M3_6	Standard	12.500	2.94	3722.251	32411.859	1.436	12.6	0.7	NO		NO	bd
6	6	180827M3_7	Standard	12.500	2.94	3477.053	32487.963	1.338	11.7	-6.1	NO		NO	bb
7	7	180827M3_8	Standard	12.500	2.93	3862.703	32037.164	1.507	13.2	5.8	NO		NO	bd
8	8	180827M3_9	Standard	12.500	2.93	4159.458	29796.145	1.745	15.3	22.5	NO		NO	bb
9	9	180827M3_10	Standard	12.500	2.93	5214.766	26787.221	2.433	21.3	70.8	NO		NO	bbX
10	10	180827M3_11	Standard	12.500	2.94	6329.618	28172.006	2.808	24.6	97.1	NO		NO	bbX

Compound name: 13C2-PFHxA
Response Factor: 0.93434
RRF SD: 0.0252129, Relative SD: 2.69847
Response type: Internal Std (Ref 61), Area * (IS Conc. / IS Area)
Curve type: RF

	#	Name	Type	Std. Conc	RT	Area	IS Area	Response	Conc.	%Dev	Conc. Flag	CoD	CoD Flag	x=excluded
1	1	180827M3_2	Standard	5.000	3.01	12783.715	34061.535	4.691	5.0	0.4	NO		NO	bb
2	2	180827M3_3	Standard	5.000	3.02	12476.152	33173.969	4.701	5.0	0.6	NO		NO	bb
3	3	180827M3_4	Standard	5.000	3.02	11813.464	33322.949	4.431	4.7	-5.1	NO		NO	bb
4	4	180827M3_5	Standard	5.000	3.02	12833.322	34937.371	4.592	4.9	-1.7	NO		NO	bb
5	5	180827M3_6	Standard	5.000	3.02	12662.690	32411.859	4.884	5.2	4.5	NO		NO	bb
6	6	180827M3_7	Standard	5.000	3.02	12213.636	32487.963	4.699	5.0	0.6	NO		NO	bb
7	7	180827M3_8	Standard	5.000	3.02	11626.987	32037.164	4.537	4.9	-2.9	NO		NO	bb
8	8	180827M3_9	Standard	5.000	3.02	11231.641	29796.145	4.712	5.0	0.9	NO		NO	bb
9	9	180827M3_10	Standard	5.000	3.02	10243.891	26787.221	4.780	5.1	2.3	NO		NO	bb
10	10	180827M3_11	Standard	5.000	3.02	10570.520	28172.006	4.690	5.0	0.4	NO		NO	bb

Dataset: F:\Projects\PFAS.PRO\Results\180827M3\180827M3-CRV.qld

Last Altered: Tuesday, August 28, 2018 10:44:45 Pacific Daylight Time
Printed: Tuesday, August 28, 2018 11:20:02 Pacific Daylight Time

Compound name: 13C4-PFHpA
Response Factor: 0.487868
RRF SD: 0.0173101, Relative SD: 3.54811
Response type: Internal Std (Ref 61), Area * (IS Conc. / IS Area)
Curve type: RF

	#	Name	Type	Std. Conc	RT	Area	IS Area	Response	Conc.	%Dev	Conc. Flag	CoD	CoD Flag	x=excluded
1	1	180827M3_2	Standard	12.500	3.64	16764.494	34061.535	6.152	12.6	0.9	NO		NO	bb
2	2	180827M3_3	Standard	12.500	3.65	16956.795	33173.969	6.389	13.1	4.8	NO		NO	bb
3	3	180827M3_4	Standard	12.500	3.65	15855.251	33322.949	5.948	12.2	-2.5	NO		NO	bb
4	4	180827M3_5	Standard	12.500	3.65	17265.563	34937.371	6.177	12.7	1.3	NO		NO	bb
5	5	180827M3_6	Standard	12.500	3.65	16144.775	32411.859	6.226	12.8	2.1	NO		NO	bb
6	6	180827M3_7	Standard	12.500	3.65	16561.949	32487.963	6.372	13.1	4.5	NO		NO	bb
7	7	180827M3_8	Standard	12.500	3.65	15243.361	32037.164	5.948	12.2	-2.5	NO		NO	bb
8	8	180827M3_9	Standard	12.500	3.65	14727.826	29796.145	6.179	12.7	1.3	NO		NO	bb
9	9	180827M3_10	Standard	12.500	3.65	12477.548	26787.221	5.823	11.9	-4.5	NO		NO	bb
10	10	180827M3_11	Standard	12.500	3.64	13003.293	28172.006	5.770	11.8	-5.4	NO		NO	bb

Compound name: 18O2-PFHxS
Response Factor: 0.474702
RRF SD: 0.0162334, Relative SD: 3.4197
Response type: Internal Std (Ref 62), Area * (IS Conc. / IS Area)
Curve type: RF

	#	Name	Type	Std. Conc	RT	Area	IS Area	Response	Conc.	%Dev	Conc. Flag	CoD	CoD Flag	x=excluded
1	1	180827M3_2	Standard	12.500	3.80	1831.790	3877.492	5.905	12.4	-0.5	NO		NO	bb
2	2	180827M3_3	Standard	12.500	3.81	1800.752	3862.529	5.828	12.3	-1.8	NO		NO	bb
3	3	180827M3_4	Standard	12.500	3.81	1714.766	3718.873	5.764	12.1	-2.9	NO		NO	bb
4	4	180827M3_5	Standard	12.500	3.81	1807.889	4026.352	5.613	11.8	-5.4	NO		NO	bb
5	5	180827M3_6	Standard	12.500	3.81	1821.439	3780.717	6.022	12.7	1.5	NO		NO	bb
6	6	180827M3_7	Standard	12.500	3.81	1868.096	3669.647	6.363	13.4	7.2	NO		NO	bb
7	7	180827M3_8	Standard	12.500	3.81	1765.566	3684.291	5.990	12.6	1.0	NO		NO	bb
8	8	180827M3_9	Standard	12.500	3.80	1645.424	3482.996	5.905	12.4	-0.5	NO		NO	bb
9	9	180827M3_10	Standard	12.500	3.81	1429.618	3050.681	5.858	12.3	-1.3	NO		NO	bb
10	10	180827M3_11	Standard	12.500	3.81	1493.367	3065.258	6.090	12.8	2.6	NO		NO	bb

Dataset: F:\Projects\PFAS.PRO\Results\180827M3\180827M3-CRV.qld

Last Altered: Tuesday, August 28, 2018 10:44:45 Pacific Daylight Time
Printed: Tuesday, August 28, 2018 11:20:02 Pacific Daylight Time

Compound name: 13C2-6:2 FTS
Response Factor: 0.101555
RRF SD: 0.0113605, Relative SD: 11.1865
Response type: Internal Std (Ref 63), Area * (IS Conc. / IS Area)
Curve type: RF

	#	Name	Type	Std. Conc	RT	Area	IS Area	Response	Conc.	%Dev	Conc. Flag	CoD	CoD Flag	x=excluded
1	1	180827M3_2	Standard	12.500	4.12	4290.726	39394.582	1.361	13.4	7.2	NO		NO	bb
2	2	180827M3_3	Standard	12.500	4.12	3494.419	36856.609	1.185	11.7	-6.6	NO		NO	bb
3	3	180827M3_4	Standard	12.500	4.13	3593.951	37041.559	1.213	11.9	-4.5	NO		NO	bd
4	4	180827M3_5	Standard	12.500	4.13	3495.250	39255.129	1.113	11.0	-12.3	NO		NO	bb
5	5	180827M3_6	Standard	12.500	4.13	3651.722	38440.176	1.187	11.7	-6.5	NO		NO	bb
6	6	180827M3_7	Standard	12.500	4.12	3582.341	38062.359	1.176	11.6	-7.3	NO		NO	bb
7	7	180827M3_8	Standard	12.500	4.12	3952.520	35592.449	1.388	13.7	9.3	NO		NO	bb
8	8	180827M3_9	Standard	12.500	4.12	4287.063	35000.219	1.531	15.1	20.6	NO		NO	bb
9	9	180827M3_10	Standard	12.500	4.12	5441.571	30905.686	2.201	21.7	73.4	NO		NO	bbX
10	10	180827M3_11	Standard	12.500	4.12	6806.929	29882.828	2.847	28.0	124.3	NO		NO	bbX

Compound name: 13C2-PFOA
Response Factor: 0.729045
RRF SD: 0.0239057, Relative SD: 3.27904
Response type: Internal Std (Ref 63), Area * (IS Conc. / IS Area)
Curve type: RF

	#	Name	Type	Std. Conc	RT	Area	IS Area	Response	Conc.	%Dev	Conc. Flag	CoD	CoD Flag	x=excluded
1	1	180827M3_2	Standard	12.500	4.18	27622.662	39394.582	8.765	12.0	-3.8	NO		NO	bb
2	2	180827M3_3	Standard	12.500	4.18	27493.264	36856.609	9.324	12.8	2.3	NO		NO	bb
3	3	180827M3_4	Standard	12.500	4.19	26116.377	37041.559	8.813	12.1	-3.3	NO		NO	bb
4	4	180827M3_5	Standard	12.500	4.19	28555.406	39255.129	9.093	12.5	-0.2	NO		NO	bb
5	5	180827M3_6	Standard	12.500	4.19	27535.805	38440.176	8.954	12.3	-1.7	NO		NO	bb
6	6	180827M3_7	Standard	12.500	4.18	27936.895	38062.359	9.175	12.6	0.7	NO		NO	bb
7	7	180827M3_8	Standard	12.500	4.18	26024.434	35592.449	9.140	12.5	0.3	NO		NO	bb
8	8	180827M3_9	Standard	12.500	4.18	24787.066	35000.219	8.852	12.1	-2.9	NO		NO	bb
9	9	180827M3_10	Standard	12.500	4.18	22854.219	30905.686	9.244	12.7	1.4	NO		NO	bb
10	10	180827M3_11	Standard	12.500	4.18	23358.334	29882.828	9.771	13.4	7.2	NO		NO	bb

Dataset: F:\Projects\PFAS.PRO\Results\180827M3\180827M3-CRV.qld

Last Altered: Tuesday, August 28, 2018 10:44:45 Pacific Daylight Time
Printed: Tuesday, August 28, 2018 11:20:02 Pacific Daylight Time

Compound name: 13C5-PFNA
Response Factor: 0.966502
RRF SD: 0.0322465, Relative SD: 3.33641
Response type: Internal Std (Ref 64), Area * (IS Conc. / IS Area)
Curve type: RF

	#	Name	Type	Std. Conc	RT	Area	IS Area	Response	Conc.	%Dev	Conc. Flag	CoD	CoD Flag	x=excluded
1	1	180827M3_2	Standard	12.500	4.62	28806.359	30280.078	11.892	12.3	-1.6	NO		NO	bb
2	2	180827M3_3	Standard	12.500	4.63	29113.936	28474.004	12.781	13.2	5.8	NO		NO	bb
3	3	180827M3_4	Standard	12.500	4.63	27218.262	28551.771	11.916	12.3	-1.4	NO		NO	bb
4	4	180827M3_5	Standard	12.500	4.63	28136.162	30413.600	11.564	12.0	-4.3	NO		NO	bb
5	5	180827M3_6	Standard	12.500	4.63	28802.186	30599.904	11.766	12.2	-2.6	NO		NO	bb
6	6	180827M3_7	Standard	12.500	4.63	28648.443	29275.139	12.232	12.7	1.3	NO		NO	bb
7	7	180827M3_8	Standard	12.500	4.63	27261.814	28543.621	11.939	12.4	-1.2	NO		NO	bb
8	8	180827M3_9	Standard	12.500	4.63	25584.369	25768.102	12.411	12.8	2.7	NO		NO	bb
9	9	180827M3_10	Standard	12.500	4.63	21259.738	22673.102	11.721	12.1	-3.0	NO		NO	bb
10	10	180827M3_11	Standard	12.500	4.63	22321.604	22159.033	12.592	13.0	4.2	NO		NO	bb

Compound name: 13C8-PFOSA
Response Factor: 0.166385
RRF SD: 0.0143767, Relative SD: 8.64062
Response type: Internal Std (Ref 67), Area * (IS Conc. / IS Area)
Curve type: RF

	#	Name	Type	Std. Conc	RT	Area	IS Area	Response	Conc.	%Dev	Conc. Flag	CoD	CoD Flag	x=excluded
1	1	180827M3_2	Standard	12.500	4.68	7087.701	38505.863	2.301	13.8	10.6	NO		NO	bb
2	2	180827M3_3	Standard	12.500	4.69	5795.965	38267.305	1.893	11.4	-9.0	NO		NO	bd
3	3	180827M3_4	Standard	12.500	4.69	5604.242	36540.039	1.917	11.5	-7.8	NO		NO	bb
4	4	180827M3_5	Standard	12.500	4.69	6184.438	41770.836	1.851	11.1	-11.0	NO		NO	bb
5	5	180827M3_6	Standard	12.500	4.69	6118.436	40137.457	1.905	11.5	-8.4	NO		NO	bb
6	6	180827M3_7	Standard	12.500	4.69	6215.611	37024.703	2.098	12.6	0.9	NO		NO	bb
7	7	180827M3_8	Standard	12.500	4.69	5847.821	35230.957	2.075	12.5	-0.2	NO		NO	bb
8	8	180827M3_9	Standard	12.500	4.69	5817.542	33224.789	2.189	13.2	5.2	NO		NO	bb
9	9	180827M3_10	Standard	12.500	4.69	5362.018	28967.887	2.314	13.9	11.2	NO		NO	bb
10	10	180827M3_11	Standard	12.500	4.69	5217.104	28920.051	2.255	13.6	8.4	NO		NO	bb

Dataset: F:\Projects\PFAS.PRO\Results\180827M3\180827M3-CRV.qld

Last Altered: Tuesday, August 28, 2018 10:44:45 Pacific Daylight Time
Printed: Tuesday, August 28, 2018 11:20:02 Pacific Daylight Time

Compound name: 13C8-PFOS
Response Factor: 1.0654
RRF SD: 0.0327836, Relative SD: 3.07713 ✓
Response type: Internal Std (Ref 65), Area * (IS Conc. / IS Area)
Curve type: RF

	#	Name	Type	Std. Conc	RT	Area	IS Area	Response	Conc.	%Dev	Conc. Flag	CoD	CoD Flag	x=excluded
1	1	180827M3_2	Standard	12.500	4.71	4615.290	4385.820	13.154	12.3	-1.2	NO		NO	bb
2	2	180827M3_3	Standard	12.500	4.72	4365.112	4026.698	13.551	12.7	1.8	NO		NO	bb
3	3	180827M3_4	Standard	12.500	4.72	4284.439	4121.287	12.995	12.2	-2.4	NO		NO	bb
4	4	180827M3_5	Standard	12.500	4.72	4399.468	4204.360	13.080	12.3	-1.8	NO		NO	bb
5	5	180827M3_6	Standard	12.500	4.72	4484.754	4106.542	13.651	12.8	2.5	NO		NO	bb
6	6	180827M3_7	Standard	12.500	4.72	4558.487	4005.502	14.226	13.4	6.8	NO		NO	bb
7	7	180827M3_8	Standard	12.500	4.72	4310.037	3995.384	13.484	12.7	1.3	NO		NO	bb
8	8	180827M3_9	Standard	12.500	4.72	3984.518	3854.354	12.922	12.1	-3.0	NO		NO	bb
9	9	180827M3_10	Standard	12.500	4.72	3689.819	3511.500	13.135	12.3	-1.4	NO		NO	bb
10	10	180827M3_11	Standard	12.500	4.71	3419.604	3293.964	12.977	12.2	-2.6	NO		NO	bb

Compound name: 13C2-PFDA
Response Factor: 0.820774
RRF SD: 0.0266209, Relative SD: 3.24338 ✓
Response type: Internal Std (Ref 66), Area * (IS Conc. / IS Area)
Curve type: RF

	#	Name	Type	Std. Conc	RT	Area	IS Area	Response	Conc.	%Dev	Conc. Flag	CoD	CoD Flag	x=excluded
1	1	180827M3_2	Standard	12.500	5.01	26513.094	33737.211	9.823	12.0	-4.3	NO		NO	bb
2	2	180827M3_3	Standard	12.500	5.01	26016.736	31912.553	10.191	12.4	-0.7	NO		NO	bb
3	3	180827M3_4	Standard	12.500	5.02	25401.734	31124.277	10.202	12.4	-0.6	NO		NO	bb
4	4	180827M3_5	Standard	12.500	5.02	28375.563	32910.039	10.778	13.1	5.0	NO		NO	bb
5	5	180827M3_6	Standard	12.500	5.01	26029.975	32221.152	10.098	12.3	-1.6	NO		NO	bb
6	6	180827M3_7	Standard	12.500	5.01	25925.217	31548.326	10.272	12.5	0.1	NO		NO	bb
7	7	180827M3_8	Standard	12.500	5.01	24523.150	30803.912	9.951	12.1	-3.0	NO		NO	bb
8	8	180827M3_9	Standard	12.500	5.01	22715.465	28483.119	9.969	12.1	-2.8	NO		NO	bb
9	9	180827M3_10	Standard	12.500	5.01	20347.094	24017.219	10.590	12.9	3.2	NO		NO	bb
10	10	180827M3_11	Standard	12.500	5.01	20912.715	24377.979	10.723	13.1	4.5	NO		NO	bb

Dataset: F:\Projects\PFAS.PRO\Results\180827M3\180827M3-CRV.qld

Last Altered: Tuesday, August 28, 2018 10:44:45 Pacific Daylight Time
Printed: Tuesday, August 28, 2018 11:20:02 Pacific Daylight Time

Compound name: 13C2-8:2 FTS
Response Factor: 0.0937018
RRF SD: 0.0143946, Relative SD: 15.3621
Response type: Internal Std (Ref 63), Area * (IS Conc. / IS Area)
Curve type: RF

	#	Name	Type	Std. Conc	RT	Area	IS Area	Response	Conc.	%Dev	Conc. Flag	CoD	CoD Flag	x=excluded
1	1	180827M3_2	Standard	12.500	4.97	4764.272	39394.582	1.512	16.1	29.1	NO		NO	bb
2	2	180827M3_3	Standard	12.500	4.98	3003.305	36856.609	1.019	10.9	-13.0	NO		NO	bb
3	3	180827M3_4	Standard	12.500	4.98	2927.814	37041.559	0.988	10.5	-15.6	NO		NO	bb
4	4	180827M3_5	Standard	12.500	4.98	3374.354	39255.129	1.074	11.5	-8.3	NO		NO	bb
5	5	180827M3_6	Standard	12.500	4.98	3332.825	38440.176	1.084	11.6	-7.5	NO		NO	bb
6	6	180827M3_7	Standard	12.500	4.98	3359.133	38062.359	1.103	11.8	-5.8	NO		NO	bb
7	7	180827M3_8	Standard	12.500	4.98	3611.552	35592.449	1.268	13.5	8.3	NO		NO	bb
8	8	180827M3_9	Standard	12.500	4.98	3701.818	35000.219	1.322	14.1	12.9	NO		NO	bd
9	9	180827M3_10	Standard	12.500	4.98	4763.175	30905.686	1.926	20.6	64.5	NO		NO	bbX
10	10	180827M3_11	Standard	12.500	4.98	6906.180	29882.828	2.889	30.8	146.6	NO		NO	bbX

Compound name: d3-N-MeFOSAA
Response Factor: 0.189904
RRF SD: 0.0135173, Relative SD: 7.11796
Response type: Internal Std (Ref 67), Area * (IS Conc. / IS Area)
Curve type: RF

	#	Name	Type	Std. Conc	RT	Area	IS Area	Response	Conc.	%Dev	Conc. Flag	CoD	CoD Flag	x=excluded
1	1	180827M3_2	Standard	12.500	5.16	7548.700	38505.863	2.451	12.9	3.2	NO		NO	bb
2	2	180827M3_3	Standard	12.500	5.16	7005.883	38267.305	2.288	12.1	-3.6	NO		NO	bb
3	3	180827M3_4	Standard	12.500	5.16	6959.093	36540.039	2.381	12.5	0.3	NO		NO	bb
4	4	180827M3_5	Standard	12.500	5.16	7347.976	41770.836	2.199	11.6	-7.4	NO		NO	bb
5	5	180827M3_6	Standard	12.500	5.16	6731.358	40137.457	2.096	11.0	-11.7	NO		NO	bb
6	6	180827M3_7	Standard	12.500	5.16	6858.394	37024.703	2.315	12.2	-2.5	NO		NO	bb
7	7	180827M3_8	Standard	12.500	5.16	6548.449	35230.957	2.323	12.2	-2.1	NO		NO	bb
8	8	180827M3_9	Standard	12.500	5.16	6482.631	33224.789	2.439	12.8	2.7	NO		NO	bb
9	9	180827M3_10	Standard	12.500	5.16	6002.206	28967.887	2.590	13.6	9.1	NO		NO	bb
10	10	180827M3_11	Standard	12.500	5.16	6143.238	28920.051	2.655	14.0	11.9	NO		NO	bb

Dataset: F:\Projects\PFAS.PRO\Results\180827M3\180827M3-CRV.qld

Last Altered: Tuesday, August 28, 2018 10:44:45 Pacific Daylight Time
Printed: Tuesday, August 28, 2018 11:20:02 Pacific Daylight Time

Compound name: 13C2-PFUdA
Response Factor: 0.911798
RRF SD: 0.0252975, Relative SD: 2.77446 ✓
Response type: Internal Std (Ref 67), Area * (IS Conc. / IS Area)
Curve type: RF

	#	Name	Type	Std. Conc	RT	Area	IS Area	Response	Conc.	%Dev	Conc. Flag	CoD	CoD Flag	x=excluded
1	1	180827M3_2	Standard	12.500	5.34	35516.355	38505.863	11.530	12.6	1.2	NO		NO	bb
2	2	180827M3_3	Standard	12.500	5.35	35187.176	38267.305	11.494	12.6	0.8	NO		NO	bb
3	3	180827M3_4	Standard	12.500	5.35	34557.203	36540.039	11.822	13.0	3.7	NO		NO	bb
4	4	180827M3_5	Standard	12.500	5.35	36079.500	41770.836	10.797	11.8	-5.3	NO		NO	bb
5	5	180827M3_6	Standard	12.500	5.34	35720.535	40137.457	11.124	12.2	-2.4	NO		NO	bb
6	6	180827M3_7	Standard	12.500	5.34	34172.039	37024.703	11.537	12.7	1.2	NO		NO	bb
7	7	180827M3_8	Standard	12.500	5.34	32467.225	35230.957	11.519	12.6	1.1	NO		NO	bb
8	8	180827M3_9	Standard	12.500	5.34	29555.451	33224.789	11.120	12.2	-2.4	NO		NO	bb
9	9	180827M3_10	Standard	12.500	5.34	26124.873	28967.887	11.273	12.4	-1.1	NO		NO	bb
10	10	180827M3_11	Standard	12.500	5.34	27206.451	28920.051	11.759	12.9	3.2	NO		NO	bb

Compound name: d5-N-EtFOSAA
Response Factor: 0.219334
RRF SD: 0.0117006, Relative SD: 5.33459 ✓
Response type: Internal Std (Ref 67), Area * (IS Conc. / IS Area)
Curve type: RF

	#	Name	Type	Std. Conc	RT	Area	IS Area	Response	Conc.	%Dev	Conc. Flag	CoD	CoD Flag	x=excluded
1	1	180827M3_2	Standard	12.500	5.32	9313.958	38505.863	3.024	13.8	10.3	NO		NO	bb
2	2	180827M3_3	Standard	12.500	5.33	8496.710	38267.305	2.775	12.7	1.2	NO		NO	bb
3	3	180827M3_4	Standard	12.500	5.33	8387.735	36540.039	2.869	13.1	4.7	NO		NO	bb
4	4	180827M3_5	Standard	12.500	5.33	8844.254	41770.836	2.647	12.1	-3.5	NO		NO	bb
5	5	180827M3_6	Standard	12.500	5.33	8125.646	40137.457	2.531	11.5	-7.7	NO		NO	bb
6	6	180827M3_7	Standard	12.500	5.33	8229.923	37024.703	2.779	12.7	1.3	NO		NO	bb
7	7	180827M3_8	Standard	12.500	5.32	7700.860	35230.957	2.732	12.5	-0.3	NO		NO	bb
8	8	180827M3_9	Standard	12.500	5.32	6883.143	33224.789	2.590	11.8	-5.5	NO		NO	bb
9	9	180827M3_10	Standard	12.500	5.32	6123.045	28967.887	2.642	12.0	-3.6	NO		NO	bb
10	10	180827M3_11	Standard	12.500	5.32	6544.257	28920.051	2.829	12.9	3.2	NO		NO	bb

Dataset: F:\Projects\PFAS.PRO\Results\180827M3\180827M3-CRV.qld

Last Altered: Tuesday, August 28, 2018 10:44:45 Pacific Daylight Time
Printed: Tuesday, August 28, 2018 11:20:02 Pacific Daylight Time

Compound name: 13C2-PFDoA
Response Factor: 1.0901
RRF SD: 0.04772, Relative SD: 4.37759 ✓
Response type: Internal Std (Ref 66), Area * (IS Conc. / IS Area)
Curve type: RF

	#	Name	Type	Std. Conc	RT	Area	IS Area	Response	Conc.	%Dev	Conc. Flag	CoD	CoD Flag	x=excluded
1	1	180827M3_2	Standard	12.500	5.62	33437.445	33737.211	12.389	11.4	-9.1	NO		NO	bb
2	2	180827M3_3	Standard	12.500	5.63	34400.066	31912.553	13.474	12.4	-1.1	NO		NO	bb
3	3	180827M3_4	Standard	12.500	5.64	32892.863	31124.277	13.210	12.1	-3.1	NO		NO	bb
4	4	180827M3_5	Standard	12.500	5.64	36154.992	32910.039	13.733	12.6	0.8	NO		NO	bb
5	5	180827M3_6	Standard	12.500	5.63	35578.844	32221.152	13.803	12.7	1.3	NO		NO	bb
6	6	180827M3_7	Standard	12.500	5.63	35609.875	31548.326	14.109	12.9	3.5	NO		NO	bb
7	7	180827M3_8	Standard	12.500	5.63	32982.543	30803.912	13.384	12.3	-1.8	NO		NO	bb
8	8	180827M3_9	Standard	12.500	5.63	30599.965	28483.119	13.429	12.3	-1.4	NO		NO	bb
9	9	180827M3_10	Standard	12.500	5.63	27727.379	24017.219	14.431	13.2	5.9	NO		NO	bb
10	10	180827M3_11	Standard	12.500	5.63	27889.100	24377.979	14.300	13.1	4.9	NO		NO	bb

Compound name: d3-N-MeFOSA
Response Factor: 0.0535593
RRF SD: 0.00820931, Relative SD: 15.3275 ✓
Response type: Internal Std (Ref 67), Area * (IS Conc. / IS Area)
Curve type: RF

	#	Name	Type	Std. Conc	RT	Area	IS Area	Response	Conc.	%Dev	Conc. Flag	CoD	CoD Flag	x=excluded
1	1	180827M3_2	Standard	150.000	5.75	21864.475	38505.863	7.098	132.5	-11.7	NO		NO	bb
2	2	180827M3_3	Standard	150.000	5.76	22251.229	38267.305	7.268	135.7	-9.5	NO		NO	bb
3	3	180827M3_4	Standard	150.000	5.77	21431.809	36540.039	7.332	136.9	-8.7	NO		NO	bb
4	4	180827M3_5	Standard	150.000	5.77	22748.078	41770.836	6.807	127.1	-15.3	NO		NO	bb
5	5	180827M3_6	Standard	150.000	5.76	23221.771	40137.457	7.232	135.0	-10.0	NO		NO	bb
6	6	180827M3_7	Standard	150.000	5.76	22754.883	37024.703	7.682	143.4	-4.4	NO		NO	bb
7	7	180827M3_8	Standard	150.000	5.76	23053.256	35230.957	8.179	152.7	1.8	NO		NO	bb
8	8	180827M3_9	Standard	150.000	5.76	22780.498	33224.789	8.571	160.0	6.7	NO		NO	bb
9	9	180827M3_10	Standard	150.000	5.76	22001.049	28967.887	9.494	177.3	18.2	NO		NO	bb
10	10	180827M3_11	Standard	150.000	5.75	24699.805	28920.051	10.676	199.3	32.9	NO		NO	bb

Dataset: F:\Projects\PFAS.PRO\Results\180827M3\180827M3-CRV.qld

Last Altered: Tuesday, August 28, 2018 10:44:45 Pacific Daylight Time
Printed: Tuesday, August 28, 2018 11:20:02 Pacific Daylight Time

Compound name: 13C2-PFTeDA
Response Factor: 0.693106
RRF SD: 0.043441, Relative SD: 6.26759
Response type: Internal Std (Ref 67), Area * (IS Conc. / IS Area)
Curve type: RF

	#	Name	Type	Std. Conc	RT	Area	IS Area	Response	Conc.	%Dev	Conc. Flag	CoD	CoD Flag	x=excluded
1	1	180827M3_2	Standard	12.500	6.10	25544.684	38505.863	8.292	12.0	-4.3	NO		NO	bb
2	2	180827M3_3	Standard	12.500	6.10	25467.277	38267.305	8.319	12.0	-4.0	NO		NO	bb
3	3	180827M3_4	Standard	12.500	6.10	24991.219	36540.039	8.549	12.3	-1.3	NO		NO	bb
4	4	180827M3_5	Standard	12.500	6.10	26996.439	41770.836	8.079	11.7	-6.8	NO		NO	bb
5	5	180827M3_6	Standard	12.500	6.10	26521.648	40137.457	8.260	11.9	-4.7	NO		NO	bb
6	6	180827M3_7	Standard	12.500	6.10	25293.059	37024.703	8.539	12.3	-1.4	NO		NO	bb
7	7	180827M3_8	Standard	12.500	6.10	24609.719	35230.957	8.732	12.6	0.8	NO		NO	bb
8	8	180827M3_9	Standard	12.500	6.10	23259.883	33224.789	8.751	12.6	1.0	NO		NO	bb
9	9	180827M3_10	Standard	12.500	6.10	21334.709	28967.887	9.206	13.3	6.3	NO		NO	bb
10	10	180827M3_11	Standard	12.500	6.10	22930.809	28920.051	9.911	14.3	14.4	NO		NO	bb

Compound name: d5-N-ETFOSA
Response Factor: 0.061313
RRF SD: 0.0070394, Relative SD: 11.4811
Response type: Internal Std (Ref 67), Area * (IS Conc. / IS Area)
Curve type: RF

	#	Name	Type	Std. Conc	RT	Area	IS Area	Response	Conc.	%Dev	Conc. Flag	CoD	CoD Flag	x=excluded
1	1	180827M3_2	Standard	150.000	6.18	24197.252	38505.863	7.855	128.1	-14.6	NO		NO	bb
2	2	180827M3_3	Standard	150.000	6.18	26039.184	38267.305	8.506	138.7	-7.5	NO		NO	bb
3	3	180827M3_4	Standard	150.000	6.18	25713.098	36540.039	8.796	143.5	-4.4	NO		NO	bb
4	4	180827M3_5	Standard	150.000	6.18	27794.893	41770.836	8.318	135.7	-9.6	NO		NO	bb
5	5	180827M3_6	Standard	150.000	6.18	27194.006	40137.457	8.469	138.1	-7.9	NO		NO	bb
6	6	180827M3_7	Standard	150.000	6.18	27677.490	37024.703	9.344	152.4	1.6	NO		NO	bb
7	7	180827M3_8	Standard	150.000	6.18	26307.221	35230.957	9.334	152.2	1.5	NO		NO	bb
8	8	180827M3_9	Standard	150.000	6.18	25795.791	33224.789	9.705	158.3	5.5	NO		NO	bb
9	9	180827M3_10	Standard	150.000	6.18	23690.574	28967.887	10.223	166.7	11.2	NO		NO	bb
10	10	180827M3_11	Standard	150.000	6.18	26421.119	28920.051	11.420	186.3	24.2	NO		NO	dd

Dataset: F:\Projects\PFAS.PRO\Results\180827M3\180827M3-CRV.qld

Last Altered: Tuesday, August 28, 2018 10:44:45 Pacific Daylight Time
Printed: Tuesday, August 28, 2018 11:20:02 Pacific Daylight Time

Compound name: 13C2-PFHxDA
Response Factor: 0.871409
RRF SD: 0.0927648, Relative SD: 10.6454
Response type: Internal Std (Ref 67), Area * (IS Conc. / IS Area)
Curve type: RF

	#	Name	Type	Std. Conc	RT	Area	IS Area	Response	Conc.	%Dev	Conc. Flag	CoD	CoD Flag	x=excluded
1	1	180827M3_2	Standard	5.000	6.44	11960.496	38505.863	3.883	4.5	-10.9	NO		NO	bb
2	2	180827M3_3	Standard	5.000	6.45	12811.801	38267.305	4.185	4.8	-3.9	NO		NO	bb
3	3	180827M3_4	Standard	5.000	6.45	12395.957	36540.039	4.241	4.9	-2.7	NO		NO	bb
4	4	180827M3_5	Standard	5.000	6.45	13371.995	41770.836	4.002	4.6	-8.2	NO		NO	bb
5	5	180827M3_6	Standard	5.000	6.45	12845.110	40137.457	4.000	4.6	-8.2	NO		NO	bb
6	6	180827M3_7	Standard	5.000	6.45	12463.486	37024.703	4.208	4.8	-3.4	NO		NO	bb
7	7	180827M3_8	Standard	5.000	6.45	12359.271	35230.957	4.385	5.0	0.6	NO		NO	bb
8	8	180827M3_9	Standard	5.000	6.45	11871.928	33224.789	4.467	5.1	2.5	NO		NO	bb
9	9	180827M3_10	Standard	5.000	6.45	10961.932	28967.887	4.730	5.4	8.6	NO		NO	bb
10	10	180827M3_11	Standard	5.000	6.45	12656.934	28920.051	5.471	6.3	25.6	NO		NO	bb

Compound name: d7-N-MeFOSE
Response Factor: 0.050421
RRF SD: 0.00932026, Relative SD: 18.4849
Response type: Internal Std (Ref 67), Area * (IS Conc. / IS Area)
Curve type: RF

	#	Name	Type	Std. Conc	RT	Area	IS Area	Response	Conc.	%Dev	Conc. Flag	CoD	CoD Flag	x=excluded
1	1	180827M3_2	Standard	150.000	6.35	19827.316	38505.863	6.436	127.7	-14.9	NO		NO	bb
2	2	180827M3_3	Standard	150.000	6.35	19774.367	38267.305	6.459	128.1	-14.6	NO		NO	bb
3	3	180827M3_4	Standard	150.000	6.35	19454.164	36540.039	6.655	132.0	-12.0	NO		NO	bb
4	4	180827M3_5	Standard	150.000	6.35	21141.789	41770.836	6.327	125.5	-16.3	NO		NO	bb
5	5	180827M3_6	Standard	150.000	6.35	21309.547	40137.457	6.636	131.6	-12.3	NO		NO	bb
6	6	180827M3_7	Standard	150.000	6.35	22726.311	37024.703	7.673	152.2	1.4	NO		NO	bd
7	7	180827M3_8	Standard	150.000	6.35	21186.266	35230.957	7.517	149.1	-0.6	NO		NO	bb
8	8	180827M3_9	Standard	150.000	6.35	21683.975	33224.789	8.158	161.8	7.9	NO		NO	bb
9	9	180827M3_10	Standard	150.000	6.35	21496.504	28967.887	9.276	184.0	22.6	NO		NO	bb
10	10	180827M3_11	Standard	150.000	6.34	24278.461	28920.051	10.494	208.1	38.7	NO		NO	bb

Dataset: F:\Projects\PFAS.PRO\Results\180827M3\180827M3-CRV.qld

Last Altered: Tuesday, August 28, 2018 10:44:45 Pacific Daylight Time
Printed: Tuesday, August 28, 2018 11:20:02 Pacific Daylight Time

Compound name: d9-N-EtFOSE
Response Factor: 0.0497341
RRF SD: 0.00913412, Relative SD: 18.3659
Response type: Internal Std (Ref 67), Area * (IS Conc. / IS Area)
Curve type: RF

	#	Name	Type	Std. Conc	RT	Area	IS Area	Response	Conc.	%Dev	Conc. Flag	CoD	CoD Flag	x=excluded
1	1	180827M3_2	Standard	150.000	6.50	19200.367	38505.863	6.233	125.3	-16.4	NO		NO	bb
2	2	180827M3_3	Standard	150.000	6.50	19392.553	38267.305	6.335	127.4	-15.1	NO		NO	bb
3	3	180827M3_4	Standard	150.000	6.50	19419.936	36540.039	6.643	133.6	-10.9	NO		NO	bb
4	4	180827M3_5	Standard	150.000	6.50	20648.654	41770.836	6.179	124.2	-17.2	NO		NO	bb
5	5	180827M3_6	Standard	150.000	6.50	21484.299	40137.457	6.691	134.5	-10.3	NO		NO	bb
6	6	180827M3_7	Standard	150.000	6.50	21749.422	37024.703	7.343	147.6	-1.6	NO		NO	bb
7	7	180827M3_8	Standard	150.000	6.50	21416.518	35230.957	7.599	152.8	1.9	NO		NO	bb
8	8	180827M3_9	Standard	150.000	6.50	21683.250	33224.789	8.158	164.0	9.4	NO		NO	bb
9	9	180827M3_10	Standard	150.000	6.50	21261.662	28967.887	9.175	184.5	23.0	NO		NO	bb
10	10	180827M3_11	Standard	150.000	6.50	23706.004	28920.051	10.246	206.0	37.3	NO		NO	bb

Compound name: 13C4-PFBA
Response Factor: 1
RRF SD: 0, Relative SD: 0
Response type: Internal Std (Ref 60), Area * (IS Conc. / IS Area)
Curve type: RF

	#	Name	Type	Std. Conc	RT	Area	IS Area	Response	Conc.	%Dev	Conc. Flag	CoD	CoD Flag	x=excluded
1	1	180827M3_2	Standard	12.500	1.25	11432.477	11432.477	12.500	12.5	0.0	NO		NO	bb
2	2	180827M3_3	Standard	12.500	1.22	10648.271	10648.271	12.500	12.5	0.0	NO		NO	bb
3	3	180827M3_4	Standard	12.500	1.22	10616.996	10616.996	12.500	12.5	0.0	NO		NO	bb
4	4	180827M3_5	Standard	12.500	1.22	11455.451	11455.451	12.500	12.5	0.0	NO		NO	bb
5	5	180827M3_6	Standard	12.500	1.22	11043.202	11043.202	12.500	12.5	0.0	NO		NO	bb
6	6	180827M3_7	Standard	12.500	1.22	11001.874	11001.874	12.500	12.5	0.0	NO		NO	bb
7	7	180827M3_8	Standard	12.500	1.21	10856.654	10856.654	12.500	12.5	0.0	NO		NO	bb
8	8	180827M3_9	Standard	12.500	1.22	10819.168	10819.168	12.500	12.5	0.0	NO		NO	bb
9	9	180827M3_10	Standard	12.500	1.19	10419.632	10419.632	12.500	12.5	0.0	NO		NO	bb
10	10	180827M3_11	Standard	12.500	1.21	11540.717	11540.717	12.500	12.5	0.0	NO		NO	db

Dataset: F:\Projects\PFAS.PRO\Results\180827M3\180827M3-CRV.qld

Last Altered: Tuesday, August 28, 2018 10:44:45 Pacific Daylight Time
Printed: Tuesday, August 28, 2018 11:20:02 Pacific Daylight Time

Compound name: 13C5-PFHxA
Response Factor: 1
RRF SD: 0, Relative SD: 0
Response type: Internal Std (Ref 61), Area * (IS Conc. / IS Area)
Curve type: RF

	#	Name	Type	Std. Conc	RT	Area	IS Area	Response	Conc.	%Dev	Conc. Flag	CoD	CoD Flag	x=excluded
1	1	180827M3_2	Standard	12.500	3.01	34061.535	34061.535	12.500	12.5	0.0	NO		NO	bb
2	2	180827M3_3	Standard	12.500	3.02	33173.969	33173.969	12.500	12.5	0.0	NO		NO	bb
3	3	180827M3_4	Standard	12.500	3.02	33322.949	33322.949	12.500	12.5	0.0	NO		NO	bb
4	4	180827M3_5	Standard	12.500	3.02	34937.371	34937.371	12.500	12.5	0.0	NO		NO	bb
5	5	180827M3_6	Standard	12.500	3.02	32411.859	32411.859	12.500	12.5	0.0	NO		NO	bb
6	6	180827M3_7	Standard	12.500	3.02	32487.963	32487.963	12.500	12.5	0.0	NO		NO	bb
7	7	180827M3_8	Standard	12.500	3.02	32037.164	32037.164	12.500	12.5	0.0	NO		NO	bb
8	8	180827M3_9	Standard	12.500	3.02	29796.145	29796.145	12.500	12.5	0.0	NO		NO	bb
9	9	180827M3_10	Standard	12.500	3.02	26787.221	26787.221	12.500	12.5	0.0	NO		NO	bb
10	10	180827M3_11	Standard	12.500	3.02	28172.006	28172.006	12.500	12.5	0.0	NO		NO	bb

Compound name: 13C3-PFHxS
Response Factor: 1
RRF SD: 0, Relative SD: 0
Response type: Internal Std (Ref 62), Area * (IS Conc. / IS Area)
Curve type: RF

	#	Name	Type	Std. Conc	RT	Area	IS Area	Response	Conc.	%Dev	Conc. Flag	CoD	CoD Flag	x=excluded
1	1	180827M3_2	Standard	12.500	3.80	3877.492	3877.492	12.500	12.5	0.0	NO		NO	bb
2	2	180827M3_3	Standard	12.500	3.81	3862.529	3862.529	12.500	12.5	0.0	NO		NO	bb
3	3	180827M3_4	Standard	12.500	3.81	3718.873	3718.873	12.500	12.5	0.0	NO		NO	bb
4	4	180827M3_5	Standard	12.500	3.81	4026.352	4026.352	12.500	12.5	0.0	NO		NO	bb
5	5	180827M3_6	Standard	12.500	3.81	3780.717	3780.717	12.500	12.5	0.0	NO		NO	bb
6	6	180827M3_7	Standard	12.500	3.81	3669.647	3669.647	12.500	12.5	0.0	NO		NO	bb
7	7	180827M3_8	Standard	12.500	3.81	3684.291	3684.291	12.500	12.5	0.0	NO		NO	bb
8	8	180827M3_9	Standard	12.500	3.81	3482.996	3482.996	12.500	12.5	0.0	NO		NO	bb
9	9	180827M3_10	Standard	12.500	3.81	3050.681	3050.681	12.500	12.5	0.0	NO		NO	bd
10	10	180827M3_11	Standard	12.500	3.80	3065.258	3065.258	12.500	12.5	0.0	NO		NO	bb

Dataset: F:\Projects\PFAS.PRO\Results\180827M3\180827M3-CRV.qld

Last Altered: Tuesday, August 28, 2018 10:44:45 Pacific Daylight Time
Printed: Tuesday, August 28, 2018 11:20:02 Pacific Daylight Time

Compound name: 13C8-PFOA
Response Factor: 1
RRF SD: 0, Relative SD: 0
Response type: Internal Std (Ref 63), Area * (IS Conc. / IS Area)
Curve type: RF

	#	Name	Type	Std. Conc	RT	Area	IS Area	Response	Conc.	%Dev	Conc. Flag	CoD	CoD Flag	x=excluded
1	1	180827M3_2	Standard	12.500	4.18	39394.582	39394.582	12.500	12.5	0.0	NO		NO	bb
2	2	180827M3_3	Standard	12.500	4.18	36856.609	36856.609	12.500	12.5	0.0	NO		NO	bb
3	3	180827M3_4	Standard	12.500	4.19	37041.559	37041.559	12.500	12.5	0.0	NO		NO	bb
4	4	180827M3_5	Standard	12.500	4.19	39255.129	39255.129	12.500	12.5	0.0	NO		NO	bb
5	5	180827M3_6	Standard	12.500	4.18	38440.176	38440.176	12.500	12.5	0.0	NO		NO	bb
6	6	180827M3_7	Standard	12.500	4.18	38062.359	38062.359	12.500	12.5	0.0	NO		NO	bb
7	7	180827M3_8	Standard	12.500	4.18	35592.449	35592.449	12.500	12.5	0.0	NO		NO	bb
8	8	180827M3_9	Standard	12.500	4.18	35000.219	35000.219	12.500	12.5	0.0	NO		NO	bb
9	9	180827M3_10	Standard	12.500	4.18	30905.686	30905.686	12.500	12.5	0.0	NO		NO	bb
10	10	180827M3_11	Standard	12.500	4.18	29882.828	29882.828	12.500	12.5	0.0	NO		NO	bb

Compound name: 13C9-PFNA
Response Factor: 1
RRF SD: 0, Relative SD: 0
Response type: Internal Std (Ref 64), Area * (IS Conc. / IS Area)
Curve type: RF

	#	Name	Type	Std. Conc	RT	Area	IS Area	Response	Conc.	%Dev	Conc. Flag	CoD	CoD Flag	x=excluded
1	1	180827M3_2	Standard	12.500	4.62	30280.078	30280.078	12.500	12.5	0.0	NO		NO	bb
2	2	180827M3_3	Standard	12.500	4.63	28474.004	28474.004	12.500	12.5	0.0	NO		NO	bb
3	3	180827M3_4	Standard	12.500	4.63	28551.771	28551.771	12.500	12.5	0.0	NO		NO	bb
4	4	180827M3_5	Standard	12.500	4.63	30413.600	30413.600	12.500	12.5	0.0	NO		NO	bb
5	5	180827M3_6	Standard	12.500	4.63	30599.904	30599.904	12.500	12.5	0.0	NO		NO	bd
6	6	180827M3_7	Standard	12.500	4.63	29275.139	29275.139	12.500	12.5	0.0	NO		NO	bb
7	7	180827M3_8	Standard	12.500	4.63	28543.621	28543.621	12.500	12.5	0.0	NO		NO	bb
8	8	180827M3_9	Standard	12.500	4.63	25768.102	25768.102	12.500	12.5	0.0	NO		NO	bb
9	9	180827M3_10	Standard	12.500	4.63	22673.102	22673.102	12.500	12.5	0.0	NO		NO	bb
10	10	180827M3_11	Standard	12.500	4.63	22159.033	22159.033	12.500	12.5	0.0	NO		NO	bb

Dataset: F:\Projects\PFAS.PRO\Results\180827M3\180827M3-CRV.qld

Last Altered: Tuesday, August 28, 2018 10:44:45 Pacific Daylight Time
Printed: Tuesday, August 28, 2018 11:20:02 Pacific Daylight Time

Compound name: 13C4-PFOS
Response Factor: 1
RRF SD: 0, Relative SD: 0
Response type: Internal Std (Ref 65), Area * (IS Conc. / IS Area)
Curve type: RF

	#	Name	Type	Std. Conc	RT	Area	IS Area	Response	Conc.	%Dev	Conc. Flag	CoD	CoD Flag	x=excluded
1	1	180827M3_2	Standard	12.500	4.71	4385.820	4385.820	12.500	12.5	0.0	NO		NO	bb
2	2	180827M3_3	Standard	12.500	4.72	4026.698	4026.698	12.500	12.5	0.0	NO		NO	bb
3	3	180827M3_4	Standard	12.500	4.72	4121.287	4121.287	12.500	12.5	0.0	NO		NO	bb
4	4	180827M3_5	Standard	12.500	4.72	4204.360	4204.360	12.500	12.5	0.0	NO		NO	bb
5	5	180827M3_6	Standard	12.500	4.72	4106.542	4106.542	12.500	12.5	0.0	NO		NO	bb
6	6	180827M3_7	Standard	12.500	4.72	4005.502	4005.502	12.500	12.5	0.0	NO		NO	bb
7	7	180827M3_8	Standard	12.500	4.72	3995.384	3995.384	12.500	12.5	0.0	NO		NO	bb
8	8	180827M3_9	Standard	12.500	4.72	3854.354	3854.354	12.500	12.5	0.0	NO		NO	bd
9	9	180827M3_10	Standard	12.500	4.72	3511.500	3511.500	12.500	12.5	0.0	NO		NO	bb
10	10	180827M3_11	Standard	12.500	4.72	3293.964	3293.964	12.500	12.5	0.0	NO		NO	bd

Compound name: 13C6-PFDA
Response Factor: 1
RRF SD: 0, Relative SD: 0
Response type: Internal Std (Ref 66), Area * (IS Conc. / IS Area)
Curve type: RF

	#	Name	Type	Std. Conc	RT	Area	IS Area	Response	Conc.	%Dev	Conc. Flag	CoD	CoD Flag	x=excluded
1	1	180827M3_2	Standard	12.500	5.01	33737.211	33737.211	12.500	12.5	0.0	NO		NO	bb
2	2	180827M3_3	Standard	12.500	5.01	31912.553	31912.553	12.500	12.5	0.0	NO		NO	bb
3	3	180827M3_4	Standard	12.500	5.01	31124.277	31124.277	12.500	12.5	0.0	NO		NO	bb
4	4	180827M3_5	Standard	12.500	5.02	32910.039	32910.039	12.500	12.5	0.0	NO		NO	bb
5	5	180827M3_6	Standard	12.500	5.01	32221.152	32221.152	12.500	12.5	0.0	NO		NO	bb
6	6	180827M3_7	Standard	12.500	5.01	31548.326	31548.326	12.500	12.5	0.0	NO		NO	bb
7	7	180827M3_8	Standard	12.500	5.01	30803.912	30803.912	12.500	12.5	0.0	NO		NO	bb
8	8	180827M3_9	Standard	12.500	5.01	28483.119	28483.119	12.500	12.5	0.0	NO		NO	bb
9	9	180827M3_10	Standard	12.500	5.01	24017.219	24017.219	12.500	12.5	0.0	NO		NO	bb
10	10	180827M3_11	Standard	12.500	5.01	24377.979	24377.979	12.500	12.5	0.0	NO		NO	bb

Dataset: F:\Projects\PFAS.PRO\Results\180827M3\180827M3-CRV.qld

Last Altered: Tuesday, August 28, 2018 10:44:45 Pacific Daylight Time
Printed: Tuesday, August 28, 2018 11:20:02 Pacific Daylight Time

Compound name: 13C7-PFUdA
Response Factor: 1
RRF SD: 0, Relative SD: 0
Response type: Internal Std (Ref 67), Area * (IS Conc. / IS Area)
Curve type: RF

	#	Name	Type	Std. Conc	RT	Area	IS Area	Response	Conc.	%Dev	Conc. Flag	CoD	CoD Flag	x=excluded
1	1	180827M3_2	Standard	12.500	5.34	38505.863	38505.863	12.500	12.5	0.0	NO		NO	bb
2	2	180827M3_3	Standard	12.500	5.34	38267.305	38267.305	12.500	12.5	0.0	NO		NO	bb
3	3	180827M3_4	Standard	12.500	5.34	36540.039	36540.039	12.500	12.5	0.0	NO		NO	bb
4	4	180827M3_5	Standard	12.500	5.34	41770.836	41770.836	12.500	12.5	0.0	NO		NO	bd
5	5	180827M3_6	Standard	12.500	5.34	40137.457	40137.457	12.500	12.5	0.0	NO		NO	bb
6	6	180827M3_7	Standard	12.500	5.34	37024.703	37024.703	12.500	12.5	0.0	NO		NO	bb
7	7	180827M3_8	Standard	12.500	5.34	35230.957	35230.957	12.500	12.5	0.0	NO		NO	bb
8	8	180827M3_9	Standard	12.500	5.34	33224.789	33224.789	12.500	12.5	0.0	NO		NO	bb
9	9	180827M3_10	Standard	12.500	5.34	28967.887	28967.887	12.500	12.5	0.0	NO		NO	bb
10	10	180827M3_11	Standard	12.500	5.34	28920.051	28920.051	12.500	12.5	0.0	NO		NO	bb

Dataset: F:\Projects\PFAS.PRO\Results\180827M3\180827M3-CRV.qld

Last Altered: Tuesday, August 28, 2018 10:44:45 Pacific Daylight Time
Printed: Tuesday, August 28, 2018 11:19:35 Pacific Daylight Time

Method: F:\Projects\PFAS.PRO\MethDB\PFAS_FULL_80C_082718_B.mdb 28 Aug 2018 10:44:43
Calibration: F:\Projects\PFAS.PRO\CurveDB\C18_VAL-PFAS_Q4_08-27-18.cdb 28 Aug 2018 10:38:34

Name: 180827M3_2, Date: 27-Aug-2018, Time: 19:28:28, ID: ST180827M3-1 PFC CS-2 18H1701, Description: PFC CS-2 18H1701

	#	Name	IS#	CoD	CoD Flag	%RSD
1	1	PFBA	36	0.9982	NO	
2	2	PFPeA	37	0.9987	NO	
3	3	PFBS	38	0.9980	NO	
4	4	4:2 FTS	39	0.9998	NO	
5	5	PFHxA	40	0.9990	NO	
6	6	PFPeS	38	0.9991	NO	
7	7	PFHpA	41	0.9985	NO	
8	8	L-PFHxS	42	0.9963	NO	
9	10	6:2 FTS	43	0.9985	NO	
10	11	L-PFOA	44	0.9994	NO	
11	13	PFHpS	47	0.9996	NO	
12	14	PFNA	45	0.9972	NO	
13	15	PFOSA	46	0.9996	NO	
14	16	L-PFOS	47	0.9995	NO	
15	18	PFDA	48	0.9991	NO	
16	19	8:2 FTS	49	0.9992	NO	
17	20	PFNS	47	0.9992	NO	
18	21	L-MeFOSAA	50	0.9990	NO	
19	23	L-EtFOSAA	52	0.9969	NO	

Dataset: F:\Projects\PFAS.PRO\Results\180827M3\180827M3-CRV.qld

Last Altered: Tuesday, August 28, 2018 10:44:45 Pacific Daylight Time
Printed: Tuesday, August 28, 2018 11:20:02 Pacific Daylight Time

Method: F:\Projects\PFAS.PRO\MethDB\PFAS_FULL_80C_082718_B.mdb 28 Aug 2018 10:44:43
Calibration: F:\Projects\PFAS.PRO\CurveDB\C18_VAL-PFAS_Q4_08-27-18.cdb 28 Aug 2018 10:38:34

Name: 180827M3_2, Date: 27-Aug-2018, Time: 19:28:28, ID: ST180827M3-1 PFC CS-2 18H1701, Description: PFC CS-2 18H1701

	#	Name	IS#	CoD	CoD Flag	%RSD
1	25	PFUdA	51	0.9999	NO	
2	26	PFDS	47	0.9996	NO	
3	27	PFDoA	53	0.9982	NO	
4	28	N-MeFOSA	54	0.9998	NO	
5	29	PFTrDA	53	0.9990	NO	
6	30	PFTeDA	55	0.9992	NO	
7	31	N-EtFOSA	56	0.9989	NO	
8	32	PFHxDA	57	0.9979	NO	
9	33	PFODA	57	0.9979	NO	
10	34	N-MeFOSE	58	0.9990	NO	
11	35	N-EtFOSE	59	0.9986	NO	
12	36	13C3-PFBA	60		NO	1.026
13	37	13C3-PFPeA	61		NO	3.677
14	38	13C3-PFBS	61		NO	2.200
15	39	13C2-4:2 FTS	61		NO	10.293
16	40	13C2-PFHxA	61		NO	2.698
17	41	13C4-PFHpA	61		NO	3.548
18	42	18O2-PFHxS	62		NO	3.420
19	43	13C2-6:2 FTS	63		NO	11.187
20	44	13C2-PFOA	63		NO	3.279
21	45	13C5-PFNA	64		NO	3.336
22	46	13C8-PFOSA	67		NO	8.641
23	47	13C8-PFOS	65		NO	3.077
24	48	13C2-PFDA	66		NO	3.243
25	49	13C2-8:2 FTS	63		NO	15.362
26	50	d3-N-MeFOSAA	67		NO	7.118
27	51	13C2-PFUdA	67		NO	2.774
28	52	d5-N-EtFOSAA	67		NO	5.335
29	53	13C2-PFDoA	66		NO	4.378
30	54	d3-N-MeFOSA	67		NO	15.328
31	55	13C2-PFTeDA	67		NO	6.268
32	56	d5-N-ETFOSA	67		NO	11.481

Dataset: F:\Projects\PFAS.PRO\Results\180827M3\180827M3-CRV.qld

Last Altered: Tuesday, August 28, 2018 10:44:45 Pacific Daylight Time
Printed: Tuesday, August 28, 2018 11:20:02 Pacific Daylight Time

Name: 180827M3_2, Date: 27-Aug-2018, Time: 19:28:28, ID: ST180827M3-1 PFC CS-2 18H1701, Description: PFC CS-2 18H1701

	#	Name	IS#	CoD	CoD Flag	%RSD
33	57	13C2-PFHxDA	67		NO	10.645
34	58	d7-N-MeFOSE	67		NO	18.485
35	59	d9-N-EtFOSE	67		NO	18.366
36	60	13C4-PFBA	60		NO	0.000
37	61	13C5-PFHxA	61		NO	0.000
38	62	13C3-PFHxS	62		NO	0.000
39	63	13C8-PFOA	63		NO	0.000
40	64	13C9-PFNA	64		NO	0.000
41	65	13C4-PFOS	65		NO	0.000
42	66	13C6-PFDA	66		NO	0.000
43	67	13C7-PFUdA	67		NO	0.000

Vista Analytical Laboratory

Dataset: F:\Projects\PFAS.PRO\Results\180827M3\180827M3-CRV.qld

Last Altered: Tuesday, August 28, 2018 10:44:45 Pacific Daylight Time
Printed: Tuesday, August 28, 2018 11:23:24 Pacific Daylight Time

Method: F:\Projects\PFAS.PRO\MethDB\PFAS_FULL_80C_082718_B.mdb 28 Aug 2018 10:44:43
Calibration: F:\Projects\PFAS.PRO\CurveDB\C18_VAL-PFAS_Q4_08-27-18.cdb 28 Aug 2018 10:38:34

Name: 180827M3_7, Date: 27-Aug-2018, Time: 20:21:26, ID: ST180827M3-6 PFC CS3 18H1706, Description: PFC CS3 18H1706

	Name	Ion Ratio	Ratio out?
1	PFBA		
2	PFPeA		
3	PFBS	2.767	NO
4	4:2 FTS	1.562	NO
5	PFHxA	15.678	NO
6	PFPeS	1.734	NO
7	PFHpA	12.156	NO
8	L-PFHxS	1.751	NO
9	6:2 FTS	2.746	NO
10	L-PFOA	3.337	NO
11	PFHpS	1.901	NO
12	PFNA	4.163	NO
13	PFOSA	27.436	NO
14	L-PFOS	1.959	NO
15	PFDA	5.680	NO
16	8:2 FTS	2.125	NO
17	PFNS	1.573	NO
18	L-MeFOSAA	2.674	NO
19	L-EtFOSAA	1.476	NO

Vista Analytical Laboratory

Dataset: F:\Projects\PFAS.PRO\Results\180827M3\180827M3-CRV.qld

Last Altered: Tuesday, August 28, 2018 10:44:45 Pacific Daylight Time
Printed: Tuesday, August 28, 2018 11:23:36 Pacific Daylight Time

Method: F:\Projects\PFAS.PRO\MethDB\PFAS_FULL_80C_082718_B.mdb 28 Aug 2018 10:44:43
Calibration: F:\Projects\PFAS.PRO\CurveDB\C18_VAL-PFAS_Q4_08-27-18.cdb 28 Aug 2018 10:38:34

Name: 180827M3_7, Date: 27-Aug-2018, Time: 20:21:26, ID: ST180827M3-6 PFC CS3 18H1706, Description: PFC CS3 18H1706

	Name	Ion Ratio	Ratio out?
1	PFUdA	9.477	NO
2	PFDS	1.727	NO
3	PFDoA	8.131	NO
4	N-MeFOSA	1.554	NO
5	PFTrDA	22.186	NO
6	PFTeDA	12.524	NO
7	N-EtFOSA	1.630	NO
8	PFHxDA	27.380	NO
9	PFODA		
10	N-MeFOSE		
11	N-EtFOSE		

Quantify Compound Summary Report **MassLynx MassLynx V4.1 SCN945 SCN960**
Vista Analytical Laboratory

Dataset: Untitled

Last Altered: Tuesday, August 28, 2018 11:24:44 Pacific Daylight Time
Printed: Tuesday, August 28, 2018 11:24:54 Pacific Daylight Time

Method: F:\Projects\PFAS.PRO\MethDB\PFAS_FULL_80C_082718_B.mdb 28 Aug 2018 10:44:43
Calibration: F:\Projects\PFAS.PRO\CurveDB\C18_VAL-PFAS_Q4_08-27-18.cdb 28 Aug 2018 10:38:34

Compound name: PFBA

	#	Name	ID	Acq.Date	Acq.Time
1	1	180827M3_1	IPA	27-Aug-18	19:03:25
2	2	180827M3_2	ST180827M3-1 PFC CS-2 18H1701	27-Aug-18	19:28:28
3	3	180827M3_3	ST180827M3-2 PFC CS-1 18H1702	27-Aug-18	19:39:04
4	4	180827M3_4	ST180827M3-3 PFC CS0 18H1703	27-Aug-18	19:49:36
5	5	180827M3_5	ST180827M3-4 PFC CS1 18H1704	27-Aug-18	20:00:15
6	6	180827M3_6	ST180827M3-5 PFC CS2 18H1705	27-Aug-18	20:10:47
7	7	180827M3_7	ST180827M3-6 PFC CS3 18H1706	27-Aug-18	20:21:26
8	8	180827M3_8	ST180827M3-7 PFC CS4 18H1707	27-Aug-18	20:31:58
9	9	180827M3_9	ST180827M3-8 PFC CS5 18H1708	27-Aug-18	20:42:37
10	10	180827M3_10	ST180827M3-7 PFC CS6 18H1709	27-Aug-18	20:53:15
11	11	180827M3_11	ST180827M3-8 PFC CS7 18H1710	27-Aug-18	21:03:48
12	12	180827M3_12	IPA	27-Aug-18	21:14:27
13	13	180827M3_13	ICV180827M3-1 PFC 537 ICV 18H1711	27-Aug-18	21:25:00

Dataset: F:\Projects\PFAS.PRO\Results\180827M3\180827M3-CRV.qld

Last Altered: Tuesday, August 28, 2018 10:44:45 Pacific Daylight Time
Printed: Tuesday, August 28, 2018 11:25:34 Pacific Daylight Time

Method: F:\Projects\PFAS.PRO\MethDB\PFAS_FULL_80C_082718_B.mdb 28 Aug 2018 10:44:43
Calibration: 28 Aug 2018 10:38:34

Compound name: PFBA
Coefficient of Determination: R^2 = 0.998209
Calibration curve: -0.00076883 * x^2 + 1.311 * x + -0.133824
Response type: Internal Std (Ref 36), Area * (IS Conc. / IS Area)
Curve type: 2nd Order, Origin: Exclude, Weighting: 1/x, Axis trans: None

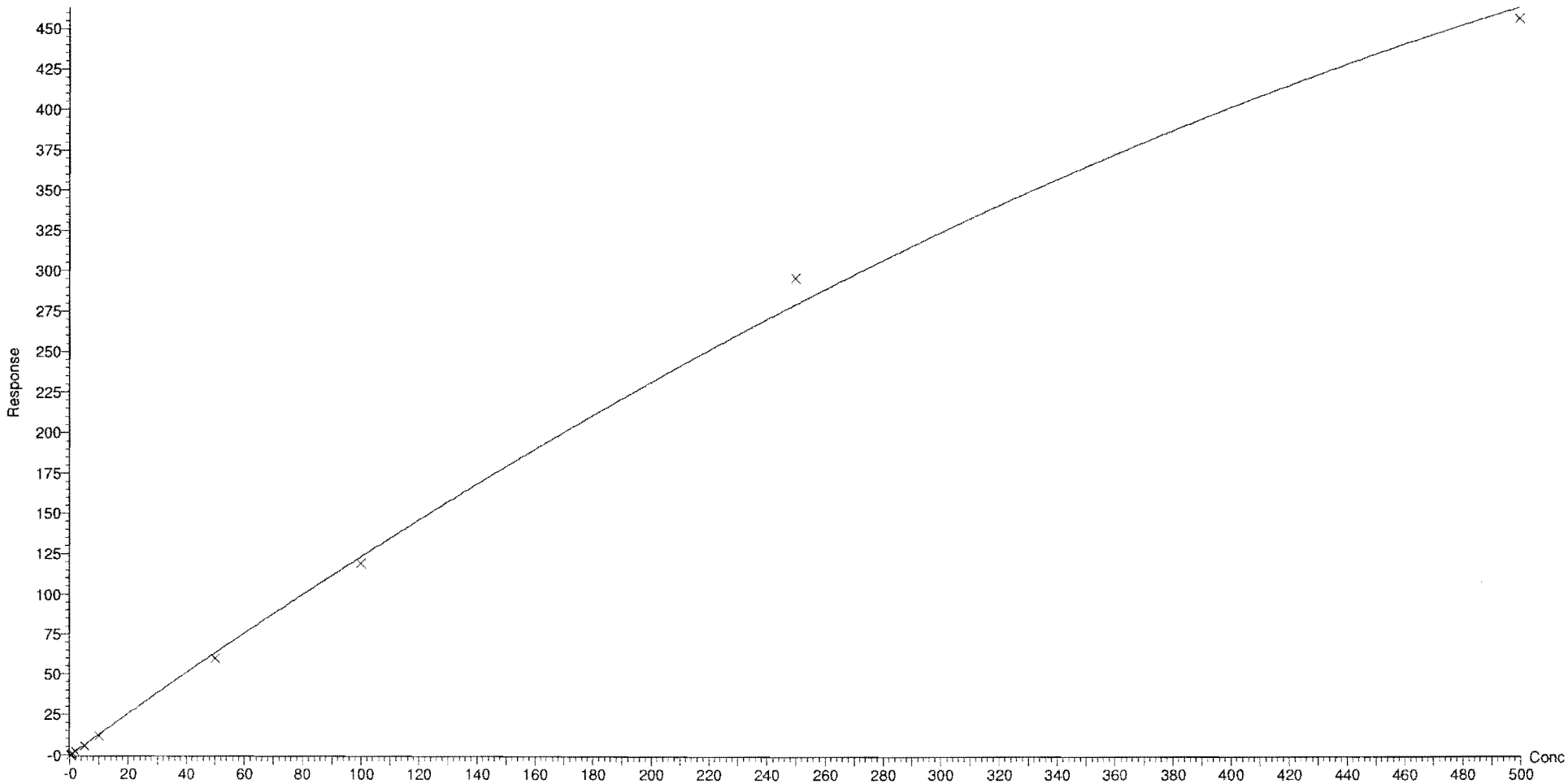

Dataset: F:\Projects\PFAS.PRO\Results\180827M3\180827M3-CRV.qld

Last Altered: Tuesday, August 28, 2018 10:44:45 Pacific Daylight Time
Printed: Tuesday, August 28, 2018 11:25:34 Pacific Daylight Time

Compound name: PFPeA
Coefficient of Determination: R^2 = 0.998709
Calibration curve: -0.000549501 * x^2 + 1.04345 * x + -0.0732011
Response type: Internal Std (Ref 37), Area * (IS Conc. / IS Area)
Curve type: 2nd Order, Origin: Exclude, Weighting: 1/x, Axis trans: None

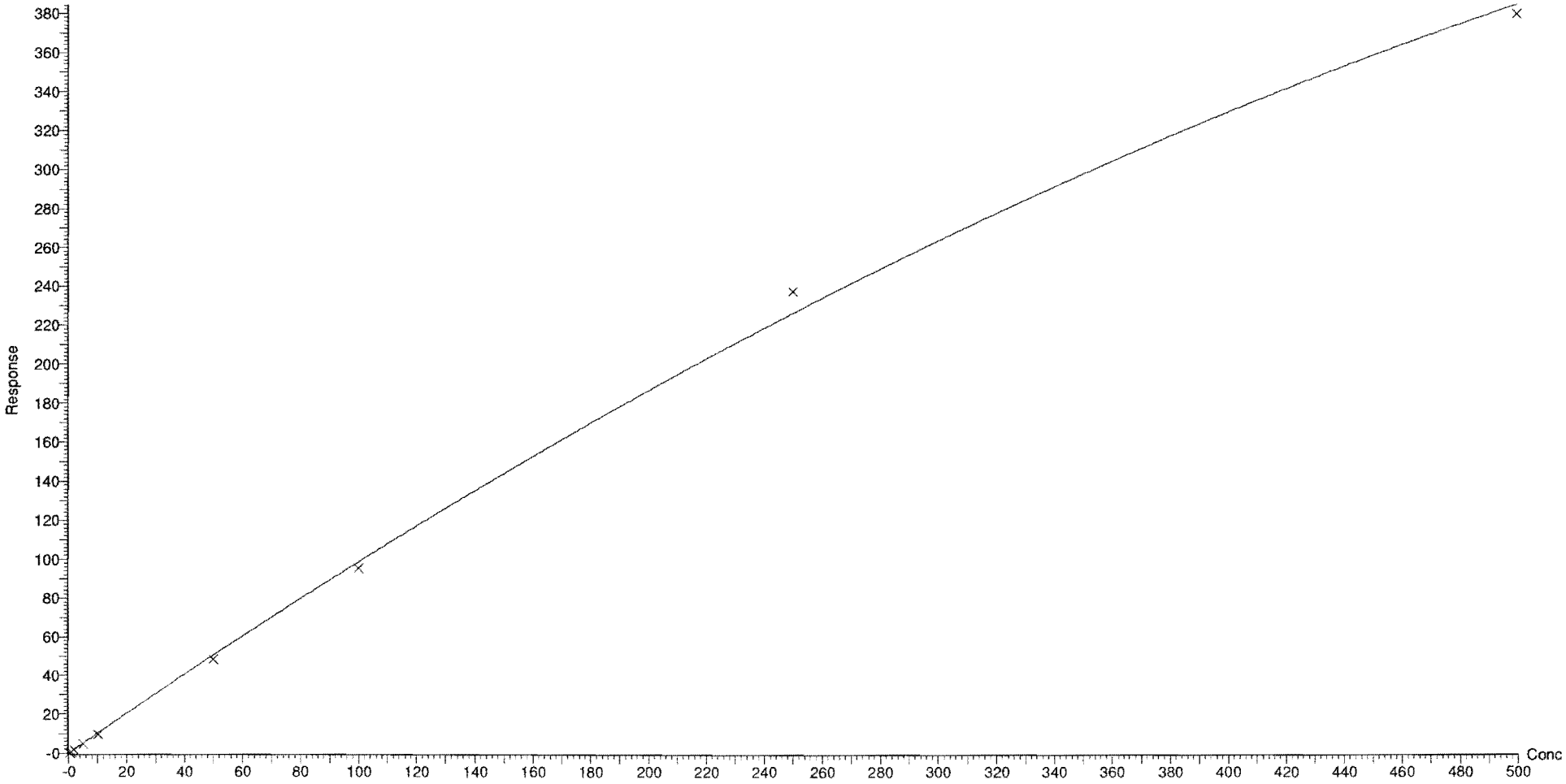

Dataset: F:\Projects\PFAS.PRO\Results\180827M3\180827M3-CRV.qld

Last Altered: Tuesday, August 28, 2018 10:44:45 Pacific Daylight Time
Printed: Tuesday, August 28, 2018 11:25:34 Pacific Daylight Time

Compound name: PFBS
Coefficient of Determination: R^2 = 0.997996
Calibration curve: -0.00123742 * x^2 + 2.18145 * x + -0.168758
Response type: Internal Std (Ref 38), Area * (IS Conc. / IS Area)
Curve type: 2nd Order, Origin: Include, Weighting: 1/x, Axis trans: None

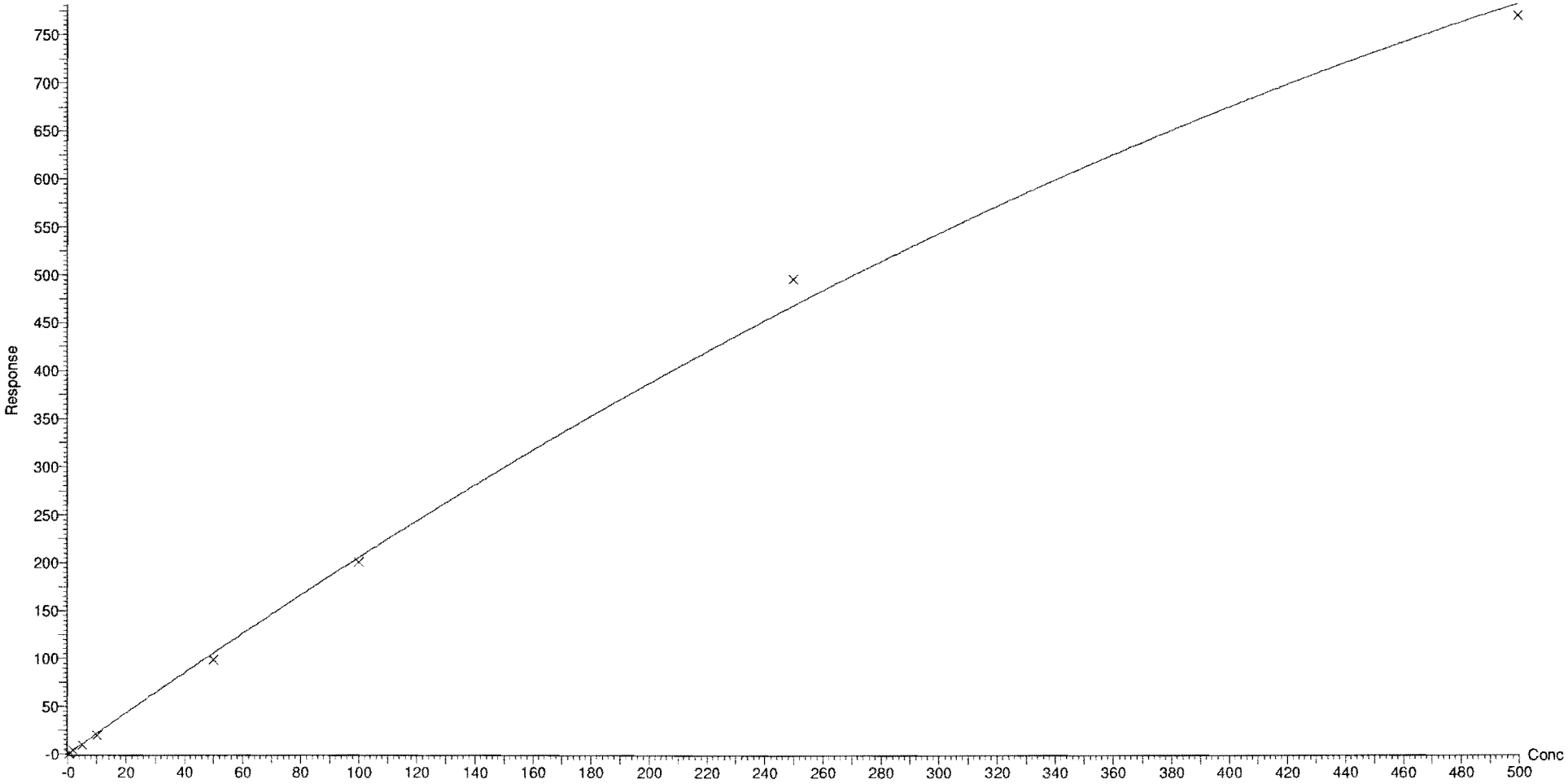

Dataset: F:\Projects\PFAS.PRO\Results\180827M3\180827M3-CRV.qld

Last Altered: Tuesday, August 28, 2018 10:44:45 Pacific Daylight Time
Printed: Tuesday, August 28, 2018 11:25:34 Pacific Daylight Time

Compound name: 4:2 FTS
Coefficient of Determination: R^2 = 0.999771
Calibration curve: -0.00332917 * x^2 + 1.22389 * x + -0.0103556
Response type: Internal Std (Ref 39), Area * (IS Conc. / IS Area)
Curve type: 2nd Order, Origin: Exclude, Weighting: 1/x, Axis trans: None

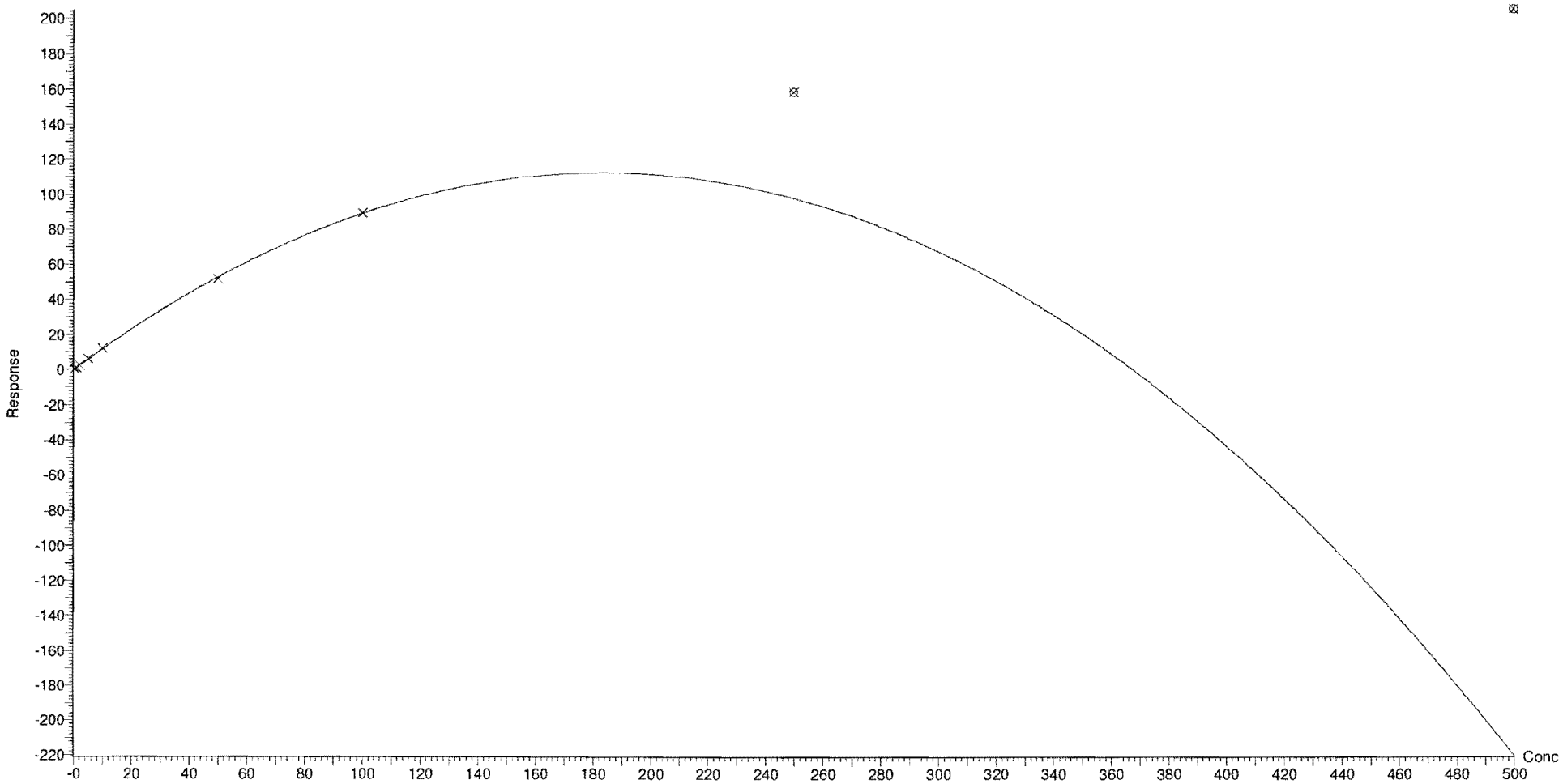

Dataset: F:\Projects\PFAS.PRO\Results\180827M3\180827M3-CRV.qld

Last Altered: Tuesday, August 28, 2018 10:44:45 Pacific Daylight Time
Printed: Tuesday, August 28, 2018 11:25:34 Pacific Daylight Time

Compound name: PFHxA
Coefficient of Determination: R^2 = 0.999026
Calibration curve: -0.000677517 * x^2 + 1.11208 * x + -0.0389874
Response type: Internal Std (Ref 40), Area * (IS Conc. / IS Area)
Curve type: 2nd Order, Origin: Include, Weighting: 1/x, Axis trans: None

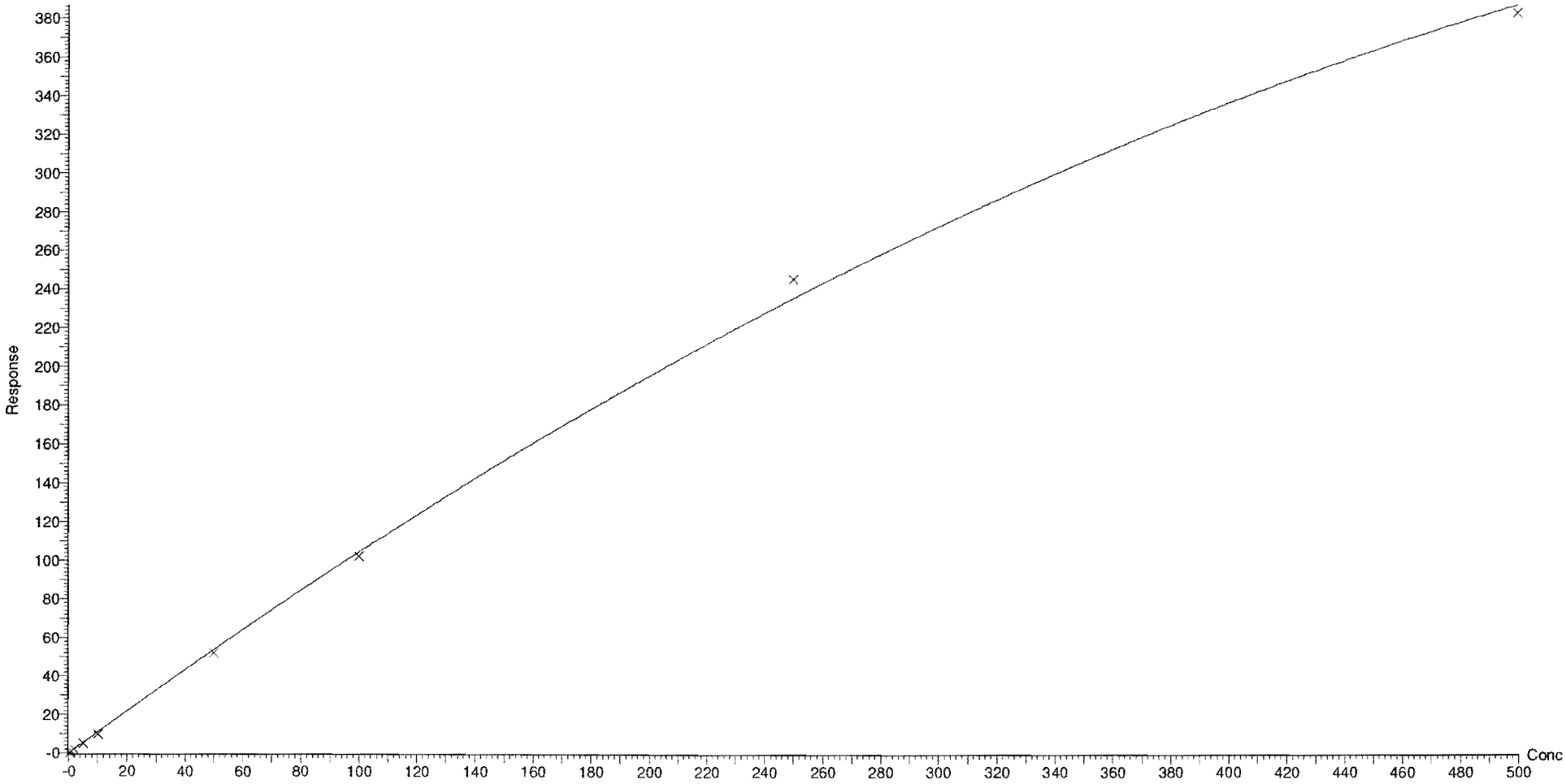

Dataset: F:\Projects\PFAS.PRO\Results\180827M3\180827M3-CRV.qld

Last Altered: Tuesday, August 28, 2018 10:44:45 Pacific Daylight Time
Printed: Tuesday, August 28, 2018 11:25:34 Pacific Daylight Time

Compound name: PFPeS
Coefficient of Determination: R^2 = 0.999079
Calibration curve: -0.00121053 * x^2 + 1.84552 * x + -0.100699
Response type: Internal Std (Ref 38), Area * (IS Conc. / IS Area)
Curve type: 2nd Order, Origin: Exclude, Weighting: 1/x, Axis trans: None

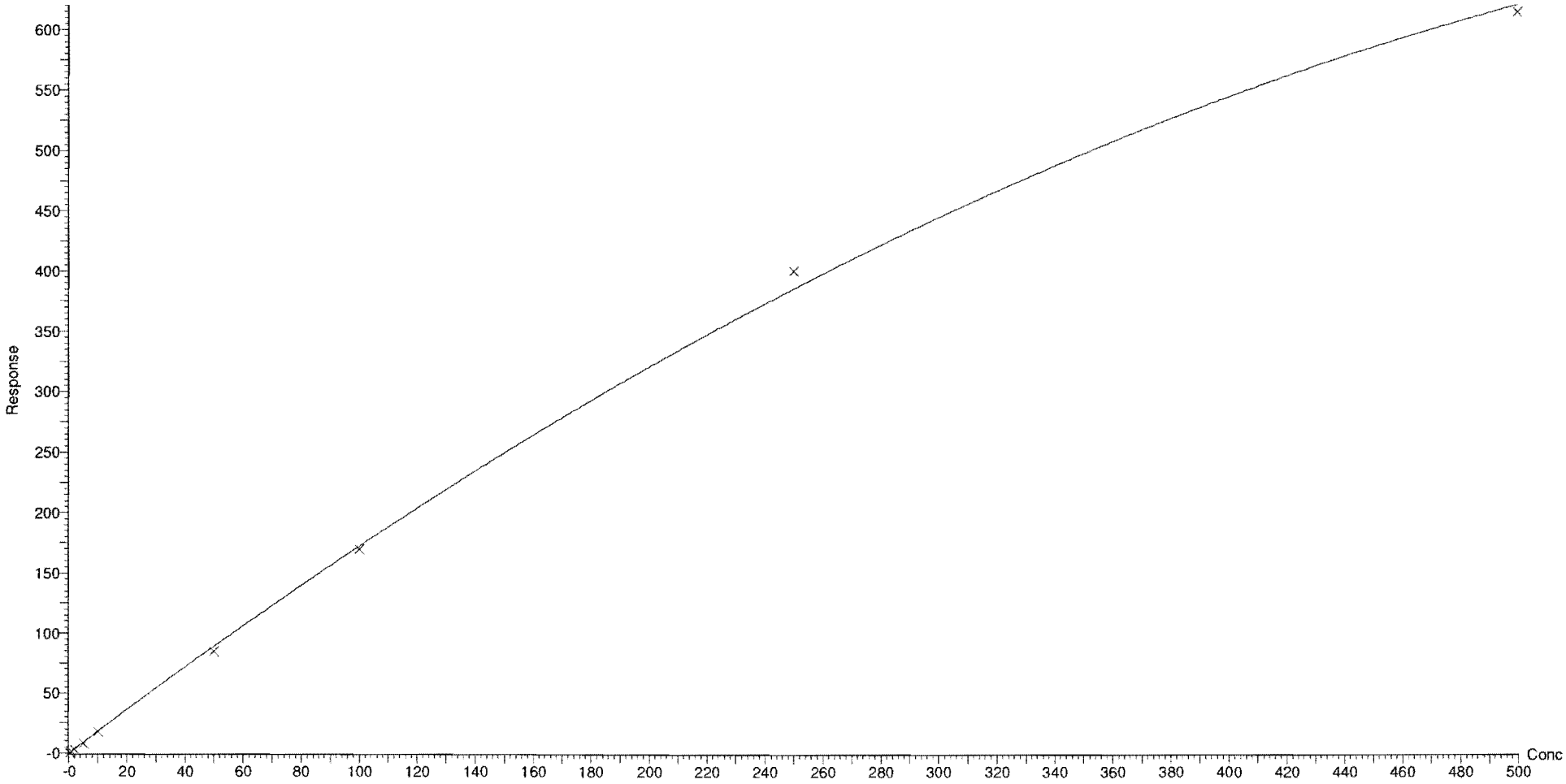

Dataset: F:\Projects\PFAS.PRO\Results\180827M3\180827M3-CRV.qld

Last Altered: Tuesday, August 28, 2018 10:44:45 Pacific Daylight Time
Printed: Tuesday, August 28, 2018 11:25:34 Pacific Daylight Time

Compound name: PFHpA
Coefficient of Determination: R^2 = 0.998494
Calibration curve: -0.000730061 * x^2 + 1.2883 * x + -0.0828975
Response type: Internal Std (Ref 41), Area * (IS Conc. / IS Area)
Curve type: 2nd Order, Origin: Exclude, Weighting: 1/x, Axis trans: None

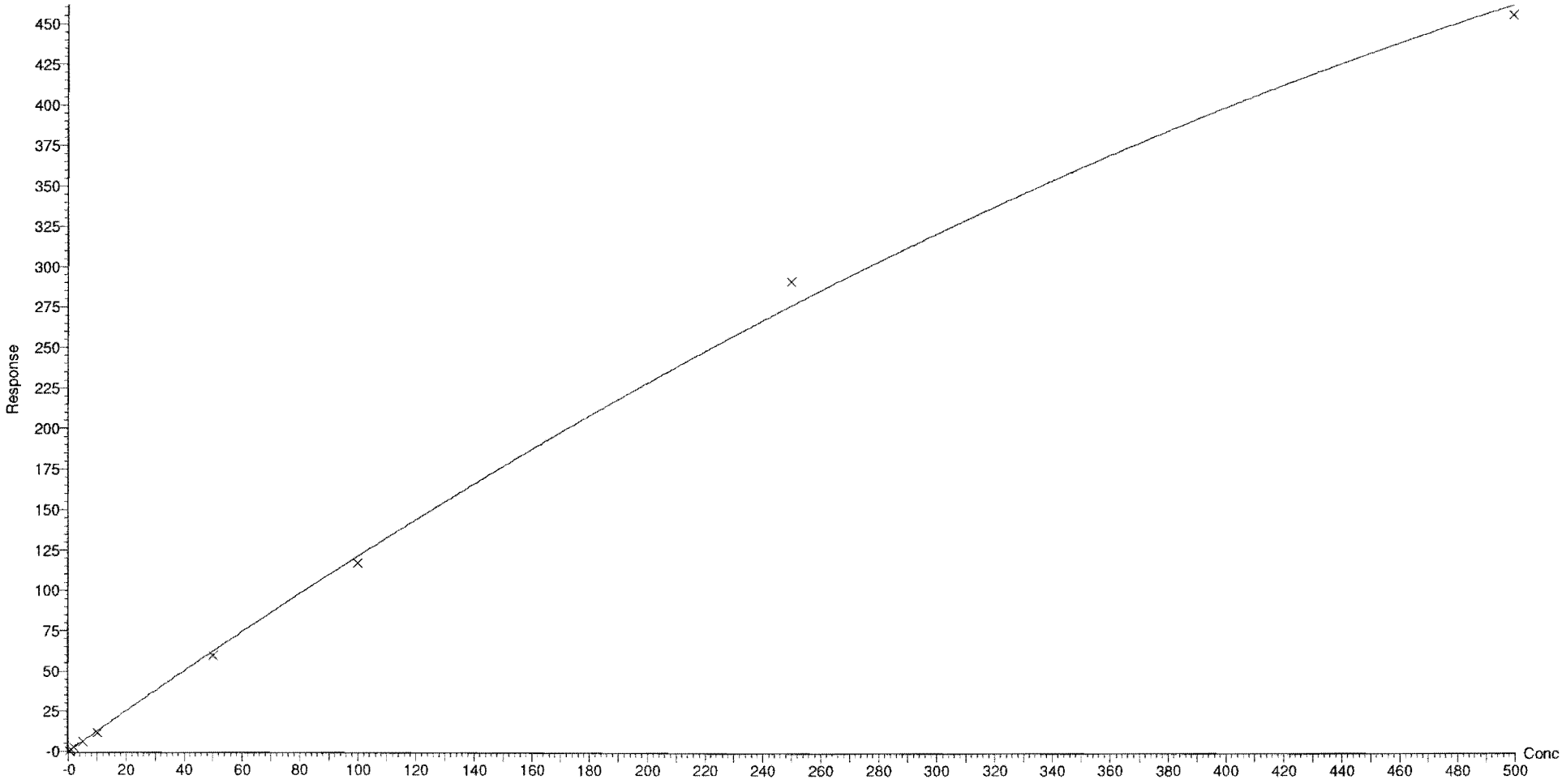

Dataset: F:\Projects\PFAS.PRO\Results\180827M3\180827M3-CRV.qld

Last Altered: Tuesday, August 28, 2018 10:44:45 Pacific Daylight Time
Printed: Tuesday, August 28, 2018 11:25:34 Pacific Daylight Time

Compound name: L-PFHxS
Coefficient of Determination: R^2 = 0.996301
Calibration curve: -0.000929271 * x^2 + 1.85993 * x + -0.0944401
Response type: Internal Std (Ref 42), Area * (IS Conc. / IS Area)
Curve type: 2nd Order, Origin: Include, Weighting: 1/x, Axis trans: None

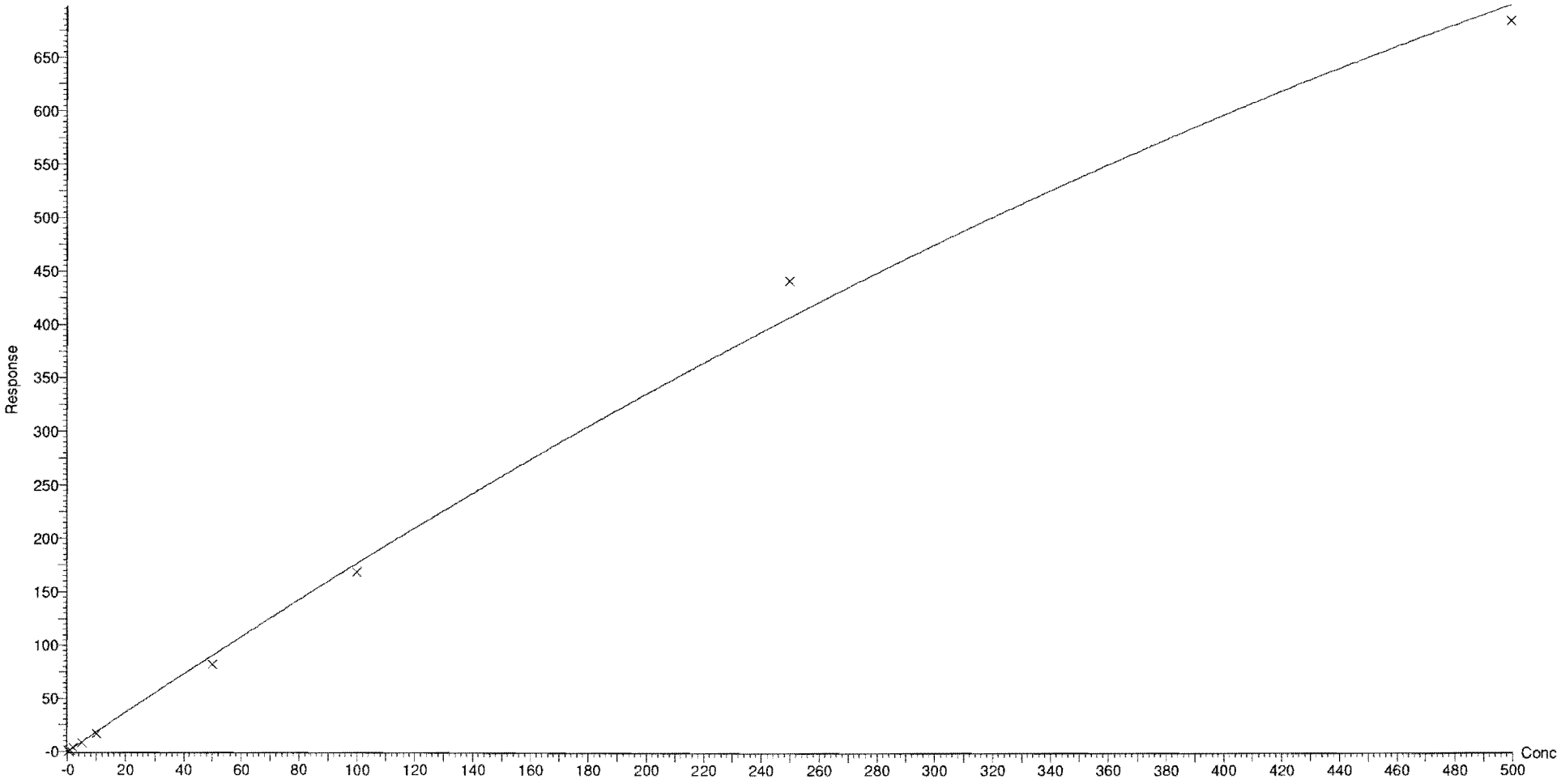

Dataset: F:\Projects\PFAS.PRO\Results\180827M3\180827M3-CRV.qld

Last Altered: Tuesday, August 28, 2018 10:44:45 Pacific Daylight Time
Printed: Tuesday, August 28, 2018 11:25:34 Pacific Daylight Time

Compound name: 6:2 FTS
Coefficient of Determination: R^2 = 0.998532
Calibration curve: -0.0031111 * x^2 + 1.31975 * x + 0.0366132
Response type: Internal Std (Ref 43), Area * (IS Conc. / IS Area)
Curve type: 2nd Order, Origin: Include, Weighting: 1/x, Axis trans: None

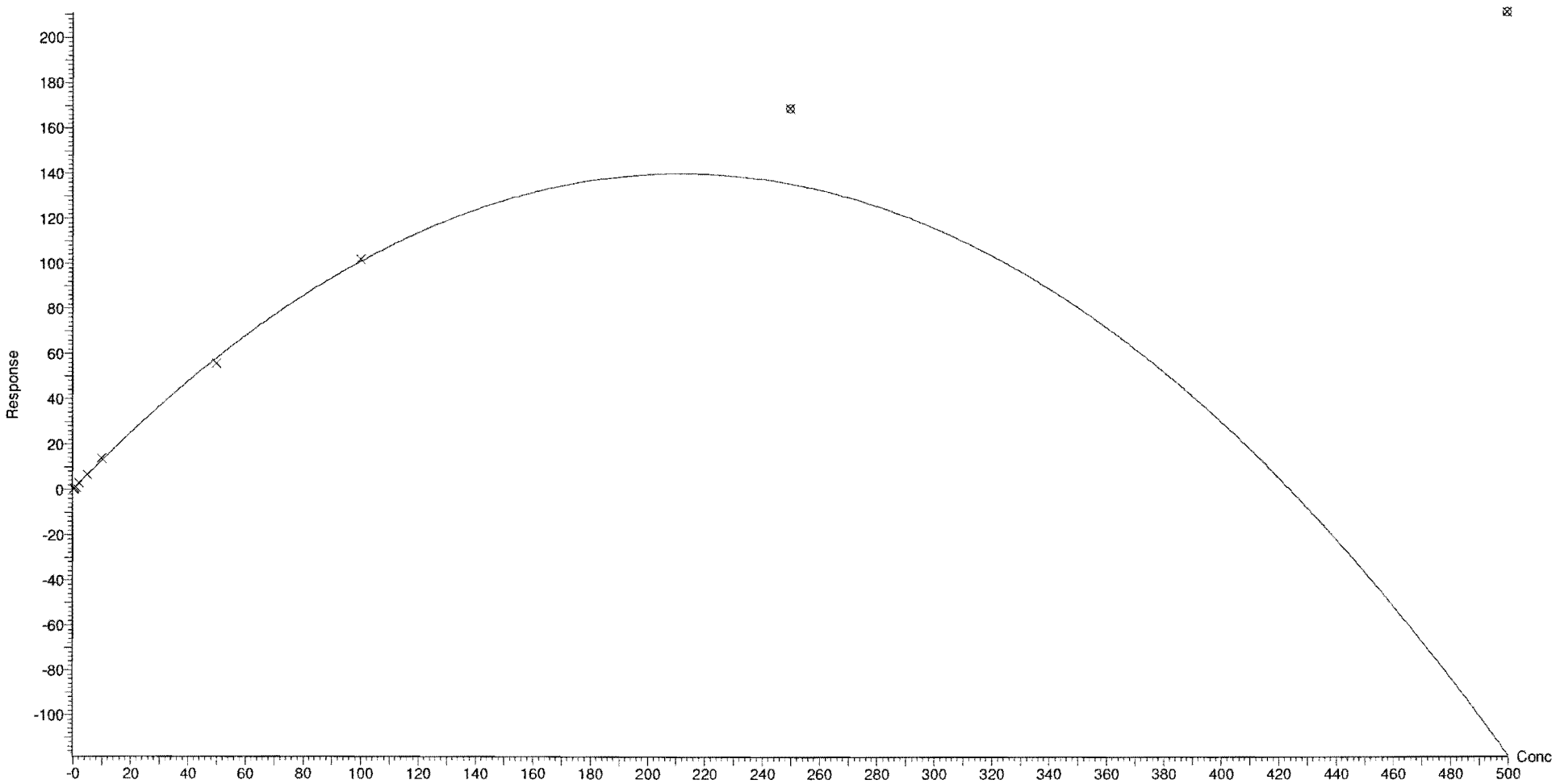

Dataset: F:\Projects\PFAS.PRO\Results\180827M3\180827M3-CRV.qld

Last Altered: Tuesday, August 28, 2018 10:44:45 Pacific Daylight Time
Printed: Tuesday, August 28, 2018 11:25:34 Pacific Daylight Time

Compound name: L-PFOA
Coefficient of Determination: R^2 = 0.999381
Calibration curve: -0.000856432 * x^2 + 1.51515 * x + -0.0261039
Response type: Internal Std (Ref 44), Area * (IS Conc. / IS Area)
Curve type: 2nd Order, Origin: Exclude, Weighting: 1/x, Axis trans: None

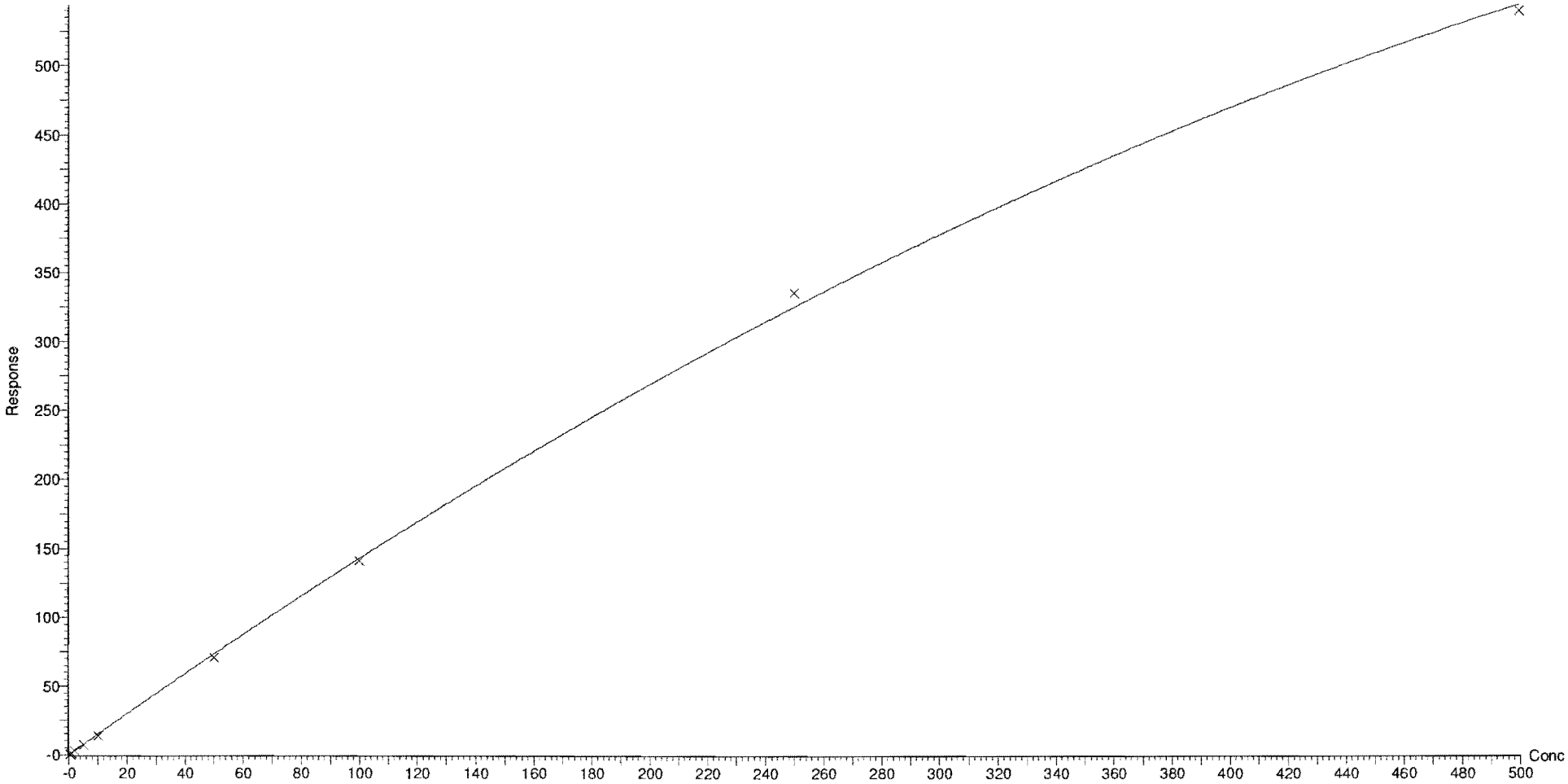

Dataset: F:\Projects\PFAS.PRO\Results\180827M3\180827M3-CRV.qld

Last Altered: Tuesday, August 28, 2018 10:44:45 Pacific Daylight Time
Printed: Tuesday, August 28, 2018 11:25:34 Pacific Daylight Time

Compound name: PFHpS
Coefficient of Determination: R^2 = 0.999631
Calibration curve: -0.000387987 * x^2 + 0.926012 * x + -0.0684124
Response type: Internal Std (Ref 47), Area * (IS Conc. / IS Area)
Curve type: 2nd Order, Origin: Exclude, Weighting: 1/x, Axis trans: None

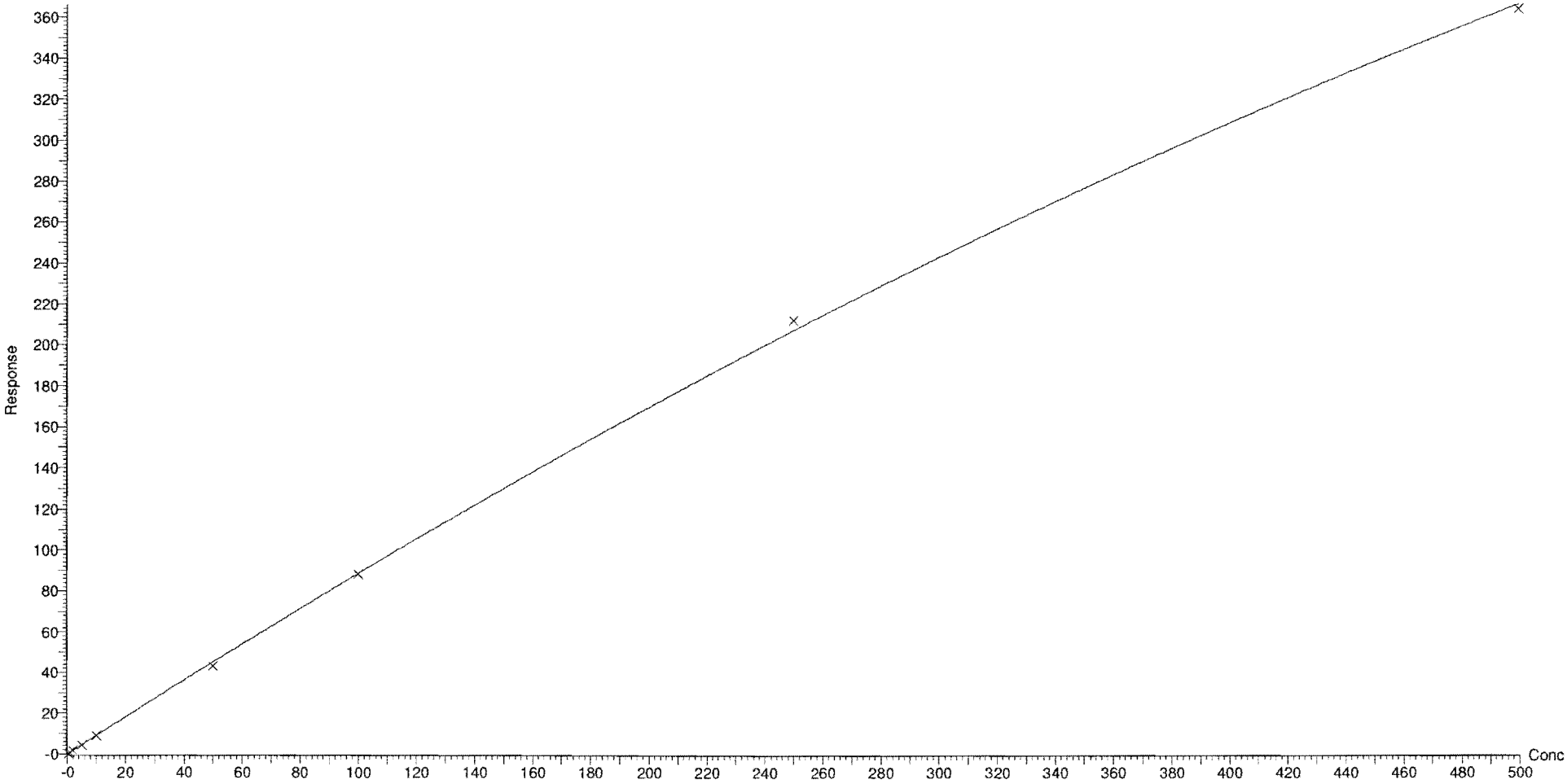

Dataset: F:\Projects\PFAS.PRO\Results\180827M3\180827M3-CRV.qld

Last Altered: Tuesday, August 28, 2018 10:44:45 Pacific Daylight Time
Printed: Tuesday, August 28, 2018 11:25:34 Pacific Daylight Time

Compound name: PFNA
Coefficient of Determination: R^2 = 0.997187
Calibration curve: -0.000654023 * x^2 + 1.27124 * x + -0.0656751
Response type: Internal Std (Ref 45), Area * (IS Conc. / IS Area)
Curve type: 2nd Order, Origin: Exclude, Weighting: 1/x, Axis trans: None

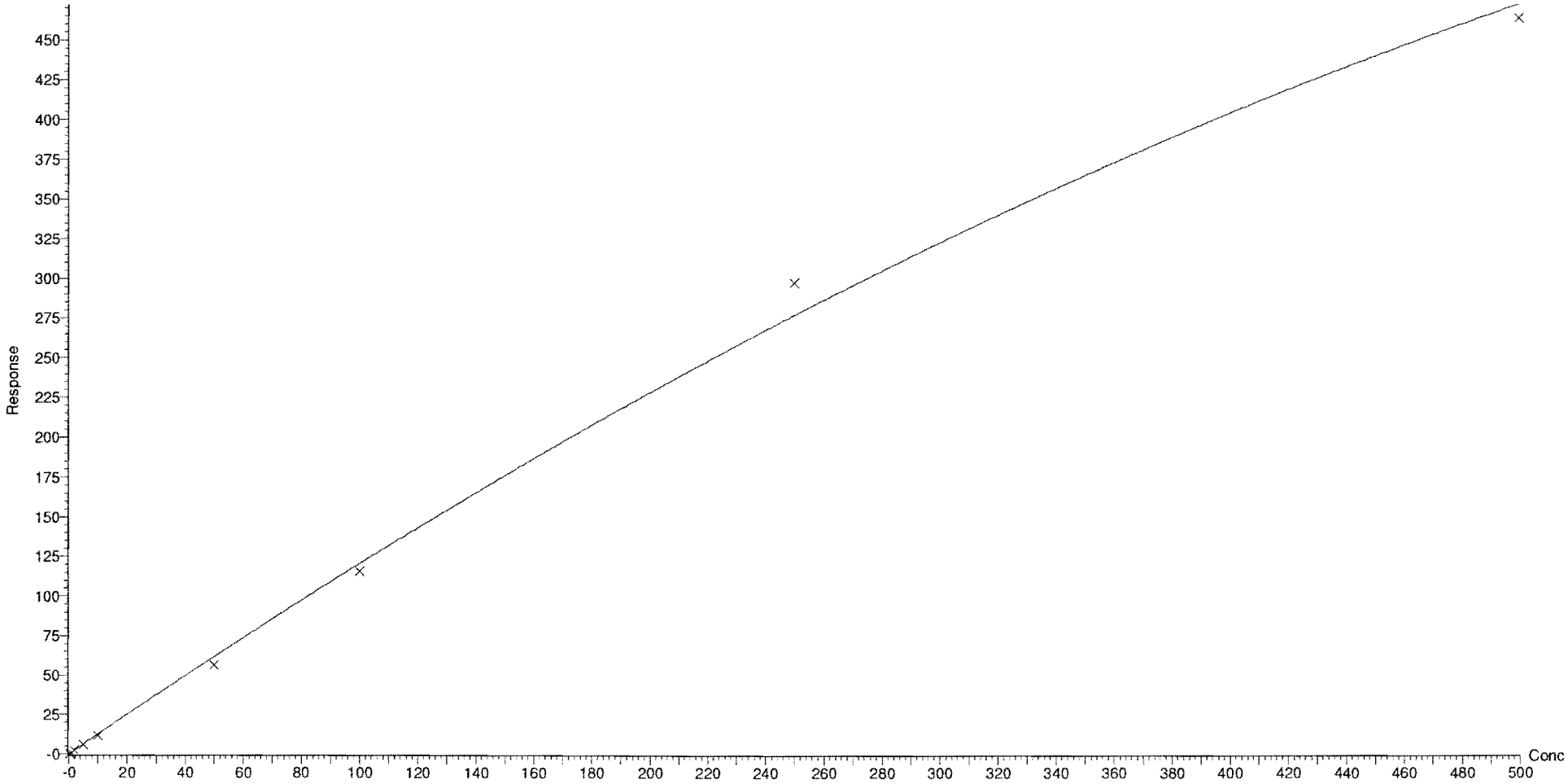

Dataset: F:\Projects\PFAS.PRO\Results\180827M3\180827M3-CRV.qld

Last Altered: Tuesday, August 28, 2018 10:44:45 Pacific Daylight Time
Printed: Tuesday, August 28, 2018 11:25:34 Pacific Daylight Time

Compound name: PFOSA
Coefficient of Determination: R^2 = 0.999587
Calibration curve: -0.000567511 * x^2 + 1.17326 * x + -0.0508794
Response type: Internal Std (Ref 46), Area * (IS Conc. / IS Area)
Curve type: 2nd Order, Origin: Exclude, Weighting: 1/x, Axis trans: None

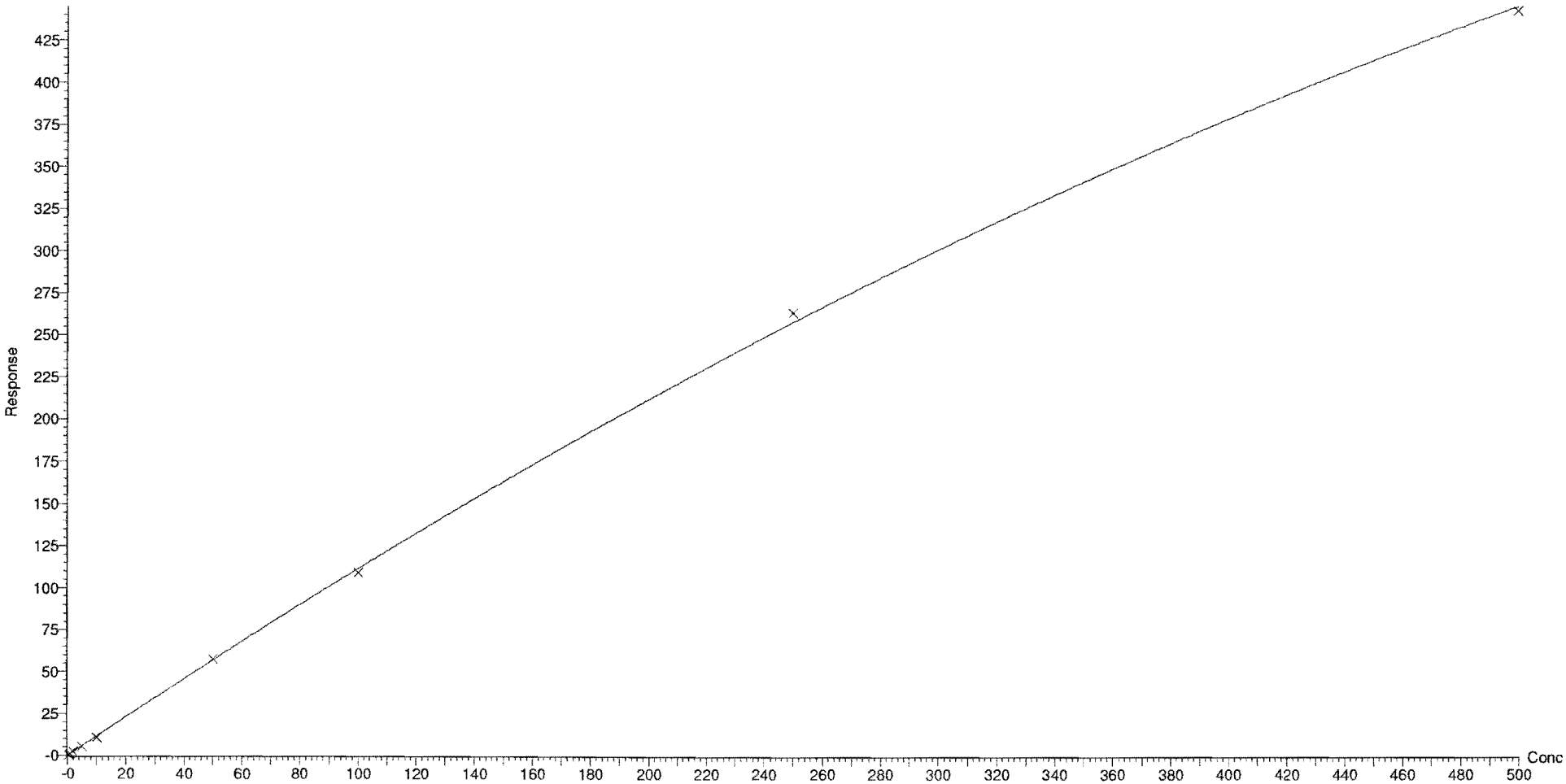

Dataset: F:\Projects\PFAS.PRO\Results\180827M3\180827M3-CRV.qld

Last Altered: Tuesday, August 28, 2018 10:44:45 Pacific Daylight Time
Printed: Tuesday, August 28, 2018 11:25:34 Pacific Daylight Time

Compound name: L-PFOS
Coefficient of Determination: R^2 = 0.999516
Calibration curve: -0.000346465 * x^2 + 1.09718 * x + -0.0391698
Response type: Internal Std (Ref 47), Area * (IS Conc. / IS Area)
Curve type: 2nd Order, Origin: Include, Weighting: 1/x, Axis trans: None

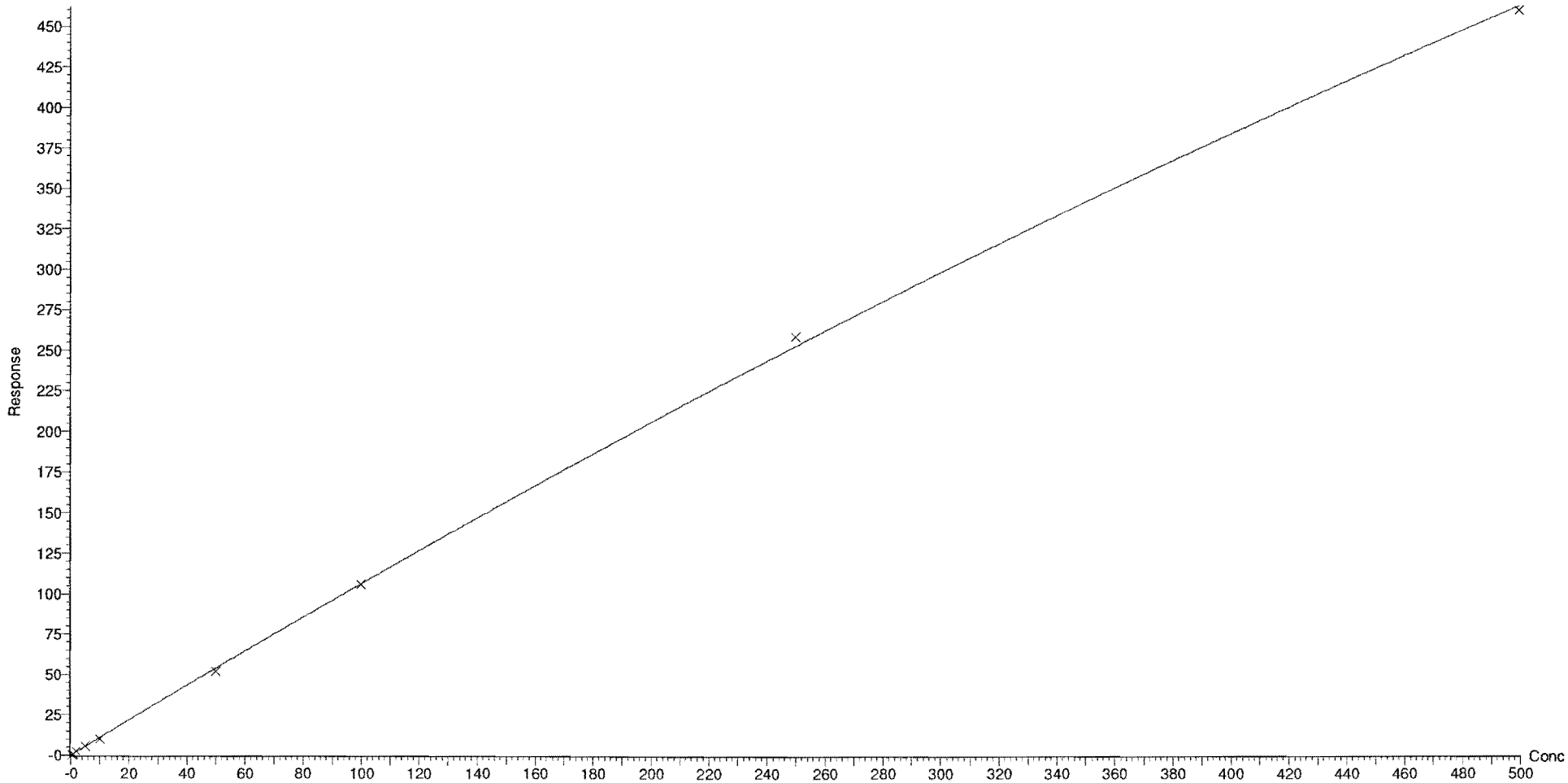

Dataset: F:\Projects\PFAS.PRO\Results\180827M3\180827M3-CRV.qld

Last Altered: Tuesday, August 28, 2018 10:44:45 Pacific Daylight Time
Printed: Tuesday, August 28, 2018 11:25:34 Pacific Daylight Time

Compound name: PFDA
Coefficient of Determination: R^2 = 0.999070
Calibration curve: -0.000827431 * x^2 + 1.49693 * x + -0.0864565
Response type: Internal Std (Ref 48), Area * (IS Conc. / IS Area)
Curve type: 2nd Order, Origin: Exclude, Weighting: 1/x, Axis trans: None

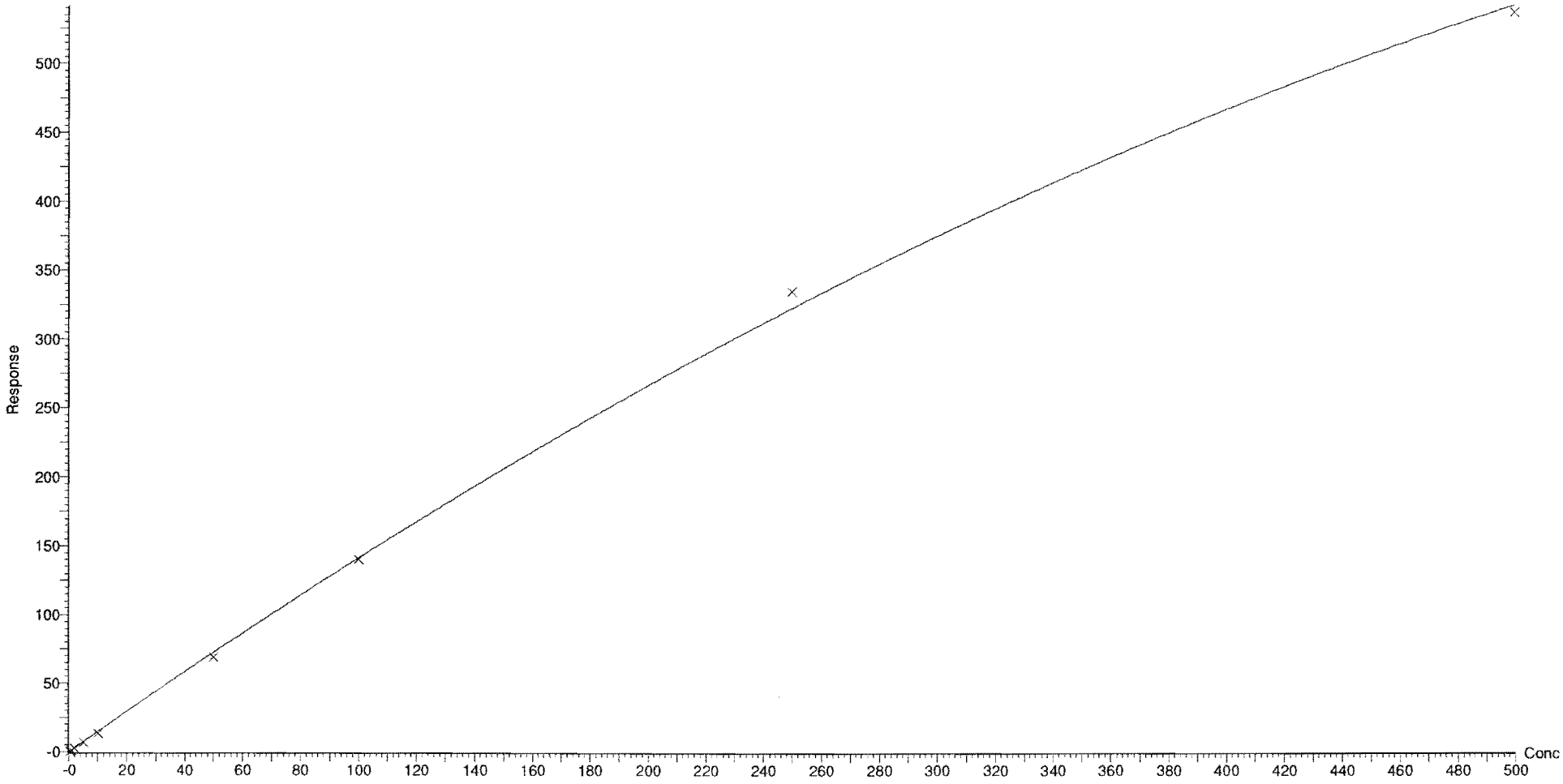

Dataset: F:\Projects\PFAS.PRO\Results\180827M3\180827M3-CRV.qld

Last Altered: Tuesday, August 28, 2018 10:44:45 Pacific Daylight Time
Printed: Tuesday, August 28, 2018 11:25:34 Pacific Daylight Time

Compound name: 8:2 FTS
Coefficient of Determination: R^2 = 0.999216
Calibration curve: -0.00306172 * x^2 + 1.29081 * x + 0.154454
Response type: Internal Std (Ref 49), Area * (IS Conc. / IS Area)
Curve type: 2nd Order, Origin: Exclude, Weighting: 1/x, Axis trans: None

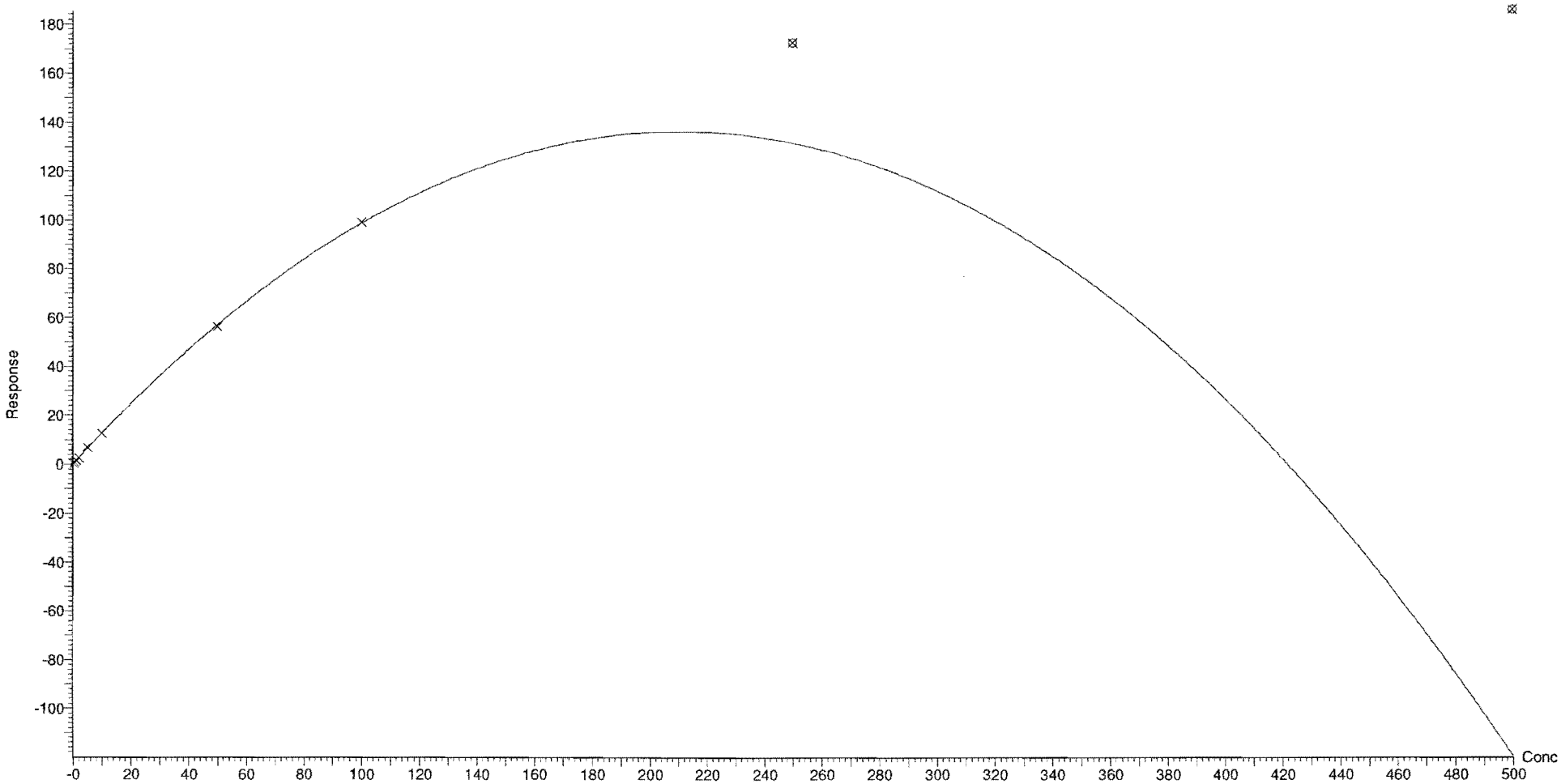

Dataset: F:\Projects\PFAS.PRO\Results\180827M3\180827M3-CRV.qld

Last Altered: Tuesday, August 28, 2018 10:44:45 Pacific Daylight Time
Printed: Tuesday, August 28, 2018 11:25:34 Pacific Daylight Time

Compound name: PFNS
Coefficient of Determination: R^2 = 0.999169
Calibration curve: -0.000493441 * x^2 + 0.917904 * x + -0.047387
Response type: Internal Std (Ref 47), Area * (IS Conc. / IS Area)
Curve type: 2nd Order, Origin: Exclude, Weighting: 1/x, Axis trans: None

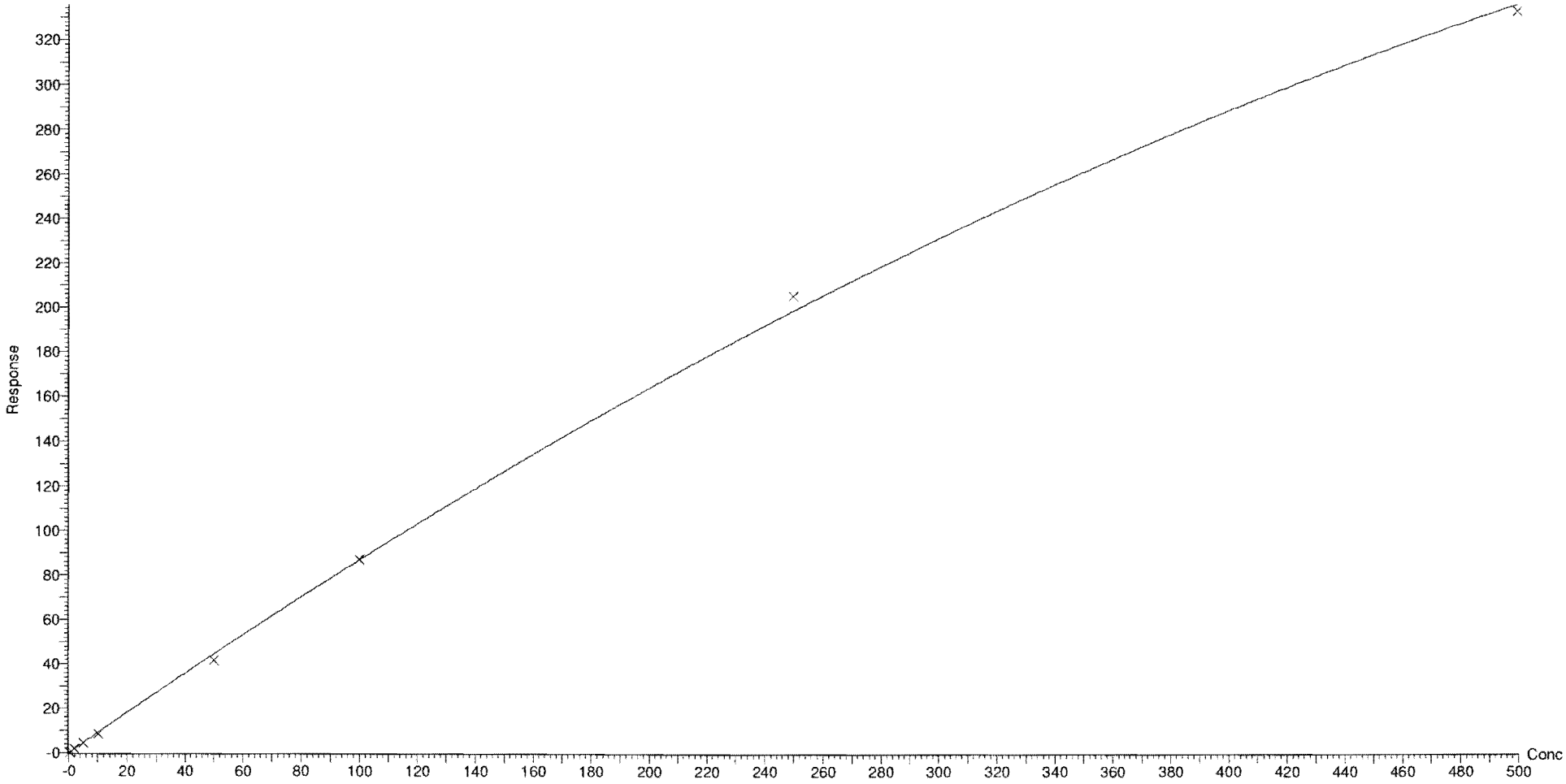

Dataset: F:\Projects\PFAS.PRO\Results\180827M3\180827M3-CRV.qld

Last Altered: Tuesday, August 28, 2018 10:44:45 Pacific Daylight Time
Printed: Tuesday, August 28, 2018 11:25:34 Pacific Daylight Time

Compound name: L-MeFOSAA
Coefficient of Determination: R^2 = 0.998966
Calibration curve: -0.000968789 * x^2 + 1.55349 * x + -0.0762908
Response type: Internal Std (Ref 50), Area * (IS Conc. / IS Area)
Curve type: 2nd Order, Origin: Include, Weighting: 1/x, Axis trans: None

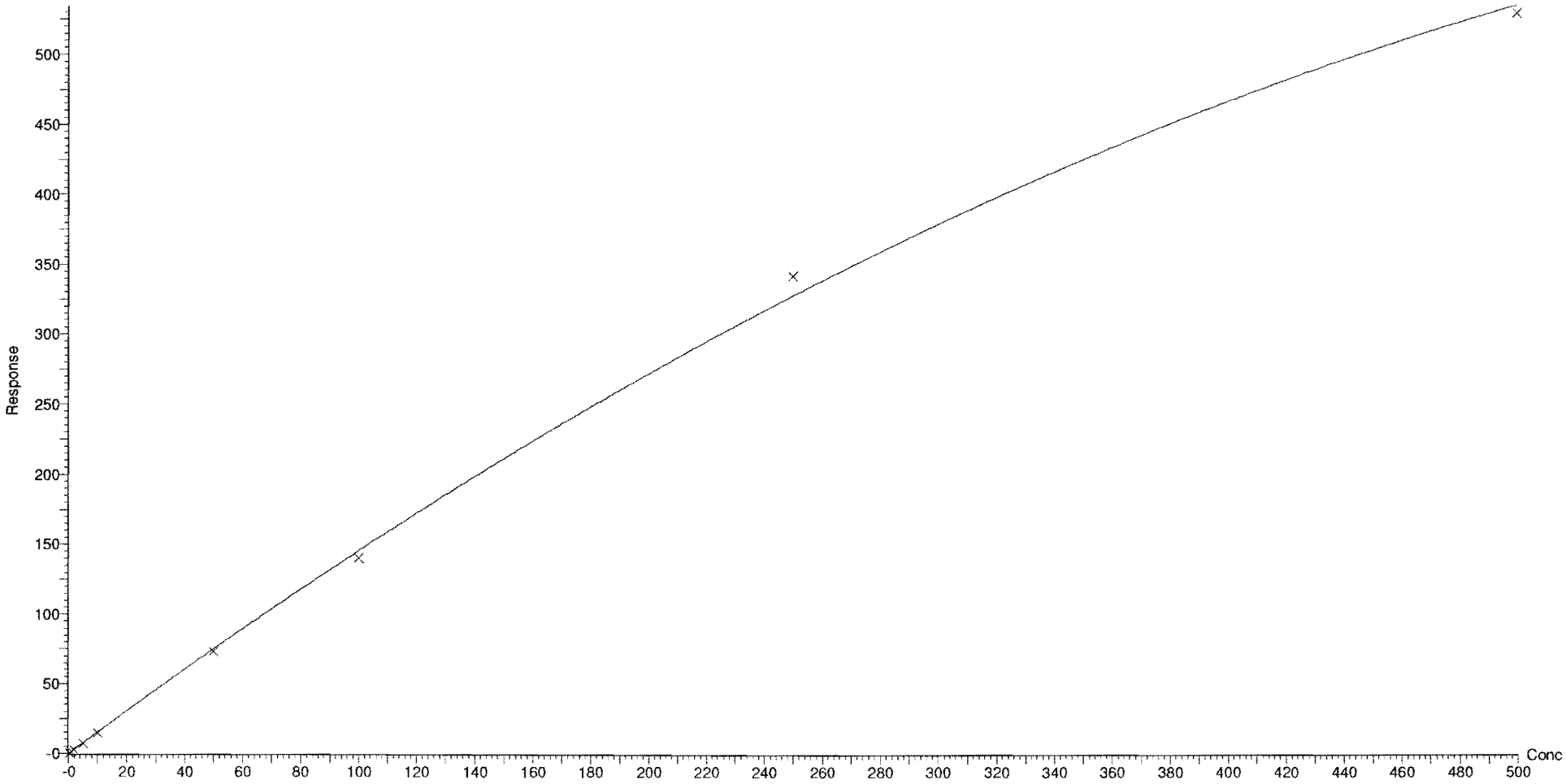

Dataset: F:\Projects\PFAS.PRO\Results\180827M3\180827M3-CRV.qld

Last Altered: Tuesday, August 28, 2018 10:44:45 Pacific Daylight Time
Printed: Tuesday, August 28, 2018 11:25:34 Pacific Daylight Time

Compound name: L-EtFOSAA
Coefficient of Determination: R^2 = 0.996926
Calibration curve: -0.00082946 * x^2 + 1.21521 * x + -0.192078
Response type: Internal Std (Ref 52), Area * (IS Conc. / IS Area)
Curve type: 2nd Order, Origin: Exclude, Weighting: 1/x, Axis trans: None

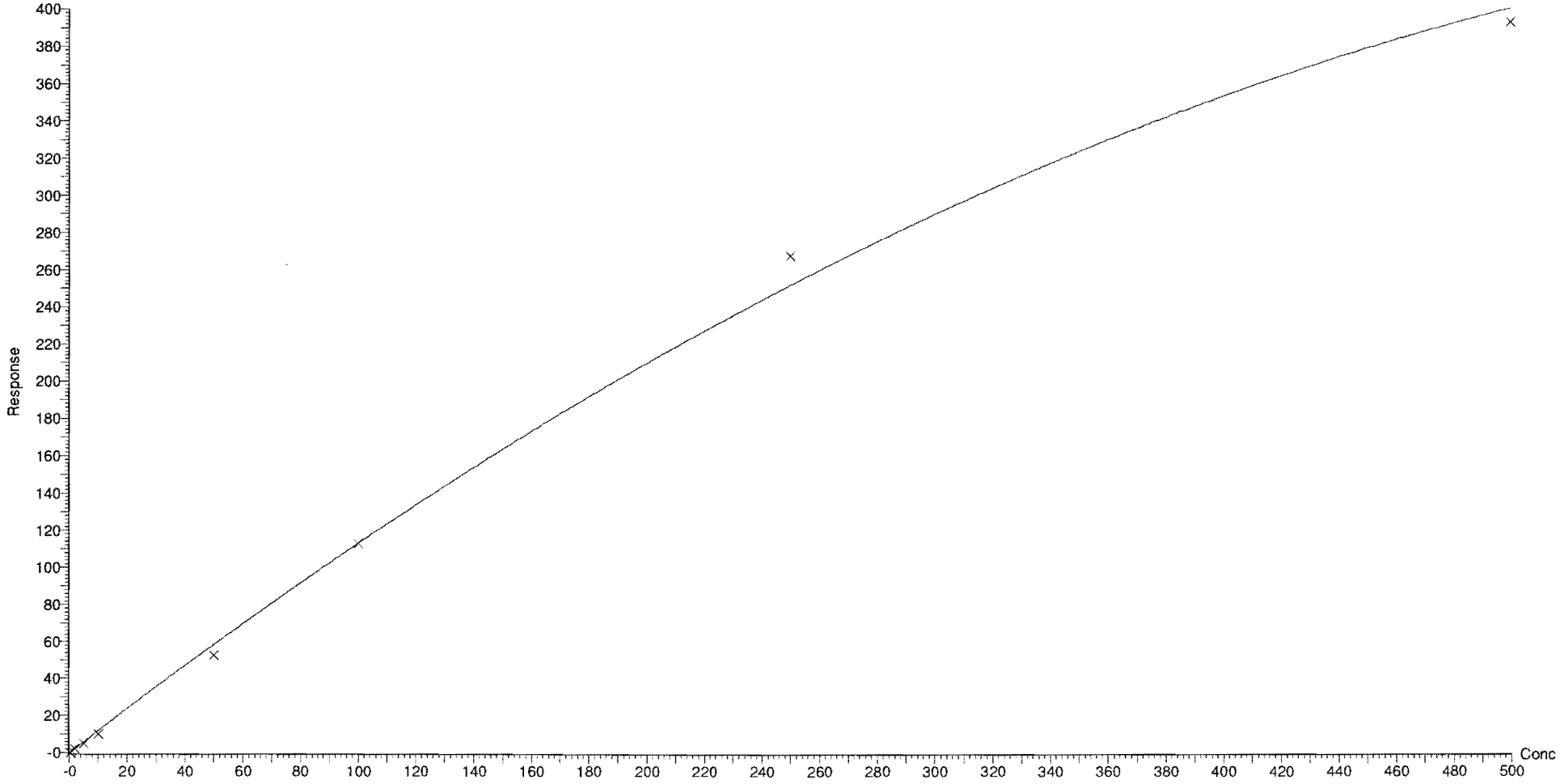

Dataset: F:\Projects\PFAS.PRO\Results\180827M3\180827M3-CRV.qld

Last Altered: Tuesday, August 28, 2018 10:44:45 Pacific Daylight Time
Printed: Tuesday, August 28, 2018 11:26:09 Pacific Daylight Time

Method: F:\Projects\PFAS.PRO\MethDB\PFAS_FULL_80C_082718_B.mdb 28 Aug 2018 10:44:43
Calibration: 28 Aug 2018 10:38:34

Compound name: PFUdA
Coefficient of Determination: R^2 = 0.999936
Calibration curve: -7.79953e-005 * x^2 + 0.948759 * x + 0.0396982
Response type: Internal Std (Ref 51), Area * (IS Conc. / IS Area)
Curve type: 2nd Order, Origin: Exclude, Weighting: 1/x, Axis trans: None

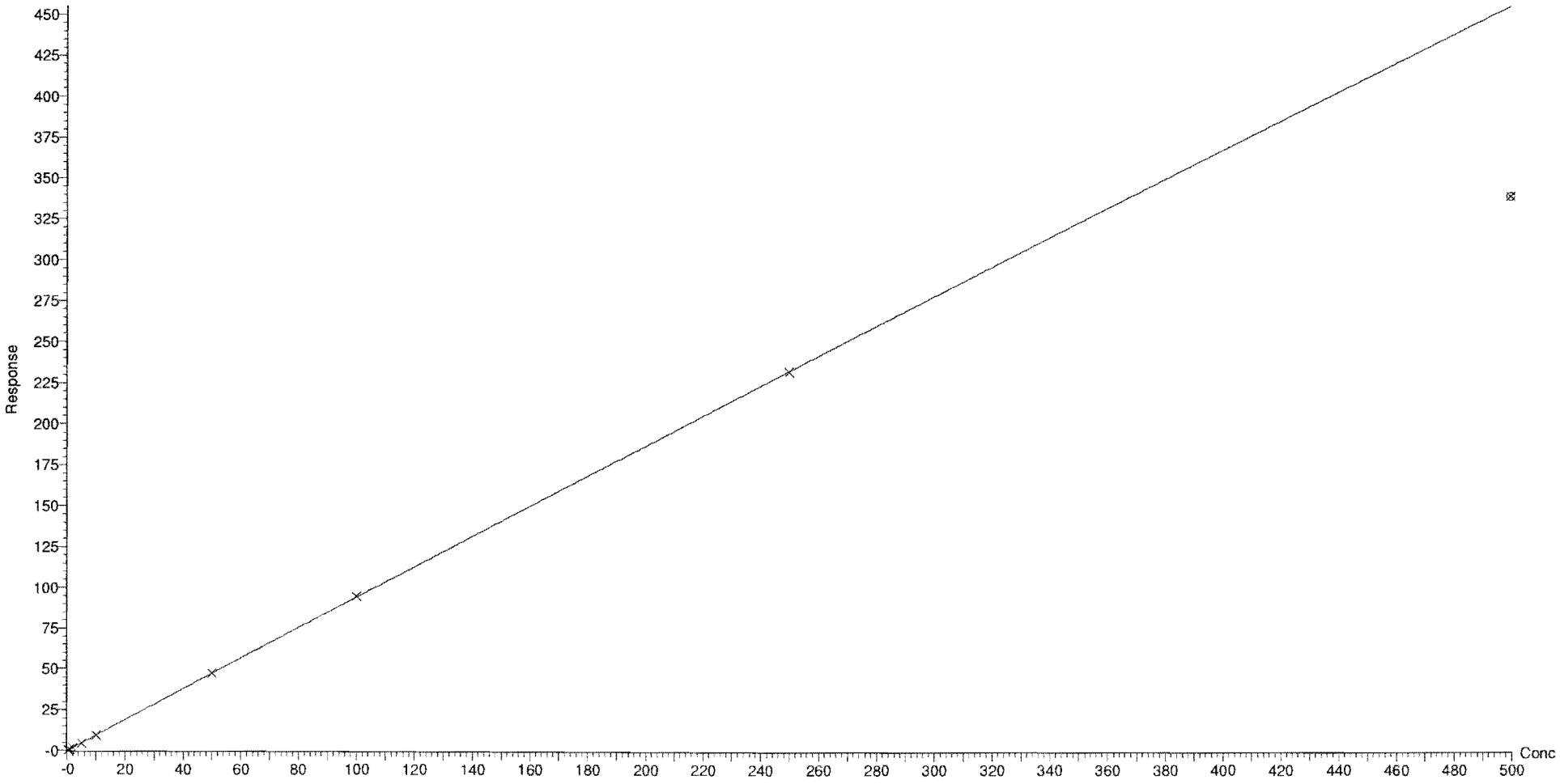

Dataset: F:\Projects\PFAS.PRO\Results\180827M3\180827M3-CRV.qld

Last Altered: Tuesday, August 28, 2018 10:44:45 Pacific Daylight Time
Printed: Tuesday, August 28, 2018 11:26:09 Pacific Daylight Time

Compound name: PFDS
Coefficient of Determination: R^2 = 0.999628
Calibration curve: -0.000504771 * x^2 + 1.11385 * x + -0.0607377
Response type: Internal Std (Ref 47), Area * (IS Conc. / IS Area)
Curve type: 2nd Order, Origin: Exclude, Weighting: 1/x, Axis trans: None

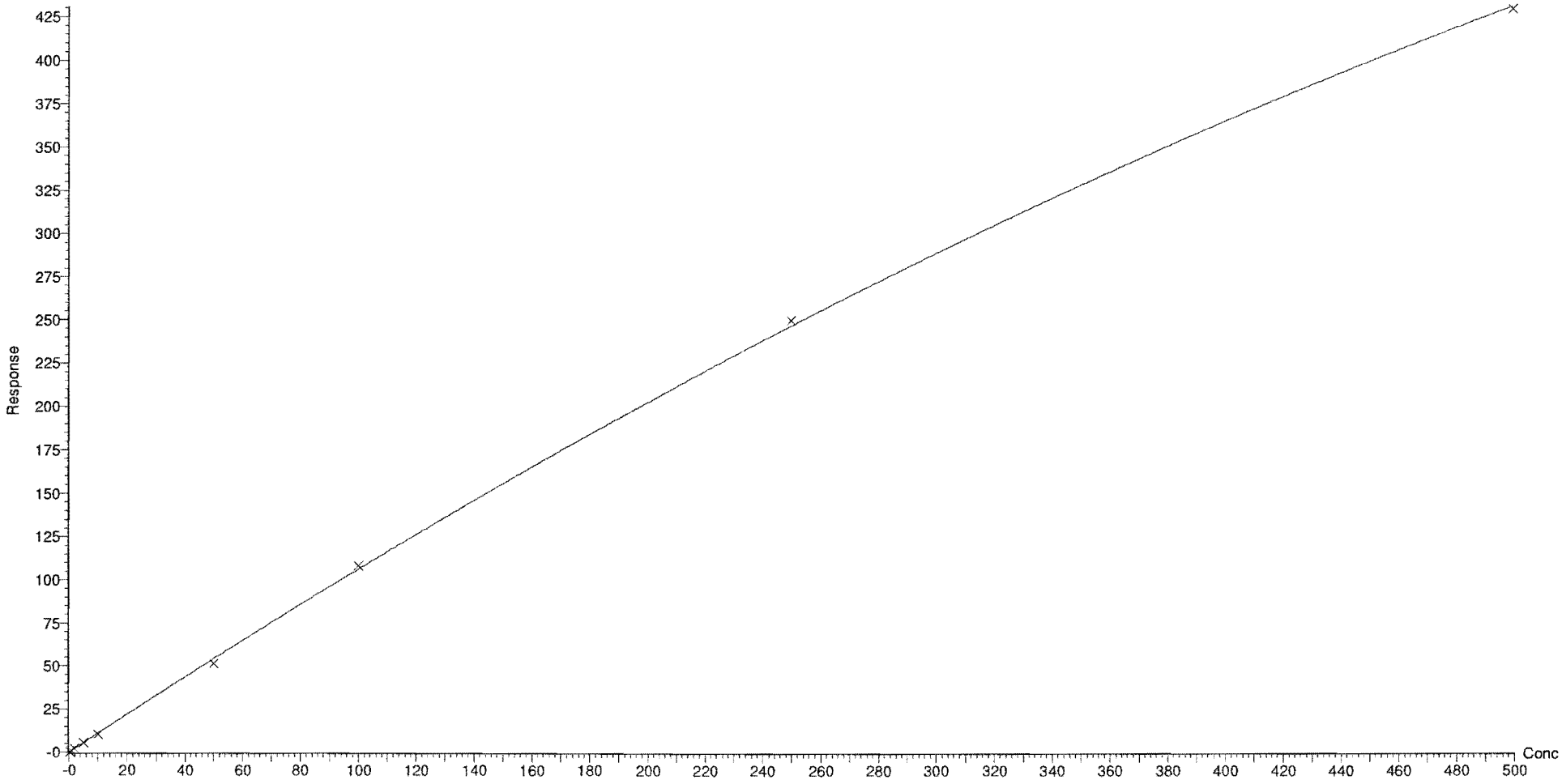

Dataset: F:\Projects\PFAS.PRO\Results\180827M3\180827M3-CRV.qld

Last Altered: Tuesday, August 28, 2018 10:44:45 Pacific Daylight Time
Printed: Tuesday, August 28, 2018 11:26:09 Pacific Daylight Time

Compound name: PFDoA
Coefficient of Determination: R^2 = 0.998200
Calibration curve: -0.000664797 * x^2 + 1.15827 * x + -0.0625664
Response type: Internal Std (Ref 53), Area * (IS Conc. / IS Area)
Curve type: 2nd Order, Origin: Exclude, Weighting: 1/x, Axis trans: None

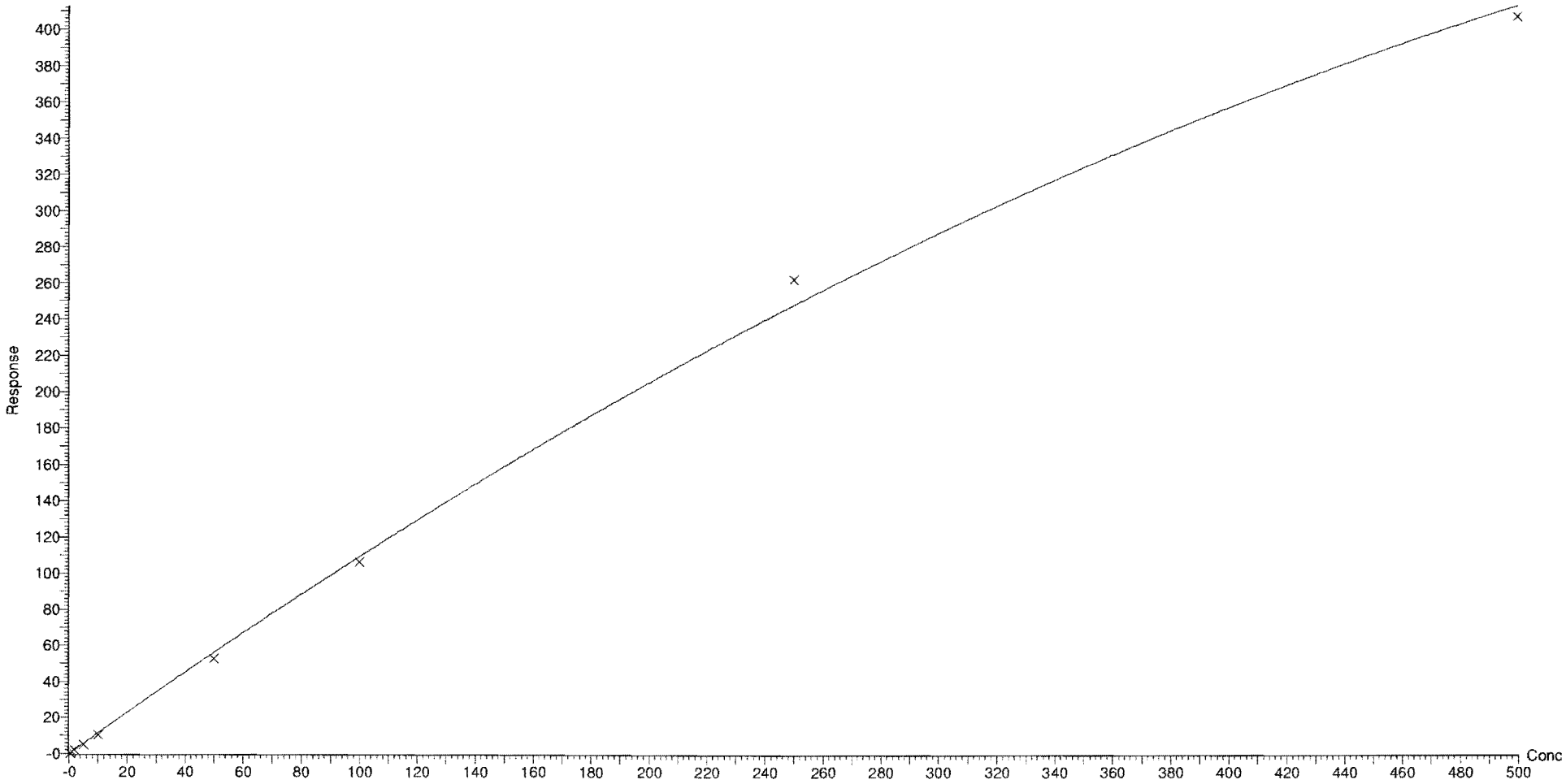

Dataset: F:\Projects\PFAS.PRO\Results\180827M3\180827M3-CRV.qld

Last Altered: Tuesday, August 28, 2018 10:44:45 Pacific Daylight Time
Printed: Tuesday, August 28, 2018 11:26:09 Pacific Daylight Time

Compound name: N-MeFOSA
Coefficient of Determination: R^2 = 0.999796
Calibration curve: -0.000157692 * x^2 + 1.00171 * x + 0.0353222
Response type: Internal Std (Ref 54), Area * (IS Conc. / IS Area)
Curve type: 2nd Order, Origin: Include, Weighting: 1/x, Axis trans: None

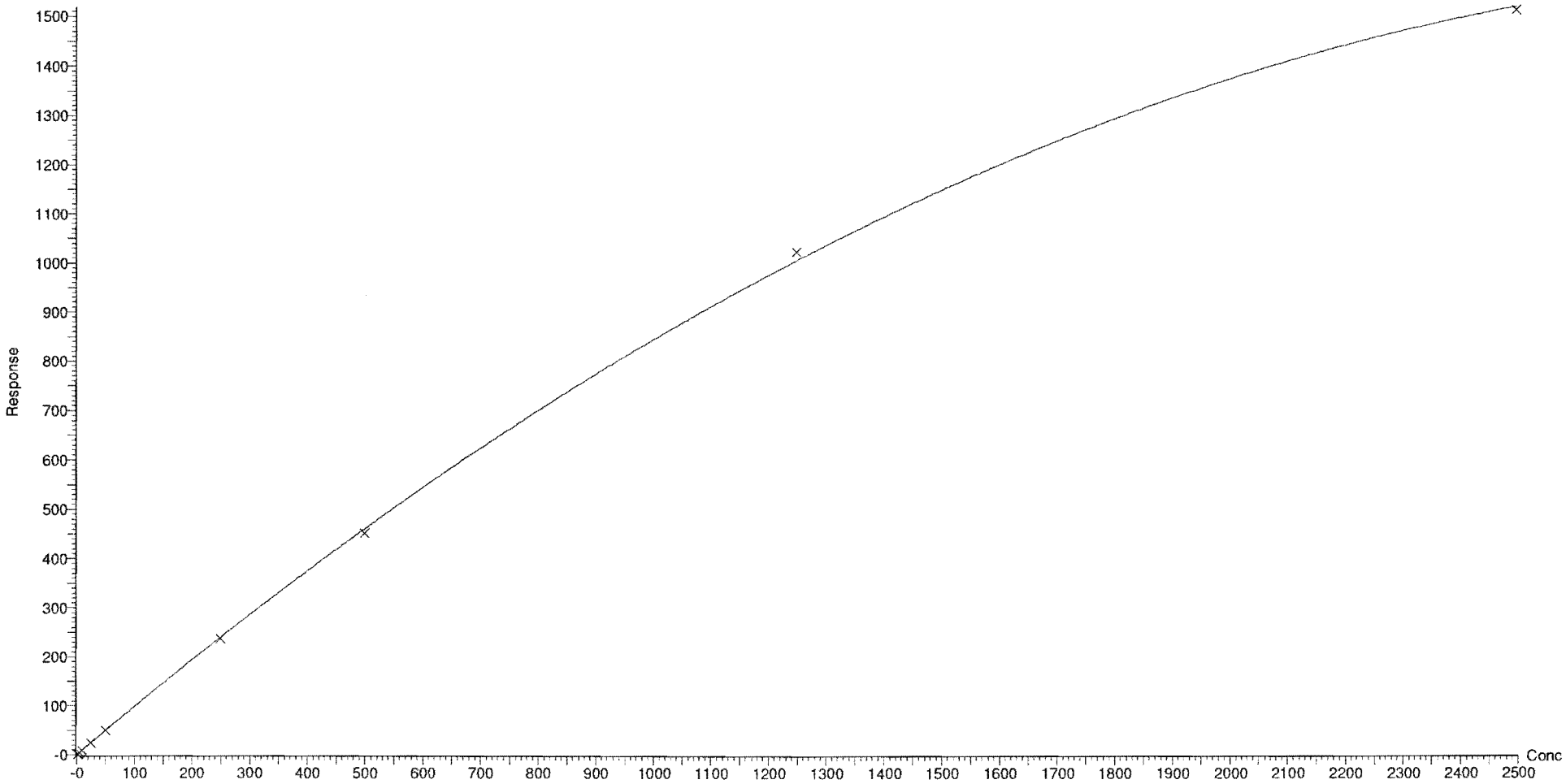

Dataset: F:\Projects\PFAS.PRO\Results\180827M3\180827M3-CRV.qld

Last Altered: Tuesday, August 28, 2018 10:44:45 Pacific Daylight Time
Printed: Tuesday, August 28, 2018 11:26:09 Pacific Daylight Time

Compound name: PFTrDA
Coefficient of Determination: R^2 = 0.999040
Calibration curve: -0.000672129 * x^2 + 1.24209 * x + -0.0178236
Response type: Internal Std (Ref 53), Area * (IS Conc. / IS Area)
Curve type: 2nd Order, Origin: Exclude, Weighting: 1/x, Axis trans: None

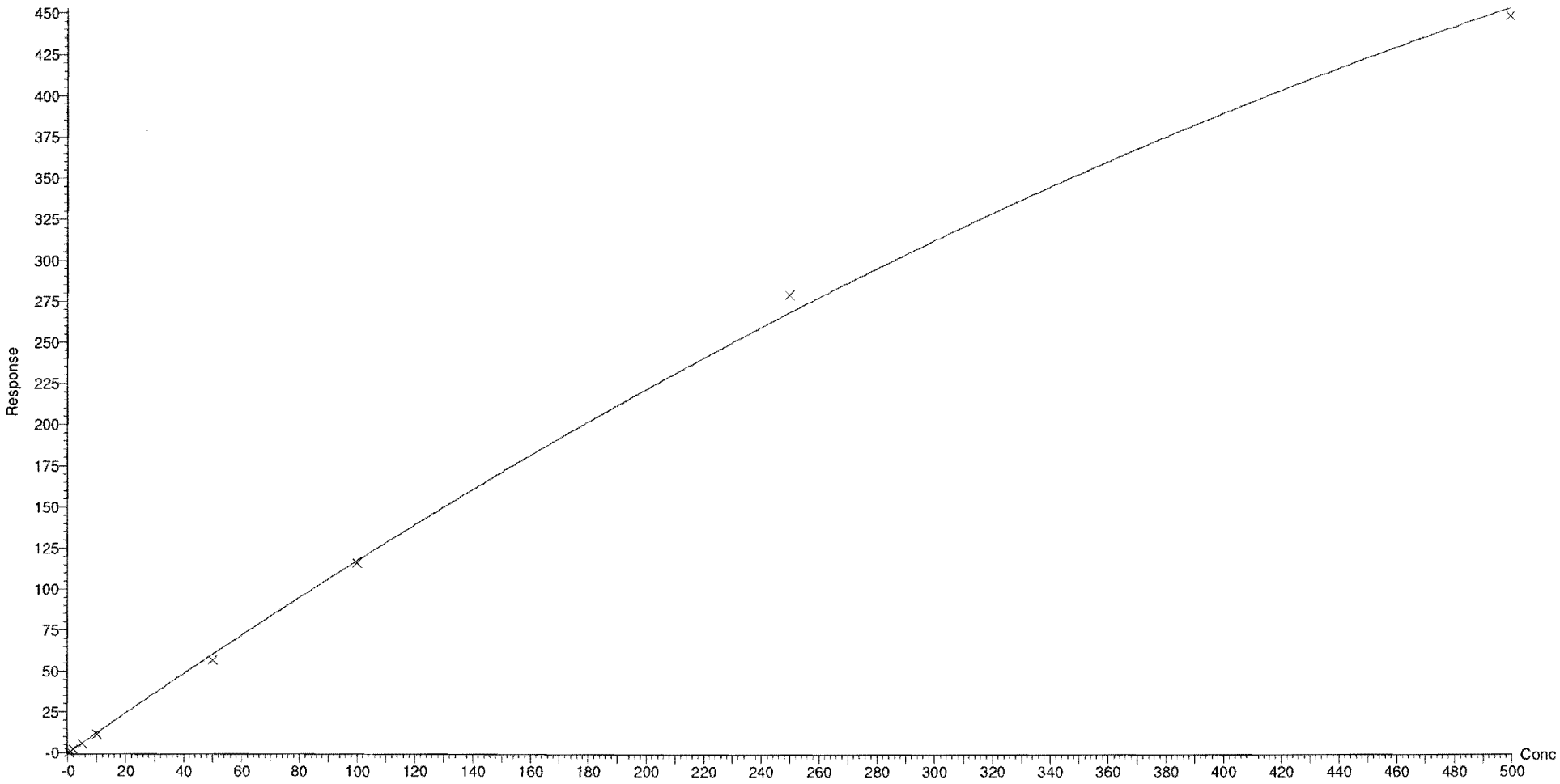

Dataset: F:\Projects\PFAS.PRO\Results\180827M3\180827M3-CRV.qld

Last Altered: Tuesday, August 28, 2018 10:44:45 Pacific Daylight Time
Printed: Tuesday, August 28, 2018 11:26:09 Pacific Daylight Time

Compound name: PFTeDA
Coefficient of Determination: R^2 = 0.999235
Calibration curve: -0.000988962 * x^2 + 1.44685 * x + -0.0533239
Response type: Internal Std (Ref 55), Area * (IS Conc. / IS Area)
Curve type: 2nd Order, Origin: Exclude, Weighting: 1/x, Axis trans: None

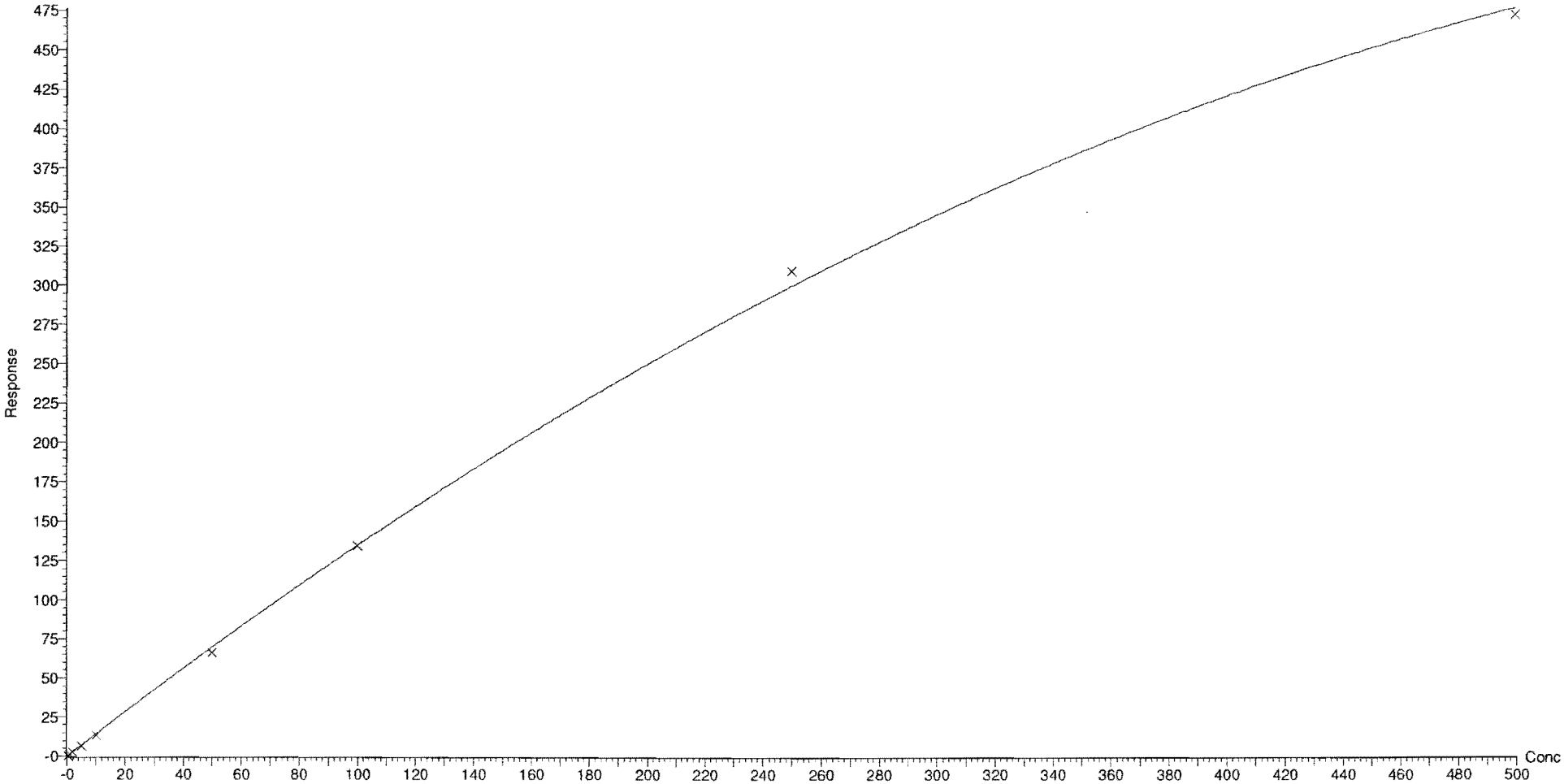

Dataset: F:\Projects\PFAS.PRO\Results\180827M3\180827M3-CRV.qld

Last Altered: Tuesday, August 28, 2018 10:44:45 Pacific Daylight Time
Printed: Tuesday, August 28, 2018 11:26:09 Pacific Daylight Time

Compound name: N-EtFOSA
Coefficient of Determination: R^2 = 0.998900
Calibration curve: -0.000142059 * x^2 + 0.955733 * x + -0.297289
Response type: Internal Std (Ref 56), Area * (IS Conc. / IS Area)
Curve type: 2nd Order, Origin: Exclude, Weighting: 1/x, Axis trans: None

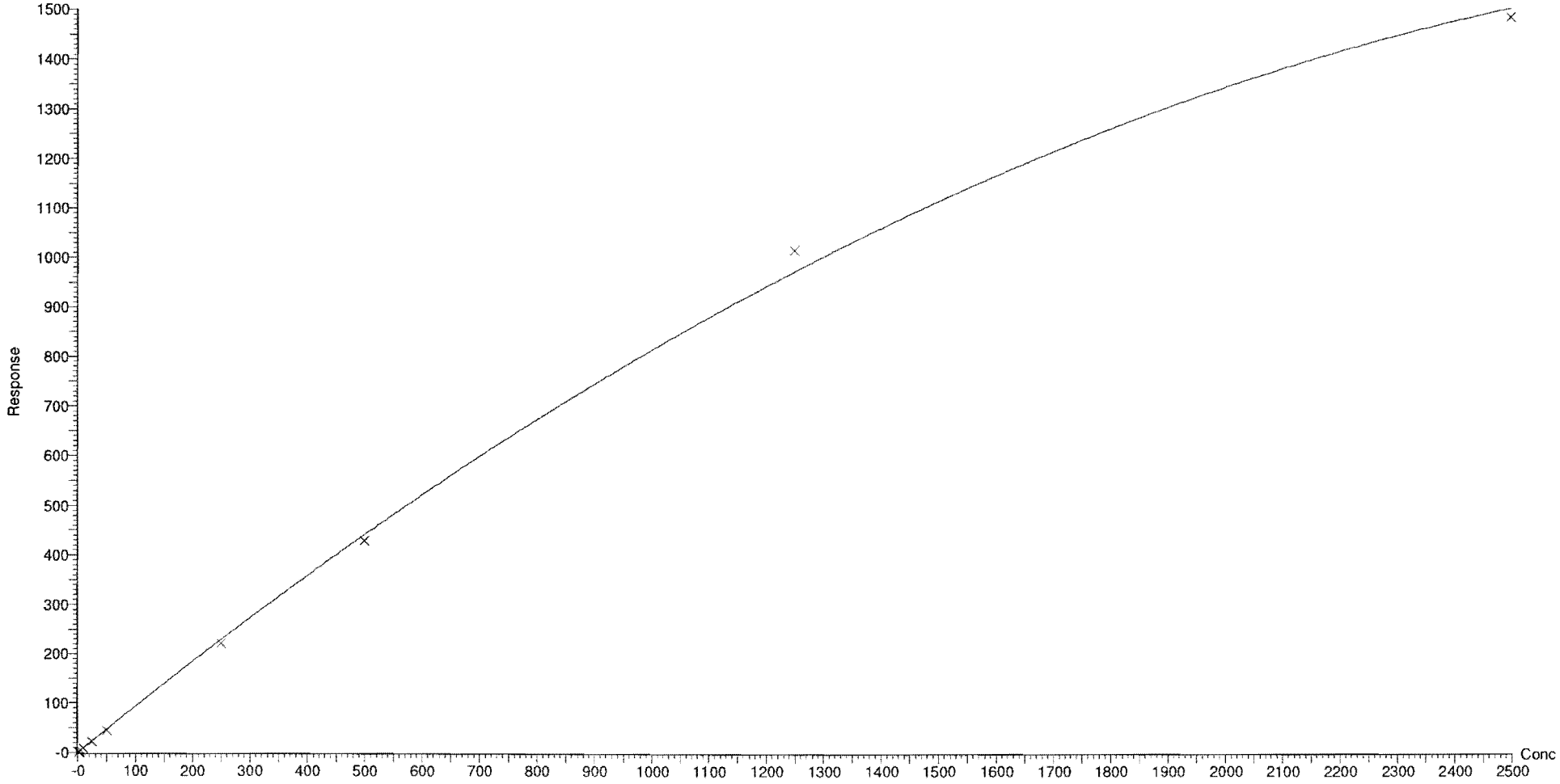

Dataset: F:\Projects\PFAS.PRO\Results\180827M3\180827M3-CRV.qld

Last Altered: Tuesday, August 28, 2018 10:44:45 Pacific Daylight Time
Printed: Tuesday, August 28, 2018 11:26:09 Pacific Daylight Time

Compound name: PFHxDA
Coefficient of Determination: R^2 = 0.997868
Calibration curve: -0.000664365 * x^2 + 0.78284 * x + 0.00555176
Response type: Internal Std (Ref 57), Area * (IS Conc. / IS Area)
Curve type: 2nd Order, Origin: Exclude, Weighting: 1/x, Axis trans: None

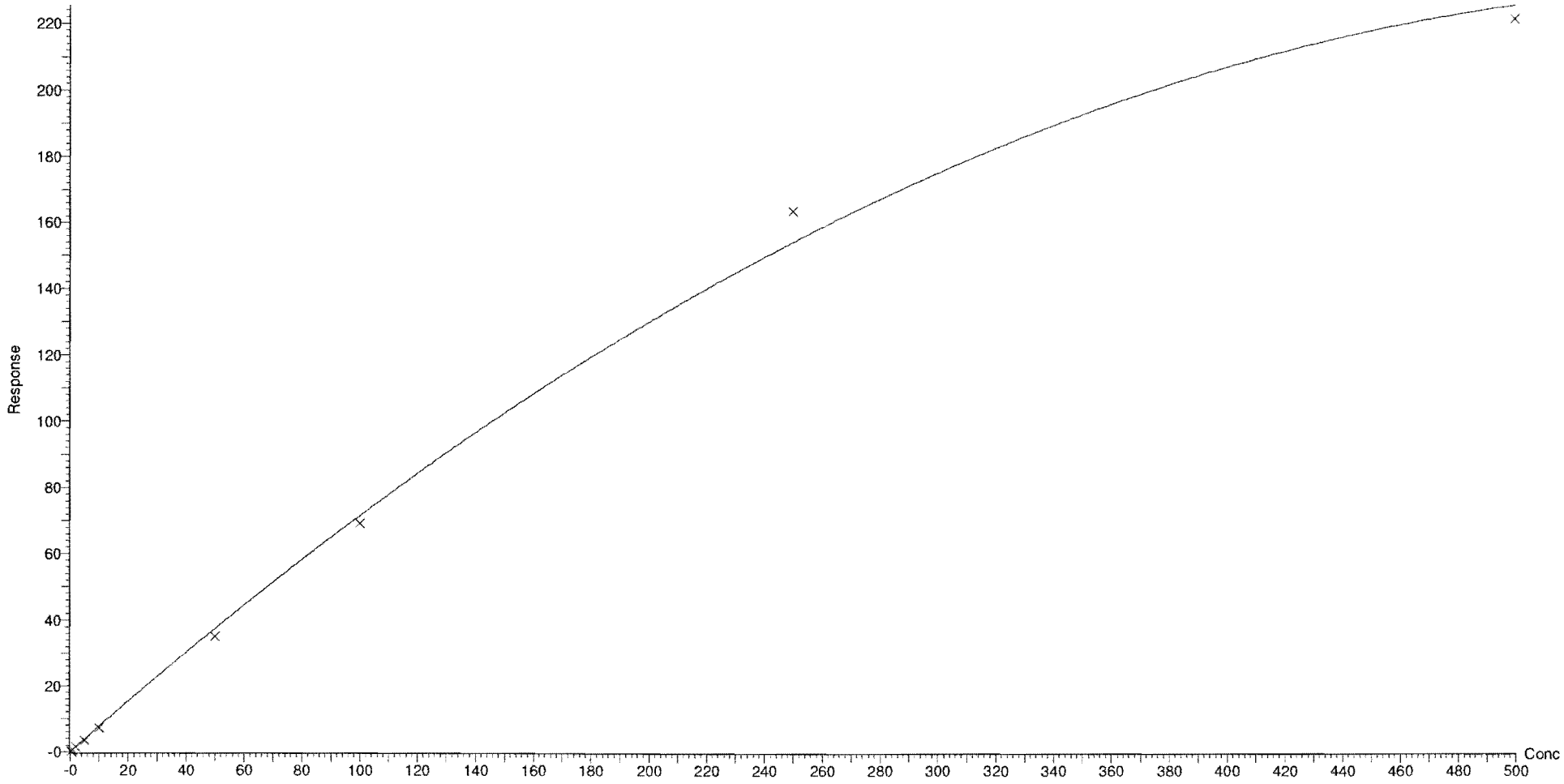

Dataset: F:\Projects\PFAS.PRO\Results\180827M3\180827M3-CRV.qld

Last Altered: Tuesday, August 28, 2018 10:44:45 Pacific Daylight Time
Printed: Tuesday, August 28, 2018 11:26:09 Pacific Daylight Time

Compound name: PFODA
Coefficient of Determination: R^2 = 0.997892
Calibration curve: -0.000689486 * x^2 + 0.896805 * x + -0.0420555
Response type: Internal Std (Ref 57), Area * (IS Conc. / IS Area)
Curve type: 2nd Order, Origin: Include, Weighting: 1/x, Axis trans: None

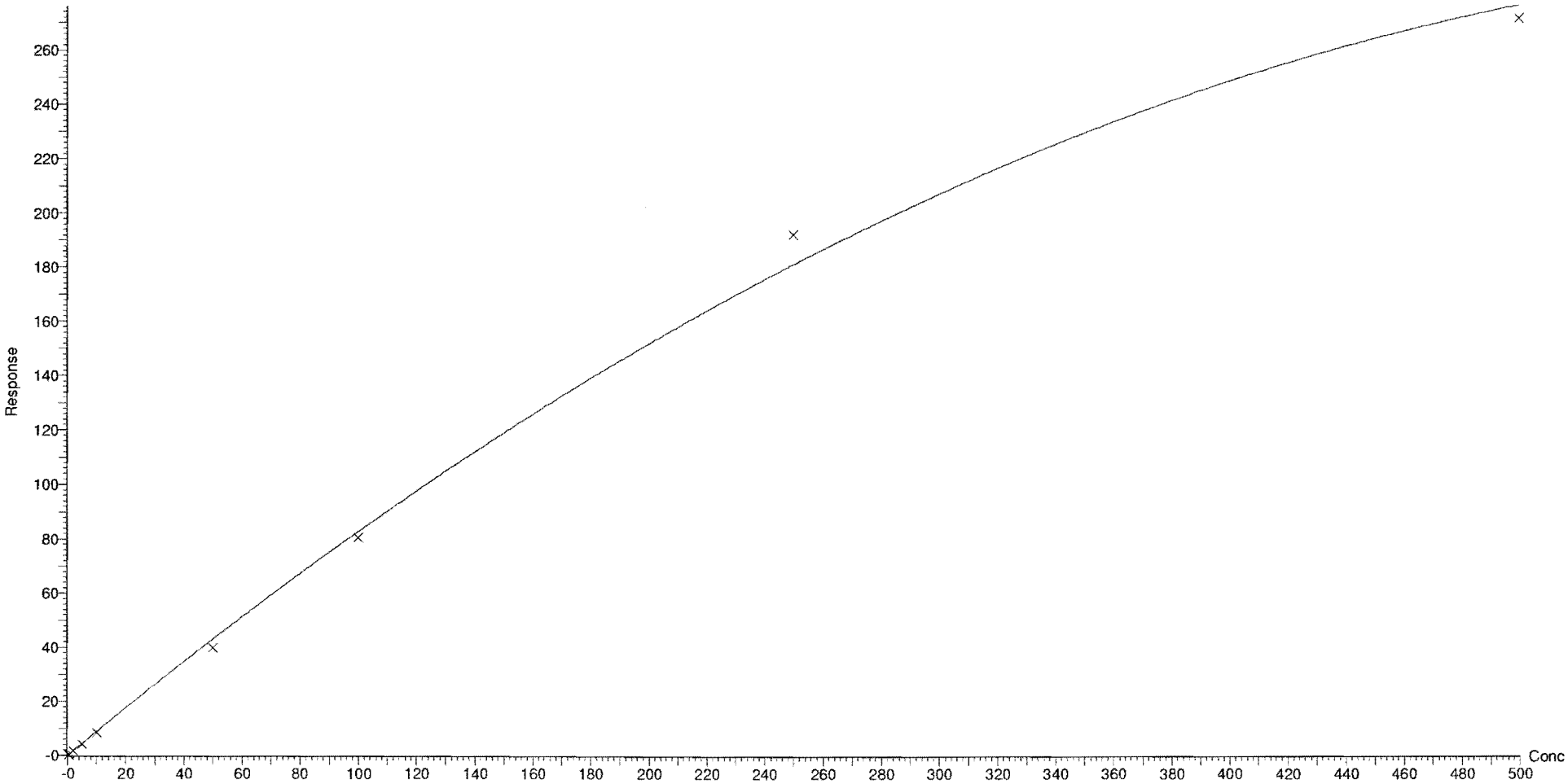

Dataset: F:\Projects\PFAS.PRO\Results\180827M3\180827M3-CRV.qld

Last Altered: Tuesday, August 28, 2018 10:44:45 Pacific Daylight Time
Printed: Tuesday, August 28, 2018 11:26:09 Pacific Daylight Time

Compound name: N-MeFOSE
Coefficient of Determination: R^2 = 0.998968
Calibration curve: -0.000116498 * x^2 + 1.04752 * x + -0.355515
Response type: Internal Std (Ref 58), Area * (IS Conc. / IS Area)
Curve type: 2nd Order, Origin: Exclude, Weighting: 1/x, Axis trans: None

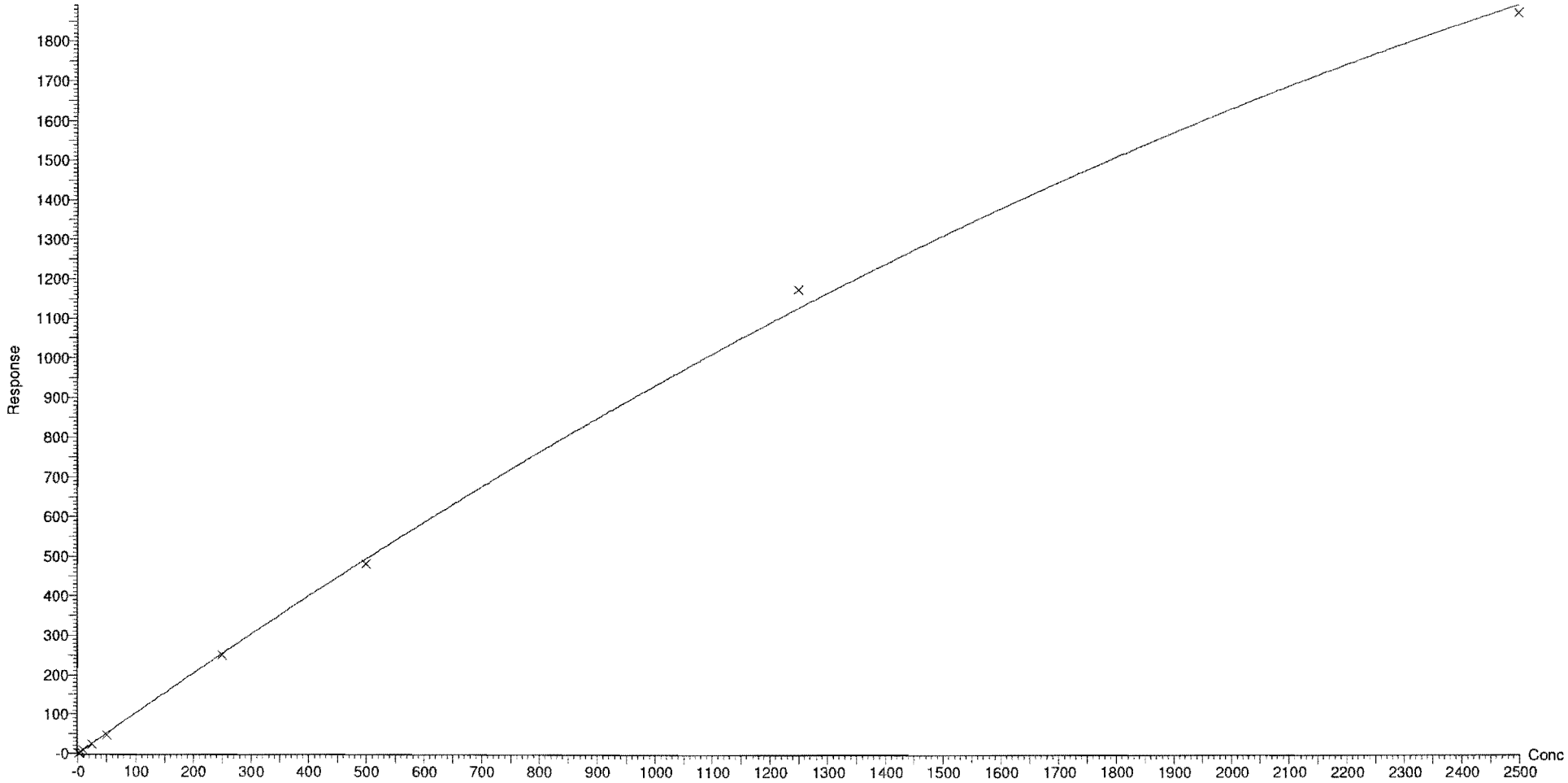

Dataset: F:\Projects\PFAS.PRO\Results\180827M3\180827M3-CRV.qld

Last Altered: Tuesday, August 28, 2018 10:44:45 Pacific Daylight Time
Printed: Tuesday, August 28, 2018 11:26:09 Pacific Daylight Time

Compound name: N-EtFOSE
Coefficient of Determination: R^2 = 0.998631
Calibration curve: -0.000141829 * x^2 + 1.24306 * x + -0.460294
Response type: Internal Std (Ref 59), Area * (IS Conc. / IS Area)
Curve type: 2nd Order, Origin: Exclude, Weighting: 1/x, Axis trans: None

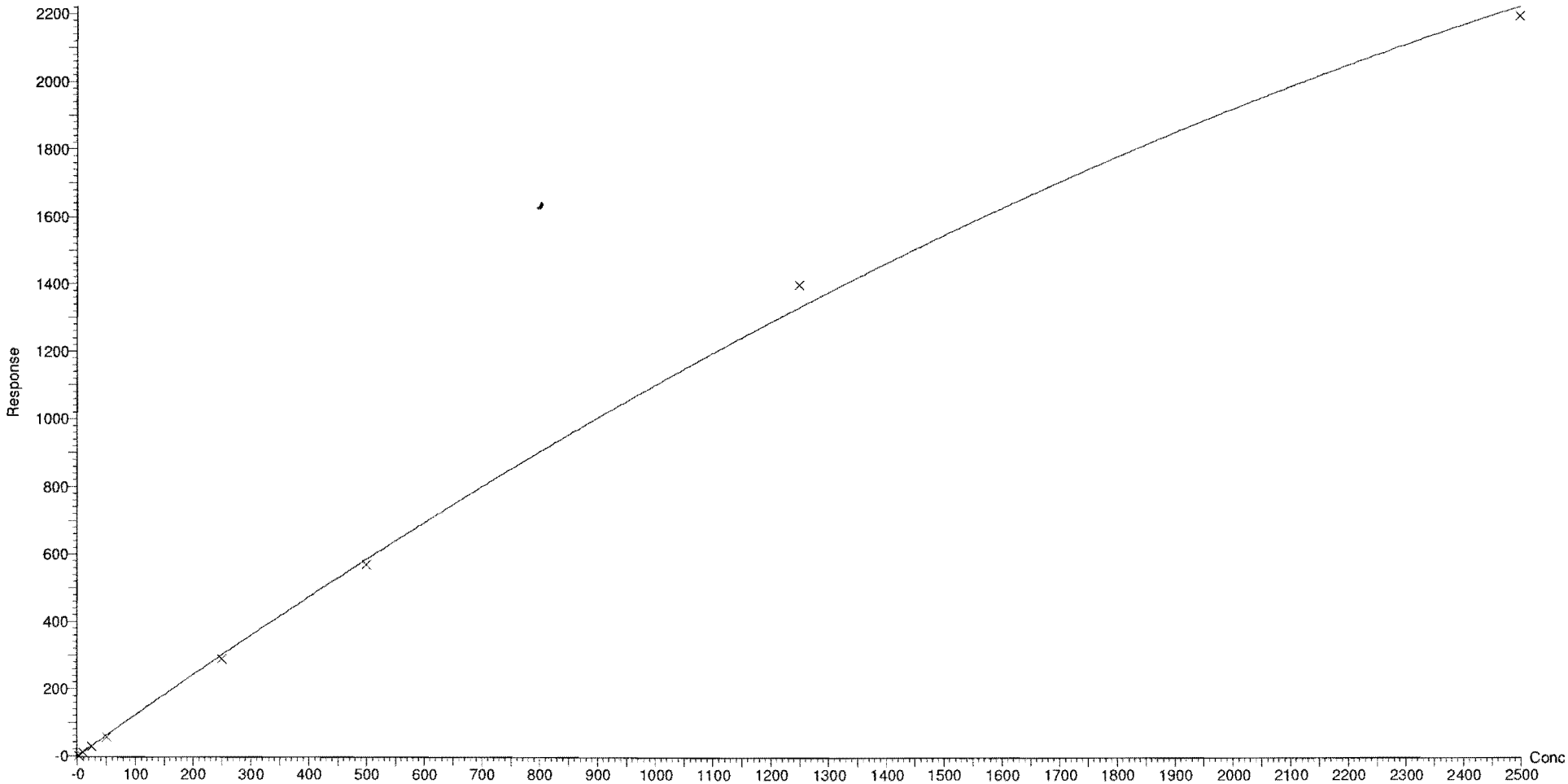

Vista Analytical Laboratory

Dataset: F:\Projects\PFAS.PRO\Results\180827M3\180827M3-CRV.qld

Last Altered: Tuesday, August 28, 2018 10:34:19 Pacific Daylight Time
Printed: Tuesday, August 28, 2018 10:34:56 Pacific Daylight Time

Method: F:\Projects\PFAS.PRO\MethDB\PFAS_FULL_80C_082718_B.mdb 27 Aug 2018 14:51:01
Calibration: 28 Aug 2018 10:34:19

Name: 180827M3_2, Date: 27-Aug-2018, Time: 19:28:28, ID: ST180827M3-1 PFC CS-2 18H1701, Description: PFC CS-2 18H1701

PFBA

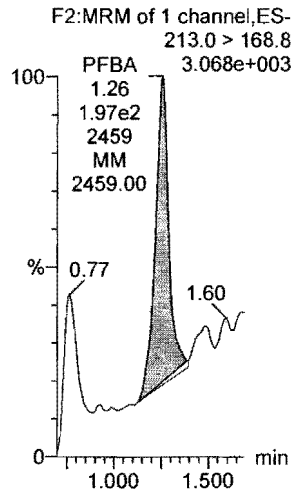

PFPeA

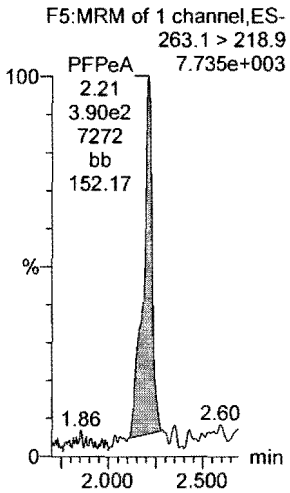

PFBS

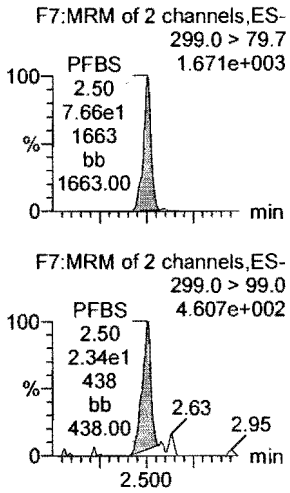

4:2 FTS

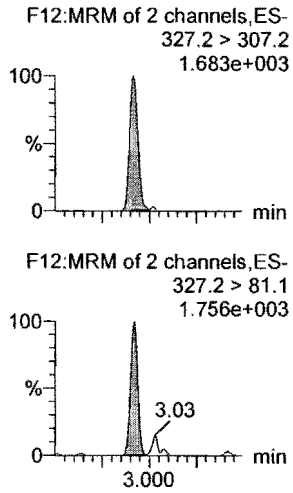

PFHxA

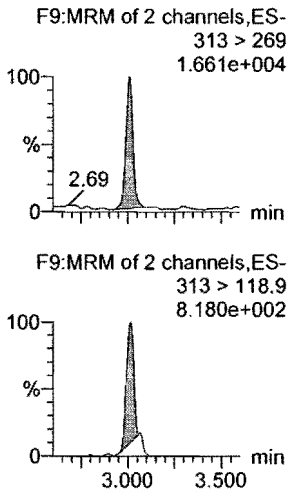

PFPeS

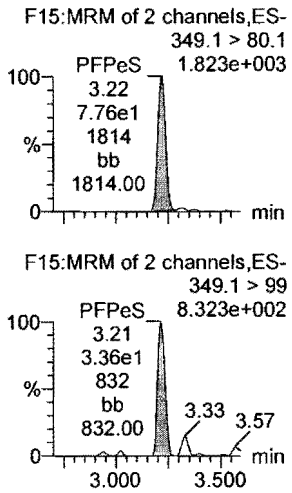

13C3-PFBA

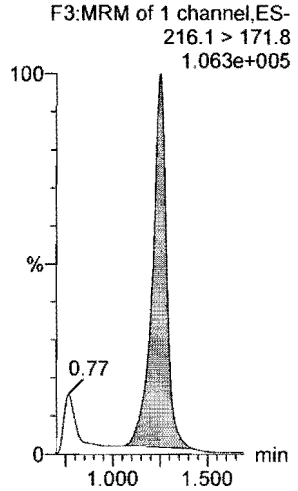

13C3-PFPeA

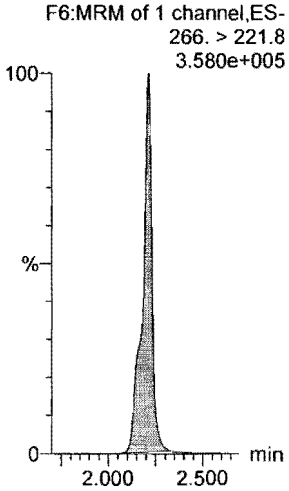

13C3-PFBS

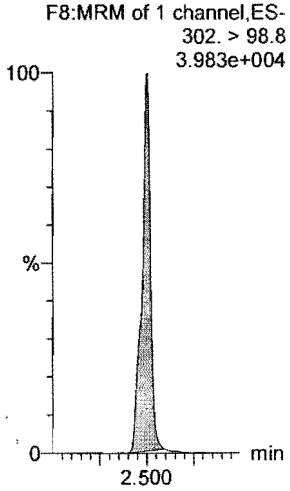

13C2-4:2 FTS

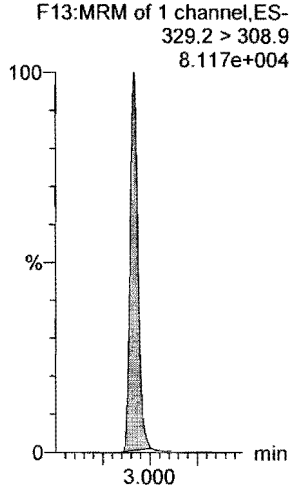

13C2-PFHxA

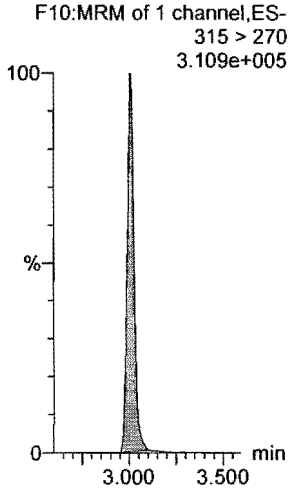

13C3-PFBS

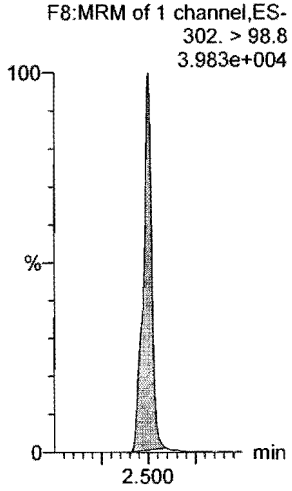

Dataset: F:\Projects\PFAS.PRO\Results\180827M3\180827M3-CRV.qld

Last Altered: Tuesday, August 28, 2018 10:34:19 Pacific Daylight Time
Printed: Tuesday, August 28, 2018 10:34:56 Pacific Daylight Time

Name: 180827M3_2, Date: 27-Aug-2018, Time: 19:28:28, ID: ST180827M3-1 PFC CS-2 18H1701, Description: PFC CS-2 18H1701

6:2 FTS

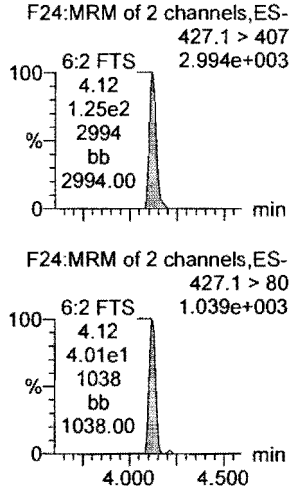

PFHpA

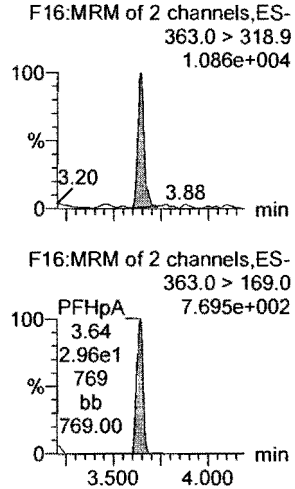

L-PFHxS

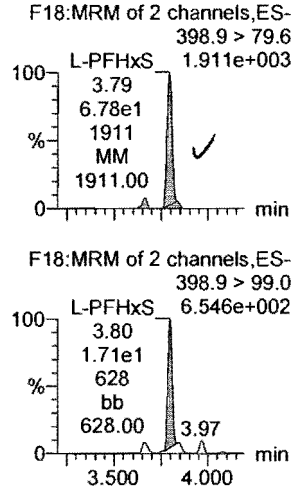

L-PFOA

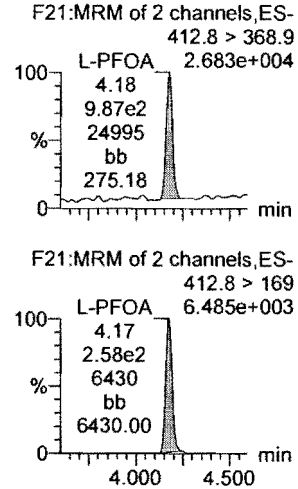

PFHpS

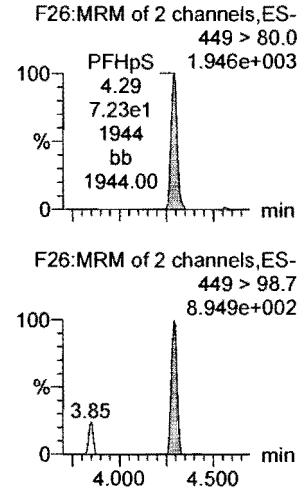

PFNA

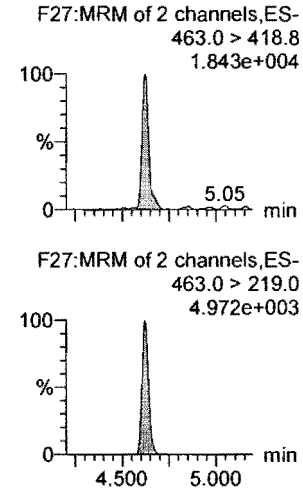

13C2-6:2 FTS

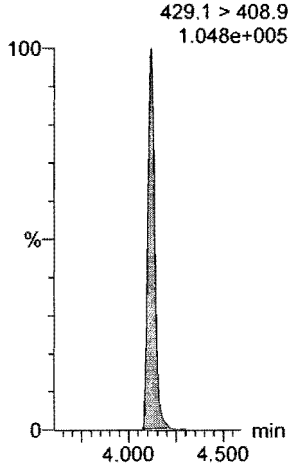

13C4-PFHpA

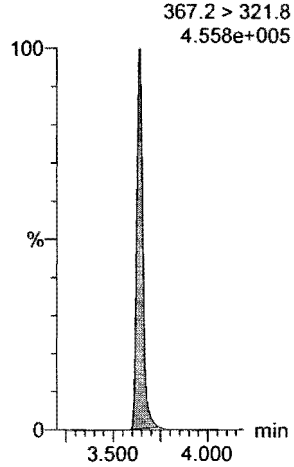

18O2-PFHxS

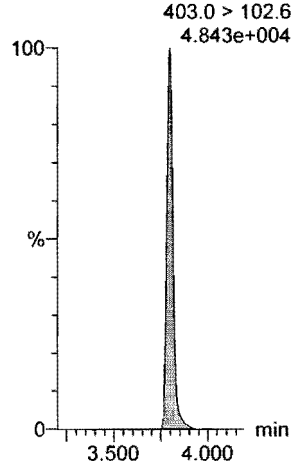

13C2-PFOA

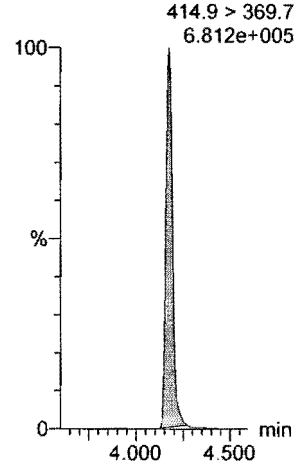

13C8-PFOS

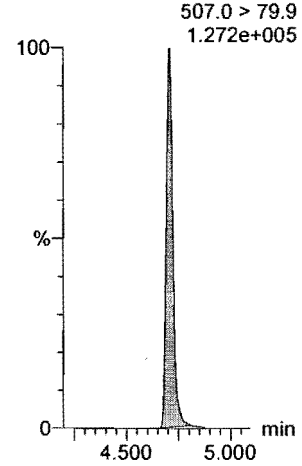

13C5-PFNA

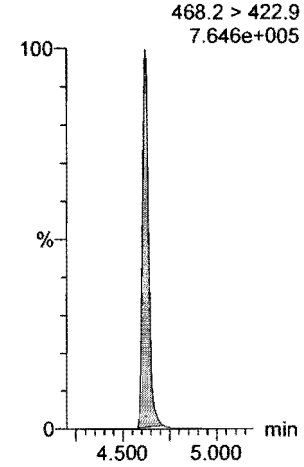

Dataset: F:\Projects\PFAS.PRO\Results\180827M3\180827M3-CRV.qld

Last Altered: Tuesday, August 28, 2018 10:34:19 Pacific Daylight Time
Printed: Tuesday, August 28, 2018 10:34:56 Pacific Daylight Time

Name: 180827M3_2, Date: 27-Aug-2018, Time: 19:28:28, ID: ST180827M3-1 PFC CS-2 18H1701, Description: PFC CS-2 18H1701

PFOSA

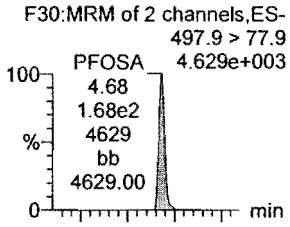

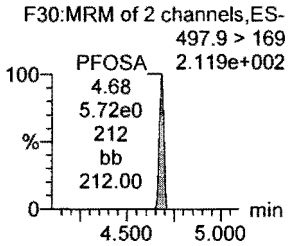

L-PFOS

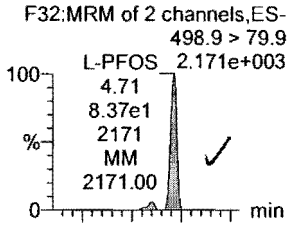

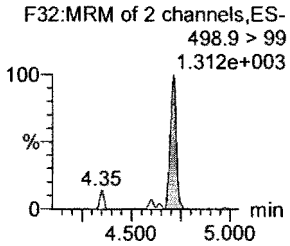

PFDA

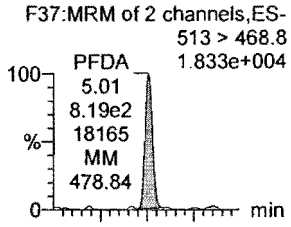

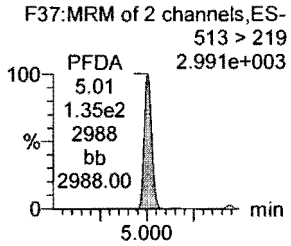

8:2 FTS

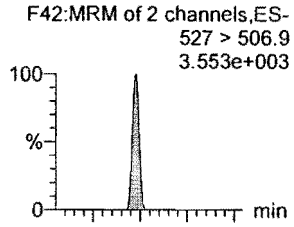

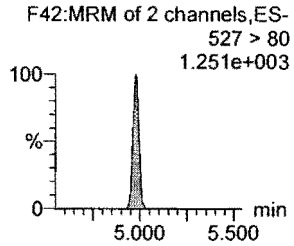

PFNS

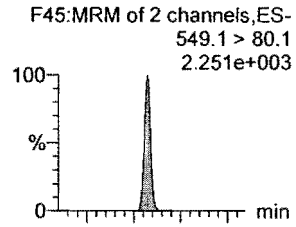

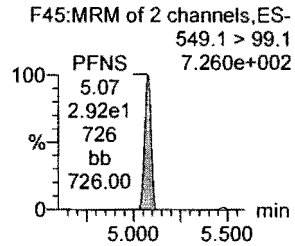

L-MeFOSAA

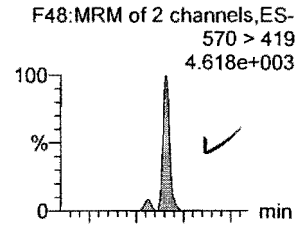

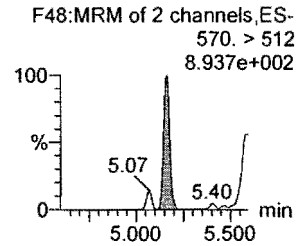

13C8-PFOSA

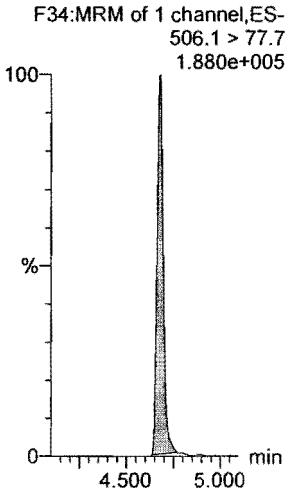

13C8-PFOS

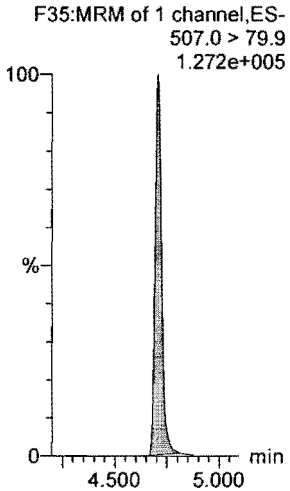

13C2-PFDA

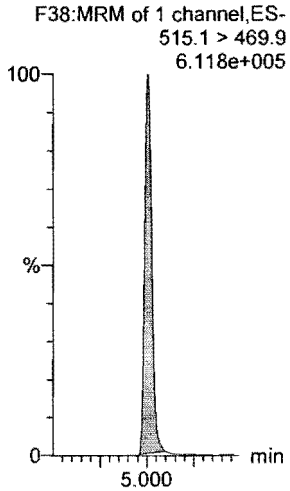

13C2-8:2 FTS

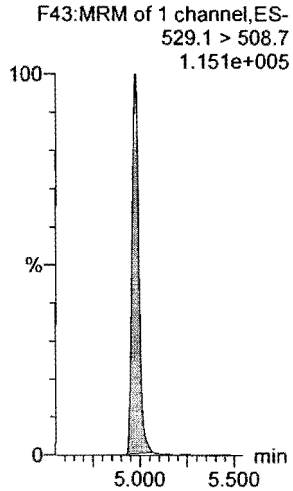

13C8-PFOS

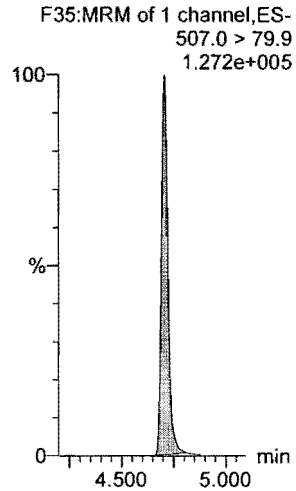

d3-N-MeFOSAA

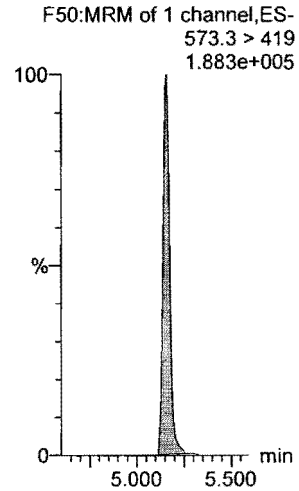

Dataset: F:\Projects\PFAS.PRO\Results\180827M3\180827M3-CRV.qld

Last Altered: Tuesday, August 28, 2018 10:34:19 Pacific Daylight Time
Printed: Tuesday, August 28, 2018 10:34:56 Pacific Daylight Time

Name: 180827M3_2, Date: 27-Aug-2018, Time: 19:28:28, ID: ST180827M3-1 PFC CS-2 18H1701, Description: PFC CS-2 18H1701

L-EtFOSAA

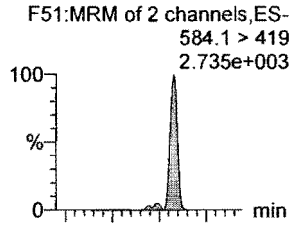

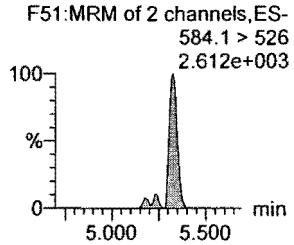

PFDoA

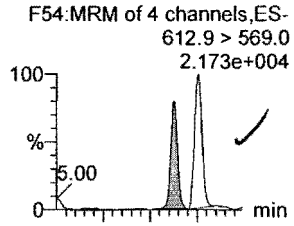

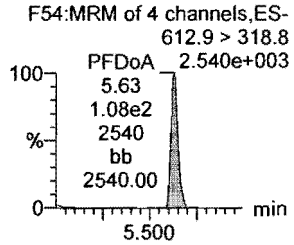

PFDS

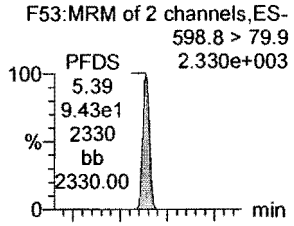

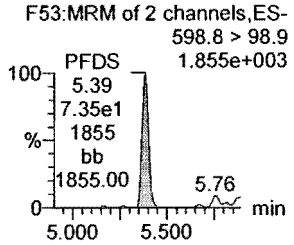

PFUdA

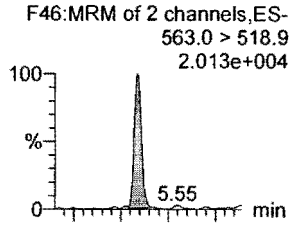

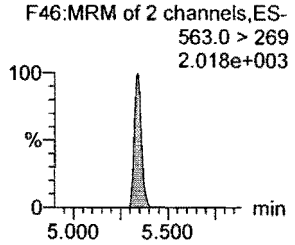

N-MeFOSA

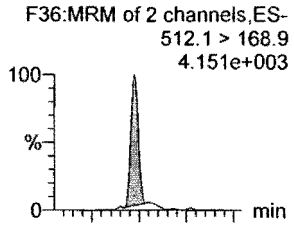

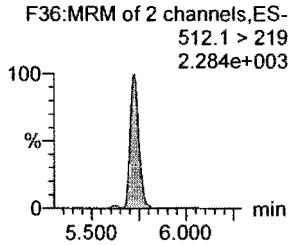

PFTrDA

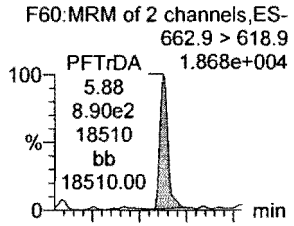

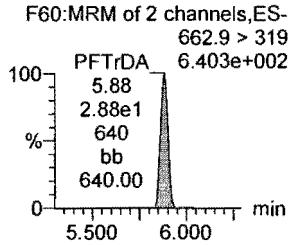

d5-N-EtFOSAA

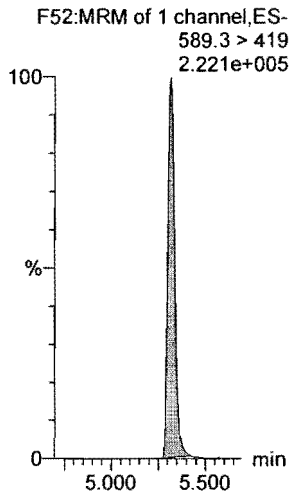

13C2-PFDoA

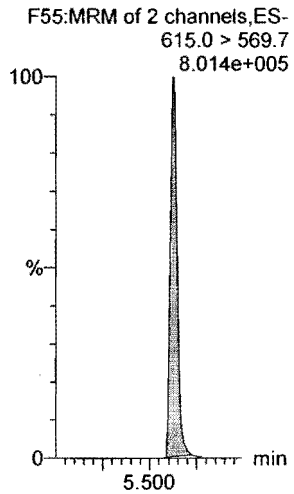

13C8-PFOS

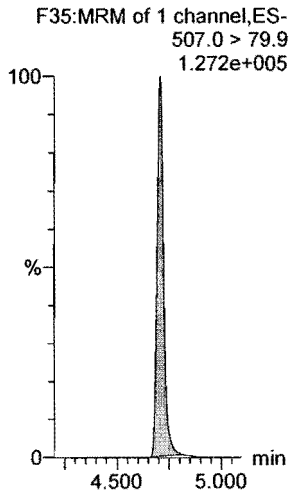

13C2-PFUdA

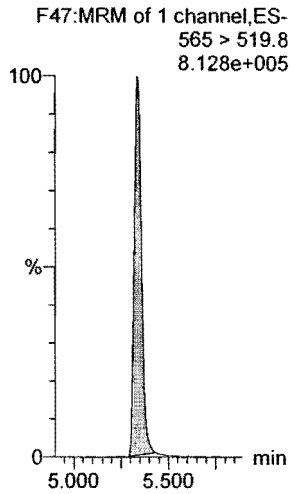

d3-N-MeFOSA

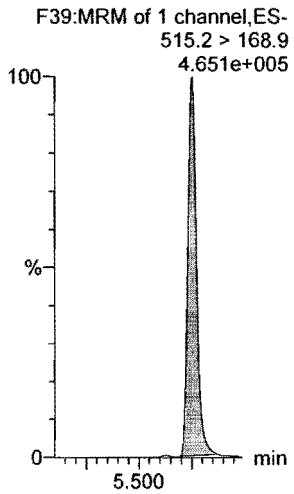

13C2-PFDoA

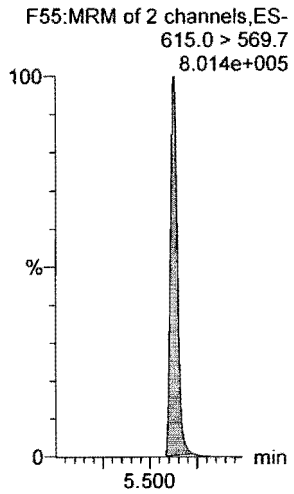

Dataset: F:\Projects\PFAS.PRO\Results\180827M3\180827M3-CRV.qld

Last Altered: Tuesday, August 28, 2018 10:34:19 Pacific Daylight Time
Printed: Tuesday, August 28, 2018 10:34:56 Pacific Daylight Time

Name: 180827M3_2, Date: 27-Aug-2018, Time: 19:28:28, ID: ST180827M3-1 PFC CS-2 18H1701, Description: PFC CS-2 18H1701

PFTeDA

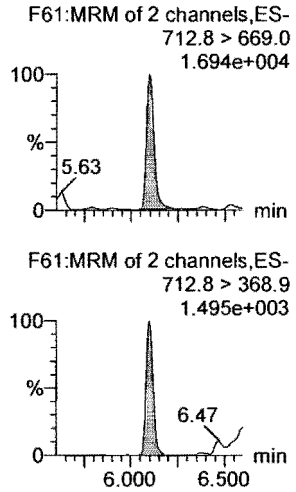

N-EtFOSA

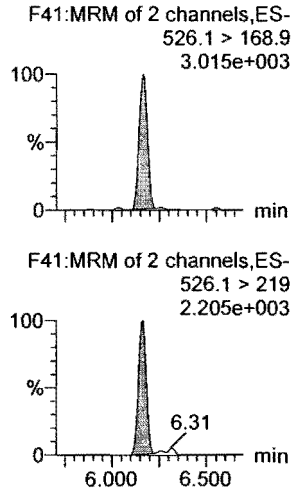

PFHxDA

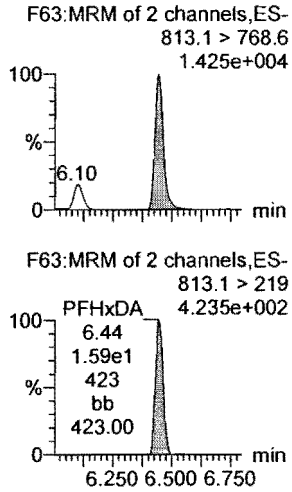

PFODA

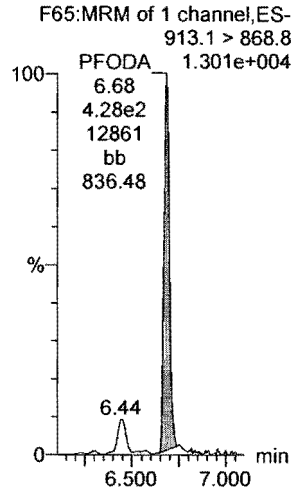

N-MeFOSE

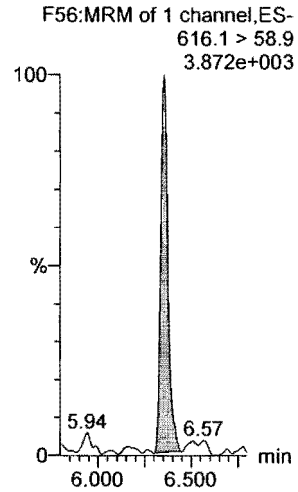

N-EtFOSE

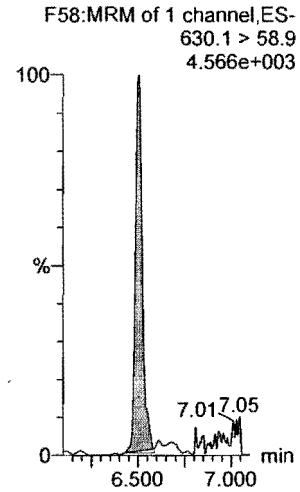

13C2-PFTeDA

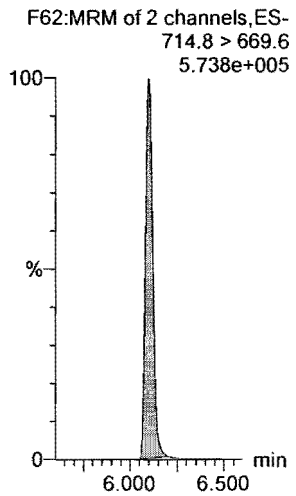

d5-N-ETFOSA

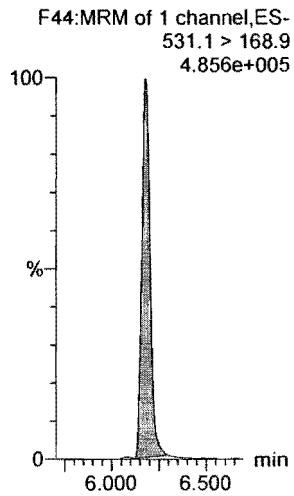

13C2-PFHxDA

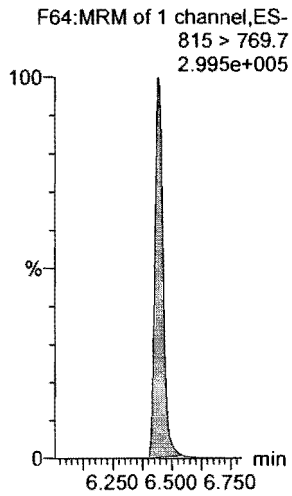

13C2-PFHxDA

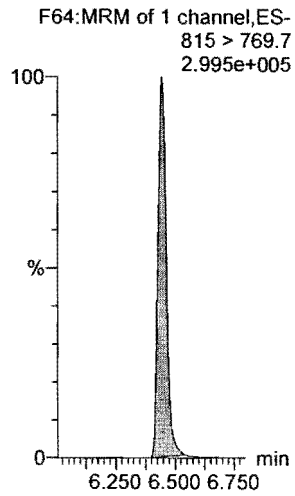

d7-N-MeFOSE

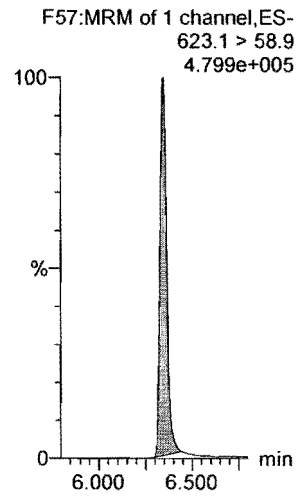

d9-N-EtFOSE

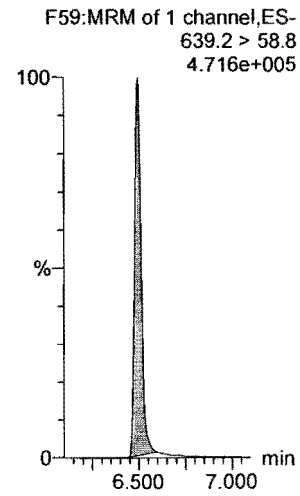

Dataset: F:\Projects\PFAS.PRO\Results\180827M3\180827M3-CRV.qld

Last Altered: Tuesday, August 28, 2018 10:34:19 Pacific Daylight Time
Printed: Tuesday, August 28, 2018 10:34:56 Pacific Daylight Time

Name: 180827M3_2, Date: 27-Aug-2018, Time: 19:28:28, ID: ST180827M3-1 PFC CS-2 18H1701, Description: PFC CS-2 18H1701

13C4-PFBA

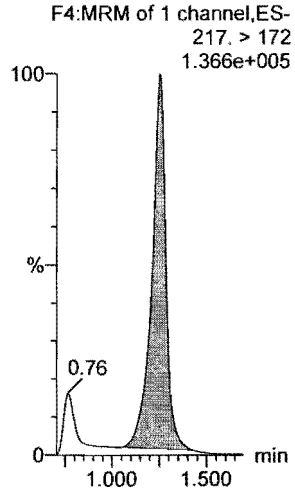

13C5-PFHxA

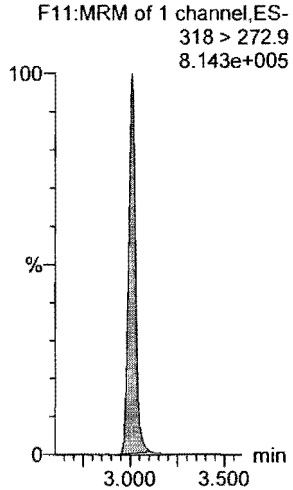

13C3-PFHxS

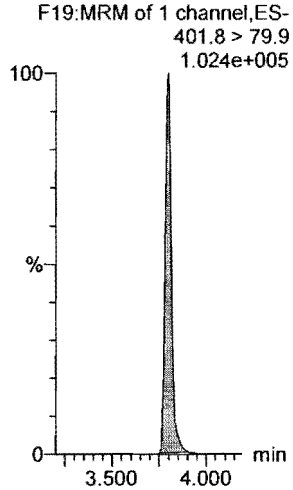

13C8-PFOA

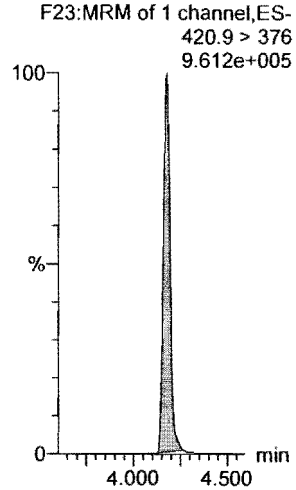

13C9-PFNA

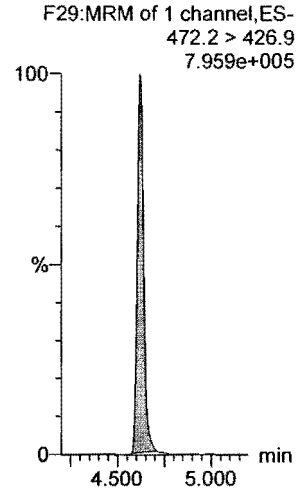

13C4-PFOS

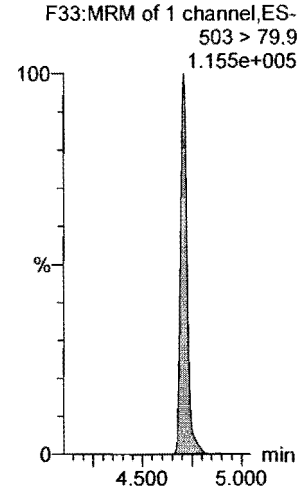

13C6-PFDA

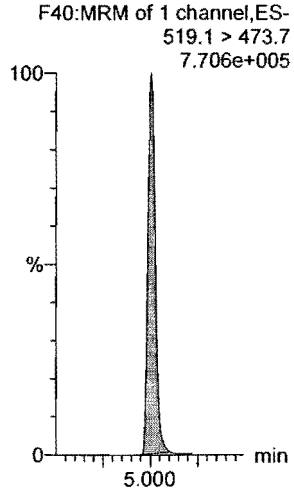

13C7-PFUdA

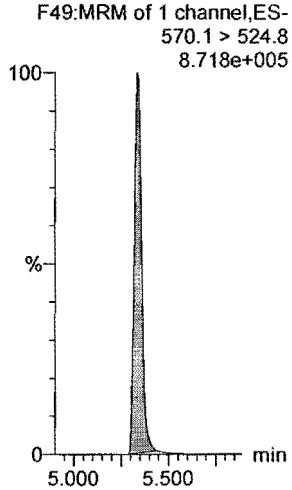

Dataset: F:\Projects\PFAS.PRO\Results\180827M3\180827M3-CRV.qld

Last Altered: Tuesday, August 28, 2018 10:34:19 Pacific Daylight Time
Printed: Tuesday, August 28, 2018 10:34:56 Pacific Daylight Time

Name: 180827M3_3, Date: 27-Aug-2018, Time: 19:39:04, ID: ST180827M3-2 PFC CS-1 18H1702, Description: PFC CS-1 18H1702

PFBA

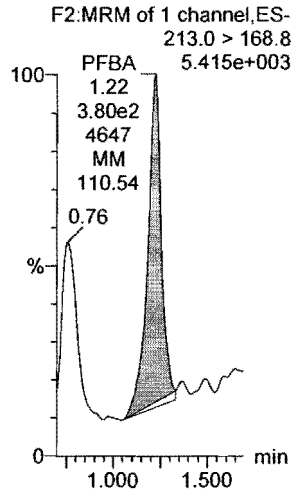

PFPeA

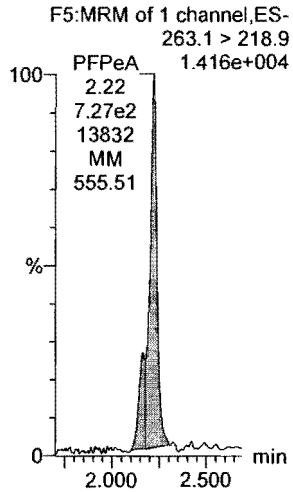

PFBS

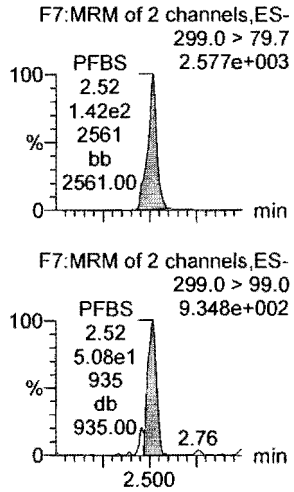

4:2 FTS

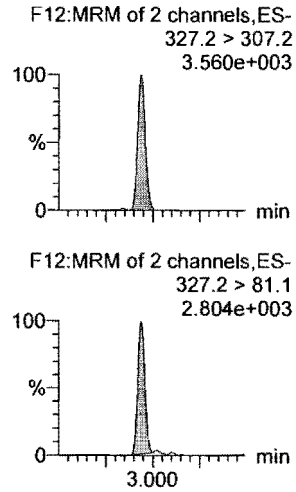

PFHxA

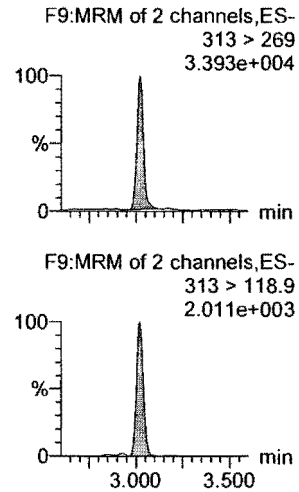

PFPeS

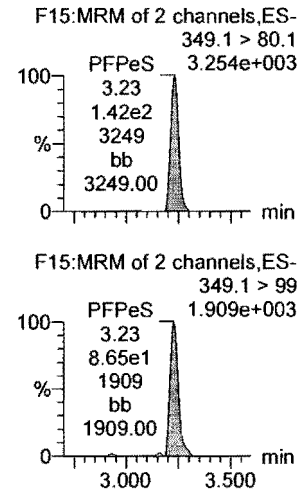

13C3-PFBA

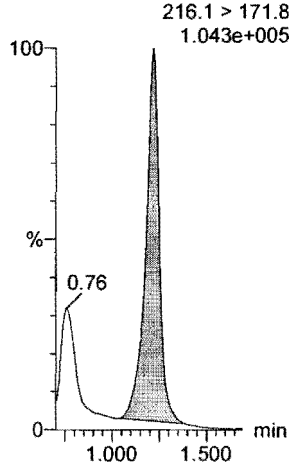

13C3-PFPeA

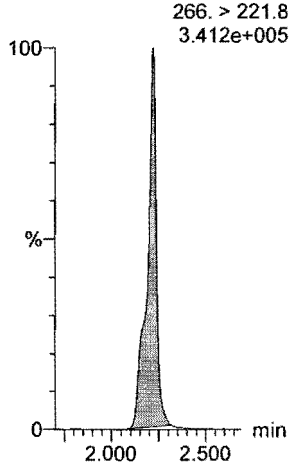

13C3-PFBS

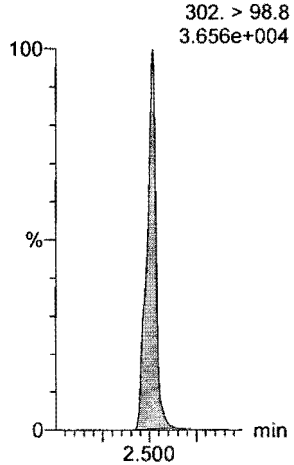

13C2-4:2 FTS

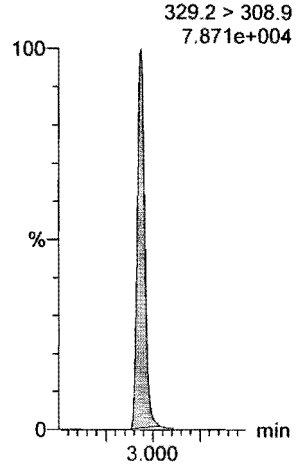

13C2-PFHxA

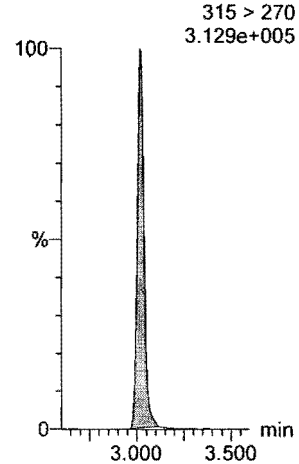

13C3-PFBS

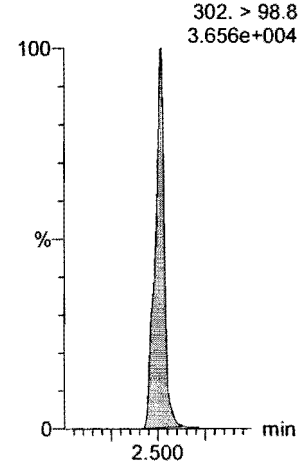

Dataset: F:\Projects\PFAS.PRO\Results\180827M3\180827M3-CRV.qld

Last Altered: Tuesday, August 28, 2018 10:34:19 Pacific Daylight Time
Printed: Tuesday, August 28, 2018 10:34:56 Pacific Daylight Time

Name: 180827M3_3, Date: 27-Aug-2018, Time: 19:39:04, ID: ST180827M3-2 PFC CS-1 18H1702, Description: PFC CS-1 18H1702

6:2 FTS

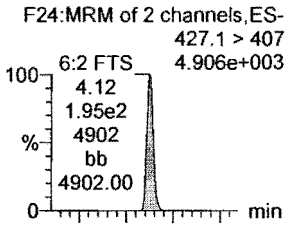

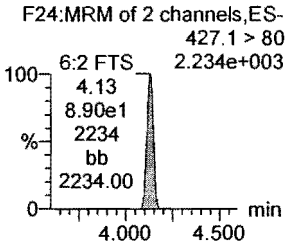

PFHpA

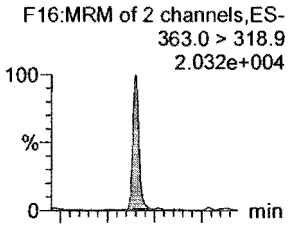

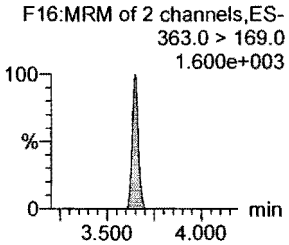

L-PFHxS

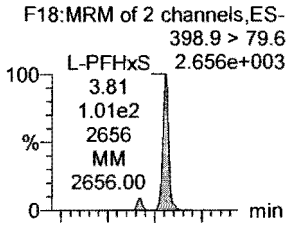

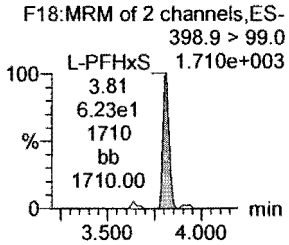

L-PFOA

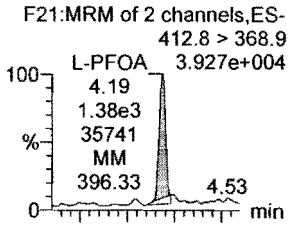

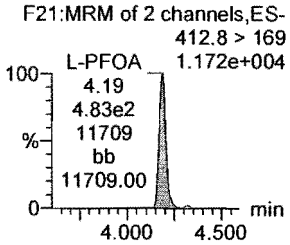

PFHpS

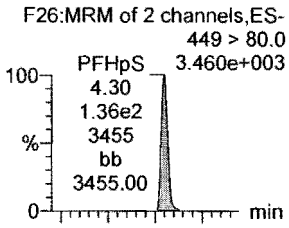

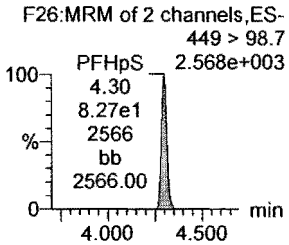

PFNA

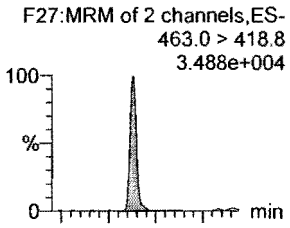

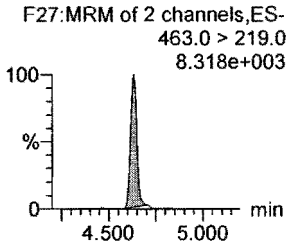

13C2-6:2 FTS

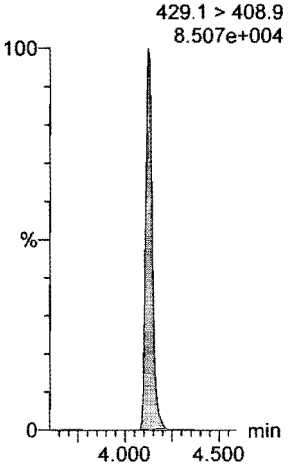

13C4-PFHpA

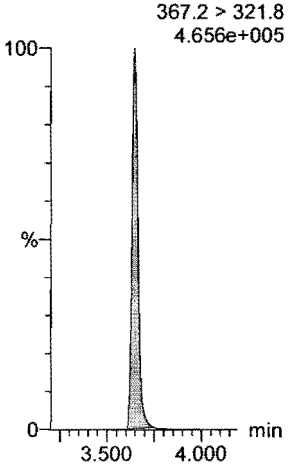

18O2-PFHxS



13C2-PFOA



13C8-PFOS

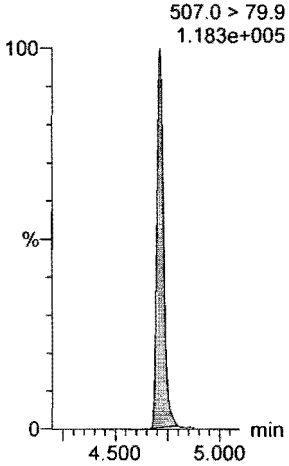

13C5-PFNA

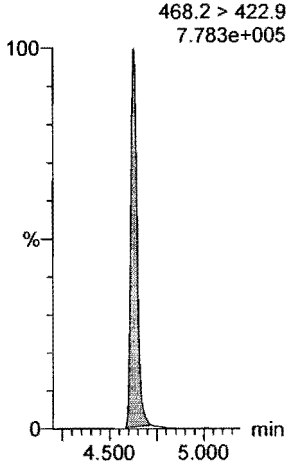

Dataset: F:\Projects\PFAS.PRO\Results\180827M3\180827M3-CRV.qld

Last Altered: Tuesday, August 28, 2018 10:34:19 Pacific Daylight Time
Printed: Tuesday, August 28, 2018 10:34:56 Pacific Daylight Time

Name: 180827M3_3, Date: 27-Aug-2018, Time: 19:39:04, ID: ST180827M3-2 PFC CS-1 18H1702, Description: PFC CS-1 18H1702

PFOSA

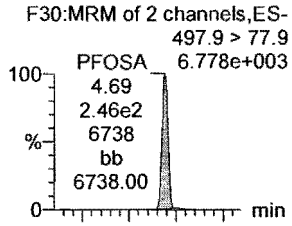

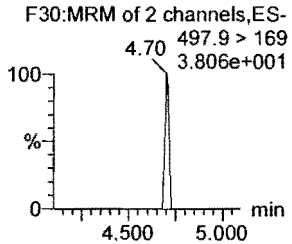

L-PFOS

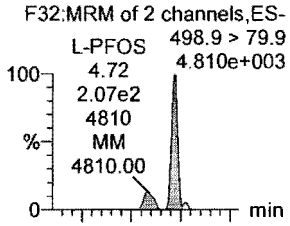

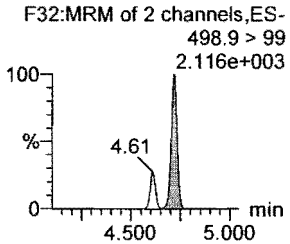

PFDA

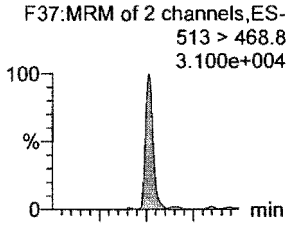

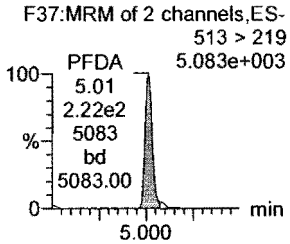

8:2 FTS

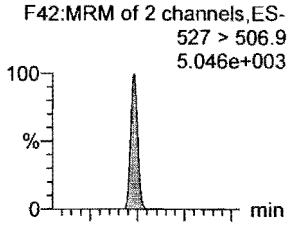

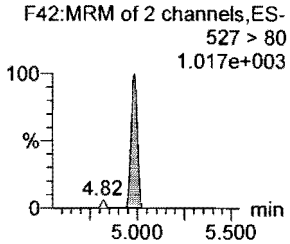

PFNS

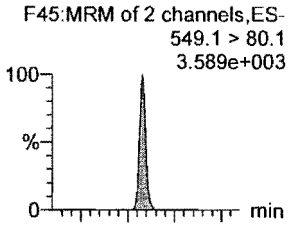

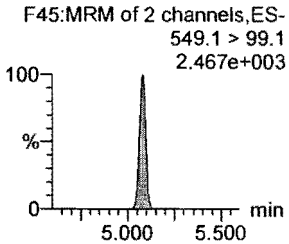

L-MeFOSAA

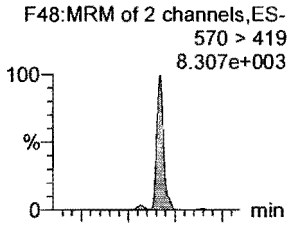

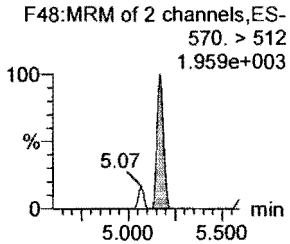

13C8-PFOSA

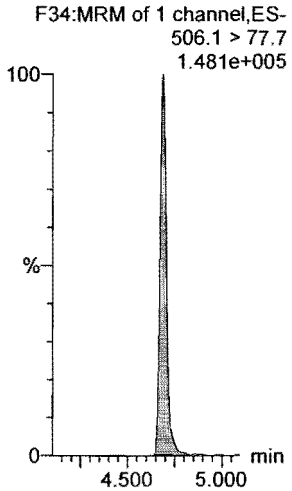

13C8-PFOS

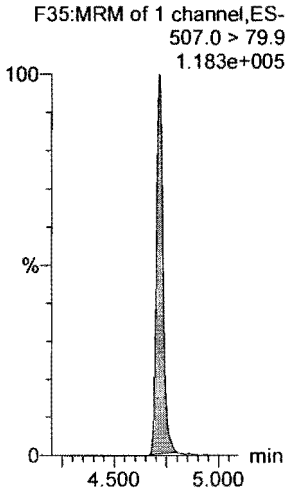

13C2-PFDA

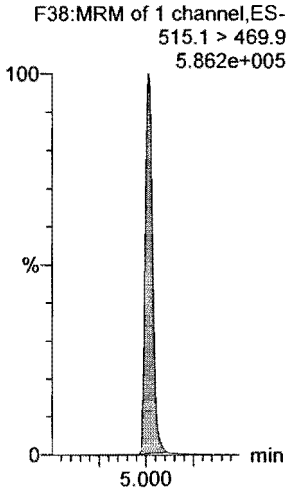

13C2-8:2 FTS

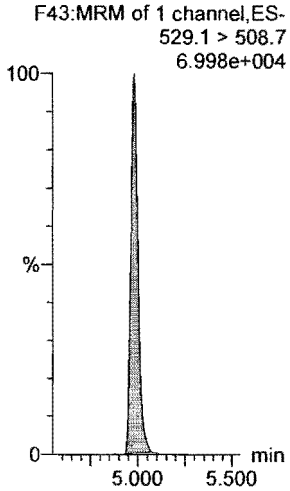

13C8-PFOS

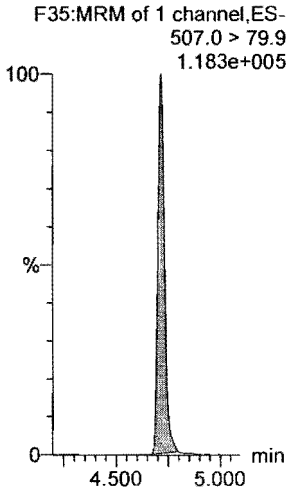

d3-N-MeFOSAA

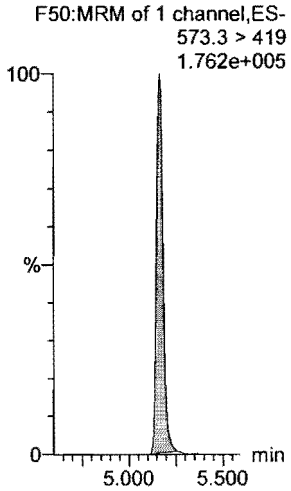

Dataset: F:\Projects\PFAS.PRO\Results\180827M3\180827M3-CRV.qld

Last Altered: Tuesday, August 28, 2018 10:34:19 Pacific Daylight Time
Printed: Tuesday, August 28, 2018 10:34:56 Pacific Daylight Time

Name: 180827M3_3, Date: 27-Aug-2018, Time: 19:39:04, ID: ST180827M3-2 PFC CS-1 18H1702, Description: PFC CS-1 18H1702

L-EtFOSAA

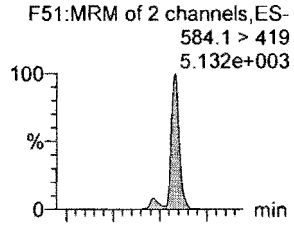

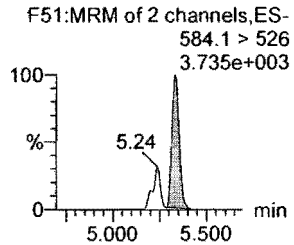

PFDoA

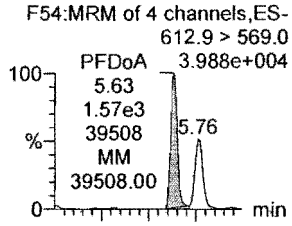

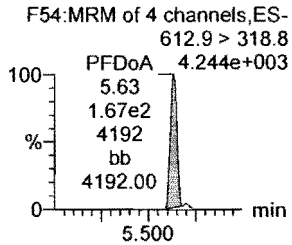

PFDS

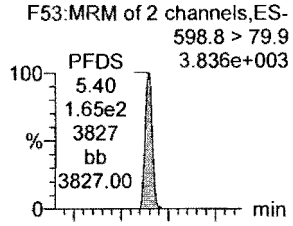

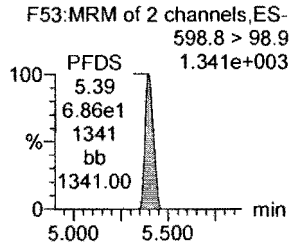

PFUdA

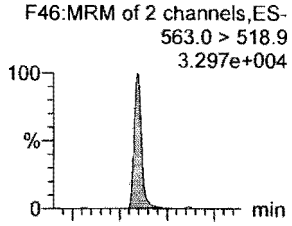

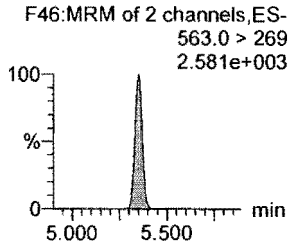

N-MeFOSA

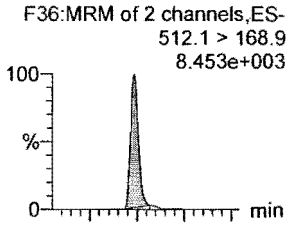

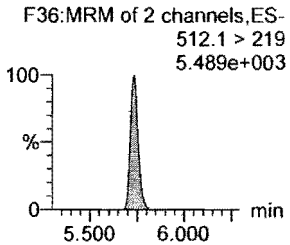

PFTrDA

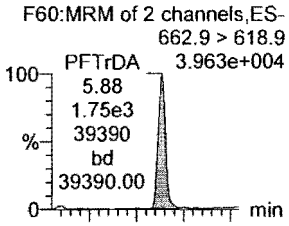

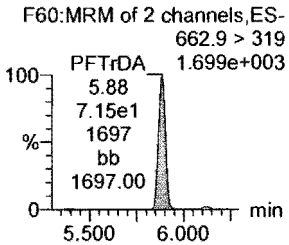

d5-N-EtFOSAA

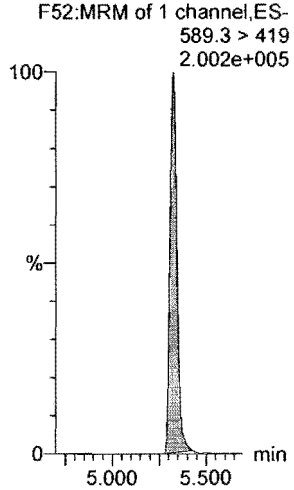

13C2-PFDoA

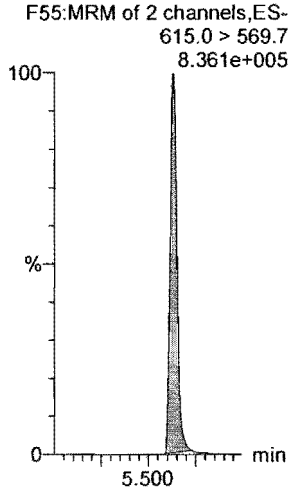

13C8-PFOS

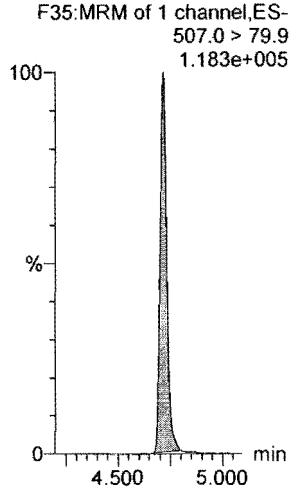

13C2-PFUdA

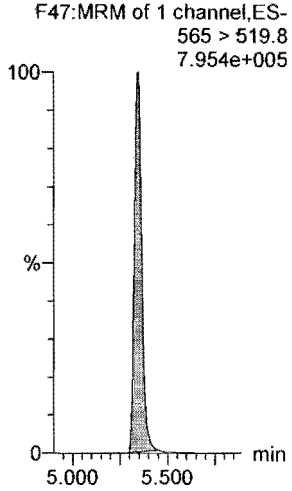

d3-N-MeFOSA

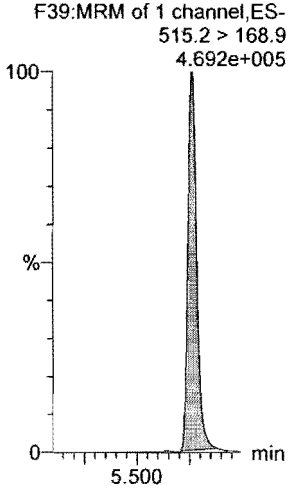

13C2-PFDoA

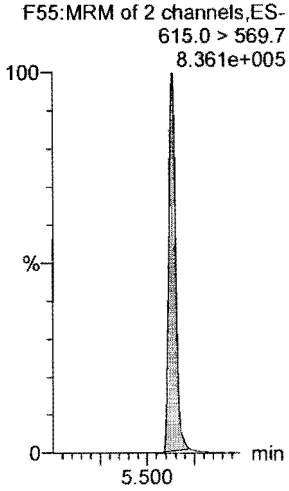

Dataset: F:\Projects\PFAS.PRO\Results\180827M3\180827M3-CRV.qld

Last Altered: Tuesday, August 28, 2018 10:34:19 Pacific Daylight Time
Printed: Tuesday, August 28, 2018 10:34:56 Pacific Daylight Time

Name: 180827M3_3, Date: 27-Aug-2018, Time: 19:39:04, ID: ST180827M3-2 PFC CS-1 18H1702, Description: PFC CS-1 18H1702

PFTeDA

F61:MRM of 2 channels,ES-
712.8 > 669.0
3.008e+004

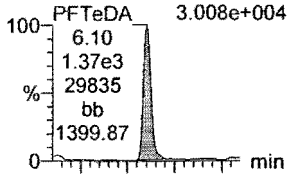

F61:MRM of 2 channels,ES-
712.8 > 368.9
2.743e+003

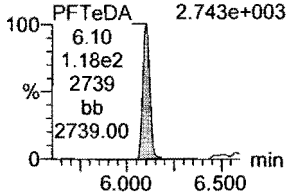

N-EtFOSA

F41:MRM of 2 channels,ES-
526.1 > 168.9
7.873e+003

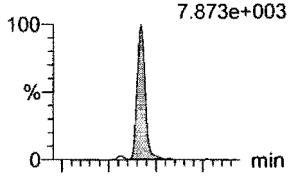

F41:MRM of 2 channels,ES-
526.1 > 219
3.472e+003

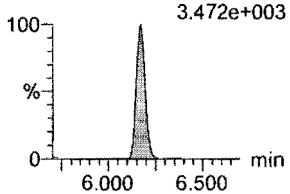

PFHxDA

F63:MRM of 2 channels,ES-
813.1 > 768.6
2.498e+004

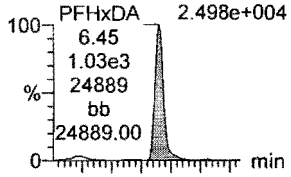

F63:MRM of 2 channels,ES-
813.1 > 219
7.525e+002

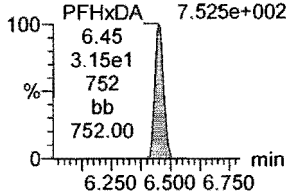

PFODA

F65:MRM of 1 channel,ES-
913.1 > 868.8
3.176e+004

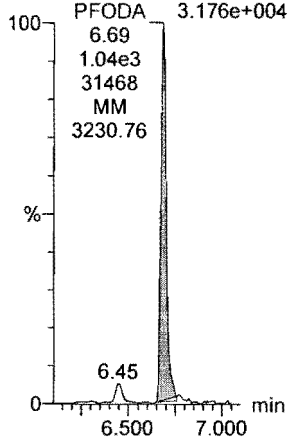

N-MeFOSE

F56:MRM of 1 channel,ES-
616.1 > 58.9
8.049e+003

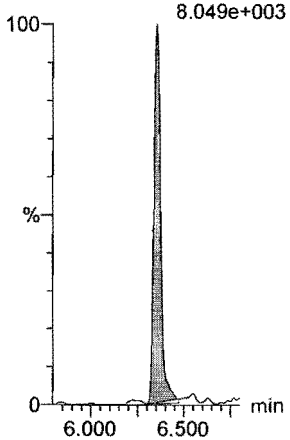

N-EtFOSE

F58:MRM of 1 channel,ES-
630.1 > 58.9
9.100e+003

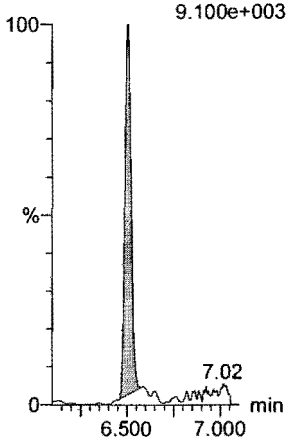

13C2-PFTeDA

F62:MRM of 2 channels,ES-
714.8 > 669.6
5.736e+005

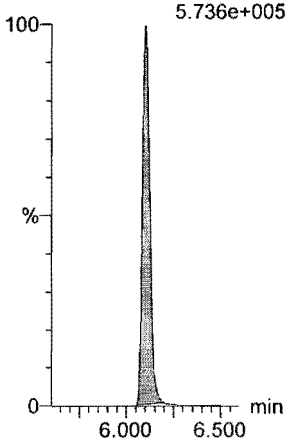

d5-N-ETFOSA

F44:MRM of 1 channel,ES-
531.1 > 168.9
5.255e+005

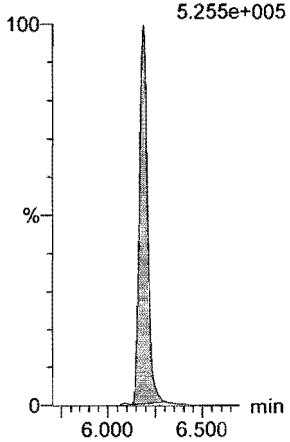

13C2-PFHxDA

F64:MRM of 1 channel,ES-
815 > 769.7
3.237e+005



13C2-PFHxDA

F64:MRM of 1 channel,ES-
815 > 769.7
3.237e+005

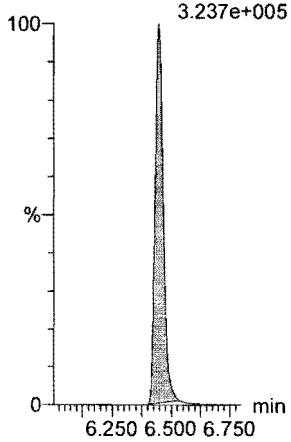

d7-N-MeFOSE

F57:MRM of 1 channel,ES-
623.1 > 58.9
4.696e+005

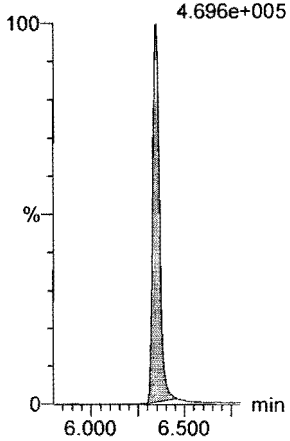

d9-N-EtFOSE

F59:MRM of 1 channel,ES-
639.2 > 58.8
4.841e+005

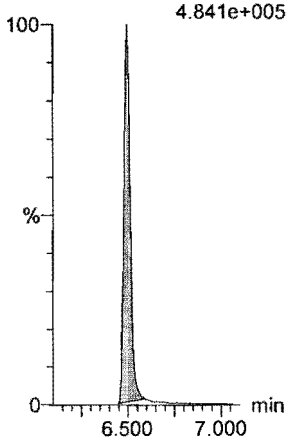

Dataset: F:\Projects\PFAS.PRO\Results\180827M3\180827M3-CRV.qld

Last Altered: Tuesday, August 28, 2018 10:34:19 Pacific Daylight Time
Printed: Tuesday, August 28, 2018 10:34:56 Pacific Daylight Time

Name: 180827M3_3, Date: 27-Aug-2018, Time: 19:39:04, ID: ST180827M3-2 PFC CS-1 18H1702, Description: PFC CS-1 18H1702

13C4-PFBA

F4:MRM of 1 channel,ES-
217. > 172
1.287e+005

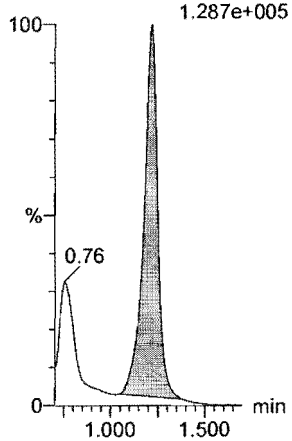

13C5-PFHxA

F11:MRM of 1 channel,ES-
318 > 272.9
8.251e+005

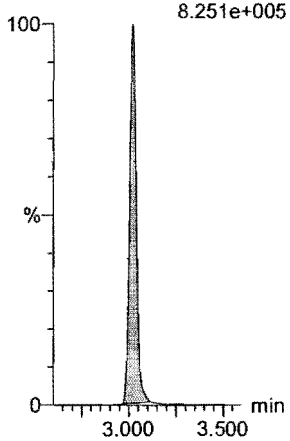

13C3-PFHxS

F19:MRM of 1 channel,ES-
401.8 > 79.9
1.010e+005

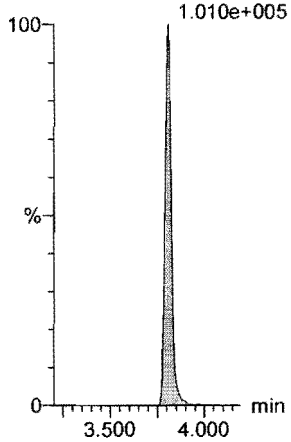

13C8-PFOA

F23:MRM of 1 channel,ES-
420.9 > 376
8.981e+005

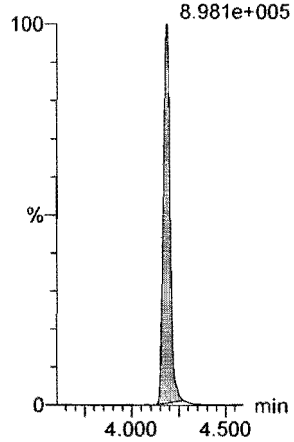

13C9-PFNA

F29:MRM of 1 channel,ES-
472.2 > 426.9
7.562e+005

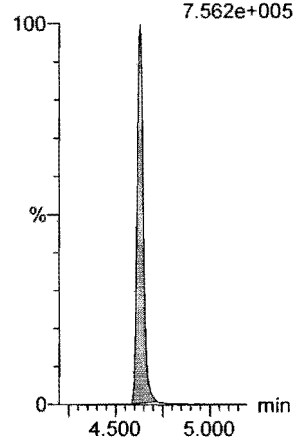

13C4-PFOS

F33:MRM of 1 channel,ES-
503 > 79.9
1.076e+005

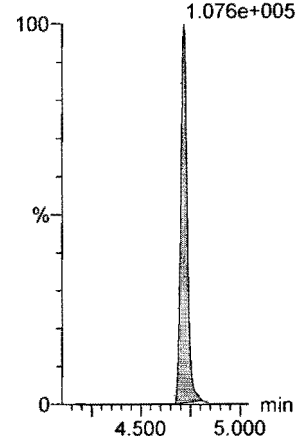

13C6-PFDA

F40:MRM of 1 channel,ES-
519.1 > 473.7
7.220e+005

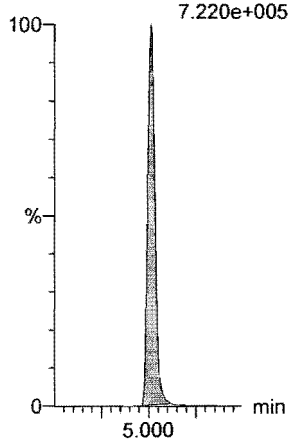

13C7-PFUdA

F49:MRM of 1 channel,ES-
570.1 > 524.8
8.817e+005

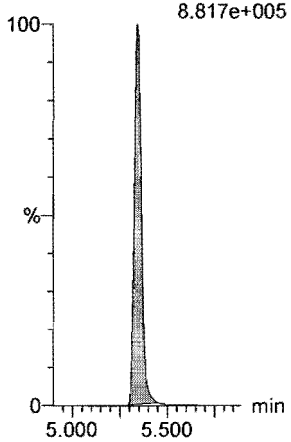

Dataset: F:\Projects\PFAS.PRO\Results\180827M3\180827M3-CRV.qld

Last Altered: Tuesday, August 28, 2018 10:34:19 Pacific Daylight Time
Printed: Tuesday, August 28, 2018 10:34:56 Pacific Daylight Time

Name: 180827M3_4, Date: 27-Aug-2018, Time: 19:49:36, ID: ST180827M3-3 PFC CS0 18H1703, Description: PFC CS0 18H1703

PFBA

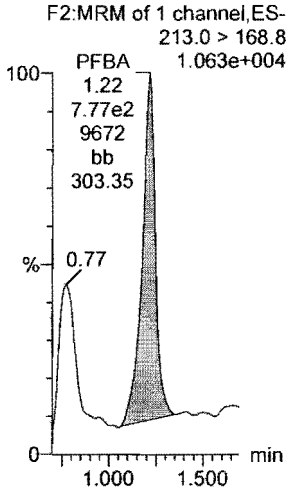

PFPeA

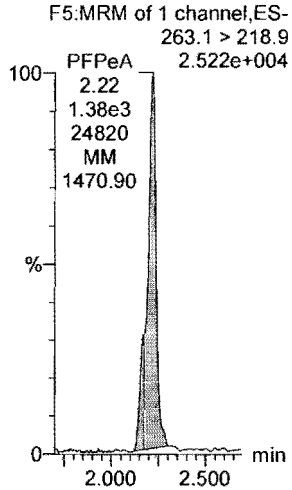

PFBS

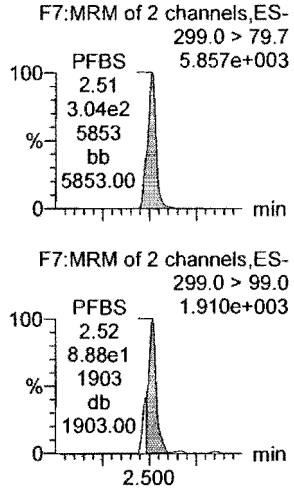

4:2 FTS

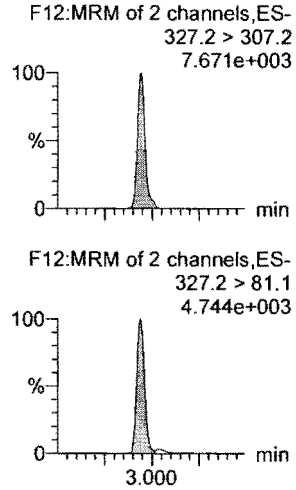

PFHxA

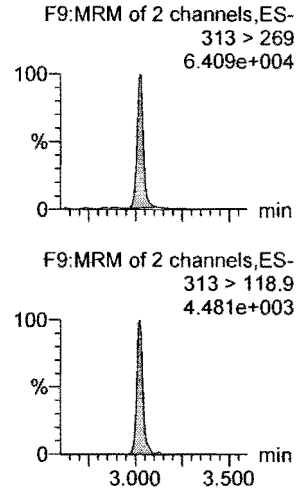

PFPeS

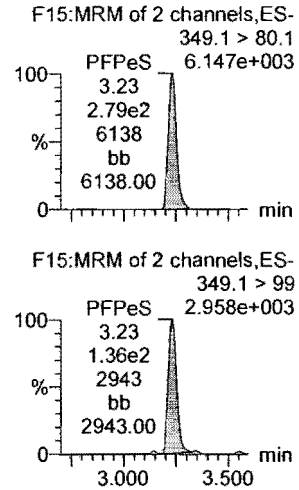

13C3-PFBA

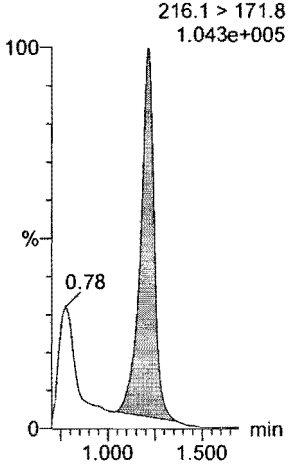

13C3-PFPeA

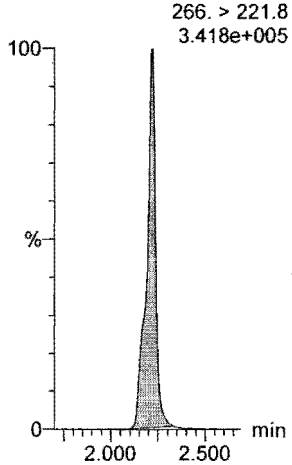

13C3-PFBS

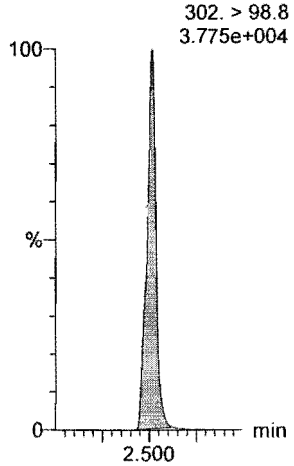

13C2-4:2 FTS

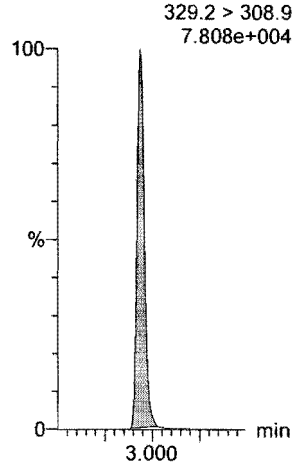

13C2-PFHxA

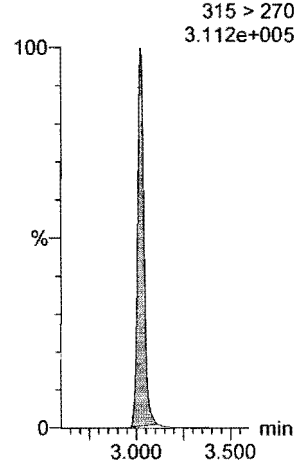

13C3-PFBS

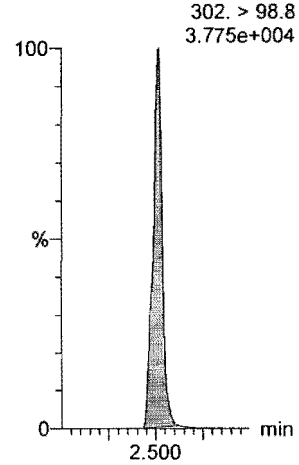

Dataset: F:\Projects\PFAS.PRO\Results\180827M3\180827M3-CRV.qld

Last Altered: Tuesday, August 28, 2018 10:34:19 Pacific Daylight Time
Printed: Tuesday, August 28, 2018 10:34:56 Pacific Daylight Time

Name: 180827M3_4, Date: 27-Aug-2018, Time: 19:49:36, ID: ST180827M3-3 PFC CS0 18H1703, Description: PFC CS0 18H1703

6:2 FTS

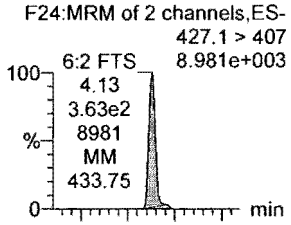

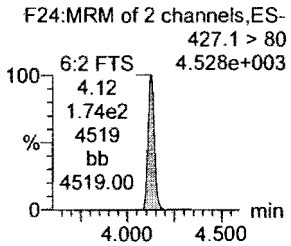

PFHpA

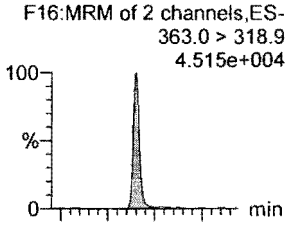

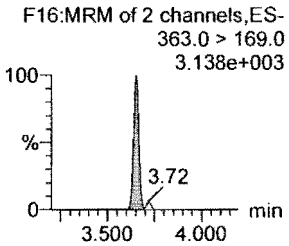

L-PFHxS

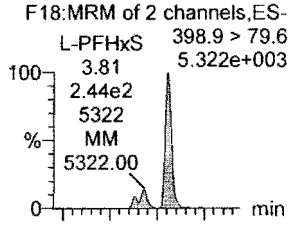

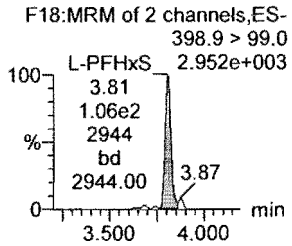

L-PFOA

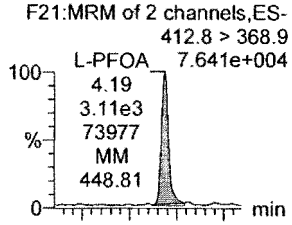

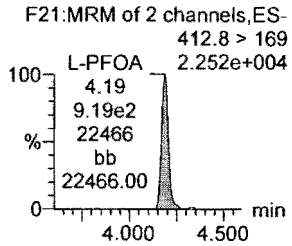

PFHpS

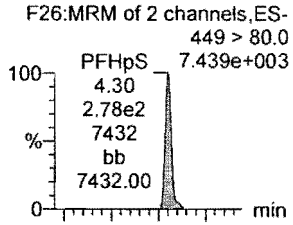

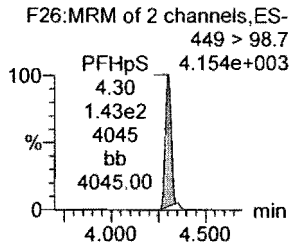

PFNA

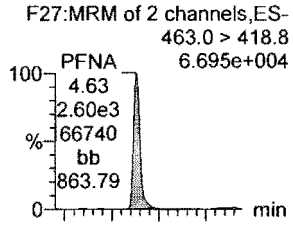

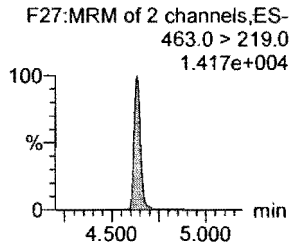

13C2-6:2 FTS

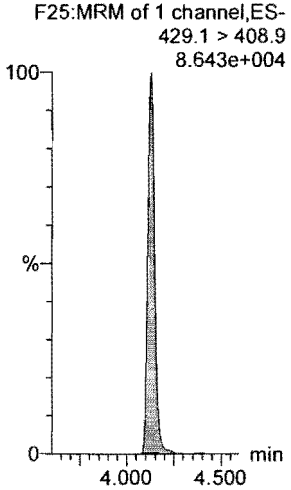

13C4-PFHpA

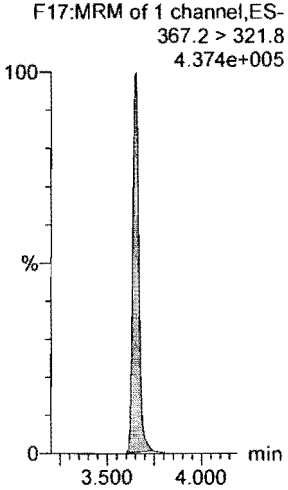

18O2-PFHxS

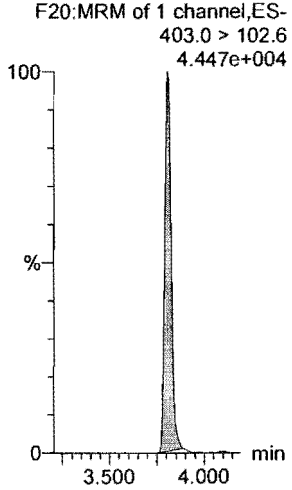

13C2-PFOA

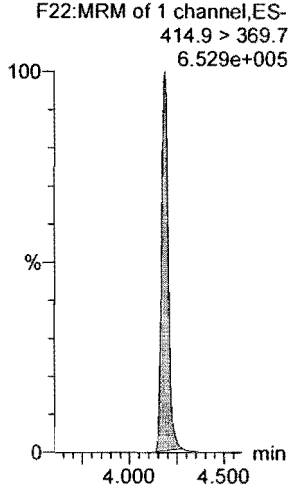

13C8-PFOS

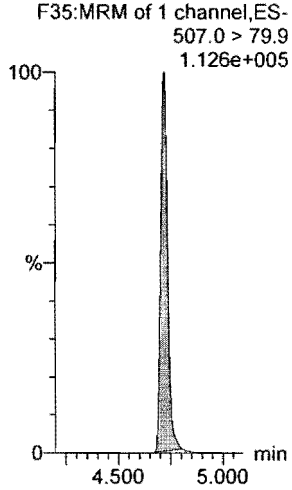

13C5-PFNA

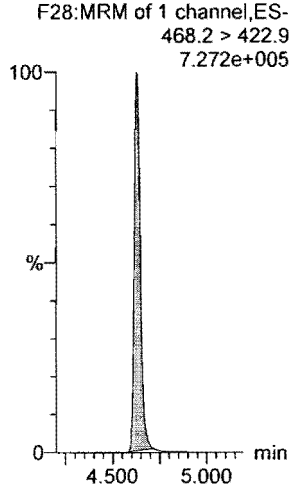

Dataset: F:\Projects\PFAS.PRO\Results\180827M3\180827M3-CRV.qld

Last Altered: Tuesday, August 28, 2018 10:34:19 Pacific Daylight Time
Printed: Tuesday, August 28, 2018 10:34:56 Pacific Daylight Time

Name: 180827M3_4, Date: 27-Aug-2018, Time: 19:49:36, ID: ST180827M3-3 PFC CS0 18H1703, Description: PFC CS0 18H1703

PFOSA

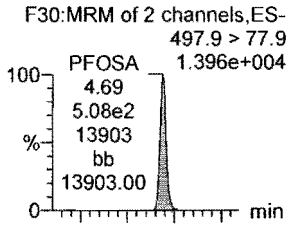

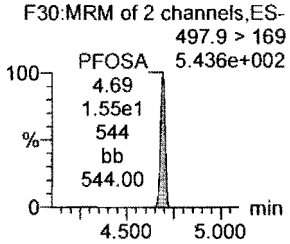

L-PFOS

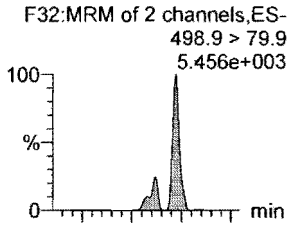

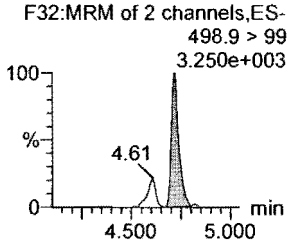

PFDA

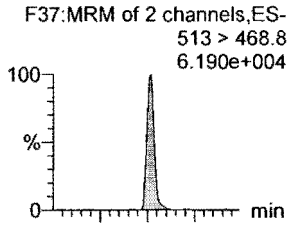

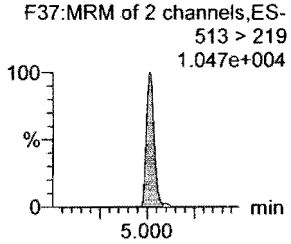

8:2 FTS

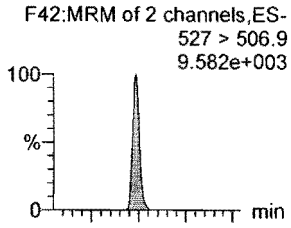

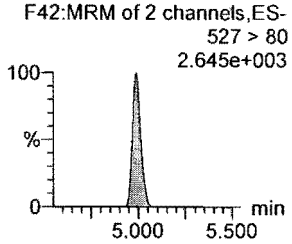

PFNS

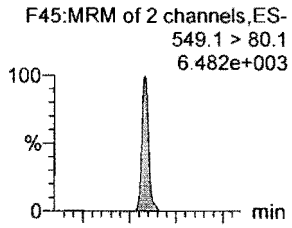

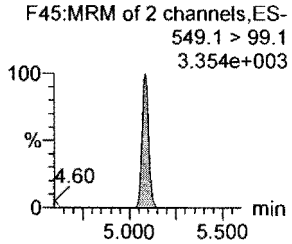

L-MeFOSAA

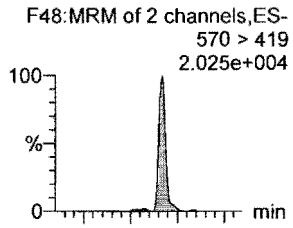

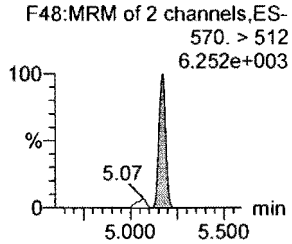

13C8-PFOSA

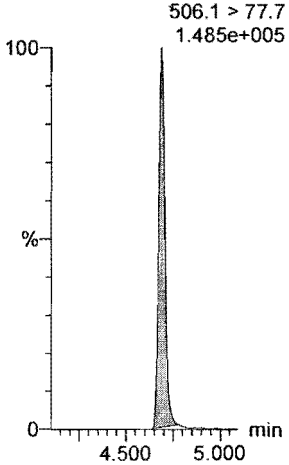

13C8-PFOS

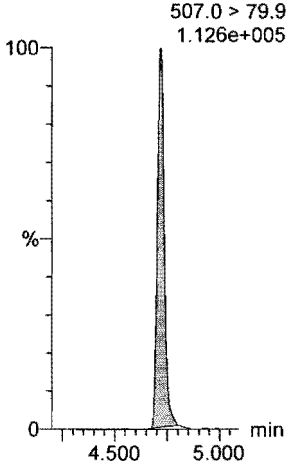

13C2-PFDA

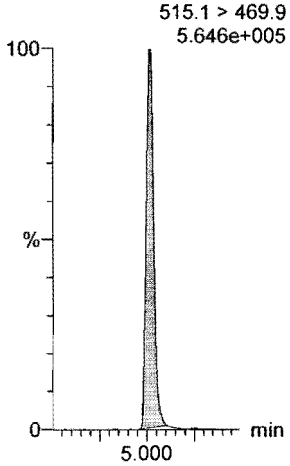

13C2-8:2 FTS

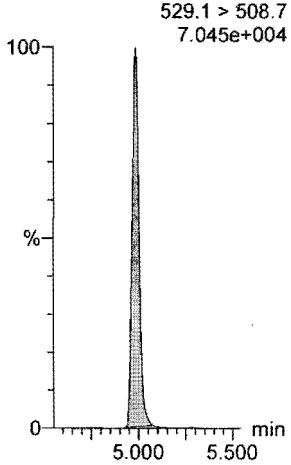

13C8-PFOS

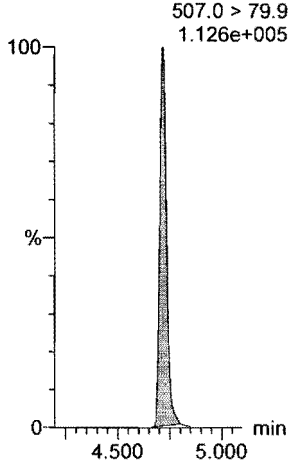

d3-N-MeFOSAA

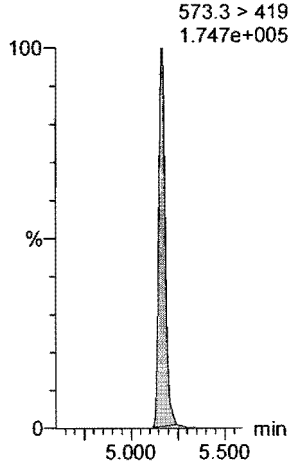

Dataset: F:\Projects\PFAS.PRO\Results\180827M3\180827M3-CRV.qld

Last Altered: Tuesday, August 28, 2018 10:34:19 Pacific Daylight Time
Printed: Tuesday, August 28, 2018 10:34:56 Pacific Daylight Time

Name: 180827M3_4, Date: 27-Aug-2018, Time: 19:49:36, ID: ST180827M3-3 PFC CS0 18H1703, Description: PFC CS0 18H1703

L-EtFOSAA

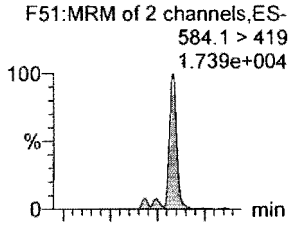

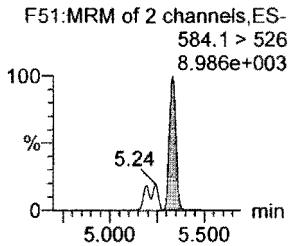

PFDoA

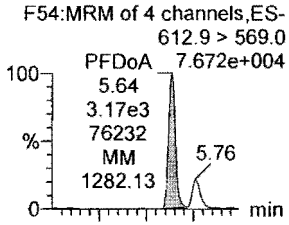

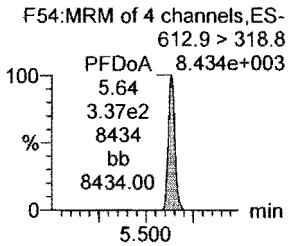

PFDS

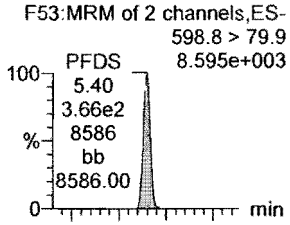

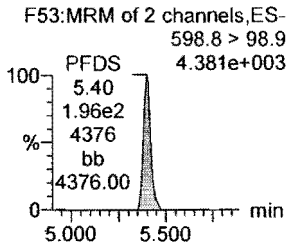

PFUdA

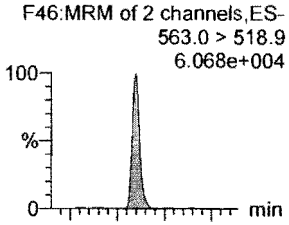

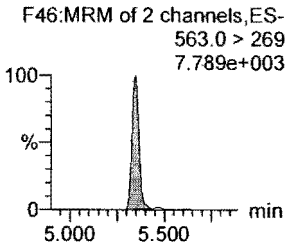

N-MeFOSA

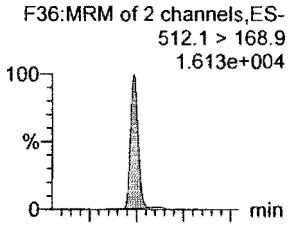

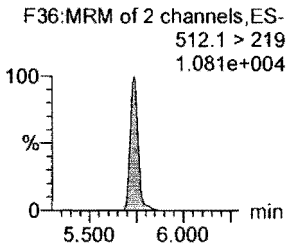

PFTrDA

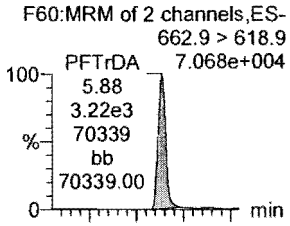

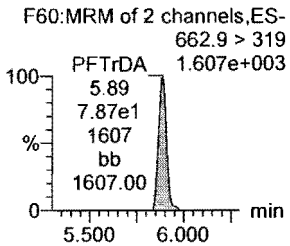

d5-N-EtFOSAA

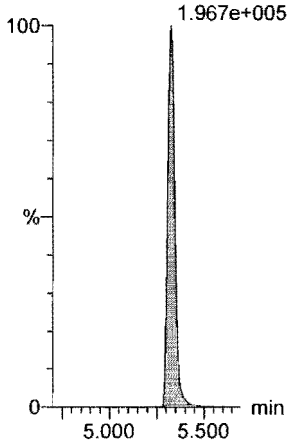

13C2-PFDoA

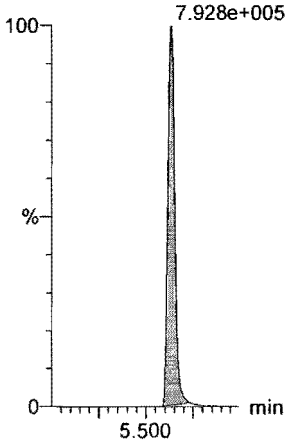

13C8-PFOS

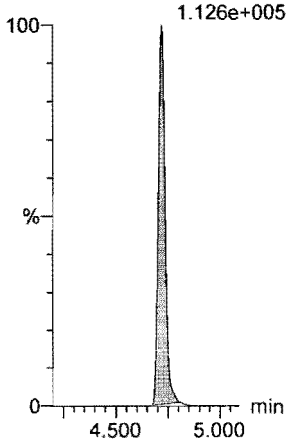

13C2-PFUdA

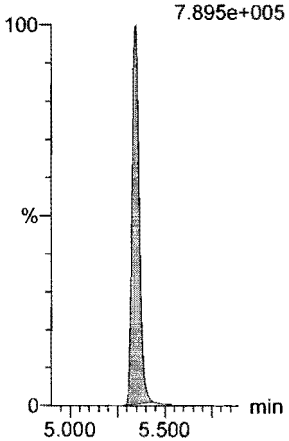

d3-N-MeFOSA

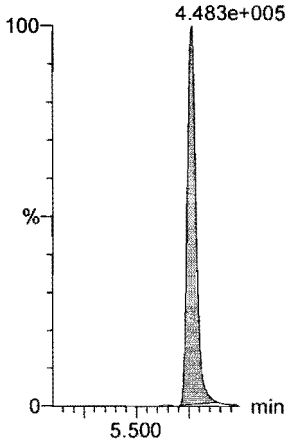

13C2-PFDoA

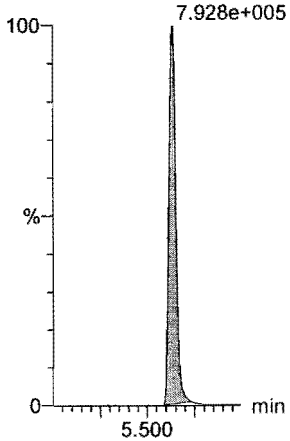

Dataset: F:\Projects\PFAS.PRO\Results\180827M3\180827M3-CRV.qld

Last Altered: Tuesday, August 28, 2018 10:34:19 Pacific Daylight Time
Printed: Tuesday, August 28, 2018 10:34:56 Pacific Daylight Time

Name: 180827M3_4, Date: 27-Aug-2018, Time: 19:49:36, ID: ST180827M3-3 PFC CS0 18H1703, Description: PFC CS0 18H1703

PFTeDA

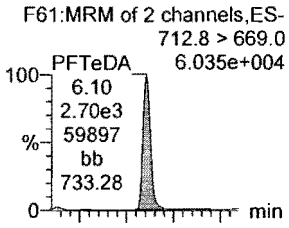

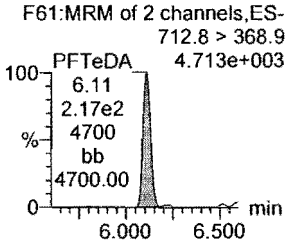

N-EtFOSA

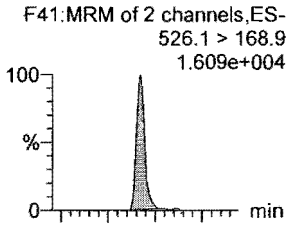

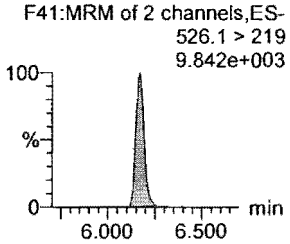

PFHxDA

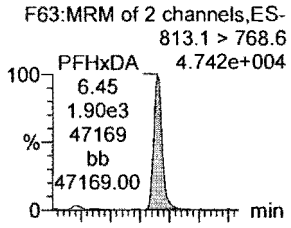

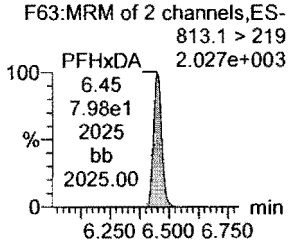

PFODA



N-MeFOSE

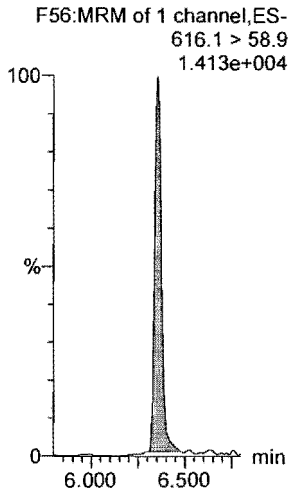

N-EtFOSE

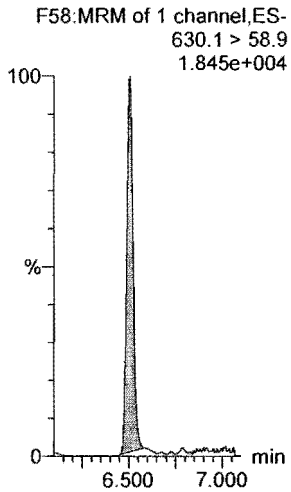

13C2-PFTeDA

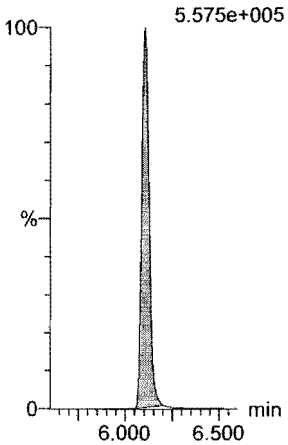

d5-N-ETFOSA

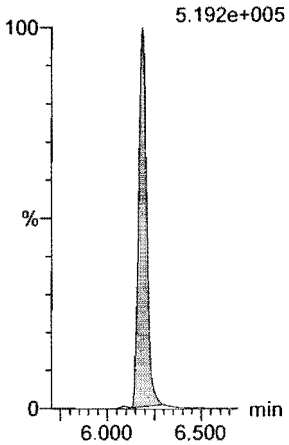

13C2-PFHxDA

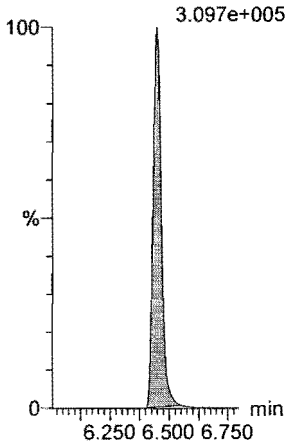

13C2-PFHxDA

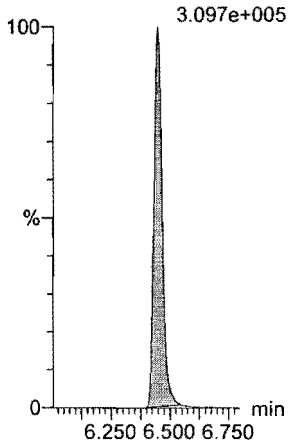

d7-N-MeFOSE

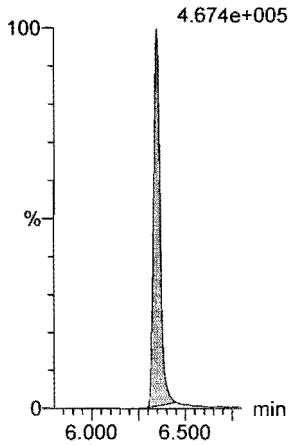

d9-N-EtFOSE

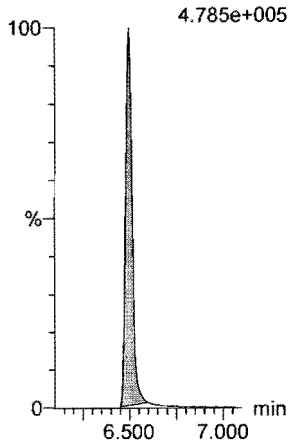

Dataset: F:\Projects\PFAS.PRO\Results\180827M3\180827M3-CRV.qld

Last Altered: Tuesday, August 28, 2018 10:34:19 Pacific Daylight Time
Printed: Tuesday, August 28, 2018 10:34:56 Pacific Daylight Time

Name: 180827M3_4, Date: 27-Aug-2018, Time: 19:49:36, ID: ST180827M3-3 PFC CS0 18H1703, Description: PFC CS0 18H1703

13C4-PFBA

F4:MRM of 1 channel,ES-
217. > 172
1.328e+005

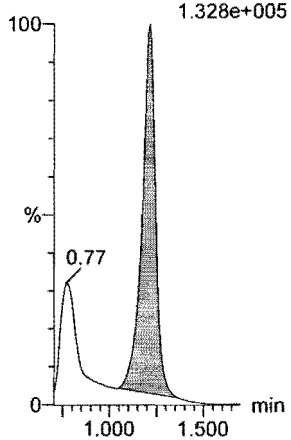

13C5-PFHxA

F11:MRM of 1 channel,ES-
318 > 272.9
8.776e+005

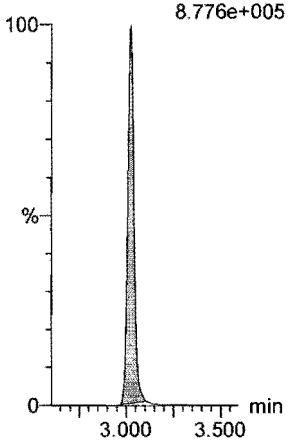

13C3-PFHxS

F19:MRM of 1 channel,ES-
401.8 > 79.9
9.779e+004

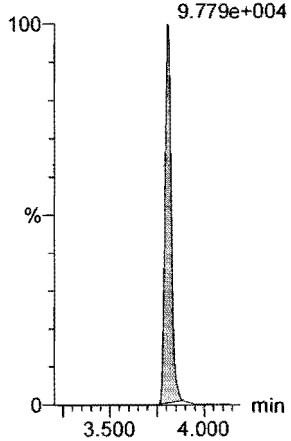

13C8-PFOA

F23:MRM of 1 channel,ES-
420.9 > 376
9.328e+005

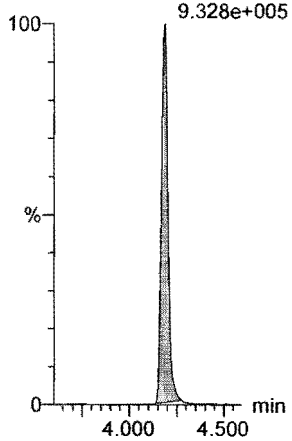

13C9-PFNA

F29:MRM of 1 channel,ES-
472.2 > 426.9
7.659e+005

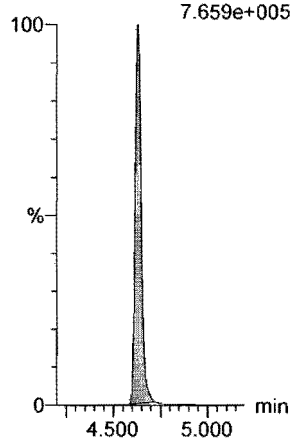

13C4-PFOS

F33:MRM of 1 channel,ES-
503 > 79.9
1.075e+005



13C6-PFDA

F40:MRM of 1 channel,ES-
519.1 > 473.7
6.983e+005

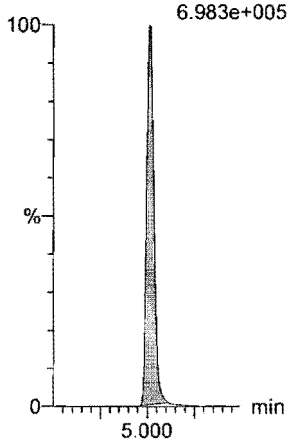

13C7-PFUdA

F49:MRM of 1 channel,ES-
570.1 > 524.8
8.341e+005

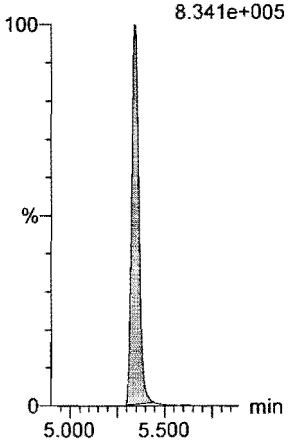

Dataset: F:\Projects\PFAS.PRO\Results\180827M3\180827M3-CRV.qld

Last Altered: Tuesday, August 28, 2018 10:34:19 Pacific Daylight Time
Printed: Tuesday, August 28, 2018 10:34:56 Pacific Daylight Time

Name: 180827M3_5, Date: 27-Aug-2018, Time: 20:00:15, ID: ST180827M3-4 PFC CS1 18H1704, Description: PFC CS1 18H1704

PFBA

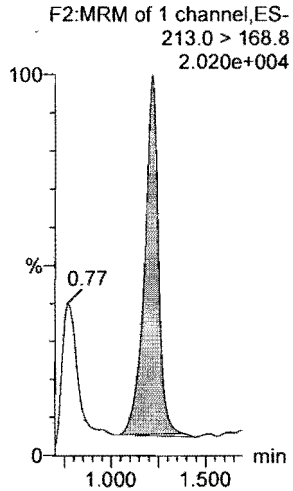

PFPeA

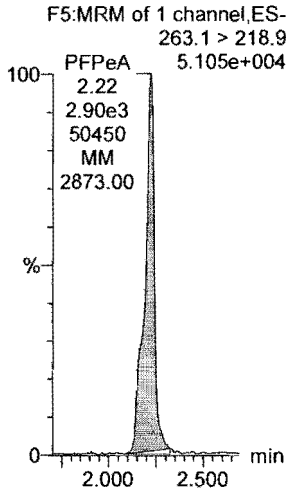

PFBS

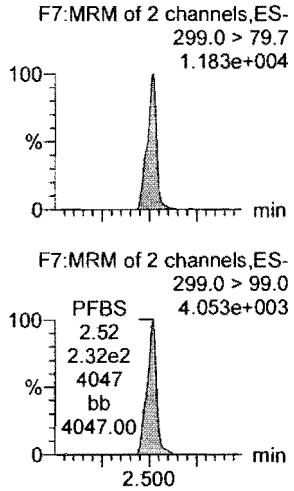

4:2 FTS

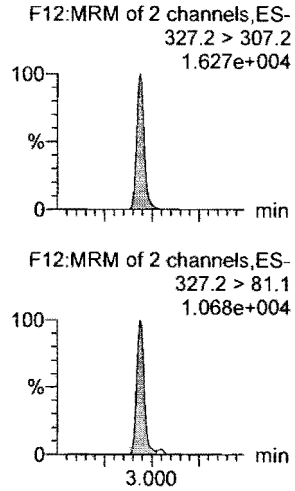

PFHxA

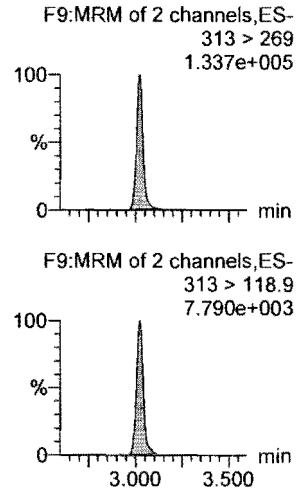

PFPeS

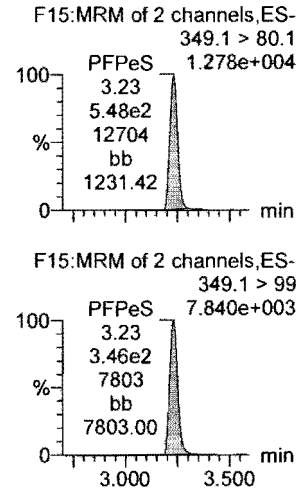

13C3-PFBA

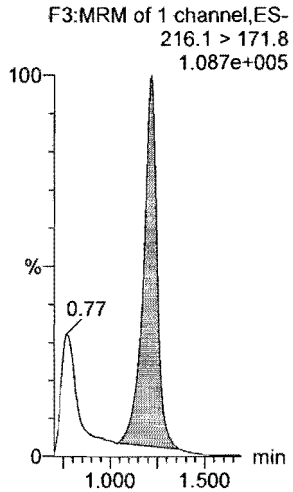

13C3-PFPeA

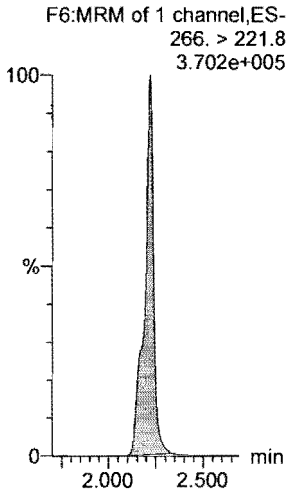

13C3-PFBS

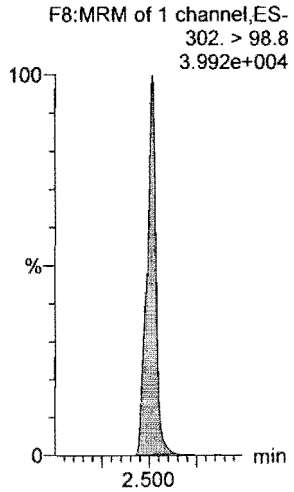

13C2-4:2 FTS

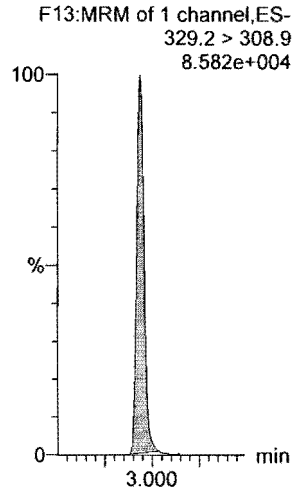

13C2-PFHxA

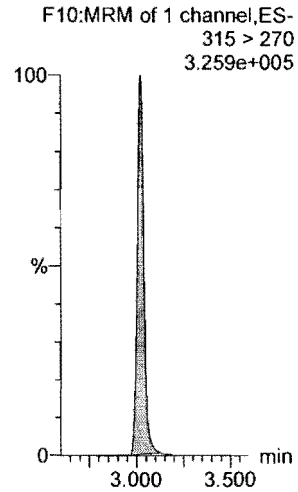

13C3-PFBS

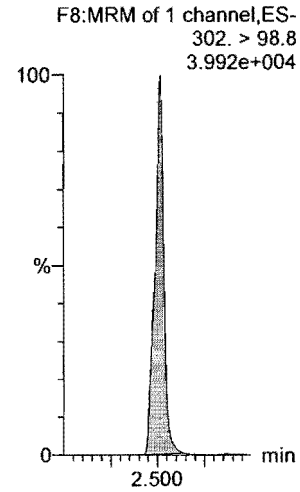

Dataset: F:\Projects\PFAS.PRO\Results\180827M3\180827M3-CRV.qld

Last Altered: Tuesday, August 28, 2018 10:34:19 Pacific Daylight Time
Printed: Tuesday, August 28, 2018 10:34:56 Pacific Daylight Time

Name: 180827M3_5, Date: 27-Aug-2018, Time: 20:00:15, ID: ST180827M3-4 PFC CS1 18H1704, Description: PFC CS1 18H1704

6:2 FTS

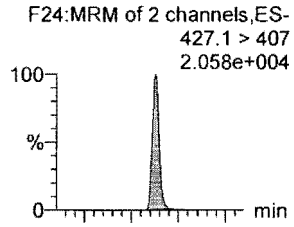

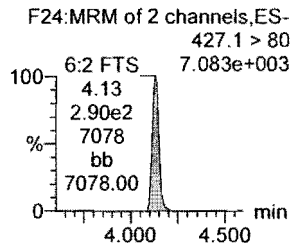

13C2-6:2 FTS

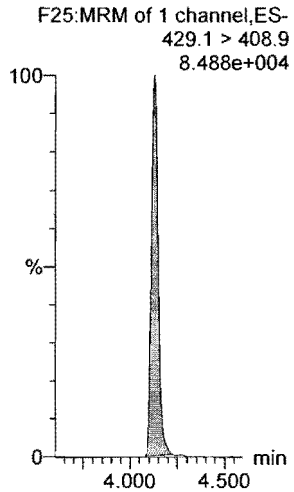

PFHpA

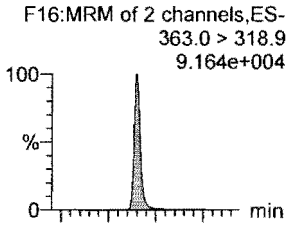

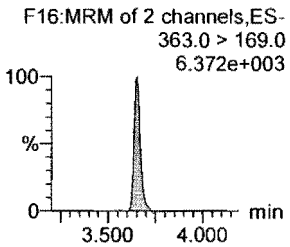

13C4-PFHpA

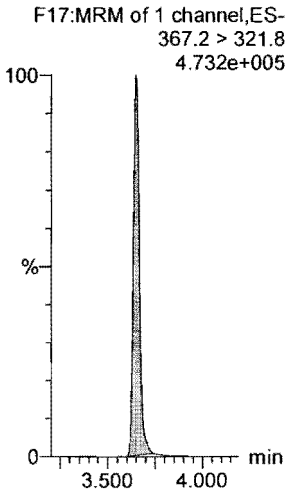

L-PFHxS

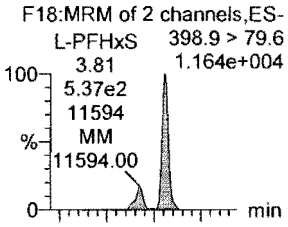

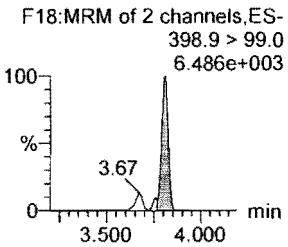

18O2-PFHxS

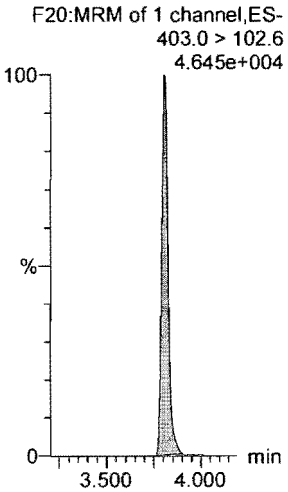

L-PFOA

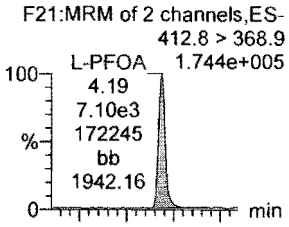

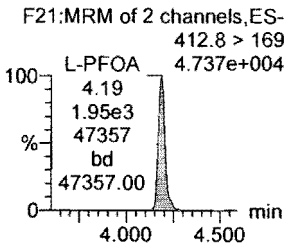

13C2-PFOA

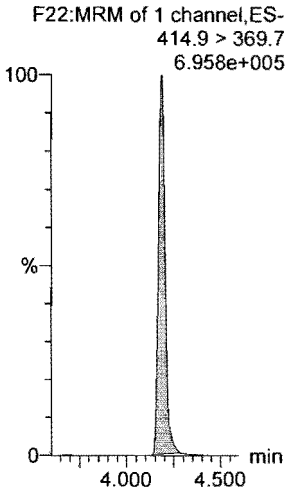

PFHpS

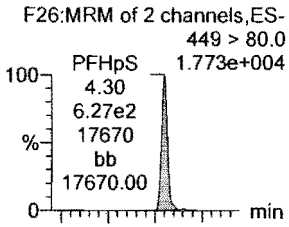

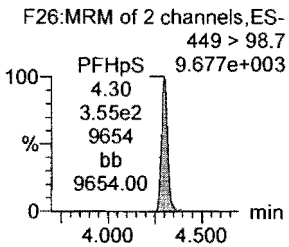

13C8-PFOS

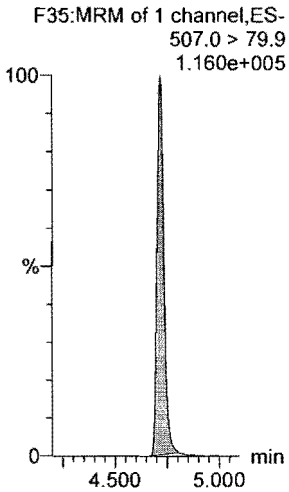

PFNA

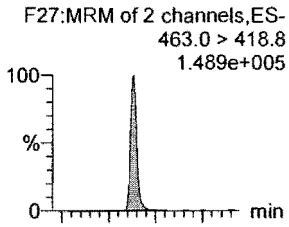

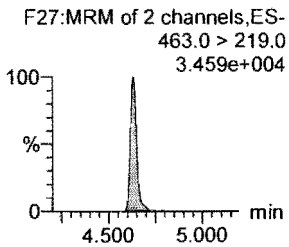

13C5-PFNA

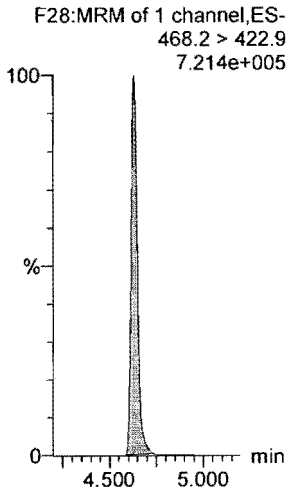

Dataset: F:\Projects\PFAS.PRO\Results\180827M3\180827M3-CRV.qld

Last Altered: Tuesday, August 28, 2018 10:34:19 Pacific Daylight Time
Printed: Tuesday, August 28, 2018 10:34:56 Pacific Daylight Time

Name: 180827M3_5, Date: 27-Aug-2018, Time: 20:00:15, ID: ST180827M3-4 PFC CS1 18H1704, Description: PFC CS1 18H1704

PFOSA

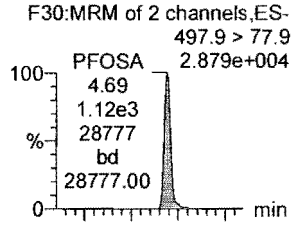

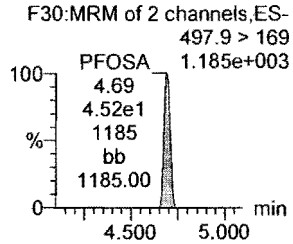

L-PFOS

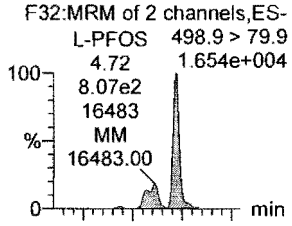

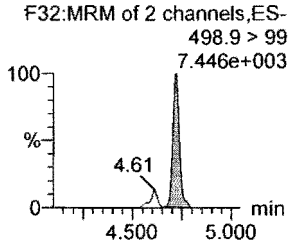

PFDA

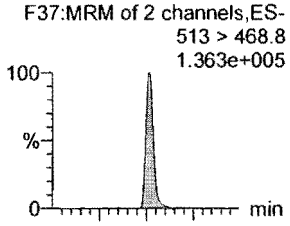

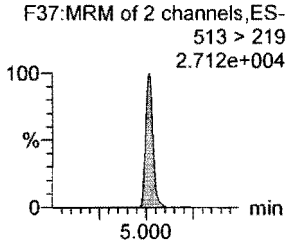

8:2 FTS

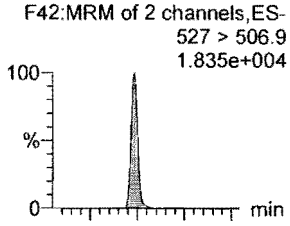

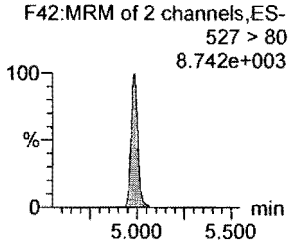

PFNS

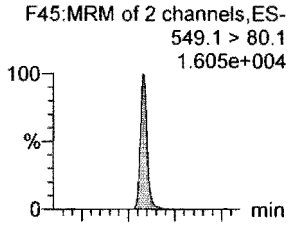

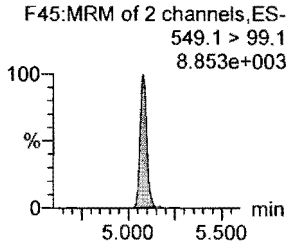

L-MeFOSAA

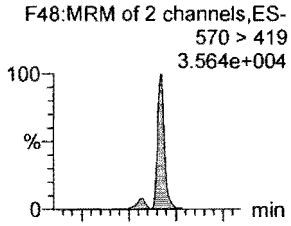

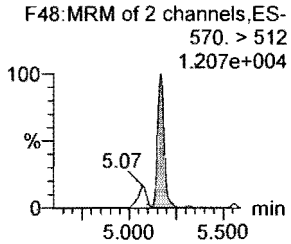

13C8-PFOSA

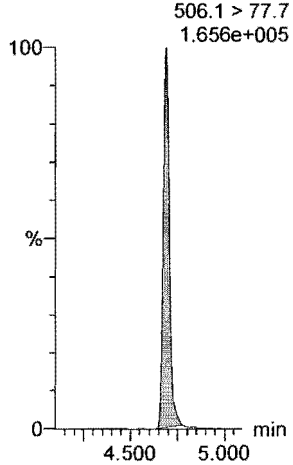

13C8-PFOS

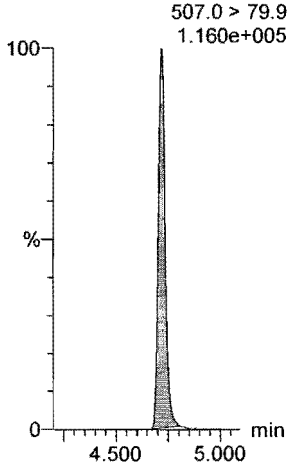

13C2-PFDA

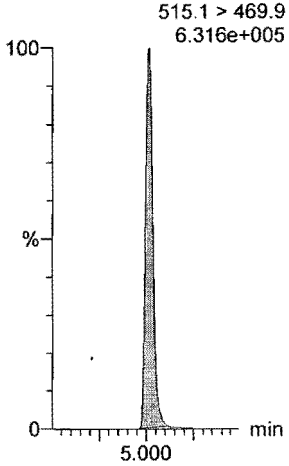

13C2-8:2 FTS

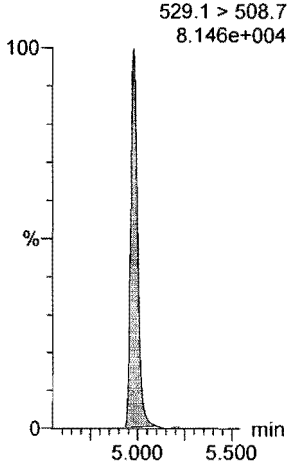

13C8-PFOS

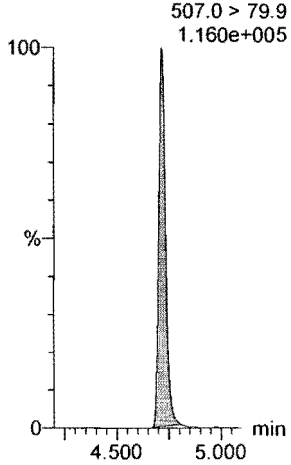

d3-N-MeFOSAA

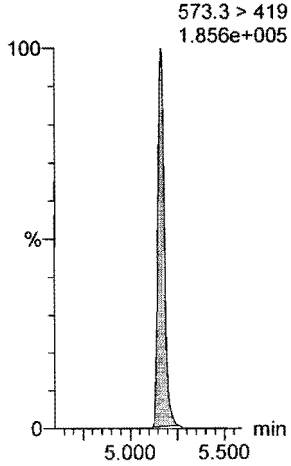

Dataset: F:\Projects\PFAS.PRO\Results\180827M3\180827M3-CRV.qld

Last Altered: Tuesday, August 28, 2018 10:34:19 Pacific Daylight Time
Printed: Tuesday, August 28, 2018 10:34:56 Pacific Daylight Time

Name: 180827M3_5, Date: 27-Aug-2018, Time: 20:00:15, ID: ST180827M3-4 PFC CS1 18H1704, Description: PFC CS1 18H1704

L-EtFOSAA

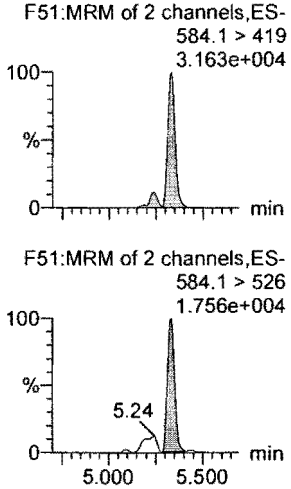

PFDoA

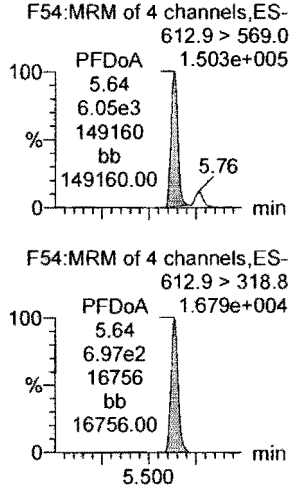

PFDS

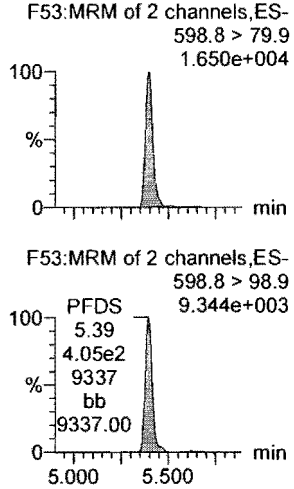

PFUdA

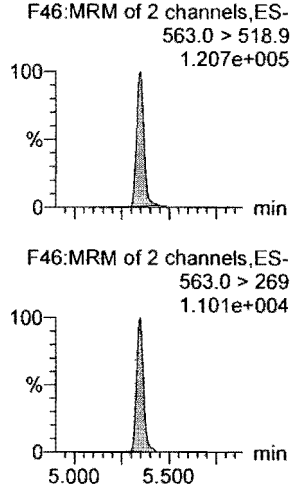

N-MeFOSA

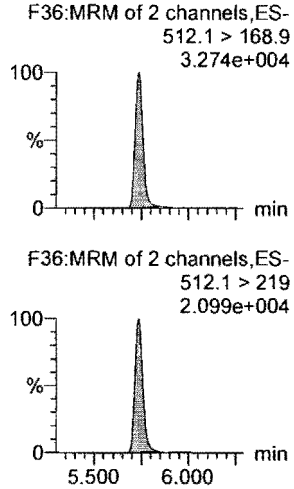

PFTrDA

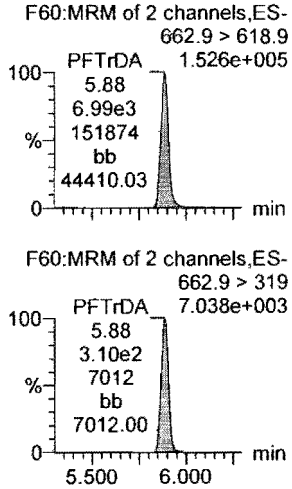

d5-N-EtFOSAA

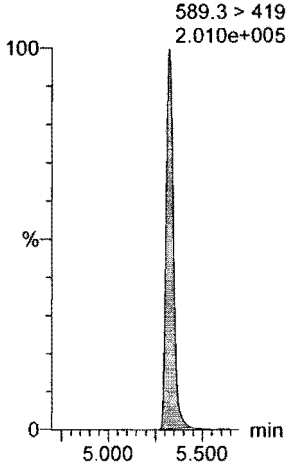

13C2-PFDoA

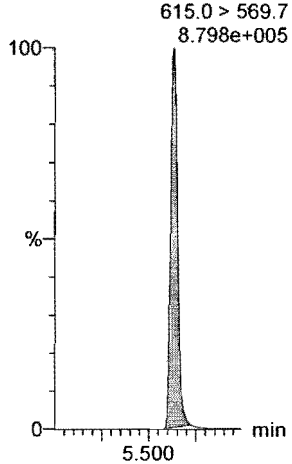

13C8-PFOS

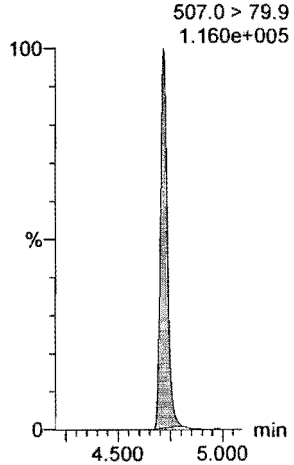

13C2-PFUdA

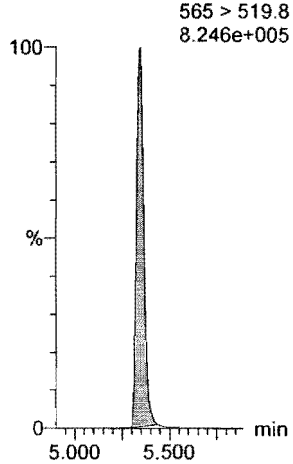

d3-N-MeFOSA

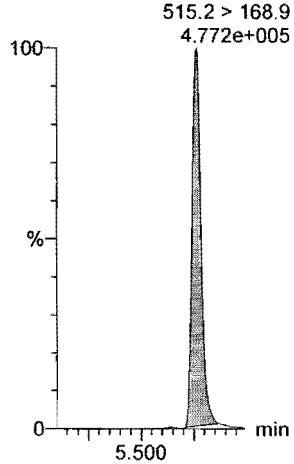

13C2-PFDoA

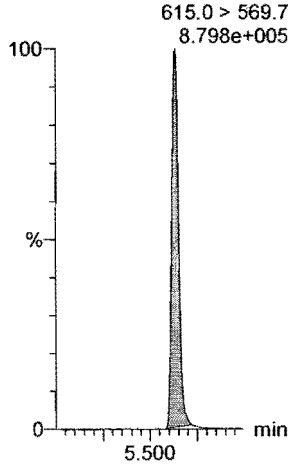

Dataset: F:\Projects\PFAS.PRO\Results\180827M3\180827M3-CRV.qld

Last Altered: Tuesday, August 28, 2018 10:34:19 Pacific Daylight Time
Printed: Tuesday, August 28, 2018 10:34:56 Pacific Daylight Time

Name: 180827M3_5, Date: 27-Aug-2018, Time: 20:00:15, ID: ST180827M3-4 PFC CS1 18H1704, Description: PFC CS1 18H1704

PFTeDA

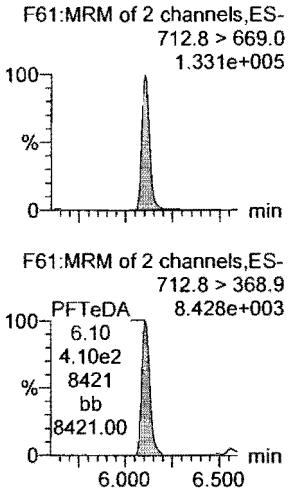

N-EtFOSA

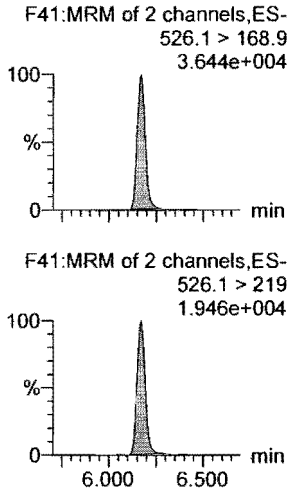

PFHxDA

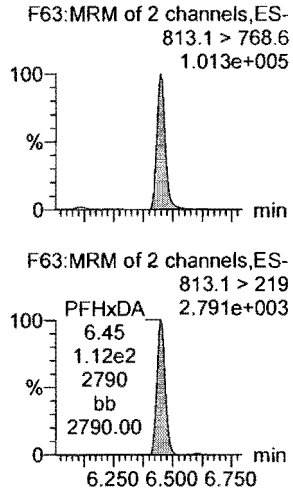

PFODA

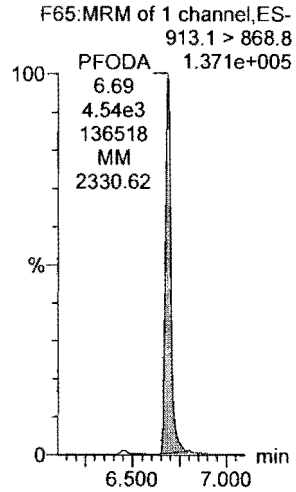

N-MeFOSE

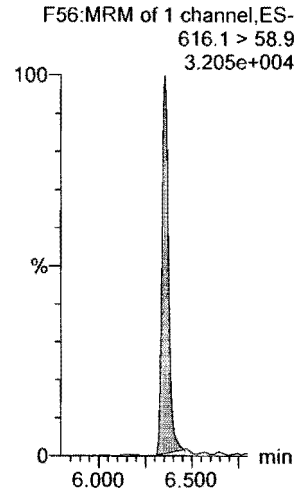

N-EtFOSE

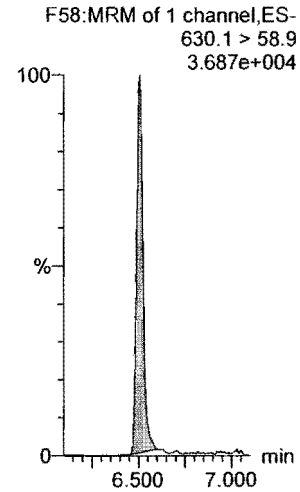

13C2-PFTeDA

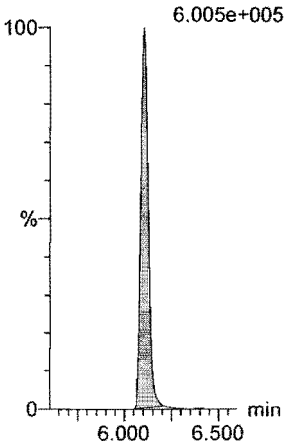

d5-N-ETFOSA

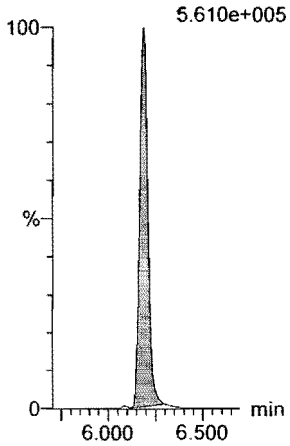

13C2-PFHxDA

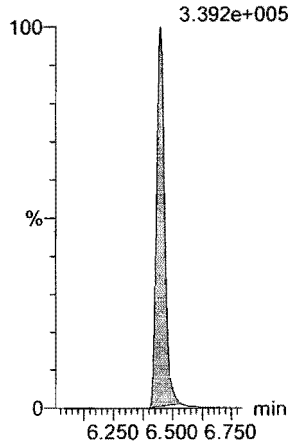

13C2-PFHxDA

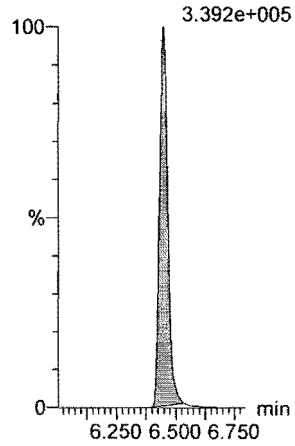

d7-N-MeFOSE

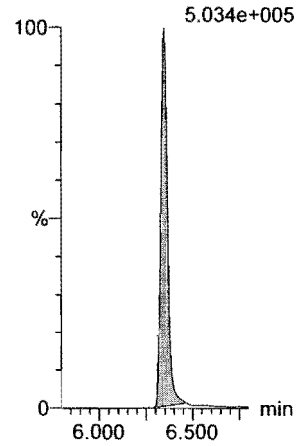

d9-N-EtFOSE

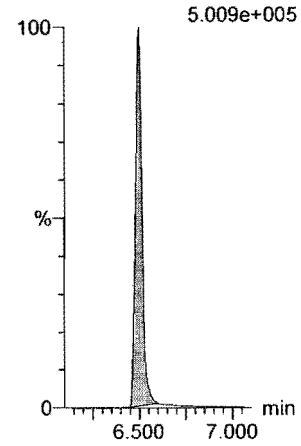

Dataset: F:\Projects\PFAS.PRO\Results\180827M3\180827M3-CRV.qld

Last Altered: Tuesday, August 28, 2018 10:34:19 Pacific Daylight Time
Printed: Tuesday, August 28, 2018 10:34:56 Pacific Daylight Time

Name: 180827M3_5, Date: 27-Aug-2018, Time: 20:00:15, ID: ST180827M3-4 PFC CS1 18H1704, Description: PFC CS1 18H1704

13C4-PFBA

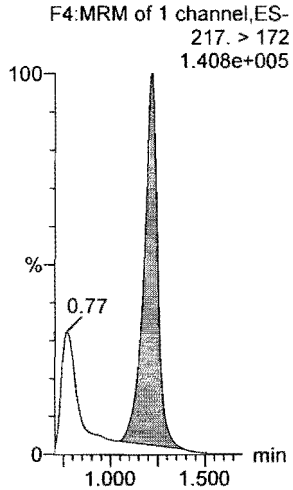

13C5-PFHxA

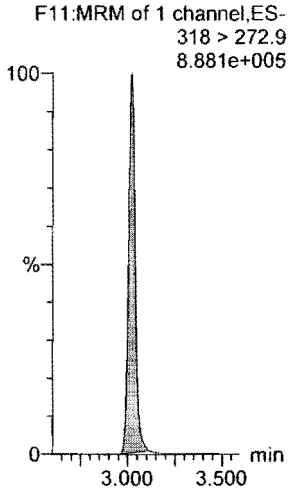

13C3-PFHxS

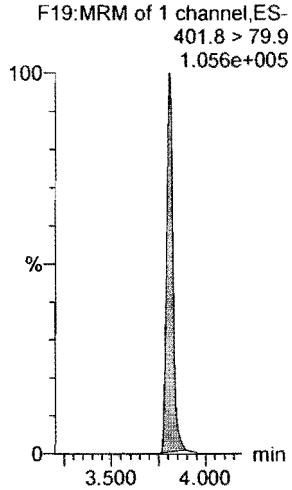

13C8-PFOA

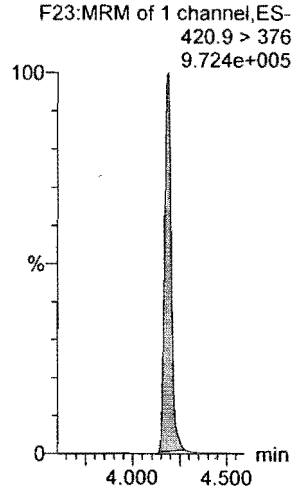

13C9-PFNA

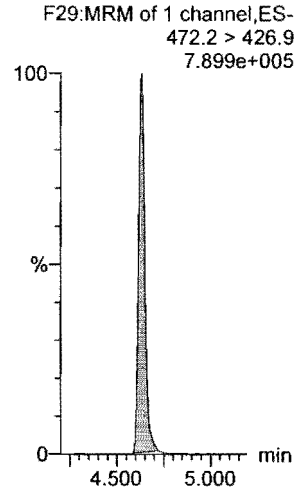

13C4-PFOS



13C6-PFDA

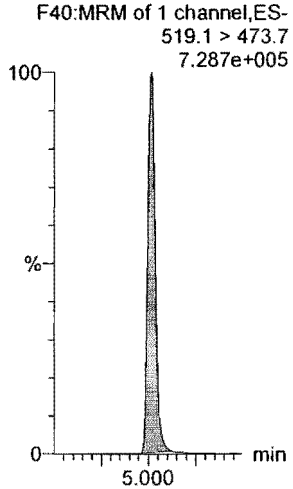

13C7-PFUdA

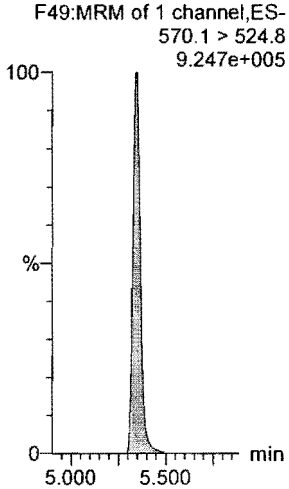

Dataset: F:\Projects\PFAS.PRO\Results\180827M3\180827M3-CRV.qld

Last Altered: Tuesday, August 28, 2018 10:34:19 Pacific Daylight Time
Printed: Tuesday, August 28, 2018 10:34:56 Pacific Daylight Time

Name: 180827M3_6, Date: 27-Aug-2018, Time: 20:10:47, ID: ST180827M3-5 PFC CS2 18H1705, Description: PFC CS2 18H1705

PFBA

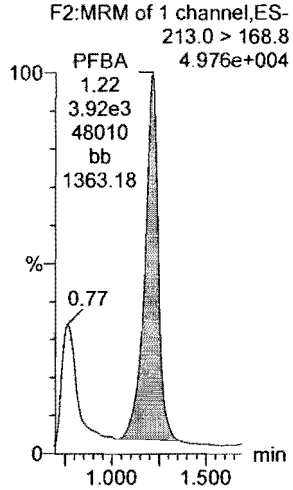

PFPeA

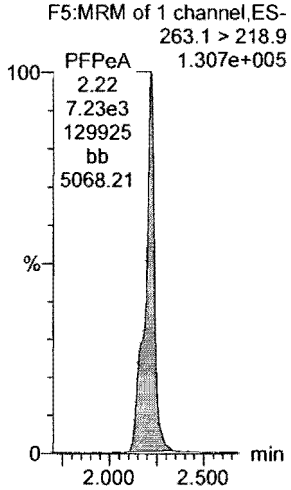

PFBS

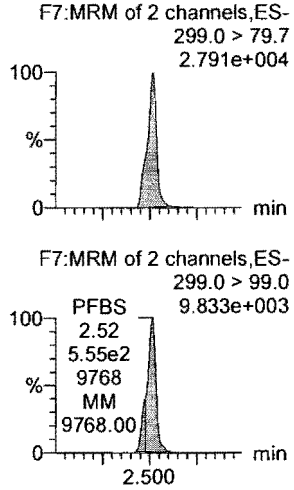

4:2 FTS

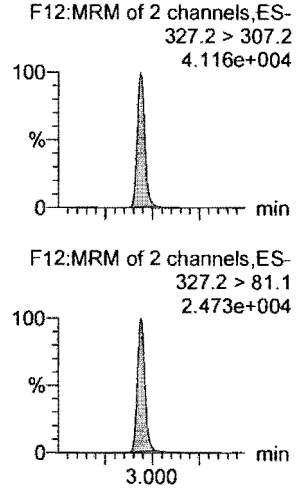

PFHxA

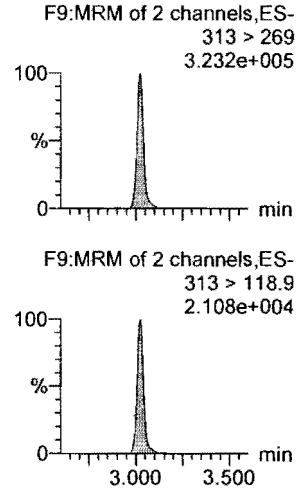

PFPeS

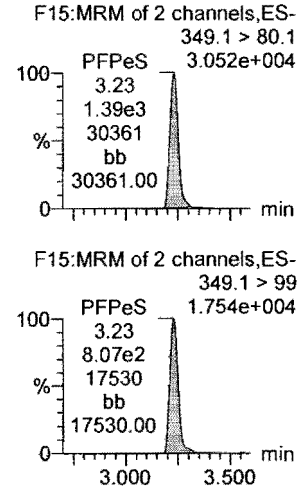

13C3-PFBA

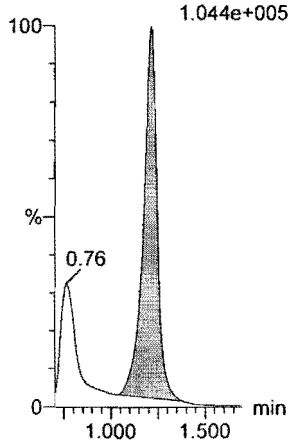

13C3-PFPeA

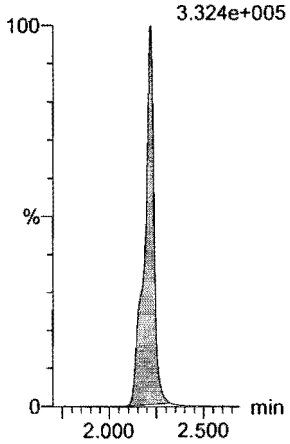

13C3-PFBS

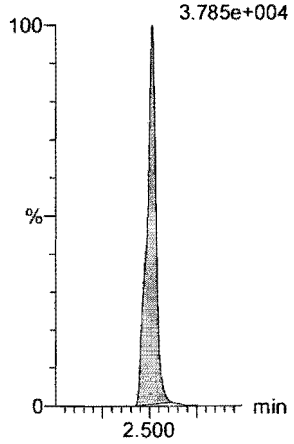

13C2-4:2 FTS

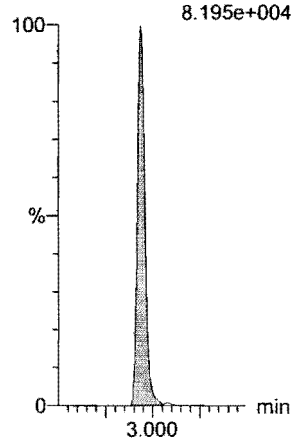

13C2-PFHxA

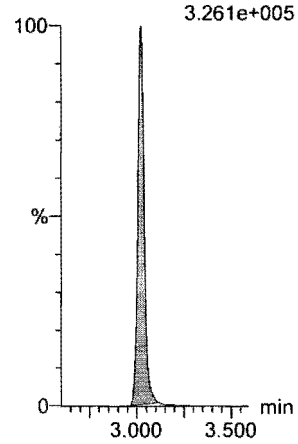

13C3-PFBS

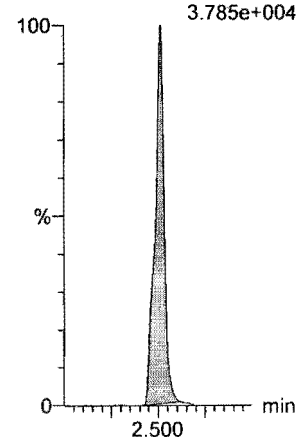

Dataset: F:\Projects\PFAS.PRO\Results\180827M3\180827M3-CRV.qld

Last Altered: Tuesday, August 28, 2018 10:34:19 Pacific Daylight Time
Printed: Tuesday, August 28, 2018 10:34:56 Pacific Daylight Time

Name: 180827M3_6, Date: 27-Aug-2018, Time: 20:10:47, ID: ST180827M3-5 PFC CS2 18H1705, Description: PFC CS2 18H1705

6:2 FTS

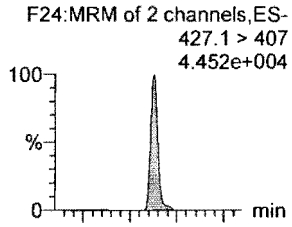

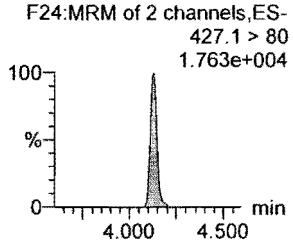

PFHpA

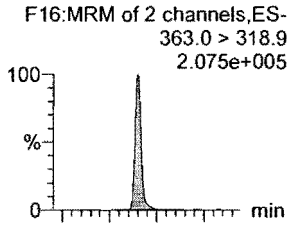

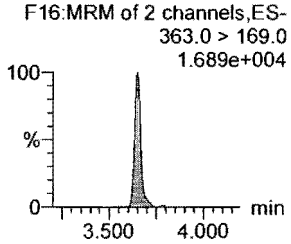

L-PFHxS

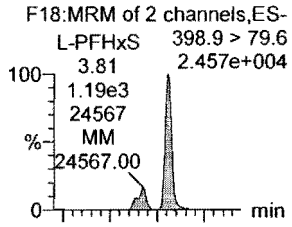

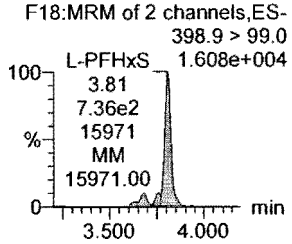

L-PFOA

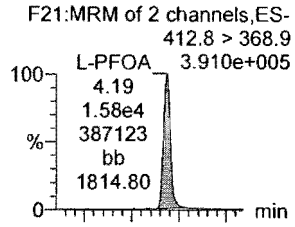

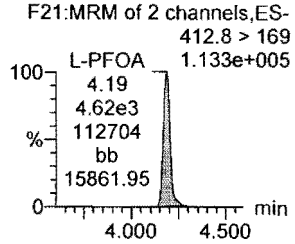

PFHpS

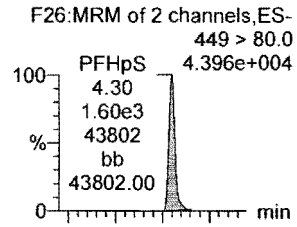

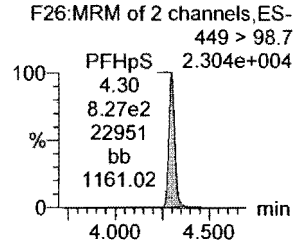

PFNA

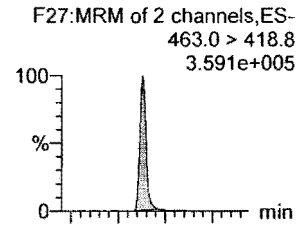

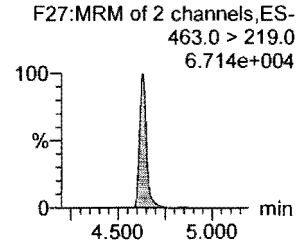

13C2-6:2 FTS

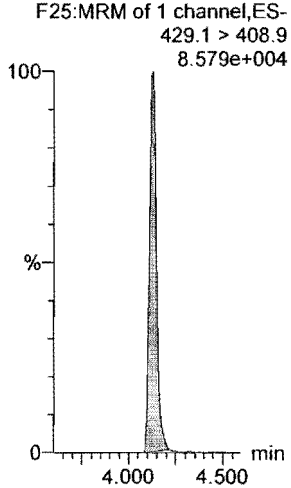

13C4-PFHpA

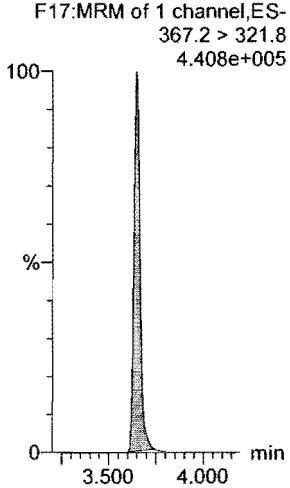

18O2-PFHxS

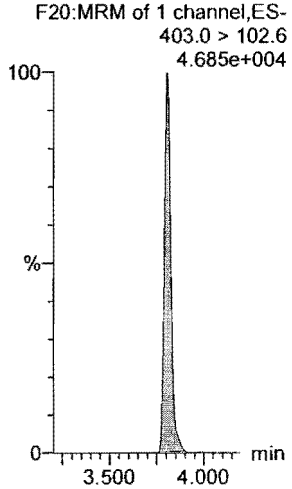

13C2-PFOA

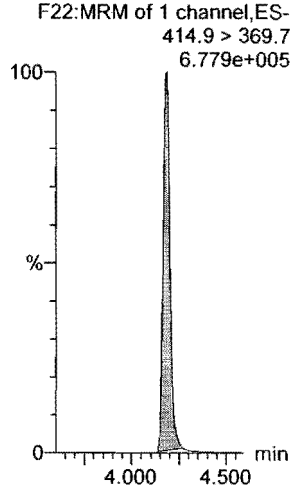

13C8-PFOS

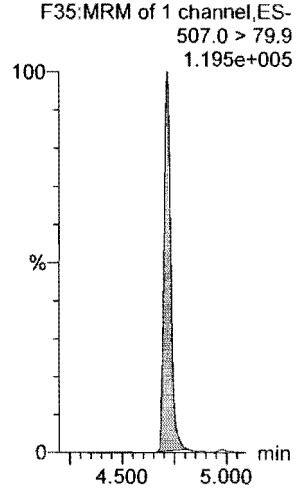

13C5-PFNA

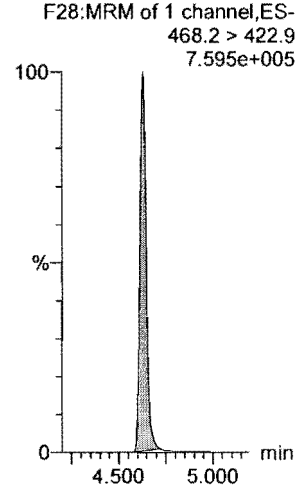

Dataset: F:\Projects\PFAS.PRO\Results\180827M3\180827M3-CRV.qld

Last Altered: Tuesday, August 28, 2018 10:34:19 Pacific Daylight Time
Printed: Tuesday, August 28, 2018 10:34:56 Pacific Daylight Time

Name: 180827M3_6, Date: 27-Aug-2018, Time: 20:10:47, ID: ST180827M3-5 PFC CS2 18H1705, Description: PFC CS2 18H1705

PFOSA

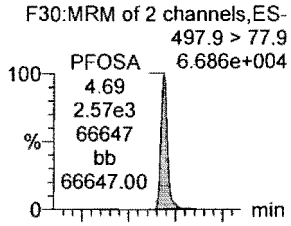

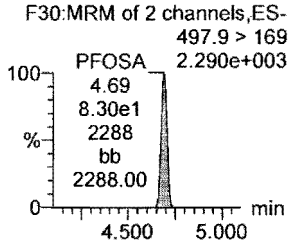

L-PFOS

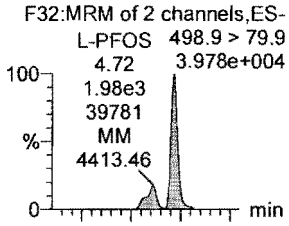

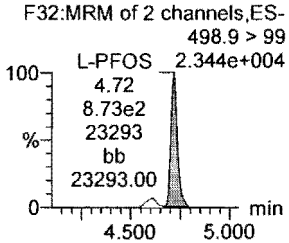

PFDA

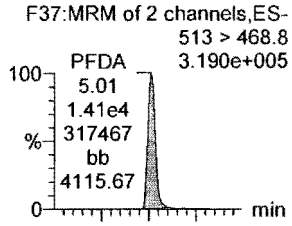

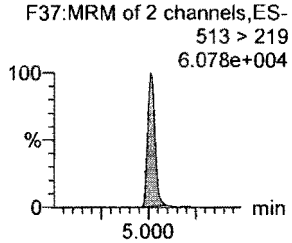

8:2 FTS

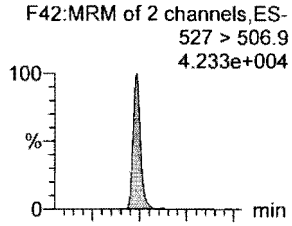

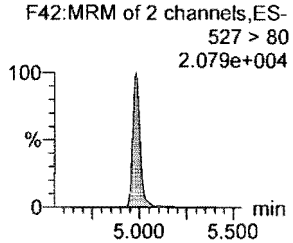

PFNS

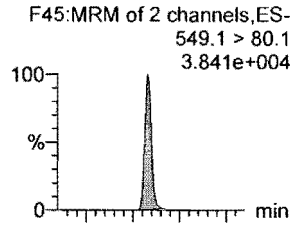

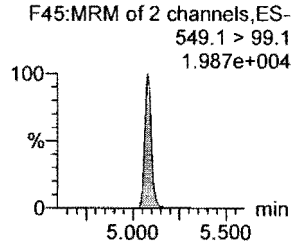

L-MeFOSAA

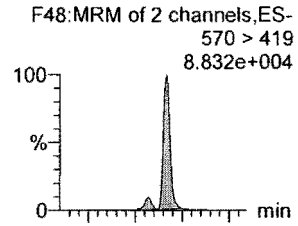

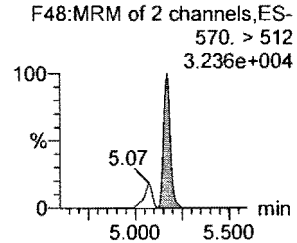

13C8-PFOSA

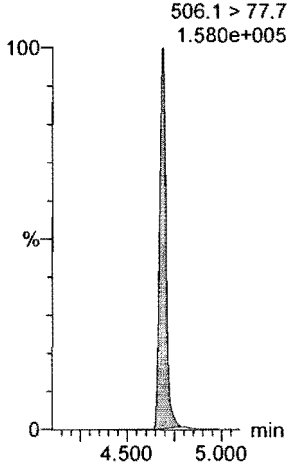

13C8-PFOS

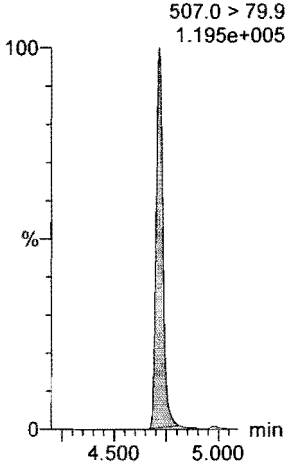

13C2-PFDA

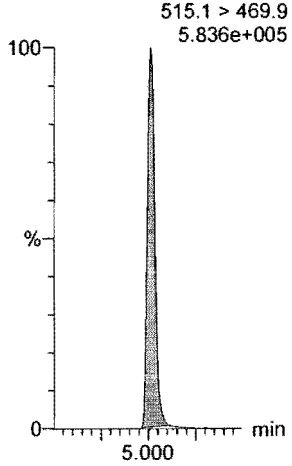

13C2-8:2 FTS

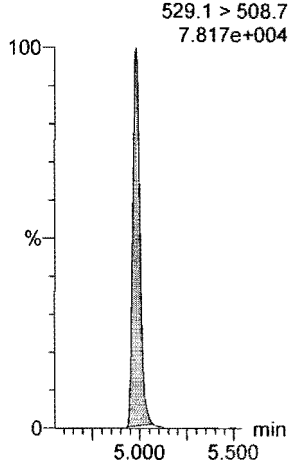

13C8-PFOS

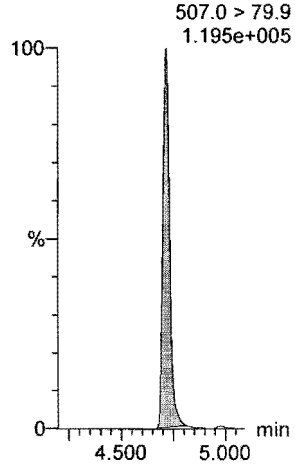

d3-N-MeFOSAA

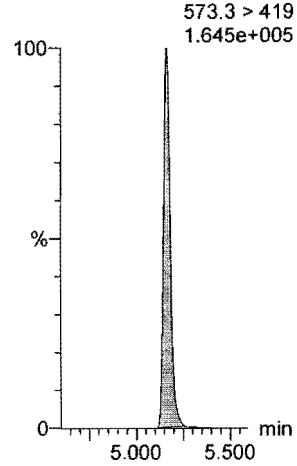

Dataset: F:\Projects\PFAS.PRO\Results\180827M3\180827M3-CRV.qld

Last Altered: Tuesday, August 28, 2018 10:34:19 Pacific Daylight Time
Printed: Tuesday, August 28, 2018 10:34:56 Pacific Daylight Time

Name: 180827M3_6, Date: 27-Aug-2018, Time: 20:10:47, ID: ST180827M3-5 PFC CS2 18H1705, Description: PFC CS2 18H1705

L-EtFOSAA

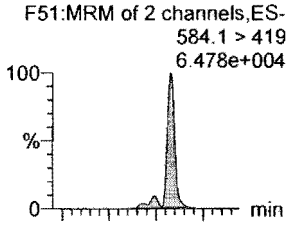

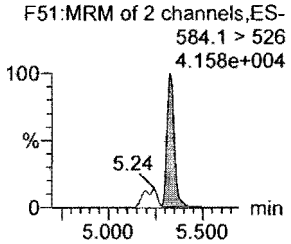

PFDoA

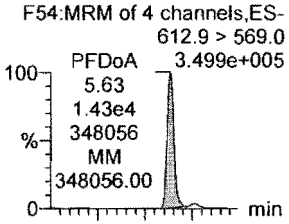

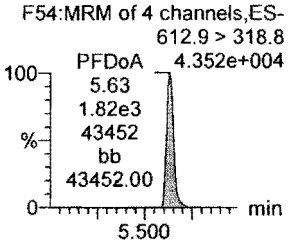

PFDS

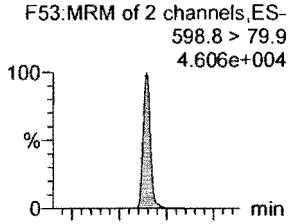

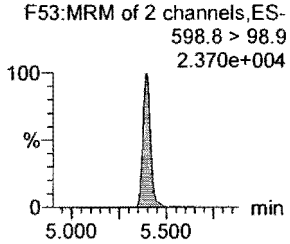

PFUdA

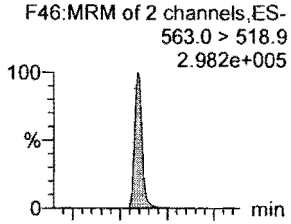

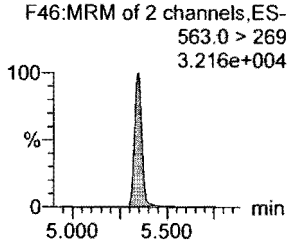

N-MeFOSA

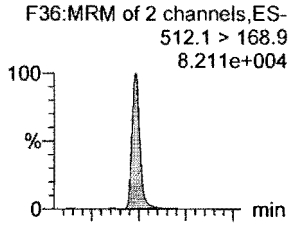

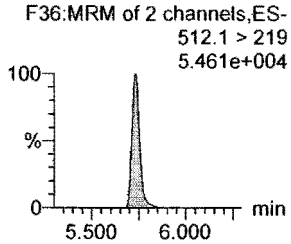

PFTrDA

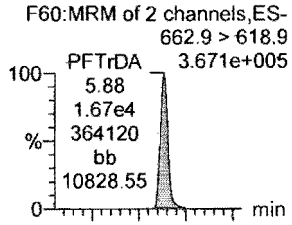

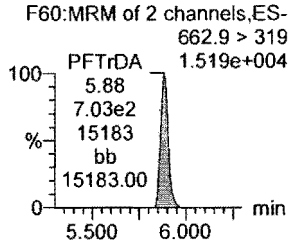

d5-N-EtFOSAA

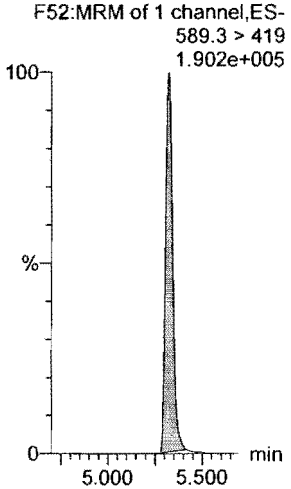

13C2-PFDoA

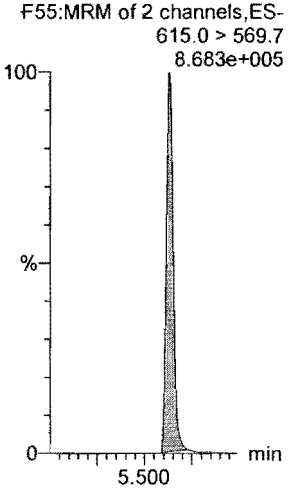

13C8-PFOS

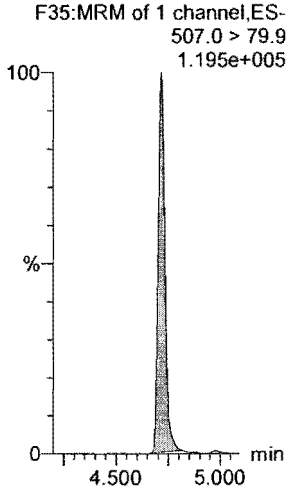

13C2-PFUdA

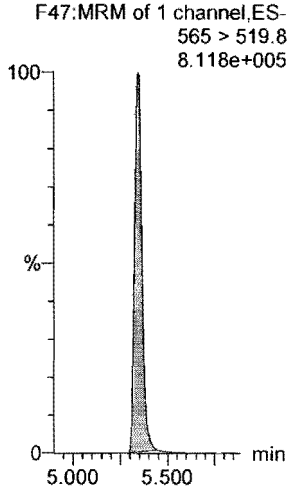

d3-N-MeFOSA

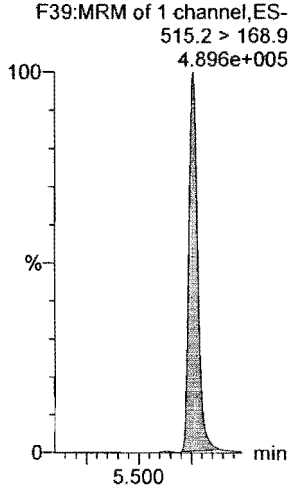

13C2-PFDoA

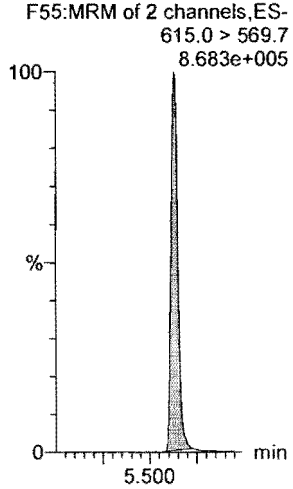

Dataset: F:\Projects\PFAS.PRO\Results\180827M3\180827M3-CRV.qld

Last Altered: Tuesday, August 28, 2018 10:34:19 Pacific Daylight Time
Printed: Tuesday, August 28, 2018 10:34:56 Pacific Daylight Time

Name: 180827M3_6, Date: 27-Aug-2018, Time: 20:10:47, ID: ST180827M3-5 PFC CS2 18H1705, Description: PFC CS2 18H1705

PFTeDA

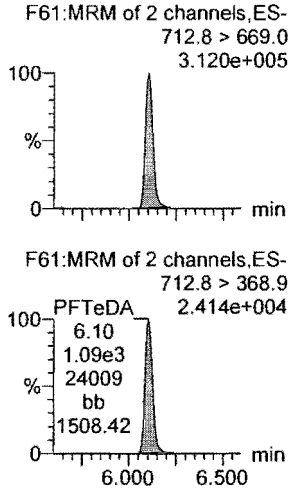

N-EtFOSA

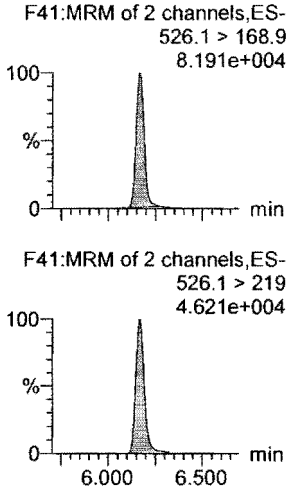

PFHxDA

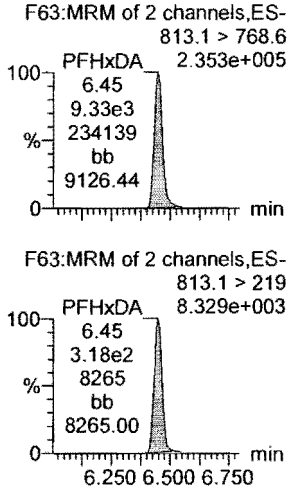

PFODA

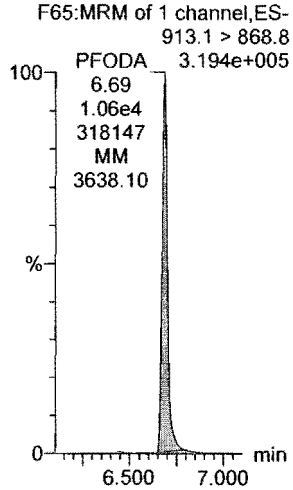

N-MeFOSE

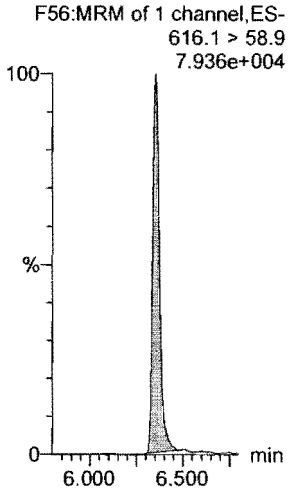

N-EtFOSE

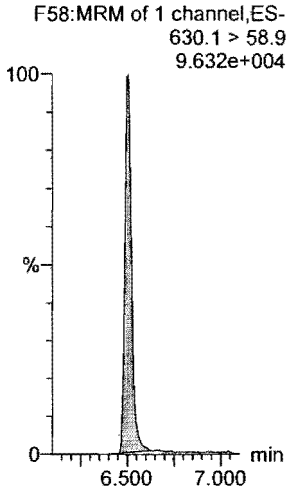

13C2-PFTeDA

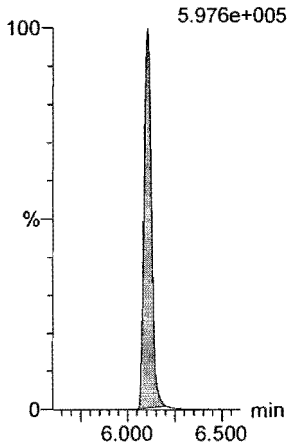

d5-N-ETFOSA

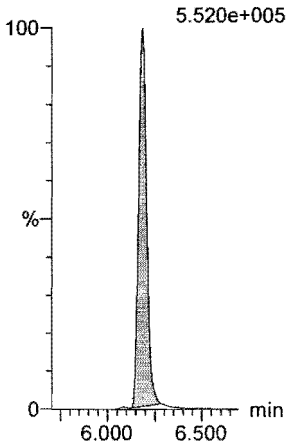

13C2-PFHxDA

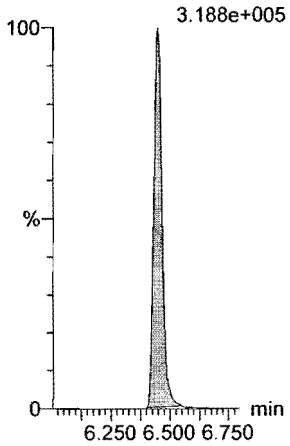

13C2-PFHxDA

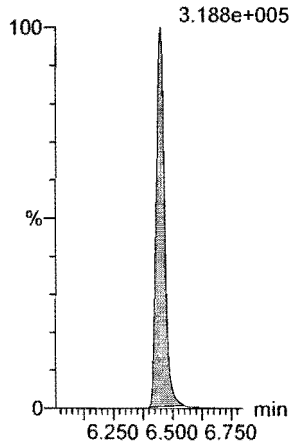

d7-N-MeFOSE

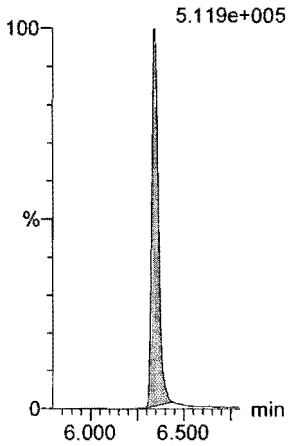

d9-N-EtFOSE

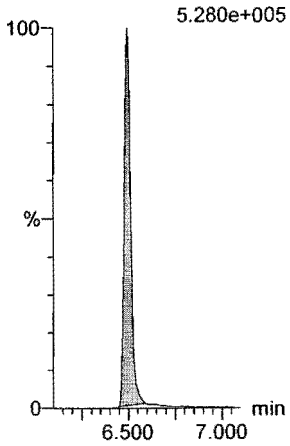

Dataset: F:\Projects\PFAS.PRO\Results\180827M3\180827M3-CRV.qld

Last Altered: Tuesday, August 28, 2018 10:34:19 Pacific Daylight Time
Printed: Tuesday, August 28, 2018 10:34:56 Pacific Daylight Time

Name: 180827M3_6, Date: 27-Aug-2018, Time: 20:10:47, ID: ST180827M3-5 PFC CS2 18H1705, Description: PFC CS2 18H1705

13C4-PFBA

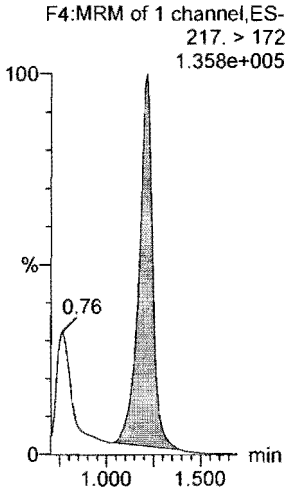

13C5-PFHxA

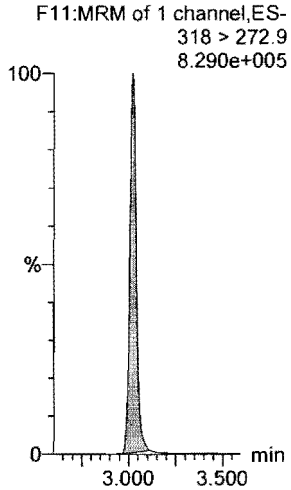

13C3-PFHxS

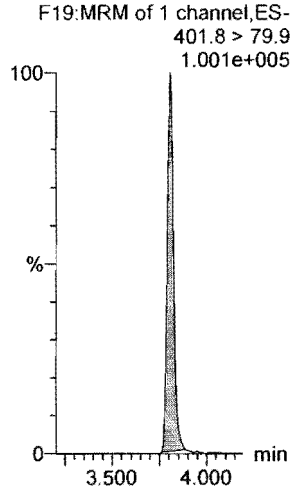

13C8-PFOA

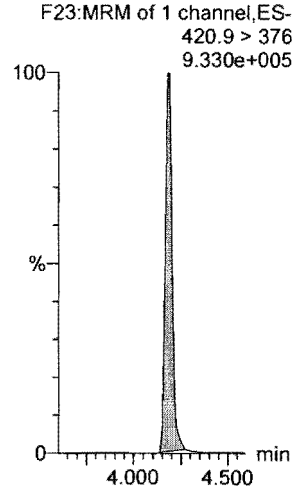

13C9-PFNA

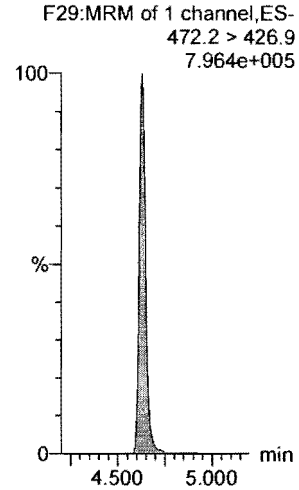

13C4-PFOS

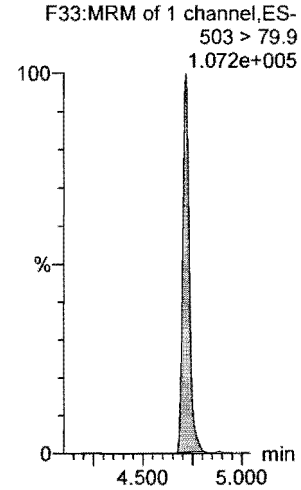

13C6-PFDA

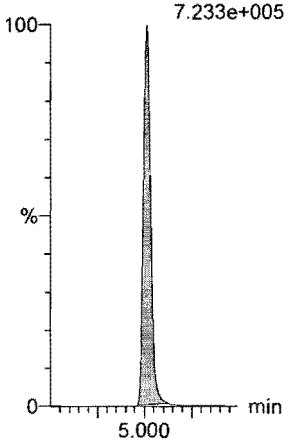

13C7-PFUdA

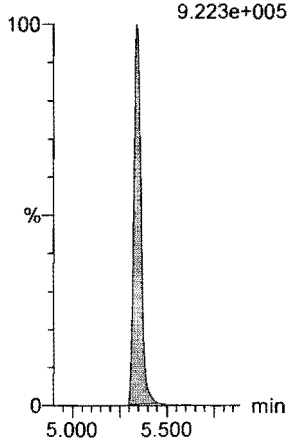

Dataset: F:\Projects\PFAS.PRO\Results\180827M3\180827M3-CRV.qld

Last Altered: Tuesday, August 28, 2018 10:34:19 Pacific Daylight Time
Printed: Tuesday, August 28, 2018 10:34:56 Pacific Daylight Time

Name: 180827M3_7, Date: 27-Aug-2018, Time: 20:21:26, ID: ST180827M3-6 PFC CS3 18H1706, Description: PFC CS3 18H1706

PFBA

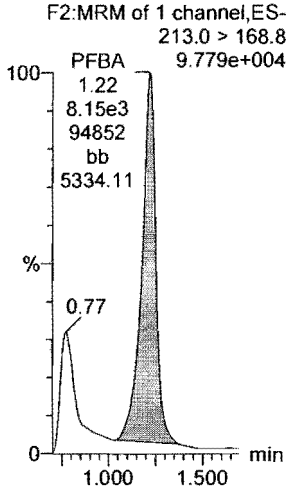

PFPeA

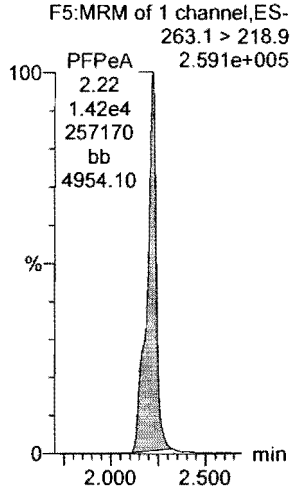

PFBS

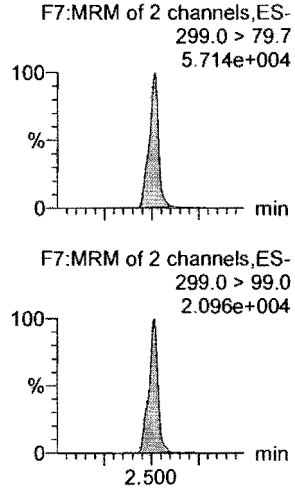

4:2 FTS

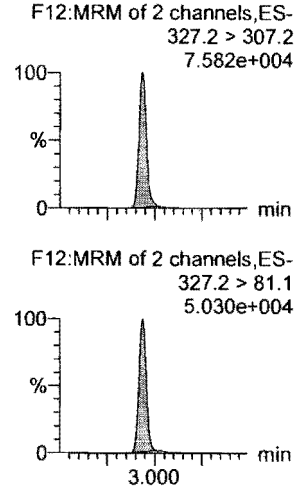

PFHxA

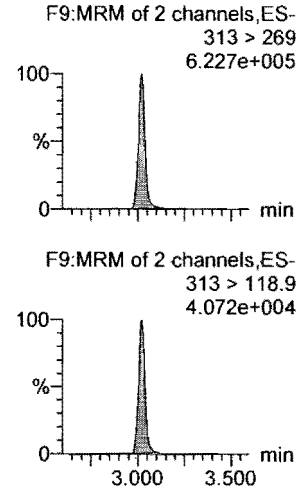

PFPeS

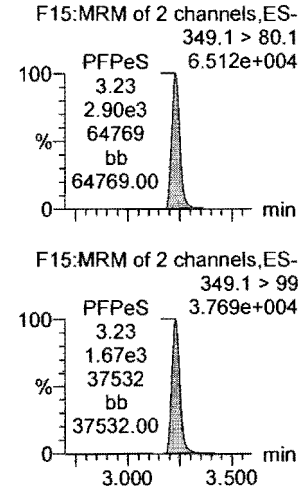

13C3-PFBA

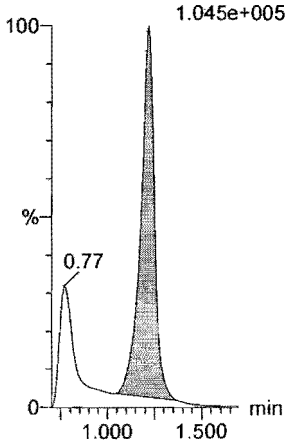

13C3-PFPeA

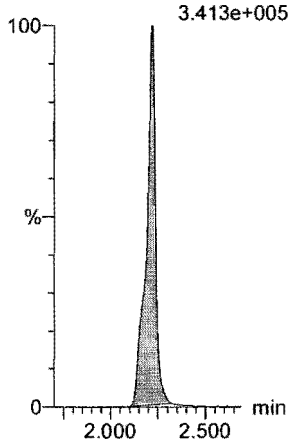

13C3-PFBS

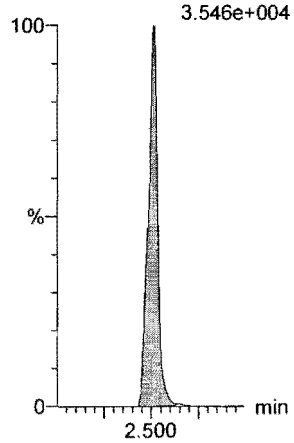

13C2-4:2 FTS

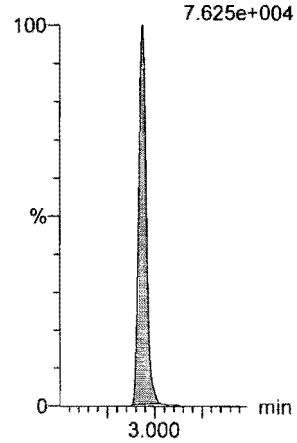

13C2-PFHxA

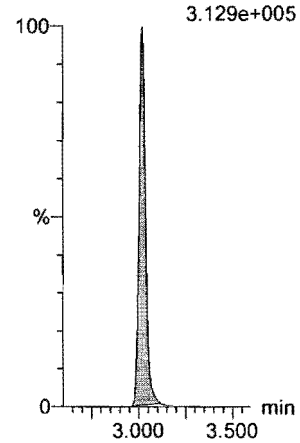

13C3-PFBS

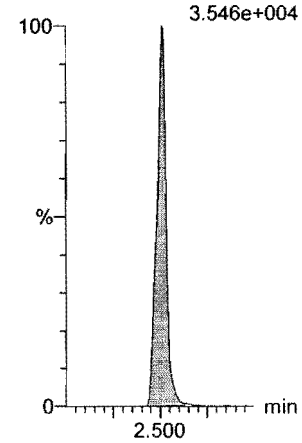

Dataset: F:\Projects\PFAS.PRO\Results\180827M3\180827M3-CRV.qld

Last Altered: Tuesday, August 28, 2018 10:34:19 Pacific Daylight Time
Printed: Tuesday, August 28, 2018 10:34:56 Pacific Daylight Time

Name: 180827M3_7, Date: 27-Aug-2018, Time: 20:21:26, ID: ST180827M3-6 PFC CS3 18H1706, Description: PFC CS3 18H1706

6:2 FTS

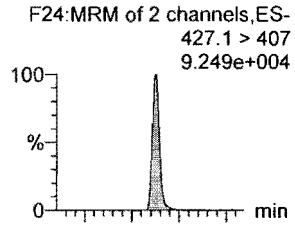

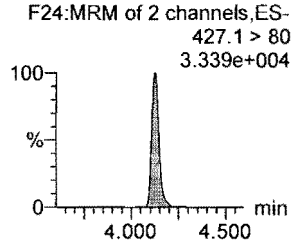

PFHpA

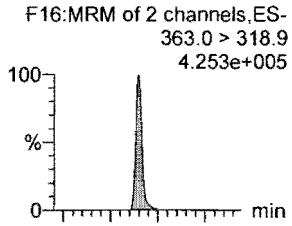

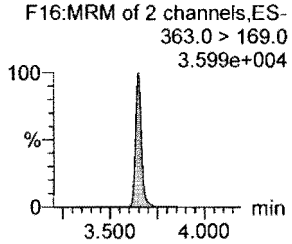

L-PFHxS

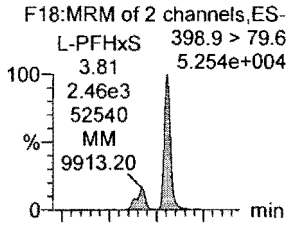

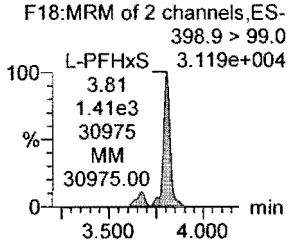

L-PFOA

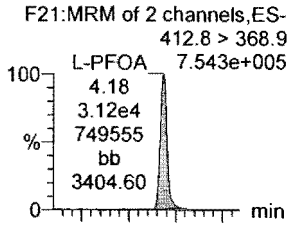

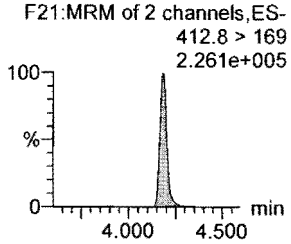

PFHpS

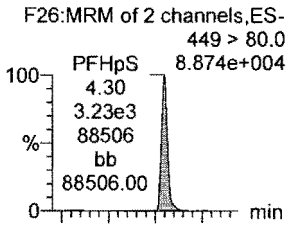

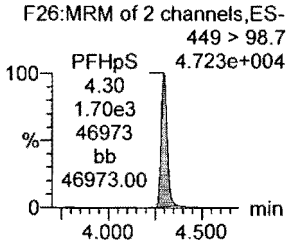

PFNA

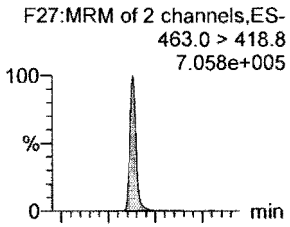

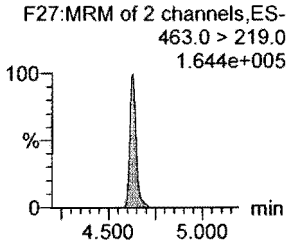

13C2-6:2 FTS

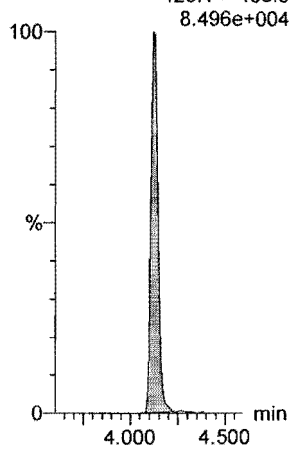

13C4-PFHpA

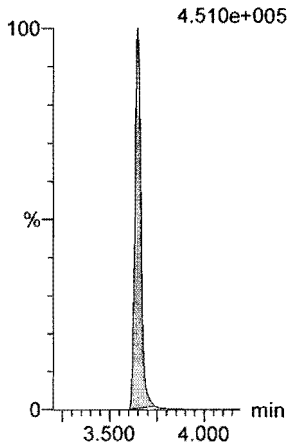

18O2-PFHxS

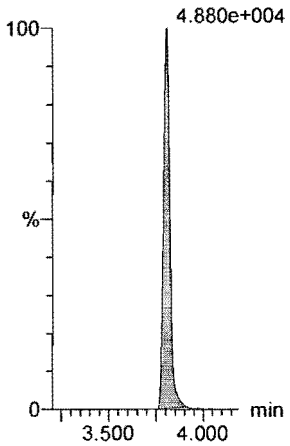

13C2-PFOA

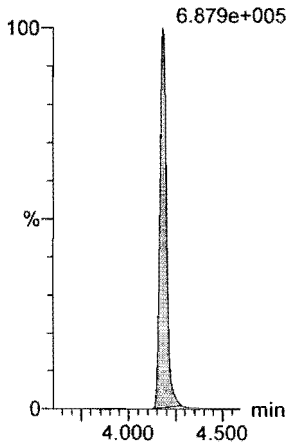

13C8-PFOS

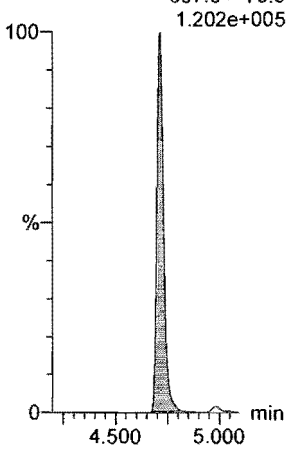

13C5-PFNA

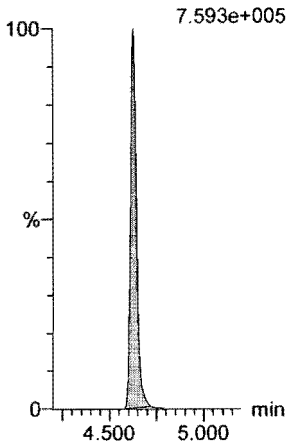

Dataset: F:\Projects\PFAS.PRO\Results\180827M3\180827M3-CRV.qld

Last Altered: Tuesday, August 28, 2018 10:34:19 Pacific Daylight Time
Printed: Tuesday, August 28, 2018 10:34:56 Pacific Daylight Time

Name: 180827M3_7, Date: 27-Aug-2018, Time: 20:21:26, ID: ST180827M3-6 PFC CS3 18H1706, Description: PFC CS3 18H1706

PFOSA

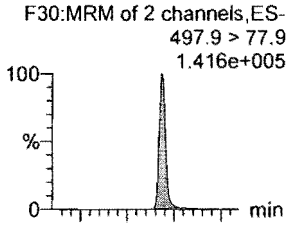

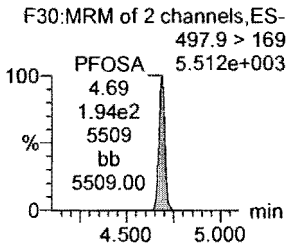

L-PFOS

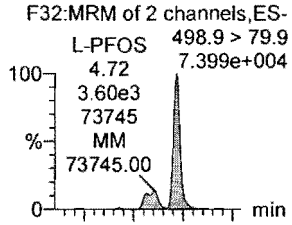

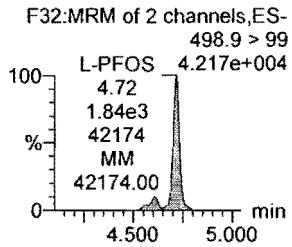

PFDA

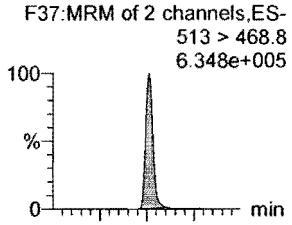

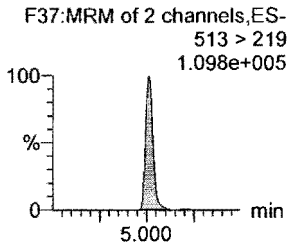

8:2 FTS

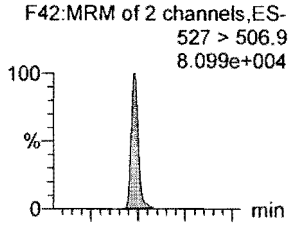

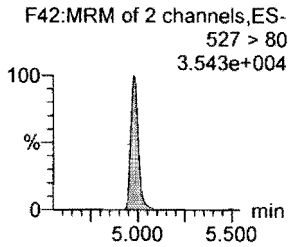

PFNS

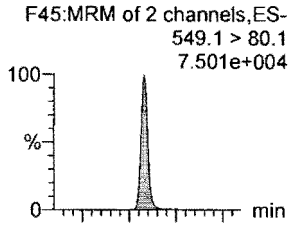

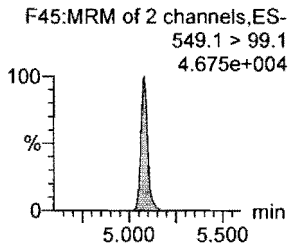

L-MeFOSAA

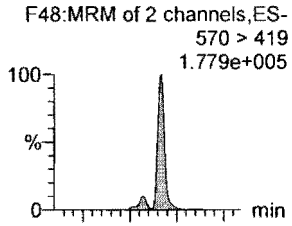

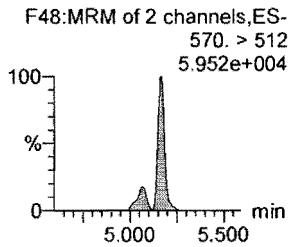

13C8-PFOSA

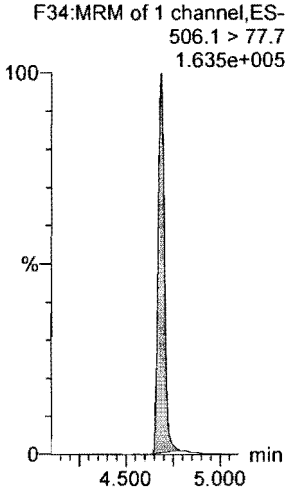

13C8-PFOS

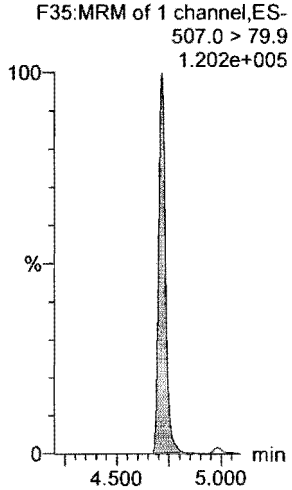

13C2-PFDA

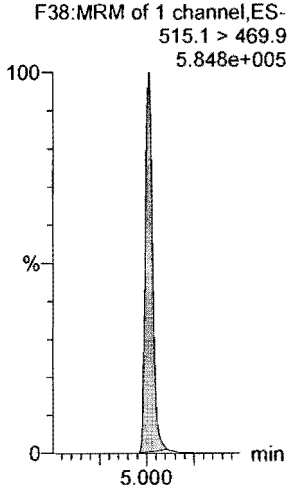

13C2-8:2 FTS

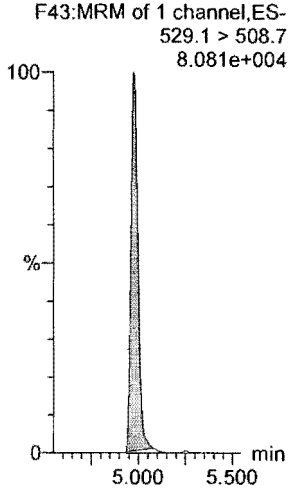

13C8-PFOS

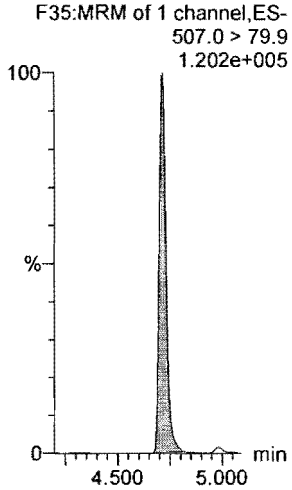

d3-N-MeFOSAA

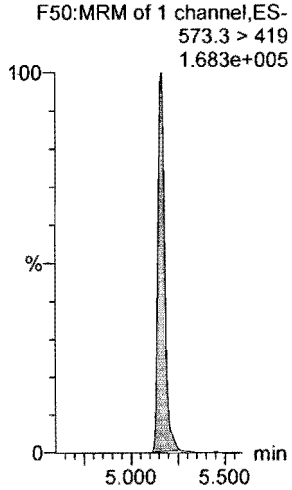

Dataset: F:\Projects\PFAS.PRO\Results\180827M3\180827M3-CRV.qld

Last Altered: Tuesday, August 28, 2018 10:34:19 Pacific Daylight Time
Printed: Tuesday, August 28, 2018 10:34:56 Pacific Daylight Time

Name: 180827M3_7, Date: 27-Aug-2018, Time: 20:21:26, ID: ST180827M3-6 PFC CS3 18H1706, Description: PFC CS3 18H1706

L-EtFOSAA

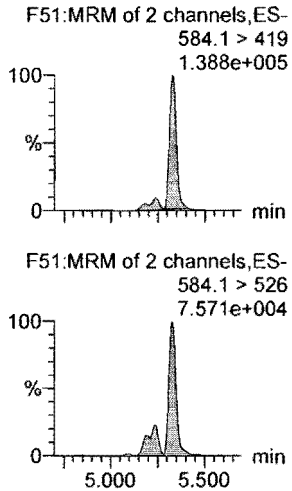

PFDoA

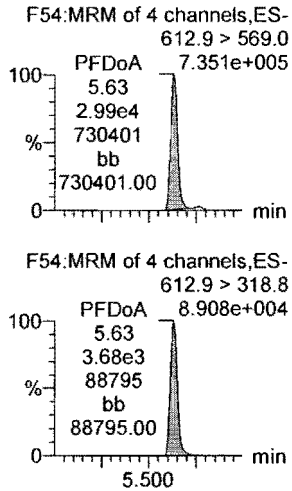

PFDS

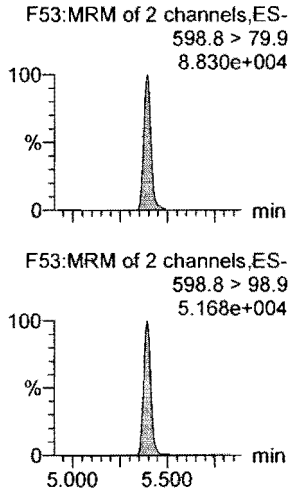

PFUdA

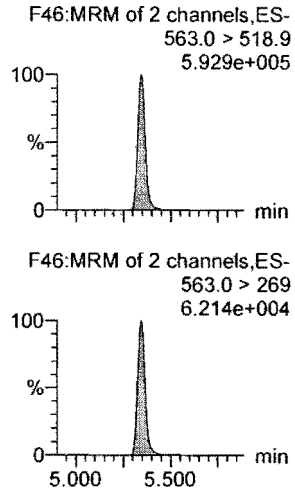

N-MeFOSA

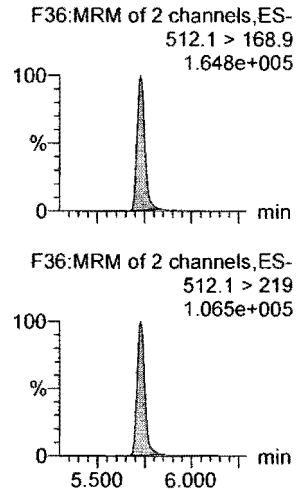

PFTrDA

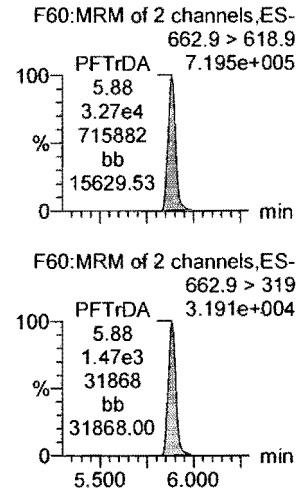

d5-N-EtFOSAA

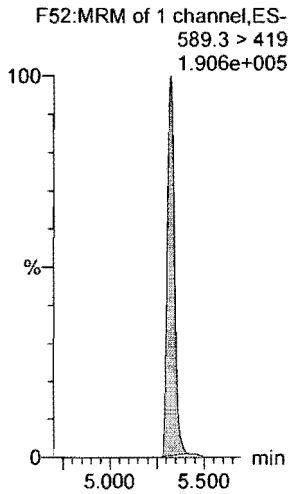

13C2-PFDoA

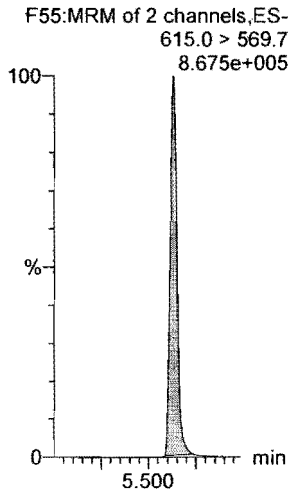

13C8-PFOS

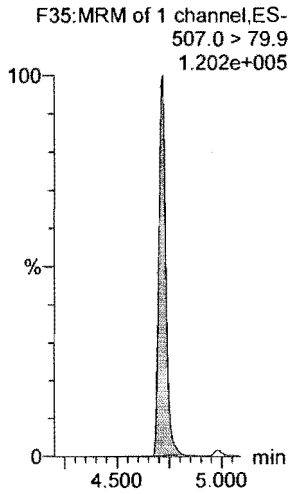

13C2-PFUdA

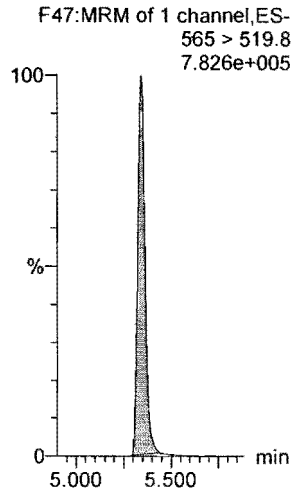

d3-N-MeFOSA

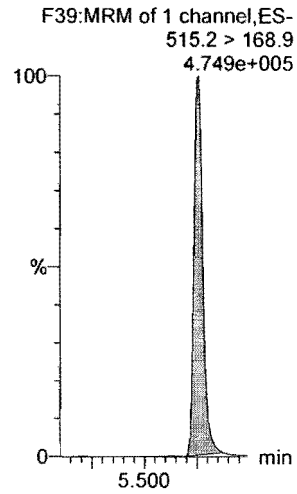

13C2-PFDoA

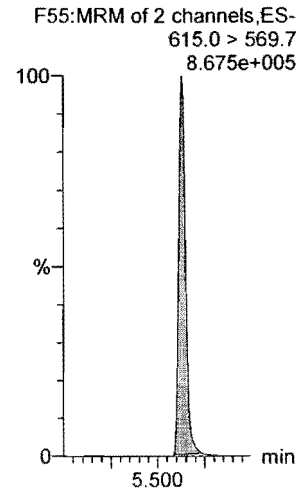

Dataset: F:\Projects\PFAS.PRO\Results\180827M3\180827M3-CRV.qld

Last Altered: Tuesday, August 28, 2018 10:34:19 Pacific Daylight Time
Printed: Tuesday, August 28, 2018 10:34:56 Pacific Daylight Time

Name: 180827M3_7, Date: 27-Aug-2018, Time: 20:21:26, ID: ST180827M3-6 PFC CS3 18H1706, Description: PFC CS3 18H1706

PFTeDA

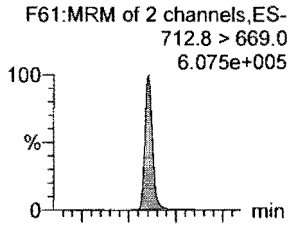

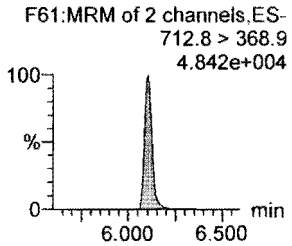

N-EtFOSA

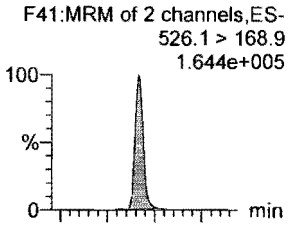

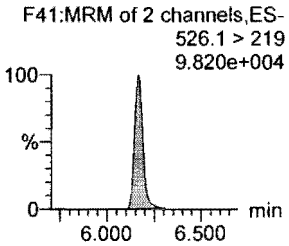

PFHxDA

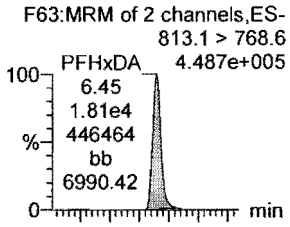

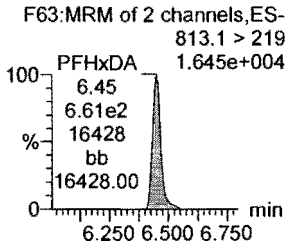

PFODA

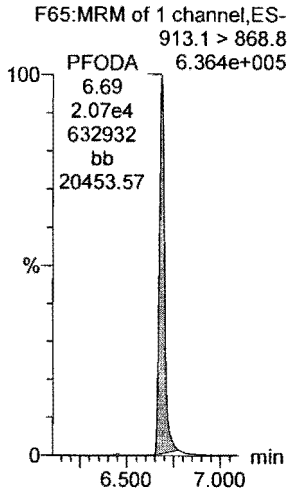

N-MeFOSE

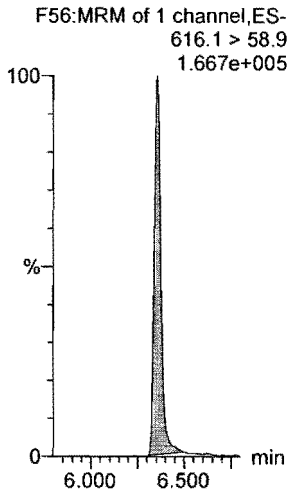

N-EtFOSE

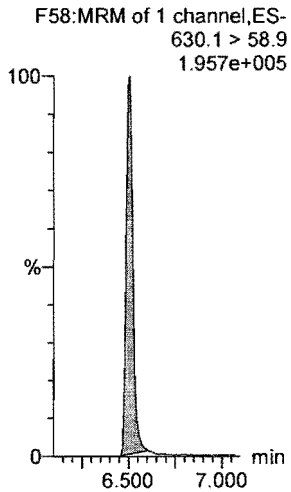

13C2-PFTeDA

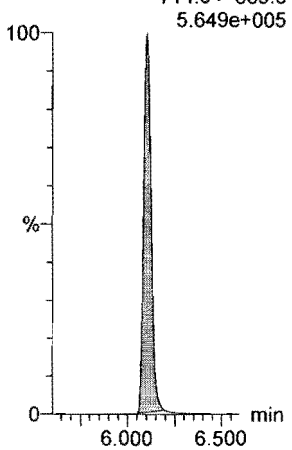

d5-N-ETFOSA

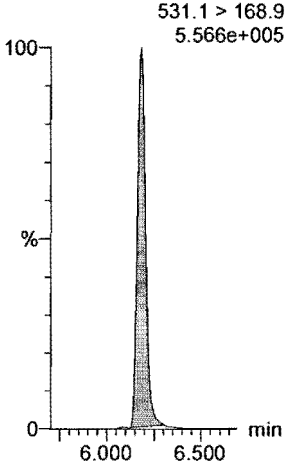

13C2-PFHxDA



13C2-PFHxDA

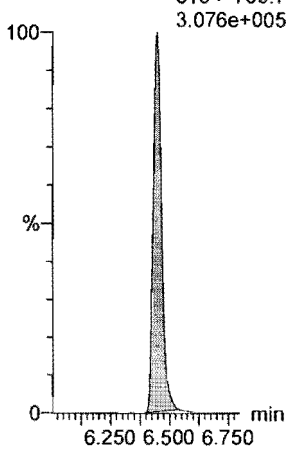

d7-N-MeFOSE

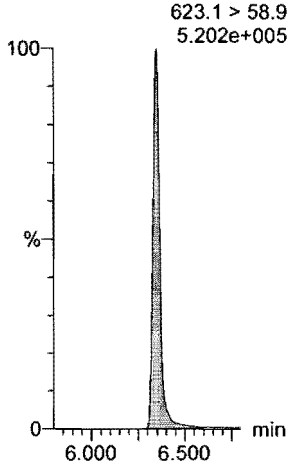

d9-N-EtFOSE

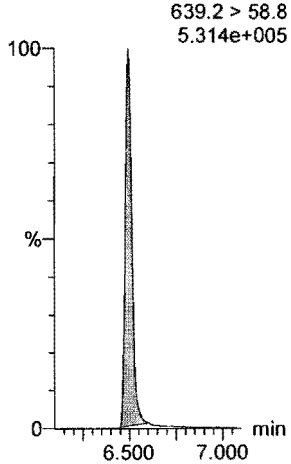

Dataset: F:\Projects\PFAS.PRO\Results\180827M3\180827M3-CRV.qld

Last Altered: Tuesday, August 28, 2018 10:34:19 Pacific Daylight Time
Printed: Tuesday, August 28, 2018 10:34:56 Pacific Daylight Time

Name: 180827M3_7, Date: 27-Aug-2018, Time: 20:21:26, ID: ST180827M3-6 PFC CS3 18H1706, Description: PFC CS3 18H1706

13C4-PFBA

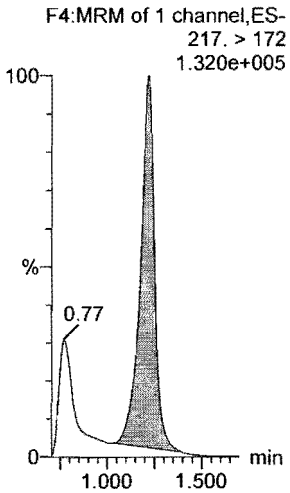

13C5-PFHxA

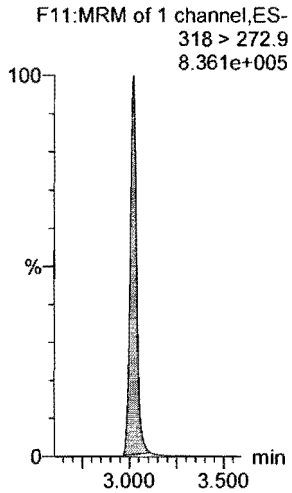

13C3-PFHxS

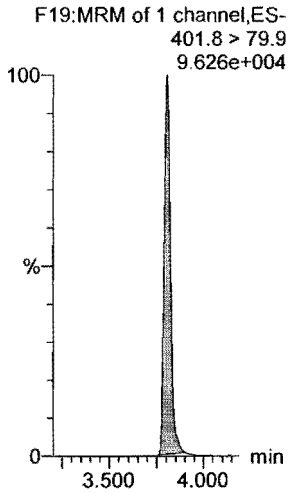

13C8-PFOA

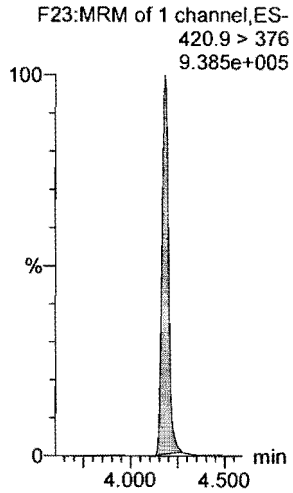

13C9-PFNA

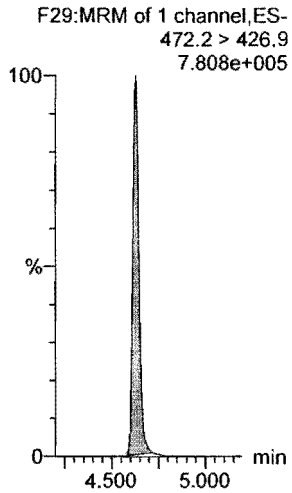

13C4-PFOS



13C6-PFDA

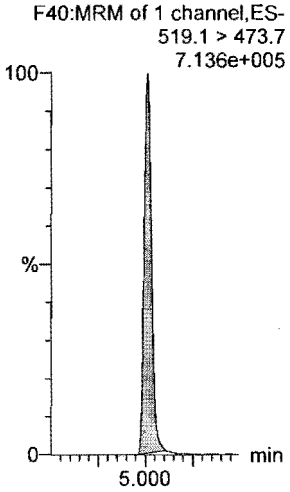

13C7-PFUdA

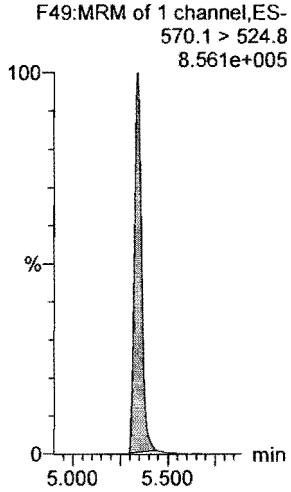

Dataset: F:\Projects\PFAS.PRO\Results\180827M3\180827M3-CRV.qld

Last Altered: Tuesday, August 28, 2018 10:34:19 Pacific Daylight Time
Printed: Tuesday, August 28, 2018 10:34:56 Pacific Daylight Time

Name: 180827M3_8, Date: 27-Aug-2018, Time: 20:31:58, ID: ST180827M3-7 PFC CS4 18H1707, Description: PFC CS4 18H1707

PFBA
F2:MRM of 1 channel,ES-
213.0 > 168.8
4.888e+005

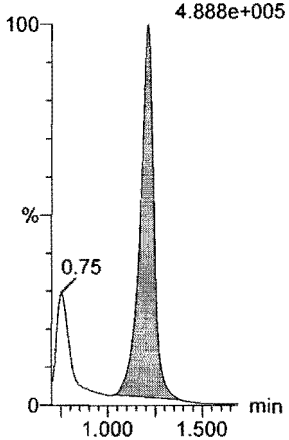

PFPeA
F5:MRM of 1 channel,ES-
263.1 > 218.9
1.238e+006

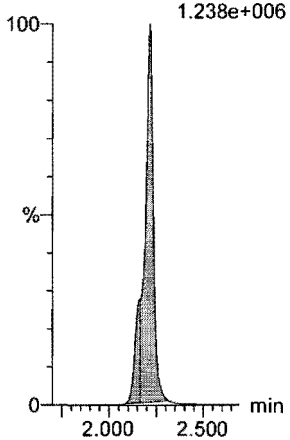

PFBS
F7:MRM of 2 channels,ES-
299.0 > 79.7
2.723e+005

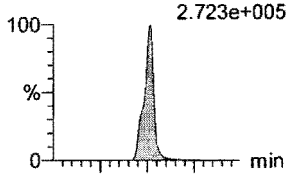

F7:MRM of 2 channels,ES-
299.0 > 99.0
9.766e+004

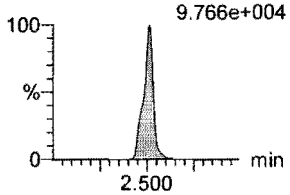

4:2 FTS
F12:MRM of 2 channels,ES-
327.2 > 307.2
3.502e+005

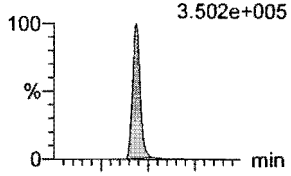

F12:MRM of 2 channels,ES-
327.2 > 81.1
2.188e+005

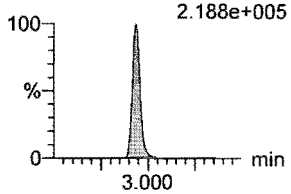

PFHxA
F9:MRM of 2 channels,ES-
313 > 269
3.043e+006

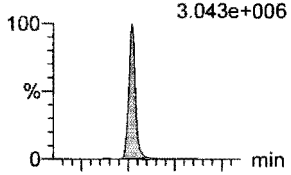

F9:MRM of 2 channels,ES-
313 > 118.9
1.931e+005

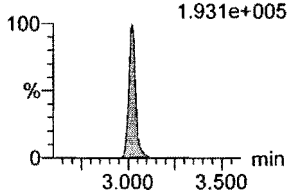

PFPeS
F15:MRM of 2 channels,ES-
349.1 > 80.1
2.968e+005

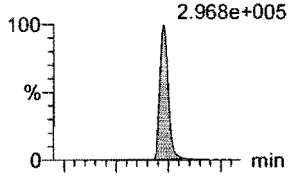

F15:MRM of 2 channels,ES-
349.1 > 99
1.728e+005

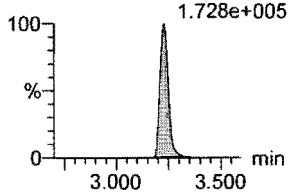

13C3-PFBA
F3:MRM of 1 channel,ES-
216.1 > 171.8
1.020e+005

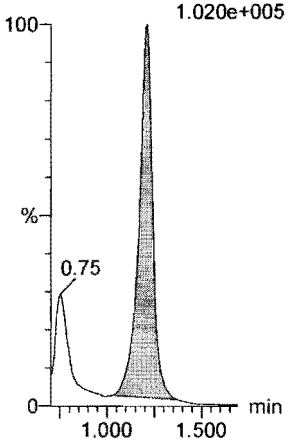

13C3-PFPeA
F6:MRM of 1 channel,ES-
266. > 221.8
3.187e+005

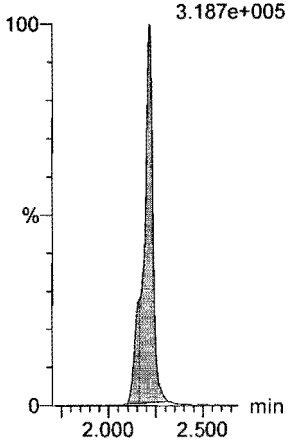

13C3-PFBS
F8:MRM of 1 channel,ES-
302. > 98.8
3.466e+004

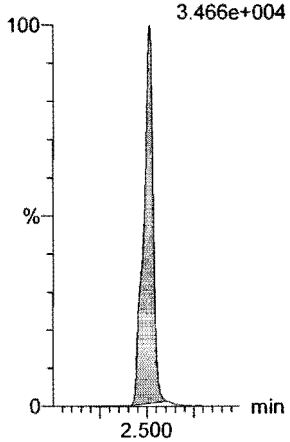

13C2-4:2 FTS
F13:MRM of 1 channel,ES-
329.2 > 308.9
8.126e+004

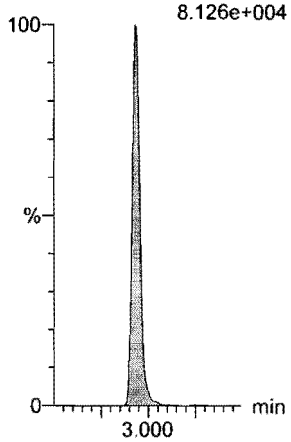

13C2-PFHxA
F10:MRM of 1 channel,ES-
315 > 270
2.872e+005

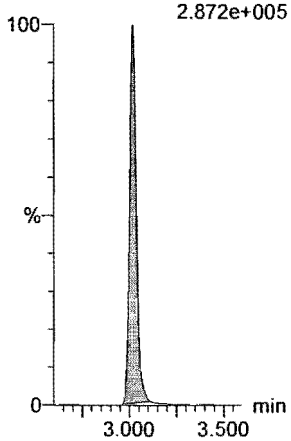

13C3-PFBS
F8:MRM of 1 channel,ES-
302. > 98.8
3.466e+004

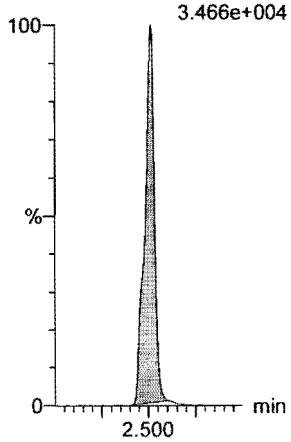

Dataset: F:\Projects\PFAS.PRO\Results\180827M3\180827M3-CRV.qld

Last Altered: Tuesday, August 28, 2018 10:34:19 Pacific Daylight Time
Printed: Tuesday, August 28, 2018 10:34:56 Pacific Daylight Time

Name: 180827M3_8, Date: 27-Aug-2018, Time: 20:31:58, ID: ST180827M3-7 PFC CS4 18H1707, Description: PFC CS4 18H1707

6:2 FTS

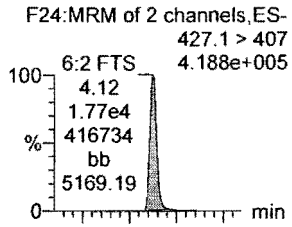

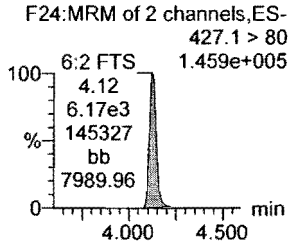

PFHpA

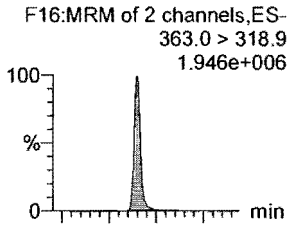

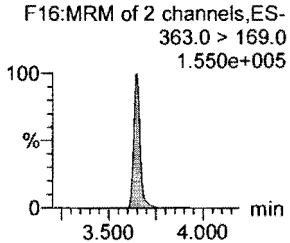

L-PFHxS

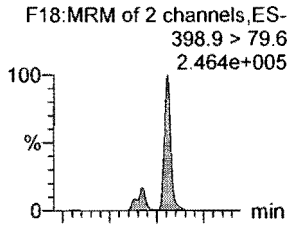

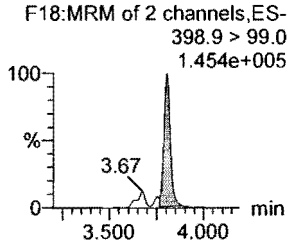

L-PFOA

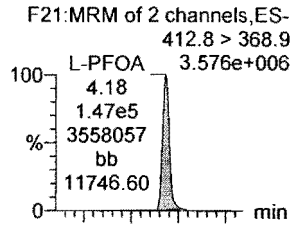

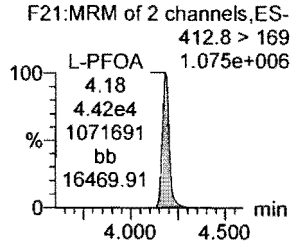

PFHpS

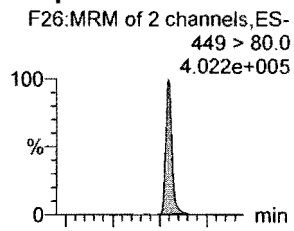

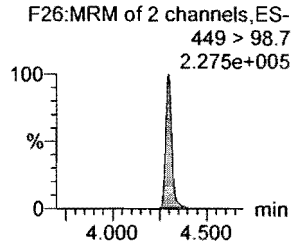

PFNA

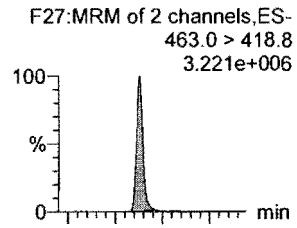

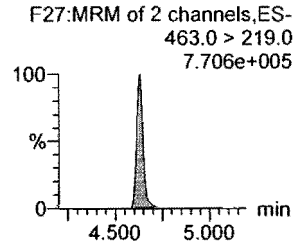

13C2-6:2 FTS

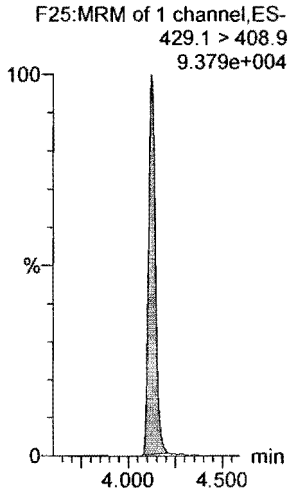

13C4-PFHpA

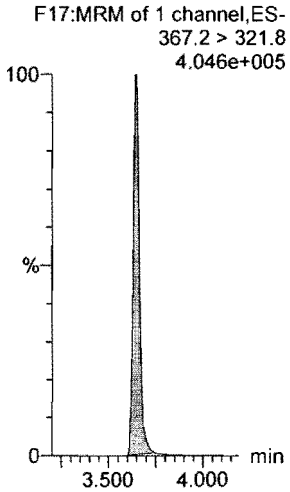

18O2-PFHxS

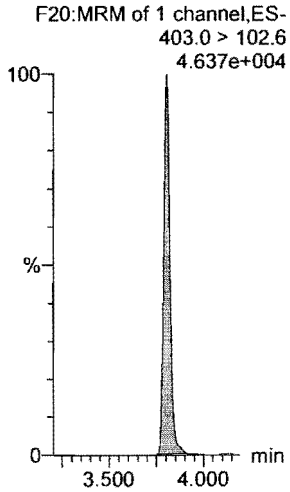

13C2-PFOA

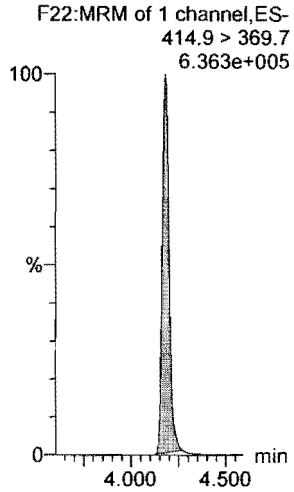

13C8-PFOS

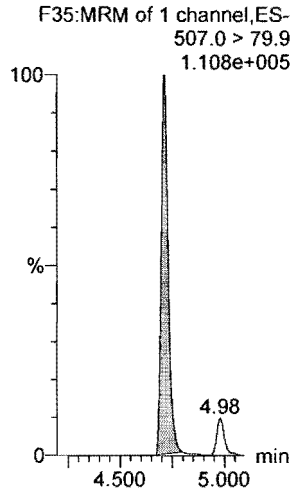

13C5-PFNA

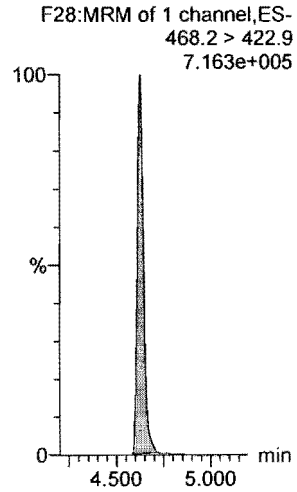

Dataset: F:\Projects\PFAS.PRO\Results\180827M3\180827M3-CRV.qld

Last Altered: Tuesday, August 28, 2018 10:34:19 Pacific Daylight Time
Printed: Tuesday, August 28, 2018 10:34:56 Pacific Daylight Time

Name: 180827M3_8, Date: 27-Aug-2018, Time: 20:31:58, ID: ST180827M3-7 PFC CS4 18H1707, Description: PFC CS4 18H1707

PFOSA

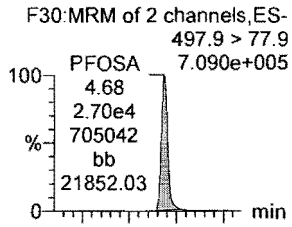

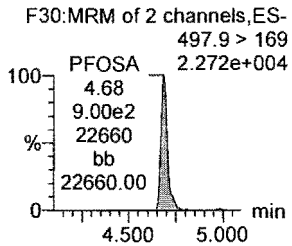

L-PFOS

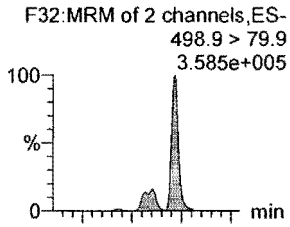

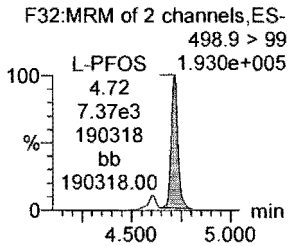

PFDA

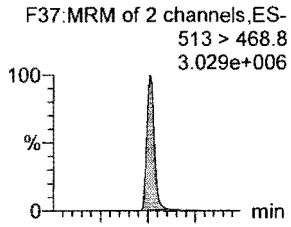

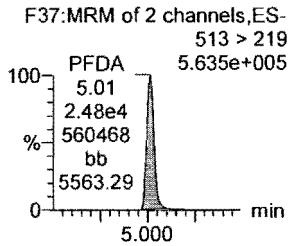

8:2 FTS

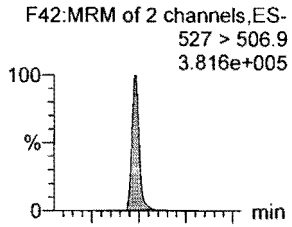

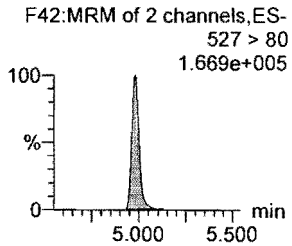

PFNS

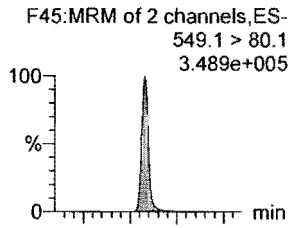

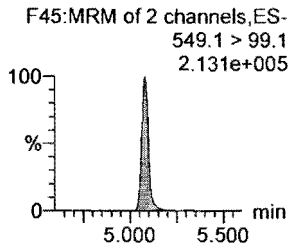

L-MeFOSAA

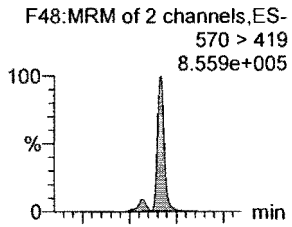

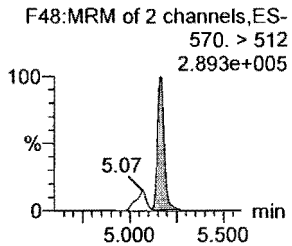

13C8-PFOSA

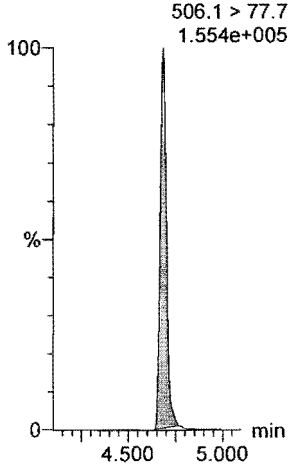

13C8-PFOS

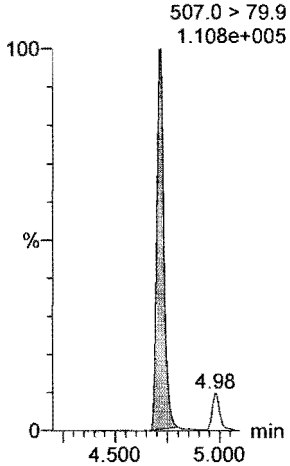

13C2-PFDA

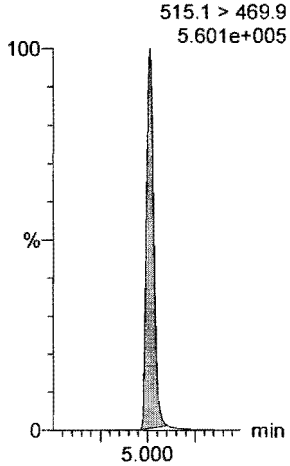

13C2-8:2 FTS

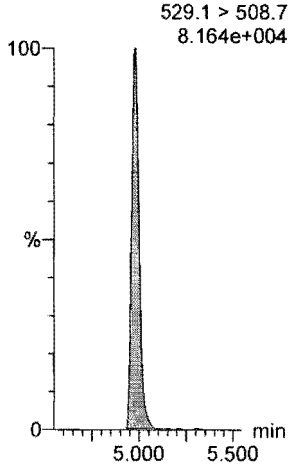

13C8-PFOS

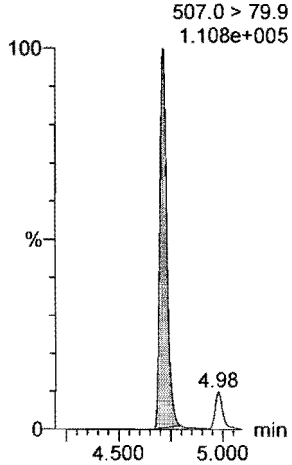

d3-N-MeFOSAA

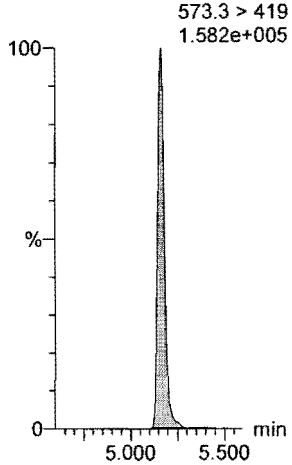

Dataset: F:\Projects\PFAS.PRO\Results\180827M3\180827M3-CRV.qld

Last Altered: Tuesday, August 28, 2018 10:34:19 Pacific Daylight Time
Printed: Tuesday, August 28, 2018 10:34:56 Pacific Daylight Time

Name: 180827M3_8, Date: 27-Aug-2018, Time: 20:31:58, ID: ST180827M3-7 PFC CS4 18H1707, Description: PFC CS4 18H1707

L-EtFOSAA

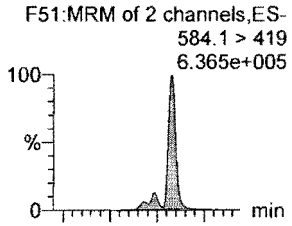

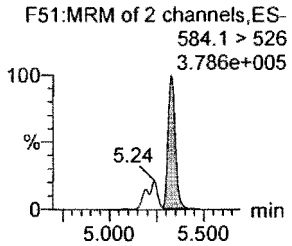

PFDoA

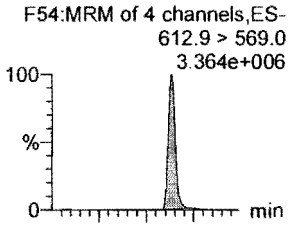

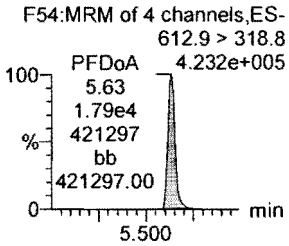

PFDS

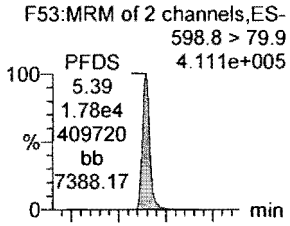

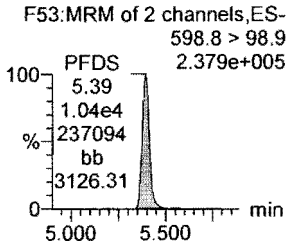

PFUdA

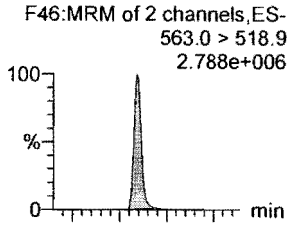

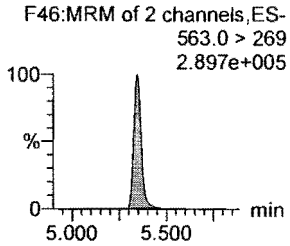

N-MeFOSA

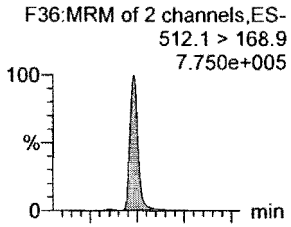

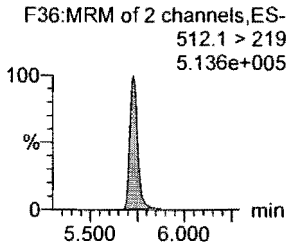

PFTrDA

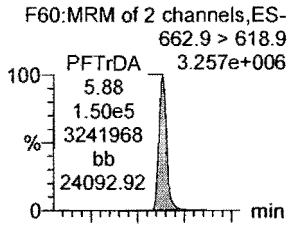

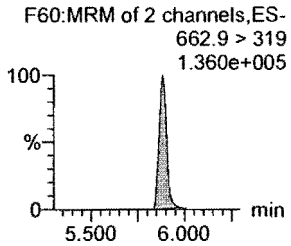

d5-N-EtFOSAA



13C2-PFDoA

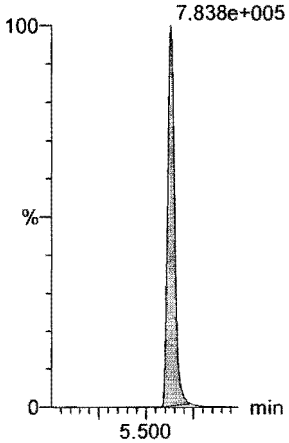

13C8-PFOS

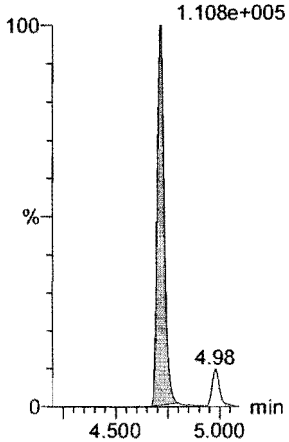

13C2-PFUdA

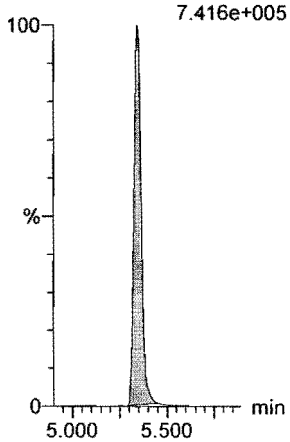

d3-N-MeFOSA

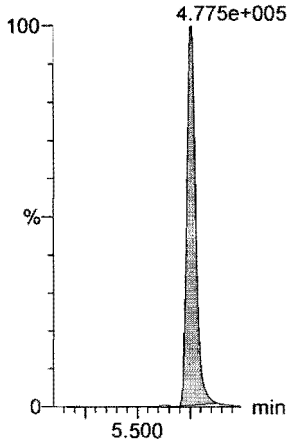

13C2-PFDoA

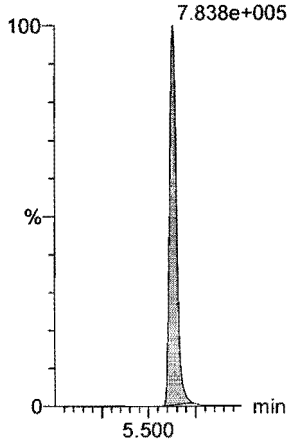

Dataset: F:\Projects\PFAS.PRO\Results\180827M3\180827M3-CRV.qld

Last Altered: Tuesday, August 28, 2018 10:34:19 Pacific Daylight Time
Printed: Tuesday, August 28, 2018 10:34:56 Pacific Daylight Time

Name: 180827M3_8, Date: 27-Aug-2018, Time: 20:31:58, ID: ST180827M3-7 PFC CS4 18H1707, Description: PFC CS4 18H1707

PFTeDA

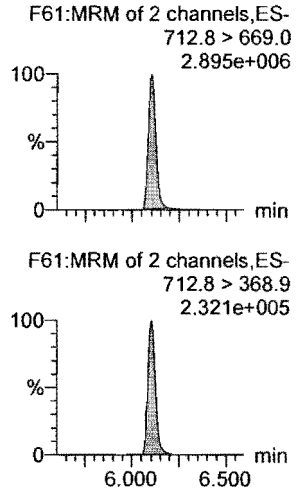

N-EtFOSA

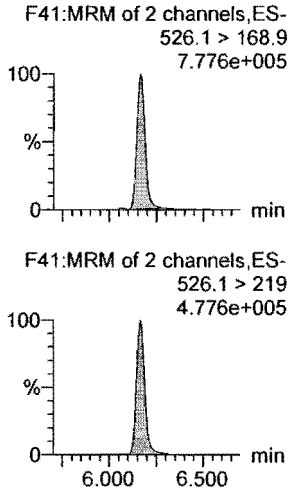

PFHxDA

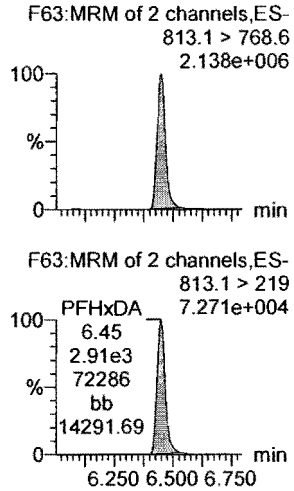

PFODA

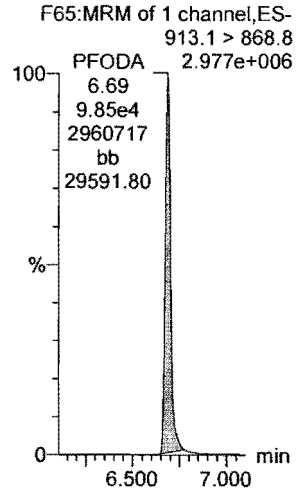

N-MeFOSE

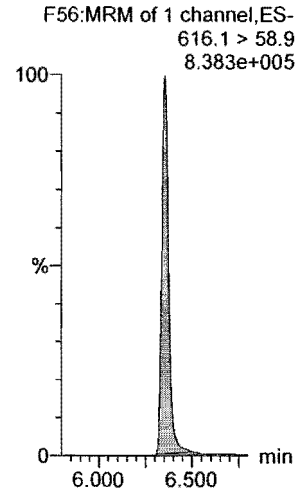

N-EtFOSE

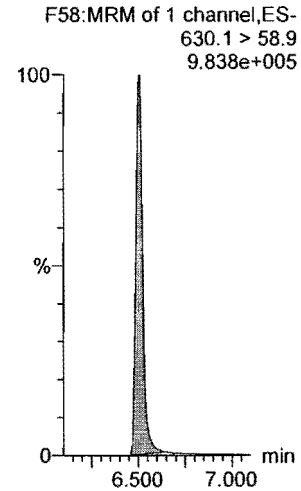

13C2-PFTeDA

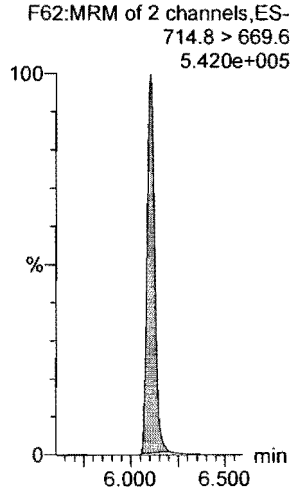

d5-N-ETFOSA

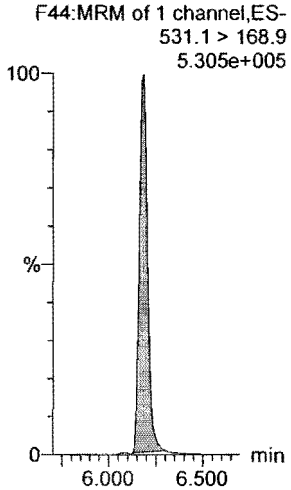

13C2-PFHxDA

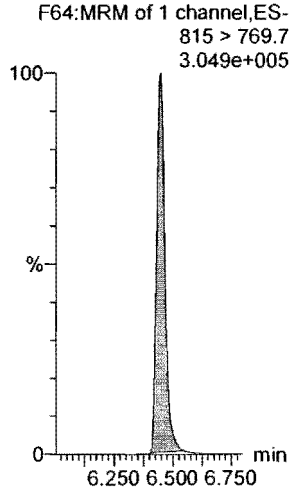

13C2-PFHxDA

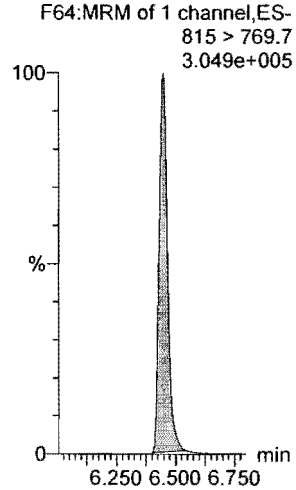

d7-N-MeFOSE

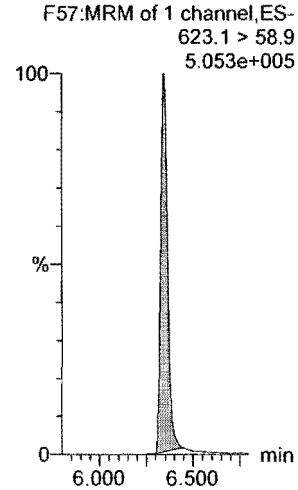

d9-N-EtFOSE

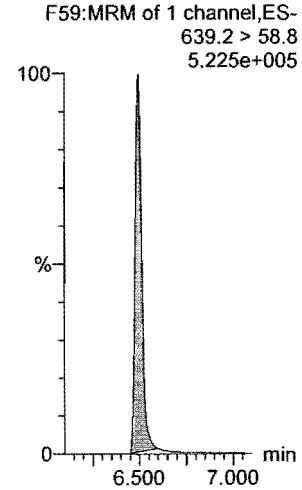

Dataset: F:\Projects\PFAS.PRO\Results\180827M3\180827M3-CRV.qld

Last Altered: Tuesday, August 28, 2018 10:34:19 Pacific Daylight Time
Printed: Tuesday, August 28, 2018 10:34:56 Pacific Daylight Time

Name: 180827M3_8, Date: 27-Aug-2018, Time: 20:31:58, ID: ST180827M3-7 PFC CS4 18H1707, Description: PFC CS4 18H1707

13C4-PFBA

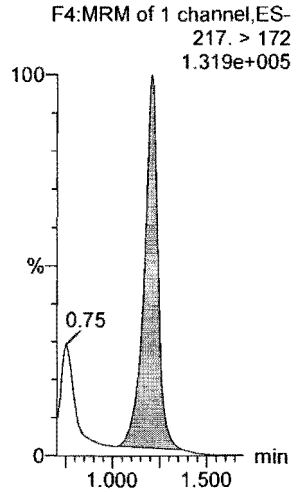

13C5-PFHxA

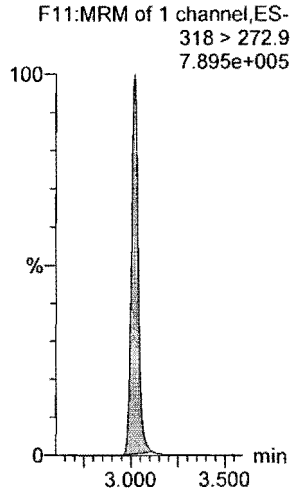

13C3-PFHxS

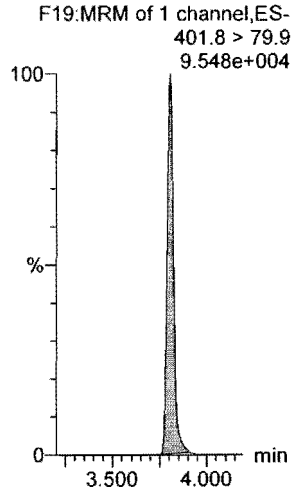

13C8-PFOA

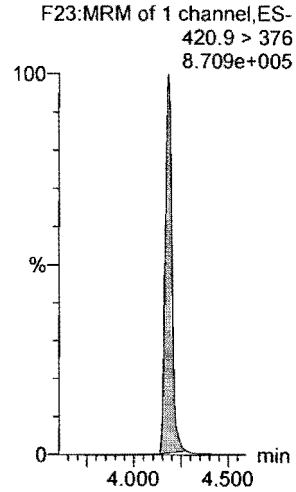

13C9-PFNA

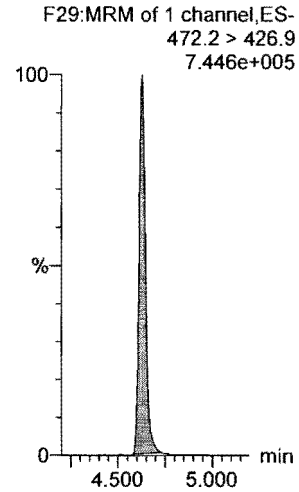

13C4-PFOS



13C6-PFDA

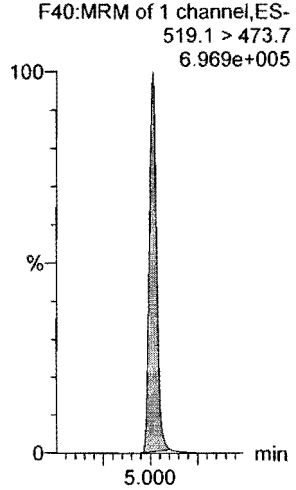

13C7-PFUdA

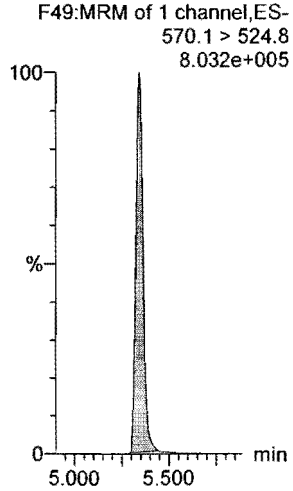

Dataset: F:\Projects\PFAS.PRO\Results\180827M3\180827M3-CRV.qld

Last Altered: Tuesday, August 28, 2018 10:34:19 Pacific Daylight Time
Printed: Tuesday, August 28, 2018 10:34:56 Pacific Daylight Time

Name: 180827M3_9, Date: 27-Aug-2018, Time: 20:42:37, ID: ST180827M3-8 PFC CS5 18H1708, Description: PFC CS5 18H1708

PFBA

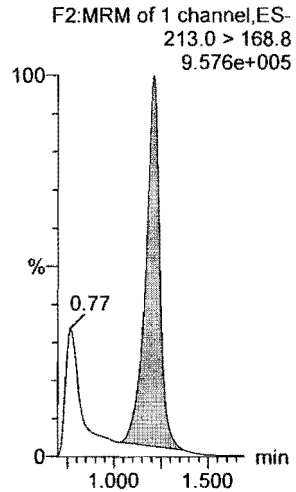

PFPeA

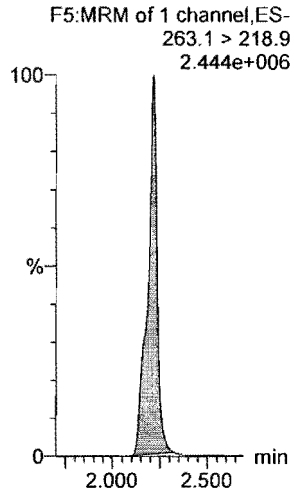

PFBS

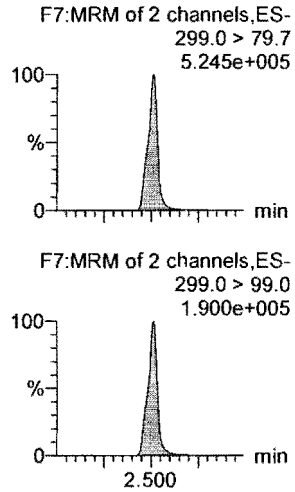

4:2 FTS

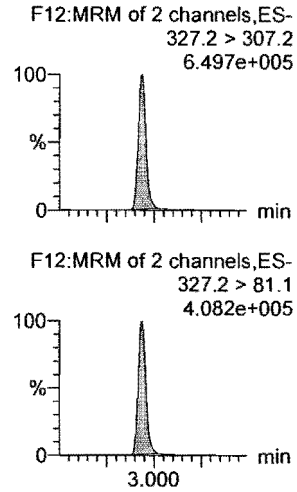

PFHxA

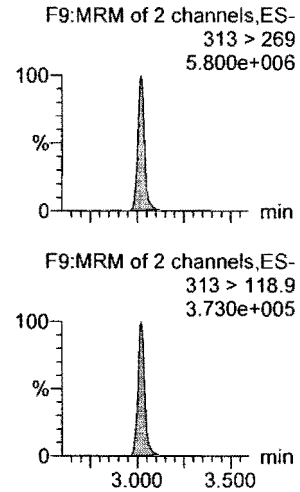

PFPeS

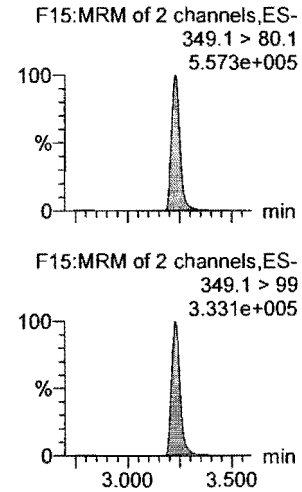

13C3-PFBA

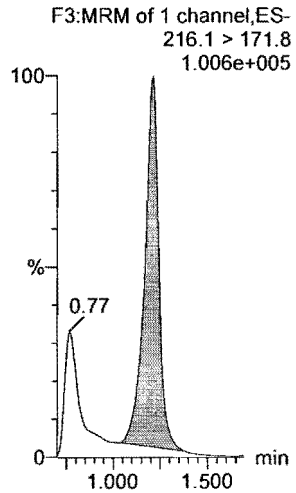

13C3-PFPeA

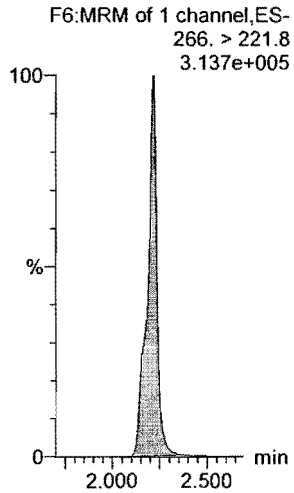

13C3-PFBS

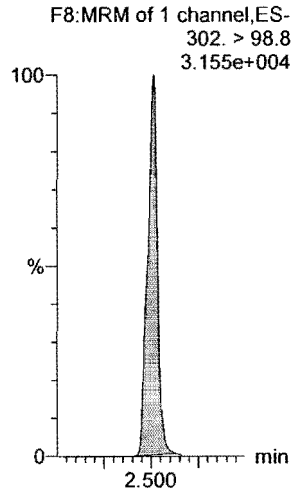

13C2-4:2 FTS

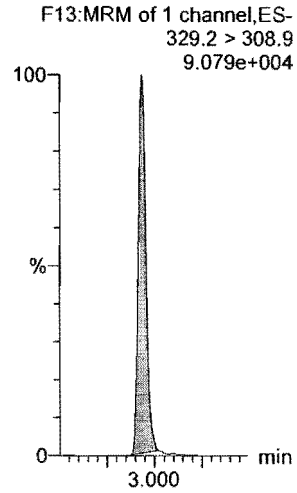

13C2-PFHxA

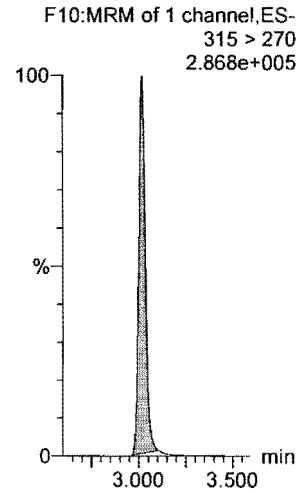

13C3-PFBS

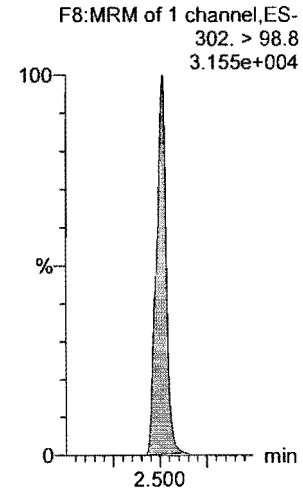

Dataset: F:\Projects\PFAS.PRO\Results\180827M3\180827M3-CRV.qld

Last Altered: Tuesday, August 28, 2018 10:34:19 Pacific Daylight Time
Printed: Tuesday, August 28, 2018 10:34:56 Pacific Daylight Time

Name: 180827M3_9, Date: 27-Aug-2018, Time: 20:42:37, ID: ST180827M3-8 PFC CS5 18H1708, Description: PFC CS5 18H1708

6:2 FTS

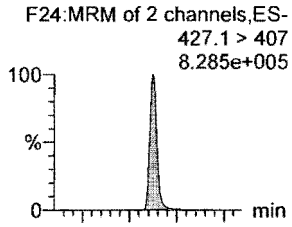

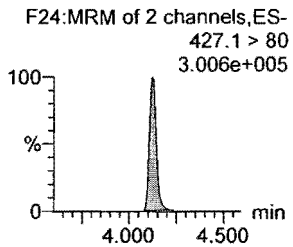

PFHpA

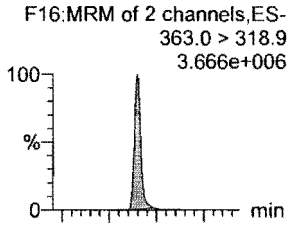

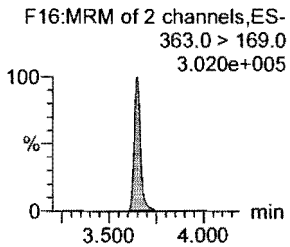

L-PFHxS

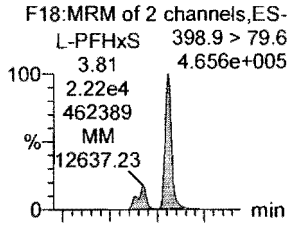

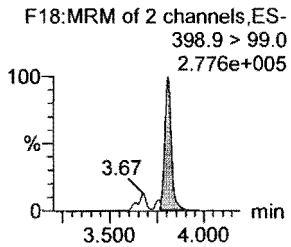

L-PFOA

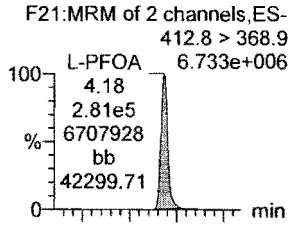

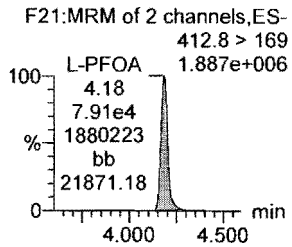

PFHpS

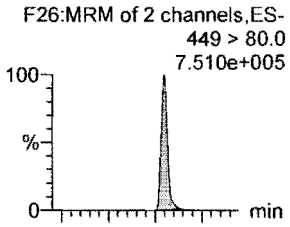

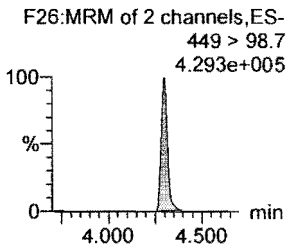

PFNA

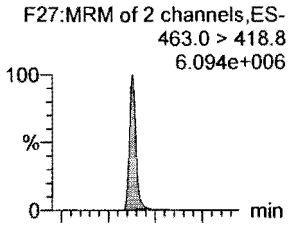

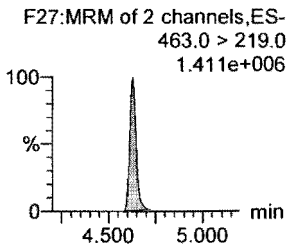

13C2-6:2 FTS

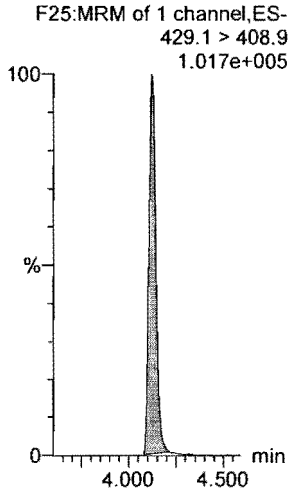

13C4-PFHpA

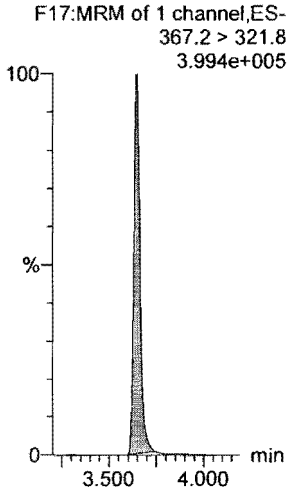

18O2-PFHxS

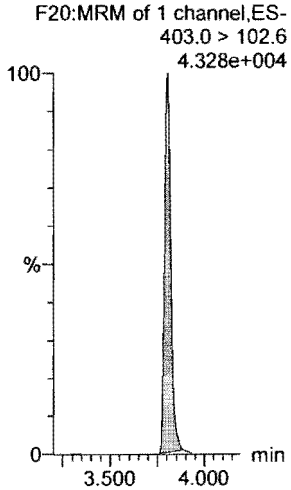

13C2-PFOA

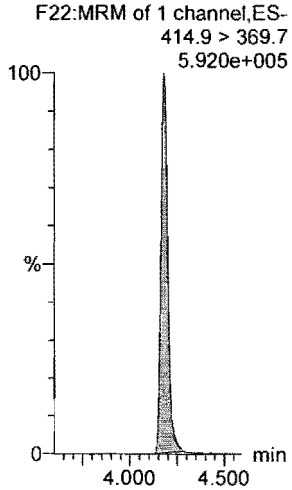

13C8-PFOS

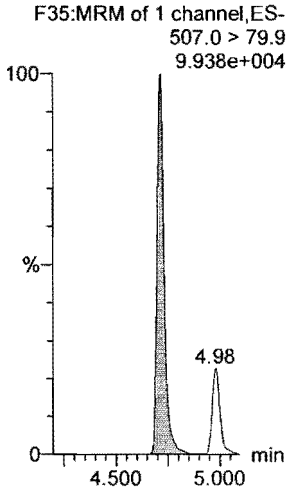

13C5-PFNA

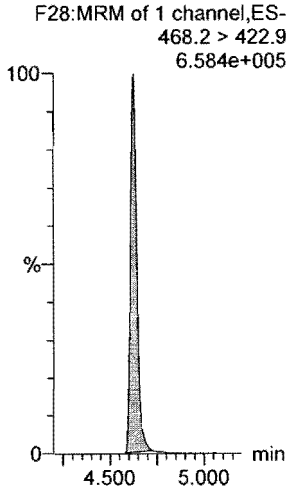

Dataset: F:\Projects\PFAS.PRO\Results\180827M3\180827M3-CRV.qld

Last Altered: Tuesday, August 28, 2018 10:34:19 Pacific Daylight Time
Printed: Tuesday, August 28, 2018 10:34:56 Pacific Daylight Time

Name: 180827M3_9, Date: 27-Aug-2018, Time: 20:42:37, ID: ST180827M3-8 PFC CS5 18H1708, Description: PFC CS5 18H1708

PFOSA

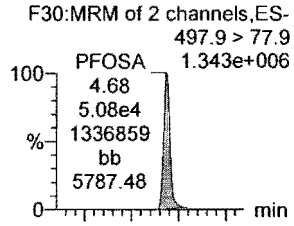

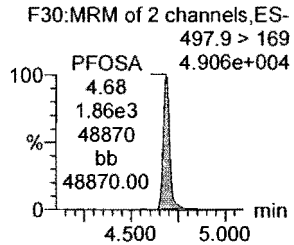

L-PFOS

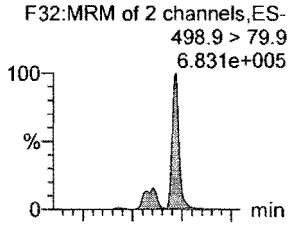

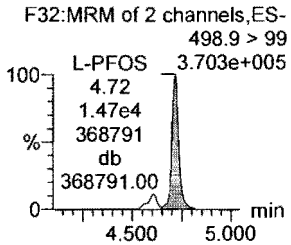

PFDA

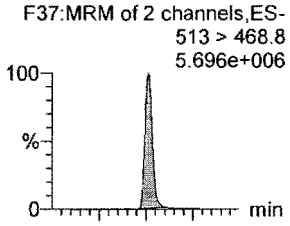

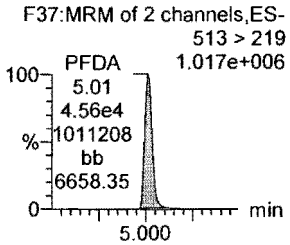

8:2 FTS

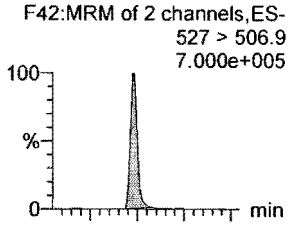

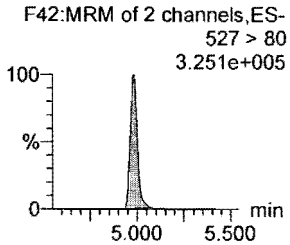

PFNS

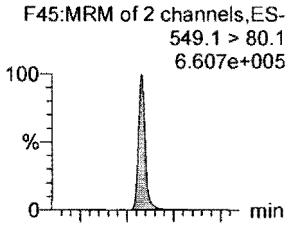

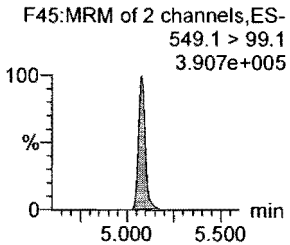

L-MeFOSAA

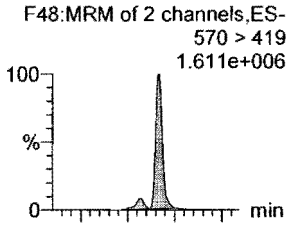

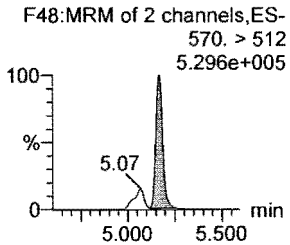

13C8-PFOSA

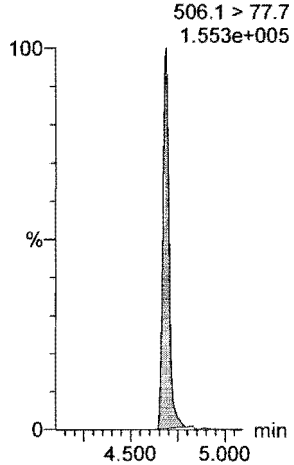

13C8-PFOS

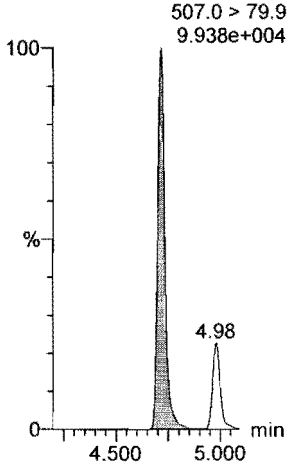

13C2-PFDA

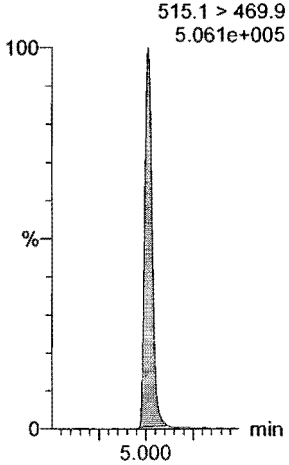

13C2-8:2 FTS

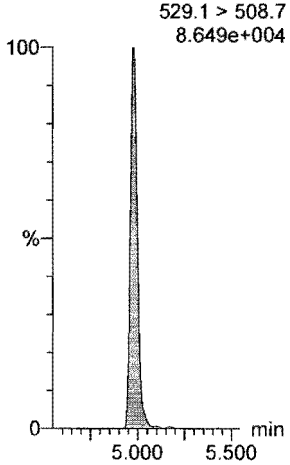

13C8-PFOS

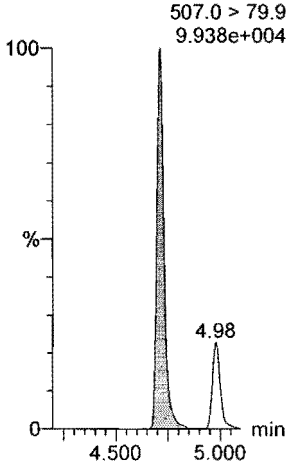

d3-N-MeFOSAA

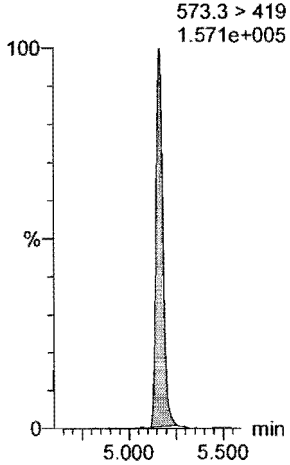

Dataset: F:\Projects\PFAS.PRO\Results\180827M3\180827M3-CRV.qld

Last Altered: Tuesday, August 28, 2018 10:34:19 Pacific Daylight Time
Printed: Tuesday, August 28, 2018 10:34:56 Pacific Daylight Time

Name: 180827M3_9, Date: 27-Aug-2018, Time: 20:42:37, ID: ST180827M3-8 PFC CS5 18H1708, Description: PFC CS5 18H1708

L-EtFOSAA

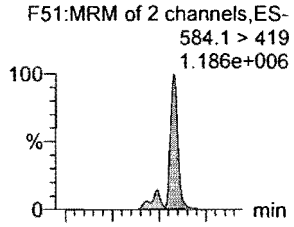

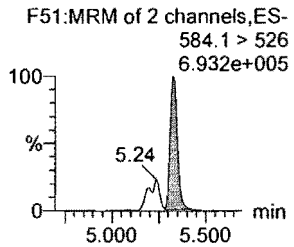

PFDoA

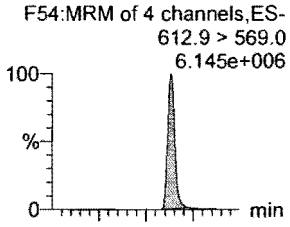

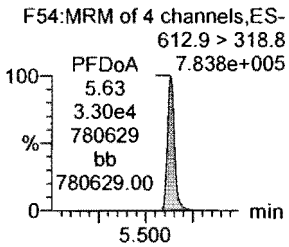

PFDS

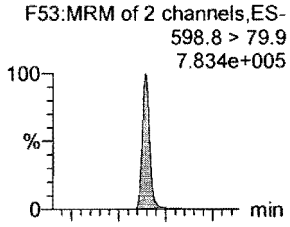

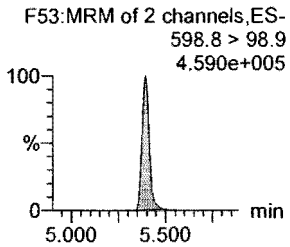

PFUdA

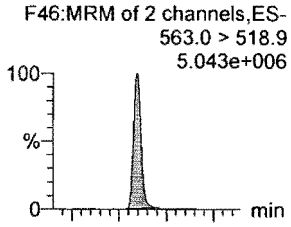

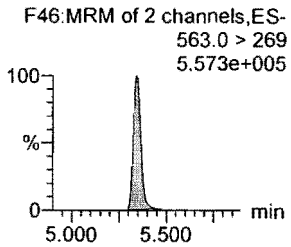

N-MeFOSA

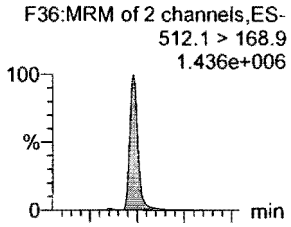

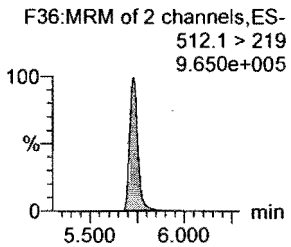

PFTrDA

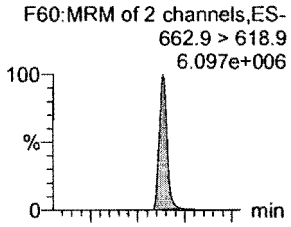

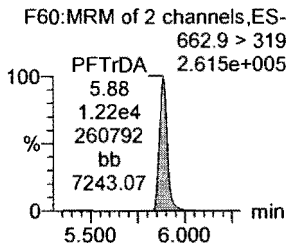

d5-N-EtFOSAA

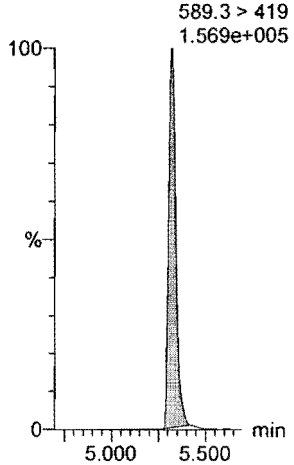

13C2-PFDoA

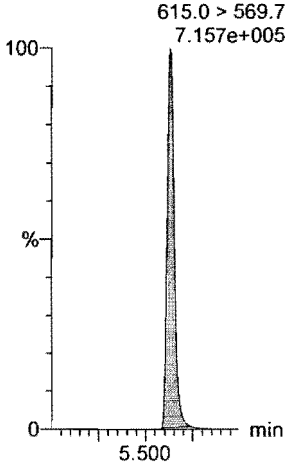

13C8-PFOS

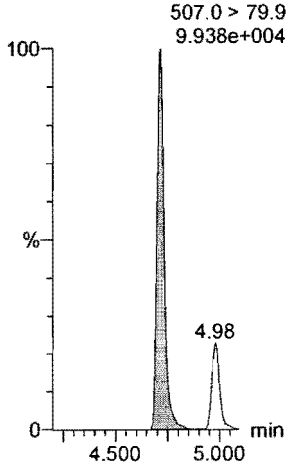

13C2-PFUdA

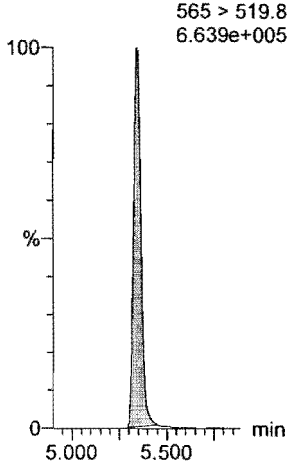

d3-N-MeFOSA

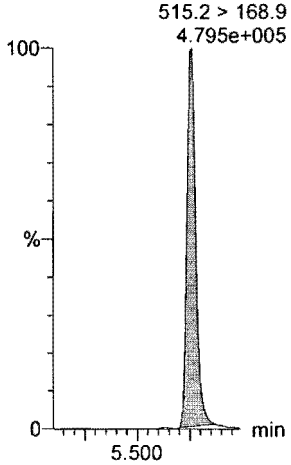

13C2-PFDoA

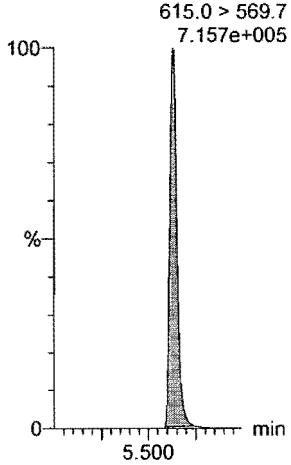

Dataset: F:\Projects\PFAS.PRO\Results\180827M3\180827M3-CRV.qld

Last Altered: Tuesday, August 28, 2018 10:34:19 Pacific Daylight Time
Printed: Tuesday, August 28, 2018 10:34:56 Pacific Daylight Time

Name: 180827M3_9, Date: 27-Aug-2018, Time: 20:42:37, ID: ST180827M3-8 PFC CS5 18H1708, Description: PFC CS5 18H1708

PFTeDA

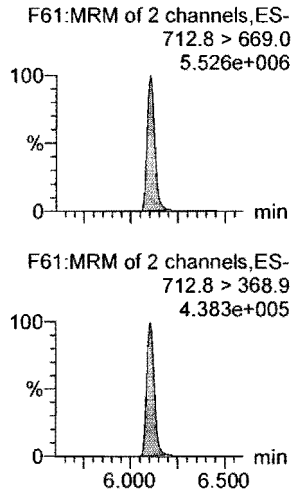

N-EtFOSA

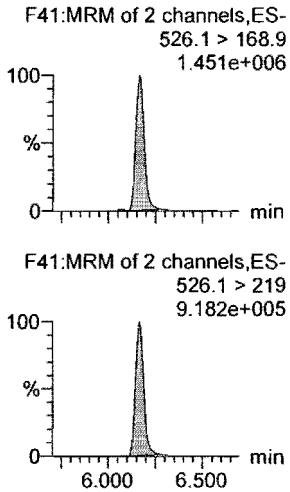

PFHxDA

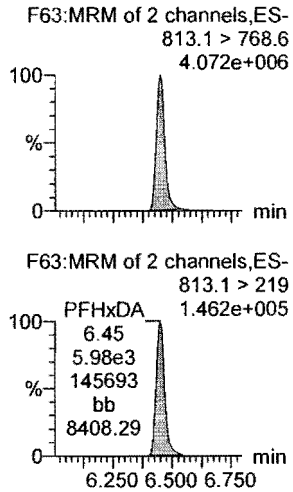

PFODA

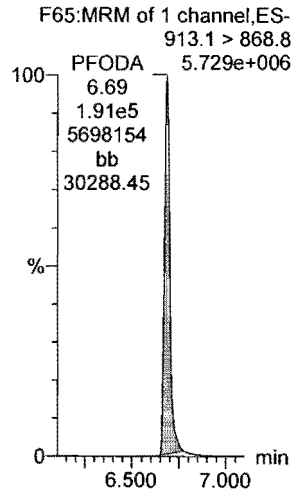

N-MeFOSE

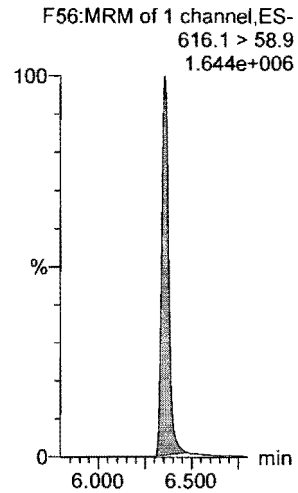

N-EtFOSE

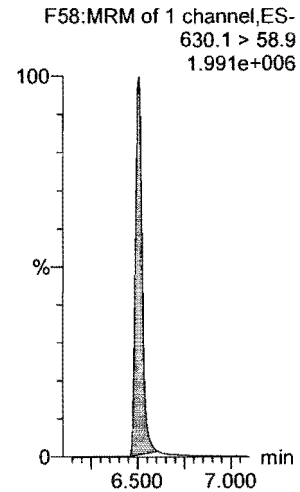

13C2-PFTeDA

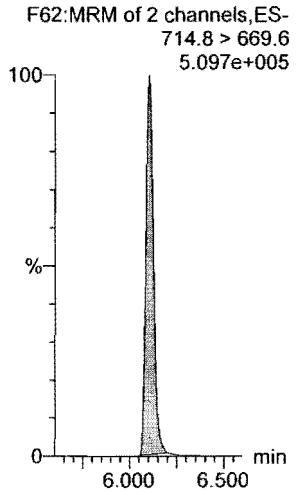

d5-N-ETFOSA

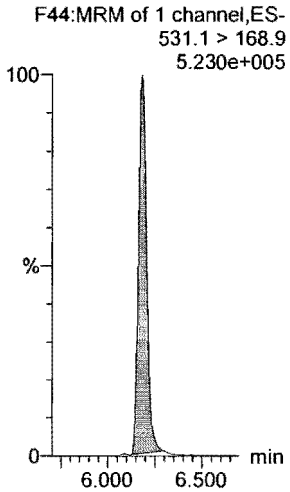

13C2-PFHxDA

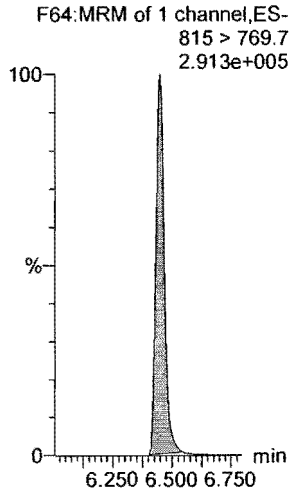

13C2-PFHxDA

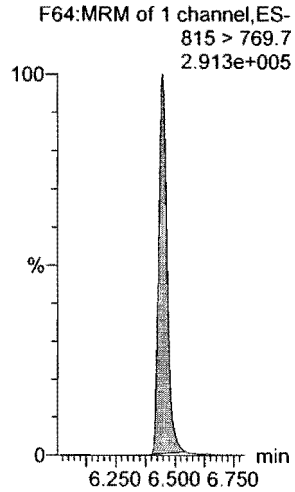

d7-N-MeFOSE

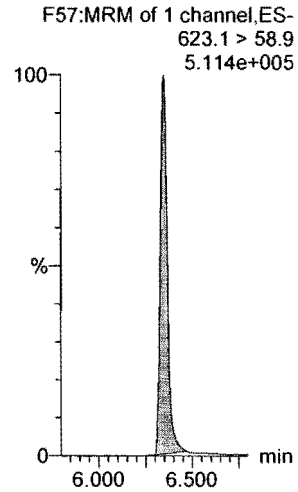

d9-N-EtFOSE

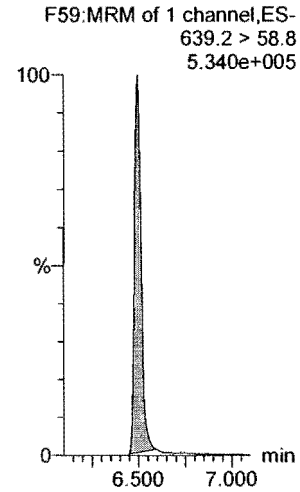

Dataset: F:\Projects\PFAS.PRO\Results\180827M3\180827M3-CRV.qld

Last Altered: Tuesday, August 28, 2018 10:34:19 Pacific Daylight Time
Printed: Tuesday, August 28, 2018 10:34:56 Pacific Daylight Time

Name: 180827M3_9, Date: 27-Aug-2018, Time: 20:42:37, ID: ST180827M3-8 PFC CS5 18H1708, Description: PFC CS5 18H1708

13C4-PFBA

F4:MRM of 1 channel,ES-
217. > 172
1.290e+005

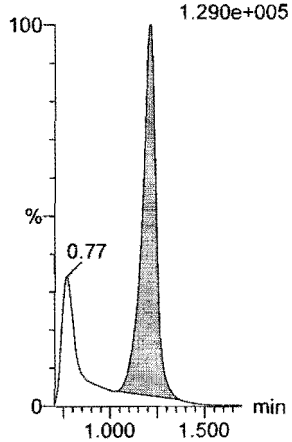

13C5-PFHxA

F11:MRM of 1 channel,ES-
318 > 272.9
7.401e+005

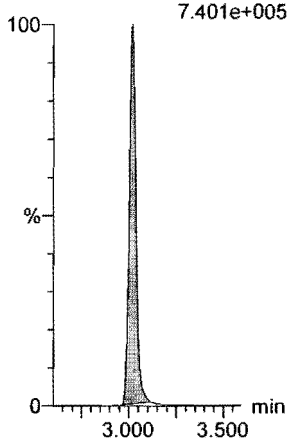

13C3-PFHxS

F19:MRM of 1 channel,ES-
401.8 > 79.9
8.821e+004

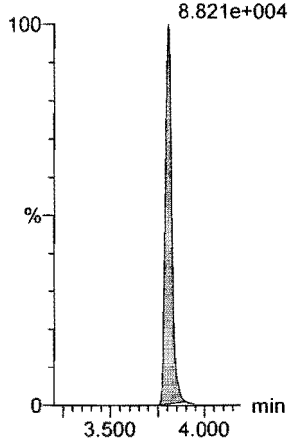

13C8-PFOA

F23:MRM of 1 channel,ES-
420.9 > 376
8.522e+005

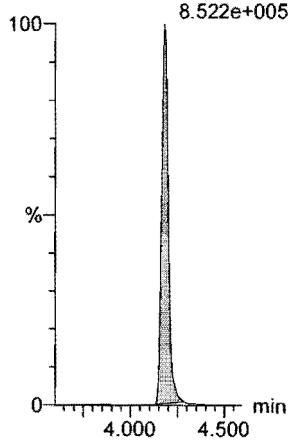

13C9-PFNA

F29:MRM of 1 channel,ES-
472.2 > 426.9
6.661e+005

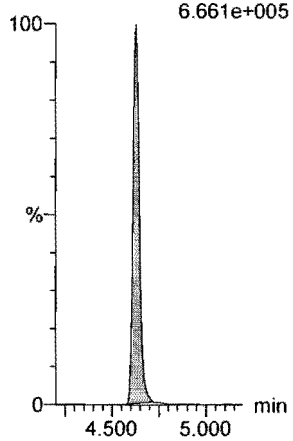

13C4-PFOS

F33:MRM of 1 channel,ES-
503 > 79.9
9.594e+004



13C6-PFDA

F40:MRM of 1 channel,ES-
519.1 > 473.7
6.426e+005

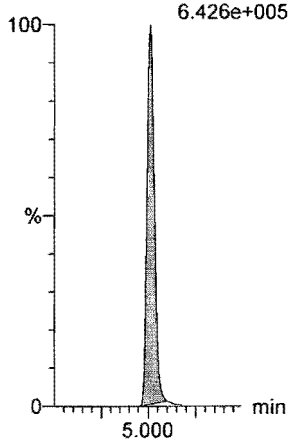

13C7-PFUdA

F49:MRM of 1 channel,ES-
570.1 > 524.8
7.563e+005

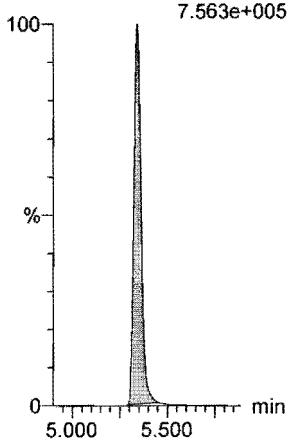

Dataset: F:\Projects\PFAS.PRO\Results\180827M3\180827M3-CRV.qld

Last Altered: Tuesday, August 28, 2018 10:34:19 Pacific Daylight Time
Printed: Tuesday, August 28, 2018 10:34:56 Pacific Daylight Time

Name: 180827M3_10, Date: 27-Aug-2018, Time: 20:53:15, ID: ST180827M3-7 PFC CS6 18H1709, Description: PFC CS6 18H1709

PFBA

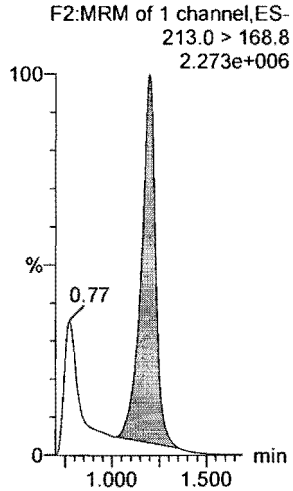

PFPeA

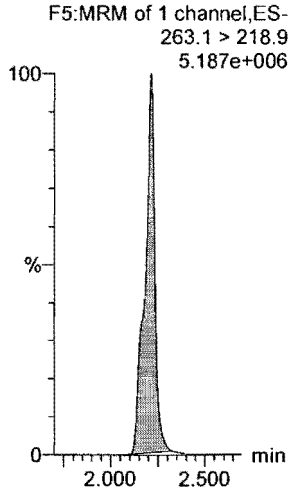

PFBS

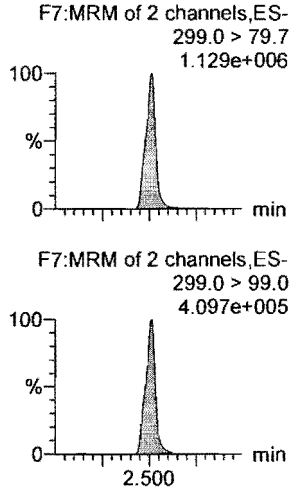

4:2 FTS

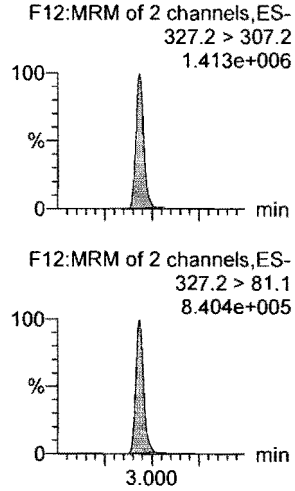

PFHxA

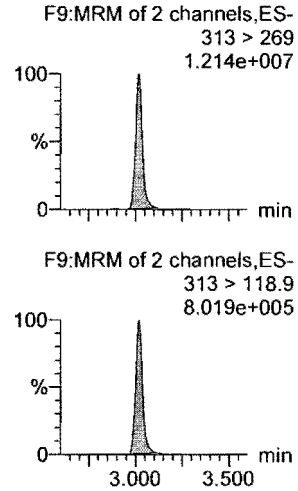

PFPeS

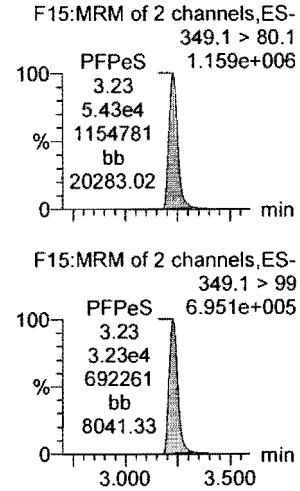

13C3-PFBA

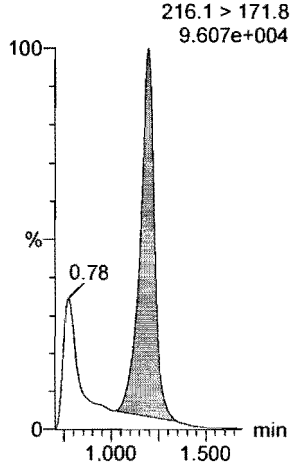

13C3-PFPeA

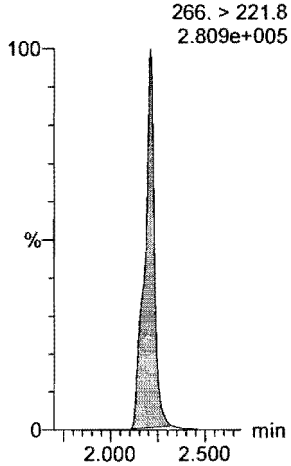

13C3-PFBS

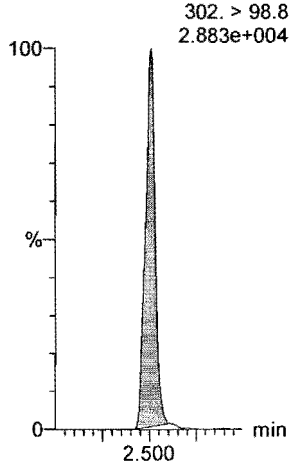

13C2-4:2 FTS

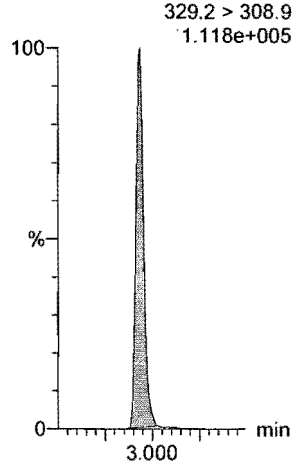

13C2-PFHxA

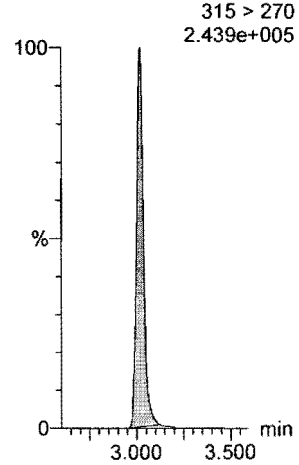

13C3-PFBS

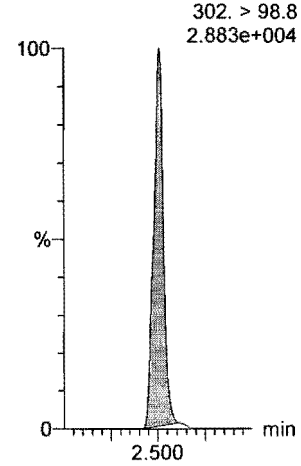

Dataset: F:\Projects\PFAS.PRO\Results\180827M3\180827M3-CRV.qld

Last Altered: Tuesday, August 28, 2018 10:34:19 Pacific Daylight Time
Printed: Tuesday, August 28, 2018 10:34:56 Pacific Daylight Time

Name: 180827M3_10, Date: 27-Aug-2018, Time: 20:53:15, ID: ST180827M3-7 PFC CS6 18H1709, Description: PFC CS6 18H1709

6:2 FTS

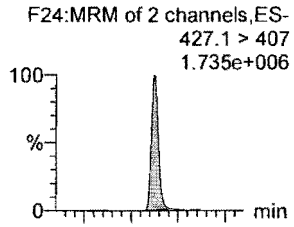

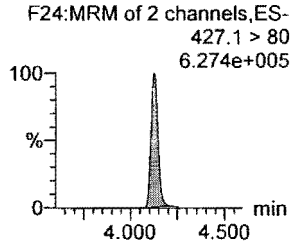

PFHpA

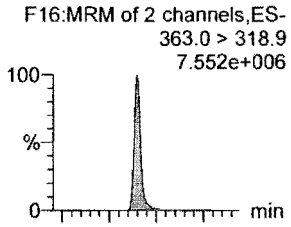

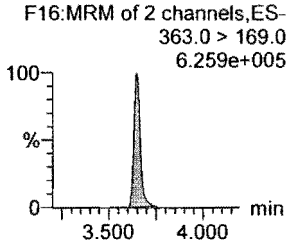

L-PFHxS

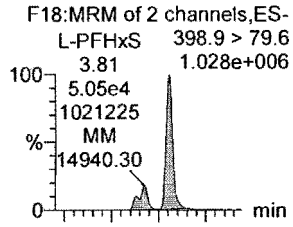

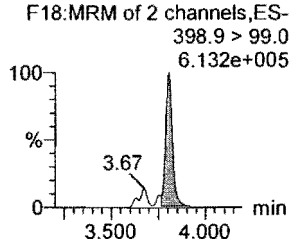

L-PFOA

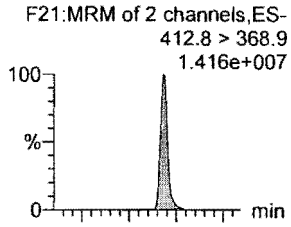

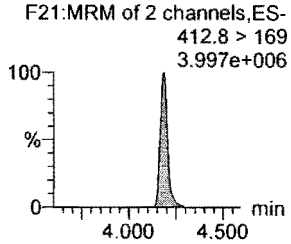

PFHpS

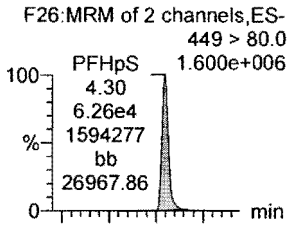

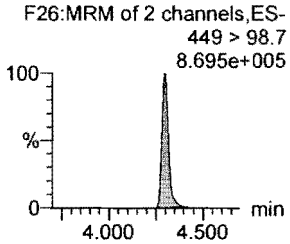

PFNA

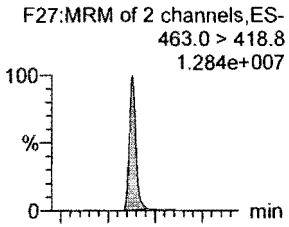

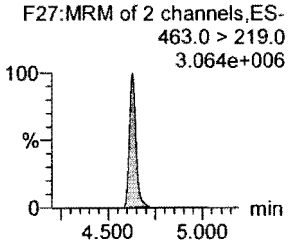

13C2-6:2 FTS

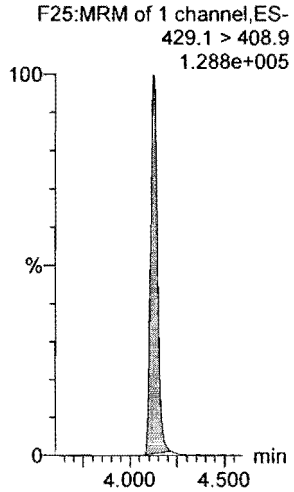

13C4-PFHpA

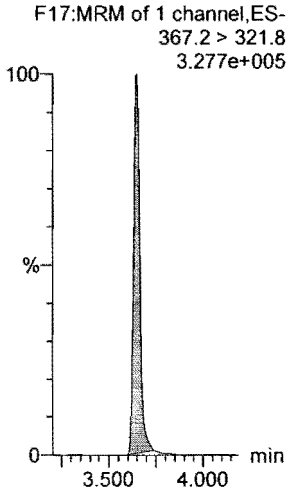

18O2-PFHxS

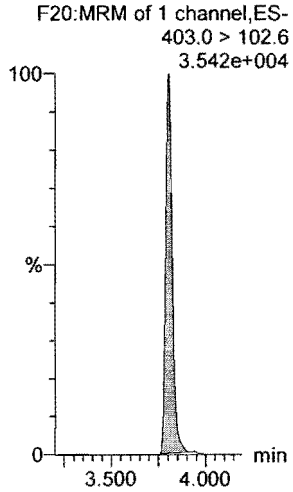

13C2-PFOA

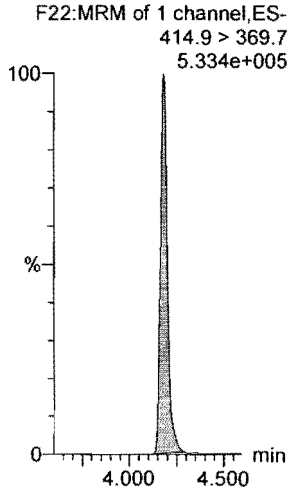

13C8-PFOS

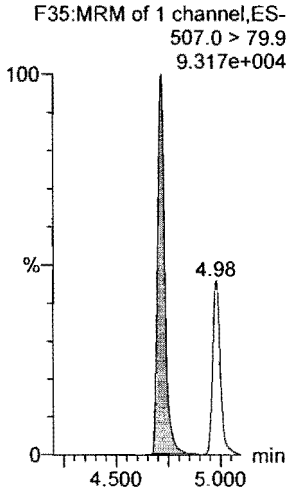

13C5-PFNA

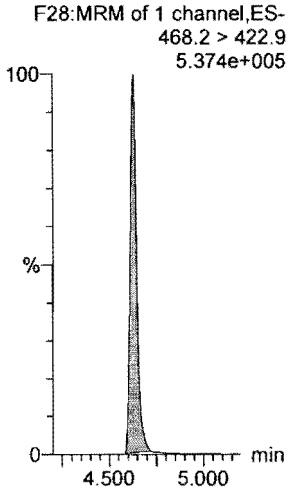

Dataset: F:\Projects\PFAS.PRO\Results\180827M3\180827M3-CRV.qld

Last Altered: Tuesday, August 28, 2018 10:34:19 Pacific Daylight Time
Printed: Tuesday, August 28, 2018 10:34:56 Pacific Daylight Time

Name: 180827M3_10, Date: 27-Aug-2018, Time: 20:53:15, ID: ST180827M3-7 PFC CS6 18H1709, Description: PFC CS6 18H1709

PFOSA

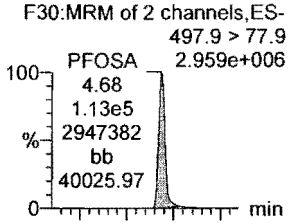

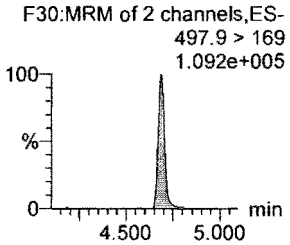

L-PFOS

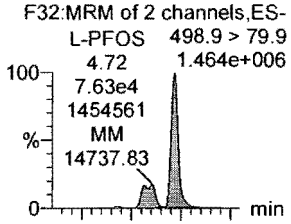

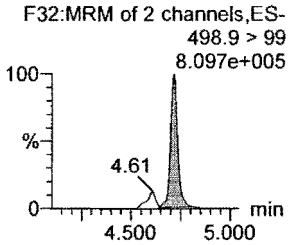

PFDA

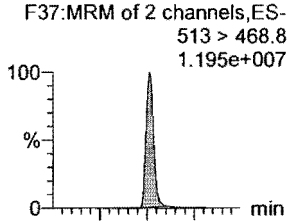

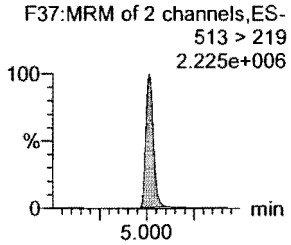

8:2 FTS

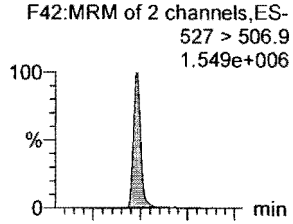

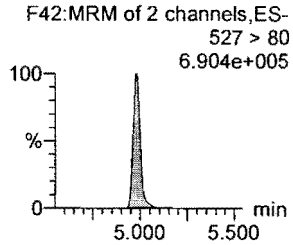

PFNS

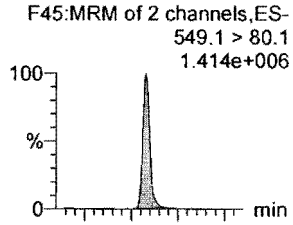

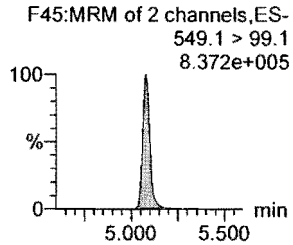

L-MeFOSAA

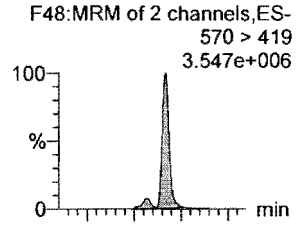

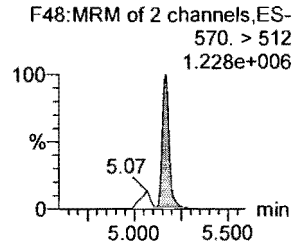

13C8-PFOSA

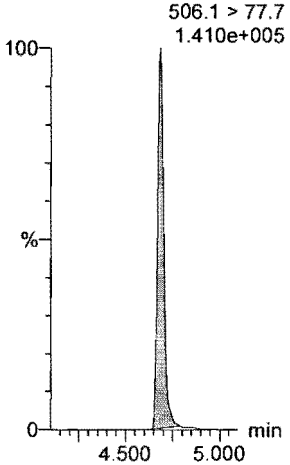

13C8-PFOS

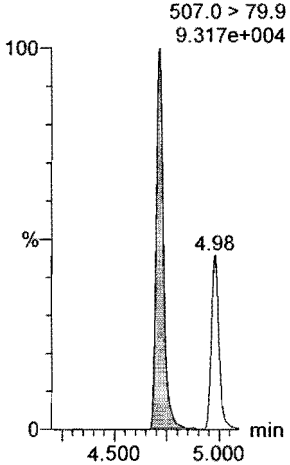

13C2-PFDA

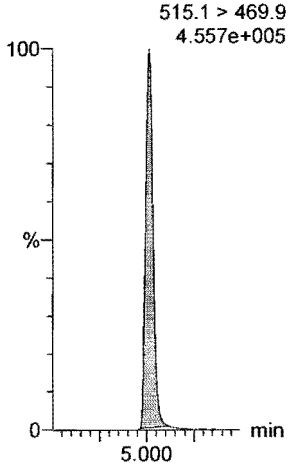

13C2-8:2 FTS

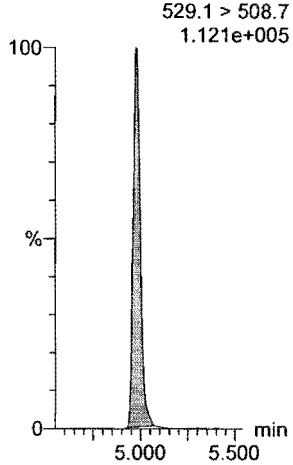

13C8-PFOS

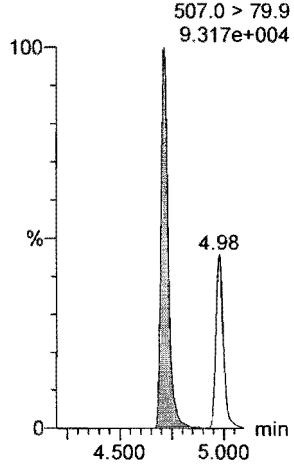

d3-N-MeFOSAA

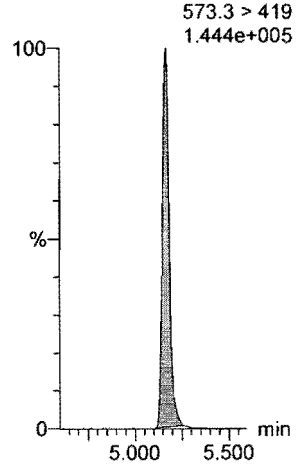

Dataset: F:\Projects\PFAS.PRO\Results\180827M3\180827M3-CRV.qld

Last Altered: Tuesday, August 28, 2018 10:34:19 Pacific Daylight Time
Printed: Tuesday, August 28, 2018 10:34:56 Pacific Daylight Time

Name: 180827M3_10, Date: 27-Aug-2018, Time: 20:53:15, ID: ST180827M3-7 PFC CS6 18H1709, Description: PFC CS6 18H1709

L-EtFOSAA

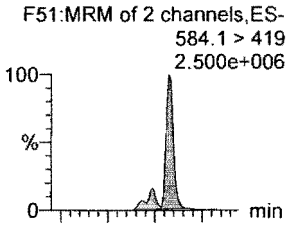

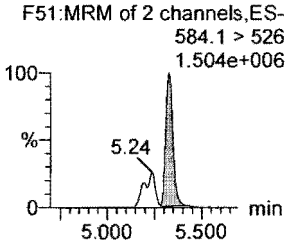

PFDoA

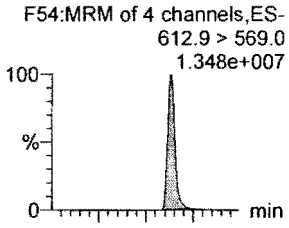

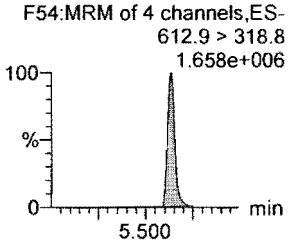

PFDS

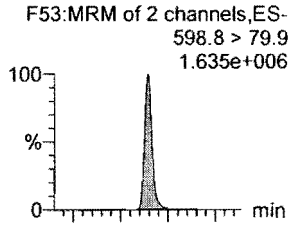

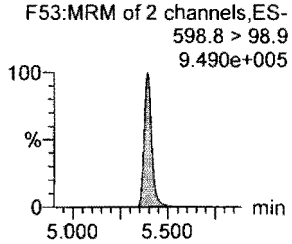

PFUdA

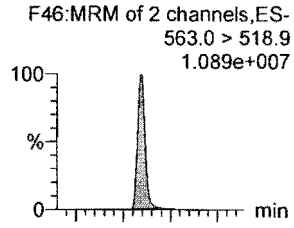

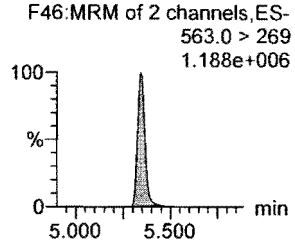

N-MeFOSA

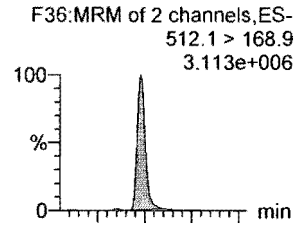

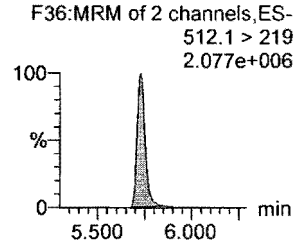

PFTrDA

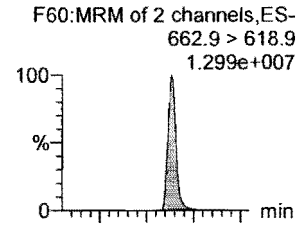

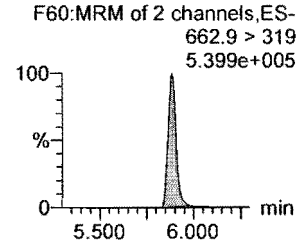

d5-N-EtFOSAA

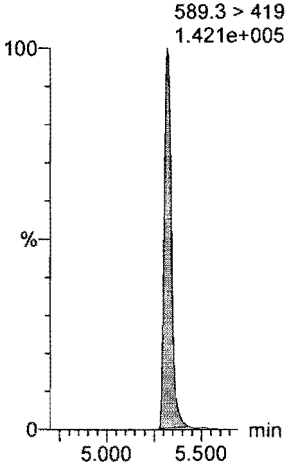

13C2-PFDoA



13C8-PFOS

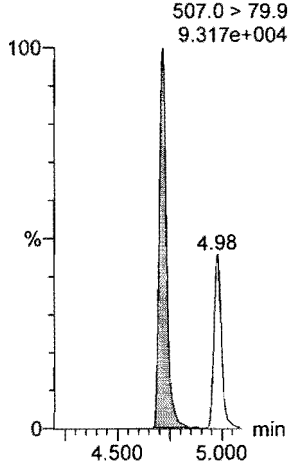

13C2-PFUdA

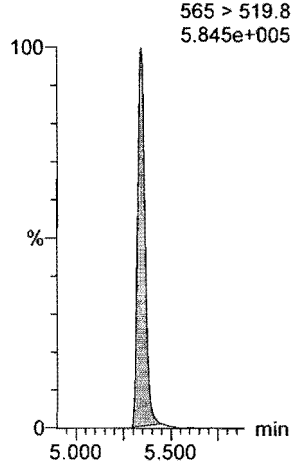

d3-N-MeFOSA

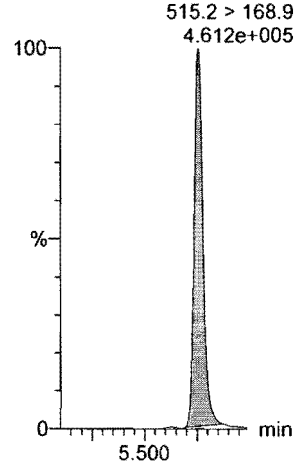

13C2-PFDoA

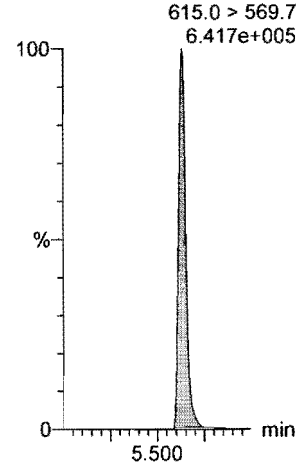

Dataset: F:\Projects\PFAS.PRO\Results\180827M3\180827M3-CRV.qld

Last Altered: Tuesday, August 28, 2018 10:34:19 Pacific Daylight Time
Printed: Tuesday, August 28, 2018 10:34:56 Pacific Daylight Time

Name: 180827M3_10, Date: 27-Aug-2018, Time: 20:53:15, ID: ST180827M3-7 PFC CS6 18H1709, Description: PFC CS6 18H1709

PFTeDA

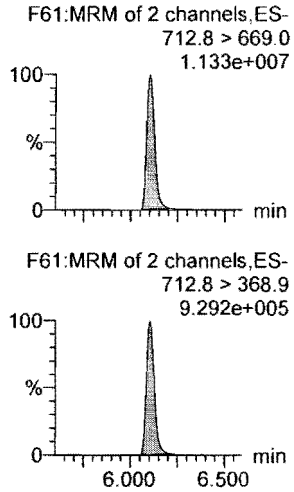

N-EtFOSA

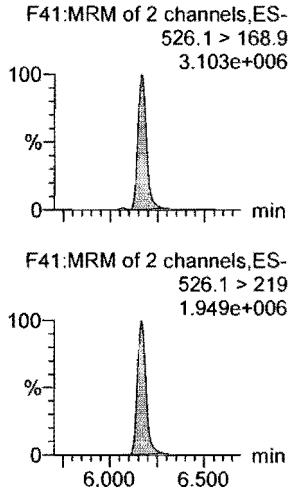

PFHxDA

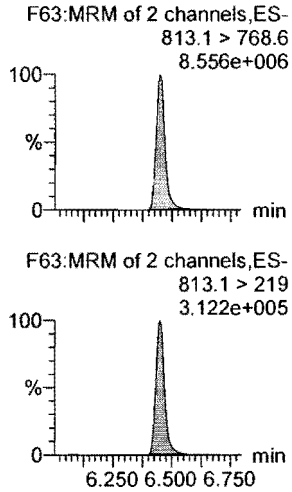

PFODA

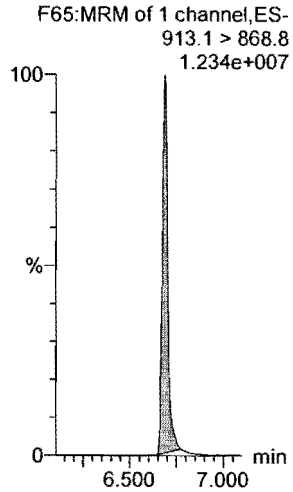

N-MeFOSE

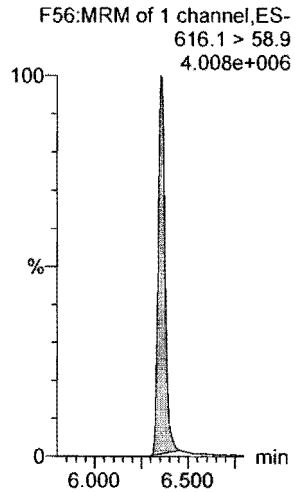

N-EtFOSE

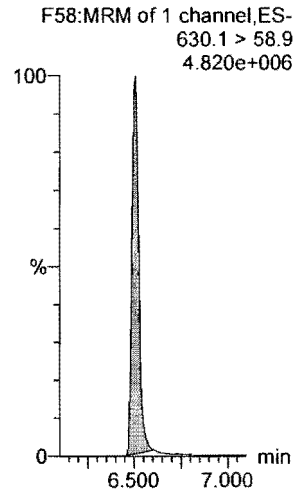

13C2-PFTeDA

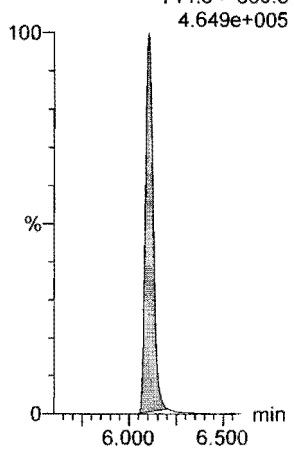

d5-N-ETFOSA

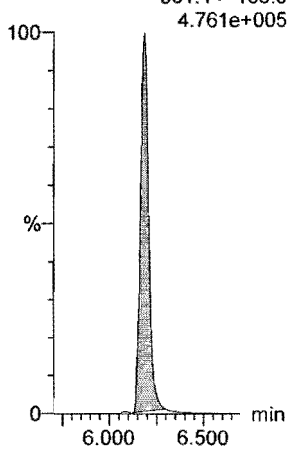

13C2-PFHxDA

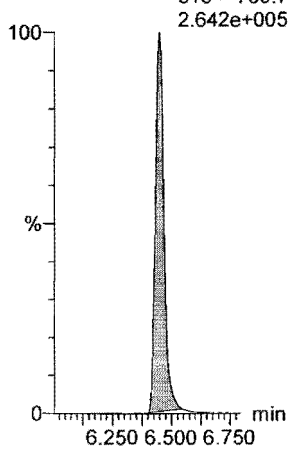

13C2-PFHxDA

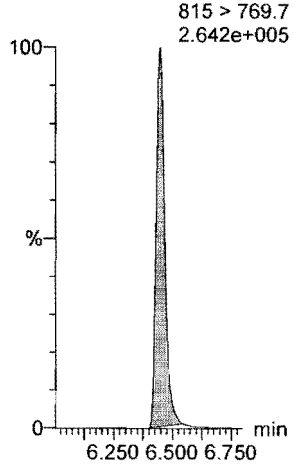

d7-N-MeFOSE

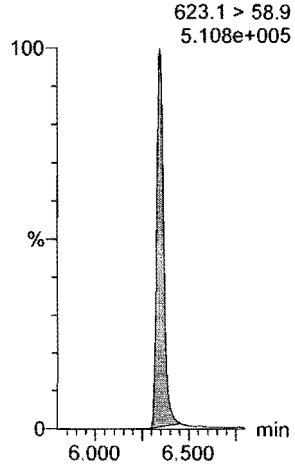

d9-N-EtFOSE

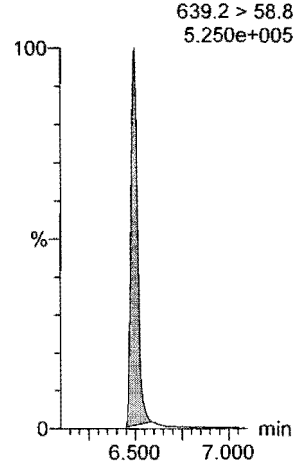

Dataset: F:\Projects\PFAS.PRO\Results\180827M3\180827M3-CRV.qld

Last Altered: Tuesday, August 28, 2018 10:34:19 Pacific Daylight Time
Printed: Tuesday, August 28, 2018 10:34:56 Pacific Daylight Time

Name: 180827M3_10, Date: 27-Aug-2018, Time: 20:53:15, ID: ST180827M3-7 PFC CS6 18H1709, Description: PFC CS6 18H1709

13C4-PFBA

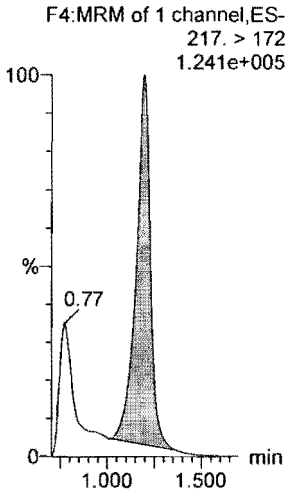

13C5-PFHxA

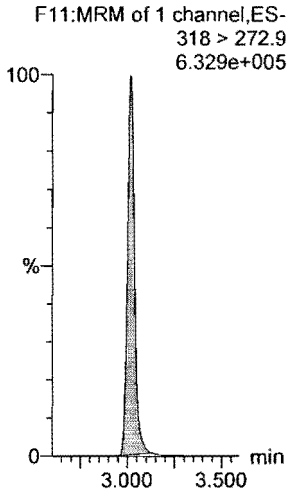

13C3-PFHxS

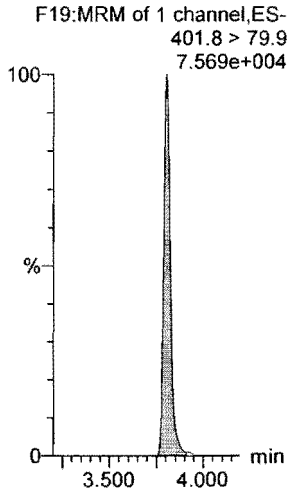

13C8-PFOA

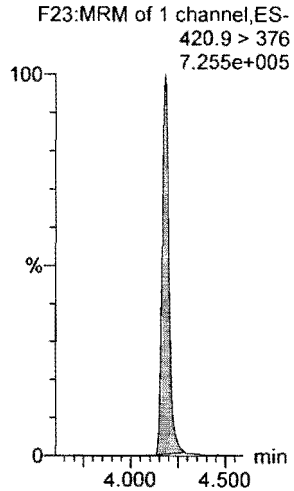

13C9-PFNA

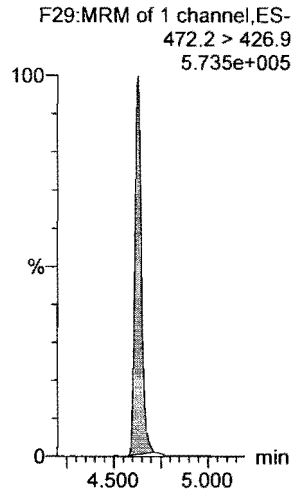

13C4-PFOS



13C6-PFDA

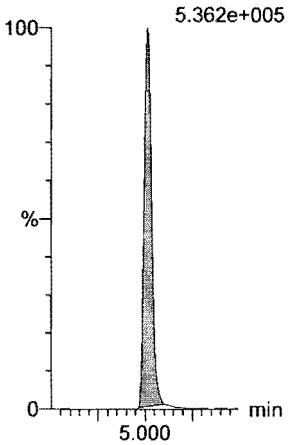

13C7-PFUdA

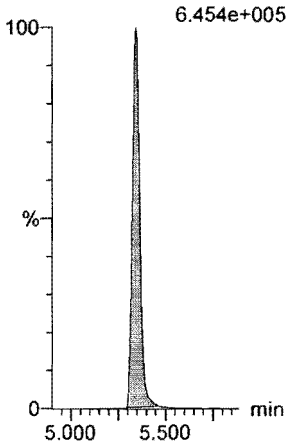

Dataset: F:\Projects\PFAS.PRO\Results\180827M3\180827M3-CRV.qld

Last Altered: Tuesday, August 28, 2018 10:34:19 Pacific Daylight Time
Printed: Tuesday, August 28, 2018 10:34:56 Pacific Daylight Time

Name: 180827M3_11, Date: 27-Aug-2018, Time: 21:03:48, ID: ST180827M3-8 PFC CS7 18H1710, Description: PFC CS7 18H1710

PFBA

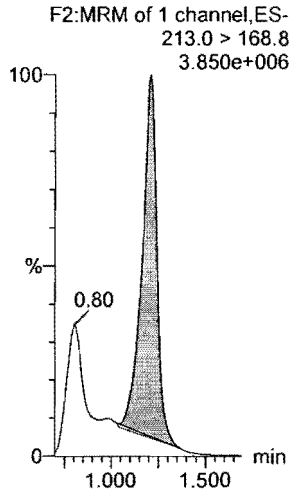

PFPeA

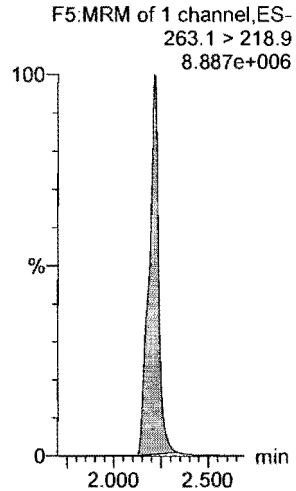

PFBS

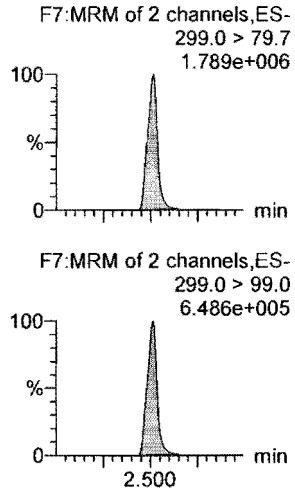

4:2 FTS

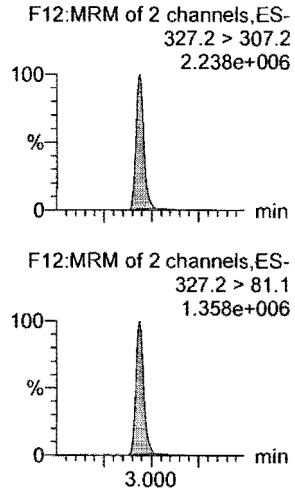

PFHxA

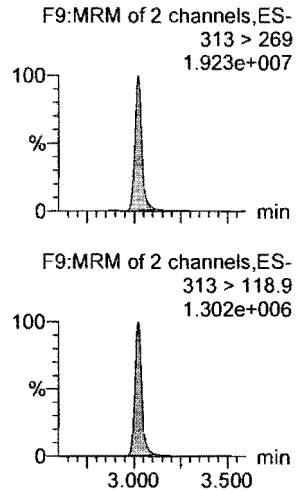

PFPeS

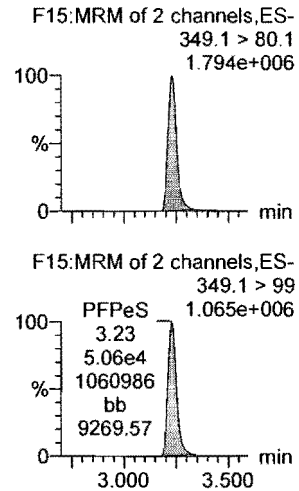

13C3-PFBA

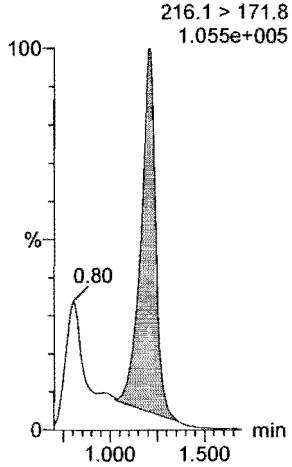

13C3-PFPeA

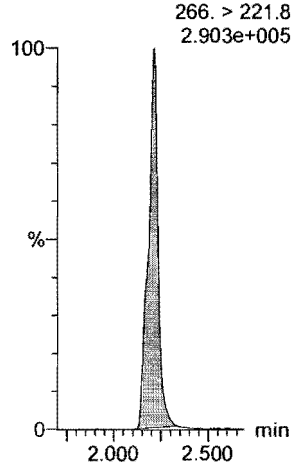

13C3-PFBS

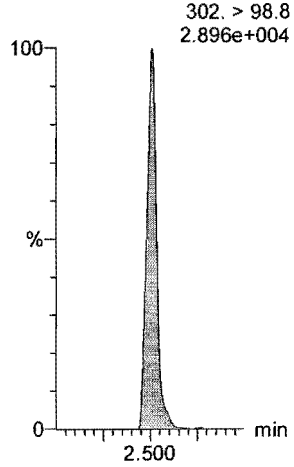

13C2-4:2 FTS

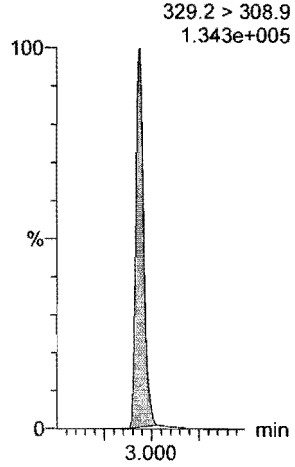

13C2-PFHxA

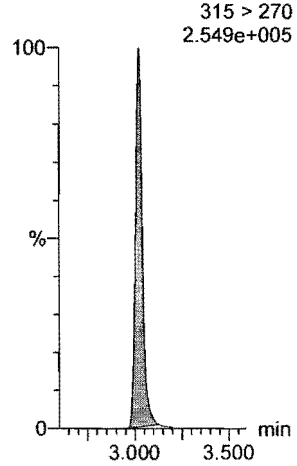

13C3-PFBS

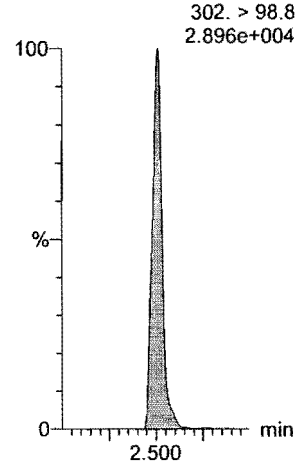

Dataset: F:\Projects\PFAS.PRO\Results\180827M3\180827M3-CRV.qld

Last Altered: Tuesday, August 28, 2018 10:34:19 Pacific Daylight Time
Printed: Tuesday, August 28, 2018 10:34:56 Pacific Daylight Time

Name: 180827M3_11, Date: 27-Aug-2018, Time: 21:03:48, ID: ST180827M3-8 PFC CS7 18H1710, Description: PFC CS7 18H1710

6:2 FTS

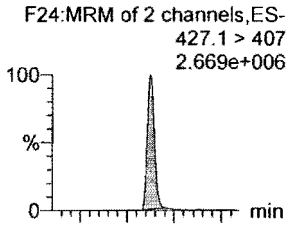

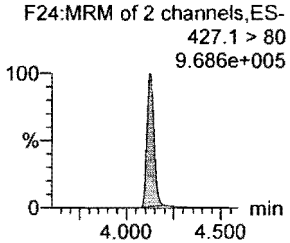

PFHpA

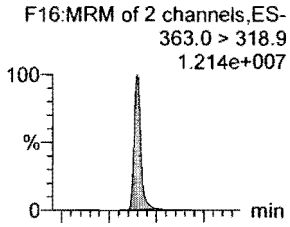

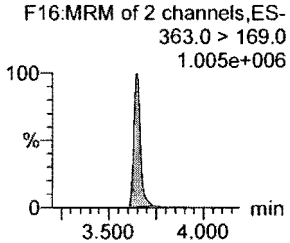

L-PFHxS

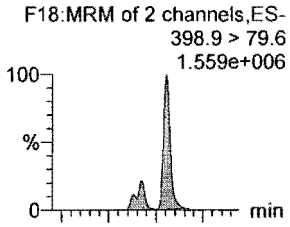

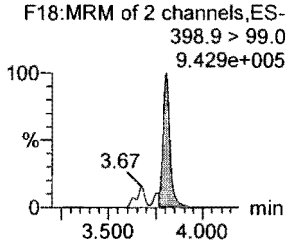

L-PFOA

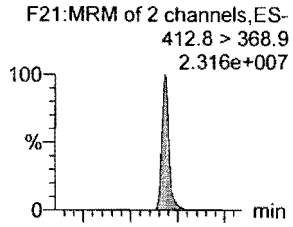

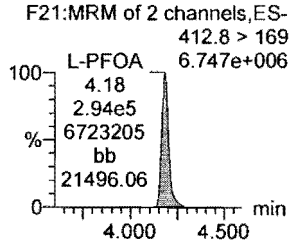

PFHpS

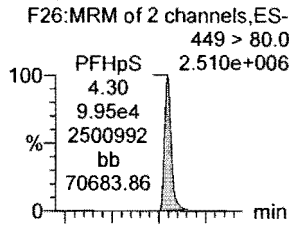

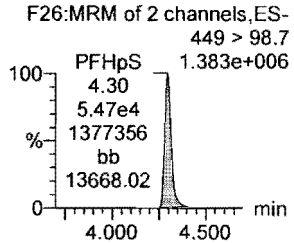

PFNA

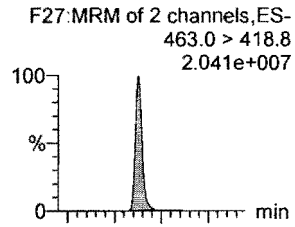

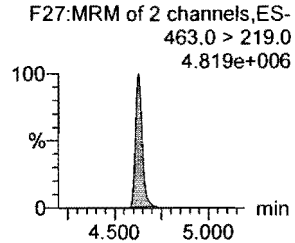

13C2-6:2 FTS

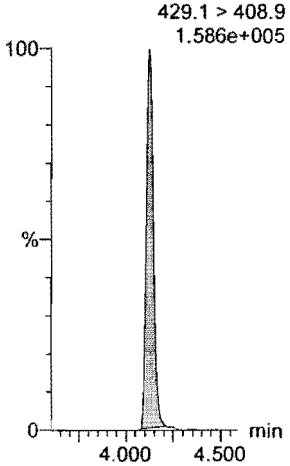

13C4-PFHpA

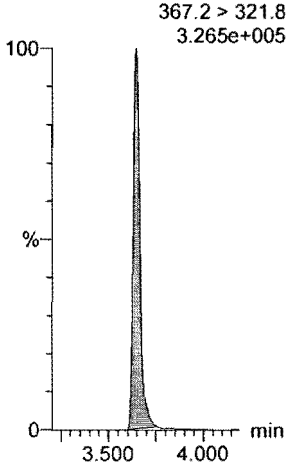

18O2-PFHxS

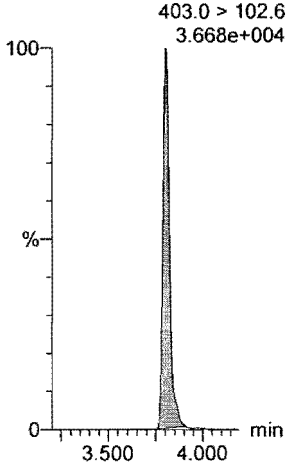

13C2-PFOA

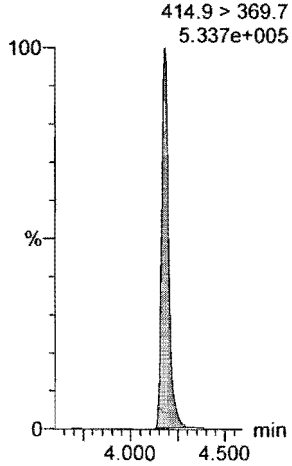

13C8-PFOS

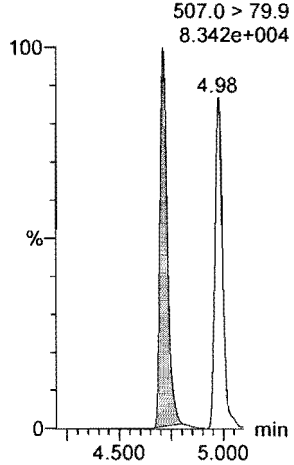

13C5-PFNA

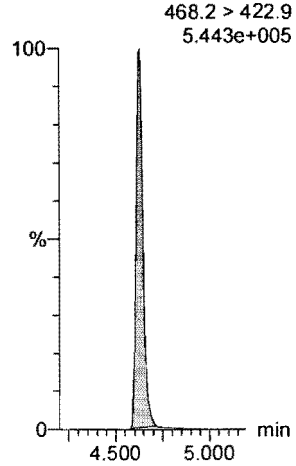

Dataset: F:\Projects\PFAS.PRO\Results\180827M3\180827M3-CRV.qld

Last Altered: Tuesday, August 28, 2018 10:34:19 Pacific Daylight Time
Printed: Tuesday, August 28, 2018 10:34:56 Pacific Daylight Time

Name: 180827M3_11, Date: 27-Aug-2018, Time: 21:03:48, ID: ST180827M3-8 PFC CS7 18H1710, Description: PFC CS7 18H1710

PFOSA

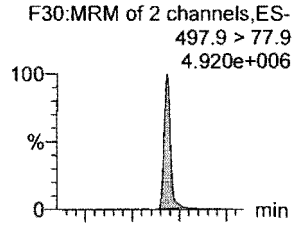

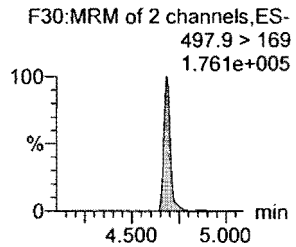

L-PFOS

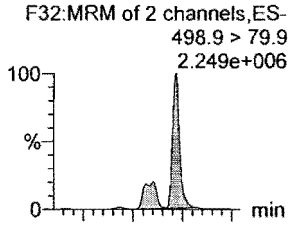

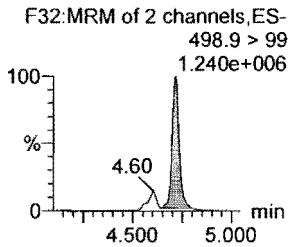

PFDA

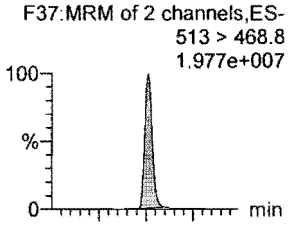

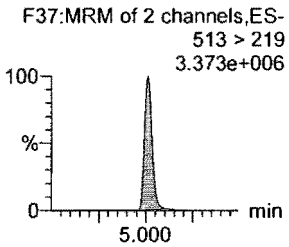

8:2 FTS

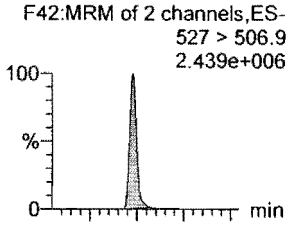

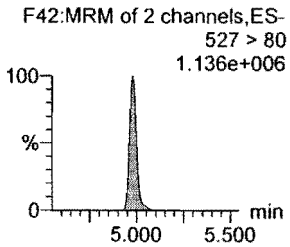

PFNS

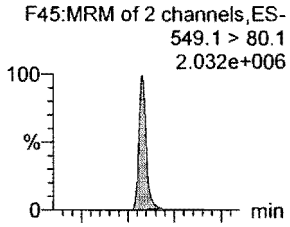

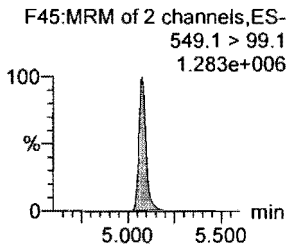

L-MeFOSAA

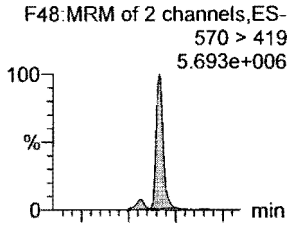

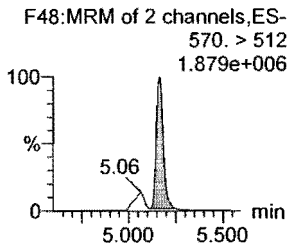

13C8-PFOSA

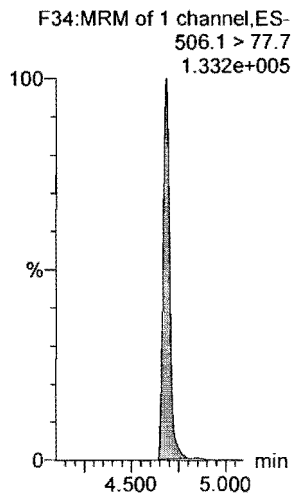

13C8-PFOS

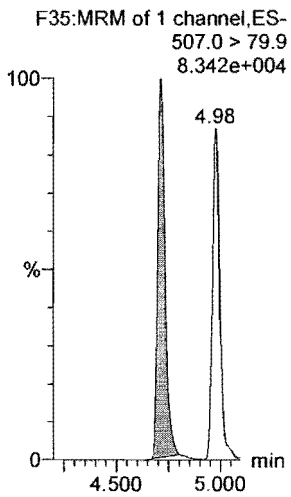

13C2-PFDA

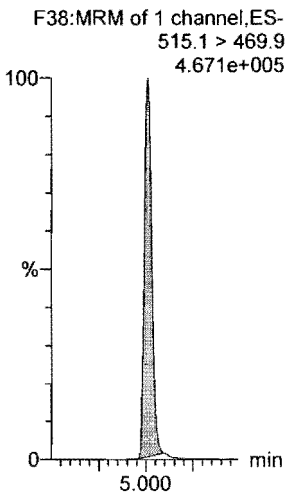

13C2-8:2 FTS

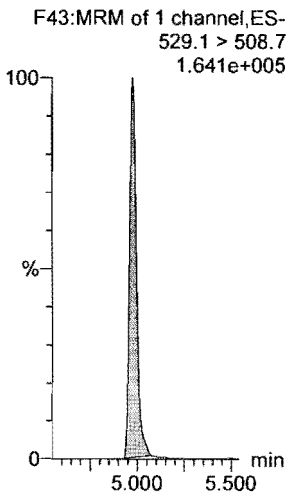

13C8-PFOS

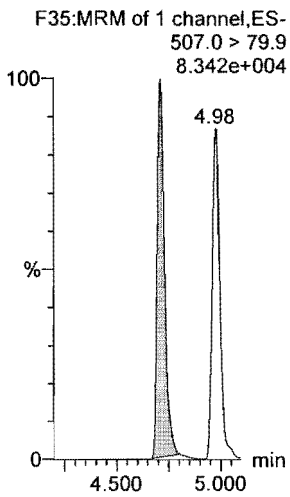

d3-N-MeFOSAA

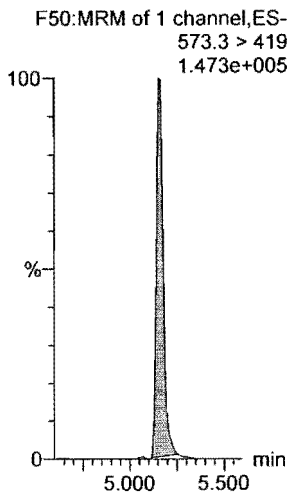

Dataset: F:\Projects\PFAS.PRO\Results\180827M3\180827M3-CRV.qld

Last Altered: Tuesday, August 28, 2018 10:34:19 Pacific Daylight Time
Printed: Tuesday, August 28, 2018 10:34:56 Pacific Daylight Time

Name: 180827M3_11, Date: 27-Aug-2018, Time: 21:03:48, ID: ST180827M3-8 PFC CS7 18H1710, Description: PFC CS7 18H1710

L-EtFOSAA

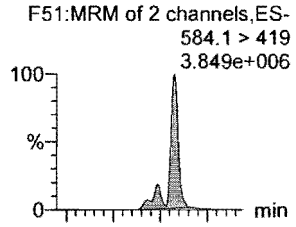

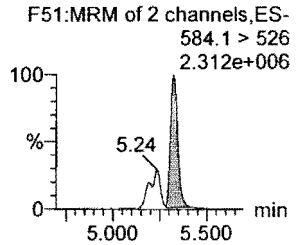

PFDoA

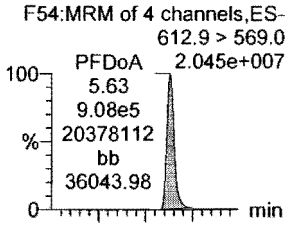

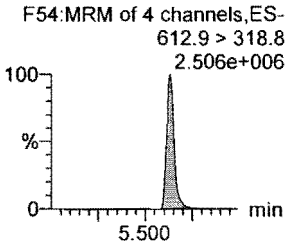

PFDS

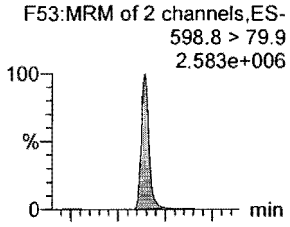

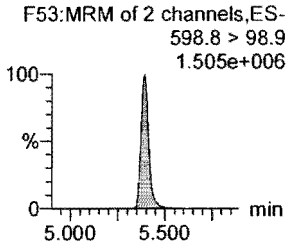

PFUdA

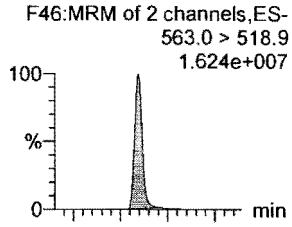

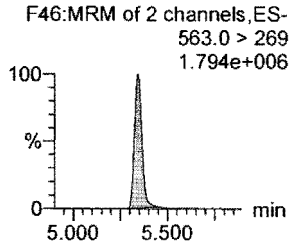

N-MeFOSA

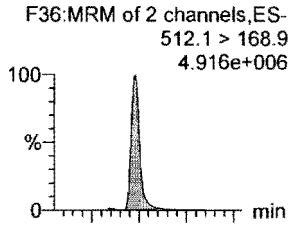

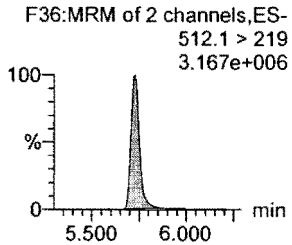

PFTrDA

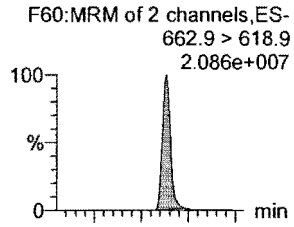

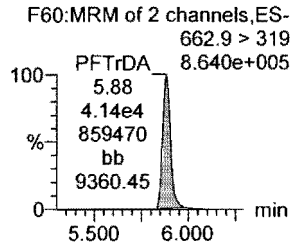

d5-N-EtFOSAA

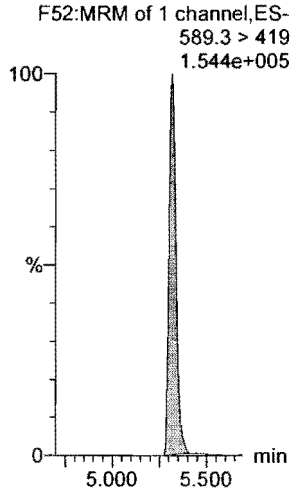

13C2-PFDoA

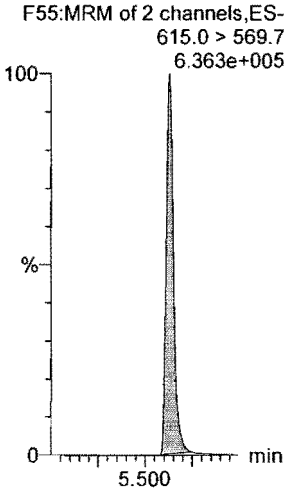

13C8-PFOS

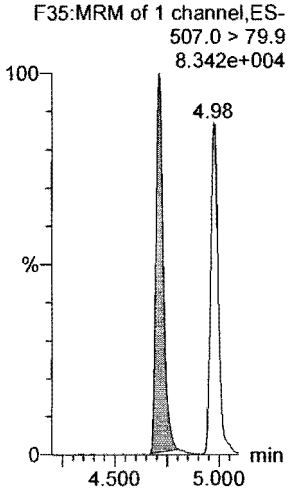

13C2-PFUdA

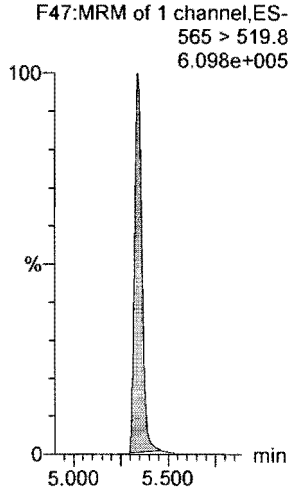

d3-N-MeFOSA

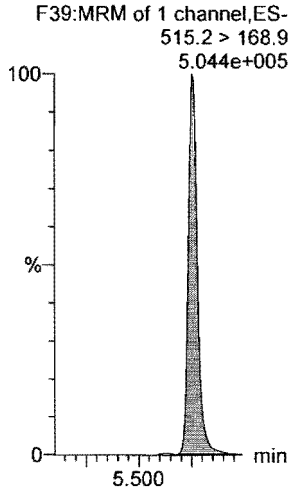

13C2-PFDoA

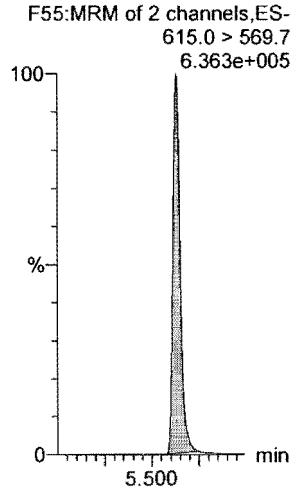

Dataset: F:\Projects\PFAS.PRO\Results\180827M3\180827M3-CRV.qld

Last Altered: Tuesday, August 28, 2018 10:34:19 Pacific Daylight Time
Printed: Tuesday, August 28, 2018 10:34:56 Pacific Daylight Time

Name: 180827M3_11, Date: 27-Aug-2018, Time: 21:03:48, ID: ST180827M3-8 PFC CS7 18H1710, Description: PFC CS7 18H1710

PFTeDA

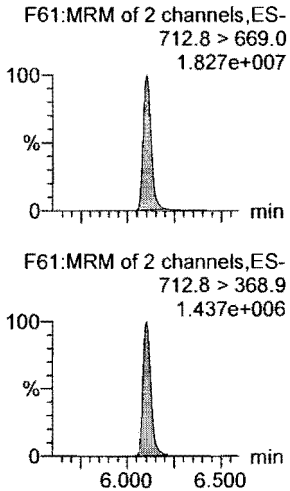

N-EtFOSA

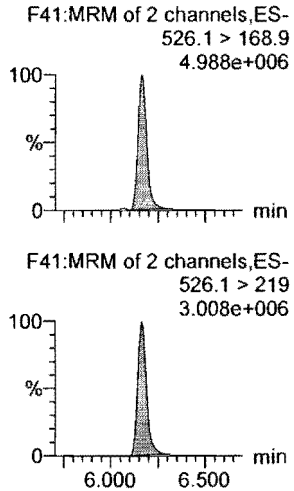

PFHxDA

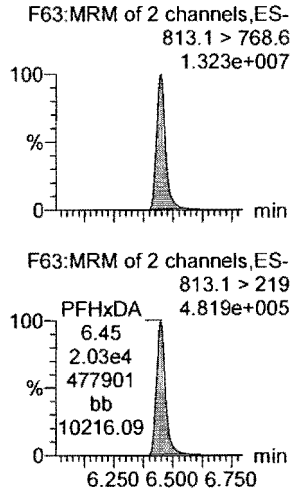

PFODA

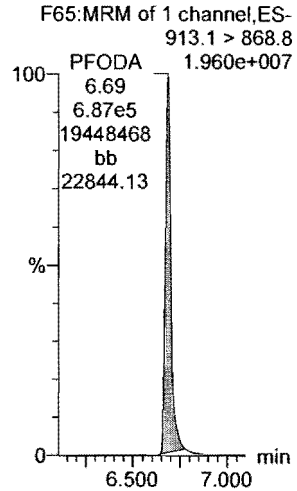

N-MeFOSE

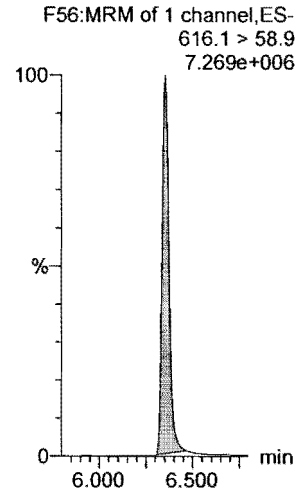

N-EtFOSE

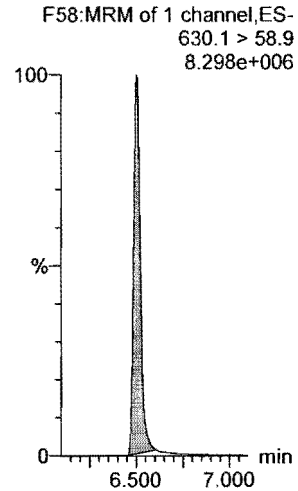

13C2-PFTeDA

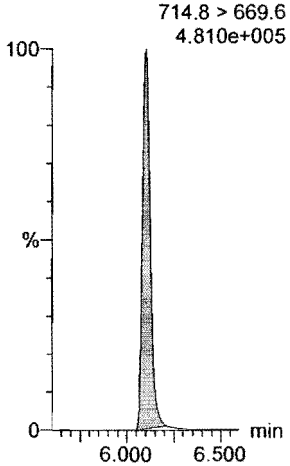

d5-N-ETFOSA

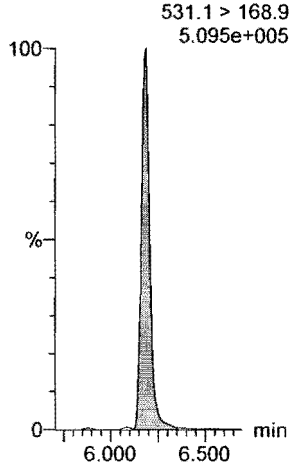

13C2-PFHxDA

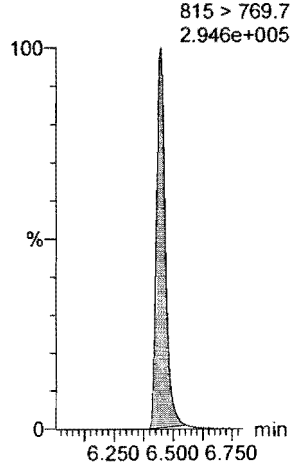

13C2-PFHxDA

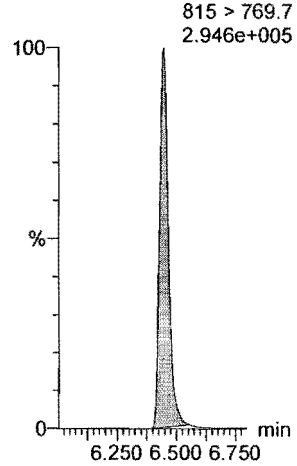

d7-N-MeFOSE

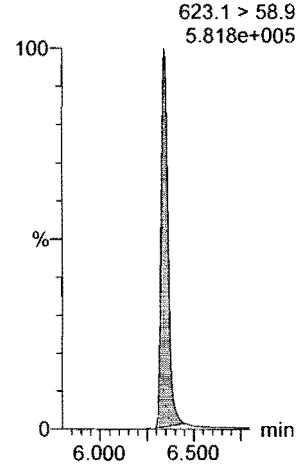

d9-N-EtFOSE

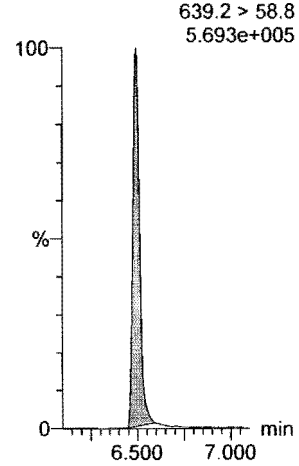

Dataset: F:\Projects\PFAS.PRO\Results\180827M3\180827M3-CRV.qld

Last Altered: Tuesday, August 28, 2018 10:34:19 Pacific Daylight Time
Printed: Tuesday, August 28, 2018 10:34:56 Pacific Daylight Time

Name: 180827M3_11, Date: 27-Aug-2018, Time: 21:03:48, ID: ST180827M3-8 PFC CS7 18H1710, Description: PFC CS7 18H1710

13C4-PFBA

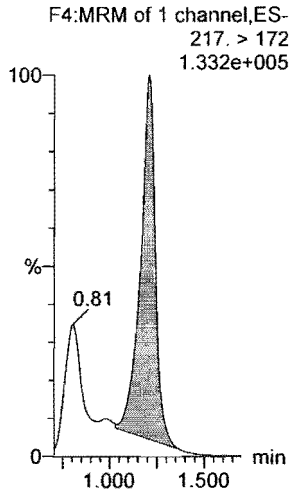

13C5-PFHxA

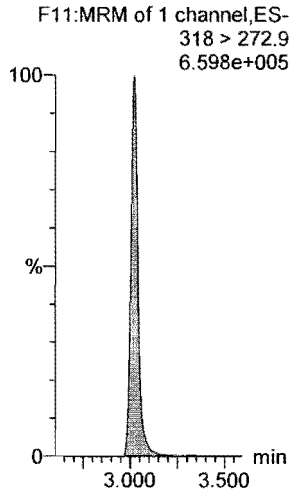

13C3-PFHxS

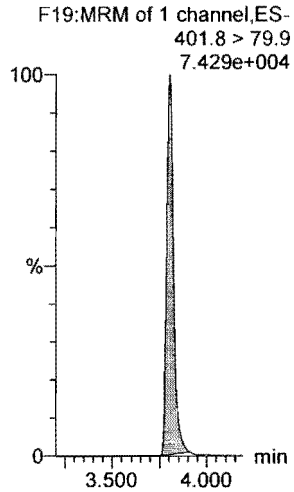

13C8-PFOA

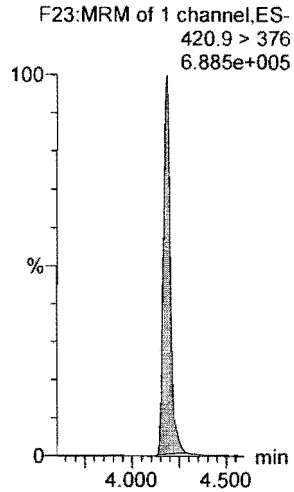

13C9-PFNA

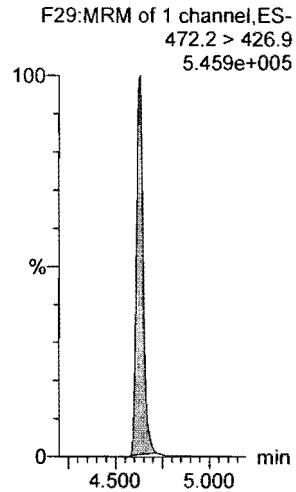

13C4-PFOS

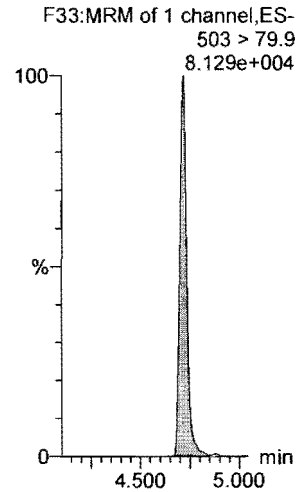

13C6-PFDA

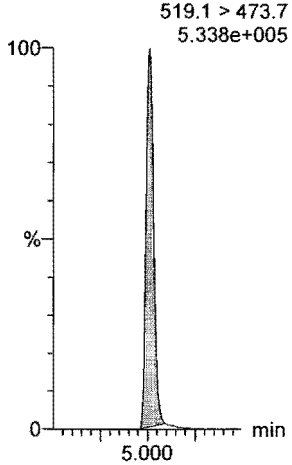

13C7-PFUdA

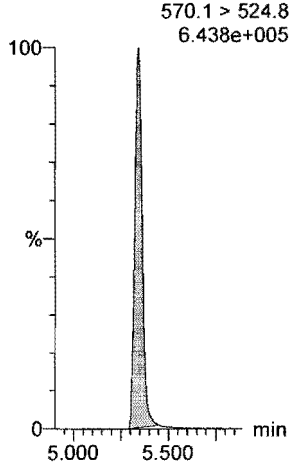

Vista Analytical Laboratory

Dataset: F:\Projects\PFAS.PRO\Results\180827M3\180827M3-ICV.qld

Last Altered: Tuesday, August 28, 2018 11:28:21 Pacific Daylight Time
Printed: Tuesday, August 28, 2018 11:28:34 Pacific Daylight Time

AD 8/28/18 MJT 8/28/18

Name: 180827M3_13, Date: 27-Aug-2018, Time: 21:25:00, ID: ICV180827M3-1 PFC 537 ICV 18H1711, Description: PFC 537 ICV 18H1711

	#	Name	Trace	Area	IS Area	wt/vol	RT	Response	Conc.	%Rec	Recovery ...	Ion Ratio	Ratio Out?
1	1	PFBA	213.0 > 168.8	8088.295	8676.329	1.00	1.21	11.653	9.0	90.4	NO		
2	2	PFPeA	263.1 > 218.9	14572.174	19133.480	1.00	2.21	9.520	9.2	92.4	NO		
3	3	PFBS	299.0 > 79.7	2855.824	2055.042	1.00	2.51	17.371	8.1	80.8	NO	2.674	NO
4	4	4:2 FTS	327.2>307.2	3390.134	3779.266	1.00	2.94	11.213	9.4	94.1	NO	1.641	NO
5	5	PFHxA	313 > 269	25677.494	12554.129	1.00	3.02	10.227	9.3	92.8	NO	15.882	NO
6	6	PFPeS	349.1>80.1	2754.922	2055.042	1.00	3.23	16.757	9.2	91.9	NO	1.599	NO
7	36	13C3-PFBA	216.1 > 171.8	8676.329	11193.537	1.00	1.21	9.689	12.5	99.7	NO		
8	37	13C3-PFPeA	266. > 221.8	19133.480	34063.406	1.00	2.22	7.021	12.1	96.7	NO		
9	38	13C3-PFBS	302. > 98.8	2055.042	34063.406	1.00	2.51	0.754	12.1	96.7	NO		
10	39	13C2-4:2 FTS	329.2>308.9	3779.266	34063.406	1.00	2.94	1.387	12.2	97.3	NO		
11	40	13C2-PFHxA	315 > 270	12554.129	34063.406	1.00	3.02	4.607	4.9	98.6	NO		
12	38	13C3-PFBS	302. > 98.8	2055.042	34063.406	1.00	2.51	0.754	12.1	96.7	NO		
13	-1												
14	10	6:2 FTS	427.1 > 407	3751.592	3746.504	1.00	4.12	12.517	9.7	96.8	NO	2.683	NO
15	7	PFHpA	363.0 > 318.9	15860.963	16286.081	1.00	3.65	12.174	9.6	95.7	NO	12.836	NO
16	8	L-PFHxS	398.9 > 79.6	2292.457	1949.247	1.00	3.81	14.701	8.0	79.9	NO	1.673	NO
17	11	L-PFOA	412.8 > 368.9	31874.066	28757.918	1.00	4.18	13.854	9.2	92.1	NO	3.384	NO
18	13	PFHpS	449 > 80.0	2948.321	4468.417	1.00	4.30	8.248	9.0	90.1	NO	1.749	NO
19	14	PFNA	463.0 > 418.8	26460.059	29184.869	1.00	4.63	11.333	9.0	90.1	NO	4.001	NO
20	43	13C2-6:2 FTS	429.1 > 408.9	3746.504	38521.828	1.00	4.12	1.216	12.0	95.8	NO		
21	41	13C4-PFHpA	367.2 > 321.8	16286.081	34063.406	1.00	3.65	5.976	12.2	98.0	NO		
22	42	18O2-PFHxS	403.0 > 102.6	1949.247	3933.394	1.00	3.81	6.195	13.0	104.4	NO		
23	44	13C2-PFOA	414.9 > 369.7	28757.918	38521.828	1.00	4.18	9.332	12.8	102.4	NO		
24	47	13C8-PFOS	507.0 > 79.9	4468.417	4069.271	1.00	4.72	13.726	12.9	103.1	NO		
25	45	13C5-PFNA	468.2 > 422.9	29184.869	29327.836	1.00	4.63	12.439	12.9	103.0	NO		
26	-1												
27	15	PFOSA	497.9 > 77.9	6212.908	6505.346	1.00	4.68	11.938	10.3	102.7	NO	30.046	NO
28	16	L-PFOS	498.9 > 79.9	3479.183	4468.417	1.00	4.72	9.733	8.9	89.3	NO	2.045	NO
29	18	PFDA	513 > 468.8	29349.824	26952.607	1.00	5.01	13.612	9.2	92.0	NO	5.406	NO
30	19	8:2 FTS	527 > 506.9	3585.814	3607.457	1.00	4.98	12.425	9.7	97.3	NO	2.234	NO
31	20	PFNS	549.1 > 80.1	3055.717	4468.417	1.00	5.08	8.548	9.4	94.1	NO	1.721	NO
32	21	L-MeFOSAA	570 > 419	9356.035	7065.325	1.00	5.17	16.553	10.8	107.8	NO	2.918	NO
33	46	13C8-PFOSA	506.1 > 77.7	6505.346	38757.430	1.00	4.69	2.098	12.6	100.9	NO		
34	47	13C8-PFOS	507.0 > 79.9	4468.417	4069.271	1.00	4.72	13.726	12.9	103.1	NO		
35	48	13C2-PFDA	515.1 > 469.9	26952.607	32669.408	1.00	5.01	10.313	12.6	100.5	NO		
36	49	13C2-8:2 FTS	529.1 > 508.7	3607.457	38521.828	1.00	4.98	1.171	12.5	99.9	NO		

Dataset: F:\Projects\PFAS.PRO\Results\180827M3\180827M3-ICV.qld

Last Altered: Tuesday, August 28, 2018 11:28:21 Pacific Daylight Time
Printed: Tuesday, August 28, 2018 11:28:34 Pacific Daylight Time

A Not in ICV

Name: 180827M3_13, Date: 27-Aug-2018, Time: 21:25:00, ID: ICV180827M3-1 PFC 537 ICV 18H1711, Description: PFC 537 ICV 18H1711

	#	Name	Trace	Area	IS Area	wt/vol	RT	Response	Conc.	%Rec	Recovery ...	Ion Ratio	Ratio Out?
37	47	13C8-PFOS	507.0 > 79.9	4468.417	4069.271	1.00	4.72	13.726	12.9	103.1	NO		
38	50	d3-N-MeFOSAA	573.3 > 419	7065.325	38757.430	1.00	5.16	2.279	12.0	96.0	NO		
39	-1												
40	23	L-EtFOSAA	584.1 > 419	8180.401	8416.747	1.00	5.32	12.149	10.2	102.3	NO	1.650	NO
41	27	PFDoA	612.9 > 569.0	30848.916	35722.398	1.00	5.63	10.795	9.4	94.2	NO	7.927	NO
42	26	PFDS	598.8 > 79.9	3644.193	4468.417	1.00	5.39	10.194	9.2	92.5	NO	1.643	NO
43	25	PFUdA	563.0 > 518.9	27112.891	34849.309	1.00	5.34	9.725	10.2	102.2	NO	9.350	NO
44	28	N-MeFOSA	512.1 > 168.9		23489.678	1.00				A	NO		
45	29	PFTrDA	662.9 > 618.9	33117.195	35722.398	1.00	5.88	11.588	9.4	93.9	NO	24.018	NO
46	52	d5-N-EtFOSAA	589.3 > 419	8416.747	38757.430	1.00	5.32	2.715	12.4	99.0	NO		
47	53	13C2-PFDoA	615.0 > 569.7	35722.398	32669.408	1.00	5.63	13.668	12.5	100.3	NO		
48	47	13C8-PFOS	507.0 > 79.9	4468.417	4069.271	1.00	4.72	13.726	12.9	103.1	NO		
49	51	13C2-PFUdA	565 > 519.8	34849.309	38757.430	1.00	5.34	11.240	12.3	98.6	NO		
50	54	d3-N-MeFOSA	515.2 > 168.9	23489.678	38757.430	1.00	5.75	7.576	141.4	94.3	NO		
51	53	13C2-PFDoA	615.0 > 569.7	35722.398	32669.408	1.00	5.63	13.668	12.5	100.3	NO		
52	-1												
53	30	PFTeDA	712.8 > 669.0	28423.709	26256.209	1.00	6.10	13.532	9.5	94.5	NO	12.931	NO
54	31	N-EtFOSA	526.1 > 168.9		28128.033	1.00				A	NO		
55	32	PFHxDA	813.1 > 768.6		13056.268	1.00					NO		
56	33	PFODA	913.1 > 868.8		13056.268	1.00					NO		
57	34	N-MeFOSE	616.1 > 58.9		21591.662	1.00					NO		
58	35	N-EtFOSE	630.1 > 58.9		21592.316	1.00					NO		
59	55	13C2-PFTeDA	714.8 > 669.6	26256.209	38757.430	1.00	6.10	8.468	12.2	97.7	NO		
60	56	d5-N-ETFOSA	531.1 > 168.9	28128.033	38757.430	1.00	6.18	9.072	148.0	98.6	NO		
61	57	13C2-PFHxDA	815 > 769.7	13056.268	38757.430	1.00	6.45	4.211	4.8	96.6	NO		
62	57	13C2-PFHxDA	815 > 769.7	13056.268	38757.430	1.00	6.45	4.211	4.8	96.6	NO		
63	58	d7-N-MeFOSE	623.1 > 58.9	21591.662	38757.430	1.00	6.35	6.964	138.1	92.1	NO		
64	59	d9-N-EtFOSE	639.2 > 58.8	21592.316	38757.430	1.00	6.50	6.964	140.0	93.3	NO		
65	-1												
66	60	13C4-PFBA	217. > 172	11193.537	11193.537	1.00	1.21	12.500	12.5	100.0	NO		
67	61	13C5-PFHxA	318 > 272.9	34063.406	34063.406	1.00	3.02	12.500	12.5	100.0	NO		
68	62	13C3-PFHxS	401.8 > 79.9	3933.394	3933.394	1.00	3.81	12.500	12.5	100.0	NO		
69	63	13C8-PFOA	420.9 > 376	38521.828	38521.828	1.00	4.18	12.500	12.5	100.0	NO		
70	64	13C9-PFNA	472.2 > 426.9	29327.836	29327.836	1.00	4.63	12.500	12.5	100.0	NO		
71	65	13C4-PFOS	503 > 79.9	4069.271	4069.271	1.00	4.72	12.500	12.5	100.0	NO		
72	66	13C6-PFDA	519.1 > 473.7	32669.408	32669.408	1.00	5.01	12.500	12.5	100.0	NO		

Dataset: F:\Projects\PFAS.PRO\Results\180827M3\180827M3-ICV.qld

Last Altered: Tuesday, August 28, 2018 11:28:21 Pacific Daylight Time
Printed: Tuesday, August 28, 2018 11:28:34 Pacific Daylight Time

Name: 180827M3_13, Date: 27-Aug-2018, Time: 21:25:00, ID: ICV180827M3-1 PFC 537 ICV 18H1711, Description: PFC 537 ICV 18H1711

	#	Name	Trace	Area	IS Area	wt/vol	RT	Response	Conc.	%Rec	Recovery ...	Ion Ratio	Ratio Out?
73	67	13C7-PFUdA	570.1 > 524.8	38757.430	38757.430	1.00	5.34	12.500	12.5	100.0	NO		

Dataset: F:\Projects\PFAS.PRO\Results\180827M3\180827M3-ICV.qld

Last Altered: Tuesday, August 28, 2018 11:28:21 Pacific Daylight Time
Printed: Tuesday, August 28, 2018 11:28:34 Pacific Daylight Time

Method: F:\Projects\PFAS.PRO\MethDB\PFAS_FULL_80C_082718_B.mdb 28 Aug 2018 10:44:43
Calibration: F:\Projects\PFAS.PRO\CurveDB\C18_VAL-PFAS_Q4_08-27-18.cdb 28 Aug 2018 10:38:34

Name: 180827M3_13, Date: 27-Aug-2018, Time: 21:25:00, ID: ICV180827M3-1 PFC 537 ICV 18H1711, Description: PFC 537 ICV 18H1711

PFBA

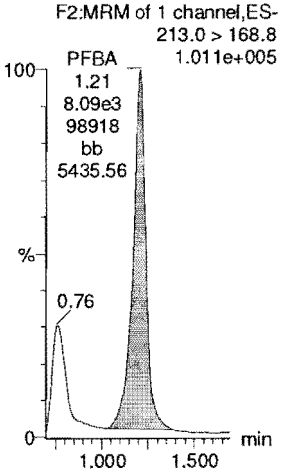

PFPeA

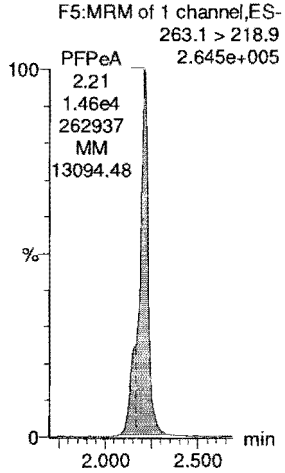

PFBS

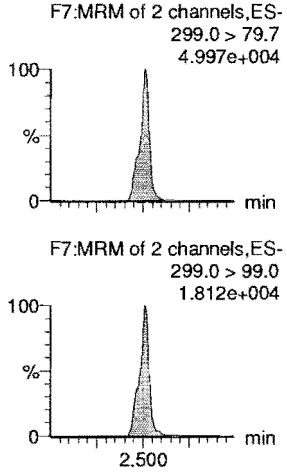

4:2 FTS

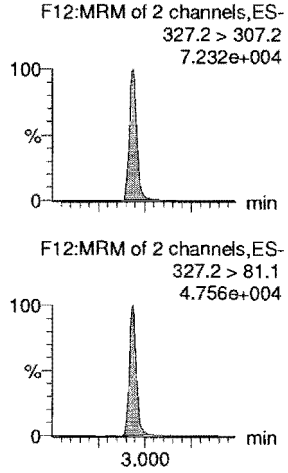

PFHxA

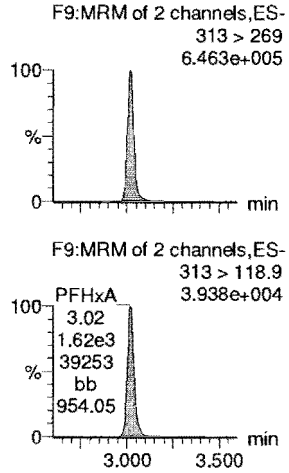

PFPeS

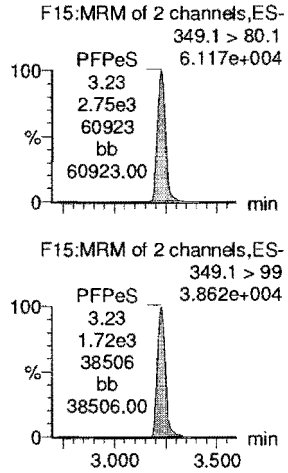

13C3-PFBA

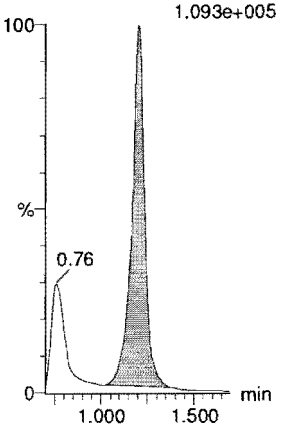

13C3-PFPeA

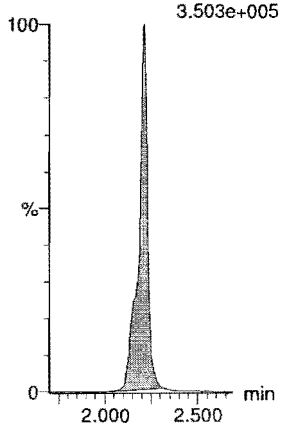

13C3-PFBS

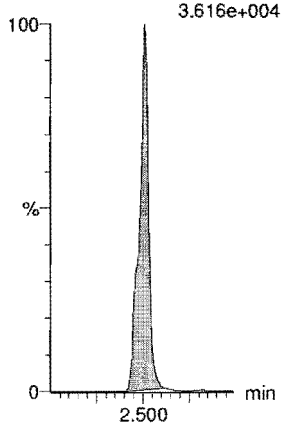

13C2-4:2 FTS

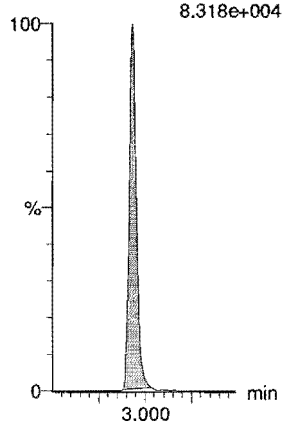

13C2-PFHxA

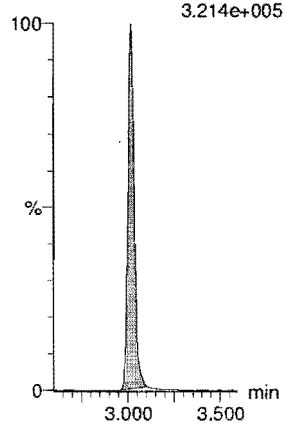

13C3-PFBS

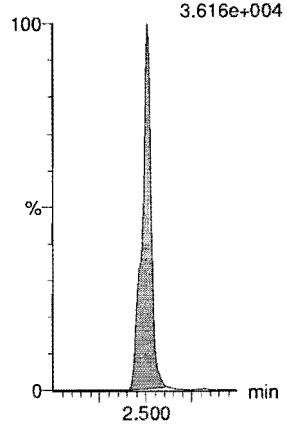

Dataset: F:\Projects\PFAS.PRO\Results\180827M3\180827M3-ICV.qld

Last Altered: Tuesday, August 28, 2018 11:28:21 Pacific Daylight Time
Printed: Tuesday, August 28, 2018 11:28:34 Pacific Daylight Time

Name: 180827M3_13, Date: 27-Aug-2018, Time: 21:25:00, ID: ICV180827M3-1 PFC 537 ICV 18H1711, Description: PFC 537 ICV 18H1711

6:2 FTS

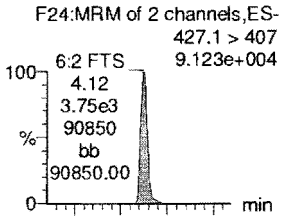

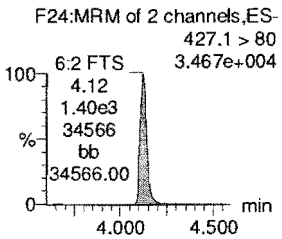

PFHpA

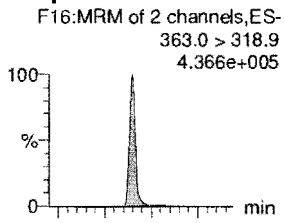

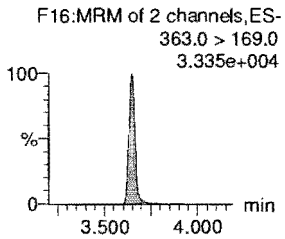

L-PFHxS

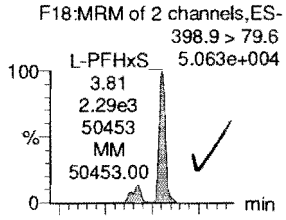

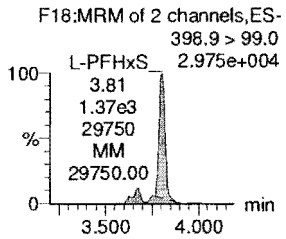

L-PFOA

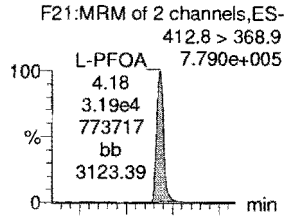

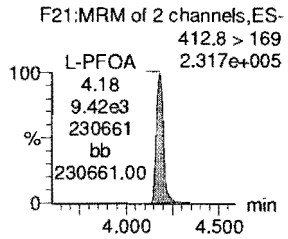

PFHpS

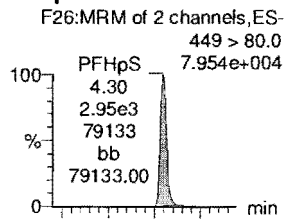

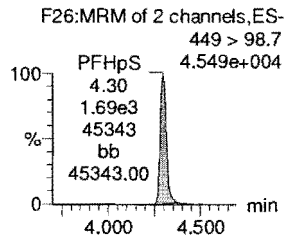

PFNA

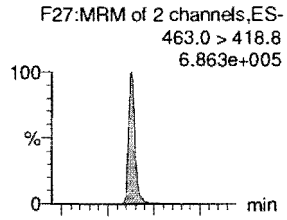

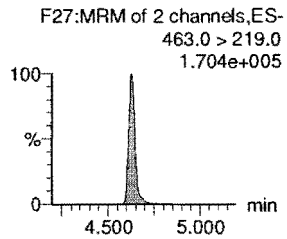

13C2-6:2 FTS

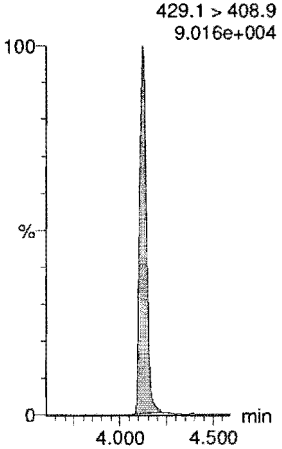

13C4-PFHpA

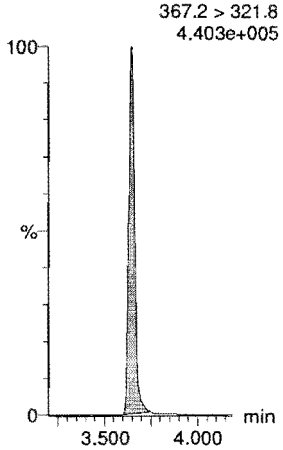

18O2-PFHxS



13C2-PFOA

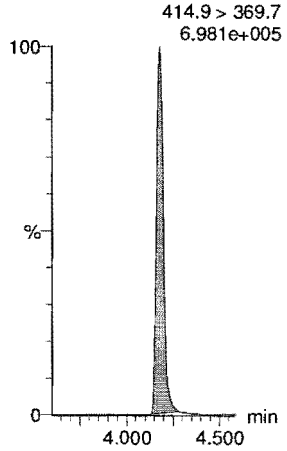

13C8-PFOS

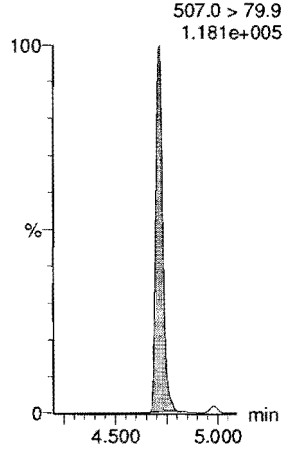

13C5-PFNA

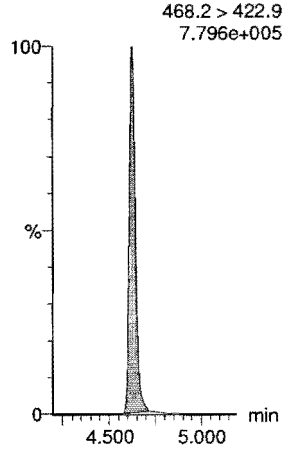

Vista Analytical Laboratory

Dataset: F:\Projects\PFAS.PRO\Results\180827M3\180827M3-ICV.qld

Last Altered: Tuesday, August 28, 2018 11:28:21 Pacific Daylight Time
Printed: Tuesday, August 28, 2018 11:28:34 Pacific Daylight Time

Name: 180827M3_13, Date: 27-Aug-2018, Time: 21:25:00, ID: ICV180827M3-1 PFC 537 ICV 18H1711, Description: PFC 537 ICV 18H1711

PFOSA

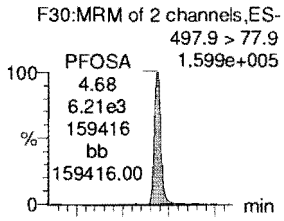

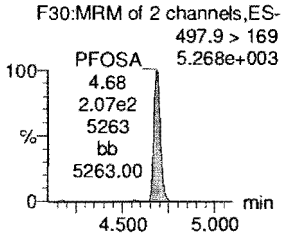

L-PFOS

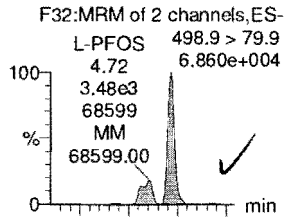

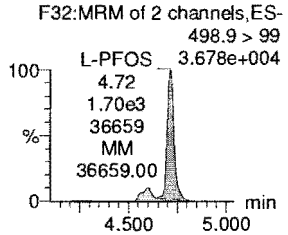

PFDA

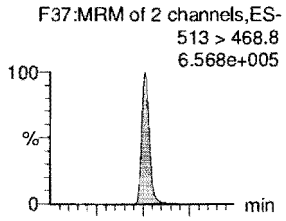

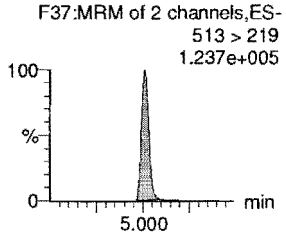

8:2 FTS

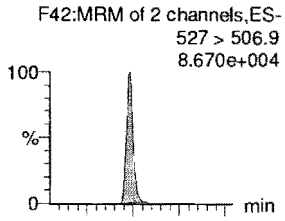

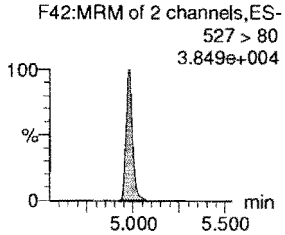

PFNS

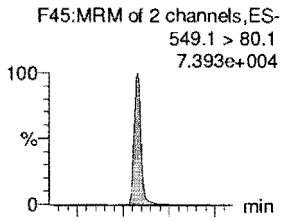

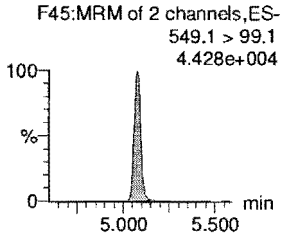

L-MeFOSAA

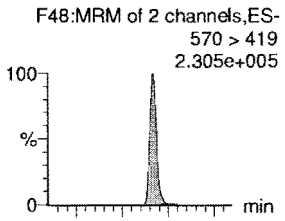

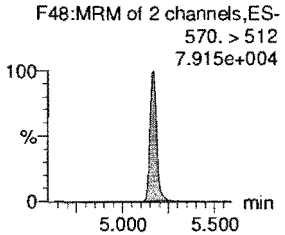

13C8-PFOSA

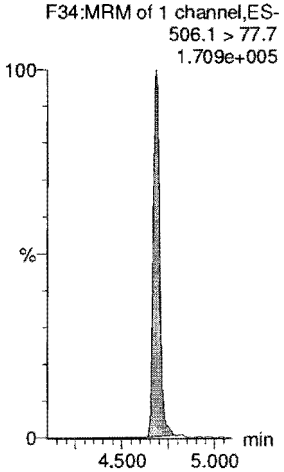

13C8-PFOS

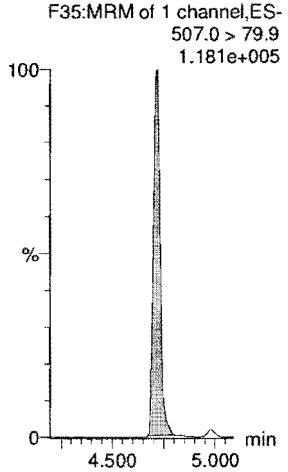

13C2-PFDA

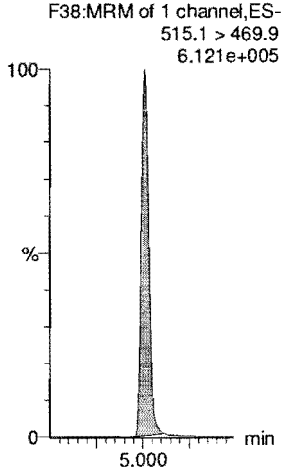

13C2-8:2 FTS

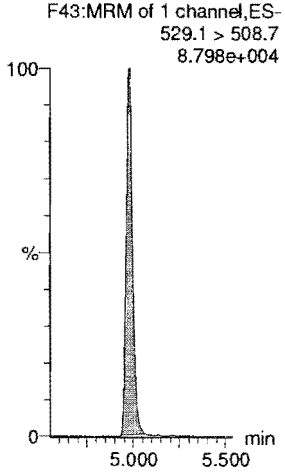

13C8-PFOS

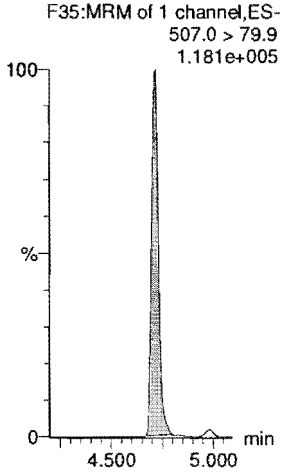

d3-N-MeFOSAA

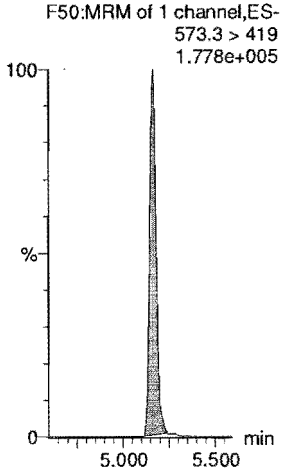

Vista Analytical Laboratory

Dataset: F:\Projects\PFAS.PRO\Results\180827M3\180827M3-ICV.qld

Last Altered: Tuesday, August 28, 2018 11:28:21 Pacific Daylight Time
Printed: Tuesday, August 28, 2018 11:28:34 Pacific Daylight Time

Name: 180827M3_13, Date: 27-Aug-2018, Time: 21:25:00, ID: ICV180827M3-1 PFC 537 ICV 18H1711, Description: PFC 537 ICV 18H1711

L-EtFOSAA

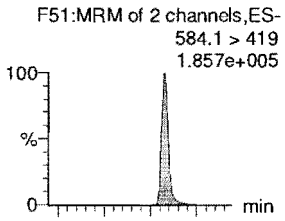

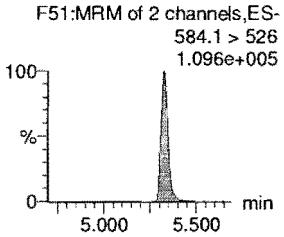

PFDoA

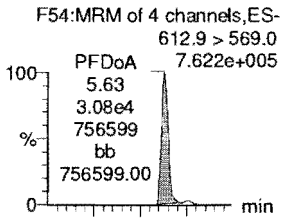

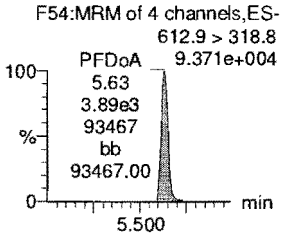

PFDS

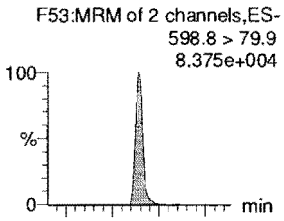

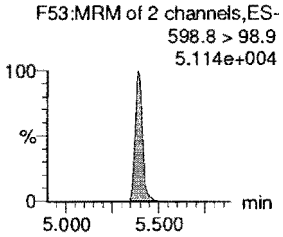

PFUdA

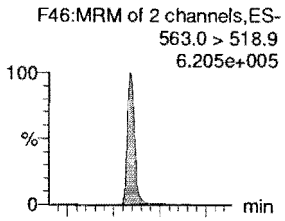

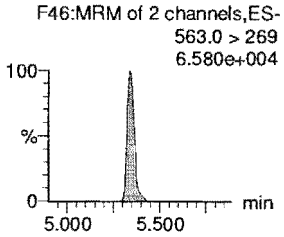

N-MeFOSA

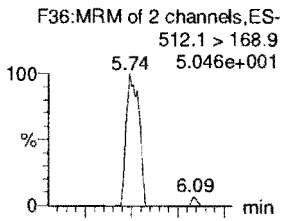

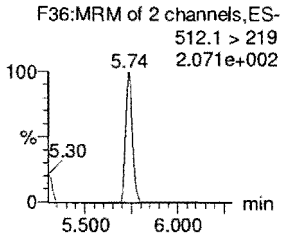

PFTrDA

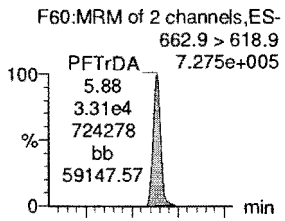

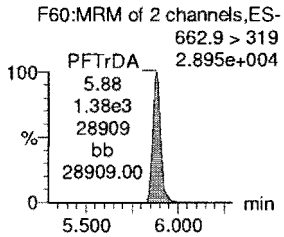

d5-N-EtFOSAA

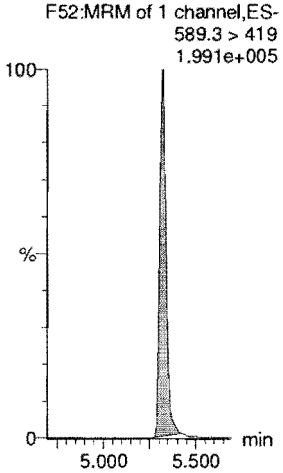

13C2-PFDoA

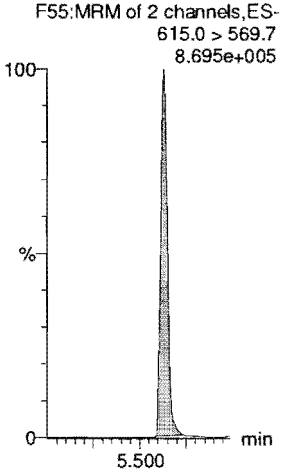

13C8-PFOS

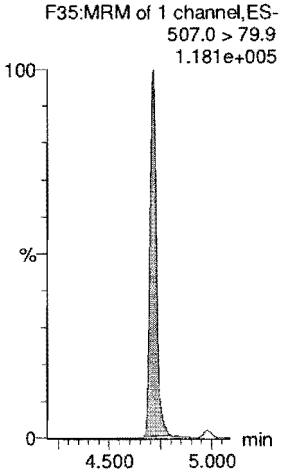

13C2-PFUdA

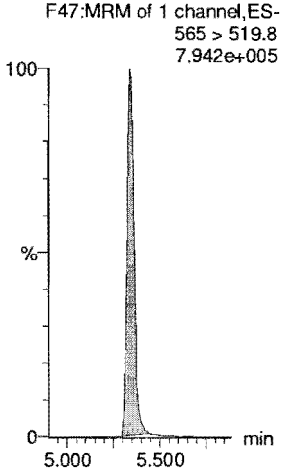

d3-N-MeFOSA

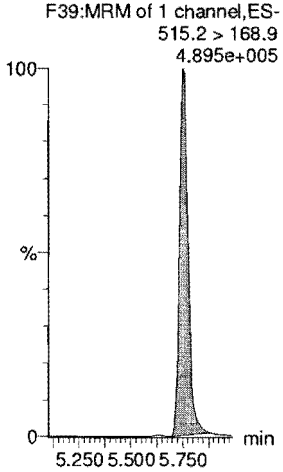

13C2-PFDoA

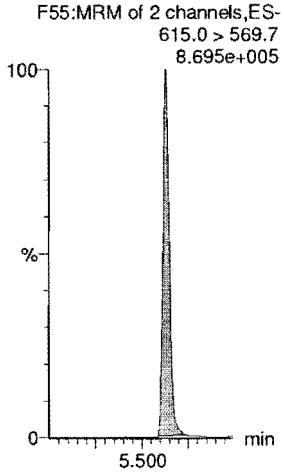

Dataset: F:\Projects\PFAS.PRO\Results\180827M3\180827M3-ICV.qld

Last Altered: Tuesday, August 28, 2018 11:28:21 Pacific Daylight Time
Printed: Tuesday, August 28, 2018 11:28:34 Pacific Daylight Time

Name: 180827M3_13, Date: 27-Aug-2018, Time: 21:25:00, ID: ICV180827M3-1 PFC 537 ICV 18H1711, Description: PFC 537 ICV 18H1711

PFTeDA

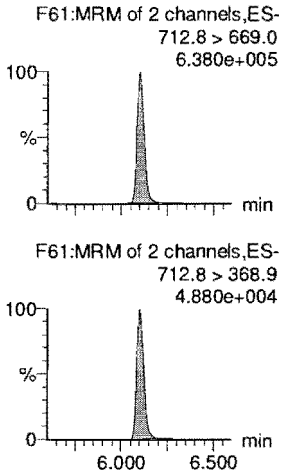

N-EtFOSA

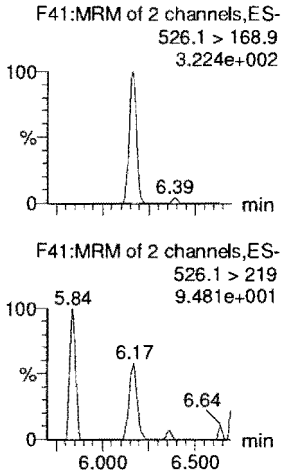

PFHxDA

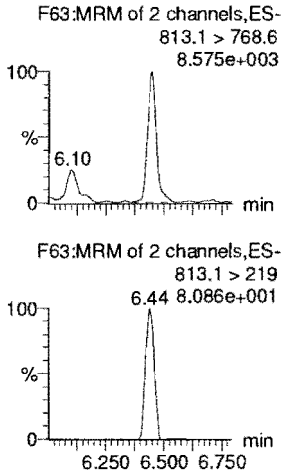

PFODA

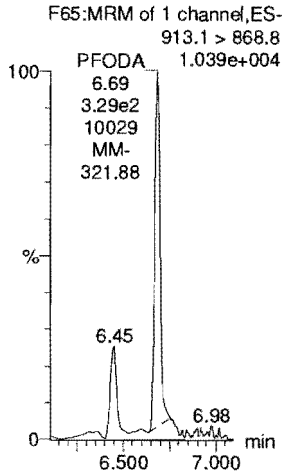

N-MeFOSE

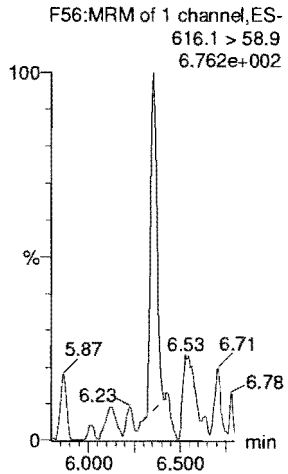

N-EtFOSE

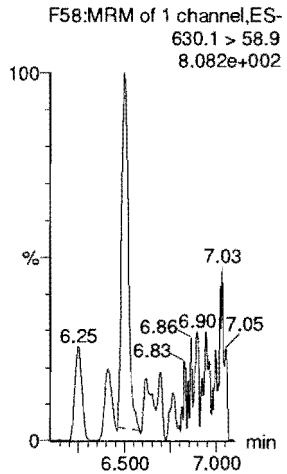

13C2-PFTeDA

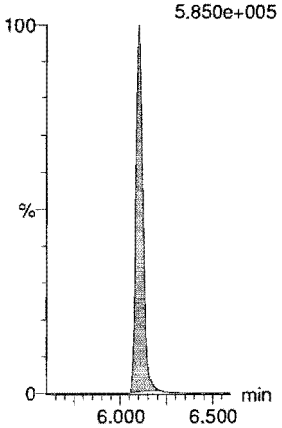

d5-N-ETFOSA

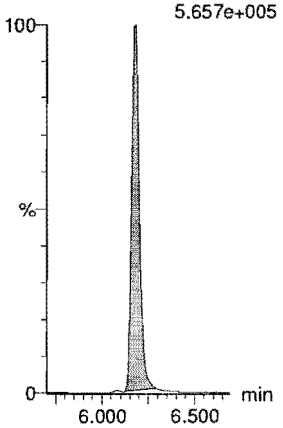

13C2-PFHxDA

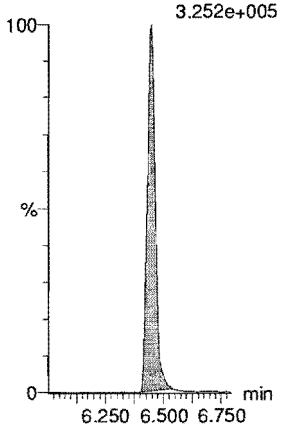

13C2-PFHxDA

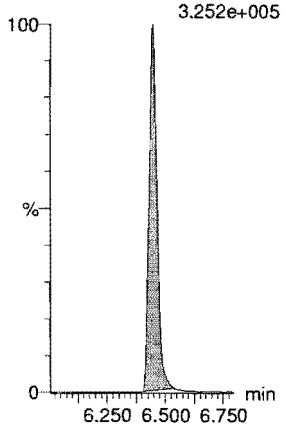

d7-N-MeFOSE

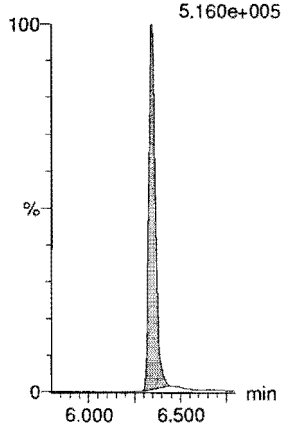

d9-N-EtFOSE

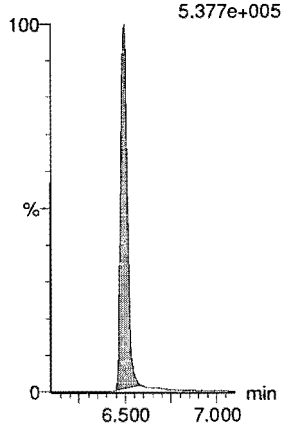

Dataset: F:\Projects\PFAS.PRO\Results\180827M3\180827M3-ICV.qld

Last Altered: Tuesday, August 28, 2018 11:28:21 Pacific Daylight Time
Printed: Tuesday, August 28, 2018 11:28:34 Pacific Daylight Time

Name: 180827M3_13, Date: 27-Aug-2018, Time: 21:25:00, ID: ICV180827M3-1 PFC 537 ICV 18H1711, Description: PFC 537 ICV 18H1711

13C4-PFBA

F4:MRM of 1 channel,ES-
217. > 172
1.424e+005

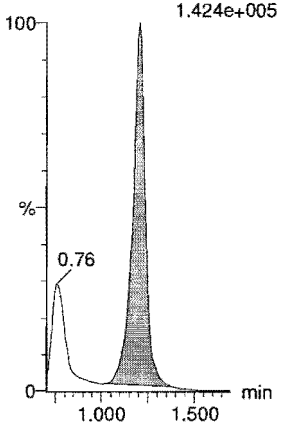

13C5-PFHxA

F11:MRM of 1 channel,ES-
318 > 272.9
8.484e+005

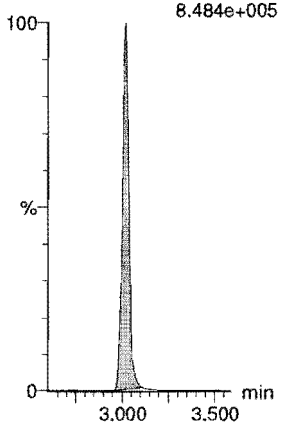

13C3-PFHxS

F19:MRM of 1 channel,ES-
401.8 > 79.9
1.033e+005

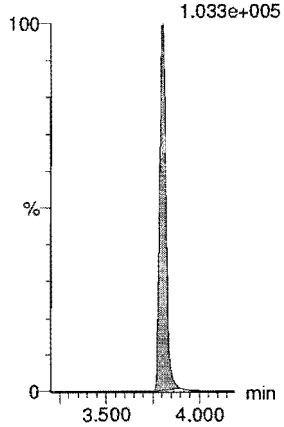

13C8-PFOA

F23:MRM of 1 channel,ES-
420.9 > 376
9.491e+005

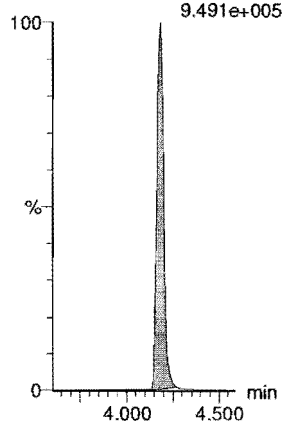

13C9-PFNA

F29:MRM of 1 channel,ES-
472.2 > 426.9
7.618e+005

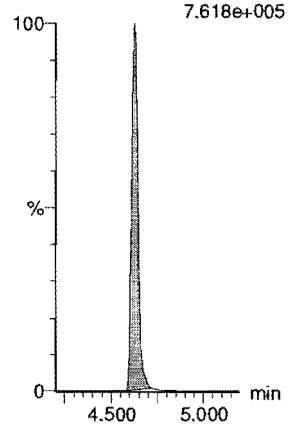

13C4-PFOS

F33:MRM of 1 channel,ES-
503 > 79.9
1.104e+005

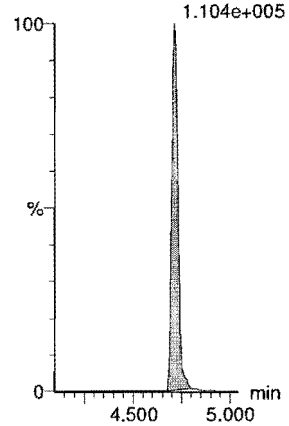

13C6-PFDA

F40:MRM of 1 channel,ES-
519.1 > 473.7
7.393e+005

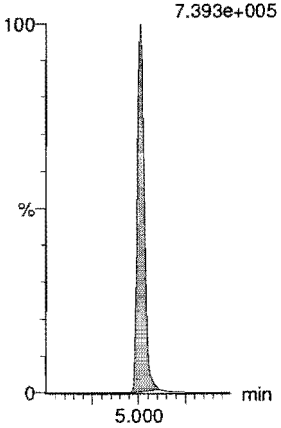

13C7-PFUdA

F49:MRM of 1 channel,ES-
570.1 > 524.8
8.808e+005

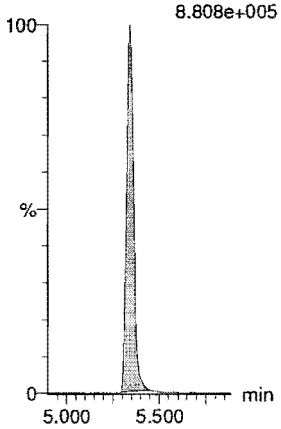

Vista Analytical Laboratory

Dataset: F:\Projects\PFAS.PRO\Results\180827M3\180827M3-12.qld

Last Altered: Tuesday, August 28, 2018 11:35:12 Pacific Daylight Time
Printed: Tuesday, August 28, 2018 11:35:42 Pacific Daylight Time

Method: F:\Projects\PFAS.PRO\MethDB\PFAS_FULL_80C_082718_B.mdb 28 Aug 2018 10:44:43
Calibration: F:\Projects\PFAS.PRO\CurveDB\C18_VAL-PFAS_Q4_08-27-18.cdb 28 Aug 2018 10:38:34

Name: 180827M3_12, Date: 27-Aug-2018, Time: 21:14:27, ID: IPA, Description: IPA

PFBA

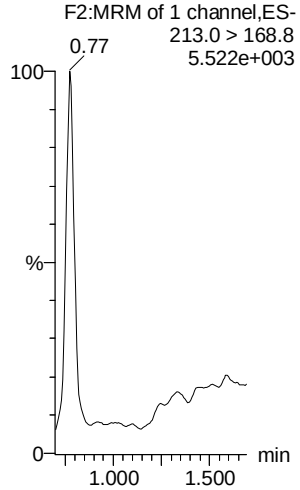

PFPeA

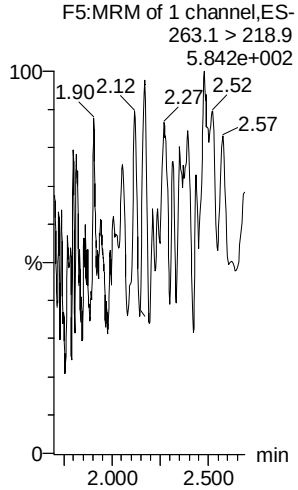

PFBS

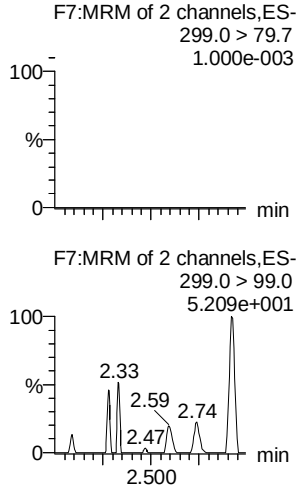

4:2 FTS

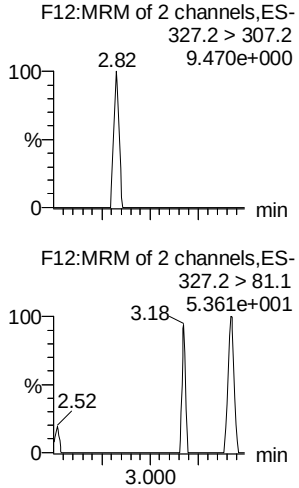

PFHxA

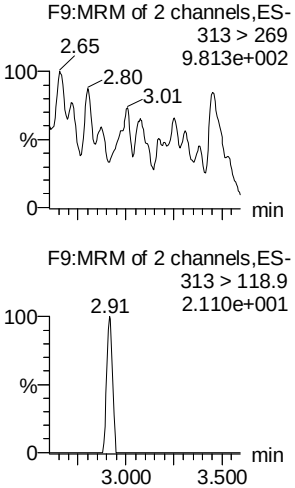

PFPeS

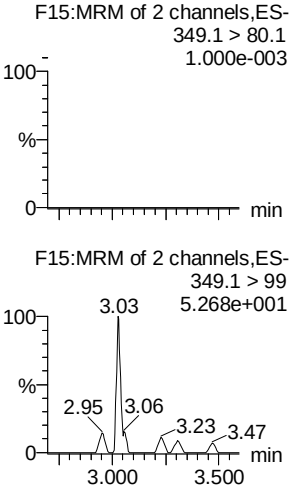

13C3-PFBA

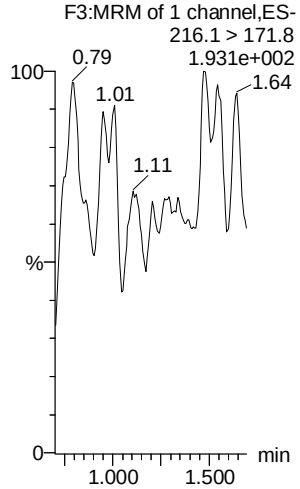

13C3-PFPeA

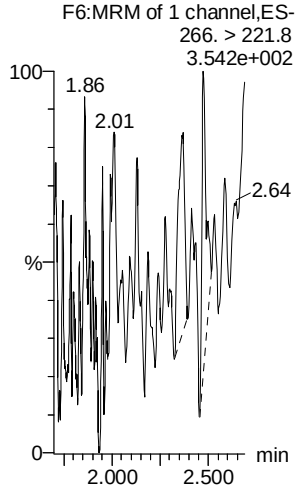

13C3-PFBS

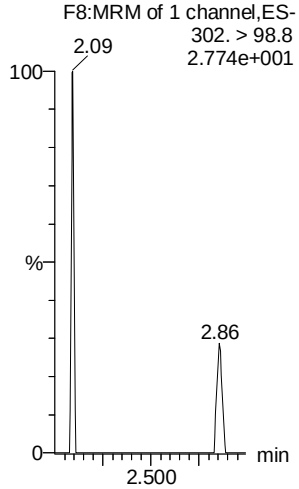

13C2-4:2 FTS

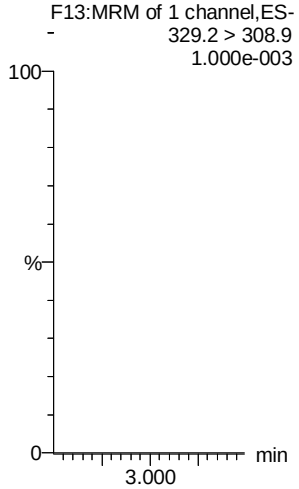

13C2-PFHxA

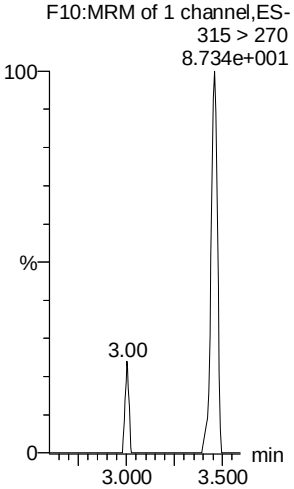

13C3-PFBS

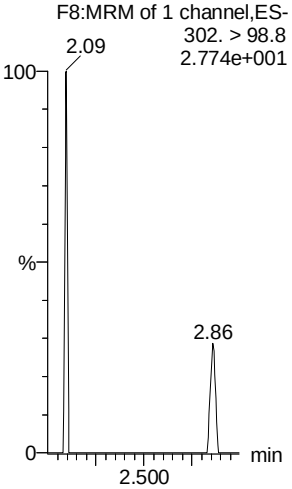

AD 8/28/2018

Vista Analytical Laboratory

Dataset: F:\Projects\PFAS.PRO\Results\180827M3\180827M3-12.qld

Last Altered: Tuesday, August 28, 2018 11:35:12 Pacific Daylight Time
Printed: Tuesday, August 28, 2018 11:35:42 Pacific Daylight Time

Name: 180827M3_12, Date: 27-Aug-2018, Time: 21:14:27, ID: IPA, Description: IPA

6:2 FTS

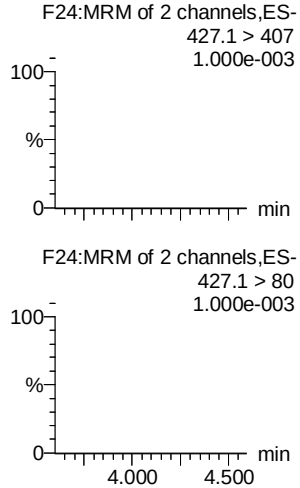

PFHpA

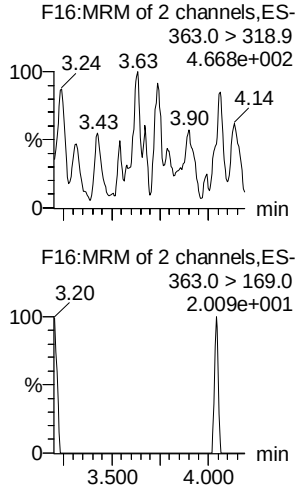

L-PFHxS

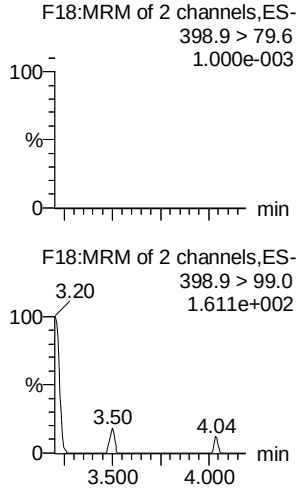

L-PFOA

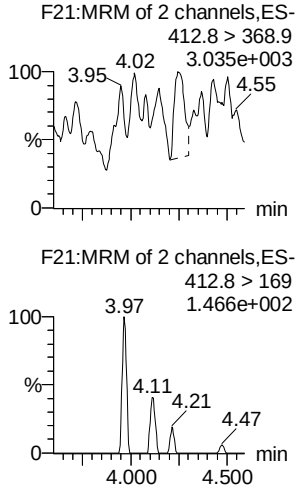

PFHpS

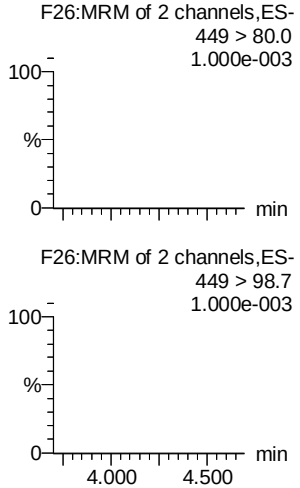

PFNA

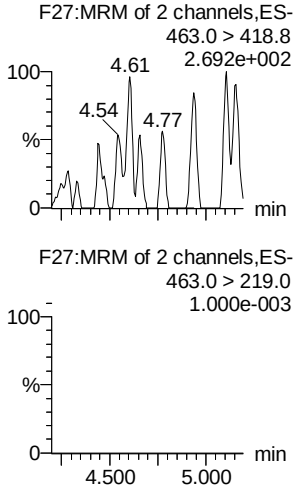

13C2-6:2 FTS

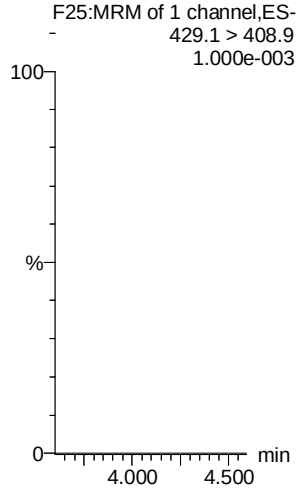

13C4-PFHpA

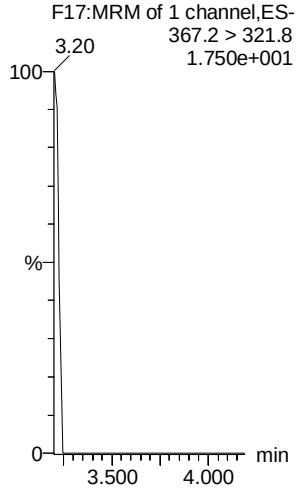

18O2-PFHxS

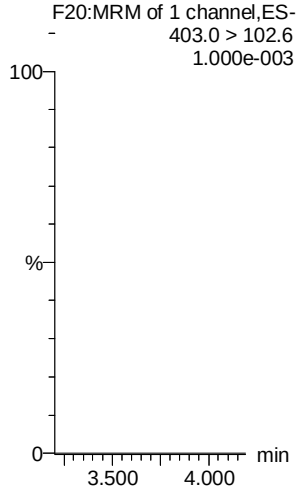

13C2-PFOA

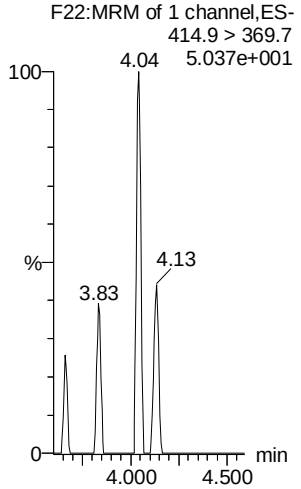

13C8-PFOS

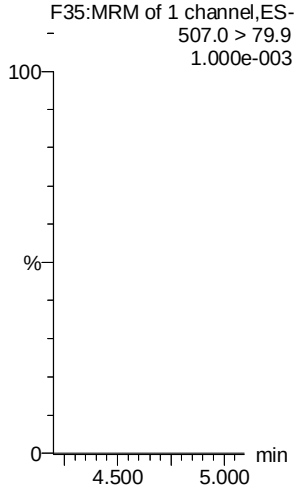

13C5-PFNA

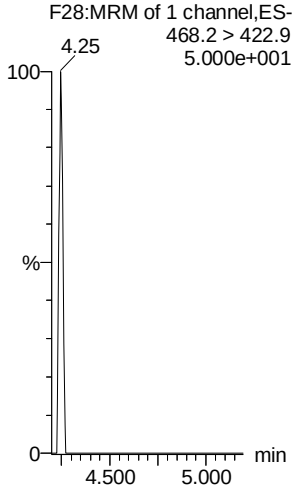

AD 8/28/2018

Vista Analytical Laboratory

Dataset: F:\Projects\PFAS.PRO\Results\180827M3\180827M3-12.qld

Last Altered: Tuesday, August 28, 2018 11:35:12 Pacific Daylight Time
Printed: Tuesday, August 28, 2018 11:35:42 Pacific Daylight Time

Name: 180827M3_12, Date: 27-Aug-2018, Time: 21:14:27, ID: IPA, Description: IPA

PFOSA

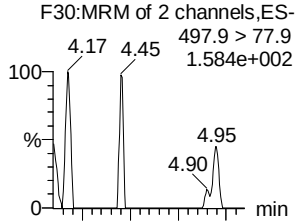

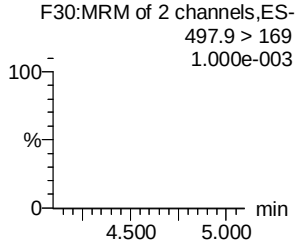

L-PFOS

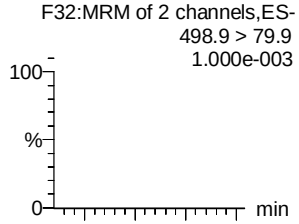

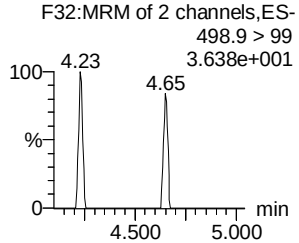

PFDA

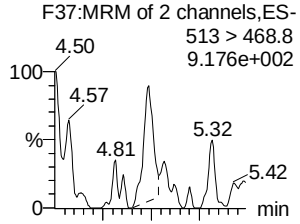

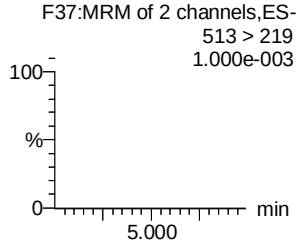

8:2 FTS

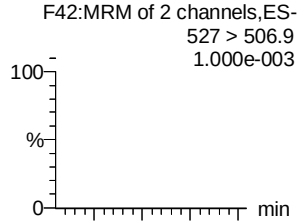

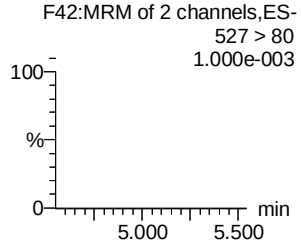

PFNS

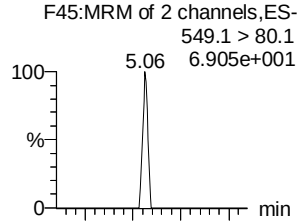

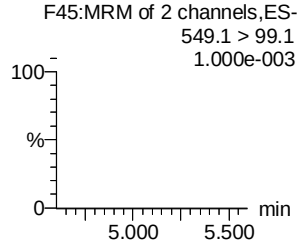

L-MeFOSAA

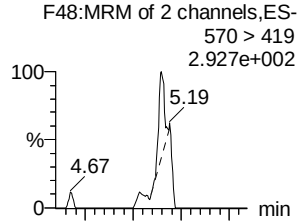

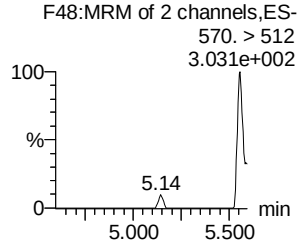

13C8-PFOSA

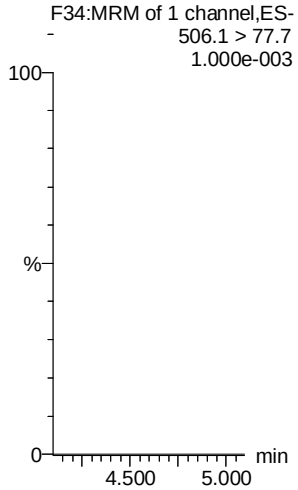

13C8-PFOS

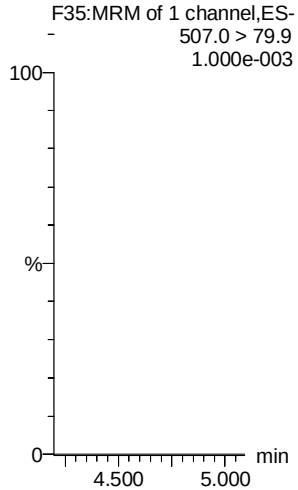

13C2-PFDA

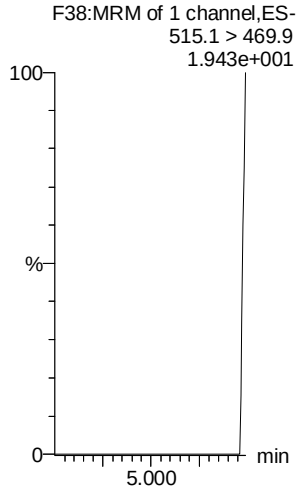

13C2-8:2 FTS

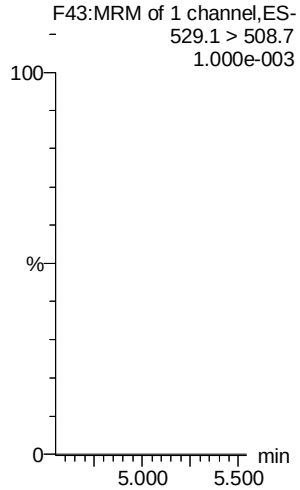

13C8-PFOS

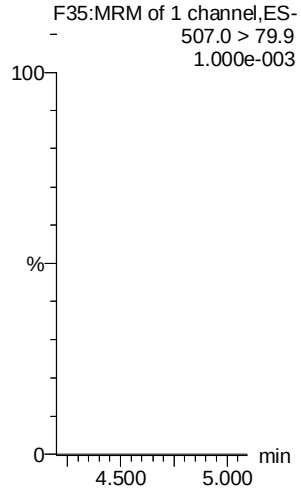

d3-N-MeFOSAA

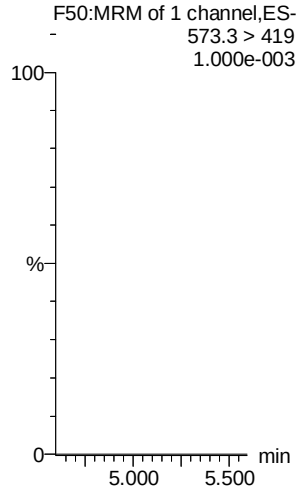

AD 8/28/2018

Vista Analytical Laboratory

Dataset: F:\Projects\PFAS.PRO\Results\180827M3\180827M3-12.qld

Last Altered: Tuesday, August 28, 2018 11:35:12 Pacific Daylight Time
Printed: Tuesday, August 28, 2018 11:35:42 Pacific Daylight Time

Name: 180827M3_12, Date: 27-Aug-2018, Time: 21:14:27, ID: IPA, Description: IPA

L-EtFOSAA

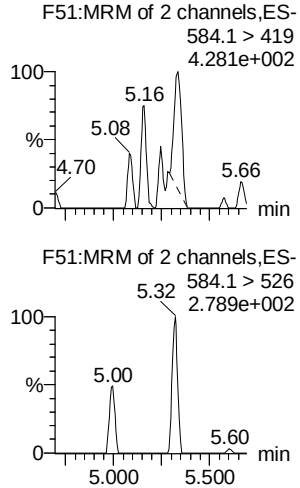

PFDoA

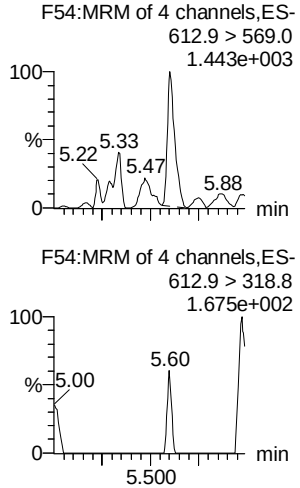

PFDS

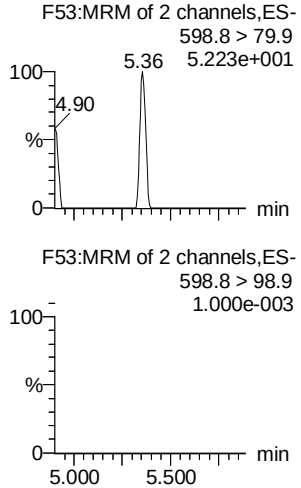

PFUdA

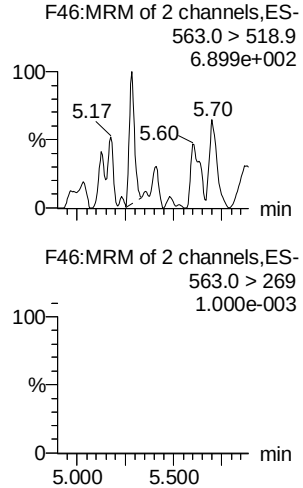

N-MeFOSA

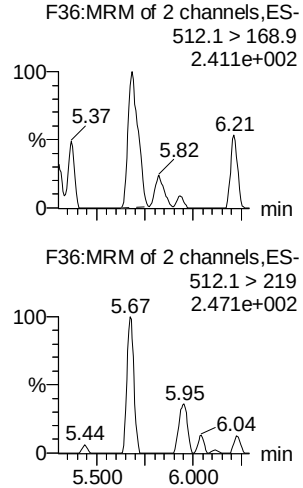

PFTrDA

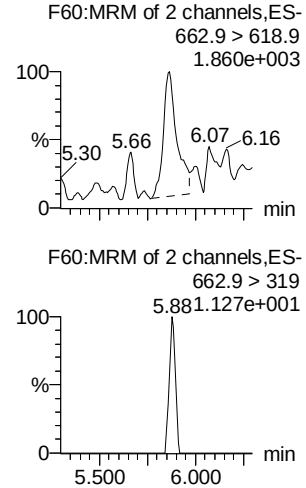

d5-N-EtFOSAA

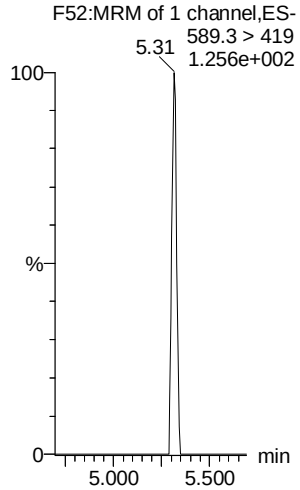

13C2-PFDoA

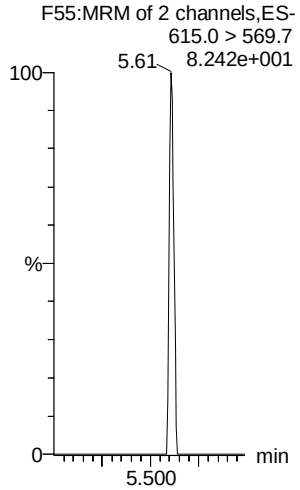

13C8-PFOS

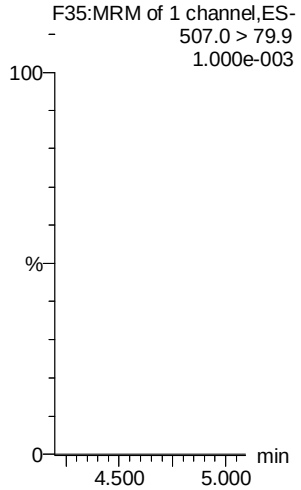

13C2-PFUdA

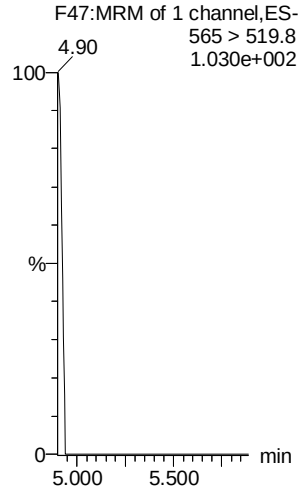

d3-N-MeFOSA

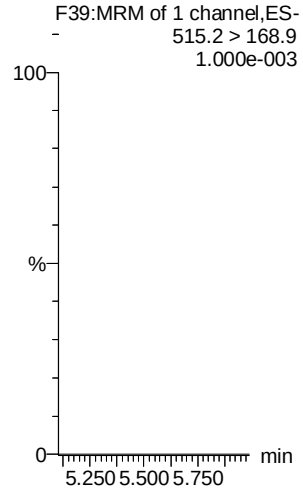

13C2-PFDoA

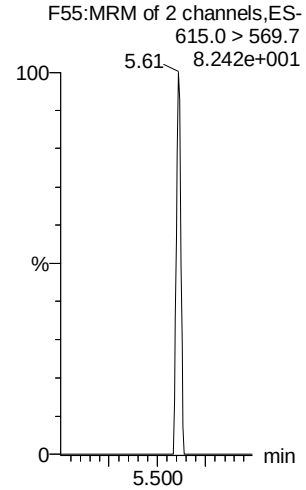

AD 8/28/2018

Vista Analytical Laboratory

Dataset: F:\Projects\PFAS.PRO\Results\180827M3\180827M3-12.qld

Last Altered: Tuesday, August 28, 2018 11:35:12 Pacific Daylight Time
Printed: Tuesday, August 28, 2018 11:35:42 Pacific Daylight Time

Name: 180827M3_12, Date: 27-Aug-2018, Time: 21:14:27, ID: IPA, Description: IPA

PFTeDA

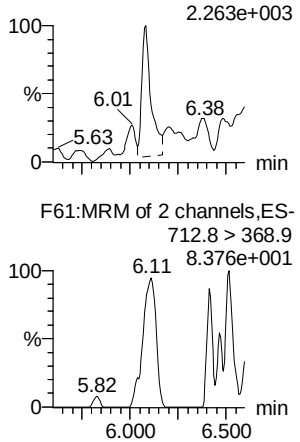

N-EtFOSA

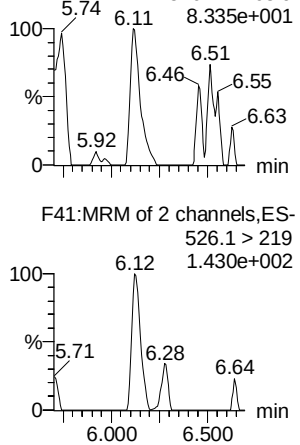

PFHxDA

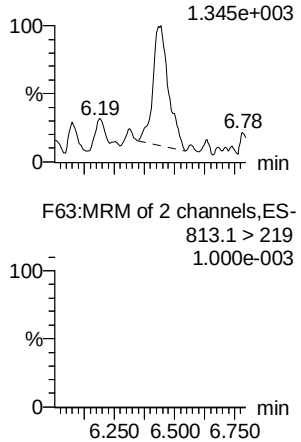

PFODA

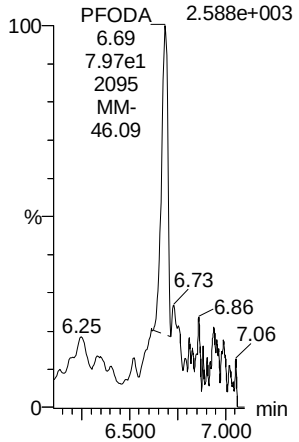

N-MeFOSE

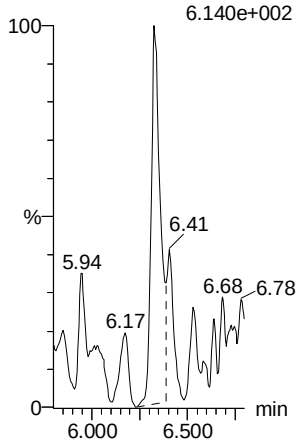

N-EtFOSE

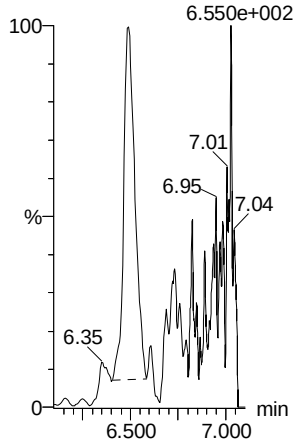

13C2-PFTeDA

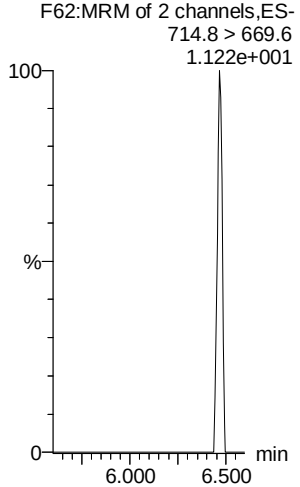

d5-N-ETFOSA

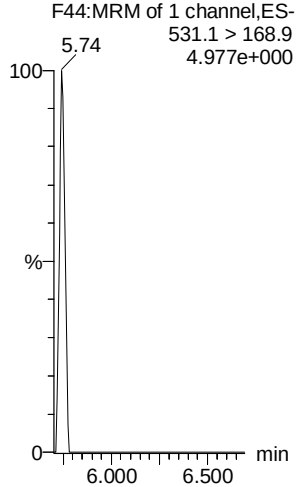

13C2-PFHxDA

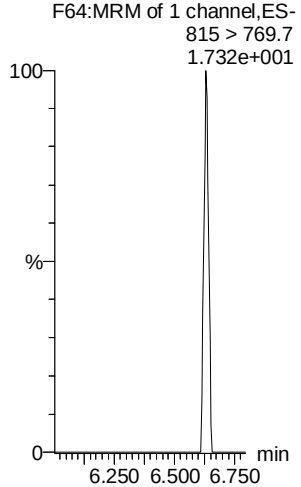

13C2-PFHxDA

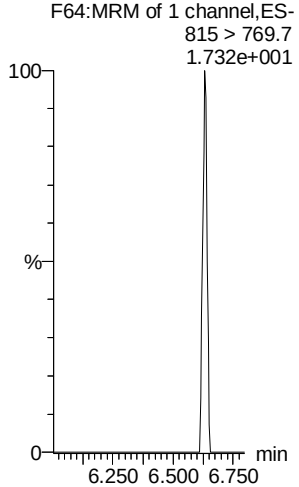

d7-N-MeFOSE

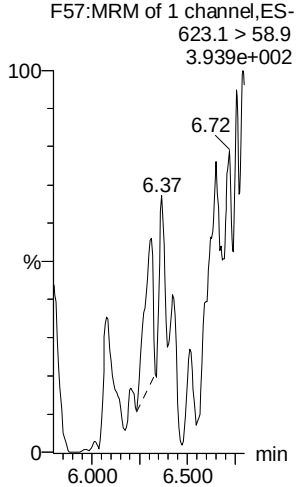

d9-N-EtFOSE

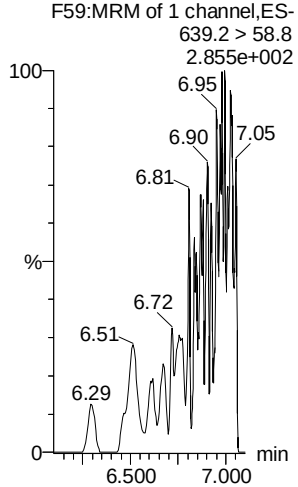

AD 8/28/2018

Vista Analytical Laboratory

Dataset: F:\Projects\PFAS.PRO\Results\180827M3\180827M3-12.qld

Last Altered: Tuesday, August 28, 2018 11:35:12 Pacific Daylight Time
Printed: Tuesday, August 28, 2018 11:35:42 Pacific Daylight Time

Name: 180827M3_12, Date: 27-Aug-2018, Time: 21:14:27, ID: IPA, Description: IPA

13C4-PFBA

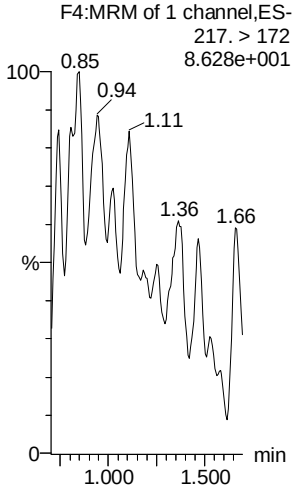

13C5-PFHxA

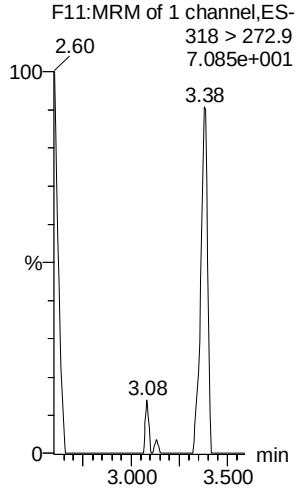

13C3-PFHxS

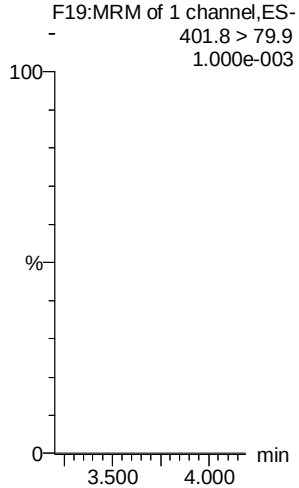

13C8-PFOA

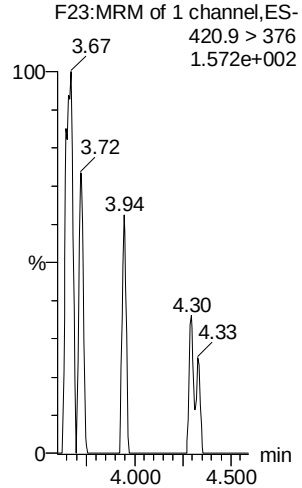

13C9-PFNA

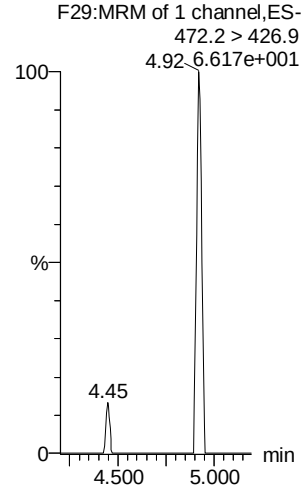

13C4-PFOS

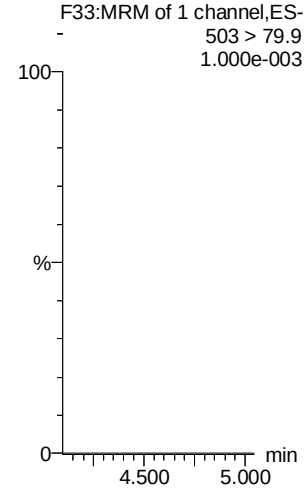

13C6-PFDA

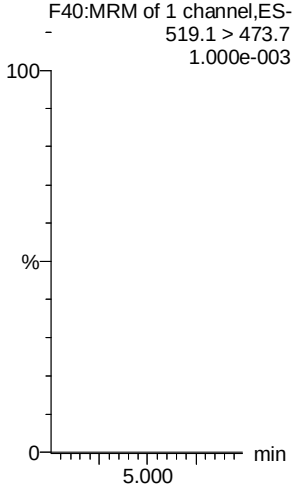

13C7-PFUdA

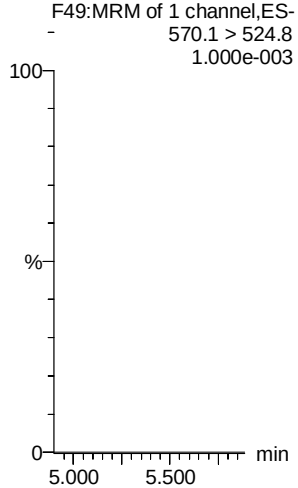

AD 8/28/2018

Eastern Analytical, Inc.

Chain-of-Custody and Sample Log-In Information

SAMPLE CONDITIONS PAGE

EAI ID#: **183015**

Client: **CES, Inc. (Lewiston)**

Client Designation: **Coakley Landfill | 10424.018-01**

Temperature upon receipt (°C): See notes

Received on ice or cold packs (Yes/No): Y

Acceptable temperature range (°C): 0-6

Lab ID	Sample ID	Date Received	Date Sampled	Sample Matrix	% Dry Weight	Exceptions/Comments (other than thermal preservation)
183015.01	Composite Lafayette eel no. 1, 2, 3, 4, 5	6/12/18	6/12/18	other		Adheres to Sample Acceptance Policy Sample temperature 5.7° upon receipt
183015.02	Composite Brackett eel no. 1, 2, 3, 4, 6	6/14/18	6/14/18	other		Adheres to Sample Acceptance Policy Sample temperature 5.1° upon receipt
183015.03	Composite Lafayette shiner no. 2, 3, 4, 5, 6	6/12/18	6/12/18	other		Adheres to Sample Acceptance Policy Sample temperature 5.7° upon receipt
183015.04	Composite Lang shiner no. 2, 4, 5, 8, 10	6/13/18	6/13/18	other		Adheres to Sample Acceptance Policy Sample temperature 2.7° upon receipt
183015.05	Composite Sagamore shiner no. 1, 2, 6, 11, 14	6/13/18	6/13/18	other		Adheres to Sample Acceptance Policy Sample temperature 2.7° upon receipt
183015.06	Composite Lang pickerel no. 2, 4, 6, 8, 15	6/13/18	6/13/18	other		Adheres to Sample Acceptance Policy Sample temperature 2.7° upon receipt
183015.07	Composite Sagamore pickerel no. 2, 3, 5, 15, 19	6/13/18	6/13/18	other		Adheres to Sample Acceptance Policy Sample temperature 2.7° upon receipt
183015.08	Composite Brackett pickerel no. 2, 3, 4, 5, 8	6/14/18	6/14/18	other		Adheres to Sample Acceptance Policy Sample temperature 5.1° upon receipt
183015.09	Individual trout no. 1	6/14/18	6/14/18	other		Adheres to Sample Acceptance Policy Sample temperature 5.1° upon receipt
183015.1	Composite trout no. 2, 3, 4	6/14/18	6/14/18	other		Adheres to Sample Acceptance Policy Sample temperature 5.1° upon receipt
183015.11	Equipment Rinsate	6/14/18	7/23/18	aqueous		Adheres to Sample Acceptance Policy

Samples were properly preserved and the pH measured when applicable unless otherwise noted. Analysis of solids for pH, Flashpoint, Ignitability, Paint Filter, Corrosivity, Conductivity and Specific Gravity are reported on an "as received" basis.
Immediate analyses, pH, Total Residual Chlorine, Dissolved Oxygen and Sulfite, performed at the laboratory were run outside of the recommended 15 minute hold time.
All results contained in this report relate only to the above listed samples.
References include:
1) EPA 600/4-79-020, 1983
2) Standard Methods for Examination of Water and Wastewater, 20th, 21st, 22nd & 23rd Edition or noted Revision year.
3) Test Methods for Evaluating Solid Waste SW 846 3rd Edition including updates IVA and IVB
4) Hach Water Analysis Handbook, 4th edition, 1992

Page _____ of _____

Chain-of-Custody Record

For Lab Use Only: 183015

Bold Fields Required. Please Circle Requested Analysis.

Sample I.D.	Sampling Date/Time *If Composite, Indicate Both Start & Finish Date/Time	Matrix (see below)	Grab/*Composite	VOC: 524.2 BTEX; 524.2 MTBE only; 8260 624 VTICs; 1, 4 Dioxane	VOC: 8021 BTEX HALOS	VOC: 8015 GRO MAVPH	SVOC: 8270 625 SVTICs EDB DBCP; ABN A BN PAH	SVOC: TPH8100 L1 L2	SVOC: 8015 DRO MAEPH	SVOC: PEST 608 PCB 608; PEST 8081 PCB 8082	SVOC: Oil & Grease 1664 TPH 1664	TCLP: TCLP 1311 ABN Metals; VOC Pest Herb	Metals: Dissolved Metals (list below)	Metals: Total Metals (list below)	Inorganics: TS TSS TDS Spec. Con.	Inorganics: Br Cl F SO_4; NO_2 NO_3 NO_2NO_3	Inorganics: BOD CBOD T. Alk.	Inorganics: TKN NH_3 T. Phos. O. Phos.	Inorganics: pH T. Res. Chlorine	Inorganics: COD Phenols TOC DOC	Inorganics: Total Cyanide Total Sulfide	Inorganics: Reactive Cyanide Reactive Sulfide; Flashpoint Ignitability	Micro: Total Coliform E. Coli; Fecal Coliform	Micro: Enterococci Heterotrophic Plate Count	Other: 6 PFAS (see note)	Other	Other	# of Containers	Notes MeOH Vial #
Composite Lafayette eel no. 1,2,3,4,5	6/12/18 1242																								X				
Composite Brackett eel no. 1,2,3,4,6	6/14/18 1212																								X				
Composite Lafayette shiner no. 2,3,4,5,6	6/12/18 1217																								X				
Composite Long Shiner no. 2,4,5,8,10	6/13/18 1004																								X				
Composite Sagamore Shiner no. 1,2,6,11,14	6/13/18 1155																								X				
Composite Long pickerel no. 2,4,6,8,15	6/13/18 1056																								X				
Composite Sagamore pickerel no. 2,3,5,15,19	6/13/18 1216																								X				
Composite Brackett pickerel no. 2,3,4,5,8	6/14/18 1050																								X				
Individual trout no. 1	6/14/18 11:33																								X				
Composite trout no. 2,3,4	6/14/18 1140																								X				

Matrix: A-Air; S-Soil; GW-Ground Water; SW-Surface Water; DW-Drinking Water; WW-Waste water

Preservative: H-HCL; N-HNO_3; S-H_2SO_4; Na-NaOH; M-MEOH

Project Manager: Michael Deyling
Company: CES, Inc
Address: 640 Main St
City: Lewiston **State:** ME **Zip:** 04240
Phone: 207-795-6009 **Ext.:**
Fax: 207-795-6128
E-Mail: mdeyling@ces-maine.com; syerina@ces-maine.com
Site Name: Coakley Landfill
Project #: 10424.018-01
State: [NH] MA ME VT **Other:**
Regulatory Program: NPDES: RGP POTW Stormwater or GWP, Oil Fund, Brownfield or Other:
Quote #: **PO #:**

Date Needed:

QA/QC Reporting Level A B [C] OR MA MCP

Reporting Options Prelims: [Yes] or No

Electronic Options E-Mail PDF Equis Excel

Temp. _____ °C
Ice? Yes No

Sampler(s): See other COCs for Signatures

Relinquished By:	Date:	Time:	Received By:
Relinquished By:	Date:	Time:	Received By:
Relinquished By:	Date:	Time:	Received By:

Metals: 8 RCRA 13 PP Fe, Mn Pb, Cu
Other Metals:
Samples Field Filtered? ☐ Yes ☒ No
Notes: (ie: Special Detection Limits, Billing Info, If Different)
PFHpA, PFOA, PFNA, PFBS, PFHxS, PFOS

* COC filled out based on email from Sue Verina AUB 7/11/18

Site History:
Suspected Contamination:
Field Readings:

Eastern Analytical, Inc.
professional laboratory and drilling services
25 Chenell Drive | Concord, NH 03301 | Tel: 603.228.0525 | 1.800.287.0525 | E-Mail: CustomerService@EasternAnalytical.com | www.EasternAnalytical.com

(White: Original GREEN: Project Manager)

Page _____ of _____

CHAIN-OF-CUSTODY RECORD

BOLD FIELDS REQUIRED. PLEASE CIRCLE REQUESTED ANALYSIS.

FOR LAB USE ONLY 183015

521

SAMPLE I.D.	SAMPLING DATE/TIME *IF COMPOSITE, INDICATE BOTH START & FINISH DATE/TIME	MATRIX (SEE BELOW)	GRAB/*COMPOSITE	VOC: 524.2 BTEX; 524.2 MTBE	VOC: 8260B 524; 1,4 DIOXANE; VTICs	VOC: 90218 BTEX HALOS	VOC: 8015B GRO MAVPH	SVOC: 8270D 625 SVTICs EDB DBCP; ABN A BN PAH	SVOC: TPH 8100 L1 L2	SVOC: 8015B DRO MAEPH	SVOC: PEST 608 PCB 608; PEST 8081A PCB 8082	SVOC: OIL & GREASE 1664 TPH 1664	TCLP: TCLP 1311 ABN METALS; VOC PEST HERB	METALS: DISSOLVED METALS (LIST BELOW)	METALS: TOTAL METALS (LIST BELOW)	INORGANICS: TS TSS TDS SPEC. CON.	INORGANICS: Br Cl F SO_4; NO_2 NO_3 NO_2NO_3	INORGANICS: BOD CBOD T. ALK.	INORGANICS: TKN NH_3 T. PHOS. O. PHOS.	INORGANICS: pH T. RES. CHLORINE	INORGANICS: COD PHENOLS TOC DOC	INORGANICS: TOTAL CYANIDE TOTAL SULFIDE	INORGANICS: REACTIVE CYANIDE REACTIVE SULFIDE; FLASHPOINT IGNITABILITY	MICRO: TOTAL COLIFORM E. COLI; FECAL COLIFORM	MICRO: ENTEROCOCCI HETEROTROPHIC PLATE COUNT	OTHER: 18 PFAS - see notes	OTHER: 6 PFAS	OTHER	# OF CONTAINERS	NOTES MeOH VIAL #
LAFShiner-01	6/12/18 1200	TIS	G																							X				
LAFShiner-02	6/12/18 1202	TIS	G																							X				
LAFShiner03	6/12/18 1206	TIS	G																							X				
LAFShiner04	6/12/18 1210	TIS	G																							X				
LAFShiner05	6/12/18 1215	TIS	G																							X				
LAFShiner06	6/12/18 1217	TIS	G																							X				
LAFShiner07	6/12/18 1219	TIS	G																							X				
LAFShiner08	6/12/18 1220	TIS	G																							X				
LAFShiner09	6/12/18 1221	TIS	G																							X				
LAFShiner-10	6/12/18 1222	TIS	G																							X				

MATRIX: A-AIR; S-SOIL; GW-GROUND WATER; SW-SURFACE WATER; DW-DRINKING WATER; WW-WASTE WATER

PRESERVATIVE: H-HCL; N-HNO_3; S-H_2SO_4; Na-NaOH; M-MEOH

PROJECT MANAGER: Michael Deyling

COMPANY: CES, Inc

ADDRESS: 640 Main St

CITY: Lewiston STATE: ME ZIP: 04240

PHONE: 207-795-6009 EXT.:

FAX: 207-795-6128

E-MAIL: mdeyling@ces-maine.com; syerina@ces-maine.com

SITE NAME: Coakley Landfill

PROJECT #: 10424.018-01

STATE: NH MA ME VT OTHER:

REGULATORY PROGRAM: NPDES: RGP POTW STORMWATER GWP OIL FUND BROWNFIELD OTHER: GWP/Superfund

QUOTE #: PO #:

DATE NEEDED:

QA/QC REPORTING LEVEL: A B C OR PRESUMPTIVE CERTAINTY

REPORTING OPTIONS: PRELIMS: YES OR NO; IF YES: FAX OR PDF

ELECTRONIC OPTIONS: NO FAX, E-MAIL, PDF EQUIS

TEMP. 5.7 °C

ICE? YES NO

SAMPLER(S): Suzanne Yerina 6-12-18 1505

RELINQUISHED BY: DATE: TIME: RECEIVED BY:

RELINQUISHED BY: DATE: TIME: RECEIVED BY:

RELINQUISHED BY: DATE: TIME: RECEIVED BY:

METALS: 8 RCRA 13 PP FE, MN PB, CU

OTHER METALS:

SAMPLES FIELD FILTERED? ☐ YES ☑ NO

NOTES: (IE: SPECIAL DETECTION LIMITS, BILLING INFO, IF DIFFERENT)

~~PFBA~~, ~~PFPeA~~, ~~PFHxA~~, PFHpA, PFOA, PFNA, ~~PFDA~~, ~~PFUnA~~, ~~PFDeA~~, PFBS, PFHxS, PFOS, ~~PFOSA~~

EDD used for previous Coakley sampling

* per Sue Yerina AWB 6/18/18

SITE HISTORY:

SUSPECTED CONTAMINATION:

FIELD READINGS:

Eastern Analytical, Inc.

25 CHENELL DRIVE | CONCORD, NH 03301 | TEL: 603.228.0525 | 1.800.287.0525 | FAX: 603.228.4591 | E-MAIL: CUSTOMERSERVICE@EAILABS.COM | WWW.EAILABS.COM

(WHITE: ORIGINAL GREEN: PROJECT MANAGER)

Page _____ of _____

CHAIN-OF-CUSTODY RECORD

183015

522

BOLD FIELDS REQUIRED. PLEASE CIRCLE REQUESTED ANALYSIS.

SAMPLE I.D.	SAMPLING DATE/TIME *IF COMPOSITE, INDICATE BOTH START & FINISH DATE/TIME	MATRIX (SEE BELOW)	GRAB/*COMPOSITE	VOC: 524.2 MTBE; 524.2 BTEX	VOC: 524 VTICs; 8260B; 1,4 DIOXANE	VOC: 8021B BTEX HALOS	VOC: 8015B GRO MAVPH	SVOC: 8270D 625 SVTICs EDB DBCP; ABN A BN PAH	SVOC: TPH 8100 L1 L2	SVOC: 8015B DRO MAEPH	SVOC: PEST 608 PCB 608; PEST 8081A PCB 8082	SVOC: OIL & GREASE 1664 TPH 1664	TCLP: TCLP 1311 ABN METALS; VOC PEST HERB	DISSOLVED METALS (LIST BELOW)	TOTAL METALS (LIST BELOW)	INORGANICS: TS TSS TDS SPEC. CON.	INORGANICS: Br Cl F SO_4; NO_3 NO_2 NO_2NO_3	INORGANICS: ROD CBOD T. ALK.	INORGANICS: TKN NH_3 T.PHOS. O. PHOS.	INORGANICS: pH T. RES. CHLORINE	INORGANICS: COD PHENOLS TOC DOC	INORGANICS: TOTAL CYANIDE TOTAL SULFIDE	INORGANICS: REACTIVE CYANIDE REACTIVE SULFIDE; FLASHPOINT IGNITABILITY	MICRO: TOTAL COLIFORM E. COLI; FECAL COLIFORM; ENTEROCOCCI HETEROTROPHIC PLATE COUNT	OTHER: 13 PFAS - see notes	OTHER: 6 ppb	OTHER	# OF CONTAINERS	NOTES MEOH VIAL #
LAFSinner 11	6/12/18 1220	TIS	G																						X				
LAFSinner 12	6/12/18 1223	TIS	G																						X				
LAFSinner 13	6/12/18 1225	TIS	G																						X				
LAFSinner-14	6/12/18 1227	TIS	G																						X				
LAFSinner-15	6/12/18 1230	TIS	G																						X				
LAFeel-01	6/12/18 1234	TIS	G																						X				
LAFeel-02	6/12/18 1236	TIS	G																						X				
LAFeel-03	6/12/18 1238	TIS	G																						X				
LAFeel-04	6/12/18 1240	TIS	G																						X				
LAFeel-05	6/12/18 1242	TIS	G																						X				

MATRIX: A-AIR; S-SOIL; GW-GROUND WATER; SW-SURFACE WATER; DW-DRINKING WATER; WW-WASTE WATER

PRESERVATIVE: H-HCL; N-HNO_3; S-H_2SO_4; Na-NaOH; M-MEOH

PROJECT MANAGER: Michael Deyling

COMPANY: CES, Inc

ADDRESS: 640 Main St

CITY: Lewiston STATE: ME ZIP: 04240

PHONE: 207-795-6009 EXT.:

FAX: 207-795-6128

E-MAIL: mdeyling@ces-maine.com; syerina@ces-maine.com

SITE NAME: Coakley Landfill

PROJECT #: 10424.018-01

STATE: NH MA ME VT OTHER:

REGULATORY PROGRAM: NPDES: RGP POTW STORMWATER GWP OIL FUND BROWNFIELD OTHER: GWP/Superfund

QUOTE #: PO #:

DATE NEEDED:

QA/QC REPORTING LEVEL: A B C OR PRESUMPTIVE CERTAINTY

REPORTING OPTIONS: PRELIMS: YES OR NO; IF YES: FAX OR PDF

ELECTRONIC OPTIONS: NO FAX E-MAIL PDF EQUIS

TEMP. 5.7 °C ICE? YES NO

SAMPLER(S): Suzanne Yerina 6-12-18 1505

RELINQUISHED BY: DATE: TIME: RECEIVED BY:

RELINQUISHED BY: DATE: TIME: RECEIVED BY:

RELINQUISHED BY: DATE: TIME: RECEIVED BY:

METALS: 8 RCRA 13 PP FE, MN PB, CU

OTHER METALS:

SAMPLES FIELD FILTERED? ☐ YES ☑ NO

NOTES: (IE: SPECIAL DETECTION LIMITS, BILLING INFO, IF DIFFERENT)

~~PFBA~~, ~~PFPeA~~; ~~PFHxA~~, PFHpA, PFOA, PFNA, ~~PFDA~~, ~~PFUnA~~, ~~PFDcA~~, PFBS, PFHxS, PFOS, ~~PFOSA~~

EDD used for previous Coakley sampling

* per Sue Yerina AUG 6/6/18

SITE HISTORY:

SUSPECTED CONTAMINATION:

FIELD READINGS:

Eastern Analytical, Inc.

25 CHENELL DRIVE | CONCORD, NH 03301 | TEL: 603.228.0525 | 1.800.287.0525 | FAX: 603.228.4591 | E-MAIL: CUSTOMERSERVICE@EAILABS.COM | WWW.EAILABS.COM

(WHITE: ORIGINAL GREEN: PROJECT MANAGER)

Chain-of-Custody Record

Page _____ of _____

For Lab Use Only 18.3015

Bold Fields Required. Please Circle Requested Analysis.

523

Sample I.D.	Sampling Date/Time *If Composite, Indicate Both Start & Finish Date/Time	Matrix (see below)	Grab/*Composite	VOC: 524.2 MTBE / 524.2 BTEX	VOC: 624 VOCs / 8260B 1,4 Dioxane	VOC: 8021B BTEX HALOS	VOC: 8015B GRO MAVPH	SVOC: 625 SVOCs EDB DBCP / 8270D ABN A BN PAH	SVOC: L1 L2 / TPH 8100	SVOC: 8015B DRO MAEPH	SVOC: PCB 608 / PEST 608	SVOC: PCB 8082 / PEST 8081A	SVOC: TPH 1664 / OIL & GREASE 1664	TCLP: ABN METALS / TCLP 1311 VOC PEST HERB	Metals: Dissolved Metals (list below)	Metals: Total Metals (list below)	Inorganics: TS TSS TDS SPEC. CON.	Inorganics: Br Cl F SO_4 / NO_2 NO_3	Inorganics: BOD CBOD T. ALK.	Inorganics: TKN NH_3 T. PHOS. O. PHOS.	Inorganics: pH T. RES. CHLORINE	Inorganics: COD PHENOLS TOC DOC	Inorganics: TOTAL CYANIDE TOTAL SULFIDE	Inorganics: REACTIVE CYANIDE REACTIVE SULFIDE / FLASHPOINT IGNITABILITY	Micro: TOTAL COLIFORM E. COLI / FECAL COLIFORM	Micro: ENTEROCOCCI / HETEROTROPHIC PLATE COUNT	Other: ~~13~~ PFAS - see notes	Other: 6 PFAS	Other:	# of Containers	Notes MeOH Vial #
LAF eel-D6	6/12/18 1244	TIS	G																									X				
LAF Bullhead-01	6/12/18 1258	TIS	G																									X				
		TIS	G																									X				
		TIS	G																									X				
		TIS	G																									X				

Matrix: A-Air; S-Soil; GW-Ground Water; SW-Surface Water; DW-Drinking Water; WW-Waste Water

Preservative: H-HCL; N-HNO_3; S-H_2SO_4; Na-NaOH; M-MEOH

Project Manager: Michael Deyling
Company: CES, Inc
Address: 640 Main St
City: Lewiston State: ME Zip: 04240
Phone: 207-795-6009 Ext.:
Fax: 207-795-6128
E-Mail: mdeyling@ces-maine.com; syerina@ces-maine.com
Site Name: Coakley Landfill
Project #: 10424.018-01
State: NH MA ME VT Other:
Regulatory Program: NPDES: RGP POTW STORMWATER GWP OIL FUND BROWNFIELD Other: GWP/Superfund
Quote #: PO #:

Date Needed:

QA/QC Reporting Level: A B C OR Presumptive Certainty

Reporting Options: Prelims YES or NO; If Yes: FAX or PDF

Electronic Options: NO FAX E-MAIL PDF EQUIS

Temp. 5-7 °C
Ice? Yes No

Sampler(s): Suzanne Yerina 6-12-18 1505

Relinquished By:	Date:	Time:	Received By:
Relinquished By:	Date:	Time:	Received By:
Relinquished By:	Date:	Time:	Received By:

Metals: 8 RCRA 13 PP FE, MN PB, CU

Other Metals:

Samples Field Filtered? ☐ Yes ☑ No

Notes: (ie: Special Detection Limits, Billing Info, If Different)

~~PFBA~~, ~~PFPeA~~, ~~PFHxA~~, PFHpA, PFOA, PFNA, ~~PFDA~~, ~~PFUnA~~, ~~PFDeA~~, PFBS, PFHxS, PFOS, ~~PFOSA~~ *

EDD used for previous Coakley sampling

* per Sue Yerina - AMB 6/18/18

Site History:

Suspected Contamination:

Field Readings:

Eastern Analytical, Inc.
25 Chenell Drive | Concord, NH 03301 | Tel: 603.228.0525 | 1.800.287.0525 | Fax: 603.228.4591 | E-Mail: customerservice@eailabs.com | www.eailabs.com

(White: Original Green: Project Manager)

Page _____ of _____

CHAIN-OF-CUSTODY RECORD

For Lab Use Only: 183015

BOLD FIELDS REQUIRED. PLEASE CIRCLE REQUESTED ANALYSIS.

524

Sample I.D.	Sampling Date/Time *If Composite, Indicate Both Start & Finish Date/Time	Matrix (see below)	Grab/*Composite	VOC: 524.2 MTBE; 524.2 BTEX	VOC: 624 VOCs; 8260B 1, 4 DIOXANE	VOC: 8021B BTEX HALOS	VOC: 8015B GRO MAVPH	SVOC: 8270D 625 SVOCs EDB DBCP; ABN A BN PAH	SVOC: TPH 8100 L1 L2	SVOC: 8015B DRO MAEPH	SVOC: PEST 608 PCB 608; PEST 8081A PCB 8082	SVOC: OIL & GREASE 1664 TPH 1664	TCLP: TCLP 1311 ABN METALS; VOC PEST HERB	Metals: DISSOLVED METALS (LIST BELOW)	Metals: TOTAL METALS (LIST BELOW)	Inorganics: TS TSS TDS SPEC. CON.	Inorganics: Br Cl F SO_4; NO_2 NO_3 NO_2,NO_3	Inorganics: BOD CBOD T. ALK.	Inorganics: TKN NH_3 T. PHOS. O. PHOS.	Inorganics: pH T. RES. CHLORINE	Inorganics: COD PHENOLS TOC DOC	Inorganics: TOTAL CYANIDE TOTAL SULFIDE	Inorganics: REACTIVE CYANIDE REACTIVE SULFIDE; FLASHPOINT IGNITABILITY	Micro: TOTAL COLIFORM E. COLI; FECAL COLIFORM; ENTEROCOCCI HETEROTROPHIC PLATE COUNT	Other: ~~13~~ PFAS - see notes	Other: 6 PFAS	Other:	# of Containers	Notes MeOH Vial #
SAGPICKEREL- 01	6/13 1200	TIS	G																						X				
SAGPICKEREL- 02	1201	TIS	G																						X				
SAGPICKEREL- 03	1202	TIS	G																						X				
SAGPICKEREL- 04	1203	TIS	G																						X				
SAGPICKEREL- 05	1204	TIS	G																						X				
SAGPICKEREL- 06	1205	TIS	G																						X				
SAGPICKEREL- 07	1206	TIS	G																						X				
SAGPICKEREL- 08	1207	TIS	G																						X				
SAGPICKEREL- 09	1208	TIS	G																						X				
SAGPICKEREL- 10	1209	TIS	G																						X				

Matrix: A-Air; S-Soil; GW-Ground Water; SW-Surface Water; DW-Drinking Water; WW-Waste water

Preservative: H-HCL; N-HNO_3; S-H_2SO_4; Na-NaOH; M-MEOH

Project Manager: Michael Deyling
Company: CES, Inc
Address: 640 Main St
City: Lewiston **State:** ME **Zip:** 04240
Phone: 207-795-6009 **Ext.:**
Fax: 207-795-6128
E-Mail: mdeyling@ces-maine.com; syerina@ces-maine.com
Site Name: Coakley Landfill
Project #: 10424.018-01
State: [NH] MA ME VT **Other:**
Regulatory Program: NPDES: RGP POTW STORMWATER GWP OIL FUND BROWNFIELD **Other:** GWP/Superfund
Quote #: **PO #:**

Date Needed:

QA/QC Reporting Level
A B [C]
OR
PRESUMPTIVE CERTAINTY

Reporting Options
Prelims: [MS] or NO
If Yes: FAX or [PDF]

Electronic Options
NO FAX E-MAIL PDF EQUIS

Temp. 2.7 °C
Ice? (Yes) No

Sampler(s): Suzanne Yerina

Relinquished By:	Date:	Time:	Received By:
[signature]	6/13/18	1400	[signature]
[signature]	6-13-18	1525	[signature]

Metals: 8 RCRA 13 PP FE, MN PB, CU
Other Metals:
Samples Field Filtered? ☐ Yes ☑ No
Notes: (ie: Special Detection Limits, Billing Info, If Different)
~~PFBA~~, ~~PFPeA~~, ~~PFHxA~~, PFHpA, PFOA, PFNA, ~~PFDA~~, ~~PFUnA~~, ~~PFDeA~~, PFBS, PFHxS, PFOS, ~~PFOSA~~*
EDD used for previous Coakley sampling
* per sue Yerina AUG 6/18/18
Site History:
Suspected Contamination:
Field Readings:

Eastern Analytical, Inc.
Professional laboratory & drilling services
25 Chenell Drive | Concord, NH 03301 | Tel: 603.228.0525 | 1.800.287.0525 | Fax: 603.228.4591 | E-Mail: customerservice@eailabs.com | www.eailabs.com

(White: Original Green: Project Manager)

Page _____ of _____

Chain-of-Custody Record

For Lab Use Only 183015

525

Bold Fields Required. Please Circle Requested Analysis.

Sample I.D.	Sampling Date/Time *If Composite, Indicate Both Start & Finish Date/Time	Matrix (see below)	Grab/*Composite	VOC: 524.2 MTBE; 524.2 BTEX	VOC: 524 VTICs; 5260B 1,4 DIOXANE	VOC: 8021B BTEX HALOS	VOC: 8015B GRO MAVPH	SVOC: 8270D 625 SVTICs EDB DBCP; ABN A BN PAH	SVOC: TPH 8100 L1 L2	SVOC: 8015B DRO MAEPH	SVOC: PEST 608 PCB 608; PEST 8081A PCB 8082	SVOC: OIL & GREASE 1664 TPH 1664	TCLP: TCLP 1311 ABN METALS; VOC PEST HERB	Metals: DISSOLVED METALS (LIST BELOW)	Metals: TOTAL METALS (LIST BELOW)	Inorganics: TS TSS TDS SPEC. CON.	Inorganics: Br Cl F SO_4; NO_2 NO_3 NO_2NO_3	Inorganics: BOD CBOD T. ALK.	Inorganics: TKN NH_3 T. PHOS. O. PHOS.	Inorganics: pH T. RES. CHLORINE	Inorganics: COD PHENOLS TOC DOC	Inorganics: TOTAL CYANIDE TOTAL SULFIDE	Inorganics: REACTIVE CYANIDE REACTIVE SULFIDE; FLASHPOINT IGNITABILITY	Micro: TOTAL COLIFORM E. COLI; FECAL COLIFORM	Micro: ENTEROCOCCI HETEROTROPHIC PLATE COUNT	Other: PFAS - see notes	Other:	Other:	# of Containers	Notes MeOH Vial #
SAGPICKEREL-11	6/13 1208	TIS	G																							X				
SAGPICKEREL-12	1209	TIS	G																							X				
SAGPICKEREL-13	1210	TIS	G																							X				
SAGPICKEREL-14	1211	TIS	G																							X				
SAGPICKEREL-15	1212	TIS	G																							X				
SAGPICKEREL-16	1213	TIS	G																							X				
SAGPICKEREL-17	1214	TIS	G																							X				
SAGPICKEREL-18	1215	TIS	G																							X				
SAGPICKEREL-19	1216	TIS	G																							X				
SAGPICKEREL-20		TIS	G																							X				

Matrix: A-Air; S-Soil; GW-Ground Water; SW-Surface Water; DW-Drinking Water; WW-Waste water

Preservative: H-HCL; N-HNO_3; S-H_2SO_4; Na-NaOH; M-MEOH

Project Manager: Michael Deyling
Company: CES, Inc
Address: 640 Main St
City: Lewiston **State:** ME **Zip:** 04240
Phone: 207-795-6009 **Ext.:**
Fax: 207-795-6128
E-Mail: mdeyling@ces-maine.com; syerina@ces-maine.com
Site Name: Coakley Landfill
Project #: 10424.018-01
State: [NH] MA ME VT **Other:**
Regulatory Program: NPDES: RGP POTW STORMWATER GWP OIL FUND BROWNFIELD Other: GWP/Superfund
Quote #: **PO #:**

Date Needed:

QA/QC Reporting Level
A B [C]
OR
PRESUMPTIVE CERTAINTY

Reporting Options
Prelims: [YES] or NO
If Yes: FAX or [PDF]

Electronic Options
NO FAX E-MAIL PDF EQUIS

Temp. 2.7 °C
Ice? (Yes) No

Sampler(s): Suzanne Yerina

Relinquished By:	Date:	Time:	Received By:
[signature]	6/13/18	1400	[signature]
[signature]	6-13-18	1525	[signature]

Metals: 8 RCRA 13 PP FE, MN PB, CU
Other Metals:
Samples Field Filtered? ☐ Yes ☑ No
Notes: (ie: Special Detection Limits, Billing Info, If Different)
~~PFBA~~, ~~PFPeA~~, ~~PFHxA~~, PFHpA, PFOA, PFNA, ~~PFDA~~, ~~PFUnA~~, ~~PFDeA~~, PFBS, PFHxS, PFOS, ~~PFOSA~~ *

EDD used for previous Coakley sampling
* per Sue Yerina AMB 6/13/18
Site History:
Suspected Contamination:
Field Readings:

Eastern Analytical, Inc.
Professional laboratory & drilling services
25 Chenell Drive | Concord, NH 03301 | Tel: 603.228.0525 | 1.800.287.0525 | Fax: 603.228.4591 | E-Mail: customerservice@eailabs.com | www.eailabs.com

(White: Original Green: Project Manager)

Chain-of-Custody Record

Page _____ of _____

For Lab Use Only: 1823015

526

Bold Fields Required. Please Circle Requested Analysis.

Sample I.D.	Sampling Date/Time *If Composite, Indicate Both Start & Finish Date/Time	Matrix (see below)	Grab/*Composite	VOC: 524.2 MTBE; 524.2 BTEX	VOC: 524.2 VOCs; 8260B 524; 1,4 Dioxane	VOC: 8021B BTEX HALOS	VOC: 8015B GRO MAVPH	SVOC: 8270D 625 SVOCs EDB DBCP; ABN A BN PAH	SVOC: TPH 8100 L1 L2	SVOC: 8015B DRO MAEPH	SVOC: PEST 608 PCB 608; PEST 8081A PCB 8082	SVOC: Oil & Grease 1664 TPH 1664	TCLP Metals: TCLP 1311 ABN METALS; VOC PEST HERB	Dissolved Metals (list below)	Total Metals (list below)	Inorganics: TS TDS SPEC. CON.	Inorganics: Br Cl F SO_4; NO_2 NO_3	Inorganics: BOD CBOD T. ALK	Inorganics: TKN NH_3 T. PHOS. O. PHOS.	Inorganics: pH T. RES. CHLORINE	Inorganics: COD PHENOLS TOC DOC	Inorganics: TOTAL CYANIDE TOTAL SULFIDE	Inorganics: REACTIVE CYANIDE REACTIVE SULFIDE; FLASHPOINT IGNITABILITY	Micro: TOTAL COLIFORM E. COLI; FECAL COLIFORM	Micro: ENTEROCOCCI HETEROTROPHIC PLATE COUNT	Other: ~~13~~ PFAS - see notes 6	Other:	Other:	# of Containers	Notes MeOH Vial #
LANGSHINER- 01	6/13 1014	TIS	G																							X					
LANGSHINER- 02	1015	TIS	G																							X					
LANGSHINER- 03	1017	TIS	G																							X					
LANGSHINER- 04	1018	TIS	G																							X					
LANGSHINER- 05	1019	TIS	G																							X					
LANGSHINER- 06	1020	TIS	G																							X					
LANGSHINER- 07	1021	TIS	G																							X					
LANGSHINER- 08	1022	TIS	G																							X					
LANGSHINER- 09	1023	TIS	G																							X					
LANGSHINER- 10	1024	TIS	G																							X					

Matrix: A-Air; S-Soil; GW-Ground Water; SW-Surface Water; DW-Drinking Water; WW-Waste Water

Preservative: H-HCL; N-HNO_3; S-H_2SO_4; Na-NaOH; M-MEOH

Project Manager: Michael Deyling
Company: CES, Inc
Address: 640 Main St
City: Lewiston **State:** ME **Zip:** 04240
Phone: 207-795-6009 **Ext.:**
Fax: 207-795-6128
E-Mail: mdeyling@ces-maine.com; syerina@ces-maine.com
Site Name: Coakley Landfill
Project #: 10424.018-01
State: [NH] MA ME VT **Other:**
Regulatory Program: NPDES: RGP POTW STORMWATER GWP OIL FUND BROWNFIELD **Other:** GWP/Superfund
Quote #: **PO #:**

Date Needed:

QA/QC Reporting Level
A B [C]
OR
PRESUMPTIVE CERTAINTY

Reporting Options
Prelims: [YES] or NO
If Yes: FAX or [PDF]

Electronic Options
NO FAX E-MAIL PDF EQUIS

Temp. 2.7 °C
Ice? (YES) No

Sampler(s): Suzanne Yerina

Relinquished By:	Date:	Time:	Received By:
	6/13/18	1400	
	6-13-18	1525	

Metals: 8 RCRA 13 PP FE, MN PB, CU
Other Metals:
Samples Field Filtered? ☐ Yes ☑ No
Notes: (ie: Special Detection Limits, Billing Info, If Different)
~~PFBA, PFPeA, PFHxA~~, PFHpA, PFOA, PFNA, ~~PFDA~~, ~~PFUnA, PFDeA~~, PFBS, PFHxS, PFOS, ~~PFOSA~~ *
EDD used for previous Coakley sampling
* per Sue Yerina
Site History:
Suspected Contamination:
Field Readings:

Eastern Analytical, Inc.
professional laboratory & drilling services
25 Chenell Drive | Concord, NH 03301 | Tel: 603.228.0525 | 1.800.287.0525 | Fax: 603.228.4591 | E-Mail: customerservice@eailabs.com | www.eailabs.com

(White: Original Green: Project Manager)

Page _____ of _____

CHAIN-OF-CUSTODY RECORD

FOR LAB USE ONLY 183015

527

BOLD FIELDS REQUIRED. PLEASE CIRCLE REQUESTED ANALYSIS.

SAMPLE I.D.	SAMPLING DATE/TIME *IF COMPOSITE, INDICATE BOTH START & FINISH DATE/TIME	MATRIX (SEE BELOW)	GRAB/*COMPOSITE	VOC: 524.2 MTBE / 524.2 BTEX	VOC: 524.2 VTICs / 8260B 624 / 1,4 DIOXANE	VOC: 8021B BTEX HALOS	VOC: 8015B GRO MAVPH	SVOC: 8270D 625 SVTICs EDB DBCP / ABN A BN PAH	SVOC: TPH 8100 L1 L2	SVOC: 8015B DRO MAEPH	SVOC: PEST 608 PCB 608 / PEST 8081A PCB 8082	SVOC: OIL & GREASE 1664 TPH 1664	TCLP: TCLP 1311 ABN METALS / VOC PEST HERB	METALS: DISSOLVED METALS (LIST BELOW)	METALS: TOTAL METALS (LIST BELOW)	INORGANICS: TS TSS TDS SPEC CON.	INORGANICS: Br Cl F SO_4 / NO_2 NO_3 NO_2NO_3	INORGANICS: BOD CBOD T ALK.	INORGANICS: TKN NH_3 T. PHOS. O. PHOS.	INORGANICS: pH T. RES. CHLORINE	INORGANICS: COD PHENOLS TOC DOC	INORGANICS: TOTAL CYANIDE TOTAL SULFIDE	INORGANICS: REACTIVE CYANIDE REACTIVE SULFIDE / FLASHPOINT IGNITABILITY	MICRO: TOTAL COLIFORM E. COLI / FECAL COLIFORM	MICRO: ENTEROCOCCI / HETEROTROPHIC PLATE COUNT	OTHER: PFAS - see notes	OTHER:	OTHER:	# OF CONTAINERS	NOTES MEOH VIAL #
LANGSHINER- 11	6/13 1025	TIS	G																							X				
LANGSHINER- 12	1026	TIS	G																							X				
LANGSHINER- 13	1028	TIS	G																							X				
LANGSHINER- 14	1029	TIS	G																							X				
LANGSHINER- 15	1030	TIS	G																							X				
LANGSHINER- 16	1031	TIS	G																							X				
LANGSHINER- 17	1032	TIS	G																							X				
LANGSHINER- 18	1033	TIS	G																							X				
LANGSHINER- 19	1034	TIS	G																							X				
LANGSHINER- 20	1035	TIS	G																							X				

MATRIX: A-AIR; S-SOIL; GW-GROUND WATER; SW-SURFACE WATER; DW-DRINKING WATER; WW-WASTE WATER

PRESERVATIVE: H-HCL; N-HNO_3; S-H_2SO_4; Na-NaOH; M-MEOH

PROJECT MANAGER: Michael Deyling
COMPANY: CES, Inc
ADDRESS: 640 Main St
CITY: Lewiston **STATE:** ME **ZIP:** 04240
PHONE: 207-795-6009 **EXT.:**
FAX: 207-795-6128
E-MAIL: mdeyling@ces-maine.com; syerina@ces-maine.com
SITE NAME: Coakley Landfill
PROJECT #: 10424.018-01
STATE: [NH] MA ME VT **OTHER:**
REGULATORY PROGRAM: NPDES: RGP POTW STORMWATER GWP OIL FUND BROWNFIELD **OTHER:** GWP/Superfund
QUOTE #: **PO #:**

DATE NEEDED:

QA/QC REPORTING LEVEL
A B [C]
OR
PRESUMPTIVE CERTAINTY

REPORTING OPTIONS
PRELIMS: [YES] OR NO
IF YES: FAX OR [E-M]

ELECTRONIC OPTIONS
NO FAX E-MAIL PDF EQUIS

TEMP. 2.7 °C
ICE? (YES) NO

SAMPLER(S): Suzanne Yerina

RELINQUISHED BY:	DATE:	TIME:	RECEIVED BY:
[signature]	6/13/18	1400	[signature]
[signature]	6-13-18	1525	[signature]

METALS: 8 RCRA 13 PP FE, MN PB, CU
OTHER METALS:
SAMPLES FIELD FILTERED? ☐ YES ☑ NO
NOTES: (IE: SPECIAL DETECTION LIMITS, BILLING INFO, IF DIFFERENT)
~~PFBA~~, ~~PFPeA~~, ~~PFHxA~~, PFHpA, PFOA, PFNA, ~~PFDA~~, ~~PFUnA~~, ~~PFDoA~~, PFBS, PFHxS, PFOS, ~~PFOSA~~

EDD used for previous Coakley sampling
per Sue Yerina RWB 6/18/18
SITE HISTORY:
SUSPECTED CONTAMINATION:
FIELD READINGS:

Eastern Analytical, Inc.
Professional laboratory & drilling services
25 CHENELL DRIVE | CONCORD, NH 03301 | TEL: 603.228.0525 | 1.800.287.0525 | FAX: 603.228.4591 | E-MAIL: CUSTOMERSERVICE@EAILABS.COM | WWW.EAILABS.COM

(WHITE: ORIGINAL GREEN: PROJECT MANAGER)

Page _____ of _____

CHAIN-OF-CUSTODY RECORD

FOR LAB USE ONLY 1863015

528

BOLD FIELDS REQUIRED. PLEASE CIRCLE REQUESTED ANALYSIS.

SAMPLE I.D.	SAMPLING DATE/TIME *IF COMPOSITE, INDICATE BOTH START & FINISH DATE/TIME	MATRIX (SEE BELOW)	GRAB/*COMPOSITE	VOC: 524.2 MTBE; 524.2 BTEX	VOC: 8260B 624 VOCs; 1,4 DIOXANE	VOC: 8021B BTEX HALOS	VOC: 8015B GRO MAVPH	SVOC: 8270D 625 SVOCs EDB DBCP; ABN A BN PAH	SVOC: TPH 8100 L1 L2	SVOC: 8015B DRO MAEPH	SVOC: PEST 608 PCB 608; PEST 8081A PCB 8082	SVOC: OIL & GREASE 1664 TPH 1664	TCLP: TCLP 1311 ABN METALS; VOC PEST HERB	METALS: DISSOLVED METALS (LIST BELOW)	METALS: TOTAL METALS (LIST BELOW)	INORGANICS: TS TSS TDS SPEC. CON.	INORGANICS: Br Cl F SO_4; NO_2 NO_3	INORGANICS: BOD CBOD T. ALK.	INORGANICS: TKN NH_3 T. PHOS. O. PHOS.	INORGANICS: pH T. RES. CHLORINE	INORGANICS: COD PHENOLS TOC DOC	INORGANICS: TOTAL CYANIDE TOTAL SULFIDE	INORGANICS: REACTIVE CYANIDE REACTIVE SULFIDE; FLASHPOINT IGNITABILITY	MICRO: TOTAL COLIFORM E. COLI; FECAL COLIFORM	MICRO: ENTEROCOCCI HETEROTROPHIC PLATE COUNT	OTHER: ~~13~~ PFAS - see notes	OTHER: 6 HAB	OTHER	# OF CONTAINERS	NOTES MEOH VIAL #
LANGSHINER- 21	6/13 1020	TIS	G																							X				
LANGSHINER- 22	6/13 1037	TIS	G																							X				
LANGSHINER-		TIS	G																							X				
LANGSHINER-		TIS	G																							X				
LANGSHINER-		TIS	G																							X				
LANGSHINER-		TIS	G																							X				
LANGSHINER-		TIS	G																							X				
LANGSHINER-		TIS	G																							X				
LANGSHINER-		TIS	G																							X				
LANGSHINER-		TIS	G																							X				

MATRIX: A-AIR; S-SOIL; GW-GROUND WATER; SW-SURFACE WATER; DW-DRINKING WATER; WW-WASTE WATER

PRESERVATIVE: H-HCL; N-HNO_3; S-H_2SO_4; Na-NaOH; M-MEOH

PROJECT MANAGER: Michael Deyling
COMPANY: CES, Inc
ADDRESS: 640 Main St
CITY: Lewiston **STATE:** ME **ZIP:** 04240
PHONE: 207-795-6009 **EXT.:**
FAX: 207-795-6128
E-MAIL: mdeyling@ces-maine.com; syerina@ces-maine.com
SITE NAME: Coakley Landfill
PROJECT #: 10424.018-01
STATE: NH MA ME VT **OTHER:**
REGULATORY PROGRAM: NPDES: RGP POTW STORMWATER
GWP OIL FUND BROWNFIELD **OTHER:** GWP/Superfund
QUOTE #: **PO #:**

DATE NEEDED:

QA/QC REPORTING LEVEL
A B C
OR
PRESUMPTIVE CERTAINTY

REPORTING OPTIONS
PRELIMS: YES OR NO
IF YES: FAX OR PDF

ELECTRONIC OPTIONS
NO FAX E-MAIL PDF EQUIS

TEMP. 2.7 °C
ICE? YES NO

SAMPLER(S): Sulanne Yerina

RELINQUISHED BY:	DATE:	TIME:	RECEIVED BY:
[signature]	6/13/18	1400	[signature]
[signature]	6-13-18	1525	[signature]

METALS: 8 RCRA 13 PP FE, MN PB, CU

OTHER METALS:

SAMPLES FIELD FILTERED? ☐ YES ☑ NO

NOTES: (IE: SPECIAL DETECTION LIMITS, BILLING INFO, IF DIFFERENT)

~~PFBA,~~ ~~PFPeA~~, ~~PFHxA,~~ PFHpA, PFOA, PFNA, ~~PFDA~~, ~~PFUnA~~, ~~PFDeA~~, PFBS, PFHxS, PFOS, ~~PFOSA~~ *

EDD used for previous Coakley sampling

* per Sue Yerina [illegible]

SITE HISTORY:
SUSPECTED CONTAMINATION:
FIELD READINGS:

Eastern Analytical, Inc.
Professional laboratory & drilling services
25 CHENELL DRIVE | CONCORD, NH 03301 | TEL: 603.228.0525 | 1.800.287.0525 | FAX: 603.228.4591 | E-MAIL: CUSTOMERSERVICE@EAILABS.COM | WWW.EAILABS.COM

(WHITE: ORIGINAL GREEN: PROJECT MANAGER)

Chain-of-Custody Record

Page _____ of _____

For Lab Use Only: 183015

Bold Fields Required. Please Circle Requested Analysis.

529

Sample I.D.	Sampling Date/Time *If Composite, Indicate Both Start & Finish Date/Time	Matrix (see below)	Grab/*Composite	VOC: 524.2 MTBE / 524.2 BTEX	VOC: 624 VOCs / 8260B 1,4 DIOXANE	VOC: HALOS / BTEX 8021B	VOC: MAVPH / 8015B GRO	SVOC: SVOCs EDB DBCP / 625 ABN A BN PAH	SVOC: L1 L2 / TPH 8100	SVOC: MAEPH / 8015B DRO	SVOC: PCB 608 PCB 8082 / PEST 8081A	SVOC: TPH 1664 / OIL & GREASE 1664	TCLP: METALS / TCLP 1311 ABN	TCLP: HERB / VOC PEST	Metals: DISSOLVED METALS (LIST BELOW)	Metals: TOTAL METALS (LIST BELOW)	Inorganics: TS TSS TDS SPEC. CON.	Inorganics: SO_4 / Br Cl F	Inorganics: NO_2 NO_3 / NO_2 NO_3	Inorganics: T. ALK. / BOD CBOD	Inorganics: T. PHOS. O. PHOS. / TKN NH_3	Inorganics: T. RES. CHLORINE / pH	Inorganics: TOC DOC / COD PHENOLS	Inorganics: TOTAL SULFIDE / TOTAL CYANIDE	Inorganics: REACTIVE SULFIDE / REACTIVE CYANIDE	Inorganics: IGNITABILITY / FLASHPOINT	Micro: E. COLI / TOTAL COLIFORM	Micro: FECAL COLIFORM	Micro: ENTEROCOCCI	Micro: HETEROTROPHIC PLATE COUNT	Other: 12 PFAS - see notes	Other: 6	Other:	# of Containers	Notes MeOH Vial #
SAGSHINER- 01	6/13 1142	TIS	G																											X					
SAGSHINER- 02	1143	TIS	G																											X					
SAGSHINER- 03	1144	TIS	G																											X					
SAGSHINER- 04	1145	TIS	G																											X					
SAGSHINER- 05	1146	TIS	G																											X					
SAGSHINER- 06	1147	TIS	G																											X					
SAGSHINER- 07	1148	TIS	G																											X					
SAGSHINER- 08	1149	TIS	G																											X					
SAGSHINER- 09	1150	TIS	G																											X					
SAGSHINER- 10	1151	TIS	G																											X					

Matrix: A-Air; S-Soil; GW-Ground Water; SW-Surface Water; DW-Drinking Water; WW-Waste water

Preservative: H-HCL; N-HNO_3; S-H_2SO_4; Na-NaOH; M-MEOH

Project Manager: Michael Deyling
Company: CES, Inc
Address: 640 Main St
City: Lewiston **State:** ME **Zip:** 04240
Phone: 207-795-6009 **Ext.:**
Fax: 207-795-6128
E-Mail: mdeyling@ces-maine.com; syerina@ces-maine.com
Site Name: Coakley Landfill
Project #: 10424.018-01
State: [NH] MA ME VT **Other:**
Regulatory Program: NPDES: RGP POTW STORMWATER GWP OIL FUND BROWNFIELD Other: GWP/Superfund
Quote #: **PO #:**

Date Needed:

QA/QC Reporting Level
A B [C]
OR
PRESUMPTIVE CERTAINTY

Reporting Options
Prelims: [YES] or NO
If Yes: FAX or [PDF]

Electronic Options
NO FAX E-MAIL PDF EQUIS

Temp. 27 °C
Ice? (Yes) No

Sampler(s): Suzanne Yerina

Relinquished By:	Date:	Time:	Received By:
[signature]	6/13/18	1400	[signature]
[signature]	6-13-18	1525	[signature]

Metals: 8 RCRA 13 PP FE, MN PB, CU
Other Metals:
Samples Field Filtered? ☐ Yes ☑ No
Notes: (ie: Special Detection Limits, Billing Info, If Different)
~~PFBA~~, ~~PFPeA~~, ~~PFHxA~~, PFHpA, PFOA, PFNA, ~~PFDA~~, ~~PFUnA~~, ~~PFDoA~~, PFBS, PFHxS, PFOS, ~~PFOSA~~*
EDD used for previous Coakley sampling
* per Sue Yerina AMB 6/18/18
Site History:
Suspected Contamination:
Field Readings:

Eastern Analytical, Inc.
Professional laboratory & drilling services
25 Chenell Drive | Concord, NH 03301 | Tel: 603.228.0525 | 1.800.287.0525 | Fax: 603.228.4591 | E-Mail: customerservice@eailabs.com | www.eailabs.com

(White: Original Green: Project Manager)

Page _____ of _____

CHAIN-OF-CUSTODY RECORD

For Lab Use Only: 183015

530

BOLD FIELDS REQUIRED. PLEASE CIRCLE REQUESTED ANALYSIS.

Sample I.D.	Sampling Date/Time *If Composite, Indicate Both Start & Finish Date/Time	Matrix (see below)	Grab/*Composite	VOC: 524.2 MTBE; 524.2 BTEX	VOC: 624 VOCs; 8260B 1,4 DIOXANE	VOC: 8021B BTEX HALOS	VOC: 8015B GRO MAVPH	SVOC: 8270D 625 SVOCs EDB DBCP; ABN A BN PAH	SVOC: TPH 8100 L1 L2	SVOC: 8015B DRO MAEPH	SVOC: PEST 608 PCB 608; PEST 8081A PCB 8082	SVOC: OIL & GREASE 1664 TPH 1664	TCLP: TCLP 1311 ABN METALS; VOC PEST HERB	Metals: DISSOLVED METALS (LIST BELOW)	Metals: TOTAL METALS (LIST BELOW)	Inorganics: TS TSS TDS SPEC. CON.	Inorganics: Br Cl F SO_4; NO_2 NO_3 NO_2NO_3	Inorganics: ROD CBOD T. ALK.	Inorganics: TKN NH_3 T. PHOS. O. PHOS.	Inorganics: pH T. RES. CHLORINE	Inorganics: COD PHENOLS TOC DOC	Inorganics: TOTAL CYANIDE TOTAL SULFIDE	Inorganics: REACTIVE CYANIDE REACTIVE SULFIDE; FLASHPOINT IGNITABILITY	Micro: TOTAL COLIFORM E. COLI; FECAL COLIFORM	Micro: ENTEROCOCCI; HETEROTROPHIC PLATE COUNT	Other: ~~13~~ PFAS - see notes	Other: 6 RCB	Other:	# of Containers	Notes MeOH Vial #
SAGSHINER- 11	6/13 1152	TIS	G																							X				
SAGSHINER- 12	1153	TIS	G																							X				
SAGSHINER- 13	1154	TIS	G																							X				
SAGSHINER- 14	1155	TIS	G																							X				
SAGSHINER- 15	1156	TIS	G																							X				
SAGSHINER- 16	1157	TIS	G																							X				
SAGSHINER- 17	1158	TIS	G																							X				
SAGSHINER- 18		TIS	G																							X				
SAGSHINER- 19		TIS	G																							X				
SAGSHINER- 20		TIS	G																							X				

Matrix: A-Air; S-Soil; GW-Ground Water; SW-Surface Water; DW-Drinking Water; WW-Waste water

Preservative: H-HCL; N-HNO_3; S-H_2SO_4; Na-NaOH; M-MEOH

Project Manager: Michael Deyling
Company: CES, Inc
Address: 640 Main St
City: Lewiston **State:** ME **Zip:** 04240
Phone: 207-795-6009 **Ext.:**
Fax: 207-795-6128
E-Mail: mdeyling@ces-maine.com; syerina@ces-maine.com
Site Name: Coakley Landfill
Project #: 10424.018-01
State: NH MA ME VT **Other:**
Regulatory Program: NPDES: RGP POTW STORMWATER GWP OIL FUND BROWNFIELD Other: GWP/Superfund
Quote #: **PO #:**

Date Needed:

QA/QC Reporting Level
A B C
OR
PRESUMPTIVE CERTAINTY

Reporting Options
Prelims: MAIL OR NO
If Yes: FAX OR PDF

Electronic Options
NO FAX E-MAIL PDF EQUIS

Temp. 2.7 °C
Ice? (Yes) No

Sampler(s): Suzanne Yerina

Relinquished By:	Date:	Time:	Received By:
[signature]	6/13/18	1400	[signature]
[signature]	6-13-18	1525	[signature]

Metals: 8 RCRA 13 PP FE, MN PB, CU
Other Metals:
Samples Field Filtered? ☐ Yes ☑ No
Notes: (ie: Special Detection Limits, Billing Info, If Different)
~~PFBA~~, ~~PFPeA~~, ~~PFHxA~~, PFHpA, PFOA, PFNA, ~~PFDA~~, ~~PFUnA~~, ~~PFDoA~~, PFBS, PFHxS, PFOS, ~~PFOSA~~

EDD used for previous Coakley sampling

per Sue Yerina [illegible]
Site History:
Suspected Contamination:
Field Readings:

Eastern Analytical, Inc.
Professional laboratory & drilling services
25 Chenell Drive | Concord, NH 03301 | Tel: 603.228.0525 | 1.800.287.0525 | Fax: 603.228.4591 | E-Mail: customerservice@eailabs.com | www.eailabs.com

(White: Original Green: Project Manager)

CHAIN-OF-CUSTODY RECORD

Page _____ of _____

FOR LAB USE ONLY 183015

531

BOLD FIELDS REQUIRED. PLEASE CIRCLE REQUESTED ANALYSIS.

SAMPLE I.D.	SAMPLING DATE/TIME *IF COMPOSITE, INDICATE BOTH START & FINISH DATE/TIME	MATRIX (SEE BELOW)	GRAB/*COMPOSITE	VOC: 524.2 MTBE; 524.2 BTEX	VOC: 624 VTICs; 8260B 1,4 DIOXANE	VOC: BTEX HALOS 8021B	VOC: MAVPH 8015B GRO	SVOC: 625 SVTICs EDB DBCP; 8270D ABN A BN PAH	SVOC: L1 L2 TPH 8100	SVOC: MAEPH 8015B DRO	SVOC: PCB 608; PEST 608 PCB 8082; PEST 8081A	SVOC: TPH 1664; OIL & GREASE 1664	TCLP METALS: TCLP 1311 ABN METALS VOC PEST HERB	DISSOLVED METALS (LIST BELOW)	TOTAL METALS (LIST BELOW)	INORGANICS: TS TSS TDS SPEC. CON.	INORGANICS: Br Cl F SO_4 NO_2 NO_3	INORGANICS: BOD CBOD T. ALK.	INORGANICS: TKN NH_3 T. PHOS. O. PHOS.	INORGANICS: pH T. RES. CHLORINE	INORGANICS: COD PHENOLS TOC DOC	INORGANICS: TOTAL CYANIDE TOTAL SULFIDE	INORGANICS: REACTIVE CYANIDE REACTIVE SULFIDE FLASHPOINT IGNITABILITY	MICRO: TOTAL COLIFORM E. COLI FECAL COLIFORM ENTEROCOCCI HETEROTROPHIC PLATE COUNT	OTHER: 18 PFAS - see notes	OTHER: 6 RCA	OTHER	# OF CONTAINERS	NOTES MEOH VIAL #
LANGPICKEREL-01	6/13 1039	TIS	G																						X				
LANGPICKEREL-02	1041	TIS	G																						X				
LANGPICKEREL-03	1042	TIS	G																						X				
LANGPICKEREL-04	1043	TIS	G																						X				
LANGPICKEREL-05	1044	TIS	G																						X				
LANGPICKEREL-06	1045	TIS	G																						X				
LANGPICKEREL-07	1046	TIS	G																						X				
LANGPICKEREL-08	1047	TIS	G																						X				
LANGPICKEREL-09	1048	TIS	G																						X				
LANGPICKEREL-10	1049	TIS	G																						X				

MATRIX: A-AIR; S-SOIL; GW-GROUND WATER; SW-SURFACE WATER; DW-DRINKING WATER; WW-WASTE WATER

PRESERVATIVE: H-HCL; N-HNO_3; S-H_2SO_4; Na-NaOH; M-MEOH

PROJECT MANAGER: Michael Deyling

COMPANY: CES, Inc

ADDRESS: 640 Main St

CITY: Lewiston STATE: ME ZIP: 04240

PHONE: 207-795-6009 EXT.:

FAX: 207-795-6128

E-MAIL: mdeyling@ces-maine.com; syerina@ces-maine.com

SITE NAME: Coakley Landfill

PROJECT #: 10424.018-01

STATE: [NH] MA ME VT OTHER:

REGULATORY PROGRAM: NPDES: RGP POTW STORMWATER GWP OIL FUND BROWNFIELD OTHER: GWP/Superfund

QUOTE #: PO #:

DATE NEEDED:

QA/QC REPORTING LEVEL: A B [C] OR PRESUMPTIVE CERTAINTY

REPORTING OPTIONS: PRELIMS: [YES] OR NO; IF YES: FAX OR [PDF]

ELECTRONIC OPTIONS: NO FAX E-MAIL PDF EQUIS

TEMP. 2.7 °C ICE? (YES) NO

SAMPLER(S): Suzanne Yerina

RELINQUISHED BY:	DATE:	TIME:	RECEIVED BY:
[signature]	6/13/18	1400	[signature]
[signature]	6-13-18	1525	[signature]

METALS: 8 RCRA 13 PP FE, MN PB, CU

OTHER METALS:

SAMPLES FIELD FILTERED? ☐ YES ☑ NO

NOTES: (IE: SPECIAL DETECTION LIMITS, BILLING INFO, IF DIFFERENT)

~~PFBA~~, ~~PFPeA~~, ~~PFHxA~~, PFHpA, PFOA, PFNA, ~~PFDA~~, ~~PFUnA~~, ~~PFDeA~~, PFBS, PFHxS, PFOS, ~~PFOSA~~ *

EDD used for previous Coakley sampling

*per Sue Yerina RLB 6/18/18

SITE HISTORY:

SUSPECTED CONTAMINATION:

FIELD READINGS:

Eastern Analytical, Inc.
professional laboratory & drilling services
25 CHENELL DRIVE | CONCORD, NH 03301 | TEL: 603.228.0525 | 1.800.287.0525 | FAX: 603.228.4591 | E-MAIL: CUSTOMERSERVICE@EAILABS.COM | WWW.EAILABS.COM

(WHITE: ORIGINAL GREEN: PROJECT MANAGER)

Page _____ of _____

CHAIN-OF-CUSTODY RECORD

FOR LAB USE ONLY 183015

532

BOLD FIELDS REQUIRED. PLEASE CIRCLE REQUESTED ANALYSIS.

SAMPLE I.D.	SAMPLING DATE/TIME *IF COMPOSITE, INDICATE BOTH START & FINISH DATE/TIME	MATRIX (SEE BELOW)	GRAB/*COMPOSITE	VOC: 524.2 MTBE / 524.2 BTEX	VOC: 624 VTICs / 8260B / 1, 4 DIOXANE	VOC: HALOS / 8021B BTEX	VOC: MAVPH / 8015B GRO	SVOC: EDB DBCP / 625 SVTICs / 8270D	SVOC: PAH / BN / ABN A	SVOC: L2 / L1 / TPH 8100	SVOC: MAEPH / 8015B DRO	SVOC: PCB 8082 / PCB 608 / PEST 8081A / PEST 608	SVOC: TPH 1664 / OIL & GREASE 1664	TCLP: METALS / ABN / TCLP 1311	TCLP: HERB / VOC / PEST	METALS: DISSOLVED METALS (LIST BELOW)	METALS: TOTAL METALS (LIST BELOW)	INORGANICS: SPEC. CON. / TDS / TSS	INORGANICS: SO_4 / F / Cl / Br	INORGANICS: NO_2,NO_3 / NO_3	INORGANICS: T. ALK. / BOD / CBOD	INORGANICS: O. PHOS. / T. PHOS. / NH_3 / TKN	INORGANICS: T. RES. CHLORINE / pH	INORGANICS: TOC / DOC / PHENOLS / COD	INORGANICS: TOTAL SULFIDE / TOTAL CYANIDE	INORGANICS: REACTIVE SULFIDE / REACTIVE CYANIDE / IGNITABILITY / FLASHPOINT	MICRO: E. COLI / TOTAL COLIFORM	MICRO: FECAL COLIFORM / ENTEROCOCCI	MICRO: HETEROTROPHIC PLATE COUNT	OTHER: ~~13~~ PFAS - see notes	OTHER: 6 jars	OTHER	# OF CONTAINERS	NOTES MeOH VIAL #
LANGPICKEREL- 11	6/12/18 1050	TIS	G																										X					
LANGPICKEREL- 12	1052	TIS	G																										X					
LANGPICKEREL- 13	1054	TIS	G																										X					
LANGPICKEREL- 14	1055	TIS	G																										X					
LANGPICKEREL- 15	1056	TIS	G																										X					
LANGPICKEREL- 16	1057	TIS	G																										X					
LANGPICKEREL- 17	1056	TIS	G																										X					
LANGPICKEREL- 18	1059	TIS	G																										X					
LANGPICKEREL- 19	1100	TIS	G																										X					
LANGPICKEREL- 20	1100	TIS	G																										X					

MATRIX: A-AIR; S-SOIL; GW-GROUND WATER; SW-SURFACE WATER; DW-DRINKING WATER; WW-WASTE WATER

PRESERVATIVE: H-HCL; N-HNO_3; S-H_2SO_4; Na-NaOH; M-MEOH

PROJECT MANAGER: Michael Deyling

COMPANY: CES, Inc

ADDRESS: 640 Main St

CITY: Lewiston STATE: ME ZIP: 04240

PHONE: 207-795-6009 EXT.:

FAX: 207-795-6128

E-MAIL: mdeyling@ces-maine.com; syerina@ces-maine.com

SITE NAME: Coakley Landfill

PROJECT #: 10424.018-01

STATE: [NH] MA ME VT OTHER:

REGULATORY PROGRAM: NPDES; RGP POTW STORMWATER GWP OIL FUND BROWNFIELD OTHER: GWP/Superfund

QUOTE #: PO #:

DATE NEEDED:

QA/QC REPORTING LEVEL: A B [QC] OR PRESUMPTIVE CERTAINTY

REPORTING OPTIONS: PRELIMS: [YES] OR NO; IF YES: FAX OR [PDF]

ELECTRONIC OPTIONS: NO FAX E-MAIL PDF EQUIS

TEMP. 2.7 °C ICE? (YES) NO

SAMPLER(S): Suzanne Yerina

RELINQUISHED BY:	DATE:	TIME:	RECEIVED BY:
	6/13/18	1400	
	6-13-18	1525	
RELINQUISHED BY:	DATE:	TIME:	RECEIVED BY:
RELINQUISHED BY:	DATE:	TIME:	RECEIVED BY:

METALS: 8 RCRA 13 PP FE, MN PB, CU

OTHER METALS:

SAMPLES FIELD FILTERED? ☐ YES ☑ NO

NOTES: (IE: SPECIAL DETECTION LIMITS, BILLING INFO, IF DIFFERENT)

~~PFBA~~, ~~PFPeA~~, ~~PFHxA~~, PFHpA, PFOA, PFNA, ~~PFDA~~, ~~PFUnA~~, ~~PFDeA~~, PFBS, PFHxS, PFOS, ~~PFOSA~~ *

EDD used for previous Coakley sampling

*per Sue Yerina Aug 6/6/18

SITE HISTORY:

SUSPECTED CONTAMINATION:

FIELD READINGS:

Eastern Analytical, Inc.
Professional laboratory & drilling services
25 CHENELL DRIVE | CONCORD, NH 03301 | TEL: 603.228.0525 | 1.800.287.0525 | FAX: 603.228.4591 | E-MAIL: CUSTOMERSERVICE@EAILABS.COM | WWW.EAILABS.COM

(WHITE: ORIGINAL GREEN: PROJECT MANAGER)

Page _____ of _____

CHAIN-OF-CUSTODY RECORD

FOR LAB USE ONLY: 1830015

533

BOLD FIELDS REQUIRED. PLEASE CIRCLE REQUESTED ANALYSIS.

SAMPLE I.D.	SAMPLING DATE/TIME *IF COMPOSITE, INDICATE BOTH START & FINISH DATE/TIME	MATRIX (SEE BELOW)	GRAB/*COMPOSITE	VOC: 524.2 524.2 MTBE / 524.2 BTEX	VOC: 8260B 624 VTICs / 1,4 DIOXANE	VOC: 8021B BTEX HALOS	VOC: 8015B GRO MAVPH	SVOC: 8270D 625 SVTICs EDB DBCP / ABN A BN PAH	SVOC: TPH 8100 L1 L2	SVOC: 8015B DRO MAEPH	SVOC: PEST 608 PCB 608 / PEST 8081A PCB 8082	SVOC: OIL & GREASE 1664 TPH 1664	TCLP: TCLP 1311 ABN METALS / VOC PEST HERB	METALS: DISSOLVED METALS (LIST BELOW)	METALS: TOTAL METALS (LIST BELOW)	INORGANICS: TS TSS TDS SPEC. CON.	INORGANICS: Br Cl F SO_4 / NO_2 NO_3 NO_2NO_3	INORGANICS: BOD CBOD T. ALK.	INORGANICS: TKN NH_3 T. PHOS. O. PHOS.	INORGANICS: pH T. RES. CHLORINE	INORGANICS: COD PHENOLS TOC DOC	INORGANICS: TOTAL CYANIDE TOTAL SULFIDE	INORGANICS: REACTIVE CYANIDE REACTIVE SULFIDE / FLASHPOINT IGNITABILITY	MICRO: TOTAL COLIFORM E. COLI / FECAL COLIFORM	MICRO: ENTEROCOCCI HETEROTROPHIC PLATE COUNT	OTHER: ~~13~~ PFAS - see notes	OTHER: 6 PFAS	OTHER	# OF CONTAINERS	NOTES MEOH VIAL #
LANGPICKEREL- 21	6/13 1102	TIS	G																							X				
LANGPICKEREL- 22	6/13 1103	TIS	G																							X				
LANGPICKEREL-		TIS	G																							X				
LANGPICKEREL-		TIS	G																							X				
LANGPICKEREL-		TIS	G																							X				
LANGPICKEREL-		TIS	G																							X				
LANGPICKEREL-		TIS	G																							X				
LANGPICKEREL-		TIS	G																							X				
LANGPICKEREL-		TIS	G																							X				
LANGPICKEREL-		TIS	G																							X				

MATRIX: A-AIR; S-SOIL; GW-GROUND WATER; SW-SURFACE WATER; DW-DRINKING WATER; WW-WASTE WATER

PRESERVATIVE: H-HCL; N-HNO_3; S-H_2SO_4; Na-NaOH; M-MEOH

PROJECT MANAGER: Michael Deyling
COMPANY: CES, Inc
ADDRESS: 640 Main St
CITY: Lewiston **STATE:** ME **ZIP:** 04240
PHONE: 207-795-6009 **EXT.:**
FAX: 207-795-6128
E-MAIL: mdeyling@ces-maine.com; syerina@ces-maine.com
SITE NAME: Coakley Landfill
PROJECT #: 10424.018-01
STATE: [NH] MA ME VT **OTHER:**
REGULATORY PROGRAM: NPDES: RGP POTW STORMWATER
GWP OIL FUND BROWNFIELD **OTHER:** GWP/Superfund
QUOTE #: **PO #:**

DATE NEEDED:

QA/QC REPORTING LEVEL
A B [C]
OR
PRESUMPTIVE CERTAINTY

REPORTING OPTIONS
PRELIMS: [YES] OR NO
IF YES: FAX OR [PDF]

ELECTRONIC OPTIONS
NO FAX E-MAIL PDF EQUIS

TEMP. 27 °C
ICE? (YES) NO

SAMPLER(S): Suzanne Yerina

RELINQUISHED BY:	DATE:	TIME:	RECEIVED BY:
[signature]	6/13/18	1400	[signature]
[signature]	6-13-18	1525	[signature]

METALS: 8 RCRA 13 PP FE, MN PB, CU
OTHER METALS:
SAMPLES FIELD FILTERED? ☐ YES ☑ NO
NOTES: (IE: SPECIAL DETECTION LIMITS, BILLING INFO, IF DIFFERENT)
~~PFBA~~, ~~PFPeA~~, ~~PFHxA~~, PFHpA, PFOA, PFNA, ~~PFDA~~, ~~PFUnA~~, ~~PFDeA~~, PFBS, PFHxS, PFOS, ~~PFOSA~~ *
EDD used for previous Coakley sampling
* per Sue Yerina AMB 6/18/18
SITE HISTORY:
SUSPECTED CONTAMINATION:
FIELD READINGS:

Eastern Analytical, Inc.
professional laboratory & drilling services
25 CHENELL DRIVE | CONCORD, NH 03301 | TEL: 603.228.0525 | 1.800.287.0525 | FAX: 603.228.4591 | E-MAIL: CUSTOMERSERVICE@EAILABS.COM | WWW.EAILABS.COM

(WHITE: ORIGINAL GREEN: PROJECT MANAGER)

Page _____ of _____

CHAIN-OF-CUSTODY RECORD

For Lab Use Only: 183016

534

BOLD FIELDS REQUIRED. PLEASE CIRCLE REQUESTED ANALYSIS.

Sample I.D.	Sampling Date/Time *If Composite, Indicate Both Start & Finish Date/Time	Matrix (see below)	Grab/*Composite	VOC: 524.2 MTBE / 524.2 BTEX	VOC: 524 VOCs / 8260B 1, 4 DIOXANE	VOC: BTEX / 8021B	VOC: HALOS / 8015B GRO	VOC: MAVPH	SVOC: 625 SVOCs EDB DBCP / 8270D ABN A BN PAH	SVOC: L1 L2 / TPH 8100	SVOC: MAEPH / 8015B DRO	SVOC: PCB 608 / PEST 608	SVOC: PCB 8082 / PEST 8081A	SVOC: TPH 1664 / OIL & GREASE 1664	TCLP: METALS / TCLP 1311 ABN VOC PEST	TCLP: HERB	Metals: DISSOLVED METALS (LIST BELOW)	Metals: TOTAL METALS (LIST BELOW)	Inorganics: TS TSS TDS SPEC. CON.	Inorganics: Br Cl F SO_4 NO_2 NO_3	Inorganics: BOD CBOD T. ALK.	Inorganics: TKN NH_3 T. PHOS. O. PHOS.	Inorganics: pH T. RES. CHLORINE	Inorganics: COD PHENOLS TOC DOC	Inorganics: TOTAL CYANIDE TOTAL SULFIDE	Inorganics: REACTIVE CYANIDE REACTIVE SULFIDE FLASHPOINT IGNITABILITY	Micro: TOTAL COLIFORM E. COLI FECAL COLIFORM	Micro: ENTEROCOCCI HETEROTROPHIC PLATE COUNT	Other: 18 PFAS - see notes	Other: 6 PFAS	Other:	# of Containers	Notes MeOH Vial #
LANGSUN- 01	6/13	TIS	G																										X					
LANGSUN- 02	6/13 956	TIS	G																										X					
LANGSUN- 03	6/13 958	TIS	G																										X					
LANGSUN- 04	6/13 1000	TIS	G																										X					
LANGSUN- 05	6/13 1001	TIS	G																										X					
LANGSUN- 06	6/13 1002	TIS	G																										X					
LANGSUN- 07	6/13 1003	TIS	G																										X					
LANGSUN- 08	6/13 1005	TIS	G																										X					
LANGSUN- 09	6/13 1006	TIS	G																										X					
LANGSUN- 10	6/13 1007	TIS	G																										X					

Matrix: A-Air; S-Soil; GW-Ground Water; SW-Surface Water; DW-Drinking Water; WW-Waste water

Preservative: H-HCL; N-HNO_3; S-H_2SO_4; Na-NaOH; M-MEOH

Project Manager: Michael Deyling
Company: CES, Inc
Address: 640 Main St
City: Lewiston **State:** ME **Zip:** 04240
Phone: 207-795-6009 **Ext.:**
Fax: 207-795-6128
E-Mail: mdeyling@ces-maine.com; syerina@ces-maine.com
Site Name: Coakley Landfill
Project #: 10424.018-01
State: [NH] MA ME VT **Other:**
Regulatory Program: NPDES: RGP POTW STORMWATER GWP OIL FUND BROWNFIELD **Other:** GWP/Superfund
Quote #: **PO #:**

Date Needed:

QA/QC Reporting Level
A B [C]
OR
PRESUMPTIVE CERTAINTY

Reporting Options
Prelims: [YES] or NO
If Yes: FAX or [PDF]

Electronic Options
NO FAX E-MAIL PDF EQUIS

Temp. 2.7 °C
Ice? (Yes) No

Sampler(s): Suzanne Yerina

Relinquished By:	Date:	Time:	Received By:
[signature]	6/13/18	1460	[signature]
[signature]	6-13-18	1525	[signature]

Metals: 8 RCRA 13 PP FE, MN PB, CU
Other Metals:
Samples Field Filtered? ☐ Yes ☑ No
Notes: (ie: Special Detection Limits, Billing Info, If Different)
~~PFBA~~, ~~PFPeA~~, ~~PFHxA~~, PFHpA, PFOA, PFNA, ~~PFDA~~, ~~PFUnA~~, ~~PFDeA~~, PFBS, PFHxS, PFOS, ~~PFOSA~~

EDD used for previous Coakley sampling
Per Sue Yerina AWB 6/18/18
Site History:
Suspected Contamination:
Field Readings:

Eastern Analytical, Inc.
Professional laboratory & drilling services
25 Chenell Drive | Concord, NH 03301 | Tel: 603.228.0525 | 1.800.287.0525 | Fax: 603.228.4591 | E-Mail: customerservice@eailabs.com | www.eailabs.com

(WHITE: Original GREEN: Project Manager)

Page _____ of _____

CHAIN-OF-CUSTODY RECORD

FOR LAB USE ONLY: 1823015

535

BOLD FIELDS REQUIRED. PLEASE CIRCLE REQUESTED ANALYSIS.

SAMPLE I.D.	SAMPLING DATE/TIME *IF COMPOSITE, INDICATE BOTH START & FINISH DATE/TIME	MATRIX (SEE BELOW)	GRAB/*COMPOSITE	VOC: 524.2 MTBE; 524.2 BTEX	VOC: 8260B 624 VOCs; 1,4 DIOXANE	VOC: 8021B BTEX HALOS	VOC: 8015B GRO MAVPH	SVOC: 8270D 625 SVOCs EDB DBCP; ABN A BN PAH	SVOC: TPH 8100 L1 L2	SVOC: 8015B DRO MAEPH	SVOC: PEST 608 PCB 608; PEST 8081A PCB 8082	SVOC: OIL & GREASE 1664 TPH 1664	TCLP: TCLP 1311 ABN METALS; VOC PEST HERB	METALS: DISSOLVED METALS (LIST BELOW)	METALS: TOTAL METALS (LIST BELOW)	INORGANICS: TS TSS TDS SPEC. CON.	INORGANICS: Br Cl F SO_4; NO_2 NO_3 NO_2NO_3	INORGANICS: BOD CBOD T. ALK.	INORGANICS: TKN NH_3 T. PHOS. O. PHOS.	INORGANICS: pH T. RES. CHLORINE	INORGANICS: COD PHENOLS TOC DOC	INORGANICS: TOTAL CYANIDE TOTAL SULFIDE	INORGANICS: REACTIVE CYANIDE REACTIVE SULFIDE; FLASHPOINT IGNITABILITY	MICRO: TOTAL COLIFORM E. COLI; FECAL COLIFORM	MICRO: ENTEROCOCCI HETEROTROPHIC PLATE COUNT	OTHER: 13 PFAS - see notes	OTHER: 6 PFAS	OTHER	# OF CONTAINERS	NOTES MeOH VIAL #
LANGSUN- 11	6/13 1010	TIS	G																							X				
LANGSUN-		TIS	G																							X				
LANGSUN-		TIS	G																							X				
LANGSUN-		TIS	G																							X				
LANGSUN-		TIS	G																							X				
LANGSUN-		TIS	G																							X				
LANGSUN-		TIS	G																							X				
LANGSUN-		TIS	G																							X				
LANGSUN-		TIS	G																							X				
LANGSUN-		TIS	G																							X				

MATRIX: A-AIR; S-SOIL; GW-GROUND WATER; SW-SURFACE WATER; DW-DRINKING WATER; WW-WASTE WATER

PRESERVATIVE: H-HCL; N-HNO_3; S-H_2SO_4; Na-NaOH; M-MEOH

PROJECT MANAGER: Michael Deyling

COMPANY: CES, Inc

ADDRESS: 640 Main St

CITY: Lewiston STATE: ME ZIP: 04240

PHONE: 207-795-6009 EXT.:

FAX: 207-795-6128

E-MAIL: mdeyling@ces-maine.com; syerina@ces-maine.com

SITE NAME: Coakley Landfill

PROJECT #: 10424.018-01

STATE: [NH] MA ME VT OTHER:

REGULATORY PROGRAM: NPDES: RGP POTW STORMWATER GWP OIL FUND BROWNFIELD OTHER: GWP/Superfund

QUOTE #: PO #:

DATE NEEDED:

QA/QC REPORTING LEVEL: A B [C] OR PRESUMPTIVE CERTAINTY

REPORTING OPTIONS: PRELIMS [YES] OR NO; IF YES: FAX OR [EDD]

ELECTRONIC OPTIONS: NO FAX E-MAIL PDF EQUIS

TEMP. 2.7 °C ICE? (YES) NO

SAMPLER(S): Suzanne Yurina

RELINQUISHED BY:	DATE:	TIME:	RECEIVED BY:
[signature]	6/13/18	1400	[signature]
[signature]	6-13-18	1525	[signature]

METALS: 8 RCRA 13 PP FE, MN PB, CU

OTHER METALS:

SAMPLES FIELD FILTERED? ☐ YES ☑ NO

NOTES: (IE: SPECIAL DETECTION LIMITS, BILLING INFO, IF DIFFERENT)

~~PFBA, PFPeA~~, ~~PFHxA~~, PFHpA, PFOA, PFNA, ~~PFDA~~, ~~PFUnA~~, ~~PFDeA~~, PFBS, PFHxS, PFOS, ~~PFOSA~~ *

EDD used for previous Coakley sampling

* per Sue Yurina [illegible]

SITE HISTORY:

SUSPECTED CONTAMINATION:

FIELD READINGS:

Eastern Analytical, Inc.
Professional laboratory & drilling services
25 CHENELL DRIVE | CONCORD, NH 03301 | TEL: 603.228.0525 | 1.800.287.0525 | FAX: 603.228.4591 | E-MAIL: CUSTOMERSERVICE@EAILABS.COM | WWW.EAILABS.COM

(WHITE: ORIGINAL GREEN: PROJECT MANAGER)

Page _____ of _____

CHAIN-OF-CUSTODY RECORD

For Lab Use Only: 163015

536

BOLD FIELDS REQUIRED. PLEASE CIRCLE REQUESTED ANALYSIS.

Sample I.D.	Sampling Date/Time *If Composite, Indicate Both Start & Finish Date/Time	Matrix (see below)	Grab/*Composite	VOC: 524.2 524.2 BTEX	VOC: 524.2 MTBE 8260B 524 VTICs 1,4 DIOXANE	VOC: 8021B BTEX HALOS	VOC: 8015B GRO MAVPH	SVOC: 8270D 625 SVTICs EDB DBCP ABN A BN PAH	SVOC: TPH 8100 L1 L2	SVOC: 8015B DRO MAEPH	SVOC: PEST 608 PCB 608 PEST 8081A PCB 8082	SVOC: OIL & GREASE 1664 TPH 1664	TCLP Metals: TCLP 1311 ABN METALS VOC PEST HERB	Metals: DISSOLVED METALS (LIST BELOW)	Metals: TOTAL METALS (LIST BELOW)	Inorganics: TS TSS TDS SPEC. CON.	Inorganics: Br Cl F SO_4 NO_2 NO_3	Inorganics: BOD CBOD T. ALK.	Inorganics: TKN NH_3 T. PHOS. O. PHOS.	Inorganics: pH T. RES. CHLORINE	Inorganics: COD PHENOLS TOC DOC	Inorganics: TOTAL CYANIDE TOTAL SULFIDE	Inorganics: REACTIVE CYANIDE REACTIVE SULFIDE FLASHPOINT IGNITABILITY	Micro: TOTAL COLIFORM E. COLI FECAL COLIFORM	Micro: ENTEROCOCCI HETEROTROPHIC PLATE COUNT	Other: 6 PFAS - see notes			# of Containers	Notes MeOH Vial #
BRAEEL- 01	6/14 1200	TIS	G																							X					
BRAEEL- 02	1205	TIS	G																							X					
BRAEEL- 03	1207	TIS	G																							X					
BRAEEL- 04	1209	TIS	G																							X					
BRAEEL- 05	1210	TIS	G																							X					
BRAEEL- 06	1212	TIS	G																							X					
BRAEEL- 07	1214	TIS	G																							X					
BRAEEL- 08	1215	TIS	G																							X					
BRAEEL- [illegible]		TIS	G																							X					
BRAEEL- [illegible]		TIS	G																							X					

Matrix: A-Air; S-Soil; GW-Ground Water; SW-Surface Water; DW-Drinking Water; WW-Waste Water

Preservative: H-HCL; N-HNO_3; S-H_2SO_4; Na-NaOH; M-MEOH

Project Manager: Michael Deyling
Company: CES, Inc
Address: 640 Main St
City: Lewiston **State:** ME **Zip:** 04240
Phone: 207-795-6009 **Ext.:**
Fax: 207-795-6128
E-Mail: mdeyling@ces-maine.com; syerina@ces-maine.com
Site Name: Coakley Landfill
Project #: 10424.018-01
State: NH MA ME VT **Other:**
Regulatory Program: NPDES: RGP POTW STORMWATER GWP OIL FUND BROWNFIELD Other: GWP/Superfund
Quote #: **PO #:**

Date Needed:

QA/QC Reporting Level
A B C
OR
PRESUMPTIVE CERTAINTY

Reporting Options
Prelims: YES OR NO
If Yes: FAX OR PDF

Electronic Options
NO FAX E-MAIL PDF EQUIS

Temp. 5.1 °C
Ice? YES No

Sampler(s): Suzanne Yerina 14:20
Relinquished By: 6/14 Date: 1330 Time: Received By: Lisa Barton
Relinquished By: Lisa Barton 6-14-18 Date: 15:20 Time: Received By:
Relinquished By: Date: Time: Received By:

Metals: 8 RCRA 13 PP FE, MN PB, CU
Other Metals:
Samples Field Filtered? ☐ Yes ☑ No
Notes: (ie: Special Detection Limits, Billing Info, If Different)
PFHpA, PFOA, PFNA, PFBS, PFHxS, PFOS

EDD used for previous Coakley sampling

Site History:
Suspected Contamination:
Field Readings:

Eastern Analytical, Inc.
Professional laboratory & drilling services
25 Chenell Drive | Concord, NH 03301 | Tel: 603.228.0525 | 1.800.287.0525 | Fax: 603.228.4591 | E-Mail: customerservice@eailabs.com | www.eailabs.com

(White: Original Green: Project Manager)

Page _____ of _____

CHAIN-OF-CUSTODY RECORD

For Lab Use Only: 1863015

BOLD FIELDS REQUIRED. PLEASE CIRCLE REQUESTED ANALYSIS.

537

Sample I.D.	Sampling Date/Time *If Composite, Indicate Both Start & Finish Date/Time	Matrix (see below)	Grab/*Composite	VOC: 524.2 MTBE; 524.2 BTEX	VOC: 624 VOCs; 8260B 1,4 DIOXANE	VOC: BTEX HALOS 8021B	VOC: MAVPH 8015B GRO	SVOC: 8270D 625 SVOCs EDB DBCP; ABN A BN PAH	SVOC: TPH 8100 L1 L2	SVOC: 8015B DRO MAEPH	SVOC: PEST 608 PCB 608; PEST 8081A PCB 8082	SVOC: OIL & GREASE 1664 TPH 1664	TCLP: TCLP 1311 VOC PEST ABN METALS HERB	Metals: DISSOLVED METALS (LIST BELOW)	Metals: TOTAL METALS (LIST BELOW)	Inorganics: TS TSS TDS SPEC. CON.	Inorganics: Br Cl F SO_4 NO_2 NO_3	Inorganics: BOD CBOD T. ALK.	Inorganics: TKN NH_3 T. PHOS. O. PHOS.	Inorganics: pH T. RES. CHLORINE	Inorganics: COD PHENOLS TOC DOC	Inorganics: TOTAL CYANIDE TOTAL SULFIDE	Inorganics: REACTIVE CYANIDE REACTIVE SULFIDE FL/SHPOINT IGNITABILITY	Micro: TOTAL COLIFORM E. COLI FECAL COLIFORM	Micro: ENTEROCOCCI HETEROTROPHIC PLATE COUNT	Other: 6 PFAS - see notes			# of Containers	Notes MeOH Vial #
ESTTROUT-01	6/14/18 1133	TIS	G																							X				
ESTTROUT-02	6/14 1136	TIS	G																							X				
ESTTROUT-03	6/14 1138	TIS	G																							X				
ESTTROUT-04	6/14 1140	TIS	G																							X				
ESTTROUT-		TIS	G																							X				
ESTTROUT-		TIS	G																							X				
ESTTROUT-		TIS	G																							X				
ESTTROUT-		TIS	G																							X				
ESTTROUT-		TIS	G																							X				
ESTTROUT-		TIS	G																							X				

Matrix: A-Air; S-Soil; GW-Ground Water; SW-Surface Water; DW-Drinking Water; WW-Waste Water

Preservative: H-HCL; N-HNO_3; S-H_2SO_4; Na-NaOH; M-MEOH

Project Manager: Michael Deyling
Company: CES, Inc
Address: 640 Main St
City: Lewiston **State:** ME **Zip:** 04240
Phone: 207-795-6009 **Ext.:**
Fax: 207-795-6128
E-Mail: mdeyling@ces-maine.com; syerina@ces-maine.com
Site Name: Coakley Landfill
Project #: 10424.018-01
State: NH MA ME VT **Other:**
Regulatory Program: NPDES: RGP POTW STORMWATER GWP OIL FUND BROWNFIELD **Other:** GWP/Superfund
Quote #: **PO #:**

Date Needed:

QA/QC Reporting Level
A B C
OR
PRESUMPTIVE CERTAINTY

Reporting Options
Prelims: YES OR NO
If Yes: FAX OR E-MAIL

Electronic Options
NO FAX E-MAIL PDF EQUIS

Temp. 5.1 °C
Ice? YES No

Sampler(s): Zanne Yerina 14:00

Relinquished By:	Date:	Time:	Received By:
	6/14	1330	Lisa Fenton
Lisa Fenton	6-14-18	15:20	[illegible]

Metals: 8 RCRA 13 PP FE, MN PB, CU
Other Metals:
Samples Field Filtered? ☐ Yes ☑ No
Notes: (ie: Special Detection Limits, Billing Info, If Different)

PFHpA, PFOA, PFNA, PFBS, PFHxS, PFOS

EDD used for previous Coakley sampling

Site History:
Suspected Contamination:
Field Readings:

Eastern Analytical, Inc.
Professional laboratory & drilling services
25 Chenell Drive | Concord, NH 03301 | Tel: 603.228.0525 | 1.800.287.0525 | Fax: 603.228.4591 | E-Mail: customerservice@eailabs.com | www.eailabs.com

(WHITE: Original GREEN: Project Manager)

Page _____ of _____

Chain-of-Custody Record

For Lab Use Only: 1832015

538

Bold Fields Required. Please Circle Requested Analysis.

Sample I.D.	Sampling Date/Time *If Composite, Indicate Both Start & Finish Date/Time	Matrix (see below)	Grab/*Composite	VOC: 524.2 MTBE; 524.2 BTEX	VOC: 624 VTICs; 8260B 1,4 DIOXANE	VOC: 8021B BTEX HALOS	VOC: 8015B GRO MAVPH	SVOC: 8270D 625 SVTICs EDB DBCP; ABN A BN PAH	SVOC: TPH 8100 L1 L2	SVOC: 8015B DRO MAEPH	SVOC: PEST 608 PCB 608; PEST 8081A PCB 8082	SVOC: Oil & Grease 1664 TPH 1664	TCLP: TCLP 1311 ABN METALS; VOC PEST HERB	Dissolved Metals (List Below)	Total Metals (List Below)	Inorganics: TS TSS TDS Spec. Con.	Inorganics: Br Cl F SO_4; NO_2 NO_3 NO_2NO_3	Inorganics: BOD CBOD T. ALK.	Inorganics: TKN NH_3 T. PHOS. O. PHOS.	Inorganics: pH T. RES. CHLORINE	Inorganics: COD PHENOLS TOC DOC	Inorganics: Total Cyanide Total Sulfide	Inorganics: Reactive Cyanide Reactive Sulfide Flashpoint Ignitability	Micro: Total Coliform E. Coli; Fecal Coliform	Micro: Enterococci; Heterotrophic Plate Count	Other: 6 PFAS - see notes			# of Containers	Notes MeOH Vial #
BRAPICKEREL-01	6/14 1043	TIS	G																							X				
BRAPICKEREL-02	1044	TIS	G																							X				
BRAPICKEREL-03	1045	TIS	G																							X				
BRAPICKEREL-04	1046	TIS	G																							X				
BRAPICKEREL-05	1047	TIS	G																							X				
BRAPICKEREL-06	1048	TIS	G																							X				
BRAPICKEREL-07	1049	TIS	G																							X				
BRAPICKEREL-08	1050	TIS	G																							X				
BRAPICKEREL-09	1051	TIS	G																							X				
BRAPICKEREL-10	1052	TIS	G																							X				

Matrix: A-Air; S-Soil; GW-Ground Water; SW-Surface Water; DW-Drinking Water; WW-Waste Water

Preservative: H-HCL; N-HNO_3; S-H_2SO_4; Na-NaOH; M-MEOH

Project Manager: Michael Deyling
Company: CES, Inc
Address: 640 Main St
City: Lewiston **State:** ME **Zip:** 04240
Phone: 207-795-6009 **Ext.:**
Fax: 207-795-6128
E-Mail: mdeyling@ces-maine.com; syerina@ces-maine.com
Site Name: Coakley Landfill
Project #: 10424.018-01
State: [NH] MA ME VT **Other:**
Regulatory Program: NPDES: RGP POTW STORMWATER
GWP OIL FUND BROWNFIELD **Other:** GWP/Superfund
Quote #: **PO #:**

Date Needed:

QA/QC Reporting Level
A B [C]
OR
PRESUMPTIVE CERTAINTY

Reporting Options
Prelims: [MPS] or NO
If Yes: FAX or [PDF]

Electronic Options
NO FAX E-MAIL PDF EQUIS

Temp. 5.1 °C
Ice? (Yes) No

Sampler(s): Suzanne Yerina 14:00

Relinquished By:	Date:	Time:	Received By:
[signature]	6/14	1330	Lisa Paulton
Lisa Paulton	6-14-18	15:20	[signature]

Metals: 8 RCRA 13 PP FE, MN PB, CU
Other Metals:
Samples Field Filtered? ☐ Yes ☑ No
Notes: (ie: Special Detection Limits, Billing Info, If Different)
PFHpA, PFOA, PFNA, PFBS, PFHxS, PFOS

EDD used for previous Coakley sampling

Site History:
Suspected Contamination:
Field Readings:

Eastern Analytical, Inc.
Professional laboratory & drilling services
25 Chenell Drive | Concord, NH 03301 | Tel: 603.228.0525 | 1.800.287.0525 | Fax: 603.228.4591 | E-Mail: customerservice@eailabs.com | www.eailabs.com

(White: Original Green: Project Manager)

Chain-of-Custody Record

Page _____ of _____

For Lab Use Only: 183015

539

Bold Fields Required. Please Circle Requested Analysis.

Sample I.D.	Sampling Date/Time *If Composite, Indicate Both Start & Finish Date/Time	Matrix (see below)	Grab/*Composite	VOC: 524.2 / 524.2 BTEX	VOC: 524.2 MTBE / 524.2 VOCs	VOC: 8260B / 624 / 1,4 DIOXANE	VOC: 8021B BTEX HALOS	VOC: 8015B GRO MAVPH	SVOC: 8270D / 625 / SVOCs EDB DBCP / ABN / A BN PAH	SVOC: TPH 8100 L1 L2	SVOC: 8015B DRO MAEPH	SVOC: PEST 608 / PEST 8081A / PCB 608 / PCB 8082	SVOC: OIL & GREASE 1664 / TPH 1664	TCLP: TCLP 1311 / VOC / ABN / PEST / HERB	Metals: DISSOLVED METALS (LIST BELOW)	Metals: TOTAL METALS (LIST BELOW)	Inorganics: TS / TSS / TDS / SPEC. CON.	Inorganics: Br / Cl / F / SO_4 / NO_2 / NO_3 / NO_2NO_3	Inorganics: BOD / CBOD / T. ALK.	Inorganics: TKN / NH_3 / T. PHOS. / O. PHOS.	Inorganics: pH / T. RES. CHLORINE	Inorganics: COD / PHENOLS / TOC / DOC	Inorganics: TOTAL CYANIDE / TOTAL SULFIDE	Inorganics: REACTIVE CYANIDE / REACTIVE SULFIDE / FLASHPOINT / IGNITABILITY	Micro: TOTAL COLIFORM / FECAL COLIFORM / E. COLI / ENTEROCOCCI / HETEROTROPHIC PLATE COUNT	Other: 6 PFAS - see notes	Other	Other	# of Containers	Notes MeOH Vial #
BRAPICKEREL- 11	6/14 1053	TIS	G																							X				
BRAPICKEREL- 12	6/14 1054	TIS	G																							X				
BRAPICKEREL- 13	6/14 1055	TIS	G																							X				
BRAPICKEREL- 14	6/14 1056	TIS	G																							X				
BRAPICKEREL- 15	↓ 1057	TIS	G																							X				
BRAPICKEREL- 16	↓ 1058	TIS	G																							X				
BRAPICKEREL- 17	↓ 1059	TIS	G																							X				
BRAPICKEREL-		TIS	G																							X				
BRAPICKEREL-		TIS	G																							X				
BRAPICKEREL-		TIS	G																							X				

Matrix: A-Air; S-Soil; GW-Ground Water; SW-Surface Water; DW-Drinking Water; WW-Waste Water

Preservative: H-HCL; N-HNO_3; S-H_2SO_4; Na-NaOH; M-MEOH

Project Manager: Michael Deyling
Company: CES, Inc
Address: 640 Main St
City: Lewiston **State:** ME **Zip:** 04240
Phone: 207-795-6009 **Ext.:**
Fax: 207-795-6128
E-Mail: mdeyling@ces-maine.com; syerina@ces-maine.com
Site Name: Coakley Landfill
Project #: 10424.018-01
State: [NH] MA ME VT **Other:**
Regulatory Program: NPDES: RGP POTW STORMWATER GWP OIL FUND BROWNFIELD Other: GWP/Superfund
Quote #: **PO #:**

Date Needed:

QA/QC Reporting Level
A B [C] OR PRESUMPTIVE CERTAINTY

Reporting Options
Prelims: [YES] or NO
If Yes: FAX or [PDF]

Electronic Options
NO FAX E-MAIL PDF EQUIS

Temp. 5.1 °C
Ice? (Yes) No

Sampler(s): Suzanne Yerina 14:00

Relinquished By:	Date:	Time:	Received By:
[signature]	6/14	1330	Lisa Fourton
Lisa Fourton	6-14-18	15:20	[signature]

Metals: 8 RCRA 13 PP FE, MN PB, CU
Other Metals:
Samples Field Filtered? ☐ Yes ☑ No
Notes: (ie: Special Detection Limits, Billing Info, If Different)
PFHpA, PFOA, PFNA, PFBS, PFHxS, PFOS

EDD used for previous Coakley sampling

Site History:
Suspected Contamination:
Field Readings:

Eastern Analytical, Inc.
Professional laboratory & drilling services
25 Chenell Drive | Concord, NH 03301 | Tel: 603.228.0525 | 1.800.287.0525 | Fax: 603.228.4591 | E-Mail: customerservice@eailabs.com | www.eailabs.com

(White: Original Green: Project Manager)

Eastern Analytical, Inc.
professional laboratory and drilling services

183015

EAI SAMPLE CONDITIONS PAGE
EAI SRB

Received via:	other:_____	
☐ EAI Courier	☒ Customer D/O	☐ EAI Employee
☐ UPS	☐ Custody Seal	☐ Field Services
☐ FedEx	☐ US Postal	☐ Other

Unpacked by: AUB
Date: JUN 12 2018

Samples Labeled by (Costar): AUB
JUN 12 2018

Preservation checked by: AUB **Date:** JUN 12 2018 **Delivered to lab by:** AUB **Date:**

Analysis	Preservation	F	L	Preservative added? Select all applicable.	Sample Storage	
Metals:	HNO3: pH<2	F	L	☐ Container received unpreserved	Rec Lab-1	
Dissolved Analysis:	Filtering:	F	L	☐ Sample matrix interference	VOA Lab-1	
DOC / TOC:	H3PO4: pH<2	F	L	☐ Sample split / transferred	VOA Lab-2	
Phenols:	H2SO4: pH<2	F	L	☐ Sample filtered by EAI	Ext Lab-1	
NH3 / TKN / COD / PO4:	H2SO4: pH<2	F	L	☐ Other -	Ext Lab SOC	
Sulfide / Cyanide:	NaOH: pH>11	F	L		Wet Lab P-1	
525 / EPH / DRO:	HCl: pH<2	F	L		Wet Lab U-1	
Method 5035 VOC (soils):	Methanol	F	L	Syringe MeOH Vial Additional Jar	Soils-1	
BOD / Uranium / Other :	Sample Split	Y	N		Metal Shelf	

Subcontracted Samples: Stored in Rec Lab Fridge: Y N

Shipped Via: EAI Courier UPS FedEx Other Courier EAI Employee Subbed By: _____ Sub Date: _____

Sub Lab: Anlyt Svcs. ALS-CA ALS-NY ALS-TX AWCL EEA EMSL Frontier GEL KNL LL MEL NEB Optimum PACE-FL PACE-NY Phoenix Seacoast Anlyt. Sterling Summit Vista Other:_____

Customer Communication / Sample Issues - Include customer and date contacted.

VOC Trip Blank - Y / N / NA Date: Time:	
1,4D Trip Blank - Y / N / NA Date: Time:	
EDB Trip Blank - Y / N / NA Date:	
Samples received 6/12/18 were all	
received at 5.7°C	
All Samples received 6/13/18 were	
2.7°C	
samples Received 6/14/18 were all	
received at 5.1°C	

Revised 03/30/2018AMB