

**SITE INVESTIGATION REPORT
HOXSEY PROPERTY
WEDRON, LASALLE COUNTY, ILLINOIS**

**CONTRACT No. HWA-8317
WORK ORDER No. 011**

Prepared for

ILLINOIS ENVIRONMENTAL PROTECTION AGENCY
1021 N. Grand Avenue East
Springfield, IL 62794-9276

Prepared by

WESTON SOLUTIONS, INC.
750 East Bunker Ct., Suite 500
Vernon Hills, Illinois 60061

December 2013

**SITE INVESTIGATION REPORT
HOXSEY PROPERTY
WEDRON, LASALLE COUNTY, ILLINOIS**

Prepared for
ILLINOIS ENVIRONMENTAL PROTECTION AGENCY
1021 N. Grand Avenue East
Springfield, IL 62794-9276

December 2013



Andris J. Slesers
Project Manager

Prepared by

WESTON SOLUTIONS, INC.
750 E. Bunker Ct., Suite 500
Vernon Hills, Illinois 60061

WESTON Work Order No. 01104.020.006

TABLE OF CONTENTS

Section	Page
SECTION 1 INTRODUCTION.....	1-1
1.1 BACKGROUND INFORMATION	1-1
1.2 PROJECT OBJECTIVES.....	1-3
1.3 SAMPLING PLAN ORGANIZATION.....	1-3
SECTION 2 FIELD ACTIVITIES	2-1
2.1 SOIL INVESTIGATION	2-1
2.2 GROUNDWATER INVESTIGATION	2-3
2.2.1 Monitoring Well Installation and Development.....	2-3
2.2.2 Groundwater Sampling.....	2-4
2.3 INVESTIGATION-DERIVED WASTE	2-4
SECTION 3 RESULTS.....	3-1
3.1 SOIL INVESTIGATION	3-1
3.1.1 Residential Ingestion and Inhalation Exposure Routes	3-2
3.1.2 Soil Component of the Groundwater Ingestion Exposure Route.....	3-2
3.1.3 Construction Worker Ingestion and Inhalation Exposure Routes.....	3-2
3.2 GROUNDWATER INVESTIGATION	3-2
3.2.1 TACO Groundwater Remediation Objectives for Class I Groundwater.....	3-3
3.2.2 Tier 1 Groundwater Remediation Objectives for Indoor Inhalation Exposure Route	3-4
3.2.3 Groundwater Occurrence and Flow.....	3-4
3.3 INVESTIGATION-DERIVED WASTE ANALYTICAL RESULTS	3-5
3.4 PREVIOUS SOIL SAMPLING SUMMARY	3-5
3.4.1 Soil Sampling	3-7
3.4.2 UST Removal	3-8
3.5 GROUNDWATER SAMPLING SUMMARY	3-8
SECTION 4 SUMMARY AND CONCLUSIONS.....	4-1
4.1 SUMMARY	4-1
4.2 CONCLUSIONS	4-3
4.3 RECOMMENDATIONS.....	4-3

LIST OF TABLES

Table	Title
Table 2-1	Field Parameter Readings
Table 3-1	Summary of Soil Analytical Results
Table 3-2	Summary of Groundwater Analytical Data - Compared to Class I GROs
Table 3-3	Summary of Groundwater Analytical Results - Comparison to Indoor Inhalation GROs
Table 3-4	Survey Data and Groundwater Elevations

LIST OF FIGURES

Figure	Title
Figure 1-1	Site Location Map
Figure 2-1	Sample Location Map
Figure 3-1	September 2013 Soil Exceedance Map
Figure 3-2	September 2013 Groundwater Sampling Results Exceeding TACO Class 1 GRO
Figure 3-3	September 2013 Groundwater Sampling Results Exceeding TACO GRO for Indoor Inhalation Exposure Route – Diffusion and Advection
Figure 3-4	Potentiometric Surface Map
Figure 3-5	Historic and Current Soil Exceedance Map
Figure 3-6	Historic and Current Groundwater sampling results exceeding TACO Class 1 GRO
Figure 3-7	Historic and Current Groundwater Sampling Results Exceeding TACO GRO for Indoor Inhalation Exposure Route – Diffusion and Advection

APPENDICES

Appendix	Title
A	Soil Boring and Monitoring Well Installation Logs
B	Laboratory Analytical Results and Data Validation Reports
C	IEPA Memorandum

SECTION 1 INTRODUCTION

Weston Solutions, Inc. (WESTON®) has prepared this Site Investigation Report at the request of the Illinois Environmental Protection Agency (IEPA) for the Hoxsey property (Hoxsey), located in Wedron, Illinois. This Site Investigation Report was conducted in accordance with the approved Sampling Plan (WESTON, 2013).

1.1 BACKGROUND INFORMATION

In 2009, benzene was detected in two private wells in Wedron at concentrations above the Maximum Contaminant Level (MCL) of 5 ppb. Following a second round of water samples collected by the IEPA, the groundwater contamination issue was referred to the U.S. EPA's Removal Program in 2011. Since that time, U.S. EPA has collected groundwater samples from approximately 40 additional homes in Wedron. Initially, eight homes were supplied drinking water by U.S. EPA and later U.S. EPA installed in-house treatment units in the eight homes. In October and November 2013, U.S. EPA's contractor installed drinking water wells at the 8 locations in Wedron which have wells containing benzene above or near its MCL. At one of the locations, both a home and a trailer were hooked up to the drinking water well. The wells were drilled into a lower aquifer (New Richmond) because it is not contaminated with the BTEX compounds detected in the upper aquifer (St. Peter). U.S. EPA sampled these eight wells and the results are pending. U.S. EPA and IEPA continue efforts to identify the source of the Volatile Organic Compound (VOC) groundwater contamination.

The Hoxsey property is located in the rural community of Wedron, LaSalle County, Illinois. The Hoxsey property is a triangular shaped parcel formed by N 3462nd Road (County Highway 21, Wedron Road), E 2153rd Road (County Highway 11/County Highway 21), and Jackson St., as shown on Figure 1-1. The subject property is legally known as:

Lots 1 and 2 in Block 9 in Belrose's Addition to Wedron; also a certain piece of land 20' wide and 215' long lying East of the and adjoining lots No.1 and 2 in Block 9 in Belrose's Addition to Wedron, all situated in LaSalle County, Illinois, with PIN 14-09-216-001.

The coordinates for a central location within the property are 41.43579° N (latitude), -88.77203° W (longitude). Property use to the north and west of the subject property is primarily residential. E 2153rd Road and north/south trending railroad tracks separate the Hoxsey property from the Fairmont Mineral/Wedron Silica property to the east. The Fox River is located adjacent to the Fairmont Mineral property approximately 550 feet east of the Hoxsey property.

The Hoxsey property operated as a general store and gas station from the late 1920s to 1977 when a fire destroyed all of the buildings located on the property. The foundation outline of the general store building can be observed in historical aerial photos. The subject property is reported to have been vacant since the 1977 fire; however, several structures remain on the property, including two sheds and a mobile home.

Two private water supply wells have been located on the property. The first well is believed to have been approximately 80 feet deep and was contaminated with petroleum related compounds in the mid-1980s. A deeper, uncontaminated well has been installed on the property since that time. According to the owner's consultant, the original water supply well has been properly abandoned.

Prior to 1977, retail operations included the sale of gasoline. Three underground storage tanks (USTs) are reported to have been present on the Hoxsey property. The tanks consisted of one 500-gallon and one 1,000-gallon gasoline tank, and a third kerosene tank of undisclosed volume. Information regarding the installation and removal dates of the three USTs is unclear; however, the USTs are reported to have been removed prior to 1986. The USTs are believed to have been located in the northern third of the eastern side of the property adjacent to E 2153rd Road.

Investigative activities performed by the IEPA and the U.S. EPA in July 2012 revealed petroleum contamination in subsurface soils in a boring located adjacent to the Hoxsey property. A subsequent geophysical investigation performed by the U.S. EPA on the Hoxsey property identified at least two anomalies suspected to be USTs. Based on this information, a release incident was reported to the Illinois Emergency Management Agency (IEMA) and Incident No. H2012-0831 was issued for the Hoxsey property.

At the request of the U.S. EPA, Civil and Environmental Consultants, Inc. performed an investigation in November 2012 to determine if USTs were still present on the Hoxsey property. No USTs were unearthed; however, metal fill consisting of ventilation piping was discovered during the investigation in the vicinity of the contaminated boring location.

Subsequent sampling by IEPA on and adjacent to the Hoxsey property in May 2013 indicated petroleum contamination in soil and shallow groundwater. Contamination was concentrated on the east side of the property.

1.2 PROJECT OBJECTIVES

The soil and groundwater investigation was conducted in order to determine if the Hoxsey property has contributed, or is still contributing to the groundwater contamination in the area. Specific objectives of the investigation include the following:

- Determine if a source of contamination exists at the Hoxsey property.
- Determine if an off-site source of contamination is contributing to groundwater contamination beneath the Hoxsey property.
- Generate the data necessary to evaluate the groundwater to indoor air exposure pathway.
- Based on the data obtained from this investigation, identify current or future potential risks to private residences or commercial buildings on the Hoxsey property.

1.3 SAMPLING PLAN ORGANIZATION

This site investigation report contains the following sections:

- Introduction – This section provides the background information, site description, and project objectives.
- Field Activities – This section includes a description of the field investigation activities and project sampling objectives and summarizes the types, quantities, and locations of samples that were collected.
- Results – This section includes a comparison of soil analytical results to the lowest applicable Tier 1 Soil Remediation Objectives (SRO) for Residential properties presented in Appendix B, Table A of 35 Illinois Administrative Code

(IAC) Part 742, Tiered Approach to Corrective Action Objectives (TACO), and the lowest applicable Tier 1 SROs for the Construction Worker as presented in Appendix B, Table B of TACO. Groundwater analytical results are compared to Class I Groundwater Remediation Objectives (GROs) presented in Appendix B, Table E and Table H, of TACO. Soil and liquid Investigation derived waste analytical results are compared to 40 CFR 262.11.

- Summary and Conclusions – This section includes a summary and conclusions of the information and data provided in the previous sections.

SECTION 2 FIELD ACTIVITIES

This section presents a description of the site characterization field activities. WESTON's field activities were conducted in accordance with the approved site-specific Sampling Plan (WESTON, 2013). The protocols and procedures described in the Sampling Plan were followed unless specifically identified in the following subsections.

A utility clearance was conducted prior to the initiation of field activities and the four sampling locations were cleared. Two of the proposed locations were moved after the utility clearance and discussions with the IEPA due to power line interference.

2.1 SOIL INVESTIGATION

Soil boring and sampling were conducted from 9 through 11 September 2013. A total of eight investigative soil samples were collected from four soil sampling locations. In addition, one equipment blank sample was collected and analyzed for quality control and quality assurance (QA/QC). Soil sampling locations are provided in Figure 2-1. Earth Solutions of Saint Charles, Illinois advanced each soil boring with a hollow-stem auger (HSA) drill rig to the top of bedrock. Continuous soil samples were collected with a 5 foot (ft) long steel sampler advanced ahead of the hollow stem augers. Each 2-foot soil interval was screened using a photo-ionization detected (PID), and a sample was collected into a disposable, sealable plastic bag for headspace screening. Each soil boring was advanced into bedrock.

Two soil samples were collected for laboratory analyses from each soil boring. One sample was collected from within the top 3 feet of soil and one sample was collected from within the vadose zone below a depth of 3 feet. The deeper sample was collected from the soil horizon which appeared to be most contaminated. This was determined through PID headspace screening, visual, and olfactory observations. If obvious contamination was not observed in a given soil boring, the deeper sample was collected near the bottom of the borehole and from within the vadose zone.

A WESTON geologist described each soil sampling interval using the Unified Soil Classification System. Soil descriptions were recorded onto a boring log to create a detailed record of the lithology and potential contaminant characteristics of each boring. Descriptions were provided of any fill materials, odors, discolorations, or staining suggesting the presence of contamination. Appendix A presents the boring logs for each soil boring.

All soil samples were analyzed for VOCs, semi-volatile organic compounds (SVOCs), total lead, and pH. Samples for TCLP lead were collected and held at the laboratory pending the total lead results; however, TCLP lead analyses were not requested for any of the soil samples because each of the total lead concentrations were below all screening criteria. All soil samples analyzed for VOCs were preserved in the field using a Terra Core sampling kit, in accordance with U.S. EPA SW-846 Method 5035.

Four samples were collected for fraction organic carbon (foc) analysis. Two of the samples were collected from within the top 3 feet of soil, and two were collected from within the vadose zone and a depth below 3 feet. These samples were collected from the same depth intervals sampled for the chemical analytes discussed above.

Upon collecting each sample, the sample jars were appropriately labeled and placed into an iced cooler. All samples were analyzed by Pace Analytical Services, Inc. of Indianapolis, Indiana (Pace). Pace is approved through the Illinois Environmental Laboratory Accreditation Program (IL ELAP).

In accordance with the approved site-specific health and safety plan and sampling plan, all soil boring sampling activities were conducted in Level D personal protective equipment. Fresh sampling gloves were donned before sampling activities began at each new location and for each sample to avoid cross contamination. Non-dedicated sampling equipment, tools, and the drill rig were decontaminated between sampling locations, in accordance with the Sampling Plan (WESTON, 2013). Soil cuttings were containerized in steel 55-gallon drums and stored on site in a locked storage container.

2.2 GROUNDWATER INVESTIGATION

The groundwater investigation consisted of the installation, development, and groundwater sampling of four monitoring wells. Figure 2-1 presents the monitoring well locations.

2.2.1 Monitoring Well Installation and Development

The four soil boring locations were converted into permanent monitoring wells. Earth Solutions installed and developed the four monitoring wells as described in the following paragraphs.

Each borehole was advanced approximately 20 feet into bedrock (St. Peter Sandstone). The boreholes were advanced by drilling with 4.25 inch inside diameter hollow stem augers equipped with a center plug.

The four monitoring wells were constructed of 2-inch diameter polyvinyl chloride (PVC) materials and were installed to the bottom of the borehole. Each monitoring well consists of one 15-foot long, slotted screen with 0.010-inch slots, and enough riser pipe to reach the surface. The monitoring well installation was performed in accordance with industry standards and includes: a sand pack to at least 2-feet above the top of the screen; a minimum of 2-feet of a bentonite seal on top of the sand pack; and bentonite chips to within 2-feet of the ground surface. Each monitoring well was completed at the surface with a locking, flush-mounted, protective casing set in concrete.

Earth Solutions developed each monitoring well by alternately surging and pumping the wells. A total of 50 to 55 gallons of water was removed from each monitoring well during development. All groundwater produced during well development was containerized in steel 55-gallon drums, which were stored on site in a locked storage container.

The northing and easting of each of the four monitoring wells were determined by an Illinois licensed land surveyor in the UTM 16 N NAD 83 Coordinate System. The elevation of the top of the inner casing and the top of the flush-mount protective casing were surveyed and reported in feet AMSL and referenced to the NAVD88 datum.

2.2.2 Groundwater Sampling

A total of four investigative groundwater samples and one duplicate groundwater sample were collected on 24 and 25 September 2013. One equipment blank and one trip blank were collected and analyzed for QA/QC purposes. Each of the four newly installed monitoring wells was sampled at least 12 days after development was completed. Groundwater sampling was conducted using low-flow sampling methods with a bladder pump by purging and sampling at a rate of approximately 100 milliliters (ml) per minute. Water quality parameters were measured through a flow-through cell and a stand-alone turbidity meter until stability was achieved. Stabilization criteria for pH, temperature and specific conductance were 5%. The stabilization criterion for turbidity was 10%, or a reading of less than 5 NTU. Field parameters were read at regular intervals of approximately 5 minutes. Table 2-1 presents the field parameters collected during the monitoring well sampling.

Groundwater samples were collected once each well stabilized. The samples were collected directly from the pump discharge tubing into the laboratory-supplied bottles. Sample bottles were filled at an angle to minimize agitation and aeration of the sample and bottles for VOC analysis were capped without headspace. Samples requiring preservation (e.g., with an acid) were collected directly into pre-preserved bottles. All groundwater samples were analyzed for VOCs, SVOCs, and lead. Sample bottles were appropriately labeled and placed into an iced cooler.

In accordance with the approved site-specific health and safety plan and sampling plan, all monitoring well sampling activities were conducted in Level D personal protective equipment. Fresh sampling gloves were donned before sampling activities began at each new location and for each sample to avoid cross contamination. Non-dedicated sampling equipment and tools were decontaminated between sampling locations in accordance with the Sampling Plan (WESTON, 2013).

2.3 INVESTIGATION-DERIVED WASTE

All investigation-derived waste (IDW) was containerized in steel, 55-gallon drums. IDW includes soil cuttings, personal protective equipment, drilling fluids, monitoring well

development water, and purge water from groundwater sampling. Solids and liquids were containerized in separate drums. All 55-gallon drums were stored on-site within a locked storage box. A total of nine drums of soil and six drums of liquid IDW were generated.

One soil and one liquid sample were collected for analysis of disposal parameters. The soil and liquid samples to be analyzed were collected from the drums expected to contain the worst-case (most impacted) soil and groundwater.

SECTION 3 RESULTS

The following sections present the analytical results of the soil and groundwater investigations; the IDW sampling; the monitoring well survey; and a summary of previous sampling. This section also includes a summary of an interview conducted with an individual possessing first-hand knowledge of UST pressure testing and their removal.

Tables 3-1 through 3-3 present the soil and groundwater analytical results and comparisons to applicable screening criteria. Table 3-4 presents survey data and water elevation data. Figures 3-1 through 3-3, and Figure 3-5 through 3-7 illustrate soil and groundwater exceedances of the current and historical data collected at the Hoxsey property, respectively. Figure 3-4 is a potentiometric surface map.

3.1 SOIL INVESTIGATION

Soil sampling analytical results from this investigation indicated the presence of five VOCs (acetone, benzene, ethylbenzene, toluene, and total xylenes), sixteen SVOCs (2-methylnaphthalene, acenaphthene, acenaphthylene, anthracene, benzo(a)anthracene, benzo(a)pyrene, benzo(b)fluoranthene, benzo(g,h,i)perylene, benzo(k)fluoranthene, chrysene, fluoranthene, fluorene, indeno(1,2,3-cd)pyrene, naphthalene, phenanthrene, pyrene), and total lead at concentrations above the method detection limits.

The Tier 1 Soil Remediation Objectives (SROs) provided in TACO for residential properties were used to evaluate the soil sampling analytical results. Organic constituents detected in soil were compared to the most conservative SRO for the ingestion, inhalation, and soil component of the groundwater ingestion (migration to groundwater) exposure routes for Class I groundwater, provided in Appendix B, Table A of TACO, to evaluate compliance with the SROs for residential properties. Total lead concentrations were compared against the most conservative SRO for the ingestion and inhalation exposure routes, provided in Appendix B, Table A of TACO, and the pH-specific SROs for the soil component of the groundwater ingestion exposure route provided in Appendix B, Table C of TACO. The most conservative SRO from the

inhalation and ingestion exposure route, provided in Appendix B, Table B of TACO, was used to evaluate compliance with the construction worker SROs.

Total xylenes were detected at a concentration exceeding the inhalation construction worker SRO. No other constituents in soil were detected at concentrations exceeding TACO Tier 1 SROs. Table 3-1 presents each of the detected constituents identified in the soil samples collected for this investigation, and Figure 3-1 presents the analytical results for constituents exceeding an SRO. Complete analytical result packages and copies of the data validation reports are provided in Appendix B.

3.1.1 Residential Ingestion and Inhalation Exposure Routes

Constituents detected in the soil during this investigation did not exceed the SROs for the residential ingestion or outdoor inhalation pathways.

3.1.2 Soil Component of the Groundwater Ingestion Exposure Route

Constituents detected in the soil during this investigation did not exceed the SROs for the soil component of the groundwater ingestion exposure route for Class I groundwater.

3.1.3 Construction Worker Ingestion and Inhalation Exposure Routes

Total xylenes were detected at a concentration of 9,600 ug/kg in IMW-102 in the soil sample collected from 17 to 18 feet below ground surface (bgs). This concentration exceeds the Tier 1 construction worker inhalation exposure route SRO of 5,600 ug/kg. No other constituents detected in the soil during this investigation exceeded the Tier 1 SROs for the construction worker ingestion exposure route.

3.2 GROUNDWATER INVESTIGATION

Groundwater sampling analytical results from this investigation indicated the presence of eight VOCs (acetone, benzene, bromomethane, ethylbenzene, methyl ethyl ketone, styrene, toluene, and total xylene), and four SVOCs (2,4-dimethylphenol, 2-methylphenol [o-cresol], 2-methylnaphthalene, and naphthalene) at concentrations

above the method detection limits. Lead was not detected in groundwater samples above the laboratory detection limits.

Groundwater analytical results were compared to TACO GROs for Class I groundwater. Table 3-2 provides the groundwater sampling analytical results for detected constituents and also includes shading to identify concentrations that exceeded the GROs. Figure 3-2 identifies concentrations that exceeded GROs.

Groundwater analytical results were also compared to TACO Tier 1 GROs for the Indoor Inhalation Exposure Route – Diffusion and Advection 35 IAC Part 742, Appendix B, Table H. Table 3-3 and Figure 3-3 provide the groundwater sampling analytical results that exceeded TACO Tier 1 Residential GROs for the Indoor Inhalation Exposure Route – Diffusion and Advection. The GROs in Table H are based on the assumption that the existing or potential buildings in the affected area have a full concrete slab-on-grade or full concrete basement floors and walls. Determining construction properties of buildings was beyond the scope of this investigation.

Complete analytical data packages and data validation reports are provided in Appendix B.

3.2.1 TACO Groundwater Remediation Objectives for Class I Groundwater

Benzene, ethylbenzene, styrene, toluene, total xylenes, and 2-methylphenol were detected at concentrations exceeding their respective GROs. Benzene exceeded its GRO in each of the four investigative samples and one duplicate sample collected. Ethylbenzene was detected at concentrations exceeding its GRO in the samples collected from monitoring wells IMW-101, IMW-102, and IMW-103. Styrene was detected at a concentration exceeding its GRO in the sample collected from monitoring well IMW-101. Toluene was detected at concentrations exceeding its GRO in the samples collected from monitoring wells IMW-101 and IMW-103. Total xylenes were detected at concentrations exceeding its GRO in the samples collected from monitoring wells IMW-101 and IMW-102. 2-Methylphenol was detected at a concentration exceeding its GRO in the sample collected from monitoring well IMW-101.

Table 3-2 provides the groundwater sampling analytical results for detected constituents and also includes shading to identify concentrations that exceeded Class I GROs. Figure 3-2 identifies concentrations that exceeded Class I GROs.

3.2.2 Tier 1 Groundwater Remediation Objectives for Indoor Inhalation Exposure Route

Benzene and ethylbenzene were detected at concentrations exceeding their TACO Tier 1 GROs for the Indoor Inhalation Exposure Route – Diffusion and Advection in the samples collected from monitoring wells IMW-101, IMW-102, and IMW-103. Naphthalene was detected above its GRO for this exposure route in the samples collected from monitoring wells IMW-101 and IMW-102. Constituents detected in the groundwater sample collected from IMW-104 did not exceed any of the GROs for the residential indoor inhalation pathway.

Table 3-3 and Figure 3-3 provide the groundwater sampling analytical results that exceeded TACO Tier 1 Residential Groundwater Remediation Objectives for the Indoor Inhalation Exposure Route – Diffusion and Advection.

3.2.3 Groundwater Occurrence and Flow

All monitoring wells were surveyed by Etscheid, Duttlinger, & Associates, Inc. located in Ottawa, IL. The northing and easting of each well as well as the elevation of the top of the inner casing and top of the flush-mount protective covers were surveyed. The survey data are presented in Table 3-4, which also includes the depth to water measurements collected during groundwater sampling. Figure 3-4 illustrates the potentiometric surface based on the groundwater elevations observed on 24 and 25 September 2013. Based on the depth to groundwater measured in each of the four monitoring wells, it is apparent that the water table surface is located beneath the top of the St. Peter Sandstone.

As shown on Figure 3-4, the groundwater elevations are very similar to one another in the four monitoring wells measured in September 2013. Although very minimal, an approximate gradient of 0.003 ft/ft, as measured between monitoring wells IMW-101 and IMW-104, exists at the Hoxsey Property, and implies flow would be toward the west

to northwest. Background information provided to WESTON indicates significant pumping occurs in an excavated pit, which is west of the Hoxsey property and is the apparent reason for a westerly flow direction. Under natural, static conditions groundwater is expected to flow to the east toward the Fox River.

3.3 INVESTIGATION-DERIVED WASTE ANALYTICAL RESULTS

One soil and one liquid sample were collected from the staged drums for analysis of disposal parameters. Analytical results were compared to 40 Code of Federal Regulations (40 CFR), Part 761 (Tables 3-5 and 3-6). Analytical results for soil did not exceed any of the objectives and were disposed of as non-hazardous. TCLP benzene was present in the liquid composite sample at concentrations above 40 CFR, Part 761. The liquid waste is considered a D018 hazardous waste and was manifested and disposed of as such.

3.4 INTERVIEW SUMMARY

Mr. John Richardson of the IEPA and Andris Slesers of WESTON interviewed Mr. Dan McFadden on December 10, 2013 regarding the USTs at the Hoxsey property in Wedron. Mr. McFadden was employed by Valley Petroleum Equipment Maintenance Company when he performed a pressure test on the 500-gallon and 1000-gallon gasoline USTs on the Hoxsey property on April 21, 1983. Mr. McFadden said he removed these USTs between 1983 and 1986; he did not recall the exact year.

Mr. McFadden stated that when he removed the tanks, he saw holes in the bottoms of the tanks and he observed petroleum product flowing from the holes. He also saw petroleum product in the tank pit, along with soil contamination. He said he smelled petroleum odors. He said no soil was removed at the time and there was no evidence of prior USTs. He explained that the approach at the time was to remove the UST, as the source of contamination, under the assumption that tank removal would address the problem.

Mr. McFadden explained that the pressure test used on the USTs in 1983 was replaced with a different test after 1983 because it was not reliable. The test involved applying

five pounds of air pressure and measuring pressure loss. He said that even though the tank appeared to hold air pressure, it could still have holes in it. He said that in his experience he has observed other USTs pass the pressure test even though they were leaking product when excavated.

Mr. McFadden stated that he observed water in a 1-gallon container from a private well at the W.D. Grain Company located across 2153rd Rd to the east of the Hoxsey Property at the time he pulled the Hoxsey tanks between 1983 and 1986. He said the liquid looked and smelled like gasoline. He stated the grain company employee he spoke with at the time said the grain company was going to drill a deeper well to replace their contaminated well.

Mr. McFadden referred to photos taken March 13, 1977 immediately after fire destroyed the Hoxsey store. The photos were included in a response from the Hoxsey attorney to a USEPA information request. Two photos show the location of the fuel pumps at the Hoxsey property. Mr. McFadden stated that, since the fuel pumps were direct-suction pumps, they were located directly above the USTs. He stated that he did not remove the 500-gallon kerosene tank that would have been present beneath the pump visible in the photo of the southeast corner of the building. That tank has not been located and is presumed to have been removed.

3.5 PREVIOUS SOIL SAMPLING SUMMARY

As discussed in section 1.1 of this report, previous soil and groundwater samples were collected during IEPA and U.S. EPA investigations. Investigative activities performed by the IEPA and the U.S. EPA in July 2012 revealed petroleum contamination in subsurface soils in a boring (GP-17) located adjacent to the Hoxsey property. A subsequent geophysical investigation performed by the U.S. EPA on the Hoxsey property identified at least two anomalies suspected to be USTs. Based on this information, a release incident was reported to the Illinois Emergency Management Agency (IEMA) and Incident No. H2012-0831 was issued for the Hoxsey property.

At the request of the U.S. EPA, Civil and Environmental Consultants, Inc., on behalf of the property owner, performed an investigation in November 2012 to determine if USTs

were still present on the Hoxsey property. No USTs were unearthed; however, metal fill consisting of ventilation piping was discovered during the investigation in the vicinity of the contaminated boring location.

Subsequent sampling by IEPA on and adjacent to the Hoxsey property in May 2013 indicated petroleum contamination in soil and shallow groundwater. The highest levels of contamination on the Hoxsey property were observed on the east side in the vicinity of the former USTs and fuel pump island. Specific details regarding the May 2013 IEPA investigation are discussed in the 12 August, 2013 IEPA memorandum report from James Salch, included in Appendix C, and summarized below.

3.5.1 Soil Sampling

Historical and current soil analytical results exceeding TACO residential SROs are presented on Figure 3-5. Based on the analytical soil samples collected during the U.S. EPA and IEPA investigations, the highest contaminant concentrations appear to be located near the base of the overburden materials, just above the St. Peter Sandstone, at depths between approximately 17 and 21 ft bgs on the northeast side of the Hoxsey property. However, PID response was observed in multiple boring locations on the Hoxsey property beginning at depths of approximately 10 feet below grade during the IEPA May 2013 investigation.

During the IEPA May 2013 Investigation soil samples were collected and analyzed from the Hoxsey property from soil borings GP-101, GP-103 through GP-107, and GP-110. Soil samples were collected from the following offsite locations east of the Hoxsey property: GP-108 and GP-109; and one offsite location northeast of the Hoxsey property: GP-111. Soil boring locations are presented on Figure 3-5 and Figure 2 of Appendix C.

The greatest concentrations of detected constituents were found in the soil samples collected from soil boring GP-110. GP-110 is located at the former tank and pump island location. Analytical results from GP-110 indicated constituents were detected above the migration to groundwater SROs in samples collected from the following depth intervals: 1.5 to 2.5 ft bgs (benzene, ethylbenzene, and total xylenes), 14 to 15 ft bgs

(ethylbenzene), and 19 to 20 ft bgs (ethylbenzene and total xylenes). The residential inhalation SRO for total xylenes was exceeded in the soil sample collected from 19 to 20 ft bgs. The construction worker inhalation SROs were exceeded in the soil samples collected from the following depth intervals: 1.5 to 2.5 ft bgs (ethylbenzene and total xylenes), 14 to 15 ft bgs (naphthalene and total xylenes), and 19 to 20 ft bgs (ethylbenzene and total xylenes).

Concentrations of constituents exceeding SROs at other soil borings were only detected at depths close to the top of the St. Peter Sandstone. This includes samples from borings GP-101, GP-103, GP-108, GP-109, and GP-111 advanced by the IEPA, and borings GP-11 and GP-17 advanced by the U.S. EPA. Constituents detected above SROs include benzene, chloroform, ethylbenzene, naphthalene, and total xylenes. Concentrations are presented on Figure 3-5 and in Appendix C.

3.5.2 UST Removal

On April 29, 2013, a 550-gallon UST was removed from Illinois Railway property slightly east-northeast of the Hoxsey property across E2153rd Rd, as shown with orange on Figure 3-5. Conditions noted during tank removal indicated evidence of a release. An IEMA Number (IEMA# 20130463) was assigned to that tank removal. As shown on Figure 3-5, elevated concentrations exceeding SROs were detected for the following constituents: benzene, ethylbenzene, and total xylenes. Photos taken March 13, 1977 immediately after fire destroyed the Hoxsey store were included in a response from the Hoxsey attorney to a U.S. EPA information request. One photo shows a Citgo sign and gasoline pump at the W.D. Grain Company building. The pump appears to be in the vicinity of the location where the UST was removed.

3.6 GROUNDWATER SAMPLING SUMMARY

Historical and current groundwater analytical results exceeding GROs are illustrated in Figure 3-6 (exceeding TACO Class 1 GRO), and Figure 3-7 (exceeding TACO GRO for indoor inhalation exposure route – diffusion and advection). The greatest concentrations of contaminants were detected in the groundwater samples collected along the eastern side of the Hoxsey Property in the vicinity of the former USTs and

pump island (IMW-102, GP-110), and on the east side of N 2153rd Road (IMW-101) across the street from the former USTs and pump island. Elevated concentrations of contaminants have also been identified in sampling locations at the west side of the Hoxsey Property (IMW-104), and north of the Hoxsey Property (IMW-103).

During the May 2013 IEPA investigation six investigative groundwater samples were collected (GP-103, GP-108, GP-109, GP-110, GP-111, and GP-112). A slight visible sheen was noted on the groundwater collected from GP-108, GP-109, and GP-110. GP-109 and GP-108 are located offsite, east of the Hoxsey property and GP-111 is located across N 3462nd Rd northeast of the Hoxsey property.

The constituents detected in groundwater above GROs, in this and in prior investigations, include benzene, ethylbenzene, toluene, total xylenes, naphthalene, styrene, and lead. Figures 3-6 and 3-7 present the concentrations of these constituents.

The groundwater analytical results from the permanent monitoring wells installed during the September 2013 investigation do not indicate elevated lead. The previous lead exceedances may be due to sample turbidity, since they were observed in grab samples collected from undeveloped Geoprobe sampling points.

SECTION 4 SUMMARY AND CONCLUSIONS

4.1 SUMMARY

The Hoxsey property is located in the rural community of Wedron, Illinois in LaSalle County. The property is a triangular shaped parcel formed by N 3462nd Road (County Highway 21, Wedron Road), E 2153rd Road (County Highway 11/County Highway 21), and Jackson St., as shown on Figure 1-1. IEPA contracted WESTON to conduct a soil and groundwater investigation at the Hoxsey property. Field activities were completed in September 2013.

The following summarizes the findings of the September Site Investigation:

- A total of eight soil samples were collected from four soil sampling locations during the September 2013 investigation. Soil sampling analytical results indicated the presence of five VOCs, 16 SVOCs, and total lead at concentrations above the method detection limits. Total xylenes were detected at a concentration exceeding the inhalation construction worker SRO. No other constituents were present in the soil samples at concentrations above the Tier 1 SROs.
- A total of four monitoring wells were installed and groundwater samples were collected from each well. Benzene, ethylbenzene, styrene, toluene, total xylenes, and 2-methylphenol were detected at concentrations exceeding their TACO Class 1 GROs. At least one of these constituents was found to be an exceedance in each of the four monitoring wells.
- Benzene, ethylbenzene, and naphthalene were detected at concentrations exceeding their TACO Tier 1 Groundwater Remediation Objectives for the Indoor Inhalation Exposure Route – Diffusion and Advection. These exceedances were detected in wells IMW-101 through IMW-103.
- The water level readings obtained on 24 and 25 September show that groundwater elevations are very similar across the Hoxsey Property. A small hydraulic gradient of approximately 0.003 ft/ft toward the west to northwest exists across the property. Background information indicates significant pumping occurs in an excavated pit west of the Hoxsey property. This is the apparent reason for a westerly flow direction, which, under natural, static conditions is expected to be to the east toward the Fox River.
- One soil and one liquid sample were collected from the staged drums for analysis of disposal parameters. Analytical results were compared to 40

CFR, Part 761. Analytical results for soil did not exceed any of the objectives and soil was disposed of as non-hazardous. TCLP benzene was present in the liquid sample at concentrations above 40 CFR, Part 761. The liquid waste was considered a D018 hazardous waste and was manifested and disposed of as such.

Mr. Dan McFadden was interviewed to find out what he recollects from performing pressure tests on the Hoxsey tanks, as well as their removal. He indicated that although the pressure tests conducted in 1983 passed, the tanks could still have had holes in them. This testing approach of applying five pounds of pressure was altered thereafter to a different methodology due to its unreliability.

Mr. McFadden recalls that upon removal of the USTs, holes were observed in the bottoms of the tanks and product was flowing from the holes. Petroleum product was observed in the tank grave along with soil contamination. He indicated that no soil was removed at the time of UST removal, as that was the then-current practice.

WESTON reviewed analytical data from past investigations conducted by the IEPA and U.S. EPA. Based on this historical data and data from this investigation, the following is concluded:

- Previous investigations indicate benzene, ethylbenzene, and total xylenes in soil exceed their respective SROs for the residential, construction worker inhalation, and/or the migration to groundwater pathways.
- Shallow soil contamination was identified in one soil boring (GP-110) advanced at the former tank and pump island location.
- The remainder of the soil contamination was detected in samples collected from 17 to 20 ft bgs, near the top of the St. Peter Sandstone.
- Elevated levels of benzene, ethylbenzene, and total xylenes were detected in soil samples collected as part of a UST removal, along the Illinois Railway property, just east-northeast of the Hoxsey Property.
- Lead did not exceed its GRO in the four new monitoring wells. The lead exceedances detected in groundwater in prior sampling rounds, in grab groundwater samples are likely to be associated with elevated turbidity in those samples.
- The greatest concentrations of contaminants in groundwater were detected along the eastern side of the Hoxsey Property in the vicinity of the former USTs and fuel pump island, and on the east side of N 2153rd Road. Elevated

concentrations of contaminants were also detected along the west side and north of the Hoxsey property.

4.2 CONCLUSIONS

- Based on the presence of constituents in soil above the migration to groundwater remediation objectives, in the northeast area of the Hoxsey Property, this area should be considered a potential source of contamination.
- Based on the former presence of a UST to the east-northeast of the Hoxsey Property, in conjunction with the soil contamination found during the UST removal, this UST should be considered a potential source of contamination.
- The IEPA is aware that other investigations are on-going, and as a result, other potential sources of contamination may be identified.
- Based on the results of the various investigations, the groundwater beneath the Hoxsey Property is impacted and additional source(s) of groundwater contamination is/are likely present.

4.3 RECOMMENDATIONS

- Based on the presence of constituents above migration to groundwater remediation objectives, the presence in groundwater of those same contaminants in concentrations greater than groundwater remediation objectives, and contamination of private drinking water wells in the area, soil remediation in the northeast area of the Hoxsey Property is recommended to eliminate it as a potential source area.

TABLES

Table 2-1
Field Parameter Readings
Illinois Environmental Protection Agency
Hoxsey Property
Wedron, LaSalle County, Illinois

Location ID	Sampling Date	Specific Conductivity (mS/cm)	pH (SU)	Temperature (°C)	Turbidity (NTU)
IMW-101	9/25/2013	1.487	7.05	16.34	>1000
		1.504	7.09	16.02	>1000
		1.515	7.20	13.94	874
		1.513	7.28	13.68	548
		1.510	7.34	13.65	438
		1.502	7.35	13.64	347
		1.505	7.35	13.68	254
		1.502	7.35	13.74	179
		1.500	7.37	13.89	140
		1.499	7.36	13.91	117
		1.498	7.37	13.95	98.7
		1.498	7.36	13.91	77.0
		1.497	7.36	13.93	65.6
		1.506	7.33	13.97	48.3
		1.507	7.36	13.96	37.5
		1.506	7.37	14.01	36.2
		1.502	7.37	14.06	30.3
		1.502	7.38	14.11	23.9
		1.503	7.39	14.10	24.0
		1.504	7.38	14.10	23.3
		1.504	7.39	14.16	26.2
		1.503	7.38	14.16	26.4
1.502	7.39	14.17	30.6		
1.502	7.38	14.18	24.1		
1.502	7.38	14.18	22.7		
1.503	7.39	14.21	25.1		
IMW-102	9/24/2013	1.303	7.16	14.93	376
		1.311	7.15	14.92	432
		1.311	7.17	15.89	398
		1.326	7.21	16.54	300
		1.323	7.19	16.66	273
		1.321	7.17	15.24	278
		1.323	7.13	14.63	253
		1.335	7.18	14.65	234
		1.352	7.22	14.50	220
		1.354	7.21	14.41	202
		1.361	7.24	14.76	184
		1.362	7.24	14.58	176
		1.363	7.21	14.52	168
		1.367	7.23	14.59	161
		1.370	7.23	14.52	153

Table 2-1
Field Parameter Readings
Illinois Environmental Protection Agency
Hoxsey Property
Wedron, LaSalle County, Illinois

Location ID	Sampling Date	Specific Conductivity (mS/cm)	pH (SU)	Temperature (°C)	Turbidity (NTU)
IMW-103	9/24/2013	2.036	7.28	16.14	>1000
		2.029	7.35	15.64	>1000
		2.026	7.37	15.62	>1000
		2.017	7.39	15.77	1000
		2.015	7.40	15.56	707
		2.011	7.40	15.86	554
		2.015	7.30	15.93	330
		2.018	7.37	15.80	200
		2.020	7.39	15.67	154
		2.018	7.40	15.40	118
		2.016	7.42	15.84	87.3
		2.017	7.39	15.91	69.1
		2.013	7.41	15.71	51.9
		2.017	7.40	15.74	38.7
		2.019	7.41	15.76	29.1
		2.019	7.41	15.59	25.7
		2.020	7.42	15.70	23.6
		2.019	7.43	15.65	20.4
2.020	7.43	15.57	21.9		
2.021	7.43	15.52	21.6		
IMW-104	9/24/2013	1.698	7.29	15.09	>1000
		1.691	7.33	14.77	789
		1.691	7.35	14.79	578
		1.688	7.35	14.81	476
		1.680	7.36	14.87	344
		1.685	7.36	14.93	295
		1.691	7.36	14.94	223
		1.694	7.38	14.97	191
		1.694	7.36	15.03	161
		1.696	7.37	15.08	134
		1.688	7.36	15.22	120
		1.683	7.33	15.14	110
		1.685	7.33	14.98	94.7
		1.687	7.30	15.01	86.1
		1.688	7.29	15.04	75.1
		1.689	7.31	15.01	64.5
		1.686	7.29	15.13	63.8
		1.685	7.29	15.19	60.1

Notes:

° = Degree

mS/cm = Millisiemens per centimeter

C = Celsius

NTU = Nephelometric turbidity unit

SU = Standard Unit

ID = Identification

**Table 3-1
Summary of Soil Analytical Results
Illinois Environmental Protection Agency
Hoxsey Property
Wedron, LaSalle County, Illinois**

					Field Sample ID	IMW-101 (1-3)	IMW-101 (18-20)	IMW-102 (5-6)	IMW-102 (17-18)	IMW-103 (1-3)
					Sample Date	9/9/2013	9/9/2013	9/10/2013	9/10/2013	9/11/2013
					Location ID	IMW-101	IMW-101	IMW-102	IMW-102	IMW-103
					Depth (ft)	1 - 3	18 - 20	5 - 6	17 - 18	1 - 3
Soil Remediation Objectives										
Parameter	Residential Inhalation Exposure Pathway	Residential Ingestion Exposure Pathway	Soil Component of the GW Ingestion Exposure Route	Construction Worker Exposure Route						
Fractional Organic Carbon (%)	---	---	---	---	na	na	na	na	na	1 J
Lead, Total (mg/kg)	---	400	---	700	46.5 J	9.1 J	12 J	5 J	10.7 J	
Laboratory pH (s.u.)	---	---	---	---	9.1 J	8.4 J	7.8 J	8.5 J	7.9 J	
VOCs (ug/kg)										
Acetone	1.00E+08	7.00E+07	25000	1.00E+08	61.8 J	79.3 R	92.5 J	78 R	82.7 J	
Benzene	800	12000	30	2200	4.2 R	4 R	4.2 R	4 J	4.3 R	
Ethylbenzene	400000	7800000	13000	58000	4.2 R	3180 J	4.2 R	213 J	4.3 R	
Toluene	650000	1.60E+07	12000	42000	4.2 R	17.2 J	4.2 R	10.4 J	4.3 R	
Xylene (Total)	320000	1.60E+07	150000	5600	8.3 R	4570 J	8.4 R	9600 J	8.5 R	
SVOCs (ug/kg)										
2-Methylnaphthalene	---	---	---	---	171 J	812 J	6 UJ	5.3 UJ	5.9 UJ	
Acenaphthene	---	4700000	570000	1.20E+08	53.1 J	5.9 J	6 UJ	5.3 UJ	5.9 UJ	
Acenaphthylene	---	---	---	---	66 J	5.8 UJ	6 UJ	5.3 UJ	5.9 UJ	
Anthracene	---	2.30E+07	1.20E+07	6.10E+08	33.2 J	4.3 J	6 UJ	5.3 UJ	5.9 UJ	
Benzo(a)anthracene	---	900	2000	170000	66 J	5.8 UJ	3.4 J	5.3 UJ	8.6 J	
Benzo(a)pyrene	---	90	8000	17000	89.3 J	5.8 UJ	3.4 J	5.3 UJ	9.1 J	
Benzo(b)fluoranthene	---	900	5000	170000	127 J	5.8 UJ	3.7 J	5.3 UJ	13.1 J	
Benzo(g,h,i)perylene	---	---	---	---	192 J	5.8 UJ	3.5 J	5.3 UJ	9 J	
Benzo(k)fluoranthene	---	9000	49000	1700000	56.9 J	5.8 UJ	3.5 J	5.3 UJ	10.7 J	
Chrysene	---	88000	160000	1.70E+07	90.8 J	5.8 UJ	4.3 J	5.3 UJ	14.2 J	
Fluoranthene	---	3100000	4300000	8.20E+07	145 J	5.7 J	6.6 J	5.3 UJ	24.1 J	
Fluorene	---	3100000	560000	8.20E+07	42.4 J	17.1 J	6 UJ	5.3 UJ	5.9 UJ	
Indeno(1,2,3-cd)pyrene	---	900	14000	170000	68.3 J	5.8 UJ	6 UJ	5.3 UJ	7.5 J	
Naphthalene, SVOC	170000	1600000	12000	1800	54.2 J	562 J	6 UJ	5.3 UJ	5.9 UJ	
Phenanthrene	---	---	---	---	98.9 J	30.3 J	7.1 J	3 J	12.2 J	
Pyrene	---	2300000	4200000	6.10E+07	206 J	9.8 J	5.8 J	5.3 UJ	18.4 J	

Notes and Abbreviations

Only detected constituents are presented.

GW - Groundwater

J - Estimated value.

U - Not detected above the reporting limit; reporting limit is presented.

R - Rejected result (see validation report).

na - Not analyzed for this constituent

--- - Not applicable or not available.

Shaded values indicate concentration exceeds one or more of the soil remediation objectives.

**Table 3-1
Summary of Soil Analytical Results
Illinois Environmental Protection Agency
Hoxsey Property
Wedron, LaSalle County, Illinois**

					Field Sample ID	IMW-103 (18-20)	IMW-104 (1-3)	IMW-104 (18-20)
					Sample Date	9/11/2013	9/10/2013	9/10/2013
					Location ID	IMW-103	IMW-104	IMW-104
					Depth (ft)	18 - 20	1 - 3	18 - 20
Soil Remediation Objectives								
Parameter	Residential Inhalation Exposure Pathway	Residential Ingestion Exposure Pathway	Soil Component of the GW Ingestion Exposure Route	Construction Worker Exposure Route				
Fractional Organic Carbon (%)	---	---	---	---	0.24 J	0.72 J	0.75 J	
Lead, Total (mg/kg)	---	400	---	700	4.7 J	9.1 J	8.2 J	
Laboratory pH (s.u.)	---	---	---	---	8.7 J	7.8 J	8.1 J	
VOCs (ug/kg)								
Acetone	1.00E+08	7.00E+07	25000	1.00E+08	77.5 R	81.1 J	88.8 R	
Benzene	800	12000	30	2200	1.4 J	4.3 R	4.4 R	
Ethylbenzene	400000	7800000	13000	58000	3.9 R	4.3 R	4.4 R	
Toluene	650000	1.60E+07	12000	42000	2.3 J	4.3 R	4.4 R	
Xylene (Total)	320000	1.60E+07	150000	5600	7.8 R	8.5 R	8.9 R	
SVOCs (ug/kg)								
2-Methylnaphthalene	---	---	---	---	5.4 UJ	5.8 UJ	6.2 UJ	
Acenaphthene	---	4700000	570000	1.20E+08	5.4 UJ	5.8 UJ	6.2 UJ	
Acenaphthylene	---	---	---	---	5.4 UJ	5.8 UJ	6.2 UJ	
Anthracene	---	2.30E+07	1.20E+07	6.10E+08	5.4 UJ	5.8 UJ	6.2 UJ	
Benzo(a)anthracene	---	900	2000	170000	5.4 UJ	3.2 J	6.2 UJ	
Benzo(a)pyrene	---	90	8000	17000	5.4 UJ	5.8 UJ	6.2 UJ	
Benzo(b)fluoranthene	---	900	5000	170000	5.4 UJ	3.7 J	6.2 UJ	
Benzo(g,h,i)perylene	---	---	---	---	5.4 UJ	5.8 UJ	6.2 UJ	
Benzo(k)fluoranthene	---	9000	49000	1700000	5.4 UJ	5.8 UJ	6.2 UJ	
Chrysene	---	88000	160000	1.70E+07	5.4 UJ	4.1 J	6.2 UJ	
Fluoranthene	---	3100000	4300000	8.20E+07	5.4 UJ	5.8 J	6.2 UJ	
Fluorene	---	3100000	560000	8.20E+07	5.4 UJ	5.8 UJ	6.2 UJ	
Indeno(1,2,3-cd)pyrene	---	900	14000	170000	5.4 UJ	5.8 UJ	6.2 UJ	
Naphthalene, SVOC	170000	1600000	12000	1800	5.4 UJ	5.8 UJ	6.2 UJ	
Phenanthrene	---	---	---	---	5.4 UJ	5.8 UJ	6.2 UJ	
Pyrene	---	2300000	4200000	6.10E+07	5.4 UJ	5.4 J	6.2 UJ	

Notes and Abbreviations

Only detected constituents are presented.

GW - Groundwater

J - Estimated value.

U - Not detected above the reporting limit; reporting limit is presented.

R - Rejected result (see validation report).

na - Not analyzed for this constituent

--- - Not applicable or not available.



Shaded values indicate concentration exceeds one or more of the soil remediation objectives.

Table 3-2
Summary of Groundwater Analytical Data - Compared to Class I GROs
Illinois Environmental Protection Agency
Hoxsey Property
Wedron, LaSalle County, Illinois

	Field Sample ID	IMW-101-092513	IMW-102-092413	IMW-102-092413D	IMW-103-092413	IMW-104-092413	EB-1	EB-2-092513	Trip Blank
	Sample Date	9/25/2013	9/24/2013	9/24/2013	9/24/2013	9/24/2013	9/11/2013	9/25/2013	9/24/2013
	Location ID	IMW-101	IMW-102	IMW-102	IMW-103	IMW-104	EB-1	EB-2	Trip Blank
Parameter	Groundwater Remediation Objective - Class I Groundwater						Equipment blank - Soil Sampling	Equipment blank - Groundwater Sampling	Trip Blank - Groundwater Sampling
VOCs (ug/l)									
Acetone	6300	100 U	51.5 J	100 U	100 U	370 J	100 R	100 U	100 U
Benzene	5	509 J	299	313	279	45.5 J	5 R	5 U	5 U
Bromomethane	9.8	5 U	5 U	5 U	2.9 J	5 UJ	5 R	5 U	5 U
Ethylbenzene	700	3990 J	3230	3340	1950	299 J	5 R	32.4	5 U
Methyl ethyl ketone	---	25 U	25 U	25 U	25 U	119 J	25 R	25 U	25 U
Styrene	100	101	5 U	5 U	5 U	5 UJ	5 R	5 U	5 U
Toluene	1000	6660 J	799	748	3550	142 J	5 R	26.3	5 U
Xylene (Total)	10000	15900 J	9450	11200	8170	487 J	10 R	136	10 U
SVOCs (ug/l)									
2,4-Dimethylphenol	140	5.8 J	11.1 U	10.4 U	7.5 J	10.3 UJ	10.5 UJ	10.6 U	na
2-Methylphenol	0.35	5.6 J	11.1 U	10.4 U	10.6 U	10.3 UJ	10.5 UJ	10.6 U	na
2-Methylnaphthalene	---	22.2	17.7	16	11.7	1 UJ	1.1 UJ	0.79 J	na
Naphthalene, SVOC	140	134	118	106	73.3	5.1 J	1.1 UJ	1.5	na

Notes and Abbreviations

Only detected constituents are presented.

J - Estimated value.

U - Not detected above the reporting limit; reporting limit is presented.

R - Rejected result (see validation report).

na - Not analyzed for this constituent

--- - Not applicable or not available.

Shaded values indicate concentration exceeds the Groundwater Remediation Objective for Class I groundwater.

Table 3-3
Summary of Groundwater Analytical Results - Comparison to Indoor Inhalation GROs
Illinois Environmental Protection Agency
Hoxsey Property
Wedron, LaSalle County, Illinois

	Field Sample ID	IMW-101-092513	IMW-102-092413	IMW-102-092413D	IMW-103-092413	IMW-104-092413	EB-1	EB-2-092513	Trip Blank
	Sample Date	9/25/2013	9/24/2013	9/24/2013	9/24/2013	9/24/2013	9/11/2013	9/25/2013	9/24/2013
	Location ID	IMW-101	IMW-102	IMW-102	IMW-103	IMW-104	EB-1	EB-2	Trip Blank
Parameter	GRO - Table H						Equipment blank - Soil Sampling	Equipment blank - Groundwater Sampling	Trip Blank - Groundwater Sampling
VOCs (ug/l)									
Acetone	1.00E+09	100 U	51.5 J	100 U	100 U	370 J	100 R	100 U	100 U
Benzene	110	509 J	299	313	279	45.5 J	5 R	5 U	5 U
Bromomethane	1500	5 U	5 U	5 U	2.9 J	5 UJ	5 R	5 U	5 U
Ethylbenzene	370	3990 J	3230	3340	1950	299 J	5 R	32.4	5 U
Methyl ethyl ketone	10000	25 U	25 U	25 U	25 U	119 J	25 R	25 U	25 U
Styrene	310000	101	5 U	5 U	5 U	5 UJ	5 R	5 U	5 U
Toluene	530000	6660 J	799	748	3550	142 J	5 R	26.3	5 U
Xylene (Total)	30000	15900 J	9450	11200	8170	487 J	10 R	136	10 U
SVOCs (ug/l)									
2,4-Dimethylphenol		5.8 J	11.1 U	10.4 U	7.5 J	10.3 UJ	10.5 UJ	10.6 U	na
2-Methylphenol	26000	5.6 J	11.1 U	10.4 U	10.6 U	10.3 UJ	10.5 UJ	10.6 U	na
2-Methylnaphthalene	25000	22.2	17.7	16	11.7	1 UJ	1.1 UJ	0.79 J	na
Naphthalene, SVOC	75	134	118	106	73.3	5.1 J	1.1 UJ	1.5	na

Notes and Abbreviations

Only detected constituents are presented.

GRO - Table H - Groundwater Remediation Objective for the Indoor Inhalation Exposure Route - Diffusion and Advection.

J - Estimated value.

U - Not detected above the reporting limit; reporting limit is presented.

R - Rejected result (see validation report).

na - Not analyzed for this constituent

--- - Not applicable or not available.

Shaded values indicate concentration exceeds the Groundwater Remediation Objective for the Indoor Inhalation Exposure Route - Diffusion and Advection.

Table 3-4
Survey Data and Groundwater Elevations
Illinois Environmental Protection Agency
Hoxsey Property
Wedron, LaSalle County, Illinois

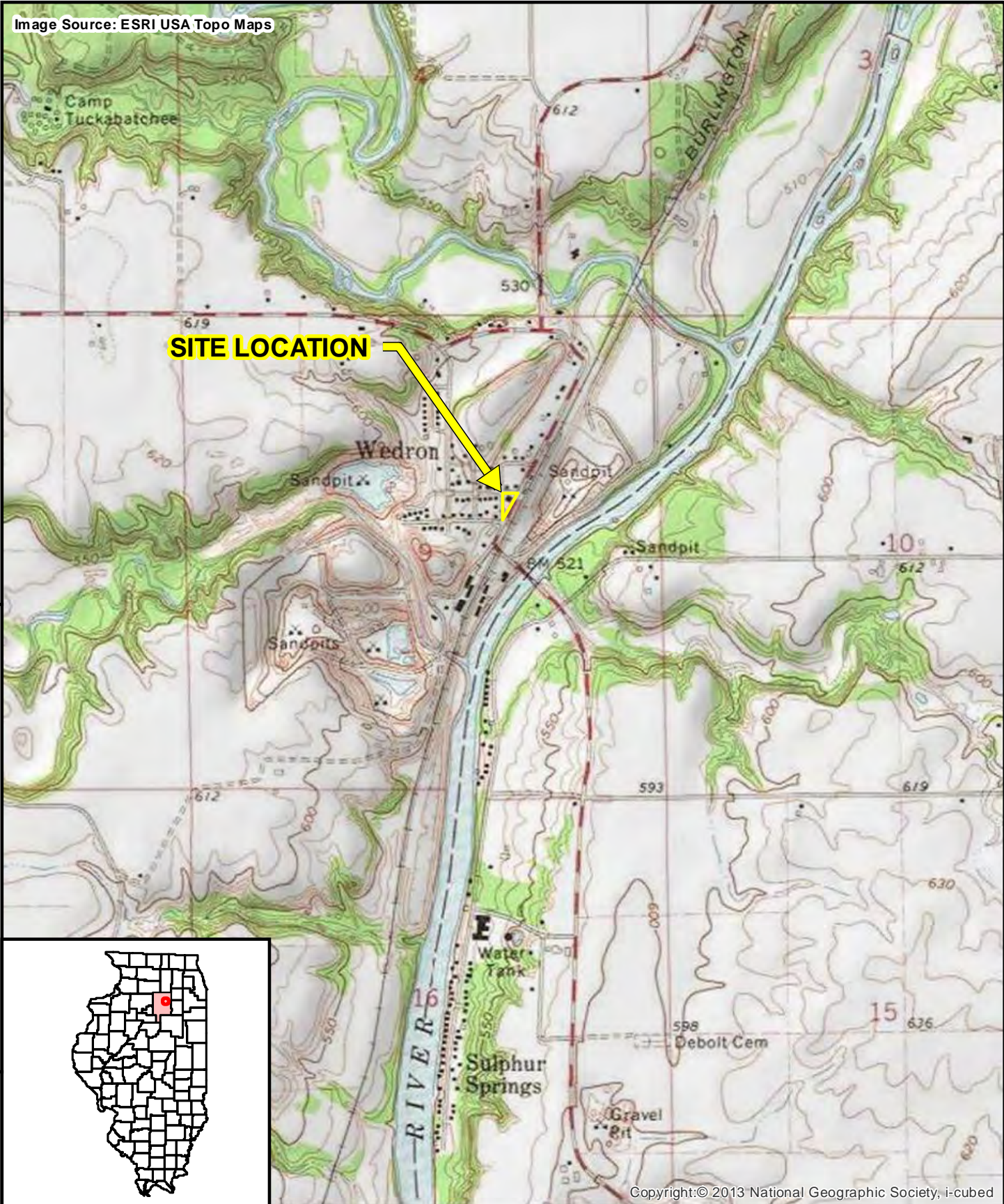
Location ID	Northing	Easting	Measurement Date	Top of Casing Elevation	Depth to Water	Groundwater Elevation
IMW-101	1737308.26733	864062.70452	9/25/2013	528.02	26.15	501.87
IMW-102	1737341.01993	864005.28263	9/24/2013	529.63	27.84	501.79
IMW-103	1737444.09512	863914.83900	9/24/2013	532.17	30.78	501.39
IMW-104	1737377.06036	863911.29783	9/24/2013	531.19	29.95	501.24

Notes:

All elevations are in feet above mean sea level and referenced to NAVD 88.
Horizontal coordinates are relative to State Plane grid, Illinois East Zone, NAD 83

FIGURES

Image Source: ESRI USA Topo Maps



Copyright:© 2013 National Geographic Society, i-cubed

FILE: D:\Wedron_I-EPA\mxd\Report\Fig_1_Site_Location.mxd 11/8/2013 12:37:18 PM mejacm

Legend



Prepared For:
ILLINOIS EPA

Contract No.: HWA-8317
Work Order No.: 09



Prepared By:
WESTON SOLUTIONS, INC

750 E Bunker Ct.
Suite 500
Vernon Hills, IL 60061

Figure 1-1
Site Location Map
Hoxsey Property
Wedron, LaSalle County, Illinois


Image Source: ESRI Bing Maps



Source: Esri, DigitalGlobe, GeoEye, i-cubed, USDA, USGS, AEX, Getmapping, Aerogrid, IGN, IGP, swisstopo, and the GIS User Community

FILE: D:\Wedron_I-EPA\mxd\Report\Fig2_1_Sample_Location_Map.mxd 11/8/2013 12:38:02 PM mejacm

Legend

 Soil Boring and Monitoring Well
 0 100 Feet



Prepared For:
ILLINOIS EPA

Contract No.: HWA-8317
Work Order No.: 09



Prepared By:
WESTON SOLUTIONS, INC

750 E Bunker Ct.
Suite 500
Vernon Hills, IL 60061

Figure 2-1
Sample Location Map
Hoxsey Property
Wedron, LaSalle County, Illinois

Image Source: ESRI Bing Maps



IMW-103
Depth: 1 - 3
Depth: 18 - 20

IMW-102
Depth 5-6: No Exceedances
Depth Date Parameter Result Units [Criteria]
17-18 09/09/13 Xylenes, total 9.6 mg/kg [4]

IMW-104
9/10/2013
Depth: 1 - 3
Depth: 18 - 20

IMW-101
9/9/2013
Depth: 1 - 3
Depth: 18 - 20

FILE: D:\Wedron_IEPA\mxd\Report\Fig_3_1_Sep_2013_Soil_Exceed.mxd 3:31:43 PM 11/7/2013 mejacm

Legend

- ▲ IEPA Soil Sampling Location with Result Exceeding Criteria
- ▲ IEPA Soil Sampling Location with No Result Exceeding Criteria

Criteria Definitions

4: TACO Construction Worker Criteria (Most Stringent)

Depths listed in Feet Below Ground Surface



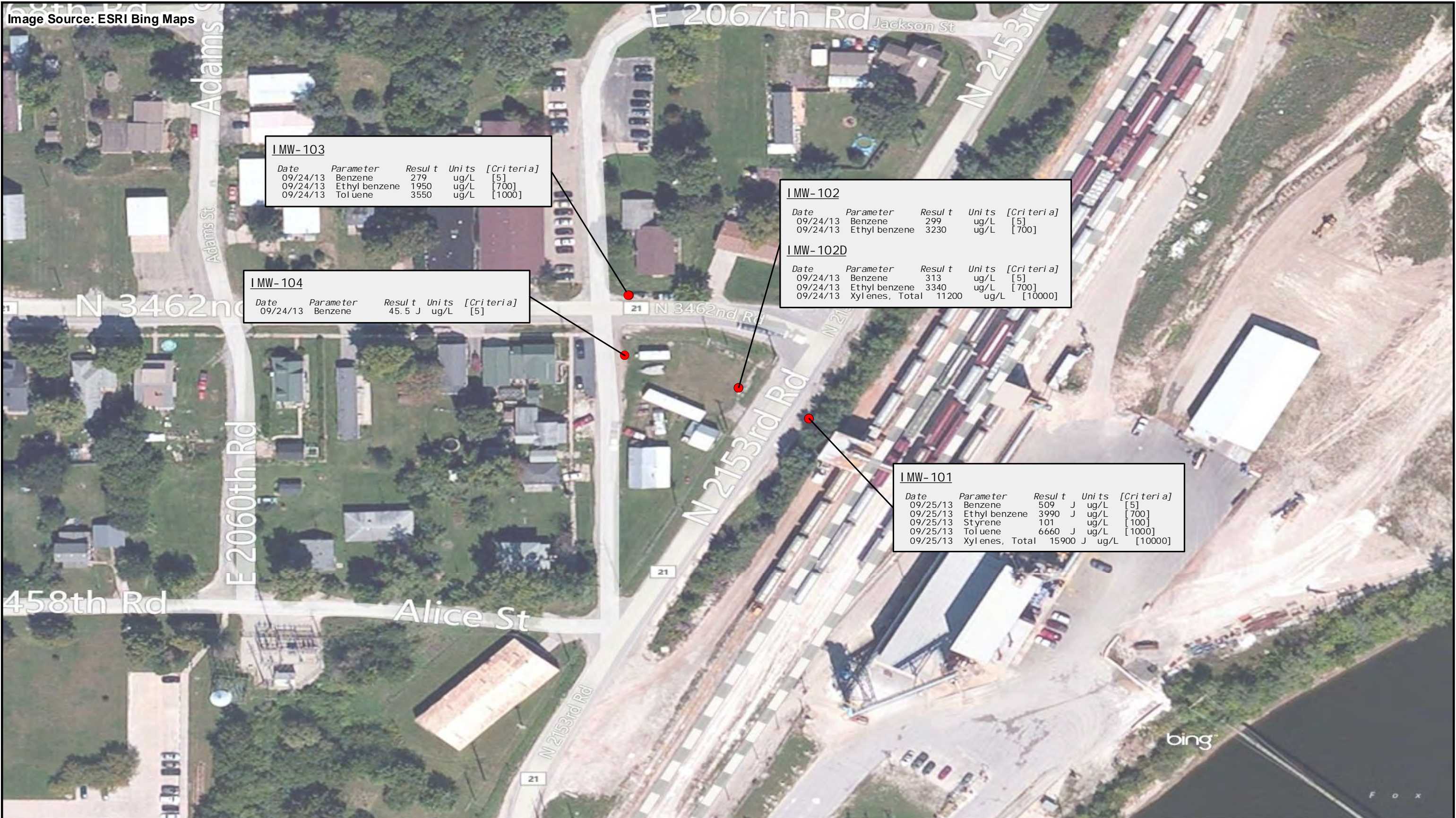
Prepared for:
Illinois EPA
Contract No.: HWA-8317
Work Order No. 009



Prepared By:
WESTON SOLUTIONS, INC
750 E Bunker Ct
Suite 500
Vernon Hills, IL 60061

Figure 3-1
September 2013 Soil Exceedance Map
Hoxsey Property
Wedron, LaSalle County, Illinois

Image Source: ESRI Bing Maps



IMW-103

Date	Parameter	Result	Units	[Criteria]
09/24/13	Benzene	279	ug/L	[5]
09/24/13	Ethyl benzene	1950	ug/L	[700]
09/24/13	Toluene	3550	ug/L	[1000]

IMW-102

Date	Parameter	Result	Units	[Criteria]
09/24/13	Benzene	299	ug/L	[5]
09/24/13	Ethyl benzene	3230	ug/L	[700]

IMW-102D

Date	Parameter	Result	Units	[Criteria]
09/24/13	Benzene	313	ug/L	[5]
09/24/13	Ethyl benzene	3340	ug/L	[700]
09/24/13	Xylenes, Total	11200	ug/L	[10000]

IMW-104

Date	Parameter	Result	Units	[Criteria]
09/24/13	Benzene	45.5	ug/L	[5]

IMW-101

Date	Parameter	Result	Units	[Criteria]
09/25/13	Benzene	509	ug/L	[5]
09/25/13	Ethyl benzene	3990	ug/L	[700]
09/25/13	Styrene	101	ug/L	[100]
09/25/13	Toluene	6660	ug/L	[1000]
09/25/13	Xylenes, Total	15900	ug/L	[10000]

FILE: D:\Wedron_IEPA\mxd\Report\Fig_3_2_Sep2013_GW_GRO_Class1_Exceed.mxd 2:28:19 PM 11/6/2013 mejacm

Legend

- IEPA Groundwater Sampling Location with Result Exceeding TACO GRO Class 1



Prepared for:
Illinois EPA

Contract No.: HWA-8317
Work Order No. 009



Prepared By:
WESTON SOLUTIONS, INC

750 E Bunker Ct
Suite 500
Vernon Hills, IL 60061

Figure 3-2
September 2013 Groundwater Sampling Results
Exceeding TACO Class 1 GRO
Hoxsey Property
Wedron, LaSalle County, Illinois

Image Source: ESRI Bing Maps

FILE: D:\Wedron_IEPA\mxd\Report\Fig_3_3_Sep2013_GW_GRO_IER_Exceed.mxd 2:29:51 PM 11/6/2013 mejacm



IMW-103

Date	Parameter	Result	Units	Criteria
09/24/13	Benzene	279	ug/L	[110]
09/24/13	Ethyl benzene	1950	ug/L	[370]

IMW-102

Date	Parameter	Result	Units	Criteria
09/24/13	Benzene	299	ug/L	[110]
09/24/13	Ethyl benzene	3230	ug/L	[370]
09/24/13	Napthalene	118	ug/L	[75]

IMW-102D

Date	Parameter	Result	Units	Criteria
09/24/13	Benzene	313	ug/L	[110]
09/24/13	Ethyl benzene	3340	ug/L	[370]
09/24/13	Napthalene	106	ug/L	[75]

IMW-104
9/10/2013

IMW-101

Date	Parameter	Result	Units	Criteria
09/25/13	Benzene	509 J	ug/L	[110]
09/25/13	Ethyl benzene	3990 J	ug/L	[370]
09/25/13	Napthalene	134	ug/L	[75]

Legend

- IEPA Groundwater Sampling Location with Result Exceeding TACO GRO Indoor Inhalation Exposure Route
- IEPA Groundwater Sampling Location with No Result Exceeding TACO GRO Indoor Inhalation Exposure Route



Prepared for:
Illinois EPA
Contract No.: HWA-8317
Work Order No. 009



Prepared By:
WESTON SOLUTIONS, INC
750 E Bunker Ct
Suite 500
Vernon Hills, IL 60061

Figure 3-3
September 2013 Groundwater Sampling Results Exceeding TACO GRO for Indoor Inhalation Exposure Route – Diffusion and Advection
Hoxsey Property
Wedron, LaSalle County, Illinois



FILE: D:\Wedron_IEPA\mxd\Report\Fig_3_4_Potentiometric.mxd 12:11:51 PM 11/8/2013 mejacm

Legend

- IEPA Monitoring Well
- Groundwater Flow Direction
- Groundwater Contour

Note:
All elevations are in feet
above mean sea level
and referenced to NAVD 88.

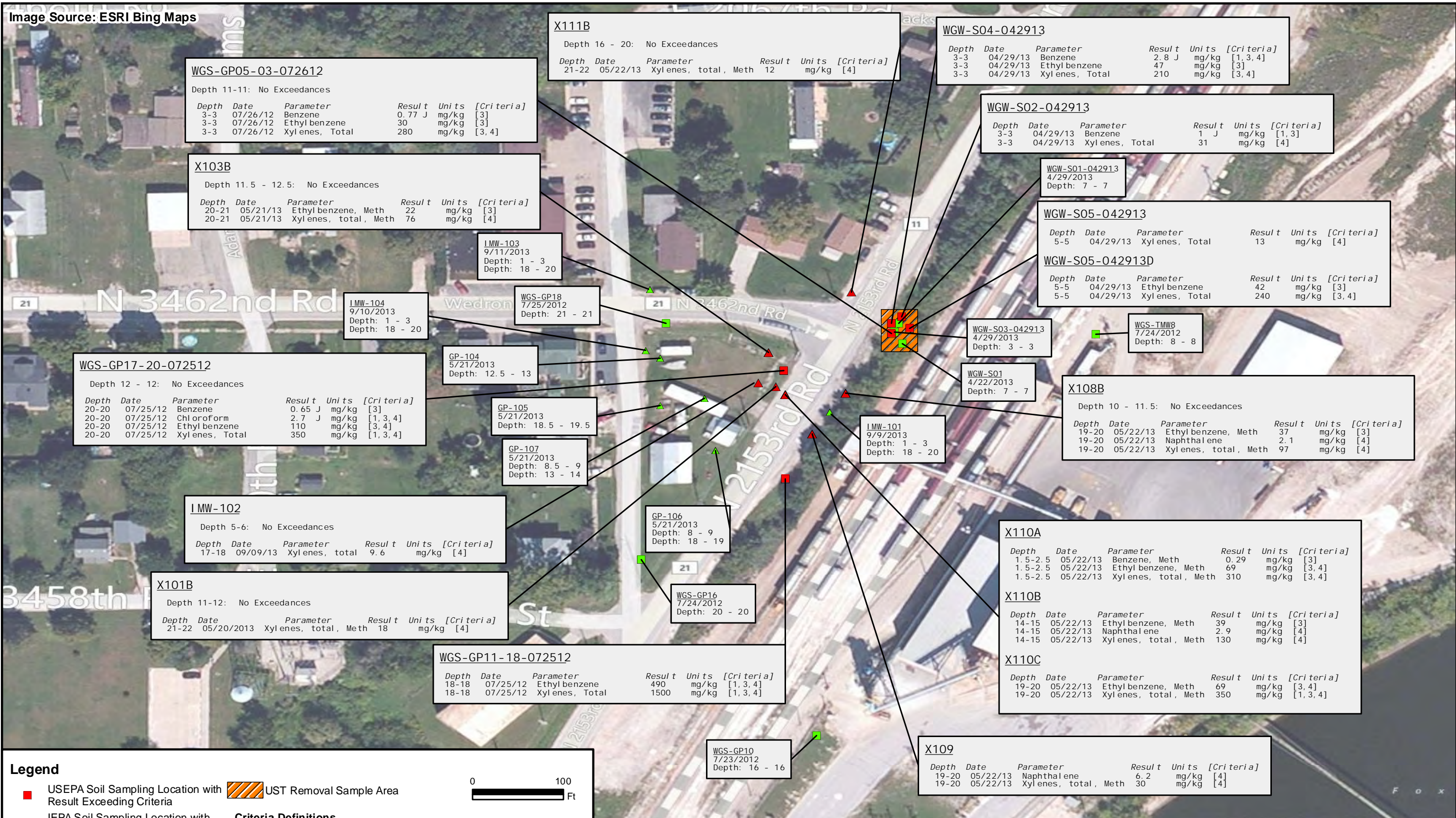
Prepared for:
Illinois EPA
Contract No.: HWA-8317
Work Order No. 009

Prepared By:
WESTON SOLUTIONS, INC
750 E Bunker Ct
Suite 500
Vernon Hills, IL 60061

Figure 3-4
Potentiometric Surface Map
Elevations: September 24, 2013
Hoxsey Property
Wedron, LaSalle County, Illinois

Image Source: ESRI Bing Maps

FILE: D:\Wedron_IPEA\mxd\Report\Fig_3_5_Historic_Current_Soil_Exceed.mxd 4:07:16 PM 11/18/2013 mejacm



WGS-GP05-03-072612
Depth 11-11: No Exceedances

Depth	Date	Parameter	Result	Units	[Criteria]
3-3	07/26/12	Benzene	0.77	J mg/kg	[3]
3-3	07/26/12	Ethyl benzene	30	mg/kg	[3]
3-3	07/26/12	Xylenes, Total	280	mg/kg	[3, 4]

X111B
Depth 16 - 20: No Exceedances

Depth	Date	Parameter	Result	Units	[Criteria]
21-22	05/22/13	Xylenes, total, Meth	12	mg/kg	[4]

WGW-S04-042913

Depth	Date	Parameter	Result	Units	[Criteria]
3-3	04/29/13	Benzene	2.8	J mg/kg	[1, 3, 4]
3-3	04/29/13	Ethyl benzene	47	mg/kg	[3]
3-3	04/29/13	Xylenes, Total	210	mg/kg	[3, 4]

X103B
Depth 11.5 - 12.5: No Exceedances

Depth	Date	Parameter	Result	Units	[Criteria]
20-21	05/21/13	Ethyl benzene, Meth	22	mg/kg	[3]
20-21	05/21/13	Xylenes, total, Meth	76	mg/kg	[4]

WGW-S02-042913

Depth	Date	Parameter	Result	Units	[Criteria]
3-3	04/29/13	Benzene	1	J mg/kg	[1, 3]
3-3	04/29/13	Xylenes, Total	31	mg/kg	[4]

WGW-S05-042913

Depth	Date	Parameter	Result	Units	[Criteria]
5-5	04/29/13	Xylenes, Total	13	mg/kg	[4]

WGW-S05-042913D

Depth	Date	Parameter	Result	Units	[Criteria]
5-5	04/29/13	Ethyl benzene	42	mg/kg	[3]
5-5	04/29/13	Xylenes, Total	240	mg/kg	[3, 4]

WGS-GP17-20-072512
Depth 12 - 12: No Exceedances

Depth	Date	Parameter	Result	Units	[Criteria]
20-20	07/25/12	Benzene	0.65	J mg/kg	[3]
20-20	07/25/12	Chloroform	2.7	J mg/kg	[1, 3, 4]
20-20	07/25/12	Ethyl benzene	110	mg/kg	[3, 4]
20-20	07/25/12	Xylenes, Total	350	mg/kg	[1, 3, 4]

IMW-102
Depth 5-6: No Exceedances

Depth	Date	Parameter	Result	Units	[Criteria]
17-18	09/09/13	Xylenes, total	9.6	mg/kg	[4]

X101B
Depth 11-12: No Exceedances

Depth	Date	Parameter	Result	Units	[Criteria]
21-22	05/20/2013	Xylenes, total, Meth	18	mg/kg	[4]

WGS-GP11-18-072512

Depth	Date	Parameter	Result	Units	[Criteria]
18-18	07/25/12	Ethyl benzene	490	mg/kg	[1, 3, 4]
18-18	07/25/12	Xylenes, Total	1500	mg/kg	[1, 3, 4]

X110A

Depth	Date	Parameter	Result	Units	[Criteria]
1.5-2.5	05/22/13	Benzene, Meth	0.29	mg/kg	[3]
1.5-2.5	05/22/13	Ethyl benzene, Meth	69	mg/kg	[3, 4]
1.5-2.5	05/22/13	Xylenes, total, Meth	310	mg/kg	[3, 4]

X110B

Depth	Date	Parameter	Result	Units	[Criteria]
14-15	05/22/13	Ethyl benzene, Meth	39	mg/kg	[3]
14-15	05/22/13	Naphthalene	2.9	mg/kg	[4]
14-15	05/22/13	Xylenes, total, Meth	130	mg/kg	[4]

X110C

Depth	Date	Parameter	Result	Units	[Criteria]
19-20	05/22/13	Ethyl benzene, Meth	69	mg/kg	[3, 4]
19-20	05/22/13	Xylenes, total, Meth	350	mg/kg	[1, 3, 4]

X109

Depth	Date	Parameter	Result	Units	[Criteria]
19-20	05/22/13	Naphthalene	6.2	mg/kg	[4]
19-20	05/22/13	Xylenes, total, Meth	30	mg/kg	[4]

Legend

- USEPA Soil Sampling Location with Result Exceeding Criteria
- ▲ IEPA Soil Sampling Location with Result Exceeding Criteria
- USEPA Soil Sampling Location with No Result Exceeding Criteria
- ▲ IEPA Soil Sampling Location with No Result Exceeding Criteria

Criteria Definitions

- 1: TACO Residential Inhalation Criteria
- 2: TACO Residential Ingestion Criteria
- 3: TACO Migration to Groundwater Class 1 Criteria
- 4: TACO Construction Worker Criteria (Most Stringent)

Depths listed in Feet Below Ground Surface

0 100 Ft

N

Prepared for:
Illinois EPA

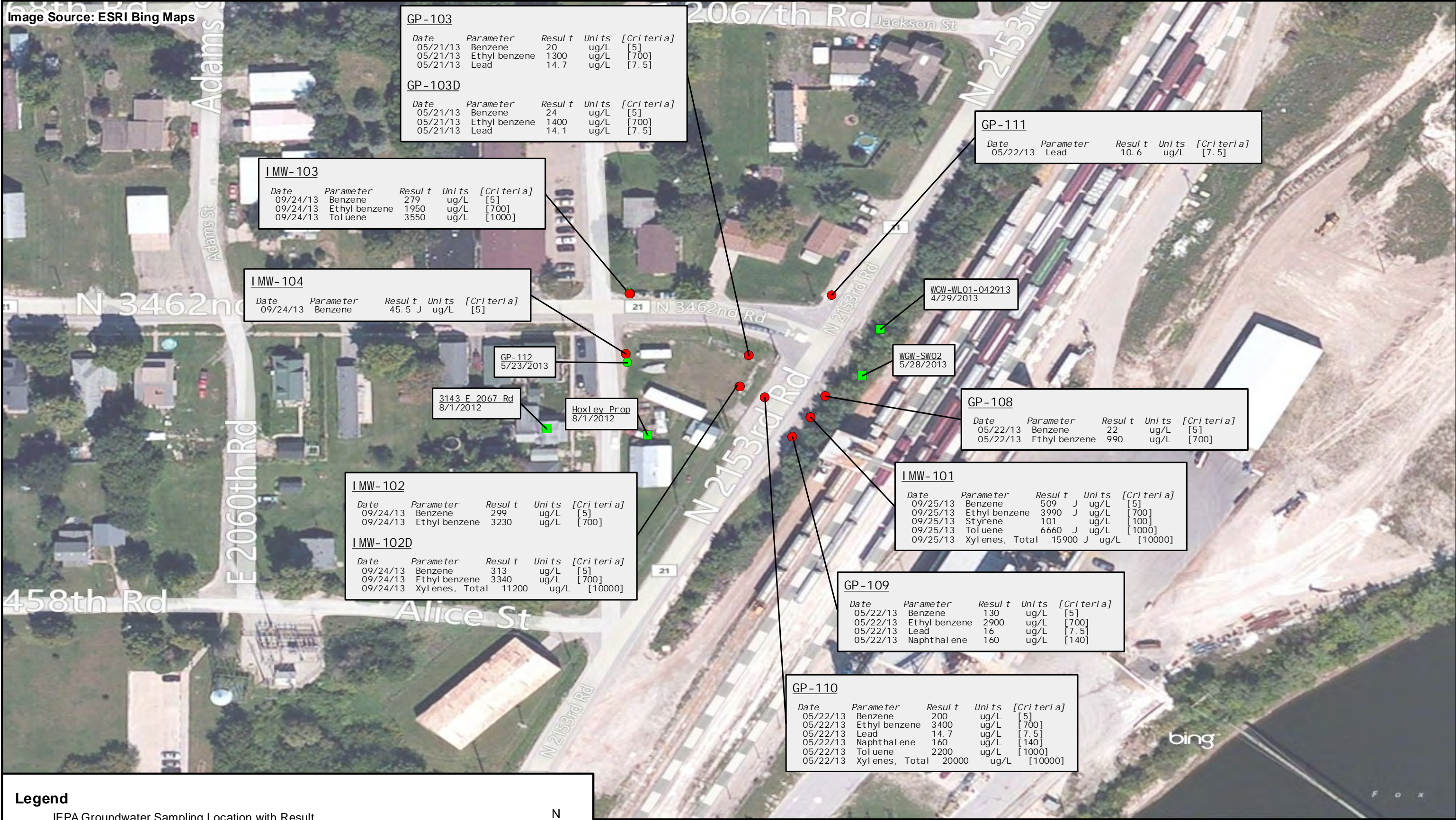
Contract No.: HWA-8317
Work Order No. 009

Prepared By:
WESTON SOLUTIONS, INC

750 E Bunker Ct
Suite 500
Vernon Hills, IL 60061

Figure 3-5
Historic and Current Soil Exceedence Map
Hoxsey Property
Wedron, Lasalle County, Illinois

Image Source: ESRI Bing Maps



GP-103

Date	Parameter	Result	Units	Criteria
05/21/13	Benzene	20	ug/L	[5]
05/21/13	Ethyl benzene	1300	ug/L	[700]
05/21/13	Lead	14.7	ug/L	[7.5]

GP-103D

Date	Parameter	Result	Units	Criteria
05/21/13	Benzene	24	ug/L	[5]
05/21/13	Ethyl benzene	1400	ug/L	[700]
05/21/13	Lead	14.1	ug/L	[7.5]

IMW-103

Date	Parameter	Result	Units	Criteria
09/24/13	Benzene	279	ug/L	[5]
09/24/13	Ethyl benzene	1950	ug/L	[700]
09/24/13	Toluene	3550	ug/L	[1000]

IMW-104

Date	Parameter	Result	Units	Criteria
09/24/13	Benzene	45.5	ug/L	[5]

GP-112
5/23/2013

3143 E 2067 Rd
8/1/2012

Hoxley Prop
8/1/2012

IMW-102

Date	Parameter	Result	Units	Criteria
09/24/13	Benzene	299	ug/L	[5]
09/24/13	Ethyl benzene	3230	ug/L	[700]

IMW-102D

Date	Parameter	Result	Units	Criteria
09/24/13	Benzene	313	ug/L	[5]
09/24/13	Ethyl benzene	3340	ug/L	[700]
09/24/13	Xylenes, Total	11200	ug/L	[10000]

GP-111

Date	Parameter	Result	Units	Criteria
05/22/13	Lead	10.6	ug/L	[7.5]

WGW-WL01-042913
4/29/2013

WGW-SW02
5/28/2013

GP-108

Date	Parameter	Result	Units	Criteria
05/22/13	Benzene	22	ug/L	[5]
05/22/13	Ethyl benzene	990	ug/L	[700]

IMW-101

Date	Parameter	Result	Units	Criteria
09/25/13	Benzene	509	ug/L	[5]
09/25/13	Ethyl benzene	3990	ug/L	[700]
09/25/13	Styrene	101	ug/L	[100]
09/25/13	Toluene	6660	ug/L	[1000]
09/25/13	Xylenes, Total	15900	ug/L	[10000]

GP-109

Date	Parameter	Result	Units	Criteria
05/22/13	Benzene	130	ug/L	[5]
05/22/13	Ethyl benzene	2900	ug/L	[700]
05/22/13	Lead	16	ug/L	[7.5]
05/22/13	Naphthalene	160	ug/L	[140]

GP-110

Date	Parameter	Result	Units	Criteria
05/22/13	Benzene	200	ug/L	[5]
05/22/13	Ethyl benzene	3400	ug/L	[700]
05/22/13	Lead	14.7	ug/L	[7.5]
05/22/13	Naphthalene	160	ug/L	[140]
05/22/13	Toluene	2200	ug/L	[1000]
05/22/13	Xylenes, Total	20000	ug/L	[10000]

Legend

- IEPA Groundwater Sampling Location with Result Exceeding TACO GRO Class 1
- IEPA Groundwater Sampling Location with No Result Exceeding TACO GRO Class 1
- USEPA Groundwater Sampling Location with No Result Exceeding TACO GRO Class 1

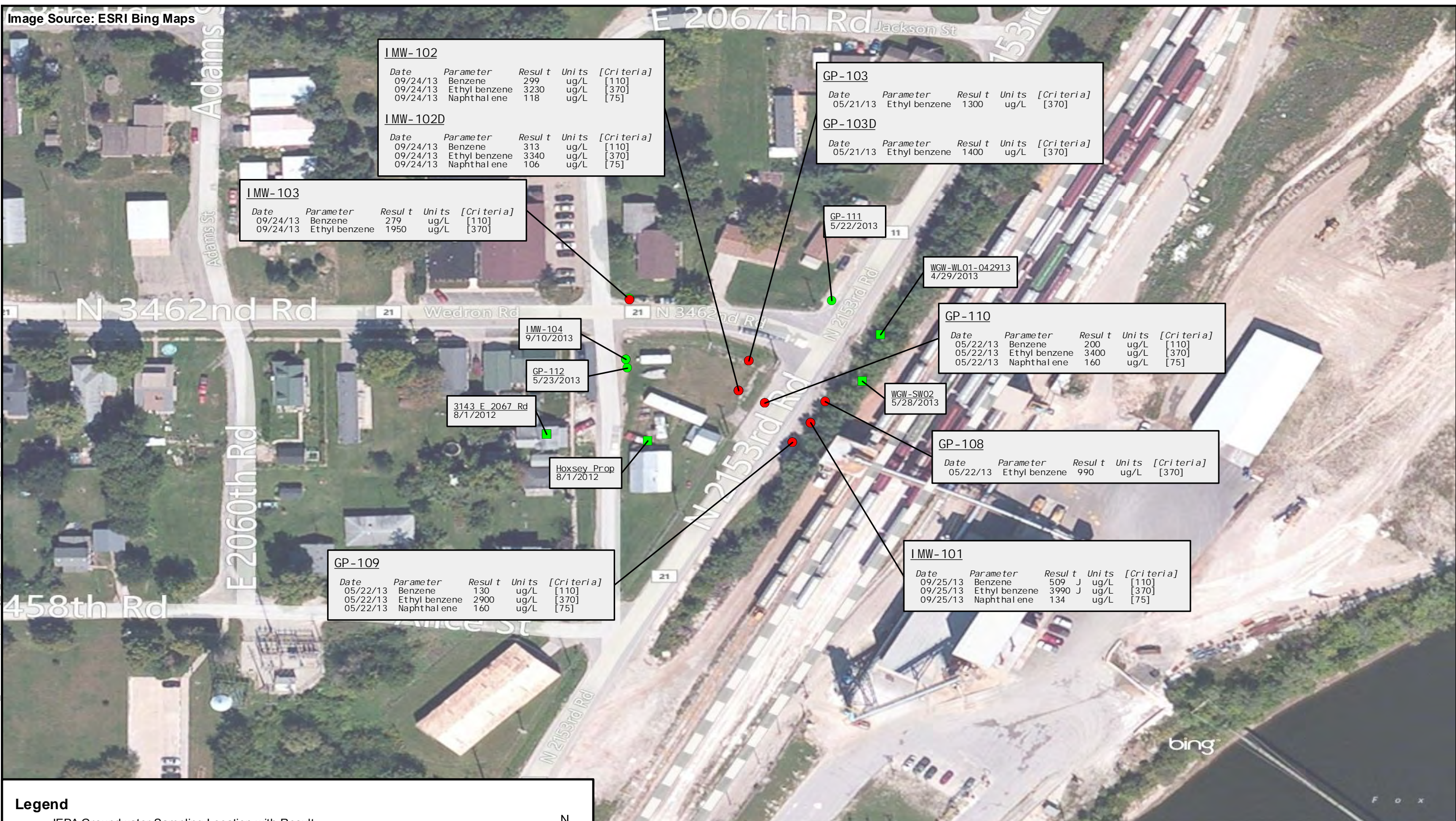
0 100 Ft

N

Prepared for:
Illinois EPA
Contract No.: HWA-8317
Work Order No. 009

Prepared By:
WESTON SOLUTIONS, INC
750 E Bunker Ct
Suite 500
Vernon Hills, IL 60061

Figure 3-6
Historic and Current Groundwater Sampling Results Exceeding TACO Class 1 GRO Hoxsey Property Wedron, LaSalle County, Illinois



I MW-102

Date	Parameter	Result	Units	Criteria
09/24/13	Benzene	299	ug/L	[110]
09/24/13	Ethyl benzene	3230	ug/L	[370]
09/24/13	Naphthalene	118	ug/L	[75]

I MW-102D

Date	Parameter	Result	Units	Criteria
09/24/13	Benzene	313	ug/L	[110]
09/24/13	Ethyl benzene	3340	ug/L	[370]
09/24/13	Naphthalene	106	ug/L	[75]

I MW-103

Date	Parameter	Result	Units	Criteria
09/24/13	Benzene	279	ug/L	[110]
09/24/13	Ethyl benzene	1950	ug/L	[370]

GP-103

Date	Parameter	Result	Units	Criteria
05/21/13	Ethyl benzene	1300	ug/L	[370]

GP-103D

Date	Parameter	Result	Units	Criteria
05/21/13	Ethyl benzene	1400	ug/L	[370]

I MW-104
9/10/2013

GP-112
5/23/2013

3143 E 2067 Rd
8/1/2012

Hoxsey Prop
8/1/2012

WGW-WL01-042913
4/29/2013

GP-110

Date	Parameter	Result	Units	Criteria
05/22/13	Benzene	200	ug/L	[110]
05/22/13	Ethyl benzene	3400	ug/L	[370]
05/22/13	Naphthalene	160	ug/L	[75]

WGW-SW02
5/28/2013

GP-108

Date	Parameter	Result	Units	Criteria
05/22/13	Ethyl benzene	990	ug/L	[370]

GP-109

Date	Parameter	Result	Units	Criteria
05/22/13	Benzene	130	ug/L	[110]
05/22/13	Ethyl benzene	2900	ug/L	[370]
05/22/13	Naphthalene	160	ug/L	[75]

I MW-101

Date	Parameter	Result	Units	Criteria
09/25/13	Benzene	509	ug/L	[110]
09/25/13	Ethyl benzene	3990	ug/L	[370]
09/25/13	Naphthalene	134	ug/L	[75]

Legend

- IEPA Groundwater Sampling Location with Result Exceeding TACO GRO Indoor Inhalation Exposure Route
- IEPA Groundwater Sampling Location with No Result Exceeding TACO GRO Indoor Inhalation Exposure Route
- USEPA Groundwater Sampling Location with No Result Exceeding TACO GRO Indoor Inhalation Exposure Route



Prepared for:
Illinois EPA
Contract No.: HWA-8317
Work Order No. 009



Prepared By:
WESTON SOLUTIONS, INC
750 E Bunker Ct
Suite 500
Vernon Hills, IL 60061




















Figure 3-7
Historic and Current Groundwater Sampling Results Exceeding TACO GRO for Indoor Inhalation Exposure Route – Diffusion and Advection
Hoxsey Property
Wedron, LaSalle County, Illinois

APPENDIX A

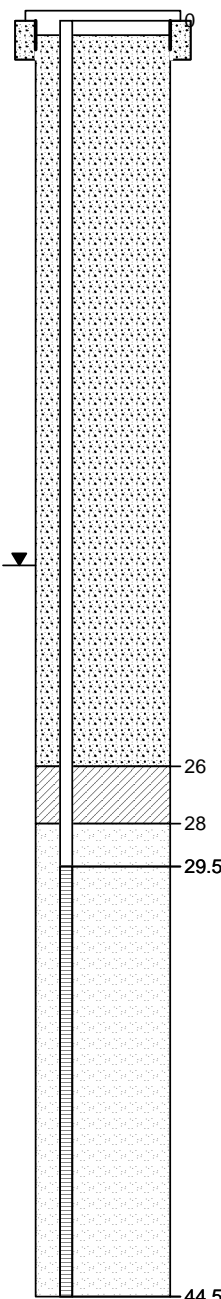
Soil Boring and Monitoring Well Installation Logs

Illinois Environmental Protection Agency
Hoxsey Property Investigation
Wedron, LaSalle County, Illinois
HWA 8317 - Tasks 009 & 011













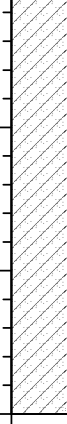
Beginning Date : 9 September 2013
End Date : 9 September 2013
Drilling Method : Hollow Stem Auger (HSA)
Drilling Co. : Earth Solutions
Weston Geoscientist : J. Klemp
Total Boring Depth : 44.5 ft bgs
Location : County Rte. 21 ROW
Borehole Diameter : 8-inch
Screen Interval : 29.5 to 44.5 feet bgs

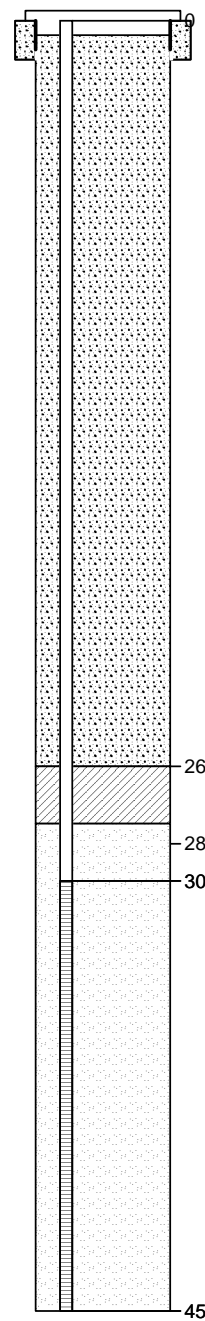
Depth in Feet	GRAPHIC	DESCRIPTION	Recovery (in/in)	Sample	Head Space (PID Meter Units)	REMARKS
0		FILL - 6" crushed stone	24/60		0.3	IMW-101(1 - 3 ft.) collected at 1100
					0.3	
5		SILTY CLAY - dark gray topsoil	46/60		0.8	
		SILTY CLAY - brown				
		SAND and GRAVEL- brown	50/60		0.8	
10		SAND - brown, fine to medium grained				
		SANDY CLAY - gray	40/60		5.1	IMW-101(18 - 20 ft.) collected at 1130
15		SILTY SAND - gray				
		SAND - gray, fine to medium grained	36/60		10.9	Water table at 19.0 ft bgs during drilling
		SILTY CLAY - gray to brown, some SAND, fine to medium grained				
		SAND - gray to brown, fine to medium grained, moist, odor			11.9	
20		SAND - gray to brown, fine to medium grained, moist, odor				
		SAND - gray, fine to medium grained, saturated, odor				
25		SANDSTONE - gray, weathered				
30						
35						
40						
45						
		Boring terminated at 44.5 ft bgs				

Monitoring Well
IMW-101
TOC elev: 528.02



Illinois Environmental Protection Agency Hoxsey Property Investigation Wedron, LaSalle County, Illinois	Beginning Date : 10 September 2013	Total Boring Depth : 45.0 ft bgs
	End Date : 10 September 2013	Location : County Rte. 21 ROW
HWA 8317 - Tasks 009 & 011	Drilling Method : Hollow Stem Auger (HSA)	Borehole Diameter : 8-inch
	Drilling Co. : Earth Solutions	Screen Interval : 30.0 to 45.0 feet bgs
	Weston Geoscientist : J. Klemp	

Depth in Feet	GRAPHIC	DESCRIPTION	Recovery (in/in)	Sample	Head Space (PID Meter Units)	REMARKS
0		SANDY CLAY - brown topsoil, dry	8/60		0.0	
5		SILTY CLAY - brown, trace fine to coarse grained sand, trace fine to medium grained gravel, moist	54/60	☒	0.0	IMW-102 (5 - 6 ft.) collected at 0800
10		SAND - brown to gray, fine to medium grained, moist, odor	60/60		0.7	
15		SANDY CLAY - gray, moist, odor			4.1	
17		CLAYEY SILT - tan, some SAND, moist, black, odor			12.2	
20		SAND - brown, fine to medium grained, moist, slight odor	60/60	☒	21.8	IMW-102 (17 - 20 ft.) collected at 0826
21		SAND - brown, fine to medium grained, wet, odor			0.8	
23		SILTY CLAY - gray, trace coarse to fine sand, wet, slight odor, stiff	48/60		12.5	
25		SANDSTONE - gray to tan, moist			6.5	
26					5.0	
28						
30						
35						Split spoons and hollow stem augers advanced to 28 ft bgs. Bedrock drilled with hollow stem augers.
40						Monitoring well constructed of Schedule 40 PVC materials with a 15-ft length of 0.01-slotted screen.
45						Bentonite Chips (0.5 - 26.0 ft.) Bentonite Pellets (26.0 - 28.0 ft.) 10 - 20 Silica Sand Pack (28.0 - 45.0 ft.)





















Boring terminated at 45.0 ft bgs

Illinois Environmental Protection Agency
Hoxsey Property Investigation
Wedron, LaSalle County, Illinois

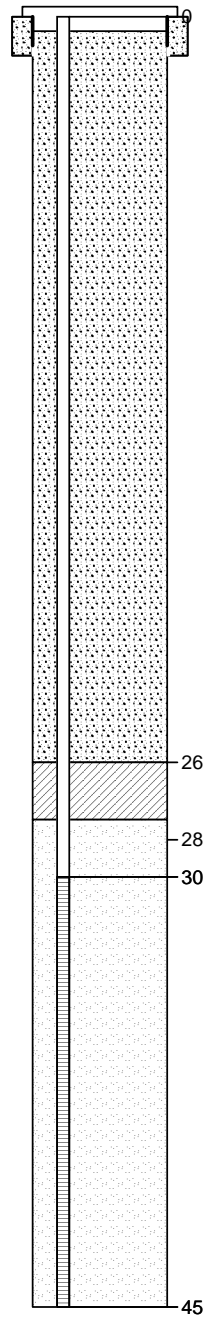
HWA 8317 - Tasks 009 & 011

Beginning Date : 11 September 2013
End Date : 11 September 2013
Drilling Method : Hollow Stem Auger (HSA)
Drilling Co. : Earth Solutions
Weston Geoscientist : J. Klemp

Total Boring Depth : 45.0 ft bgs
Location : County Rte. 21 ROW
Borehole Diameter : 8-inch
Screen Interval : 30.0 to 45.0 feet bgs

Depth in Feet	GRAPHIC	DESCRIPTION	Recovery (in/in)	Sample	Head Space (PID Meter Units)	REMARKS
0		SILTY SAND (FILL) - brown, dry			0.0	
0 - 4.8		SILTY CLAY - brown, trace SAND, fine to coarse grained, moist	48/60		0.0	IMW-103(1 - 3 ft.) collected at 0805 from 2 - 3 ft. bgs
4.8 - 5.8		1" brown sand lens at 8.9 ft bgs			0.0	
5.8 - 6.8		1" brown medium to fine grained sand lens at 9.8 ft bgs	60/60		0.0	
6.8 - 10.8		SILTY CLAY - brown			0.0	
10.8 - 12.8		SAND - brown, medium to fine grained	50/60		0.0	
12.8 - 14.8		SILTY CLAY - brown			0.0	
14.8 - 16.8		SAND - brown, fine to medium grained			0.0	
16.8 - 18.8		SILTY CLAY - brown			0.0	
18.8 - 20.8		SAND - brown, medium to fine grained, well sorted	49/60		0.0	
20.8 - 22.8		SAND - brown, coarse to fine grained, some GRAVEL, poorly sorted			0.0	IMW-103(19 - 20 ft.) collected at 0900 from 19 ft. bgs
22.8 - 24.8		SILTY CLAY - brown			0.0	
24.8 - 26.8		SAND - brown, coarse to fine grained	48/60		0.0	
26.8 - 28.8		SILTY CLAY - gray, trace SAND, coarse to fine grained				
28.8 - 30.8		SANDSTONE - brown to tan, top weathered				
30.8 - 45.0		(St. Peter Sandstone)				
Boring terminated at 45.0 ft bgs						

Monitoring Well
IMW-103
TOC elev: 532.17











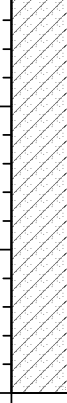


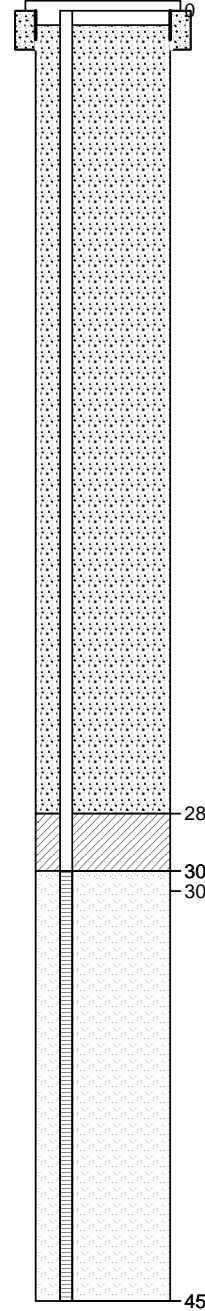
Illinois Environmental Protection Agency
Hoxsey Property Investigation
Wedron, LaSalle County, Illinois

HWA 8317 - Tasks 009 & 011

Beginning Date : 10 September 2013
End Date : 10 September 2013
Drilling Method : Hollow Stem Auger (HSA)
Drilling Co. : Earth Solutions
Weston Geoscientist : J. Klemp

Total Boring Depth : 45.0 ft bgs
Location : County Rte. 21 ROW
Borehole Diameter : 8-inch
Screen Interval : 30.0 to 45.0 feet bgs

Depth in Feet	GRAPHIC	DESCRIPTION	Recovery (in/in)	Sample	Head Space (PID Meter Units)	REMARKS
0		FILL - crushed SAND and GRAVEL			0.0	
0 - 3		SILTY CLAY - brown, some SAND, coarse to fine grained, dry	48/60	☒	0.0	IMW-104(1 - 3 ft.) collected at 1220 from 2 - 3 ft. bgs
5			48/60		0.0	
10		SAND - brown, fine to medium grained, dry			0.0	
15		SILTY CLAY - gray, some SAND, coarse to fine grained, moist	44/60		0.0	
15 - 20		0.01" thick fine sand layers every 3 - 4"	40/60		0.0	
20		SAND - brown, medium to fine grained, moist	36/60	☒	0.0	IMW-104(18 - 20 ft.) collected at 1240 from 19 - 20 ft. bgs
25		SILTY CLAY - brown, moist			0.0	
25 - 28		SAND lenses at 23.5 and 23.8 ft bgs			0.0	
28 - 30		SANDSTONE - brown, weathered (St. Peter Sandstone)			0.0	
30 - 45						Split spoons and hollow stem augers advanced to 28 ft bgs. Bedrock drilled with hollow stem augers. Monitoring well constructed of Schedule 40 PVC materials with a 15-ft length of 0.01-slotted screen. Bentonite Chips (0.5 - 28.0 ft.) Bentonite Pellets (28.0 - 30.0 ft.) 10 - 20 Silica Sand Pack (30.0 - 45.0 ft.)
45		Boring terminated at 45.0 ft bgs				



APPENDIX B

Laboratory Analytical Results and Data Validation Reports

**ILLINOIS ENVIRONMENTAL PROTECTION AGENCY
 HOXSEY PROPERTY
 WEDRON, LASALLE COUNTY, ILLINOIS
 DATA VALIDATION REPORT**

Date: October 21, 2013

Laboratory: Pace Analytical Services, Inc (Indianapolis/Green Bay/New Orleans)

Laboratory Project #: 5086666

Data Validation Performed By: Diane Quigley (Weston)

Weston Work Order #: 01104.020.006

This data validation report has been prepared by Weston. This report documents the data validation for 8 soil samples, 1 equipment blank and 1 disposal sample collected for the Illinois Environmental Protection Agency, Hoxsey Property project. At least one sample was analyzed for each of the parameters listed below, following the stated methods:

- Lead – SW846 Method 3050/6010 (ICP)
- PAH – SW846 Method 3546/8270C SIMs (GC/MS)
- Semivolatiles (SVOA) – SW846 Method 3546/8270C (GC/MS)
- Volatiles (VOA) SW846 Method 8260 (GC/MS)
- Fractional Organic Carbon (FOC) and Percent Moisture by Method ASTM D2974-87 (FOC determined by multiplying Soil Organic Matter (SOM) by .58 % of Organic Matter in SOM), pH – SW846 Method 9045
- Mercury – SW846 Method 7470, TCLP Metals/Mercury (1311/6010/7470), Reactive Cyanide (SW846 Method 7.3.3.2), Reactive Sulfide (SW846 Method 7.3.4.2), TCLP Pesticides (1311/8081), TCLP Herbicides (1311/8151), PCBs (8082), TCLP SVOAs (1311/8270), TCLP VOAs (1311/8260), Flashpoint (EPA 1010) and Paint Filter Liquid Test (EPA 9095)

The data validation was conducted in general accordance with the U.S. EPA “Contract Laboratory Program National Functional Guidelines (NFG) for Superfund Organic and Inorganic Data Review” and the applicable methods listed above.

General

1 Samples

The following table summarizes the samples for which this data validation is being conducted.

Samples	Lab ID 5086666	Analysis	Date Collected
IMW-101 (1-3)	001	Lead, PAH, SVOA, VOA, pH	09/09/13
IMW-101 (18-20)	002	Lead, PAH, SVOA, VOA, pH	09/09/13
IMW-102 (5-6)	003	Lead, PAH, SVOA, VOA, pH	09/10/13
IMW-102 (17-18)	004	Lead, PAH, SVOA, VOA, pH	09/10/13

Samples	Lab ID 5086666	Analysis	Date Collected
IMW-104 (1-3)	005	Lead, PAH, SVOA,VOA, pH, FOC	09/10/13
IMW-104 (18-20)	006	Lead, PAH, SVOA,VOA, pH, FOC	09/10/13
IMW-103 (1-3)	007	Lead, PAH, SVOA,VOA, pH, FOC	09/11/13
IMW-103 (18-20)	008	Lead, PAH, SVOA,VOA, pH, FOC	09/11/13
EB-1	009	Lead PAH, SVOA, VOA	09/11/13
DISPOSAL	010	PCBs, TCLP Metals/Hg, TCLP SVOA, TCLP VOA, Flashpoint, pH, Paint Filter Liquid Test, TCLP Pesticides/Herbicides, Reactive Cyanide, Reactive Sulfide	09/11/13

2 Holding Times / Sample Receipt

All samples were received by the laboratory on 09/12/13 in good condition. Samples were received intact and under custody. All samples were analyzed within method required holding times with the following exception: FOC was analyzed outside of holding times for samples IMW-104 (1-3), IMW-104 (18-20), IMW-103 (1-3), and IMW-103 (18-20). The FOC results in these samples were estimated (J).

The laboratory noted cooler temperatures at 19.1 and 11.5. All results were estimated (J/UJ) and volatile non-detected results were rejected (R).

Lead

All QC criteria were met; therefore, no further qualifications were made.

EB-1 was the equipment blank and it was free of contamination.

PAH by SIM

1 Method Blank

All method blanks were free of contamination.

2 Surrogates

All surrogates (2-fluorobiphenyl and p-terphenyl-d14) had all recoveries within required control limits.

3 Laboratory Control Samples

All LCS and LCSDs had all recoveries within the laboratory required control limits.

4 Matrix Spike

Matrix QC was presented for sample 5086666007 (IMW-1030-050813) and all recoveries and RPDs were within required control limits.

5 Equipment Blank

EB-1 was the equipment blank and it was free of contamination.

6 Reporting Limits/Sample Quantitation

Naphthalene was analyzed at a dilution in sample 5086666001.

SVOA

1 Method Blank

All method blanks were free of contamination.

2 Surrogates

All surrogates (2-fluorobiphenyl, p-terphenyl-d14, phenol-d5, 2-fluorophenol and 2,4,6-tribromophenol) had all recoveries within required control limits with the following exception: p-terphenyl-d14 recovered above (116%) QC limits of 26-110 in sample 5086666002. Since all results were non-detect, no action was necessary.

3 Laboratory Control Samples

All LCS and LCSDs had all recoveries within the laboratory required control limits.

4 Matrix Spike

Matrix QC was presented for sample 5086666007 (IMW-1030-050813). All recoveries and RPDs were within required control limits.

5 Equipment Blank

EB-1 was the equipment blank and it was free of contamination.

6 Reporting Limits/Sample Quantitation

Phenol was analyzed at a five-fold dilution in sample 5086666001.

VOC

1 Method Blank

All method blanks were free of contamination.

2 Surrogates

All surrogates (4-bromofluorobenzene, dibromofluoromethane and toluene-d8) had all recoveries within required control limits with the following exception: dibromofluoromethane recovered below (75%) QC limits of 85-118 in sample 5086666002. Positive and non-detected results would have been estimated in sample 5086666002 due to potential low bias. However, due to high cooler receipt temperatures, all positive volatile results were estimated (J) and all non-detected volatile results were rejected (R) in all samples.

3 Laboratory Control Samples

All LCS recoveries were within the laboratory required control limits with the following exceptions: LCS 981175 and LCS 981183 had methylene chloride recoveries (50% and 52% respectively) below the QC limits of 57-142. The non-detected methylene chloride results in samples 5086666001 through 5086666007 would have been estimated (UJ) due to potential low bias. However, due to high cooler receipt temperatures, all non-detected volatile results were rejected (R) in all samples.

4 Matrix Spike

Matrix QC was presented for sample 5086666007 and all recoveries and RPDs were within required control limits with the following exceptions: 1,1,2,2-tetrachloroethane (RPD 23), chlorobenzene (RPD 39), ethylbenzene (RPD 36), styrene (46), tetrachloroethene (RPD 21) and xylene (Total, RPD 46). The positive and non-detected results for these compounds would have been estimated (J/UJ) in parent sample 5086666007; direction of bias indeterminate. However, due to high cooler receipt temperatures, all non-detected volatile results were rejected (R) in all samples.

5 Trip Blank/Equipment Blank

EB-1 was the equipment blank and it was free of contamination.

6 Reporting Limits/Sample Quantitation

No sample required dilutions.

FOC and pH

FOC was analyzed outside of holding times for samples IMW-104 (1-3), IMW-104 (18-20), IMW-103 (1-3), and IMW-103 (18-20). The FOC results in these samples were estimated (J).

DISPOSAL - Mercury – SW846 Method 7470, TCLP Metals/Mercury (1311/6010/7470), Reactive Cyanide (SW846 Method 7.3.3.2), Reactive Sulfide (SW846 Method 7.3.4.2), TCLP Pesticides (1311/8081), TCLP Herbicides (1311/8151), PCBs (8082), TCLP SVOAs (1311/8270), TCLP VOAs (1311/8260), Flashpoint (EPA 1010) and Paint Filter Liquid Test (EPA 9095)

All QC for the analytical methods listed above were reviewed. QC was performed on sample 5086666010 and all QC criteria were met; therefore, no further qualifications were made to the disposal sample results.

Overall Assessment

Based on the quality control data presented, this validation review, and the required qualifiers, all of the results are acceptable for use except for the non-detected volatile results which were rejected due to high cooler temperature.

September 27, 2013

Mr. Andris Slesers
Weston Solutions
750 E. Bunker Court
Suite 500
Vernon Hills, IL 60061

RE: Project: Hoxsey Property
Pace Project No.: 5086666

Dear Mr. Slesers:

Enclosed are the analytical results for sample(s) received by the laboratory on September 12, 2013. The results relate only to the samples included in this report. Results reported herein conform to the most current TNI standards and the laboratory's Quality Assurance Manual, where applicable, unless otherwise noted in the body of the report.

If you have any questions concerning this report, please feel free to contact me.

Sincerely,



Kenneth Hunt

kenneth.hunt@pacelabs.com
Project Manager

Enclosures



REPORT OF LABORATORY ANALYSIS

This report shall not be reproduced, except in full,
without the written consent of Pace Analytical Services, Inc..



Pace Analytical Services, Inc.

1233 Dublin Road

Columbus, OH 43215

(614)486-5421

Pace Analytical Services, Inc.

7726 Moller Road

Indianapolis, IN 46268

(317)875-5894

CERTIFICATIONS

Project: Hoxsey Property

Pace Project No.: 5086666

Green Bay Certification IDs

1241 Bellevue Street, Green Bay, WI 54302

Florida/NELAP Certification #: E87948

Illinois Certification #: 200050

Kentucky Certification #: 82

Louisiana Certification #: 04168

Minnesota Certification #: 055-999-334

New York Certification #: 11888

North Dakota Certification #: R-150

South Carolina Certification #: 83006001

US Dept of Agriculture #: S-76505

Wisconsin Certification #: 405132750

Indiana Certification IDs

7726 Moller Road, Indianapolis, IN 46268

Illinois Certification #: 200074

Indiana Certification #: C-49-06

Kansas Certification #: E-10247

Kentucky Certification #: 0042

Louisiana/NELAC Certification #: 04076

Ohio VAP Certification #: 101170-0

Pennsylvania Certification #: 68-04991

West Virginia Certification #: 330

REPORT OF LABORATORY ANALYSIS

This report shall not be reproduced, except in full,
without the written consent of Pace Analytical Services, Inc..

SAMPLE SUMMARY

Project: Hoxsey Property

Pace Project No.: 5086666

Lab ID	Sample ID	Matrix	Date Collected	Date Received
5086666001	IMW-101 (1-3)	Solid	09/09/13 11:00	09/12/13 11:20
5086666002	IMW-101 (18-20)	Solid	09/09/13 11:30	09/12/13 11:20
5086666003	IMW-102 (5-6)	Solid	09/10/13 08:00	09/12/13 11:20
5086666004	IMW-102 (17-18)	Solid	09/10/13 08:20	09/12/13 11:20
5086666005	IMW-104 (1-3)	Solid	09/10/13 12:20	09/12/13 11:20
5086666006	IMW-104 (18-20)	Solid	09/10/13 12:40	09/12/13 11:20
5086666007	IMW-103 (1-3)	Solid	09/11/13 08:05	09/12/13 11:20
5086666008	IMW-103 (18-20)	Solid	09/11/13 09:00	09/12/13 11:20
5086666009	EB-1	Water	09/11/13 10:00	09/12/13 11:20
5086666010	DISPOSAL	Solid	09/11/13 14:00	09/12/13 11:20

REPORT OF LABORATORY ANALYSIS

This report shall not be reproduced, except in full,
without the written consent of Pace Analytical Services, Inc..

SAMPLE ANALYTE COUNT

Project: Hoxsey Property
Pace Project No.: 5086666

Lab ID	Sample ID	Method	Analysts	Analytes Reported	Laboratory
5086666001	IMW-101 (1-3)	EPA 6010	FRW	1	PASI-I
		EPA 8270 by SIM	CEM	19	PASI-I
		EPA 8270	KES	53	PASI-I
		EPA 8260	GRM	38	PASI-I
		ASTM D2974-87	DDM	1	PASI-I
		EPA 9045	TPD	1	PASI-I
5086666002	IMW-101 (18-20)	EPA 6010	FRW	1	PASI-I
		EPA 8270 by SIM	CEM	19	PASI-I
		EPA 8270	KES	53	PASI-I
		EPA 8260	GRM	38	PASI-I
		ASTM D2974-87	DDM	1	PASI-I
		EPA 9045	TPD	1	PASI-I
5086666003	IMW-102 (5-6)	EPA 6010	FRW	1	PASI-I
		EPA 8270 by SIM	CEM	19	PASI-I
		EPA 8270	KES	53	PASI-I
		EPA 8260	GRM	38	PASI-I
		ASTM D2974-87	DDM	1	PASI-I
		EPA 9045	TPD	1	PASI-I
5086666004	IMW-102 (17-18)	EPA 6010	FRW	1	PASI-I
		EPA 8270 by SIM	CEM	19	PASI-I
		EPA 8270	KES	53	PASI-I
		EPA 8260	GRM	38	PASI-I
		ASTM D2974-87	DDM	1	PASI-I
		EPA 9045	TPD	1	PASI-I
5086666005	IMW-104 (1-3)	EPA 6010	FRW	1	PASI-I
		EPA 8270 by SIM	CEM	19	PASI-I
		EPA 8270	KES	53	PASI-I
		EPA 8260	GRM	38	PASI-I
		ASTM D2974-87	DDM	1	PASI-I
		EPA 9045	TPD	1	PASI-I
5086666006	IMW-104 (18-20)	EPA 6010	FRW	1	PASI-I
		EPA 8270 by SIM	CEM	19	PASI-I
		EPA 8270	KES	53	PASI-I
		EPA 8260	GRM	38	PASI-I
		ASTM D2974-87	DDM	1	PASI-I
		EPA 9045	TPD	1	PASI-I

REPORT OF LABORATORY ANALYSIS

This report shall not be reproduced, except in full,
without the written consent of Pace Analytical Services, Inc..

SAMPLE ANALYTE COUNT

Project: Hoxsey Property

Pace Project No.: 5086666

Lab ID	Sample ID	Method	Analysts	Analytes Reported	Laboratory
5086666007	IMW-103 (1-3)	ASTM D2974-87	HKV	1	PASI-G
		EPA 6010	FRW	1	PASI-I
		EPA 8270 by SIM	CEM	19	PASI-I
		EPA 8270	KES	53	PASI-I
		EPA 8260	GRM	38	PASI-I
		ASTM D2974-87	DDM	1	PASI-I
		EPA 9045	TPD	1	PASI-I
5086666008	IMW-103 (18-20)	ASTM D2974-87	HKV	1	PASI-G
		EPA 6010	FRW	1	PASI-I
		EPA 8270 by SIM	CEM	19	PASI-I
		EPA 8270	KES	53	PASI-I
		EPA 8260	GRM	38	PASI-I
		ASTM D2974-87	DDM	1	PASI-I
		EPA 9045	TPD	1	PASI-I
5086666009	EB-1	ASTM D2974-87	HKV	1	PASI-G
		EPA 6010	LLB	1	PASI-I
		EPA 8270 by SIM	CEM	19	PASI-I
		EPA 8270	KES	51	PASI-I
		EPA 8260	GRM	38	PASI-I
5086666010	DISPOSAL	EPA 8082	DMT	8	PASI-I
		EPA 6010	LLB	7	PASI-I
		EPA 7470	LLB	1	PASI-I
		EPA 8270	KES	18	PASI-I
		EPA 8260	RSW	13	PASI-I
		EPA 1010	WDB	1	PASI-I
		EPA 9045	TPD	1	PASI-I
		EPA 9095	MLS	1	PASI-I

REPORT OF LABORATORY ANALYSIS

This report shall not be reproduced, except in full,
without the written consent of Pace Analytical Services, Inc..

ANALYTICAL RESULTS

Project: Hoxsey Property
Pace Project No.: 5086666

Sample: IMW-101 (1-3) **Lab ID: 5086666001** Collected: 09/09/13 11:00 Received: 09/12/13 11:20 Matrix: Solid

Results reported on a "dry-weight" basis

Parameters	Results	Units	Report Limit	MDL	DF	Prepared	Analyzed	CAS No.	Qual
6010 MET ICP Analytical Method: EPA 6010 Preparation Method: EPA 3050									
Lead	46.5	mg/kg	2.0	1.0	1	09/14/13 09:23	09/16/13 09:21	7439-92-1	
8270 MSSV PAH by SIM Analytical Method: EPA 8270 by SIM Preparation Method: EPA 3546									
Acenaphthene	53.1	ug/kg	52.0	26.0	10	09/16/13 11:15	09/17/13 10:33	83-32-9	
Acenaphthylene	66.0	ug/kg	52.0	26.0	10	09/16/13 11:15	09/17/13 10:33	208-96-8	
Anthracene	33.2J	ug/kg	52.0	26.0	10	09/16/13 11:15	09/17/13 10:33	120-12-7	
Benzo(a)anthracene	66.0	ug/kg	52.0	26.0	10	09/16/13 11:15	09/17/13 10:33	56-55-3	
Benzo(a)pyrene	89.3	ug/kg	52.0	26.0	10	09/16/13 11:15	09/17/13 10:33	50-32-8	
Benzo(b)fluoranthene	127	ug/kg	52.0	26.0	10	09/16/13 11:15	09/17/13 10:33	205-99-2	
Benzo(g,h,i)perylene	192	ug/kg	52.0	26.0	10	09/16/13 11:15	09/17/13 10:33	191-24-2	
Benzo(k)fluoranthene	56.9	ug/kg	52.0	26.0	10	09/16/13 11:15	09/17/13 10:33	207-08-9	
Chrysene	90.8	ug/kg	52.0	26.0	10	09/16/13 11:15	09/17/13 10:33	218-01-9	
Dibenz(a,h)anthracene	ND	ug/kg	52.0	26.0	10	09/16/13 11:15	09/17/13 10:33	53-70-3	
Fluoranthene	145	ug/kg	52.0	26.0	10	09/16/13 11:15	09/17/13 10:33	206-44-0	
Fluorene	42.4J	ug/kg	52.0	26.0	10	09/16/13 11:15	09/17/13 10:33	86-73-7	
Indeno(1,2,3-cd)pyrene	68.3	ug/kg	52.0	26.0	10	09/16/13 11:15	09/17/13 10:33	193-39-5	
2-Methylnaphthalene	171	ug/kg	52.0	26.0	10	09/16/13 11:15	09/17/13 10:33	91-57-6	
Naphthalene	54.2	ug/kg	52.0	26.0	10	09/16/13 11:15	09/17/13 10:33	91-20-3	1d
Phenanthrene	98.9	ug/kg	52.0	26.0	10	09/16/13 11:15	09/17/13 10:33	85-01-8	
Pyrene	206	ug/kg	52.0	26.0	10	09/16/13 11:15	09/17/13 10:33	129-00-0	
Surrogates									
2-Fluorobiphenyl (S)	59 %.		38-110		10	09/16/13 11:15	09/17/13 10:33	321-60-8	
p-Terphenyl-d14 (S)	58 %.		32-111		10	09/16/13 11:15	09/17/13 10:33	1718-51-0	
8270 MSSV SHORT LIST MICROWAVE Analytical Method: EPA 8270 Preparation Method: EPA 3546									
4-Bromophenylphenyl ether	ND	ug/kg	1710	855	5	09/17/13 10:00	09/18/13 06:52	101-55-3	
Butylbenzylphthalate	ND	ug/kg	1710	855	5	09/17/13 10:00	09/18/13 06:52	85-68-7	
Carbazole	ND	ug/kg	1710	855	5	09/17/13 10:00	09/18/13 06:52	86-74-8	
4-Chloro-3-methylphenol	ND	ug/kg	3420	1710	5	09/17/13 10:00	09/18/13 06:52	59-50-7	
4-Chloroaniline	ND	ug/kg	3420	1710	5	09/17/13 10:00	09/18/13 06:52	106-47-8	
bis(2-Chloroethoxy)methane	ND	ug/kg	1710	855	5	09/17/13 10:00	09/18/13 06:52	111-91-1	
bis(2-Chloroethyl) ether	ND	ug/kg	1710	855	5	09/17/13 10:00	09/18/13 06:52	111-44-4	
2-Chloronaphthalene	ND	ug/kg	1710	855	5	09/17/13 10:00	09/18/13 06:52	91-58-7	
2-Chlorophenol	ND	ug/kg	1710	855	5	09/17/13 10:00	09/18/13 06:52	95-57-8	
4-Chlorophenylphenyl ether	ND	ug/kg	1710	855	5	09/17/13 10:00	09/18/13 06:52	7005-72-3	
Dibenzofuran	ND	ug/kg	1710	855	5	09/17/13 10:00	09/18/13 06:52	132-64-9	
1,2-Dichlorobenzene	ND	ug/kg	1710	855	5	09/17/13 10:00	09/18/13 06:52	95-50-1	
1,3-Dichlorobenzene	ND	ug/kg	1710	855	5	09/17/13 10:00	09/18/13 06:52	541-73-1	
1,4-Dichlorobenzene	ND	ug/kg	1710	855	5	09/17/13 10:00	09/18/13 06:52	106-46-7	
3,3'-Dichlorobenzidine	ND	ug/kg	3420	1710	5	09/17/13 10:00	09/18/13 06:52	91-94-1	
2,4-Dichlorophenol	ND	ug/kg	1710	855	5	09/17/13 10:00	09/18/13 06:52	120-83-2	
Diethylphthalate	ND	ug/kg	1710	855	5	09/17/13 10:00	09/18/13 06:52	84-66-2	
2,4-Dimethylphenol	ND	ug/kg	1710	855	5	09/17/13 10:00	09/18/13 06:52	105-67-9	
Dimethylphthalate	ND	ug/kg	1710	855	5	09/17/13 10:00	09/18/13 06:52	131-11-3	

REPORT OF LABORATORY ANALYSIS

This report shall not be reproduced, except in full,
without the written consent of Pace Analytical Services, Inc..

ANALYTICAL RESULTS

Project: Hoxsey Property

Pace Project No.: 5086666

Sample: IMW-101 (1-3) Lab ID: 5086666001 Collected: 09/09/13 11:00 Received: 09/12/13 11:20 Matrix: Solid

Results reported on a "dry-weight" basis

Parameters	Results	Units	Report Limit	MDL	DF	Prepared	Analyzed	CAS No.	Qual
------------	---------	-------	--------------	-----	----	----------	----------	---------	------

**8270 MSSV SHORT LIST
MICROWAVE**

Analytical Method: EPA 8270 Preparation Method: EPA 3546

Di-n-butylphthalate	ND	ug/kg	1710	855	5	09/17/13 10:00	09/18/13 06:52	84-74-2	
4,6-Dinitro-2-methylphenol	ND	ug/kg	8290	4140	5	09/17/13 10:00	09/18/13 06:52	534-52-1	
2,4-Dinitrophenol	ND	ug/kg	8290	8290	5	09/17/13 10:00	09/18/13 06:52	51-28-5	
2,4-Dinitrotoluene	ND	ug/kg	1710	855	5	09/17/13 10:00	09/18/13 06:52	121-14-2	
2,6-Dinitrotoluene	ND	ug/kg	1710	855	5	09/17/13 10:00	09/18/13 06:52	606-20-2	
Di-n-octylphthalate	ND	ug/kg	1710	855	5	09/17/13 10:00	09/18/13 06:52	117-84-0	
bis(2-Ethylhexyl)phthalate	ND	ug/kg	1710	855	5	09/17/13 10:00	09/18/13 06:52	117-81-7	
Hexachloro-1,3-butadiene	ND	ug/kg	1710	855	5	09/17/13 10:00	09/18/13 06:52	87-68-3	
Hexachlorobenzene	ND	ug/kg	1710	855	5	09/17/13 10:00	09/18/13 06:52	118-74-1	
Hexachlorocyclopentadiene	ND	ug/kg	1710	1710	5	09/17/13 10:00	09/18/13 06:52	77-47-4	
Hexachloroethane	ND	ug/kg	1710	855	5	09/17/13 10:00	09/18/13 06:52	67-72-1	
Isophorone	ND	ug/kg	1710	855	5	09/17/13 10:00	09/18/13 06:52	78-59-1	
2-Methylphenol(o-Cresol)	ND	ug/kg	1710	855	5	09/17/13 10:00	09/18/13 06:52	95-48-7	
3&4-Methylphenol(m&p Cresol)	ND	ug/kg	3420	1710	5	09/17/13 10:00	09/18/13 06:52		
2-Nitroaniline	ND	ug/kg	8290	4140	5	09/17/13 10:00	09/18/13 06:52	88-74-4	
3-Nitroaniline	ND	ug/kg	8290	4140	5	09/17/13 10:00	09/18/13 06:52	99-09-2	
4-Nitroaniline	ND	ug/kg	8290	4140	5	09/17/13 10:00	09/18/13 06:52	100-01-6	
Nitrobenzene	ND	ug/kg	1710	855	5	09/17/13 10:00	09/18/13 06:52	98-95-3	
2-Nitrophenol	ND	ug/kg	1710	855	5	09/17/13 10:00	09/18/13 06:52	88-75-5	
4-Nitrophenol	ND	ug/kg	8290	4140	5	09/17/13 10:00	09/18/13 06:52	100-02-7	
N-Nitroso-di-n-propylamine	ND	ug/kg	1710	855	5	09/17/13 10:00	09/18/13 06:52	621-64-7	
N-Nitrosodiphenylamine	ND	ug/kg	1710	855	5	09/17/13 10:00	09/18/13 06:52	86-30-6	
2,2'-Oxybis(1-chloropropane)	ND	ug/kg	1710	855	5	09/17/13 10:00	09/18/13 06:52	108-60-1	
Pentachlorophenol	ND	ug/kg	8290	8290	5	09/17/13 10:00	09/18/13 06:52	87-86-5	
Phenol	ND	ug/kg	1710	855	5	09/17/13 10:00	09/18/13 06:52	108-95-2	2d
1,2,4-Trichlorobenzene	ND	ug/kg	1710	855	5	09/17/13 10:00	09/18/13 06:52	120-82-1	
2,4,5-Trichlorophenol	ND	ug/kg	1710	855	5	09/17/13 10:00	09/18/13 06:52	95-95-4	
2,4,6-Trichlorophenol	ND	ug/kg	1710	855	5	09/17/13 10:00	09/18/13 06:52	88-06-2	

Surrogates

Nitrobenzene-d5 (S)	73 %		28-101		5	09/17/13 10:00	09/18/13 06:52	4165-60-0	
2-Fluorobiphenyl (S)	85 %		31-94		5	09/17/13 10:00	09/18/13 06:52	321-60-8	
p-Terphenyl-d14 (S)	91 %		26-110		5	09/17/13 10:00	09/18/13 06:52	1718-51-0	
Phenol-d5 (S)	74 %		28-101		5	09/17/13 10:00	09/18/13 06:52	4165-62-2	
2-Fluorophenol (S)	75 %		24-104		5	09/17/13 10:00	09/18/13 06:52	367-12-4	
2,4,6-Tribromophenol (S)	82 %		16-122		5	09/17/13 10:00	09/18/13 06:52	118-79-6	

8260 MSV 5035A VOA

Analytical Method: EPA 8260

Acetone	61.8J	ug/kg	83.1	41.5	1		09/18/13 18:22	67-64-1	
Benzene	ND	ug/kg	4.2	0.83	1		09/18/13 18:22	71-43-2	
Bromodichloromethane	ND	ug/kg	4.2	2.1	1		09/18/13 18:22	75-27-4	
Bromoform	ND	ug/kg	4.2	2.1	1		09/18/13 18:22	75-25-2	
Bromomethane	ND	ug/kg	4.2	2.1	1		09/18/13 18:22	74-83-9	
2-Butanone (MEK)	ND	ug/kg	20.8	10	1		09/18/13 18:22	78-93-3	
Carbon disulfide	ND	ug/kg	8.3	2.1	1		09/18/13 18:22	75-15-0	

REPORT OF LABORATORY ANALYSIS

This report shall not be reproduced, except in full,
without the written consent of Pace Analytical Services, Inc..

ANALYTICAL RESULTS

Project: Hoxsey Property
Pace Project No.: 5086666

Sample: IMW-101 (1-3) **Lab ID: 508666001** Collected: 09/09/13 11:00 Received: 09/12/13 11:20 Matrix: Solid

Results reported on a "dry-weight" basis

Parameters	Results	Units	Report Limit	MDL	DF	Prepared	Analyzed	CAS No.	Qual
8260 MSV 5035A VOA		Analytical Method: EPA 8260							
Carbon tetrachloride	ND	ug/kg	4.2	2.1	1		09/18/13 18:22	56-23-5	
Chlorobenzene	ND	ug/kg	4.2	2.1	1		09/18/13 18:22	108-90-7	
Chloroethane	ND	ug/kg	4.2	2.1	1		09/18/13 18:22	75-00-3	
Chloroform	ND	ug/kg	4.2	2.1	1		09/18/13 18:22	67-66-3	
Chloromethane	ND	ug/kg	4.2	2.1	1		09/18/13 18:22	74-87-3	
Dibromochloromethane	ND	ug/kg	4.2	2.1	1		09/18/13 18:22	124-48-1	
1,1-Dichloroethane	ND	ug/kg	4.2	2.1	1		09/18/13 18:22	75-34-3	
1,2-Dichloroethane	ND	ug/kg	4.2	2.1	1		09/18/13 18:22	107-06-2	
1,1-Dichloroethene	ND	ug/kg	4.2	2.1	1		09/18/13 18:22	75-35-4	
cis-1,2-Dichloroethene	ND	ug/kg	4.2	2.1	1		09/18/13 18:22	156-59-2	
trans-1,2-Dichloroethene	ND	ug/kg	4.2	2.1	1		09/18/13 18:22	156-60-5	
1,2-Dichloropropane	ND	ug/kg	4.2	2.1	1		09/18/13 18:22	78-87-5	
cis-1,3-Dichloropropene	ND	ug/kg	4.2	2.1	1		09/18/13 18:22	10061-01-5	
trans-1,3-Dichloropropene	ND	ug/kg	4.2	2.1	1		09/18/13 18:22	10061-02-6	
Ethylbenzene	ND	ug/kg	4.2	2.1	1		09/18/13 18:22	100-41-4	
2-Hexanone	ND	ug/kg	83.1	41.5	1		09/18/13 18:22	591-78-6	
Methylene Chloride	ND	ug/kg	16.6	8.3	1		09/18/13 18:22	75-09-2	
4-Methyl-2-pentanone (MIBK)	ND	ug/kg	20.8	10	1		09/18/13 18:22	108-10-1	
Methyl-tert-butyl ether	ND	ug/kg	4.2	1.2	1		09/18/13 18:22	1634-04-4	
Styrene	ND	ug/kg	4.2	2.1	1		09/18/13 18:22	100-42-5	
1,1,2,2-Tetrachloroethane	ND	ug/kg	4.2	2.1	1		09/18/13 18:22	79-34-5	
Tetrachloroethene	ND	ug/kg	4.2	1.6	1		09/18/13 18:22	127-18-4	
Toluene	ND	ug/kg	4.2	2.1	1		09/18/13 18:22	108-88-3	
1,1,1-Trichloroethane	ND	ug/kg	4.2	2.1	1		09/18/13 18:22	71-55-6	
1,1,2-Trichloroethane	ND	ug/kg	4.2	2.1	1		09/18/13 18:22	79-00-5	
Trichloroethene	ND	ug/kg	4.2	1.4	1		09/18/13 18:22	79-01-6	
Vinyl chloride	ND	ug/kg	4.2	2.1	1		09/18/13 18:22	75-01-4	
Xylene (Total)	ND	ug/kg	8.3	4.2	1		09/18/13 18:22	1330-20-7	
Surrogates									
Dibromofluoromethane (S)	113 %.		85-118		1		09/18/13 18:22	1868-53-7	
Toluene-d8 (S)	96 %.		71-128		1		09/18/13 18:22	2037-26-5	
4-Bromofluorobenzene (S)	97 %.		56-144		1		09/18/13 18:22	460-00-4	
Percent Moisture		Analytical Method: ASTM D2974-87							
Percent Moisture	4.1 %		0.10	0.10	1		09/16/13 18:28		
9045 pH Soil		Analytical Method: EPA 9045							
pH at 25 Degrees C	9.1 Std. Units		0.10		1		09/16/13 10:29		

REPORT OF LABORATORY ANALYSIS

This report shall not be reproduced, except in full,
without the written consent of Pace Analytical Services, Inc..

ANALYTICAL RESULTS

Project: Hoxsey Property
Pace Project No.: 5086666

Sample: IMW-101 (18-20) **Lab ID: 508666002** Collected: 09/09/13 11:30 Received: 09/12/13 11:20 Matrix: Solid

Results reported on a "dry-weight" basis

Parameters	Results	Units	Report Limit	MDL	DF	Prepared	Analyzed	CAS No.	Qual
6010 MET ICP Analytical Method: EPA 6010 Preparation Method: EPA 3050									
Lead	9.1	mg/kg	2.1	1.1	1	09/14/13 09:23	09/16/13 09:24	7439-92-1	
8270 MSSV PAH by SIM Analytical Method: EPA 8270 by SIM Preparation Method: EPA 3546									
Acenaphthene	5.9	ug/kg	5.8	2.9	1	09/16/13 11:15	09/17/13 10:51	83-32-9	
Acenaphthylene	ND	ug/kg	5.8	2.9	1	09/16/13 11:15	09/17/13 10:51	208-96-8	
Anthracene	4.3J	ug/kg	5.8	2.9	1	09/16/13 11:15	09/17/13 10:51	120-12-7	
Benzo(a)anthracene	ND	ug/kg	5.8	2.9	1	09/16/13 11:15	09/17/13 10:51	56-55-3	
Benzo(a)pyrene	ND	ug/kg	5.8	2.9	1	09/16/13 11:15	09/17/13 10:51	50-32-8	
Benzo(b)fluoranthene	ND	ug/kg	5.8	2.9	1	09/16/13 11:15	09/17/13 10:51	205-99-2	
Benzo(g,h,i)perylene	ND	ug/kg	5.8	2.9	1	09/16/13 11:15	09/17/13 10:51	191-24-2	
Benzo(k)fluoranthene	ND	ug/kg	5.8	2.9	1	09/16/13 11:15	09/17/13 10:51	207-08-9	
Chrysene	ND	ug/kg	5.8	2.9	1	09/16/13 11:15	09/17/13 10:51	218-01-9	
Dibenz(a,h)anthracene	ND	ug/kg	5.8	2.9	1	09/16/13 11:15	09/17/13 10:51	53-70-3	
Fluoranthene	5.7J	ug/kg	5.8	2.9	1	09/16/13 11:15	09/17/13 10:51	206-44-0	
Fluorene	17.1	ug/kg	5.8	2.9	1	09/16/13 11:15	09/17/13 10:51	86-73-7	
Indeno(1,2,3-cd)pyrene	ND	ug/kg	5.8	2.9	1	09/16/13 11:15	09/17/13 10:51	193-39-5	
2-Methylnaphthalene	812	ug/kg	5.8	2.9	1	09/16/13 11:15	09/17/13 10:51	91-57-6	
Naphthalene	562	ug/kg	5.8	2.9	1	09/16/13 11:15	09/17/13 10:51	91-20-3	
Phenanthrene	30.3	ug/kg	5.8	2.9	1	09/16/13 11:15	09/17/13 10:51	85-01-8	
Pyrene	9.8	ug/kg	5.8	2.9	1	09/16/13 11:15	09/17/13 10:51	129-00-0	
Surrogates									
2-Fluorobiphenyl (S)	72 %.		38-110		1	09/16/13 11:15	09/17/13 10:51	321-60-8	
p-Terphenyl-d14 (S)	79 %.		32-111		1	09/16/13 11:15	09/17/13 10:51	1718-51-0	
8270 MSSV SHORT LIST MICROWAVE Analytical Method: EPA 8270 Preparation Method: EPA 3546									
4-Bromophenylphenyl ether	ND	ug/kg	375	187	1	09/17/13 10:00	09/18/13 05:10	101-55-3	
Butylbenzylphthalate	ND	ug/kg	375	187	1	09/17/13 10:00	09/18/13 05:10	85-68-7	
Carbazole	ND	ug/kg	375	187	1	09/17/13 10:00	09/18/13 05:10	86-74-8	
4-Chloro-3-methylphenol	ND	ug/kg	750	375	1	09/17/13 10:00	09/18/13 05:10	59-50-7	
4-Chloroaniline	ND	ug/kg	750	375	1	09/17/13 10:00	09/18/13 05:10	106-47-8	
bis(2-Chloroethoxy)methane	ND	ug/kg	375	187	1	09/17/13 10:00	09/18/13 05:10	111-91-1	
bis(2-Chloroethyl) ether	ND	ug/kg	375	187	1	09/17/13 10:00	09/18/13 05:10	111-44-4	
2-Chloronaphthalene	ND	ug/kg	375	187	1	09/17/13 10:00	09/18/13 05:10	91-58-7	
2-Chlorophenol	ND	ug/kg	375	187	1	09/17/13 10:00	09/18/13 05:10	95-57-8	
4-Chlorophenylphenyl ether	ND	ug/kg	375	187	1	09/17/13 10:00	09/18/13 05:10	7005-72-3	
Dibenzofuran	ND	ug/kg	375	187	1	09/17/13 10:00	09/18/13 05:10	132-64-9	
1,2-Dichlorobenzene	ND	ug/kg	375	187	1	09/17/13 10:00	09/18/13 05:10	95-50-1	
1,3-Dichlorobenzene	ND	ug/kg	375	187	1	09/17/13 10:00	09/18/13 05:10	541-73-1	
1,4-Dichlorobenzene	ND	ug/kg	375	187	1	09/17/13 10:00	09/18/13 05:10	106-46-7	
3,3'-Dichlorobenzidine	ND	ug/kg	750	375	1	09/17/13 10:00	09/18/13 05:10	91-94-1	
2,4-Dichlorophenol	ND	ug/kg	375	187	1	09/17/13 10:00	09/18/13 05:10	120-83-2	
Diethylphthalate	ND	ug/kg	375	187	1	09/17/13 10:00	09/18/13 05:10	84-66-2	
2,4-Dimethylphenol	ND	ug/kg	375	187	1	09/17/13 10:00	09/18/13 05:10	105-67-9	
Dimethylphthalate	ND	ug/kg	375	187	1	09/17/13 10:00	09/18/13 05:10	131-11-3	

REPORT OF LABORATORY ANALYSIS

This report shall not be reproduced, except in full,
without the written consent of Pace Analytical Services, Inc..

ANALYTICAL RESULTS

Project: Hoxsey Property

Pace Project No.: 5086666

Sample: IMW-101 (18-20) Lab ID: 508666002 Collected: 09/09/13 11:30 Received: 09/12/13 11:20 Matrix: Solid

Results reported on a "dry-weight" basis

Parameters	Results	Units	Report Limit	MDL	DF	Prepared	Analyzed	CAS No.	Qual
------------	---------	-------	-----------------	-----	----	----------	----------	---------	------

**8270 MSSV SHORT LIST
MICROWAVE**

Analytical Method: EPA 8270 Preparation Method: EPA 3546

Di-n-butylphthalate	ND ug/kg		375	187	1	09/17/13 10:00	09/18/13 05:10	84-74-2	
4,6-Dinitro-2-methylphenol	ND ug/kg		1820	909	1	09/17/13 10:00	09/18/13 05:10	534-52-1	
2,4-Dinitrophenol	ND ug/kg		1820	1820	1	09/17/13 10:00	09/18/13 05:10	51-28-5	
2,4-Dinitrotoluene	ND ug/kg		375	187	1	09/17/13 10:00	09/18/13 05:10	121-14-2	
2,6-Dinitrotoluene	ND ug/kg		375	187	1	09/17/13 10:00	09/18/13 05:10	606-20-2	
Di-n-octylphthalate	ND ug/kg		375	187	1	09/17/13 10:00	09/18/13 05:10	117-84-0	
bis(2-Ethylhexyl)phthalate	ND ug/kg		375	187	1	09/17/13 10:00	09/18/13 05:10	117-81-7	
Hexachloro-1,3-butadiene	ND ug/kg		375	187	1	09/17/13 10:00	09/18/13 05:10	87-68-3	
Hexachlorobenzene	ND ug/kg		375	187	1	09/17/13 10:00	09/18/13 05:10	118-74-1	
Hexachlorocyclopentadiene	ND ug/kg		375	375	1	09/17/13 10:00	09/18/13 05:10	77-47-4	
Hexachloroethane	ND ug/kg		375	187	1	09/17/13 10:00	09/18/13 05:10	67-72-1	
Isophorone	ND ug/kg		375	187	1	09/17/13 10:00	09/18/13 05:10	78-59-1	
2-Methylphenol(o-Cresol)	ND ug/kg		375	187	1	09/17/13 10:00	09/18/13 05:10	95-48-7	
3&4-Methylphenol(m&p Cresol)	ND ug/kg		750	375	1	09/17/13 10:00	09/18/13 05:10		
2-Nitroaniline	ND ug/kg		1820	909	1	09/17/13 10:00	09/18/13 05:10	88-74-4	
3-Nitroaniline	ND ug/kg		1820	909	1	09/17/13 10:00	09/18/13 05:10	99-09-2	
4-Nitroaniline	ND ug/kg		1820	909	1	09/17/13 10:00	09/18/13 05:10	100-01-6	
Nitrobenzene	ND ug/kg		375	187	1	09/17/13 10:00	09/18/13 05:10	98-95-3	
2-Nitrophenol	ND ug/kg		375	187	1	09/17/13 10:00	09/18/13 05:10	88-75-5	
4-Nitrophenol	ND ug/kg		1820	909	1	09/17/13 10:00	09/18/13 05:10	100-02-7	
N-Nitroso-di-n-propylamine	ND ug/kg		375	187	1	09/17/13 10:00	09/18/13 05:10	621-64-7	
N-Nitrosodiphenylamine	ND ug/kg		375	187	1	09/17/13 10:00	09/18/13 05:10	86-30-6	
2,2'-Oxybis(1-chloropropane)	ND ug/kg		375	187	1	09/17/13 10:00	09/18/13 05:10	108-60-1	
Pentachlorophenol	ND ug/kg		1820	1820	1	09/17/13 10:00	09/18/13 05:10	87-86-5	
Phenol	ND ug/kg		375	187	1	09/17/13 10:00	09/18/13 05:10	108-95-2	
1,2,4-Trichlorobenzene	ND ug/kg		375	187	1	09/17/13 10:00	09/18/13 05:10	120-82-1	
2,4,5-Trichlorophenol	ND ug/kg		375	187	1	09/17/13 10:00	09/18/13 05:10	95-95-4	
2,4,6-Trichlorophenol	ND ug/kg		375	187	1	09/17/13 10:00	09/18/13 05:10	88-06-2	

Surrogates

Nitrobenzene-d5 (S)	79 %.		28-101		1	09/17/13 10:00	09/18/13 05:10	4165-60-0	
2-Fluorobiphenyl (S)	88 %.		31-94		1	09/17/13 10:00	09/18/13 05:10	321-60-8	
p-Terphenyl-d14 (S)	116 %.		26-110		1	09/17/13 10:00	09/18/13 05:10	1718-51-0	3d
Phenol-d5 (S)	79 %.		28-101		1	09/17/13 10:00	09/18/13 05:10	4165-62-2	
2-Fluorophenol (S)	87 %.		24-104		1	09/17/13 10:00	09/18/13 05:10	367-12-4	
2,4,6-Tribromophenol (S)	98 %.		16-122		1	09/17/13 10:00	09/18/13 05:10	118-79-6	

8260 MSV 5035A VOA

Analytical Method: EPA 8260

Acetone	ND ug/kg		79.3	39.6	1		09/18/13 18:56	67-64-1	
Benzene	ND ug/kg		4.0	0.79	1		09/18/13 18:56	71-43-2	
Bromodichloromethane	ND ug/kg		4.0	2.0	1		09/18/13 18:56	75-27-4	
Bromoform	ND ug/kg		4.0	2.0	1		09/18/13 18:56	75-25-2	
Bromomethane	ND ug/kg		4.0	2.0	1		09/18/13 18:56	74-83-9	
2-Butanone (MEK)	ND ug/kg		19.8	9.5	1		09/18/13 18:56	78-93-3	
Carbon disulfide	ND ug/kg		7.9	2.0	1		09/18/13 18:56	75-15-0	

REPORT OF LABORATORY ANALYSIS

This report shall not be reproduced, except in full,
without the written consent of Pace Analytical Services, Inc..

ANALYTICAL RESULTS

Project: Hoxsey Property
Pace Project No.: 5086666

Sample: **IMW-101 (18-20)** Lab ID: **5086666002** Collected: 09/09/13 11:30 Received: 09/12/13 11:20 Matrix: Solid

Results reported on a "dry-weight" basis

Parameters	Results	Units	Report Limit	MDL	DF	Prepared	Analyzed	CAS No.	Qual
8260 MSV 5035A VOA									
Analytical Method: EPA 8260									
Carbon tetrachloride	ND	ug/kg	4.0	2.0	1		09/18/13 18:56	56-23-5	
Chlorobenzene	ND	ug/kg	4.0	2.0	1		09/18/13 18:56	108-90-7	
Chloroethane	ND	ug/kg	4.0	2.0	1		09/18/13 18:56	75-00-3	
Chloroform	ND	ug/kg	4.0	2.0	1		09/18/13 18:56	67-66-3	
Chloromethane	ND	ug/kg	4.0	2.0	1		09/18/13 18:56	74-87-3	
Dibromochloromethane	ND	ug/kg	4.0	2.0	1		09/18/13 18:56	124-48-1	
1,1-Dichloroethane	ND	ug/kg	4.0	2.0	1		09/18/13 18:56	75-34-3	
1,2-Dichloroethane	ND	ug/kg	4.0	2.0	1		09/18/13 18:56	107-06-2	
1,1-Dichloroethene	ND	ug/kg	4.0	2.0	1		09/18/13 18:56	75-35-4	
cis-1,2-Dichloroethene	ND	ug/kg	4.0	2.0	1		09/18/13 18:56	156-59-2	
trans-1,2-Dichloroethene	ND	ug/kg	4.0	2.0	1		09/18/13 18:56	156-60-5	
1,2-Dichloropropane	ND	ug/kg	4.0	2.0	1		09/18/13 18:56	78-87-5	
cis-1,3-Dichloropropene	ND	ug/kg	4.0	2.0	1		09/18/13 18:56	10061-01-5	
trans-1,3-Dichloropropene	ND	ug/kg	4.0	2.0	1		09/18/13 18:56	10061-02-6	
Ethylbenzene	3180	ug/kg	217	109	50		09/18/13 19:30	100-41-4	
2-Hexanone	ND	ug/kg	79.3	39.6	1		09/18/13 18:56	591-78-6	
Methylene Chloride	ND	ug/kg	15.9	7.9	1		09/18/13 18:56	75-09-2	
4-Methyl-2-pentanone (MIBK)	ND	ug/kg	19.8	9.5	1		09/18/13 18:56	108-10-1	
Methyl-tert-butyl ether	ND	ug/kg	4.0	1.1	1		09/18/13 18:56	1634-04-4	
Styrene	ND	ug/kg	4.0	2.0	1		09/18/13 18:56	100-42-5	
1,1,2,2-Tetrachloroethane	ND	ug/kg	4.0	2.0	1		09/18/13 18:56	79-34-5	
Tetrachloroethene	ND	ug/kg	4.0	1.5	1		09/18/13 18:56	127-18-4	
Toluene	17.2	ug/kg	4.0	2.0	1		09/18/13 18:56	108-88-3	
1,1,1-Trichloroethane	ND	ug/kg	4.0	2.0	1		09/18/13 18:56	71-55-6	
1,1,2-Trichloroethane	ND	ug/kg	4.0	2.0	1		09/18/13 18:56	79-00-5	
Trichloroethene	ND	ug/kg	4.0	1.3	1		09/18/13 18:56	79-01-6	
Vinyl chloride	ND	ug/kg	4.0	2.0	1		09/18/13 18:56	75-01-4	
Xylene (Total)	4570	ug/kg	435	217	50		09/18/13 19:30	1330-20-7	
Surrogates									
Dibromofluoromethane (S)	75 %.		85-118		1		09/18/13 18:56	1868-53-7	S5
Toluene-d8 (S)	120 %.		71-128		1		09/18/13 18:56	2037-26-5	
4-Bromofluorobenzene (S)	105 %.		56-144		1		09/18/13 18:56	460-00-4	
Percent Moisture									
Analytical Method: ASTM D2974-87									
Percent Moisture	13.1	%	0.10	0.10	1		09/16/13 18:28		
9045 pH Soil									
Analytical Method: EPA 9045									
pH at 25 Degrees C	8.4	Std. Units	0.10		1		09/16/13 10:31		

REPORT OF LABORATORY ANALYSIS

This report shall not be reproduced, except in full,
without the written consent of Pace Analytical Services, Inc..

ANALYTICAL RESULTS

Project: Hoxsey Property
Pace Project No.: 5086666

Sample: IMW-102 (5-6) **Lab ID: 5086666003** Collected: 09/10/13 08:00 Received: 09/12/13 11:20 Matrix: Solid

Results reported on a "dry-weight" basis

Parameters	Results	Units	Report Limit	MDL	DF	Prepared	Analyzed	CAS No.	Qual
6010 MET ICP									
Analytical Method: EPA 6010 Preparation Method: EPA 3050									
Lead	12.0	mg/kg	2.2	1.1	1	09/14/13 09:23	09/16/13 09:26	7439-92-1	
8270 MSSV PAH by SIM									
Analytical Method: EPA 8270 by SIM Preparation Method: EPA 3546									
Acenaphthene	ND	ug/kg	6.0	3.0	1	09/16/13 11:15	09/17/13 11:09	83-32-9	
Acenaphthylene	ND	ug/kg	6.0	3.0	1	09/16/13 11:15	09/17/13 11:09	208-96-8	
Anthracene	ND	ug/kg	6.0	3.0	1	09/16/13 11:15	09/17/13 11:09	120-12-7	
Benzo(a)anthracene	3.4J	ug/kg	6.0	3.0	1	09/16/13 11:15	09/17/13 11:09	56-55-3	
Benzo(a)pyrene	3.4J	ug/kg	6.0	3.0	1	09/16/13 11:15	09/17/13 11:09	50-32-8	
Benzo(b)fluoranthene	3.7J	ug/kg	6.0	3.0	1	09/16/13 11:15	09/17/13 11:09	205-99-2	
Benzo(g,h,i)perylene	3.5J	ug/kg	6.0	3.0	1	09/16/13 11:15	09/17/13 11:09	191-24-2	
Benzo(k)fluoranthene	3.5J	ug/kg	6.0	3.0	1	09/16/13 11:15	09/17/13 11:09	207-08-9	
Chrysene	4.3J	ug/kg	6.0	3.0	1	09/16/13 11:15	09/17/13 11:09	218-01-9	
Dibenz(a,h)anthracene	ND	ug/kg	6.0	3.0	1	09/16/13 11:15	09/17/13 11:09	53-70-3	
Fluoranthene	6.6	ug/kg	6.0	3.0	1	09/16/13 11:15	09/17/13 11:09	206-44-0	
Fluorene	ND	ug/kg	6.0	3.0	1	09/16/13 11:15	09/17/13 11:09	86-73-7	
Indeno(1,2,3-cd)pyrene	ND	ug/kg	6.0	3.0	1	09/16/13 11:15	09/17/13 11:09	193-39-5	
2-Methylnaphthalene	ND	ug/kg	6.0	3.0	1	09/16/13 11:15	09/17/13 11:09	91-57-6	
Naphthalene	ND	ug/kg	6.0	3.0	1	09/16/13 11:15	09/17/13 11:09	91-20-3	
Phenanthrene	7.1	ug/kg	6.0	3.0	1	09/16/13 11:15	09/17/13 11:09	85-01-8	
Pyrene	5.8J	ug/kg	6.0	3.0	1	09/16/13 11:15	09/17/13 11:09	129-00-0	
Surrogates									
2-Fluorobiphenyl (S)	72 %.		38-110		1	09/16/13 11:15	09/17/13 11:09	321-60-8	
p-Terphenyl-d14 (S)	82 %.		32-111		1	09/16/13 11:15	09/17/13 11:09	1718-51-0	
8270 MSSV SHORT LIST MICROWAVE									
Analytical Method: EPA 8270 Preparation Method: EPA 3546									
4-Bromophenylphenyl ether	ND	ug/kg	400	200	1	09/17/13 10:00	09/18/13 05:51	101-55-3	
Butylbenzylphthalate	ND	ug/kg	400	200	1	09/17/13 10:00	09/18/13 05:51	85-68-7	
Carbazole	ND	ug/kg	400	200	1	09/17/13 10:00	09/18/13 05:51	86-74-8	
4-Chloro-3-methylphenol	ND	ug/kg	800	400	1	09/17/13 10:00	09/18/13 05:51	59-50-7	
4-Chloroaniline	ND	ug/kg	800	400	1	09/17/13 10:00	09/18/13 05:51	106-47-8	
bis(2-Chloroethoxy)methane	ND	ug/kg	400	200	1	09/17/13 10:00	09/18/13 05:51	111-91-1	
bis(2-Chloroethyl) ether	ND	ug/kg	400	200	1	09/17/13 10:00	09/18/13 05:51	111-44-4	
2-Chloronaphthalene	ND	ug/kg	400	200	1	09/17/13 10:00	09/18/13 05:51	91-58-7	
2-Chlorophenol	ND	ug/kg	400	200	1	09/17/13 10:00	09/18/13 05:51	95-57-8	
4-Chlorophenylphenyl ether	ND	ug/kg	400	200	1	09/17/13 10:00	09/18/13 05:51	7005-72-3	
Dibenzofuran	ND	ug/kg	400	200	1	09/17/13 10:00	09/18/13 05:51	132-64-9	
1,2-Dichlorobenzene	ND	ug/kg	400	200	1	09/17/13 10:00	09/18/13 05:51	95-50-1	
1,3-Dichlorobenzene	ND	ug/kg	400	200	1	09/17/13 10:00	09/18/13 05:51	541-73-1	
1,4-Dichlorobenzene	ND	ug/kg	400	200	1	09/17/13 10:00	09/18/13 05:51	106-46-7	
3,3'-Dichlorobenzidine	ND	ug/kg	800	400	1	09/17/13 10:00	09/18/13 05:51	91-94-1	
2,4-Dichlorophenol	ND	ug/kg	400	200	1	09/17/13 10:00	09/18/13 05:51	120-83-2	
Diethylphthalate	ND	ug/kg	400	200	1	09/17/13 10:00	09/18/13 05:51	84-66-2	
2,4-Dimethylphenol	ND	ug/kg	400	200	1	09/17/13 10:00	09/18/13 05:51	105-67-9	
Dimethylphthalate	ND	ug/kg	400	200	1	09/17/13 10:00	09/18/13 05:51	131-11-3	

REPORT OF LABORATORY ANALYSIS

This report shall not be reproduced, except in full,
without the written consent of Pace Analytical Services, Inc..

ANALYTICAL RESULTS

Project: Hoxsey Property

Pace Project No.: 5086666

Sample: IMW-102 (5-6) **Lab ID: 5086666003** Collected: 09/10/13 08:00 Received: 09/12/13 11:20 Matrix: Solid

Results reported on a "dry-weight" basis

Parameters	Results	Units	Report Limit	MDL	DF	Prepared	Analyzed	CAS No.	Qual
------------	---------	-------	--------------	-----	----	----------	----------	---------	------

**8270 MSSV SHORT LIST
MICROWAVE**

Analytical Method: EPA 8270 Preparation Method: EPA 3546

Di-n-butylphthalate	ND	ug/kg	400	200	1	09/17/13 10:00	09/18/13 05:51	84-74-2	
4,6-Dinitro-2-methylphenol	ND	ug/kg	1940	970	1	09/17/13 10:00	09/18/13 05:51	534-52-1	
2,4-Dinitrophenol	ND	ug/kg	1940	1940	1	09/17/13 10:00	09/18/13 05:51	51-28-5	
2,4-Dinitrotoluene	ND	ug/kg	400	200	1	09/17/13 10:00	09/18/13 05:51	121-14-2	
2,6-Dinitrotoluene	ND	ug/kg	400	200	1	09/17/13 10:00	09/18/13 05:51	606-20-2	
Di-n-octylphthalate	ND	ug/kg	400	200	1	09/17/13 10:00	09/18/13 05:51	117-84-0	
bis(2-Ethylhexyl)phthalate	ND	ug/kg	400	200	1	09/17/13 10:00	09/18/13 05:51	117-81-7	
Hexachloro-1,3-butadiene	ND	ug/kg	400	200	1	09/17/13 10:00	09/18/13 05:51	87-68-3	
Hexachlorobenzene	ND	ug/kg	400	200	1	09/17/13 10:00	09/18/13 05:51	118-74-1	
Hexachlorocyclopentadiene	ND	ug/kg	400	400	1	09/17/13 10:00	09/18/13 05:51	77-47-4	
Hexachloroethane	ND	ug/kg	400	200	1	09/17/13 10:00	09/18/13 05:51	67-72-1	
Isophorone	ND	ug/kg	400	200	1	09/17/13 10:00	09/18/13 05:51	78-59-1	
2-Methylphenol(o-Cresol)	ND	ug/kg	400	200	1	09/17/13 10:00	09/18/13 05:51	95-48-7	
3&4-Methylphenol(m&p Cresol)	ND	ug/kg	800	400	1	09/17/13 10:00	09/18/13 05:51		
2-Nitroaniline	ND	ug/kg	1940	970	1	09/17/13 10:00	09/18/13 05:51	88-74-4	
3-Nitroaniline	ND	ug/kg	1940	970	1	09/17/13 10:00	09/18/13 05:51	99-09-2	
4-Nitroaniline	ND	ug/kg	1940	970	1	09/17/13 10:00	09/18/13 05:51	100-01-6	
Nitrobenzene	ND	ug/kg	400	200	1	09/17/13 10:00	09/18/13 05:51	98-95-3	
2-Nitrophenol	ND	ug/kg	400	200	1	09/17/13 10:00	09/18/13 05:51	88-75-5	
4-Nitrophenol	ND	ug/kg	1940	970	1	09/17/13 10:00	09/18/13 05:51	100-02-7	
N-Nitroso-di-n-propylamine	ND	ug/kg	400	200	1	09/17/13 10:00	09/18/13 05:51	621-64-7	
N-Nitrosodiphenylamine	ND	ug/kg	400	200	1	09/17/13 10:00	09/18/13 05:51	86-30-6	
2,2'-Oxybis(1-chloropropane)	ND	ug/kg	400	200	1	09/17/13 10:00	09/18/13 05:51	108-60-1	
Pentachlorophenol	ND	ug/kg	1940	1940	1	09/17/13 10:00	09/18/13 05:51	87-86-5	
Phenol	ND	ug/kg	400	200	1	09/17/13 10:00	09/18/13 05:51	108-95-2	
1,2,4-Trichlorobenzene	ND	ug/kg	400	200	1	09/17/13 10:00	09/18/13 05:51	120-82-1	
2,4,5-Trichlorophenol	ND	ug/kg	400	200	1	09/17/13 10:00	09/18/13 05:51	95-95-4	
2,4,6-Trichlorophenol	ND	ug/kg	400	200	1	09/17/13 10:00	09/18/13 05:51	88-06-2	

Surrogates

Nitrobenzene-d5 (S)	68 %		28-101		1	09/17/13 10:00	09/18/13 05:51	4165-60-0	
2-Fluorobiphenyl (S)	71 %		31-94		1	09/17/13 10:00	09/18/13 05:51	321-60-8	
p-Terphenyl-d14 (S)	87 %		26-110		1	09/17/13 10:00	09/18/13 05:51	1718-51-0	
Phenol-d5 (S)	68 %		28-101		1	09/17/13 10:00	09/18/13 05:51	4165-62-2	
2-Fluorophenol (S)	71 %		24-104		1	09/17/13 10:00	09/18/13 05:51	367-12-4	
2,4,6-Tribromophenol (S)	75 %		16-122		1	09/17/13 10:00	09/18/13 05:51	118-79-6	

8260 MSV 5035A VOA

Analytical Method: EPA 8260

Acetone	92.5	ug/kg	83.7	41.9	1		09/18/13 17:31	67-64-1	
Benzene	ND	ug/kg	4.2	0.84	1		09/18/13 17:31	71-43-2	
Bromodichloromethane	ND	ug/kg	4.2	2.1	1		09/18/13 17:31	75-27-4	
Bromoform	ND	ug/kg	4.2	2.1	1		09/18/13 17:31	75-25-2	
Bromomethane	ND	ug/kg	4.2	2.1	1		09/18/13 17:31	74-83-9	
2-Butanone (MEK)	ND	ug/kg	20.9	10.0	1		09/18/13 17:31	78-93-3	
Carbon disulfide	ND	ug/kg	8.4	2.1	1		09/18/13 17:31	75-15-0	

REPORT OF LABORATORY ANALYSIS

This report shall not be reproduced, except in full,
without the written consent of Pace Analytical Services, Inc..

ANALYTICAL RESULTS

Project: Hoxsey Property

Pace Project No.: 5086666

Sample: IMW-102 (5-6) **Lab ID: 5086666003** Collected: 09/10/13 08:00 Received: 09/12/13 11:20 Matrix: Solid

Results reported on a "dry-weight" basis

Parameters	Results	Units	Report Limit	MDL	DF	Prepared	Analyzed	CAS No.	Qual
8260 MSV 5035A VOA									
Analytical Method: EPA 8260									
Carbon tetrachloride	ND	ug/kg	4.2	2.1	1		09/18/13 17:31	56-23-5	
Chlorobenzene	ND	ug/kg	4.2	2.1	1		09/18/13 17:31	108-90-7	
Chloroethane	ND	ug/kg	4.2	2.1	1		09/18/13 17:31	75-00-3	
Chloroform	ND	ug/kg	4.2	2.1	1		09/18/13 17:31	67-66-3	
Chloromethane	ND	ug/kg	4.2	2.1	1		09/18/13 17:31	74-87-3	
Dibromochloromethane	ND	ug/kg	4.2	2.1	1		09/18/13 17:31	124-48-1	
1,1-Dichloroethane	ND	ug/kg	4.2	2.1	1		09/18/13 17:31	75-34-3	
1,2-Dichloroethane	ND	ug/kg	4.2	2.1	1		09/18/13 17:31	107-06-2	
1,1-Dichloroethene	ND	ug/kg	4.2	2.1	1		09/18/13 17:31	75-35-4	
cis-1,2-Dichloroethene	ND	ug/kg	4.2	2.1	1		09/18/13 17:31	156-59-2	
trans-1,2-Dichloroethene	ND	ug/kg	4.2	2.1	1		09/18/13 17:31	156-60-5	
1,2-Dichloropropane	ND	ug/kg	4.2	2.1	1		09/18/13 17:31	78-87-5	
cis-1,3-Dichloropropene	ND	ug/kg	4.2	2.1	1		09/18/13 17:31	10061-01-5	
trans-1,3-Dichloropropene	ND	ug/kg	4.2	2.1	1		09/18/13 17:31	10061-02-6	
Ethylbenzene	ND	ug/kg	4.2	2.1	1		09/18/13 17:31	100-41-4	
2-Hexanone	ND	ug/kg	83.7	41.9	1		09/18/13 17:31	591-78-6	
Methylene Chloride	ND	ug/kg	16.7	8.4	1		09/18/13 17:31	75-09-2	
4-Methyl-2-pentanone (MIBK)	ND	ug/kg	20.9	10.0	1		09/18/13 17:31	108-10-1	
Methyl-tert-butyl ether	ND	ug/kg	4.2	1.2	1		09/18/13 17:31	1634-04-4	
Styrene	ND	ug/kg	4.2	2.1	1		09/18/13 17:31	100-42-5	
1,1,2,2-Tetrachloroethane	ND	ug/kg	4.2	2.1	1		09/18/13 17:31	79-34-5	
Tetrachloroethene	ND	ug/kg	4.2	1.6	1		09/18/13 17:31	127-18-4	
Toluene	ND	ug/kg	4.2	2.1	1		09/18/13 17:31	108-88-3	
1,1,1-Trichloroethane	ND	ug/kg	4.2	2.1	1		09/18/13 17:31	71-55-6	
1,1,2-Trichloroethane	ND	ug/kg	4.2	2.1	1		09/18/13 17:31	79-00-5	
Trichloroethene	ND	ug/kg	4.2	1.4	1		09/18/13 17:31	79-01-6	
Vinyl chloride	ND	ug/kg	4.2	2.1	1		09/18/13 17:31	75-01-4	
Xylene (Total)	ND	ug/kg	8.4	4.2	1		09/18/13 17:31	1330-20-7	
Surrogates									
Dibromofluoromethane (S)	114 %.		85-118		1		09/18/13 17:31	1868-53-7	
Toluene-d8 (S)	96 %.		71-128		1		09/18/13 17:31	2037-26-5	
4-Bromofluorobenzene (S)	101 %.		56-144		1		09/18/13 17:31	460-00-4	
Percent Moisture									
Analytical Method: ASTM D2974-87									
Percent Moisture	17.8 %		0.10	0.10	1		09/16/13 18:28		
9045 pH Soil									
Analytical Method: EPA 9045									
pH at 25 Degrees C	7.8	Std. Units	0.10		1		09/16/13 10:51		

REPORT OF LABORATORY ANALYSIS

This report shall not be reproduced, except in full,
without the written consent of Pace Analytical Services, Inc..

ANALYTICAL RESULTS

Project: Hoxsey Property

Pace Project No.: 5086666

Sample: IMW-102 (17-18) **Lab ID: 5086666004** Collected: 09/10/13 08:20 Received: 09/12/13 11:20 Matrix: Solid

Results reported on a "dry-weight" basis

Parameters	Results	Units	Report Limit	MDL	DF	Prepared	Analyzed	CAS No.	Qual
6010 MET ICP									
Analytical Method: EPA 6010 Preparation Method: EPA 3050									
Lead	5.0	mg/kg	2.1	1.0	1	09/14/13 09:23	09/16/13 09:28	7439-92-1	
8270 MSSV PAH by SIM									
Analytical Method: EPA 8270 by SIM Preparation Method: EPA 3546									
Acenaphthene	ND	ug/kg	5.3	2.6	1	09/16/13 11:15	09/17/13 11:27	83-32-9	
Acenaphthylene	ND	ug/kg	5.3	2.6	1	09/16/13 11:15	09/17/13 11:27	208-96-8	
Anthracene	ND	ug/kg	5.3	2.6	1	09/16/13 11:15	09/17/13 11:27	120-12-7	
Benzo(a)anthracene	ND	ug/kg	5.3	2.6	1	09/16/13 11:15	09/17/13 11:27	56-55-3	
Benzo(a)pyrene	ND	ug/kg	5.3	2.6	1	09/16/13 11:15	09/17/13 11:27	50-32-8	
Benzo(b)fluoranthene	ND	ug/kg	5.3	2.6	1	09/16/13 11:15	09/17/13 11:27	205-99-2	
Benzo(g,h,i)perylene	ND	ug/kg	5.3	2.6	1	09/16/13 11:15	09/17/13 11:27	191-24-2	
Benzo(k)fluoranthene	ND	ug/kg	5.3	2.6	1	09/16/13 11:15	09/17/13 11:27	207-08-9	
Chrysene	ND	ug/kg	5.3	2.6	1	09/16/13 11:15	09/17/13 11:27	218-01-9	
Dibenz(a,h)anthracene	ND	ug/kg	5.3	2.6	1	09/16/13 11:15	09/17/13 11:27	53-70-3	
Fluoranthene	ND	ug/kg	5.3	2.6	1	09/16/13 11:15	09/17/13 11:27	206-44-0	
Fluorene	ND	ug/kg	5.3	2.6	1	09/16/13 11:15	09/17/13 11:27	86-73-7	
Indeno(1,2,3-cd)pyrene	ND	ug/kg	5.3	2.6	1	09/16/13 11:15	09/17/13 11:27	193-39-5	
2-Methylnaphthalene	ND	ug/kg	5.3	2.6	1	09/16/13 11:15	09/17/13 11:27	91-57-6	
Naphthalene	ND	ug/kg	5.3	2.6	1	09/16/13 11:15	09/17/13 11:27	91-20-3	
Phenanthrene	3.0J	ug/kg	5.3	2.6	1	09/16/13 11:15	09/17/13 11:27	85-01-8	
Pyrene	ND	ug/kg	5.3	2.6	1	09/16/13 11:15	09/17/13 11:27	129-00-0	
Surrogates									
2-Fluorobiphenyl (S)	43 %.		38-110		1	09/16/13 11:15	09/17/13 11:27	321-60-8	
p-Terphenyl-d14 (S)	57 %.		32-111		1	09/16/13 11:15	09/17/13 11:27	1718-51-0	
8270 MSSV SHORT LIST MICROWAVE									
Analytical Method: EPA 8270 Preparation Method: EPA 3546									
4-Bromophenylphenyl ether	ND	ug/kg	348	174	1	09/17/13 10:00	09/18/13 05:30	101-55-3	
Butylbenzylphthalate	ND	ug/kg	348	174	1	09/17/13 10:00	09/18/13 05:30	85-68-7	
Carbazole	ND	ug/kg	348	174	1	09/17/13 10:00	09/18/13 05:30	86-74-8	
4-Chloro-3-methylphenol	ND	ug/kg	696	348	1	09/17/13 10:00	09/18/13 05:30	59-50-7	
4-Chloroaniline	ND	ug/kg	696	348	1	09/17/13 10:00	09/18/13 05:30	106-47-8	
bis(2-Chloroethoxy)methane	ND	ug/kg	348	174	1	09/17/13 10:00	09/18/13 05:30	111-91-1	
bis(2-Chloroethyl) ether	ND	ug/kg	348	174	1	09/17/13 10:00	09/18/13 05:30	111-44-4	
2-Chloronaphthalene	ND	ug/kg	348	174	1	09/17/13 10:00	09/18/13 05:30	91-58-7	
2-Chlorophenol	ND	ug/kg	348	174	1	09/17/13 10:00	09/18/13 05:30	95-57-8	
4-Chlorophenylphenyl ether	ND	ug/kg	348	174	1	09/17/13 10:00	09/18/13 05:30	7005-72-3	
Dibenzofuran	ND	ug/kg	348	174	1	09/17/13 10:00	09/18/13 05:30	132-64-9	
1,2-Dichlorobenzene	ND	ug/kg	348	174	1	09/17/13 10:00	09/18/13 05:30	95-50-1	
1,3-Dichlorobenzene	ND	ug/kg	348	174	1	09/17/13 10:00	09/18/13 05:30	541-73-1	
1,4-Dichlorobenzene	ND	ug/kg	348	174	1	09/17/13 10:00	09/18/13 05:30	106-46-7	
3,3'-Dichlorobenzidine	ND	ug/kg	696	348	1	09/17/13 10:00	09/18/13 05:30	91-94-1	
2,4-Dichlorophenol	ND	ug/kg	348	174	1	09/17/13 10:00	09/18/13 05:30	120-83-2	
Diethylphthalate	ND	ug/kg	348	174	1	09/17/13 10:00	09/18/13 05:30	84-66-2	
2,4-Dimethylphenol	ND	ug/kg	348	174	1	09/17/13 10:00	09/18/13 05:30	105-67-9	
Dimethylphthalate	ND	ug/kg	348	174	1	09/17/13 10:00	09/18/13 05:30	131-11-3	

REPORT OF LABORATORY ANALYSIS

This report shall not be reproduced, except in full,
without the written consent of Pace Analytical Services, Inc..

ANALYTICAL RESULTS

Project: Hoxsey Property

Pace Project No.: 5086666

Sample: IMW-102 (17-18) **Lab ID: 5086666004** Collected: 09/10/13 08:20 Received: 09/12/13 11:20 Matrix: Solid

Results reported on a "dry-weight" basis

Parameters	Results	Units	Report Limit	MDL	DF	Prepared	Analyzed	CAS No.	Qual
------------	---------	-------	-----------------	-----	----	----------	----------	---------	------

**8270 MSSV SHORT LIST
MICROWAVE**

Analytical Method: EPA 8270 Preparation Method: EPA 3546

Di-n-butylphthalate	ND ug/kg		348	174	1	09/17/13 10:00	09/18/13 05:30	84-74-2	
4,6-Dinitro-2-methylphenol	ND ug/kg		1690	844	1	09/17/13 10:00	09/18/13 05:30	534-52-1	
2,4-Dinitrophenol	ND ug/kg		1690	1690	1	09/17/13 10:00	09/18/13 05:30	51-28-5	
2,4-Dinitrotoluene	ND ug/kg		348	174	1	09/17/13 10:00	09/18/13 05:30	121-14-2	
2,6-Dinitrotoluene	ND ug/kg		348	174	1	09/17/13 10:00	09/18/13 05:30	606-20-2	
Di-n-octylphthalate	ND ug/kg		348	174	1	09/17/13 10:00	09/18/13 05:30	117-84-0	
bis(2-Ethylhexyl)phthalate	ND ug/kg		348	174	1	09/17/13 10:00	09/18/13 05:30	117-81-7	
Hexachloro-1,3-butadiene	ND ug/kg		348	174	1	09/17/13 10:00	09/18/13 05:30	87-68-3	
Hexachlorobenzene	ND ug/kg		348	174	1	09/17/13 10:00	09/18/13 05:30	118-74-1	
Hexachlorocyclopentadiene	ND ug/kg		348	348	1	09/17/13 10:00	09/18/13 05:30	77-47-4	
Hexachloroethane	ND ug/kg		348	174	1	09/17/13 10:00	09/18/13 05:30	67-72-1	
Isophorone	ND ug/kg		348	174	1	09/17/13 10:00	09/18/13 05:30	78-59-1	
2-Methylphenol(o-Cresol)	ND ug/kg		348	174	1	09/17/13 10:00	09/18/13 05:30	95-48-7	
3&4-Methylphenol(m&p Cresol)	ND ug/kg		696	348	1	09/17/13 10:00	09/18/13 05:30		
2-Nitroaniline	ND ug/kg		1690	844	1	09/17/13 10:00	09/18/13 05:30	88-74-4	
3-Nitroaniline	ND ug/kg		1690	844	1	09/17/13 10:00	09/18/13 05:30	99-09-2	
4-Nitroaniline	ND ug/kg		1690	844	1	09/17/13 10:00	09/18/13 05:30	100-01-6	
Nitrobenzene	ND ug/kg		348	174	1	09/17/13 10:00	09/18/13 05:30	98-95-3	
2-Nitrophenol	ND ug/kg		348	174	1	09/17/13 10:00	09/18/13 05:30	88-75-5	
4-Nitrophenol	ND ug/kg		1690	844	1	09/17/13 10:00	09/18/13 05:30	100-02-7	
N-Nitroso-di-n-propylamine	ND ug/kg		348	174	1	09/17/13 10:00	09/18/13 05:30	621-64-7	
N-Nitrosodiphenylamine	ND ug/kg		348	174	1	09/17/13 10:00	09/18/13 05:30	86-30-6	
2,2'-Oxybis(1-chloropropane)	ND ug/kg		348	174	1	09/17/13 10:00	09/18/13 05:30	108-60-1	
Pentachlorophenol	ND ug/kg		1690	1690	1	09/17/13 10:00	09/18/13 05:30	87-86-5	
Phenol	ND ug/kg		348	174	1	09/17/13 10:00	09/18/13 05:30	108-95-2	
1,2,4-Trichlorobenzene	ND ug/kg		348	174	1	09/17/13 10:00	09/18/13 05:30	120-82-1	
2,4,5-Trichlorophenol	ND ug/kg		348	174	1	09/17/13 10:00	09/18/13 05:30	95-95-4	
2,4,6-Trichlorophenol	ND ug/kg		348	174	1	09/17/13 10:00	09/18/13 05:30	88-06-2	

Surrogates

Nitrobenzene-d5 (S)	81 %.		28-101		1	09/17/13 10:00	09/18/13 05:30	4165-60-0	
2-Fluorobiphenyl (S)	81 %.		31-94		1	09/17/13 10:00	09/18/13 05:30	321-60-8	
p-Terphenyl-d14 (S)	102 %.		26-110		1	09/17/13 10:00	09/18/13 05:30	1718-51-0	
Phenol-d5 (S)	82 %.		28-101		1	09/17/13 10:00	09/18/13 05:30	4165-62-2	
2-Fluorophenol (S)	88 %.		24-104		1	09/17/13 10:00	09/18/13 05:30	367-12-4	
2,4,6-Tribromophenol (S)	90 %.		16-122		1	09/17/13 10:00	09/18/13 05:30	118-79-6	

8260 MSV 5035A VOA

Analytical Method: EPA 8260

Acetone	ND ug/kg		78.0	39.0	1		09/18/13 18:05	67-64-1	
Benzene	4.0 ug/kg		3.9	0.78	1		09/18/13 18:05	71-43-2	
Bromodichloromethane	ND ug/kg		3.9	2.0	1		09/18/13 18:05	75-27-4	
Bromoform	ND ug/kg		3.9	2.0	1		09/18/13 18:05	75-25-2	
Bromomethane	ND ug/kg		3.9	2.0	1		09/18/13 18:05	74-83-9	
2-Butanone (MEK)	ND ug/kg		19.5	9.4	1		09/18/13 18:05	78-93-3	
Carbon disulfide	ND ug/kg		7.8	2.0	1		09/18/13 18:05	75-15-0	

REPORT OF LABORATORY ANALYSIS

This report shall not be reproduced, except in full,
without the written consent of Pace Analytical Services, Inc..

ANALYTICAL RESULTS

Project: Hoxsey Property

Pace Project No.: 5086666

Sample: IMW-102 (17-18) **Lab ID: 508666004** Collected: 09/10/13 08:20 Received: 09/12/13 11:20 Matrix: Solid

Results reported on a "dry-weight" basis

Parameters	Results	Units	Report Limit	MDL	DF	Prepared	Analyzed	CAS No.	Qual
8260 MSV 5035A VOA		Analytical Method: EPA 8260							
Carbon tetrachloride	ND	ug/kg	3.9	2.0	1		09/18/13 18:05	56-23-5	
Chlorobenzene	ND	ug/kg	3.9	2.0	1		09/18/13 18:05	108-90-7	
Chloroethane	ND	ug/kg	3.9	2.0	1		09/18/13 18:05	75-00-3	
Chloroform	ND	ug/kg	3.9	2.0	1		09/18/13 18:05	67-66-3	
Chloromethane	ND	ug/kg	3.9	2.0	1		09/18/13 18:05	74-87-3	
Dibromochloromethane	ND	ug/kg	3.9	2.0	1		09/18/13 18:05	124-48-1	
1,1-Dichloroethane	ND	ug/kg	3.9	2.0	1		09/18/13 18:05	75-34-3	
1,2-Dichloroethane	ND	ug/kg	3.9	2.0	1		09/18/13 18:05	107-06-2	
1,1-Dichloroethene	ND	ug/kg	3.9	2.0	1		09/18/13 18:05	75-35-4	
cis-1,2-Dichloroethene	ND	ug/kg	3.9	2.0	1		09/18/13 18:05	156-59-2	
trans-1,2-Dichloroethene	ND	ug/kg	3.9	2.0	1		09/18/13 18:05	156-60-5	
1,2-Dichloropropane	ND	ug/kg	3.9	2.0	1		09/18/13 18:05	78-87-5	
cis-1,3-Dichloropropene	ND	ug/kg	3.9	2.0	1		09/18/13 18:05	10061-01-5	
trans-1,3-Dichloropropene	ND	ug/kg	3.9	2.0	1		09/18/13 18:05	10061-02-6	
Ethylbenzene	213	ug/kg	3.9	2.0	1		09/18/13 18:05	100-41-4	
2-Hexanone	ND	ug/kg	78.0	39.0	1		09/18/13 18:05	591-78-6	
Methylene Chloride	ND	ug/kg	15.6	7.8	1		09/18/13 18:05	75-09-2	
4-Methyl-2-pentanone (MIBK)	ND	ug/kg	19.5	9.4	1		09/18/13 18:05	108-10-1	
Methyl-tert-butyl ether	ND	ug/kg	3.9	1.1	1		09/18/13 18:05	1634-04-4	
Styrene	ND	ug/kg	3.9	2.0	1		09/18/13 18:05	100-42-5	
1,1,2,2-Tetrachloroethane	ND	ug/kg	3.9	2.0	1		09/18/13 18:05	79-34-5	
Tetrachloroethene	ND	ug/kg	3.9	1.5	1		09/18/13 18:05	127-18-4	
Toluene	10.4	ug/kg	3.9	2.0	1		09/18/13 18:05	108-88-3	
1,1,1-Trichloroethane	ND	ug/kg	3.9	2.0	1		09/18/13 18:05	71-55-6	
1,1,2-Trichloroethane	ND	ug/kg	3.9	2.0	1		09/18/13 18:05	79-00-5	
Trichloroethene	ND	ug/kg	3.9	1.3	1		09/18/13 18:05	79-01-6	
Vinyl chloride	ND	ug/kg	3.9	2.0	1		09/18/13 18:05	75-01-4	
Xylene (Total)	9600	ug/kg	371	185	50		09/18/13 18:39	1330-20-7	
Surrogates									
Dibromofluoromethane (S)	114	%	85-118		1		09/18/13 18:05	1868-53-7	
Toluene-d8 (S)	94	%	71-128		1		09/18/13 18:05	2037-26-5	
4-Bromofluorobenzene (S)	104	%	56-144		1		09/18/13 18:05	460-00-4	
Percent Moisture		Analytical Method: ASTM D2974-87							
Percent Moisture	6.4	%	0.10	0.10	1		09/16/13 18:28		
9045 pH Soil		Analytical Method: EPA 9045							
pH at 25 Degrees C	8.5	Std. Units	0.10		1		09/16/13 10:52		

REPORT OF LABORATORY ANALYSIS

This report shall not be reproduced, except in full,
without the written consent of Pace Analytical Services, Inc..

ANALYTICAL RESULTS

Project: Hoxsey Property

Pace Project No.: 5086666

Sample: IMW-104 (1-3) **Lab ID: 5086666005** Collected: 09/10/13 12:20 Received: 09/12/13 11:20 Matrix: Solid

Results reported on a "dry-weight" basis

Parameters	Results	Units	Report Limit	MDL	DF	Prepared	Analyzed	CAS No.	Qual
6010 MET ICP									
Analytical Method: EPA 6010 Preparation Method: EPA 3050									
Lead	9.1	mg/kg	2.2	1.1	1	09/14/13 09:23	09/16/13 09:39	7439-92-1	
8270 MSSV PAH by SIM									
Analytical Method: EPA 8270 by SIM Preparation Method: EPA 3546									
Acenaphthene	ND	ug/kg	5.8	2.9	1	09/16/13 11:15	09/17/13 11:45	83-32-9	
Acenaphthylene	ND	ug/kg	5.8	2.9	1	09/16/13 11:15	09/17/13 11:45	208-96-8	
Anthracene	ND	ug/kg	5.8	2.9	1	09/16/13 11:15	09/17/13 11:45	120-12-7	
Benzo(a)anthracene	3.2J	ug/kg	5.8	2.9	1	09/16/13 11:15	09/17/13 11:45	56-55-3	
Benzo(a)pyrene	ND	ug/kg	5.8	2.9	1	09/16/13 11:15	09/17/13 11:45	50-32-8	
Benzo(b)fluoranthene	3.7J	ug/kg	5.8	2.9	1	09/16/13 11:15	09/17/13 11:45	205-99-2	
Benzo(g,h,i)perylene	ND	ug/kg	5.8	2.9	1	09/16/13 11:15	09/17/13 11:45	191-24-2	
Benzo(k)fluoranthene	ND	ug/kg	5.8	2.9	1	09/16/13 11:15	09/17/13 11:45	207-08-9	
Chrysene	4.1J	ug/kg	5.8	2.9	1	09/16/13 11:15	09/17/13 11:45	218-01-9	
Dibenz(a,h)anthracene	ND	ug/kg	5.8	2.9	1	09/16/13 11:15	09/17/13 11:45	53-70-3	
Fluoranthene	5.8	ug/kg	5.8	2.9	1	09/16/13 11:15	09/17/13 11:45	206-44-0	
Fluorene	ND	ug/kg	5.8	2.9	1	09/16/13 11:15	09/17/13 11:45	86-73-7	
Indeno(1,2,3-cd)pyrene	ND	ug/kg	5.8	2.9	1	09/16/13 11:15	09/17/13 11:45	193-39-5	
2-Methylnaphthalene	ND	ug/kg	5.8	2.9	1	09/16/13 11:15	09/17/13 11:45	91-57-6	
Naphthalene	ND	ug/kg	5.8	2.9	1	09/16/13 11:15	09/17/13 11:45	91-20-3	
Phenanthrene	ND	ug/kg	5.8	2.9	1	09/16/13 11:15	09/17/13 11:45	85-01-8	
Pyrene	5.4J	ug/kg	5.8	2.9	1	09/16/13 11:15	09/17/13 11:45	129-00-0	
Surrogates									
2-Fluorobiphenyl (S)	64 %.		38-110		1	09/16/13 11:15	09/17/13 11:45	321-60-8	
p-Terphenyl-d14 (S)	79 %.		32-111		1	09/16/13 11:15	09/17/13 11:45	1718-51-0	
8270 MSSV SHORT LIST MICROWAVE									
Analytical Method: EPA 8270 Preparation Method: EPA 3546									
4-Bromophenylphenyl ether	ND	ug/kg	385	193	1	09/17/13 10:00	09/18/13 06:11	101-55-3	
Butylbenzylphthalate	ND	ug/kg	385	193	1	09/17/13 10:00	09/18/13 06:11	85-68-7	
Carbazole	ND	ug/kg	385	193	1	09/17/13 10:00	09/18/13 06:11	86-74-8	
4-Chloro-3-methylphenol	ND	ug/kg	770	385	1	09/17/13 10:00	09/18/13 06:11	59-50-7	
4-Chloroaniline	ND	ug/kg	770	385	1	09/17/13 10:00	09/18/13 06:11	106-47-8	
bis(2-Chloroethoxy)methane	ND	ug/kg	385	193	1	09/17/13 10:00	09/18/13 06:11	111-91-1	
bis(2-Chloroethyl) ether	ND	ug/kg	385	193	1	09/17/13 10:00	09/18/13 06:11	111-44-4	
2-Chloronaphthalene	ND	ug/kg	385	193	1	09/17/13 10:00	09/18/13 06:11	91-58-7	
2-Chlorophenol	ND	ug/kg	385	193	1	09/17/13 10:00	09/18/13 06:11	95-57-8	
4-Chlorophenylphenyl ether	ND	ug/kg	385	193	1	09/17/13 10:00	09/18/13 06:11	7005-72-3	
Dibenzofuran	ND	ug/kg	385	193	1	09/17/13 10:00	09/18/13 06:11	132-64-9	
1,2-Dichlorobenzene	ND	ug/kg	385	193	1	09/17/13 10:00	09/18/13 06:11	95-50-1	
1,3-Dichlorobenzene	ND	ug/kg	385	193	1	09/17/13 10:00	09/18/13 06:11	541-73-1	
1,4-Dichlorobenzene	ND	ug/kg	385	193	1	09/17/13 10:00	09/18/13 06:11	106-46-7	
3,3'-Dichlorobenzidine	ND	ug/kg	770	385	1	09/17/13 10:00	09/18/13 06:11	91-94-1	
2,4-Dichlorophenol	ND	ug/kg	385	193	1	09/17/13 10:00	09/18/13 06:11	120-83-2	
Diethylphthalate	ND	ug/kg	385	193	1	09/17/13 10:00	09/18/13 06:11	84-66-2	
2,4-Dimethylphenol	ND	ug/kg	385	193	1	09/17/13 10:00	09/18/13 06:11	105-67-9	
Dimethylphthalate	ND	ug/kg	385	193	1	09/17/13 10:00	09/18/13 06:11	131-11-3	

REPORT OF LABORATORY ANALYSIS

This report shall not be reproduced, except in full,
without the written consent of Pace Analytical Services, Inc..

ANALYTICAL RESULTS

Project: Hoxsey Property

Pace Project No.: 5086666

Sample: IMW-104 (1-3) Lab ID: 508666005 Collected: 09/10/13 12:20 Received: 09/12/13 11:20 Matrix: Solid

Results reported on a "dry-weight" basis

Parameters	Results	Units	Report Limit	MDL	DF	Prepared	Analyzed	CAS No.	Qual
------------	---------	-------	-----------------	-----	----	----------	----------	---------	------

**8270 MSSV SHORT LIST
MICROWAVE**

Analytical Method: EPA 8270 Preparation Method: EPA 3546

Di-n-butylphthalate	ND	ug/kg	385	193	1	09/17/13 10:00	09/18/13 06:11	84-74-2	
4,6-Dinitro-2-methylphenol	ND	ug/kg	1870	934	1	09/17/13 10:00	09/18/13 06:11	534-52-1	
2,4-Dinitrophenol	ND	ug/kg	1870	1870	1	09/17/13 10:00	09/18/13 06:11	51-28-5	
2,4-Dinitrotoluene	ND	ug/kg	385	193	1	09/17/13 10:00	09/18/13 06:11	121-14-2	
2,6-Dinitrotoluene	ND	ug/kg	385	193	1	09/17/13 10:00	09/18/13 06:11	606-20-2	
Di-n-octylphthalate	ND	ug/kg	385	193	1	09/17/13 10:00	09/18/13 06:11	117-84-0	
bis(2-Ethylhexyl)phthalate	ND	ug/kg	385	193	1	09/17/13 10:00	09/18/13 06:11	117-81-7	
Hexachloro-1,3-butadiene	ND	ug/kg	385	193	1	09/17/13 10:00	09/18/13 06:11	87-68-3	
Hexachlorobenzene	ND	ug/kg	385	193	1	09/17/13 10:00	09/18/13 06:11	118-74-1	
Hexachlorocyclopentadiene	ND	ug/kg	385	385	1	09/17/13 10:00	09/18/13 06:11	77-47-4	
Hexachloroethane	ND	ug/kg	385	193	1	09/17/13 10:00	09/18/13 06:11	67-72-1	
Isophorone	ND	ug/kg	385	193	1	09/17/13 10:00	09/18/13 06:11	78-59-1	
2-Methylphenol(o-Cresol)	ND	ug/kg	385	193	1	09/17/13 10:00	09/18/13 06:11	95-48-7	
3&4-Methylphenol(m&p Cresol)	ND	ug/kg	770	385	1	09/17/13 10:00	09/18/13 06:11		
2-Nitroaniline	ND	ug/kg	1870	934	1	09/17/13 10:00	09/18/13 06:11	88-74-4	
3-Nitroaniline	ND	ug/kg	1870	934	1	09/17/13 10:00	09/18/13 06:11	99-09-2	
4-Nitroaniline	ND	ug/kg	1870	934	1	09/17/13 10:00	09/18/13 06:11	100-01-6	
Nitrobenzene	ND	ug/kg	385	193	1	09/17/13 10:00	09/18/13 06:11	98-95-3	
2-Nitrophenol	ND	ug/kg	385	193	1	09/17/13 10:00	09/18/13 06:11	88-75-5	
4-Nitrophenol	ND	ug/kg	1870	934	1	09/17/13 10:00	09/18/13 06:11	100-02-7	
N-Nitroso-di-n-propylamine	ND	ug/kg	385	193	1	09/17/13 10:00	09/18/13 06:11	621-64-7	
N-Nitrosodiphenylamine	ND	ug/kg	385	193	1	09/17/13 10:00	09/18/13 06:11	86-30-6	
2,2'-Oxybis(1-chloropropane)	ND	ug/kg	385	193	1	09/17/13 10:00	09/18/13 06:11	108-60-1	
Pentachlorophenol	ND	ug/kg	1870	1870	1	09/17/13 10:00	09/18/13 06:11	87-86-5	
Phenol	ND	ug/kg	385	193	1	09/17/13 10:00	09/18/13 06:11	108-95-2	
1,2,4-Trichlorobenzene	ND	ug/kg	385	193	1	09/17/13 10:00	09/18/13 06:11	120-82-1	
2,4,5-Trichlorophenol	ND	ug/kg	385	193	1	09/17/13 10:00	09/18/13 06:11	95-95-4	
2,4,6-Trichlorophenol	ND	ug/kg	385	193	1	09/17/13 10:00	09/18/13 06:11	88-06-2	

Surrogates

Nitrobenzene-d5 (S)	68 %		28-101		1	09/17/13 10:00	09/18/13 06:11	4165-60-0	
2-Fluorobiphenyl (S)	80 %		31-94		1	09/17/13 10:00	09/18/13 06:11	321-60-8	
p-Terphenyl-d14 (S)	103 %		26-110		1	09/17/13 10:00	09/18/13 06:11	1718-51-0	
Phenol-d5 (S)	73 %		28-101		1	09/17/13 10:00	09/18/13 06:11	4165-62-2	
2-Fluorophenol (S)	73 %		24-104		1	09/17/13 10:00	09/18/13 06:11	367-12-4	
2,4,6-Tribromophenol (S)	94 %		16-122		1	09/17/13 10:00	09/18/13 06:11	118-79-6	

8260 MSV 5035A VOA

Analytical Method: EPA 8260

Acetone	81.1J	ug/kg	85.1	42.5	1		09/18/13 20:03	67-64-1	
Benzene	ND	ug/kg	4.3	0.85	1		09/18/13 20:03	71-43-2	
Bromodichloromethane	ND	ug/kg	4.3	2.1	1		09/18/13 20:03	75-27-4	
Bromoform	ND	ug/kg	4.3	2.1	1		09/18/13 20:03	75-25-2	
Bromomethane	ND	ug/kg	4.3	2.1	1		09/18/13 20:03	74-83-9	
2-Butanone (MEK)	ND	ug/kg	21.3	10.2	1		09/18/13 20:03	78-93-3	
Carbon disulfide	ND	ug/kg	8.5	2.1	1		09/18/13 20:03	75-15-0	

REPORT OF LABORATORY ANALYSIS

This report shall not be reproduced, except in full,
without the written consent of Pace Analytical Services, Inc..

ANALYTICAL RESULTS

Project: Hoxsey Property

Pace Project No.: 5086666

Sample: IMW-104 (1-3) **Lab ID: 5086666005** Collected: 09/10/13 12:20 Received: 09/12/13 11:20 Matrix: Solid

Results reported on a "dry-weight" basis

Parameters	Results	Units	Report Limit	MDL	DF	Prepared	Analyzed	CAS No.	Qual
8260 MSV 5035A VOA									
Analytical Method: EPA 8260									
Carbon tetrachloride	ND	ug/kg	4.3	2.1	1		09/18/13 20:03	56-23-5	
Chlorobenzene	ND	ug/kg	4.3	2.1	1		09/18/13 20:03	108-90-7	
Chloroethane	ND	ug/kg	4.3	2.1	1		09/18/13 20:03	75-00-3	
Chloroform	ND	ug/kg	4.3	2.1	1		09/18/13 20:03	67-66-3	
Chloromethane	ND	ug/kg	4.3	2.1	1		09/18/13 20:03	74-87-3	
Dibromochloromethane	ND	ug/kg	4.3	2.1	1		09/18/13 20:03	124-48-1	
1,1-Dichloroethane	ND	ug/kg	4.3	2.1	1		09/18/13 20:03	75-34-3	
1,2-Dichloroethane	ND	ug/kg	4.3	2.1	1		09/18/13 20:03	107-06-2	
1,1-Dichloroethene	ND	ug/kg	4.3	2.1	1		09/18/13 20:03	75-35-4	
cis-1,2-Dichloroethene	ND	ug/kg	4.3	2.1	1		09/18/13 20:03	156-59-2	
trans-1,2-Dichloroethene	ND	ug/kg	4.3	2.1	1		09/18/13 20:03	156-60-5	
1,2-Dichloropropane	ND	ug/kg	4.3	2.1	1		09/18/13 20:03	78-87-5	
cis-1,3-Dichloropropene	ND	ug/kg	4.3	2.1	1		09/18/13 20:03	10061-01-5	
trans-1,3-Dichloropropene	ND	ug/kg	4.3	2.1	1		09/18/13 20:03	10061-02-6	
Ethylbenzene	ND	ug/kg	4.3	2.1	1		09/18/13 20:03	100-41-4	
2-Hexanone	ND	ug/kg	85.1	42.5	1		09/18/13 20:03	591-78-6	
Methylene Chloride	ND	ug/kg	17.0	8.5	1		09/18/13 20:03	75-09-2	
4-Methyl-2-pentanone (MIBK)	ND	ug/kg	21.3	10.2	1		09/18/13 20:03	108-10-1	
Methyl-tert-butyl ether	ND	ug/kg	4.3	1.2	1		09/18/13 20:03	1634-04-4	
Styrene	ND	ug/kg	4.3	2.1	1		09/18/13 20:03	100-42-5	
1,1,2,2-Tetrachloroethane	ND	ug/kg	4.3	2.1	1		09/18/13 20:03	79-34-5	
Tetrachloroethene	ND	ug/kg	4.3	1.6	1		09/18/13 20:03	127-18-4	
Toluene	ND	ug/kg	4.3	2.1	1		09/18/13 20:03	108-88-3	
1,1,1-Trichloroethane	ND	ug/kg	4.3	2.1	1		09/18/13 20:03	71-55-6	
1,1,2-Trichloroethane	ND	ug/kg	4.3	2.1	1		09/18/13 20:03	79-00-5	
Trichloroethene	ND	ug/kg	4.3	1.4	1		09/18/13 20:03	79-01-6	
Vinyl chloride	ND	ug/kg	4.3	2.1	1		09/18/13 20:03	75-01-4	
Xylene (Total)	ND	ug/kg	8.5	4.3	1		09/18/13 20:03	1330-20-7	
Surrogates									
Dibromofluoromethane (S)	103 %.		85-118		1		09/18/13 20:03	1868-53-7	
Toluene-d8 (S)	98 %.		71-128		1		09/18/13 20:03	2037-26-5	
4-Bromofluorobenzene (S)	100 %.		56-144		1		09/18/13 20:03	460-00-4	
Percent Moisture									
Analytical Method: ASTM D2974-87									
Percent Moisture	14.3 %		0.10	0.10	1		09/16/13 18:28		
9045 pH Soil									
Analytical Method: EPA 9045									
pH at 25 Degrees C	7.8 Std. Units		0.10		1		09/16/13 10:55		
Fractional Organic Carbon									
Analytical Method: ASTM D2974-87									
Fractional Organic Carbon	0.72 % (w/w)		0.058	0.058	1		09/20/13 10:31		FOC,H1

REPORT OF LABORATORY ANALYSIS

This report shall not be reproduced, except in full,
without the written consent of Pace Analytical Services, Inc..

ANALYTICAL RESULTS

Project: Hoxsey Property
Pace Project No.: 5086666

Sample: IMW-104 (18-20) Lab ID: 5086666006 Collected: 09/10/13 12:40 Received: 09/12/13 11:20 Matrix: Solid

Results reported on a "dry-weight" basis

Parameters	Results	Units	Report Limit	MDL	DF	Prepared	Analyzed	CAS No.	Qual
6010 MET ICP									
Analytical Method: EPA 6010 Preparation Method: EPA 3050									
Lead	8.2	mg/kg	2.2	1.1	1	09/14/13 09:23	09/16/13 09:41	7439-92-1	
8270 MSSV PAH by SIM									
Analytical Method: EPA 8270 by SIM Preparation Method: EPA 3546									
Acenaphthene	ND	ug/kg	6.2	3.1	1	09/16/13 11:15	09/17/13 12:39	83-32-9	
Acenaphthylene	ND	ug/kg	6.2	3.1	1	09/16/13 11:15	09/17/13 12:39	208-96-8	
Anthracene	ND	ug/kg	6.2	3.1	1	09/16/13 11:15	09/17/13 12:39	120-12-7	
Benzo(a)anthracene	ND	ug/kg	6.2	3.1	1	09/16/13 11:15	09/17/13 12:39	56-55-3	
Benzo(a)pyrene	ND	ug/kg	6.2	3.1	1	09/16/13 11:15	09/17/13 12:39	50-32-8	
Benzo(b)fluoranthene	ND	ug/kg	6.2	3.1	1	09/16/13 11:15	09/17/13 12:39	205-99-2	
Benzo(g,h,i)perylene	ND	ug/kg	6.2	3.1	1	09/16/13 11:15	09/17/13 12:39	191-24-2	
Benzo(k)fluoranthene	ND	ug/kg	6.2	3.1	1	09/16/13 11:15	09/17/13 12:39	207-08-9	
Chrysene	ND	ug/kg	6.2	3.1	1	09/16/13 11:15	09/17/13 12:39	218-01-9	
Dibenz(a,h)anthracene	ND	ug/kg	6.2	3.1	1	09/16/13 11:15	09/17/13 12:39	53-70-3	
Fluoranthene	ND	ug/kg	6.2	3.1	1	09/16/13 11:15	09/17/13 12:39	206-44-0	
Fluorene	ND	ug/kg	6.2	3.1	1	09/16/13 11:15	09/17/13 12:39	86-73-7	
Indeno(1,2,3-cd)pyrene	ND	ug/kg	6.2	3.1	1	09/16/13 11:15	09/17/13 12:39	193-39-5	
2-Methylnaphthalene	ND	ug/kg	6.2	3.1	1	09/16/13 11:15	09/17/13 12:39	91-57-6	
Naphthalene	ND	ug/kg	6.2	3.1	1	09/16/13 11:15	09/17/13 12:39	91-20-3	
Phenanthrene	ND	ug/kg	6.2	3.1	1	09/16/13 11:15	09/17/13 12:39	85-01-8	
Pyrene	ND	ug/kg	6.2	3.1	1	09/16/13 11:15	09/17/13 12:39	129-00-0	
Surrogates									
2-Fluorobiphenyl (S)	65 %.		38-110		1	09/16/13 11:15	09/17/13 12:39	321-60-8	
p-Terphenyl-d14 (S)	70 %.		32-111		1	09/16/13 11:15	09/17/13 12:39	1718-51-0	
8270 MSSV SHORT LIST MICROWAVE									
Analytical Method: EPA 8270 Preparation Method: EPA 3546									
4-Bromophenylphenyl ether	ND	ug/kg	404	202	1	09/17/13 10:00	09/18/13 06:32	101-55-3	
Butylbenzylphthalate	ND	ug/kg	404	202	1	09/17/13 10:00	09/18/13 06:32	85-68-7	
Carbazole	ND	ug/kg	404	202	1	09/17/13 10:00	09/18/13 06:32	86-74-8	
4-Chloro-3-methylphenol	ND	ug/kg	808	404	1	09/17/13 10:00	09/18/13 06:32	59-50-7	
4-Chloroaniline	ND	ug/kg	808	404	1	09/17/13 10:00	09/18/13 06:32	106-47-8	
bis(2-Chloroethoxy)methane	ND	ug/kg	404	202	1	09/17/13 10:00	09/18/13 06:32	111-91-1	
bis(2-Chloroethyl) ether	ND	ug/kg	404	202	1	09/17/13 10:00	09/18/13 06:32	111-44-4	
2-Chloronaphthalene	ND	ug/kg	404	202	1	09/17/13 10:00	09/18/13 06:32	91-58-7	
2-Chlorophenol	ND	ug/kg	404	202	1	09/17/13 10:00	09/18/13 06:32	95-57-8	
4-Chlorophenylphenyl ether	ND	ug/kg	404	202	1	09/17/13 10:00	09/18/13 06:32	7005-72-3	
Dibenzofuran	ND	ug/kg	404	202	1	09/17/13 10:00	09/18/13 06:32	132-64-9	
1,2-Dichlorobenzene	ND	ug/kg	404	202	1	09/17/13 10:00	09/18/13 06:32	95-50-1	
1,3-Dichlorobenzene	ND	ug/kg	404	202	1	09/17/13 10:00	09/18/13 06:32	541-73-1	
1,4-Dichlorobenzene	ND	ug/kg	404	202	1	09/17/13 10:00	09/18/13 06:32	106-46-7	
3,3'-Dichlorobenzidine	ND	ug/kg	808	404	1	09/17/13 10:00	09/18/13 06:32	91-94-1	
2,4-Dichlorophenol	ND	ug/kg	404	202	1	09/17/13 10:00	09/18/13 06:32	120-83-2	
Diethylphthalate	ND	ug/kg	404	202	1	09/17/13 10:00	09/18/13 06:32	84-66-2	
2,4-Dimethylphenol	ND	ug/kg	404	202	1	09/17/13 10:00	09/18/13 06:32	105-67-9	
Dimethylphthalate	ND	ug/kg	404	202	1	09/17/13 10:00	09/18/13 06:32	131-11-3	

REPORT OF LABORATORY ANALYSIS

This report shall not be reproduced, except in full,
without the written consent of Pace Analytical Services, Inc..

ANALYTICAL RESULTS

Project: Hoxsey Property

Pace Project No.: 5086666

Sample: IMW-104 (18-20) Lab ID: 5086666006 Collected: 09/10/13 12:40 Received: 09/12/13 11:20 Matrix: Solid

Results reported on a "dry-weight" basis

Parameters	Results	Units	Report Limit	MDL	DF	Prepared	Analyzed	CAS No.	Qual
------------	---------	-------	-----------------	-----	----	----------	----------	---------	------

**8270 MSSV SHORT LIST
MICROWAVE**

Analytical Method: EPA 8270 Preparation Method: EPA 3546

Di-n-butylphthalate	ND ug/kg		404	202	1	09/17/13 10:00	09/18/13 06:32	84-74-2	
4,6-Dinitro-2-methylphenol	ND ug/kg		1960	980	1	09/17/13 10:00	09/18/13 06:32	534-52-1	
2,4-Dinitrophenol	ND ug/kg		1960	1960	1	09/17/13 10:00	09/18/13 06:32	51-28-5	
2,4-Dinitrotoluene	ND ug/kg		404	202	1	09/17/13 10:00	09/18/13 06:32	121-14-2	
2,6-Dinitrotoluene	ND ug/kg		404	202	1	09/17/13 10:00	09/18/13 06:32	606-20-2	
Di-n-octylphthalate	ND ug/kg		404	202	1	09/17/13 10:00	09/18/13 06:32	117-84-0	
bis(2-Ethylhexyl)phthalate	ND ug/kg		404	202	1	09/17/13 10:00	09/18/13 06:32	117-81-7	
Hexachloro-1,3-butadiene	ND ug/kg		404	202	1	09/17/13 10:00	09/18/13 06:32	87-68-3	
Hexachlorobenzene	ND ug/kg		404	202	1	09/17/13 10:00	09/18/13 06:32	118-74-1	
Hexachlorocyclopentadiene	ND ug/kg		404	404	1	09/17/13 10:00	09/18/13 06:32	77-47-4	
Hexachloroethane	ND ug/kg		404	202	1	09/17/13 10:00	09/18/13 06:32	67-72-1	
Isophorone	ND ug/kg		404	202	1	09/17/13 10:00	09/18/13 06:32	78-59-1	
2-Methylphenol(o-Cresol)	ND ug/kg		404	202	1	09/17/13 10:00	09/18/13 06:32	95-48-7	
3&4-Methylphenol(m&p Cresol)	ND ug/kg		808	404	1	09/17/13 10:00	09/18/13 06:32		
2-Nitroaniline	ND ug/kg		1960	980	1	09/17/13 10:00	09/18/13 06:32	88-74-4	
3-Nitroaniline	ND ug/kg		1960	980	1	09/17/13 10:00	09/18/13 06:32	99-09-2	
4-Nitroaniline	ND ug/kg		1960	980	1	09/17/13 10:00	09/18/13 06:32	100-01-6	
Nitrobenzene	ND ug/kg		404	202	1	09/17/13 10:00	09/18/13 06:32	98-95-3	
2-Nitrophenol	ND ug/kg		404	202	1	09/17/13 10:00	09/18/13 06:32	88-75-5	
4-Nitrophenol	ND ug/kg		1960	980	1	09/17/13 10:00	09/18/13 06:32	100-02-7	
N-Nitroso-di-n-propylamine	ND ug/kg		404	202	1	09/17/13 10:00	09/18/13 06:32	621-64-7	
N-Nitrosodiphenylamine	ND ug/kg		404	202	1	09/17/13 10:00	09/18/13 06:32	86-30-6	
2,2'-Oxybis(1-chloropropane)	ND ug/kg		404	202	1	09/17/13 10:00	09/18/13 06:32	108-60-1	
Pentachlorophenol	ND ug/kg		1960	1960	1	09/17/13 10:00	09/18/13 06:32	87-86-5	
Phenol	ND ug/kg		404	202	1	09/17/13 10:00	09/18/13 06:32	108-95-2	
1,2,4-Trichlorobenzene	ND ug/kg		404	202	1	09/17/13 10:00	09/18/13 06:32	120-82-1	
2,4,5-Trichlorophenol	ND ug/kg		404	202	1	09/17/13 10:00	09/18/13 06:32	95-95-4	
2,4,6-Trichlorophenol	ND ug/kg		404	202	1	09/17/13 10:00	09/18/13 06:32	88-06-2	

Surrogates

Nitrobenzene-d5 (S)	75 %.		28-101		1	09/17/13 10:00	09/18/13 06:32	4165-60-0	
2-Fluorobiphenyl (S)	84 %.		31-94		1	09/17/13 10:00	09/18/13 06:32	321-60-8	
p-Terphenyl-d14 (S)	89 %.		26-110		1	09/17/13 10:00	09/18/13 06:32	1718-51-0	
Phenol-d5 (S)	85 %.		28-101		1	09/17/13 10:00	09/18/13 06:32	4165-62-2	
2-Fluorophenol (S)	85 %.		24-104		1	09/17/13 10:00	09/18/13 06:32	367-12-4	
2,4,6-Tribromophenol (S)	95 %.		16-122		1	09/17/13 10:00	09/18/13 06:32	118-79-6	

8260 MSV 5035A VOA

Analytical Method: EPA 8260

Acetone	ND ug/kg		88.8	44.4	1		09/18/13 20:37	67-64-1	
Benzene	ND ug/kg		4.4	0.89	1		09/18/13 20:37	71-43-2	
Bromodichloromethane	ND ug/kg		4.4	2.2	1		09/18/13 20:37	75-27-4	
Bromoform	ND ug/kg		4.4	2.2	1		09/18/13 20:37	75-25-2	
Bromomethane	ND ug/kg		4.4	2.2	1		09/18/13 20:37	74-83-9	
2-Butanone (MEK)	ND ug/kg		22.2	10.7	1		09/18/13 20:37	78-93-3	
Carbon disulfide	ND ug/kg		8.9	2.2	1		09/18/13 20:37	75-15-0	

REPORT OF LABORATORY ANALYSIS

This report shall not be reproduced, except in full,
without the written consent of Pace Analytical Services, Inc..

ANALYTICAL RESULTS

Project: Hoxsey Property

Pace Project No.: 5086666

Sample: IMW-104 (18-20) **Lab ID: 5086666006** Collected: 09/10/13 12:40 Received: 09/12/13 11:20 Matrix: Solid

Results reported on a "dry-weight" basis

Parameters	Results	Units	Report Limit	MDL	DF	Prepared	Analyzed	CAS No.	Qual
8260 MSV 5035A VOA		Analytical Method: EPA 8260							
Carbon tetrachloride	ND	ug/kg	4.4	2.2	1		09/18/13 20:37	56-23-5	
Chlorobenzene	ND	ug/kg	4.4	2.2	1		09/18/13 20:37	108-90-7	
Chloroethane	ND	ug/kg	4.4	2.2	1		09/18/13 20:37	75-00-3	
Chloroform	ND	ug/kg	4.4	2.2	1		09/18/13 20:37	67-66-3	
Chloromethane	ND	ug/kg	4.4	2.2	1		09/18/13 20:37	74-87-3	
Dibromochloromethane	ND	ug/kg	4.4	2.2	1		09/18/13 20:37	124-48-1	
1,1-Dichloroethane	ND	ug/kg	4.4	2.2	1		09/18/13 20:37	75-34-3	
1,2-Dichloroethane	ND	ug/kg	4.4	2.2	1		09/18/13 20:37	107-06-2	
1,1-Dichloroethene	ND	ug/kg	4.4	2.2	1		09/18/13 20:37	75-35-4	
cis-1,2-Dichloroethene	ND	ug/kg	4.4	2.2	1		09/18/13 20:37	156-59-2	
trans-1,2-Dichloroethene	ND	ug/kg	4.4	2.2	1		09/18/13 20:37	156-60-5	
1,2-Dichloropropane	ND	ug/kg	4.4	2.2	1		09/18/13 20:37	78-87-5	
cis-1,3-Dichloropropene	ND	ug/kg	4.4	2.2	1		09/18/13 20:37	10061-01-5	
trans-1,3-Dichloropropene	ND	ug/kg	4.4	2.2	1		09/18/13 20:37	10061-02-6	
Ethylbenzene	ND	ug/kg	4.4	2.2	1		09/18/13 20:37	100-41-4	
2-Hexanone	ND	ug/kg	88.8	44.4	1		09/18/13 20:37	591-78-6	
Methylene Chloride	ND	ug/kg	17.8	8.9	1		09/18/13 20:37	75-09-2	
4-Methyl-2-pentanone (MIBK)	ND	ug/kg	22.2	10.7	1		09/18/13 20:37	108-10-1	
Methyl-tert-butyl ether	ND	ug/kg	4.4	1.2	1		09/18/13 20:37	1634-04-4	
Styrene	ND	ug/kg	4.4	2.2	1		09/18/13 20:37	100-42-5	
1,1,2,2-Tetrachloroethane	ND	ug/kg	4.4	2.2	1		09/18/13 20:37	79-34-5	
Tetrachloroethene	ND	ug/kg	4.4	1.7	1		09/18/13 20:37	127-18-4	
Toluene	ND	ug/kg	4.4	2.2	1		09/18/13 20:37	108-88-3	
1,1,1-Trichloroethane	ND	ug/kg	4.4	2.2	1		09/18/13 20:37	71-55-6	
1,1,2-Trichloroethane	ND	ug/kg	4.4	2.2	1		09/18/13 20:37	79-00-5	
Trichloroethene	ND	ug/kg	4.4	1.5	1		09/18/13 20:37	79-01-6	
Vinyl chloride	ND	ug/kg	4.4	2.2	1		09/18/13 20:37	75-01-4	
Xylene (Total)	ND	ug/kg	8.9	4.4	1		09/18/13 20:37	1330-20-7	
Surrogates									
Dibromofluoromethane (S)	105 %.		85-118		1		09/18/13 20:37	1868-53-7	
Toluene-d8 (S)	98 %.		71-128		1		09/18/13 20:37	2037-26-5	
4-Bromofluorobenzene (S)	98 %.		56-144		1		09/18/13 20:37	460-00-4	
Percent Moisture		Analytical Method: ASTM D2974-87							
Percent Moisture	19.1 %		0.10	0.10	1		09/16/13 18:28		
9045 pH Soil		Analytical Method: EPA 9045							
pH at 25 Degrees C	8.1 Std. Units		0.10		1		09/16/13 10:56		
Fractional Organic Carbon		Analytical Method: ASTM D2974-87							
Fractional Organic Carbon	0.75 % (w/w)		0.058	0.058	1		09/20/13 10:32		FOC,H1

REPORT OF LABORATORY ANALYSIS

This report shall not be reproduced, except in full,
without the written consent of Pace Analytical Services, Inc..

ANALYTICAL RESULTS

Project: Hoxsey Property

Pace Project No.: 5086666

Sample: IMW-103 (1-3) **Lab ID: 5086666007** Collected: 09/11/13 08:05 Received: 09/12/13 11:20 Matrix: Solid

Results reported on a "dry-weight" basis

Parameters	Results	Units	Report Limit	MDL	DF	Prepared	Analyzed	CAS No.	Qual
6010 MET ICP									
Analytical Method: EPA 6010 Preparation Method: EPA 3050									
Lead	10.7	mg/kg	2.3	1.1	1	09/14/13 09:23	09/16/13 09:54	7439-92-1	
8270 MSSV PAH by SIM									
Analytical Method: EPA 8270 by SIM Preparation Method: EPA 3546									
Acenaphthene	ND	ug/kg	5.9	2.9	1	09/16/13 11:15	09/17/13 12:56	83-32-9	
Acenaphthylene	ND	ug/kg	5.9	2.9	1	09/16/13 11:15	09/17/13 12:56	208-96-8	
Anthracene	ND	ug/kg	5.9	2.9	1	09/16/13 11:15	09/17/13 12:56	120-12-7	
Benzo(a)anthracene	8.6	ug/kg	5.9	2.9	1	09/16/13 11:15	09/17/13 12:56	56-55-3	
Benzo(a)pyrene	9.1	ug/kg	5.9	2.9	1	09/16/13 11:15	09/17/13 12:56	50-32-8	
Benzo(b)fluoranthene	13.1	ug/kg	5.9	2.9	1	09/16/13 11:15	09/17/13 12:56	205-99-2	
Benzo(g,h,i)perylene	9.0	ug/kg	5.9	2.9	1	09/16/13 11:15	09/17/13 12:56	191-24-2	
Benzo(k)fluoranthene	10.7	ug/kg	5.9	2.9	1	09/16/13 11:15	09/17/13 12:56	207-08-9	
Chrysene	14.2	ug/kg	5.9	2.9	1	09/16/13 11:15	09/17/13 12:56	218-01-9	
Dibenz(a,h)anthracene	ND	ug/kg	5.9	2.9	1	09/16/13 11:15	09/17/13 12:56	53-70-3	
Fluoranthene	24.1	ug/kg	5.9	2.9	1	09/16/13 11:15	09/17/13 12:56	206-44-0	
Fluorene	ND	ug/kg	5.9	2.9	1	09/16/13 11:15	09/17/13 12:56	86-73-7	
Indeno(1,2,3-cd)pyrene	7.5	ug/kg	5.9	2.9	1	09/16/13 11:15	09/17/13 12:56	193-39-5	
2-Methylnaphthalene	ND	ug/kg	5.9	2.9	1	09/16/13 11:15	09/17/13 12:56	91-57-6	
Naphthalene	ND	ug/kg	5.9	2.9	1	09/16/13 11:15	09/17/13 12:56	91-20-3	
Phenanthrene	12.2	ug/kg	5.9	2.9	1	09/16/13 11:15	09/17/13 12:56	85-01-8	
Pyrene	18.4	ug/kg	5.9	2.9	1	09/16/13 11:15	09/17/13 12:56	129-00-0	
Surrogates									
2-Fluorobiphenyl (S)	69 %.		38-110		1	09/16/13 11:15	09/17/13 12:56	321-60-8	
p-Terphenyl-d14 (S)	70 %.		32-111		1	09/16/13 11:15	09/17/13 12:56	1718-51-0	
8270 MSSV SHORT LIST MICROWAVE									
Analytical Method: EPA 8270 Preparation Method: EPA 3546									
4-Bromophenylphenyl ether	ND	ug/kg	383	191	1	09/17/13 10:00	09/18/13 07:13	101-55-3	
Butylbenzylphthalate	ND	ug/kg	383	191	1	09/17/13 10:00	09/18/13 07:13	85-68-7	
Carbazole	ND	ug/kg	383	191	1	09/17/13 10:00	09/18/13 07:13	86-74-8	
4-Chloro-3-methylphenol	ND	ug/kg	766	383	1	09/17/13 10:00	09/18/13 07:13	59-50-7	
4-Chloroaniline	ND	ug/kg	766	383	1	09/17/13 10:00	09/18/13 07:13	106-47-8	
bis(2-Chloroethoxy)methane	ND	ug/kg	383	191	1	09/17/13 10:00	09/18/13 07:13	111-91-1	
bis(2-Chloroethyl) ether	ND	ug/kg	383	191	1	09/17/13 10:00	09/18/13 07:13	111-44-4	
2-Chloronaphthalene	ND	ug/kg	383	191	1	09/17/13 10:00	09/18/13 07:13	91-58-7	
2-Chlorophenol	ND	ug/kg	383	191	1	09/17/13 10:00	09/18/13 07:13	95-57-8	
4-Chlorophenylphenyl ether	ND	ug/kg	383	191	1	09/17/13 10:00	09/18/13 07:13	7005-72-3	
Dibenzofuran	ND	ug/kg	383	191	1	09/17/13 10:00	09/18/13 07:13	132-64-9	
1,2-Dichlorobenzene	ND	ug/kg	383	191	1	09/17/13 10:00	09/18/13 07:13	95-50-1	
1,3-Dichlorobenzene	ND	ug/kg	383	191	1	09/17/13 10:00	09/18/13 07:13	541-73-1	
1,4-Dichlorobenzene	ND	ug/kg	383	191	1	09/17/13 10:00	09/18/13 07:13	106-46-7	
3,3'-Dichlorobenzidine	ND	ug/kg	766	383	1	09/17/13 10:00	09/18/13 07:13	91-94-1	
2,4-Dichlorophenol	ND	ug/kg	383	191	1	09/17/13 10:00	09/18/13 07:13	120-83-2	
Diethylphthalate	ND	ug/kg	383	191	1	09/17/13 10:00	09/18/13 07:13	84-66-2	
2,4-Dimethylphenol	ND	ug/kg	383	191	1	09/17/13 10:00	09/18/13 07:13	105-67-9	
Dimethylphthalate	ND	ug/kg	383	191	1	09/17/13 10:00	09/18/13 07:13	131-11-3	

REPORT OF LABORATORY ANALYSIS

This report shall not be reproduced, except in full,
without the written consent of Pace Analytical Services, Inc..

ANALYTICAL RESULTS

Project: Hoxsey Property

Pace Project No.: 5086666

Sample: IMW-103 (1-3) **Lab ID: 508666007** Collected: 09/11/13 08:05 Received: 09/12/13 11:20 Matrix: Solid

Results reported on a "dry-weight" basis

Parameters	Results	Units	Report Limit	MDL	DF	Prepared	Analyzed	CAS No.	Qual
------------	---------	-------	-----------------	-----	----	----------	----------	---------	------

**8270 MSSV SHORT LIST
MICROWAVE**

Analytical Method: EPA 8270 Preparation Method: EPA 3546

Di-n-butylphthalate	ND ug/kg		383	191	1	09/17/13 10:00	09/18/13 07:13	84-74-2	
4,6-Dinitro-2-methylphenol	ND ug/kg		1860	928	1	09/17/13 10:00	09/18/13 07:13	534-52-1	
2,4-Dinitrophenol	ND ug/kg		1860	1860	1	09/17/13 10:00	09/18/13 07:13	51-28-5	
2,4-Dinitrotoluene	ND ug/kg		383	191	1	09/17/13 10:00	09/18/13 07:13	121-14-2	
2,6-Dinitrotoluene	ND ug/kg		383	191	1	09/17/13 10:00	09/18/13 07:13	606-20-2	
Di-n-octylphthalate	ND ug/kg		383	191	1	09/17/13 10:00	09/18/13 07:13	117-84-0	
bis(2-Ethylhexyl)phthalate	ND ug/kg		383	191	1	09/17/13 10:00	09/18/13 07:13	117-81-7	
Hexachloro-1,3-butadiene	ND ug/kg		383	191	1	09/17/13 10:00	09/18/13 07:13	87-68-3	
Hexachlorobenzene	ND ug/kg		383	191	1	09/17/13 10:00	09/18/13 07:13	118-74-1	
Hexachlorocyclopentadiene	ND ug/kg		383	383	1	09/17/13 10:00	09/18/13 07:13	77-47-4	
Hexachloroethane	ND ug/kg		383	191	1	09/17/13 10:00	09/18/13 07:13	67-72-1	
Isophorone	ND ug/kg		383	191	1	09/17/13 10:00	09/18/13 07:13	78-59-1	
2-Methylphenol(o-Cresol)	ND ug/kg		383	191	1	09/17/13 10:00	09/18/13 07:13	95-48-7	
3&4-Methylphenol(m&p Cresol)	ND ug/kg		766	383	1	09/17/13 10:00	09/18/13 07:13		
2-Nitroaniline	ND ug/kg		1860	928	1	09/17/13 10:00	09/18/13 07:13	88-74-4	
3-Nitroaniline	ND ug/kg		1860	928	1	09/17/13 10:00	09/18/13 07:13	99-09-2	
4-Nitroaniline	ND ug/kg		1860	928	1	09/17/13 10:00	09/18/13 07:13	100-01-6	
Nitrobenzene	ND ug/kg		383	191	1	09/17/13 10:00	09/18/13 07:13	98-95-3	
2-Nitrophenol	ND ug/kg		383	191	1	09/17/13 10:00	09/18/13 07:13	88-75-5	
4-Nitrophenol	ND ug/kg		1860	928	1	09/17/13 10:00	09/18/13 07:13	100-02-7	
N-Nitroso-di-n-propylamine	ND ug/kg		383	191	1	09/17/13 10:00	09/18/13 07:13	621-64-7	
N-Nitrosodiphenylamine	ND ug/kg		383	191	1	09/17/13 10:00	09/18/13 07:13	86-30-6	
2,2'-Oxybis(1-chloropropane)	ND ug/kg		383	191	1	09/17/13 10:00	09/18/13 07:13	108-60-1	
Pentachlorophenol	ND ug/kg		1860	1860	1	09/17/13 10:00	09/18/13 07:13	87-86-5	
Phenol	ND ug/kg		383	191	1	09/17/13 10:00	09/18/13 07:13	108-95-2	
1,2,4-Trichlorobenzene	ND ug/kg		383	191	1	09/17/13 10:00	09/18/13 07:13	120-82-1	
2,4,5-Trichlorophenol	ND ug/kg		383	191	1	09/17/13 10:00	09/18/13 07:13	95-95-4	
2,4,6-Trichlorophenol	ND ug/kg		383	191	1	09/17/13 10:00	09/18/13 07:13	88-06-2	

Surrogates

Nitrobenzene-d5 (S)	77 %.		28-101		1	09/17/13 10:00	09/18/13 07:13	4165-60-0	
2-Fluorobiphenyl (S)	83 %.		31-94		1	09/17/13 10:00	09/18/13 07:13	321-60-8	
p-Terphenyl-d14 (S)	95 %.		26-110		1	09/17/13 10:00	09/18/13 07:13	1718-51-0	
Phenol-d5 (S)	79 %.		28-101		1	09/17/13 10:00	09/18/13 07:13	4165-62-2	
2-Fluorophenol (S)	83 %.		24-104		1	09/17/13 10:00	09/18/13 07:13	367-12-4	
2,4,6-Tribromophenol (S)	90 %.		16-122		1	09/17/13 10:00	09/18/13 07:13	118-79-6	

8260 MSV 5035A VOA

Analytical Method: EPA 8260

Acetone	82.7J ug/kg		85.4	42.7	1		09/18/13 19:13	67-64-1	
Benzene	ND ug/kg		4.3	0.85	1		09/18/13 19:13	71-43-2	
Bromodichloromethane	ND ug/kg		4.3	2.1	1		09/18/13 19:13	75-27-4	
Bromoform	ND ug/kg		4.3	2.1	1		09/18/13 19:13	75-25-2	
Bromomethane	ND ug/kg		4.3	2.1	1		09/18/13 19:13	74-83-9	
2-Butanone (MEK)	ND ug/kg		21.4	10.2	1		09/18/13 19:13	78-93-3	
Carbon disulfide	ND ug/kg		8.5	2.1	1		09/18/13 19:13	75-15-0	

REPORT OF LABORATORY ANALYSIS

This report shall not be reproduced, except in full,
without the written consent of Pace Analytical Services, Inc..

ANALYTICAL RESULTS

Project: Hoxsey Property

Pace Project No.: 5086666

Sample: IMW-103 (1-3) **Lab ID: 5086666007** Collected: 09/11/13 08:05 Received: 09/12/13 11:20 Matrix: Solid

Results reported on a "dry-weight" basis

Parameters	Results	Units	Report Limit	MDL	DF	Prepared	Analyzed	CAS No.	Qual
8260 MSV 5035A VOA		Analytical Method: EPA 8260							
Carbon tetrachloride	ND	ug/kg	4.3	2.1	1		09/18/13 19:13	56-23-5	
Chlorobenzene	ND	ug/kg	4.3	2.1	1		09/18/13 19:13	108-90-7	
Chloroethane	ND	ug/kg	4.3	2.1	1		09/18/13 19:13	75-00-3	
Chloroform	ND	ug/kg	4.3	2.1	1		09/18/13 19:13	67-66-3	
Chloromethane	ND	ug/kg	4.3	2.1	1		09/18/13 19:13	74-87-3	
Dibromochloromethane	ND	ug/kg	4.3	2.1	1		09/18/13 19:13	124-48-1	
1,1-Dichloroethane	ND	ug/kg	4.3	2.1	1		09/18/13 19:13	75-34-3	
1,2-Dichloroethane	ND	ug/kg	4.3	2.1	1		09/18/13 19:13	107-06-2	
1,1-Dichloroethene	ND	ug/kg	4.3	2.1	1		09/18/13 19:13	75-35-4	
cis-1,2-Dichloroethene	ND	ug/kg	4.3	2.1	1		09/18/13 19:13	156-59-2	
trans-1,2-Dichloroethene	ND	ug/kg	4.3	2.1	1		09/18/13 19:13	156-60-5	
1,2-Dichloropropane	ND	ug/kg	4.3	2.1	1		09/18/13 19:13	78-87-5	
cis-1,3-Dichloropropene	ND	ug/kg	4.3	2.1	1		09/18/13 19:13	10061-01-5	
trans-1,3-Dichloropropene	ND	ug/kg	4.3	2.1	1		09/18/13 19:13	10061-02-6	
Ethylbenzene	ND	ug/kg	4.3	2.1	1		09/18/13 19:13	100-41-4	
2-Hexanone	ND	ug/kg	85.4	42.7	1		09/18/13 19:13	591-78-6	
Methylene Chloride	ND	ug/kg	17.1	8.5	1		09/18/13 19:13	75-09-2	
4-Methyl-2-pentanone (MIBK)	ND	ug/kg	21.4	10.2	1		09/18/13 19:13	108-10-1	
Methyl-tert-butyl ether	ND	ug/kg	4.3	1.2	1		09/18/13 19:13	1634-04-4	
Styrene	ND	ug/kg	4.3	2.1	1		09/18/13 19:13	100-42-5	
1,1,2,2-Tetrachloroethane	ND	ug/kg	4.3	2.1	1		09/18/13 19:13	79-34-5	
Tetrachloroethene	ND	ug/kg	4.3	1.6	1		09/18/13 19:13	127-18-4	
Toluene	ND	ug/kg	4.3	2.1	1		09/18/13 19:13	108-88-3	
1,1,1-Trichloroethane	ND	ug/kg	4.3	2.1	1		09/18/13 19:13	71-55-6	
1,1,2-Trichloroethane	ND	ug/kg	4.3	2.1	1		09/18/13 19:13	79-00-5	
Trichloroethene	ND	ug/kg	4.3	1.5	1		09/18/13 19:13	79-01-6	
Vinyl chloride	ND	ug/kg	4.3	2.1	1		09/18/13 19:13	75-01-4	
Xylene (Total)	ND	ug/kg	8.5	4.3	1		09/18/13 19:13	1330-20-7	
Surrogates									
Dibromofluoromethane (S)	95 %.		85-118		1		09/18/13 19:13	1868-53-7	
Toluene-d8 (S)	96 %.		71-128		1		09/18/13 19:13	2037-26-5	
4-Bromofluorobenzene (S)	99 %.		56-144		1		09/18/13 19:13	460-00-4	
Percent Moisture		Analytical Method: ASTM D2974-87							
Percent Moisture	14.7 %		0.10	0.10	1		09/16/13 18:28		
9045 pH Soil		Analytical Method: EPA 9045							
pH at 25 Degrees C	7.9 Std. Units		0.10		1		09/16/13 11:08		
Fractional Organic Carbon		Analytical Method: ASTM D2974-87							
Fractional Organic Carbon	1.0 % (w/w)		0.058	0.058	1		09/20/13 10:34		FOC,H1

REPORT OF LABORATORY ANALYSIS

This report shall not be reproduced, except in full,
without the written consent of Pace Analytical Services, Inc..

ANALYTICAL RESULTS

Project: Hoxsey Property

Pace Project No.: 5086666

Sample: IMW-103 (18-20) Lab ID: 5086666008 Collected: 09/11/13 09:00 Received: 09/12/13 11:20 Matrix: Solid

Results reported on a "dry-weight" basis

Parameters	Results	Units	Report Limit	MDL	DF	Prepared	Analyzed	CAS No.	Qual
6010 MET ICP									
Analytical Method: EPA 6010 Preparation Method: EPA 3050									
Lead	4.7	mg/kg	1.9	0.97	1	09/14/13 09:23	09/16/13 10:05	7439-92-1	
8270 MSSV PAH by SIM									
Analytical Method: EPA 8270 by SIM Preparation Method: EPA 3546									
Acenaphthene	ND	ug/kg	5.4	2.7	1	09/16/13 11:15	09/17/13 13:50	83-32-9	
Acenaphthylene	ND	ug/kg	5.4	2.7	1	09/16/13 11:15	09/17/13 13:50	208-96-8	
Anthracene	ND	ug/kg	5.4	2.7	1	09/16/13 11:15	09/17/13 13:50	120-12-7	
Benzo(a)anthracene	ND	ug/kg	5.4	2.7	1	09/16/13 11:15	09/17/13 13:50	56-55-3	
Benzo(a)pyrene	ND	ug/kg	5.4	2.7	1	09/16/13 11:15	09/17/13 13:50	50-32-8	
Benzo(b)fluoranthene	ND	ug/kg	5.4	2.7	1	09/16/13 11:15	09/17/13 13:50	205-99-2	
Benzo(g,h,i)perylene	ND	ug/kg	5.4	2.7	1	09/16/13 11:15	09/17/13 13:50	191-24-2	
Benzo(k)fluoranthene	ND	ug/kg	5.4	2.7	1	09/16/13 11:15	09/17/13 13:50	207-08-9	
Chrysene	ND	ug/kg	5.4	2.7	1	09/16/13 11:15	09/17/13 13:50	218-01-9	
Dibenz(a,h)anthracene	ND	ug/kg	5.4	2.7	1	09/16/13 11:15	09/17/13 13:50	53-70-3	
Fluoranthene	ND	ug/kg	5.4	2.7	1	09/16/13 11:15	09/17/13 13:50	206-44-0	
Fluorene	ND	ug/kg	5.4	2.7	1	09/16/13 11:15	09/17/13 13:50	86-73-7	
Indeno(1,2,3-cd)pyrene	ND	ug/kg	5.4	2.7	1	09/16/13 11:15	09/17/13 13:50	193-39-5	
2-Methylnaphthalene	ND	ug/kg	5.4	2.7	1	09/16/13 11:15	09/17/13 13:50	91-57-6	
Naphthalene	ND	ug/kg	5.4	2.7	1	09/16/13 11:15	09/17/13 13:50	91-20-3	
Phenanthrene	ND	ug/kg	5.4	2.7	1	09/16/13 11:15	09/17/13 13:50	85-01-8	
Pyrene	ND	ug/kg	5.4	2.7	1	09/16/13 11:15	09/17/13 13:50	129-00-0	
Surrogates									
2-Fluorobiphenyl (S)	66 %.		38-110		1	09/16/13 11:15	09/17/13 13:50	321-60-8	
p-Terphenyl-d14 (S)	68 %.		32-111		1	09/16/13 11:15	09/17/13 13:50	1718-51-0	
8270 MSSV SHORT LIST MICROWAVE									
Analytical Method: EPA 8270 Preparation Method: EPA 3546									
4-Bromophenylphenyl ether	ND	ug/kg	358	179	1	09/17/13 10:00	09/18/13 04:49	101-55-3	
Butylbenzylphthalate	ND	ug/kg	358	179	1	09/17/13 10:00	09/18/13 04:49	85-68-7	
Carbazole	ND	ug/kg	358	179	1	09/17/13 10:00	09/18/13 04:49	86-74-8	
4-Chloro-3-methylphenol	ND	ug/kg	715	358	1	09/17/13 10:00	09/18/13 04:49	59-50-7	
4-Chloroaniline	ND	ug/kg	715	358	1	09/17/13 10:00	09/18/13 04:49	106-47-8	
bis(2-Chloroethoxy)methane	ND	ug/kg	358	179	1	09/17/13 10:00	09/18/13 04:49	111-91-1	
bis(2-Chloroethyl) ether	ND	ug/kg	358	179	1	09/17/13 10:00	09/18/13 04:49	111-44-4	
2-Chloronaphthalene	ND	ug/kg	358	179	1	09/17/13 10:00	09/18/13 04:49	91-58-7	
2-Chlorophenol	ND	ug/kg	358	179	1	09/17/13 10:00	09/18/13 04:49	95-57-8	
4-Chlorophenylphenyl ether	ND	ug/kg	358	179	1	09/17/13 10:00	09/18/13 04:49	7005-72-3	
Dibenzofuran	ND	ug/kg	358	179	1	09/17/13 10:00	09/18/13 04:49	132-64-9	
1,2-Dichlorobenzene	ND	ug/kg	358	179	1	09/17/13 10:00	09/18/13 04:49	95-50-1	
1,3-Dichlorobenzene	ND	ug/kg	358	179	1	09/17/13 10:00	09/18/13 04:49	541-73-1	
1,4-Dichlorobenzene	ND	ug/kg	358	179	1	09/17/13 10:00	09/18/13 04:49	106-46-7	
3,3'-Dichlorobenzidine	ND	ug/kg	715	358	1	09/17/13 10:00	09/18/13 04:49	91-94-1	
2,4-Dichlorophenol	ND	ug/kg	358	179	1	09/17/13 10:00	09/18/13 04:49	120-83-2	
Diethylphthalate	ND	ug/kg	358	179	1	09/17/13 10:00	09/18/13 04:49	84-66-2	
2,4-Dimethylphenol	ND	ug/kg	358	179	1	09/17/13 10:00	09/18/13 04:49	105-67-9	
Dimethylphthalate	ND	ug/kg	358	179	1	09/17/13 10:00	09/18/13 04:49	131-11-3	

REPORT OF LABORATORY ANALYSIS

This report shall not be reproduced, except in full,
without the written consent of Pace Analytical Services, Inc..

ANALYTICAL RESULTS

Project: Hoxsey Property

Pace Project No.: 5086666

Sample: IMW-103 (18-20) **Lab ID: 5086666008** Collected: 09/11/13 09:00 Received: 09/12/13 11:20 Matrix: Solid

Results reported on a "dry-weight" basis

Parameters	Results	Units	Report Limit	MDL	DF	Prepared	Analyzed	CAS No.	Qual
8270 MSSV SHORT LIST									
MICROWAVE									
Analytical Method: EPA 8270 Preparation Method: EPA 3546									
Di-n-butylphthalate	ND	ug/kg	358	179	1	09/17/13 10:00	09/18/13 04:49	84-74-2	
4,6-Dinitro-2-methylphenol	ND	ug/kg	1730	867	1	09/17/13 10:00	09/18/13 04:49	534-52-1	
2,4-Dinitrophenol	ND	ug/kg	1730	1730	1	09/17/13 10:00	09/18/13 04:49	51-28-5	
2,4-Dinitrotoluene	ND	ug/kg	358	179	1	09/17/13 10:00	09/18/13 04:49	121-14-2	
2,6-Dinitrotoluene	ND	ug/kg	358	179	1	09/17/13 10:00	09/18/13 04:49	606-20-2	
Di-n-octylphthalate	ND	ug/kg	358	179	1	09/17/13 10:00	09/18/13 04:49	117-84-0	
bis(2-Ethylhexyl)phthalate	ND	ug/kg	358	179	1	09/17/13 10:00	09/18/13 04:49	117-81-7	
Hexachloro-1,3-butadiene	ND	ug/kg	358	179	1	09/17/13 10:00	09/18/13 04:49	87-68-3	
Hexachlorobenzene	ND	ug/kg	358	179	1	09/17/13 10:00	09/18/13 04:49	118-74-1	
Hexachlorocyclopentadiene	ND	ug/kg	358	358	1	09/17/13 10:00	09/18/13 04:49	77-47-4	
Hexachloroethane	ND	ug/kg	358	179	1	09/17/13 10:00	09/18/13 04:49	67-72-1	
Isophorone	ND	ug/kg	358	179	1	09/17/13 10:00	09/18/13 04:49	78-59-1	
2-Methylphenol(o-Cresol)	ND	ug/kg	358	179	1	09/17/13 10:00	09/18/13 04:49	95-48-7	
3&4-Methylphenol(m&p Cresol)	ND	ug/kg	715	358	1	09/17/13 10:00	09/18/13 04:49		
2-Nitroaniline	ND	ug/kg	1730	867	1	09/17/13 10:00	09/18/13 04:49	88-74-4	
3-Nitroaniline	ND	ug/kg	1730	867	1	09/17/13 10:00	09/18/13 04:49	99-09-2	
4-Nitroaniline	ND	ug/kg	1730	867	1	09/17/13 10:00	09/18/13 04:49	100-01-6	
Nitrobenzene	ND	ug/kg	358	179	1	09/17/13 10:00	09/18/13 04:49	98-95-3	
2-Nitrophenol	ND	ug/kg	358	179	1	09/17/13 10:00	09/18/13 04:49	88-75-5	
4-Nitrophenol	ND	ug/kg	1730	867	1	09/17/13 10:00	09/18/13 04:49	100-02-7	
N-Nitroso-di-n-propylamine	ND	ug/kg	358	179	1	09/17/13 10:00	09/18/13 04:49	621-64-7	
N-Nitrosodiphenylamine	ND	ug/kg	358	179	1	09/17/13 10:00	09/18/13 04:49	86-30-6	
2,2'-Oxybis(1-chloropropane)	ND	ug/kg	358	179	1	09/17/13 10:00	09/18/13 04:49	108-60-1	
Pentachlorophenol	ND	ug/kg	1730	1730	1	09/17/13 10:00	09/18/13 04:49	87-86-5	
Phenol	ND	ug/kg	358	179	1	09/17/13 10:00	09/18/13 04:49	108-95-2	
1,2,4-Trichlorobenzene	ND	ug/kg	358	179	1	09/17/13 10:00	09/18/13 04:49	120-82-1	
2,4,5-Trichlorophenol	ND	ug/kg	358	179	1	09/17/13 10:00	09/18/13 04:49	95-95-4	
2,4,6-Trichlorophenol	ND	ug/kg	358	179	1	09/17/13 10:00	09/18/13 04:49	88-06-2	
Surrogates									
Nitrobenzene-d5 (S)	78 %		28-101		1	09/17/13 10:00	09/18/13 04:49	4165-60-0	
2-Fluorobiphenyl (S)	82 %		31-94		1	09/17/13 10:00	09/18/13 04:49	321-60-8	
p-Terphenyl-d14 (S)	103 %		26-110		1	09/17/13 10:00	09/18/13 04:49	1718-51-0	
Phenol-d5 (S)	75 %		28-101		1	09/17/13 10:00	09/18/13 04:49	4165-62-2	
2-Fluorophenol (S)	81 %		24-104		1	09/17/13 10:00	09/18/13 04:49	367-12-4	
2,4,6-Tribromophenol (S)	93 %		16-122		1	09/17/13 10:00	09/18/13 04:49	118-79-6	

8260 MSV 5035A VOA

Analytical Method: EPA 8260

Acetone	ND	ug/kg	77.5	38.8	1		09/22/13 22:53	67-64-1	
Benzene	1.4J	ug/kg	3.9	0.78	1		09/22/13 22:53	71-43-2	
Bromodichloromethane	ND	ug/kg	3.9	1.9	1		09/22/13 22:53	75-27-4	
Bromoform	ND	ug/kg	3.9	1.9	1		09/22/13 22:53	75-25-2	
Bromomethane	ND	ug/kg	3.9	1.9	1		09/22/13 22:53	74-83-9	
2-Butanone (MEK)	ND	ug/kg	19.4	9.3	1		09/22/13 22:53	78-93-3	
Carbon disulfide	ND	ug/kg	7.8	1.9	1		09/22/13 22:53	75-15-0	

REPORT OF LABORATORY ANALYSIS

This report shall not be reproduced, except in full,
without the written consent of Pace Analytical Services, Inc..

ANALYTICAL RESULTS

Project: Hoxsey Property

Pace Project No.: 5086666

Sample: IMW-103 (18-20) **Lab ID: 5086666008** Collected: 09/11/13 09:00 Received: 09/12/13 11:20 Matrix: Solid

Results reported on a "dry-weight" basis

Parameters	Results	Units	Report Limit	MDL	DF	Prepared	Analyzed	CAS No.	Qual
8260 MSV 5035A VOA		Analytical Method: EPA 8260							
Carbon tetrachloride	ND	ug/kg	3.9	1.9	1		09/22/13 22:53	56-23-5	
Chlorobenzene	ND	ug/kg	3.9	1.9	1		09/22/13 22:53	108-90-7	
Chloroethane	ND	ug/kg	3.9	1.9	1		09/22/13 22:53	75-00-3	
Chloroform	ND	ug/kg	3.9	1.9	1		09/22/13 22:53	67-66-3	
Chloromethane	ND	ug/kg	3.9	1.9	1		09/22/13 22:53	74-87-3	
Dibromochloromethane	ND	ug/kg	3.9	1.9	1		09/22/13 22:53	124-48-1	
1,1-Dichloroethane	ND	ug/kg	3.9	1.9	1		09/22/13 22:53	75-34-3	
1,2-Dichloroethane	ND	ug/kg	3.9	1.9	1		09/22/13 22:53	107-06-2	
1,1-Dichloroethene	ND	ug/kg	3.9	1.9	1		09/22/13 22:53	75-35-4	
cis-1,2-Dichloroethene	ND	ug/kg	3.9	1.9	1		09/22/13 22:53	156-59-2	
trans-1,2-Dichloroethene	ND	ug/kg	3.9	1.9	1		09/22/13 22:53	156-60-5	
1,2-Dichloropropane	ND	ug/kg	3.9	1.9	1		09/22/13 22:53	78-87-5	
cis-1,3-Dichloropropene	ND	ug/kg	3.9	1.9	1		09/22/13 22:53	10061-01-5	
trans-1,3-Dichloropropene	ND	ug/kg	3.9	1.9	1		09/22/13 22:53	10061-02-6	
Ethylbenzene	ND	ug/kg	3.9	1.9	1		09/22/13 22:53	100-41-4	
2-Hexanone	ND	ug/kg	77.5	38.8	1		09/22/13 22:53	591-78-6	
Methylene Chloride	ND	ug/kg	15.5	7.8	1		09/22/13 22:53	75-09-2	
4-Methyl-2-pentanone (MIBK)	ND	ug/kg	19.4	9.3	1		09/22/13 22:53	108-10-1	
Methyl-tert-butyl ether	ND	ug/kg	3.9	1.1	1		09/22/13 22:53	1634-04-4	
Styrene	ND	ug/kg	3.9	1.9	1		09/22/13 22:53	100-42-5	
1,1,1,2-Tetrachloroethane	ND	ug/kg	3.9	1.9	1		09/22/13 22:53	79-34-5	
Tetrachloroethene	ND	ug/kg	3.9	1.5	1		09/22/13 22:53	127-18-4	
Toluene	2.3J	ug/kg	3.9	1.9	1		09/22/13 22:53	108-88-3	
1,1,1-Trichloroethane	ND	ug/kg	3.9	1.9	1		09/22/13 22:53	71-55-6	
1,1,2-Trichloroethane	ND	ug/kg	3.9	1.9	1		09/22/13 22:53	79-00-5	
Trichloroethene	ND	ug/kg	3.9	1.3	1		09/22/13 22:53	79-01-6	
Vinyl chloride	ND	ug/kg	3.9	1.9	1		09/22/13 22:53	75-01-4	
Xylene (Total)	ND	ug/kg	7.8	3.9	1		09/22/13 22:53	1330-20-7	
Surrogates									
Dibromofluoromethane (S)	110	%	85-118		1		09/22/13 22:53	1868-53-7	
Toluene-d8 (S)	101	%	71-128		1		09/22/13 22:53	2037-26-5	
4-Bromofluorobenzene (S)	102	%	56-144		1		09/22/13 22:53	460-00-4	
Percent Moisture		Analytical Method: ASTM D2974-87							
Percent Moisture	8.6	%	0.10	0.10	1		09/16/13 18:28		
9045 pH Soil		Analytical Method: EPA 9045							
pH at 25 Degrees C	8.7	Std. Units	0.10		1		09/16/13 11:11		
Fractional Organic Carbon		Analytical Method: ASTM D2974-87							
Fractional Organic Carbon	0.24	% (w/w)	0.058	0.058	1		09/20/13 10:36		FOC,H1

REPORT OF LABORATORY ANALYSIS

This report shall not be reproduced, except in full,
without the written consent of Pace Analytical Services, Inc..

ANALYTICAL RESULTS

Project: Hoxsey Property

Pace Project No.: 5086666

Sample: EB-1		Lab ID: 5086666009		Collected: 09/11/13 10:00		Received: 09/12/13 11:20		Matrix: Water	
Parameters	Results	Units	Report Limit	MDL	DF	Prepared	Analyzed	CAS No.	Qual
6010 MET ICP		Analytical Method: EPA 6010 Preparation Method: EPA 3010							
Lead	ND ug/L		10.0	4.0	1	09/16/13 14:38	09/17/13 11:01	7439-92-1	
8270 MSSV PAH		Analytical Method: EPA 8270 by SIM Preparation Method: EPA 3510							
Acenaphthene	ND ug/L		1.1	0.53	1	09/17/13 12:37	09/18/13 02:16	83-32-9	
Acenaphthylene	ND ug/L		1.1	0.53	1	09/17/13 12:37	09/18/13 02:16	208-96-8	
Anthracene	ND ug/L		0.11	0.053	1	09/17/13 12:37	09/18/13 02:16	120-12-7	
Benzo(a)anthracene	ND ug/L		0.11	0.053	1	09/17/13 12:37	09/18/13 02:16	56-55-3	
Benzo(a)pyrene	ND ug/L		0.11	0.053	1	09/17/13 12:37	09/18/13 02:16	50-32-8	
Benzo(b)fluoranthene	ND ug/L		0.11	0.053	1	09/17/13 12:37	09/18/13 02:16	205-99-2	
Benzo(g,h,i)perylene	ND ug/L		0.11	0.053	1	09/17/13 12:37	09/18/13 02:16	191-24-2	
Benzo(k)fluoranthene	ND ug/L		0.11	0.053	1	09/17/13 12:37	09/18/13 02:16	207-08-9	
Chrysene	ND ug/L		0.53	0.26	1	09/17/13 12:37	09/18/13 02:16	218-01-9	
Dibenz(a,h)anthracene	ND ug/L		0.11	0.053	1	09/17/13 12:37	09/18/13 02:16	53-70-3	
Fluoranthene	ND ug/L		1.1	0.53	1	09/17/13 12:37	09/18/13 02:16	206-44-0	
Fluorene	ND ug/L		1.1	0.53	1	09/17/13 12:37	09/18/13 02:16	86-73-7	
Indeno(1,2,3-cd)pyrene	ND ug/L		0.11	0.053	1	09/17/13 12:37	09/18/13 02:16	193-39-5	
2-Methylnaphthalene	ND ug/L		1.1	0.53	1	09/17/13 12:37	09/18/13 02:16	91-57-6	
Naphthalene	ND ug/L		1.1	0.53	1	09/17/13 12:37	09/18/13 02:16	91-20-3	
Phenanthrene	ND ug/L		1.1	0.53	1	09/17/13 12:37	09/18/13 02:16	85-01-8	
Pyrene	ND ug/L		1.1	0.53	1	09/17/13 12:37	09/18/13 02:16	129-00-0	
Surrogates									
2-Fluorobiphenyl (S)	83 %.		21-114		1	09/17/13 12:37	09/18/13 02:16	321-60-8	
p-Terphenyl-d14 (S)	87 %.		25-131		1	09/17/13 12:37	09/18/13 02:16	1718-51-0	
8270 MSSV SCAN		Analytical Method: EPA 8270 Preparation Method: EPA 3510							
4-Bromophenylphenyl ether	ND ug/L		10.5	5.3	1	09/17/13 12:37	09/18/13 04:29	101-55-3	
Butylbenzylphthalate	ND ug/L		10.5	5.3	1	09/17/13 12:37	09/18/13 04:29	85-68-7	
Carbazole	ND ug/L		10.5	5.3	1	09/17/13 12:37	09/18/13 04:29	86-74-8	
4-Chloro-3-methylphenol	ND ug/L		21.1	10.5	1	09/17/13 12:37	09/18/13 04:29	59-50-7	
4-Chloroaniline	ND ug/L		21.1	10.5	1	09/17/13 12:37	09/18/13 04:29	106-47-8	
bis(2-Chloroethoxy)methane	ND ug/L		10.5	5.3	1	09/17/13 12:37	09/18/13 04:29	111-91-1	
bis(2-Chloroethyl) ether	ND ug/L		10.5	5.3	1	09/17/13 12:37	09/18/13 04:29	111-44-4	
2-Chloronaphthalene	ND ug/L		10.5	5.3	1	09/17/13 12:37	09/18/13 04:29	91-58-7	
2-Chlorophenol	ND ug/L		10.5	5.3	1	09/17/13 12:37	09/18/13 04:29	95-57-8	
4-Chlorophenylphenyl ether	ND ug/L		10.5	5.3	1	09/17/13 12:37	09/18/13 04:29	7005-72-3	
Dibenzofuran	ND ug/L		10.5	5.3	1	09/17/13 12:37	09/18/13 04:29	132-64-9	
1,2-Dichlorobenzene	ND ug/L		10.5	5.3	1	09/17/13 12:37	09/18/13 04:29	95-50-1	
1,3-Dichlorobenzene	ND ug/L		10.5	5.3	1	09/17/13 12:37	09/18/13 04:29	541-73-1	
1,4-Dichlorobenzene	ND ug/L		10.5	5.3	1	09/17/13 12:37	09/18/13 04:29	106-46-7	
3,3'-Dichlorobenzidine	ND ug/L		21.1	10.5	1	09/17/13 12:37	09/18/13 04:29	91-94-1	
2,4-Dichlorophenol	ND ug/L		10.5	5.3	1	09/17/13 12:37	09/18/13 04:29	120-83-2	
Diethylphthalate	ND ug/L		10.5	5.3	1	09/17/13 12:37	09/18/13 04:29	84-66-2	
2,4-Dimethylphenol	ND ug/L		10.5	5.3	1	09/17/13 12:37	09/18/13 04:29	105-67-9	
Dimethylphthalate	ND ug/L		10.5	5.3	1	09/17/13 12:37	09/18/13 04:29	131-11-3	
Di-n-butylphthalate	ND ug/L		10.5	5.3	1	09/17/13 12:37	09/18/13 04:29	84-74-2	
4,6-Dinitro-2-methylphenol	ND ug/L		52.6	26.3	1	09/17/13 12:37	09/18/13 04:29	534-52-1	

REPORT OF LABORATORY ANALYSIS

This report shall not be reproduced, except in full,
without the written consent of Pace Analytical Services, Inc..

ANALYTICAL RESULTS

Project: Hoxsey Property

Pace Project No.: 5086666

Sample: EB-1 **Lab ID: 5086666009** Collected: 09/11/13 10:00 Received: 09/12/13 11:20 Matrix: Water

Parameters	Results	Units	Report			Prepared	Analyzed	CAS No.	Qual
			Limit	MDL	DF				

8270 MSSV SCAN

Analytical Method: EPA 8270 Preparation Method: EPA 3510

2,4-Dinitrophenol	ND ug/L		52.6	52.6	1	09/17/13 12:37	09/18/13 04:29	51-28-5	
2,4-Dinitrotoluene	ND ug/L		10.5	5.3	1	09/17/13 12:37	09/18/13 04:29	121-14-2	
2,6-Dinitrotoluene	ND ug/L		10.5	5.3	1	09/17/13 12:37	09/18/13 04:29	606-20-2	
Di-n-octylphthalate	ND ug/L		10.5	5.3	1	09/17/13 12:37	09/18/13 04:29	117-84-0	
bis(2-Ethylhexyl)phthalate	ND ug/L		5.3	2.6	1	09/17/13 12:37	09/18/13 04:29	117-81-7	
Hexachloro-1,3-butadiene	ND ug/L		5.3	2.6	1	09/17/13 12:37	09/18/13 04:29	87-68-3	
Hexachlorobenzene	ND ug/L		10.5	5.3	1	09/17/13 12:37	09/18/13 04:29	118-74-1	
Hexachlorocyclopentadiene	ND ug/L		21.1	21.1	1	09/17/13 12:37	09/18/13 04:29	77-47-4	
Hexachloroethane	ND ug/L		10.5	5.3	1	09/17/13 12:37	09/18/13 04:29	67-72-1	
Isophorone	ND ug/L		10.5	5.3	1	09/17/13 12:37	09/18/13 04:29	78-59-1	
2-Methylphenol(o-Cresol)	ND ug/L		10.5	5.3	1	09/17/13 12:37	09/18/13 04:29	95-48-7	
3&4-Methylphenol(m&p Cresol)	ND ug/L		21.1	10.5	1	09/17/13 12:37	09/18/13 04:29		
2-Nitroaniline	ND ug/L		52.6	26.3	1	09/17/13 12:37	09/18/13 04:29	88-74-4	
3-Nitroaniline	ND ug/L		52.6	26.3	1	09/17/13 12:37	09/18/13 04:29	99-09-2	
4-Nitroaniline	ND ug/L		52.6	26.3	1	09/17/13 12:37	09/18/13 04:29	100-01-6	
Nitrobenzene	ND ug/L		10.5	5.3	1	09/17/13 12:37	09/18/13 04:29	98-95-3	
2-Nitrophenol	ND ug/L		10.5	5.3	1	09/17/13 12:37	09/18/13 04:29	88-75-5	
4-Nitrophenol	ND ug/L		52.6	52.6	1	09/17/13 12:37	09/18/13 04:29	100-02-7	
N-Nitroso-di-n-propylamine	ND ug/L		10.5	5.3	1	09/17/13 12:37	09/18/13 04:29	621-64-7	
N-Nitrosodiphenylamine	ND ug/L		10.5	5.3	1	09/17/13 12:37	09/18/13 04:29	86-30-6	
2,2'-Oxybis(1-chloropropane)	ND ug/L		5.3		1	09/17/13 12:37	09/18/13 04:29	108-60-1	
Pentachlorophenol	ND ug/L		52.6	26.3	1	09/17/13 12:37	09/18/13 04:29	87-86-5	
Phenol	ND ug/L		10.5	5.3	1	09/17/13 12:37	09/18/13 04:29	108-95-2	
1,2,4-Trichlorobenzene	ND ug/L		10.5	5.3	1	09/17/13 12:37	09/18/13 04:29	120-82-1	
2,4,5-Trichlorophenol	ND ug/L		10.5	5.3	1	09/17/13 12:37	09/18/13 04:29	95-95-4	
2,4,6-Trichlorophenol	ND ug/L		10.5	5.3	1	09/17/13 12:37	09/18/13 04:29	88-06-2	
Surrogates									
Nitrobenzene-d5 (S)	78 %.		29-126		1	09/17/13 12:37	09/18/13 04:29	4165-60-0	
Phenol-d5 (S)	16 %.		10-47		1	09/17/13 12:37	09/18/13 04:29	4165-62-2	
2-Fluorophenol (S)	30 %.		10-67		1	09/17/13 12:37	09/18/13 04:29	367-12-4	
2,4,6-Tribromophenol (S)	94 %.		31-161		1	09/17/13 12:37	09/18/13 04:29	118-79-6	

8260 MSV

Analytical Method: EPA 8260

Acetone	ND ug/L		100	50.0	1		09/22/13 23:10	67-64-1	
Benzene	ND ug/L		5.0	1.0	1		09/22/13 23:10	71-43-2	
Bromodichloromethane	ND ug/L		5.0	2.5	1		09/22/13 23:10	75-27-4	
Bromoform	ND ug/L		5.0	2.5	1		09/22/13 23:10	75-25-2	
Bromomethane	ND ug/L		5.0	2.5	1		09/22/13 23:10	74-83-9	
2-Butanone (MEK)	ND ug/L		25.0	12.0	1		09/22/13 23:10	78-93-3	
Carbon disulfide	ND ug/L		10.0	5.0	1		09/22/13 23:10	75-15-0	
Carbon tetrachloride	ND ug/L		5.0	2.5	1		09/22/13 23:10	56-23-5	
Chlorobenzene	ND ug/L		5.0	2.5	1		09/22/13 23:10	108-90-7	
Chloroethane	ND ug/L		5.0	2.5	1		09/22/13 23:10	75-00-3	
Chloroform	ND ug/L		5.0	2.5	1		09/22/13 23:10	67-66-3	
Chloromethane	ND ug/L		5.0	2.5	1		09/22/13 23:10	74-87-3	
Dibromochloromethane	ND ug/L		5.0	2.5	1		09/22/13 23:10	124-48-1	

REPORT OF LABORATORY ANALYSIS

This report shall not be reproduced, except in full,
without the written consent of Pace Analytical Services, Inc..

ANALYTICAL RESULTS

Project: Hoxsey Property

Pace Project No.: 5086666

Sample: EB-1 **Lab ID: 5086666009** Collected: 09/11/13 10:00 Received: 09/12/13 11:20 Matrix: Water

Parameters	Results	Units	Report			Prepared	Analyzed	CAS No.	Qual
			Limit	MDL	DF				
8260 MSV Analytical Method: EPA 8260									
1,1-Dichloroethane	ND	ug/L	5.0	2.5	1		09/22/13 23:10	75-34-3	
1,2-Dichloroethane	ND	ug/L	5.0	1.0	1		09/22/13 23:10	107-06-2	
1,1-Dichloroethene	ND	ug/L	5.0	2.5	1		09/22/13 23:10	75-35-4	
cis-1,2-Dichloroethene	ND	ug/L	5.0	2.5	1		09/22/13 23:10	156-59-2	
trans-1,2-Dichloroethene	ND	ug/L	5.0	2.5	1		09/22/13 23:10	156-60-5	
1,2-Dichloropropane	ND	ug/L	5.0	2.5	1		09/22/13 23:10	78-87-5	
cis-1,3-Dichloropropene	ND	ug/L	5.0	2.5	1		09/22/13 23:10	10061-01-5	
trans-1,3-Dichloropropene	ND	ug/L	5.0	2.5	1		09/22/13 23:10	10061-02-6	
Ethylbenzene	ND	ug/L	5.0	2.5	1		09/22/13 23:10	100-41-4	
2-Hexanone	ND	ug/L	25.0	12.0	1		09/22/13 23:10	591-78-6	
Methylene Chloride	ND	ug/L	5.0	2.5	1		09/22/13 23:10	75-09-2	
4-Methyl-2-pentanone (MIBK)	ND	ug/L	25.0	12.0	1		09/22/13 23:10	108-10-1	
Methyl-tert-butyl ether	ND	ug/L	4.0	1.0	1		09/22/13 23:10	1634-04-4	
Styrene	ND	ug/L	5.0	2.5	1		09/22/13 23:10	100-42-5	
1,1,2,2-Tetrachloroethane	ND	ug/L	5.0	2.5	1		09/22/13 23:10	79-34-5	
Tetrachloroethene	ND	ug/L	5.0	1.0	1		09/22/13 23:10	127-18-4	
Toluene	ND	ug/L	5.0	2.5	1		09/22/13 23:10	108-88-3	
1,1,1-Trichloroethane	ND	ug/L	5.0	2.5	1		09/22/13 23:10	71-55-6	
1,1,2-Trichloroethane	ND	ug/L	5.0	2.5	1		09/22/13 23:10	79-00-5	
Trichloroethene	ND	ug/L	5.0	1.0	1		09/22/13 23:10	79-01-6	
Vinyl chloride	ND	ug/L	2.0	1.0	1		09/22/13 23:10	75-01-4	
Xylene (Total)	ND	ug/L	10.0	5.0	1		09/22/13 23:10	1330-20-7	
Surrogates									
Dibromofluoromethane (S)	104 %.		79-116		1		09/22/13 23:10	1868-53-7	
4-Bromofluorobenzene (S)	99 %.		80-114		1		09/22/13 23:10	460-00-4	
Toluene-d8 (S)	104 %.		81-110		1		09/22/13 23:10	2037-26-5	

REPORT OF LABORATORY ANALYSIS

This report shall not be reproduced, except in full,
without the written consent of Pace Analytical Services, Inc..

ANALYTICAL RESULTS

Project: Hoxsey Property

Pace Project No.: 5086666

Sample: DISPOSAL **Lab ID: 5086666010** Collected: 09/11/13 14:00 Received: 09/12/13 11:20 Matrix: Solid

Results reported on a "wet-weight" basis

Parameters	Results	Units	Report Limit	MDL	DF	Prepared	Analyzed	CAS No.	Qual
8082 GCS PCB									
Analytical Method: EPA 8082 Preparation Method: EPA 3546									
PCB-1016 (Aroclor 1016)	ND	ug/kg	99.7	49.8	1	09/17/13 10:37	09/18/13 13:16	12674-11-2	
PCB-1221 (Aroclor 1221)	ND	ug/kg	99.7	49.8	1	09/17/13 10:37	09/18/13 13:16	11104-28-2	
PCB-1232 (Aroclor 1232)	ND	ug/kg	99.7	49.8	1	09/17/13 10:37	09/18/13 13:16	11141-16-5	
PCB-1242 (Aroclor 1242)	ND	ug/kg	99.7	49.8	1	09/17/13 10:37	09/18/13 13:16	53469-21-9	
PCB-1248 (Aroclor 1248)	ND	ug/kg	99.7	49.8	1	09/17/13 10:37	09/18/13 13:16	12672-29-6	
PCB-1254 (Aroclor 1254)	ND	ug/kg	99.7	49.8	1	09/17/13 10:37	09/18/13 13:16	11097-69-1	
PCB-1260 (Aroclor 1260)	ND	ug/kg	99.7	49.8	1	09/17/13 10:37	09/18/13 13:16	11096-82-5	
Surrogates									
Tetrachloro-m-xylene (S)	43 %.		30-106		1	09/17/13 10:37	09/18/13 13:16	877-09-8	
6010 MET ICP, TCLP									
Analytical Method: EPA 6010 Preparation Method: EPA 3010									
Leachate Method/Date: EPA 1311; 09/18/13 13:45									
Arsenic	0.0062J	mg/L	0.010	0.0050	1	09/19/13 15:16	09/20/13 11:56	7440-38-2	
Barium	0.41J	mg/L	0.50	0.010	1	09/19/13 15:16	09/20/13 11:56	7440-39-3	
Cadmium	0.0027J	mg/L	0.0050	0.0025	1	09/19/13 15:16	09/20/13 11:56	7440-43-9	
Chromium	0.0087J	mg/L	0.010	0.0050	1	09/19/13 15:16	09/20/13 11:56	7440-47-3	
Lead	0.11	mg/L	0.010	0.0040	1	09/19/13 15:16	09/20/13 11:56	7439-92-1	
Selenium	ND	mg/L	0.010	0.0050	1	09/19/13 15:16	09/20/13 11:56	7782-49-2	
Silver	ND	mg/L	0.050	0.025	1	09/19/13 15:16	09/20/13 11:56	7440-22-4	
7470 Mercury, TCLP									
Analytical Method: EPA 7470 Preparation Method: EPA 7470									
Leachate Method/Date: EPA 1311; 09/18/13 13:45									
Mercury	ND	mg/L	0.00067	0.00033	1	09/24/13 12:48	09/25/13 11:33	7439-97-6	
8270 MSSV TCLP Sep Funnel									
Analytical Method: EPA 8270 Preparation Method: EPA 3510									
Leachate Method/Date: EPA 1311; 09/18/13 13:45									
1,4-Dichlorobenzene	ND	ug/L	100	50.0	1	09/19/13 14:30	09/23/13 22:37	106-46-7	
2,4-Dinitrotoluene	ND	ug/L	100	50.0	1	09/19/13 14:30	09/23/13 22:37	121-14-2	
Hexachloro-1,3-butadiene	ND	ug/L	100	50.0	1	09/19/13 14:30	09/23/13 22:37	87-68-3	
Hexachlorobenzene	ND	ug/L	100	50.0	1	09/19/13 14:30	09/23/13 22:37	118-74-1	
Hexachloroethane	ND	ug/L	100	50.0	1	09/19/13 14:30	09/23/13 22:37	67-72-1	
2-Methylphenol(o-Cresol)	ND	ug/L	100	50.0	1	09/19/13 14:30	09/23/13 22:37	95-48-7	
3&4-Methylphenol(m&p Cresol)	ND	ug/L	200	100	1	09/19/13 14:30	09/23/13 22:37		
Nitrobenzene	ND	ug/L	100	50.0	1	09/19/13 14:30	09/23/13 22:37	98-95-3	
Pentachlorophenol	ND	ug/L	500	250	1	09/19/13 14:30	09/23/13 22:37	87-86-5	
Pyridine	ND	ug/L	100	100	1	09/19/13 14:30	09/23/13 22:37	110-86-1	
2,4,5-Trichlorophenol	ND	ug/L	500	50.0	1	09/19/13 14:30	09/23/13 22:37	95-95-4	
2,4,6-Trichlorophenol	ND	ug/L	100	50.0	1	09/19/13 14:30	09/23/13 22:37	88-06-2	
Surrogates									
Nitrobenzene-d5 (S)	73 %.		29-126		1	09/19/13 14:30	09/23/13 22:37	4165-60-0	
2-Fluorobiphenyl (S)	68 %.		31-118		1	09/19/13 14:30	09/23/13 22:37	321-60-8	
p-Terphenyl-d14 (S)	67 %.		28-129		1	09/19/13 14:30	09/23/13 22:37	1718-51-0	
Phenol-d5 (S)	13 %.		10-47		1	09/19/13 14:30	09/23/13 22:37	4165-62-2	
2-Fluorophenol (S)	24 %.		10-67		1	09/19/13 14:30	09/23/13 22:37	367-12-4	

REPORT OF LABORATORY ANALYSIS

This report shall not be reproduced, except in full,
without the written consent of Pace Analytical Services, Inc..

ANALYTICAL RESULTS

Project: Hoxsey Property
Pace Project No.: 5086666

Sample: DISPOSAL **Lab ID: 5086666010** Collected: 09/11/13 14:00 Received: 09/12/13 11:20 Matrix: Solid

Results reported on a "wet-weight" basis

Parameters	Results	Units	Report Limit	MDL	DF	Prepared	Analyzed	CAS No.	Qual
8270 MSSV TCLP Sep Funnel									
Analytical Method: EPA 8270 Preparation Method: EPA 3510									
Leachate Method/Date: EPA 1311; 09/18/13 13:45									
Surrogates									
2,4,6-Tribromophenol (S)	78 %.		31-161		1	09/19/13 14:30	09/23/13 22:37	118-79-6	
8260 MSV TCLP									
Analytical Method: EPA 8260 Leachate Method/Date: EPA 1311; 09/17/13 13:00									
Benzene	ND ug/L		50.0	10.0	1		09/25/13 20:44	71-43-2	
2-Butanone (MEK)	ND ug/L		1000		1		09/25/13 20:44	78-93-3	
Carbon tetrachloride	ND ug/L		50.0		1		09/25/13 20:44	56-23-5	
Chlorobenzene	ND ug/L		50.0		1		09/25/13 20:44	108-90-7	
Chloroform	ND ug/L		50.0		1		09/25/13 20:44	67-66-3	
1,2-Dichloroethane	ND ug/L		50.0		1		09/25/13 20:44	107-06-2	
1,1-Dichloroethene	ND ug/L		50.0		1		09/25/13 20:44	75-35-4	
Tetrachloroethene	ND ug/L		50.0		1		09/25/13 20:44	127-18-4	
Trichloroethene	ND ug/L		50.0		1		09/25/13 20:44	79-01-6	
Vinyl chloride	20.6 ug/L		20.0		1		09/25/13 20:44	75-01-4	
Surrogates									
Toluene-d8 (S)	96 %.		81-110		1		09/25/13 20:44	2037-26-5	
4-Bromofluorobenzene (S)	95 %.		80-114		1		09/25/13 20:44	460-00-4	
Dibromofluoromethane (S)	99 %.		79-116		1		09/25/13 20:44	1868-53-7	
1010 Flashpoint,Closed Cup									
Analytical Method: EPA 1010									
Flashpoint	> 180 deg F			78.0	1		09/16/13 14:29		
9045 pH Soil									
Analytical Method: EPA 9045									
pH at 25 Degrees C	10.0 Std. Units		0.10		1		09/18/13 11:25		
9095 Paint Filter Liquid Test									
Analytical Method: EPA 9095									
Free Liquids	PASS no units				1		09/17/13 11:00		

REPORT OF LABORATORY ANALYSIS

This report shall not be reproduced, except in full,
without the written consent of Pace Analytical Services, Inc..

QUALITY CONTROL DATA

Project: Hoxsey Property

Pace Project No.: 5086666

QC Batch: MERP/4906

Analysis Method: EPA 7470

QC Batch Method: EPA 7470

Analysis Description: 7470 Mercury TCLP

Associated Lab Samples: 5086666010

METHOD BLANK: 982566

Matrix: Water

Associated Lab Samples: 5086666010

Parameter	Units	Blank Result	Reporting Limit	Analyzed	Qualifiers
Mercury	mg/L	ND	0.00067	09/25/13 10:40	

LABORATORY CONTROL SAMPLE: 982567

Parameter	Units	Spike Conc.	LCS Result	LCS % Rec	% Rec Limits	Qualifiers
Mercury	mg/L	.005	0.0049	98	80-120	

MATRIX SPIKE SAMPLE: 982569

Parameter	Units	5086733001 Result	Spike Conc.	MS Result	MS % Rec	% Rec Limits	Qualifiers
Mercury	mg/L	ND	.005	0.0052	104	75-125	

MATRIX SPIKE SAMPLE: 982963

Parameter	Units	5086699001 Result	Spike Conc.	MS Result	MS % Rec	% Rec Limits	Qualifiers
Mercury	mg/L	ND	.005	0.0050	99	75-125	

MATRIX SPIKE SAMPLE: 982971

Parameter	Units	5086666010 Result	Spike Conc.	MS Result	MS % Rec	% Rec Limits	Qualifiers
Mercury	mg/L	ND	.005	0.0050	99	75-125	

REPORT OF LABORATORY ANALYSIS

This report shall not be reproduced, except in full,
without the written consent of Pace Analytical Services, Inc..

QUALITY CONTROL DATA

Project: Hoxsey Property

Pace Project No.: 5086666

QC Batch: MPRP/12040 Analysis Method: EPA 6010
 QC Batch Method: EPA 3050 Analysis Description: 6010 MET
 Associated Lab Samples: 5086666001, 5086666002, 5086666003, 5086666004, 5086666005, 5086666006, 5086666007, 5086666008

METHOD BLANK: 979104 Matrix: Solid
 Associated Lab Samples: 5086666001, 5086666002, 5086666003, 5086666004, 5086666005, 5086666006, 5086666007, 5086666008

Parameter	Units	Blank Result	Reporting Limit	Analyzed	Qualifiers
Lead	mg/kg	ND	2.0	09/16/13 08:36	

LABORATORY CONTROL SAMPLE: 979105

Parameter	Units	Spike Conc.	LCS Result	LCS % Rec	% Rec Limits	Qualifiers
Lead	mg/kg	50	49.4	99	80-120	

MATRIX SPIKE & MATRIX SPIKE DUPLICATE: 979106 979107

Parameter	Units	5086666007		979107		MS % Rec	MSD % Rec	% Rec Limits	RPD	Max RPD	Qual
		MS Spike Conc.	MSD Spike Conc.	MS Result	MSD Result						
Lead	mg/kg	10.7	51.6	51.4	50.2	50.0	77	76	75-125	0	20

REPORT OF LABORATORY ANALYSIS

This report shall not be reproduced, except in full,
 without the written consent of Pace Analytical Services, Inc..

QUALITY CONTROL DATA

Project: Hoxsey Property
Pace Project No.: 5086666

QC Batch: MPRP/12075 Analysis Method: EPA 6010
QC Batch Method: EPA 3010 Analysis Description: 6010 MET TCLP
Associated Lab Samples: 5086666010

METHOD BLANK: 982519 Matrix: Water

Associated Lab Samples: 5086666010

Parameter	Units	Blank Result	Reporting Limit	Analyzed	Qualifiers
Arsenic	mg/L	ND	0.010	09/20/13 11:52	
Barium	mg/L	ND	0.50	09/20/13 11:52	
Cadmium	mg/L	ND	0.0050	09/20/13 11:52	
Chromium	mg/L	ND	0.010	09/20/13 11:52	
Lead	mg/L	ND	0.010	09/20/13 11:52	
Selenium	mg/L	ND	0.010	09/20/13 11:52	
Silver	mg/L	ND	0.050	09/20/13 11:52	

LABORATORY CONTROL SAMPLE: 982520

Parameter	Units	Spike Conc.	LCS Result	LCS % Rec	% Rec Limits	Qualifiers
Arsenic	mg/L	1	1.0	105	80-120	
Barium	mg/L	1	0.98	98	80-120	
Cadmium	mg/L	1	0.99	99	80-120	
Chromium	mg/L	1	0.98	98	80-120	
Lead	mg/L	1	0.89	89	80-120	
Selenium	mg/L	1	1.0	103	80-120	
Silver	mg/L	.5	0.50	100	80-120	

MATRIX SPIKE SAMPLE: 982521

Parameter	Units	5086666010 Result	Spike Conc.	MS Result	MS % Rec	% Rec Limits	Qualifiers
Arsenic	mg/L	0.0062J	1	1.1	105	50-150	
Barium	mg/L	0.41J	1	1.4	99	50-150	
Cadmium	mg/L	0.0027J	1	0.99	98	50-150	
Chromium	mg/L	0.0087J	1	0.94	93	50-150	
Lead	mg/L	0.11	1	0.96	85	50-150	
Selenium	mg/L	ND	1	1.0	102	50-150	
Silver	mg/L	ND	.5	0.50	100	50-150	

MATRIX SPIKE SAMPLE: 982522

Parameter	Units	5086733001 Result	Spike Conc.	MS Result	MS % Rec	% Rec Limits	Qualifiers
Arsenic	mg/L	ND	1	1.0	105	50-150	
Barium	mg/L	ND	1	1.4	100	50-150	
Cadmium	mg/L	ND	1	1.0	102	50-150	
Chromium	mg/L	0.011	1	1.0	98	50-150	
Lead	mg/L	ND	1	0.93	92	50-150	

REPORT OF LABORATORY ANALYSIS

This report shall not be reproduced, except in full,
without the written consent of Pace Analytical Services, Inc..

QUALITY CONTROL DATA

Project: Hoxsey Property

Pace Project No.: 5086666

MATRIX SPIKE SAMPLE:		982522					
Parameter	Units	5086733001 Result	Spike Conc.	MS Result	MS % Rec	% Rec Limits	Qualifiers
Selenium	mg/L	ND	1	1.1	105	50-150	
Silver	mg/L	ND	.5	0.51	102	50-150	

REPORT OF LABORATORY ANALYSIS

This report shall not be reproduced, except in full,
without the written consent of Pace Analytical Services, Inc..

QUALITY CONTROL DATA

Project: Hoxsey Property

Pace Project No.: 5086666

QC Batch: MPRP/12053

Analysis Method: EPA 6010

QC Batch Method: EPA 3010

Analysis Description: 6010 MET

Associated Lab Samples: 5086666009

METHOD BLANK: 980303

Matrix: Water

Associated Lab Samples: 5086666009

Parameter	Units	Blank Result	Reporting Limit	Analyzed	Qualifiers
Lead	ug/L	ND	10.0	09/17/13 10:47	

LABORATORY CONTROL SAMPLE: 980304

Parameter	Units	Spike Conc.	LCS Result	LCS % Rec	% Rec Limits	Qualifiers
Lead	ug/L	1000	962	96	80-120	

MATRIX SPIKE & MATRIX SPIKE DUPLICATE: 980321

980322

Parameter	Units	5086683003		MS	MSD	MS	MSD	MS	MSD	% Rec	Max	
		Result	Conc.	Spike Conc.	Spike Conc.	Result	Result	% Rec	% Rec	Limits	RPD	RPD
Lead	ug/L	ND	1000	1000	931	926	93	92	75-125	1	20	

REPORT OF LABORATORY ANALYSIS

This report shall not be reproduced, except in full,
without the written consent of Pace Analytical Services, Inc..

QUALITY CONTROL DATA

Project: Hoxsey Property
Pace Project No.: 5086666

QC Batch: MSV/57553 Analysis Method: EPA 8260
QC Batch Method: EPA 8260 Analysis Description: 8260 MSV TCLP
Associated Lab Samples: 5086666010

METHOD BLANK: 986283 Matrix: Water
Associated Lab Samples: 5086666010

Parameter	Units	Blank Result	Reporting Limit	Analyzed	Qualifiers
1,1-Dichloroethene	ug/L	ND	50.0	09/25/13 13:35	
1,2-Dichloroethane	ug/L	ND	50.0	09/25/13 13:35	
2-Butanone (MEK)	ug/L	ND	1000	09/25/13 13:35	
Benzene	ug/L	ND	50.0	09/25/13 13:35	
Carbon tetrachloride	ug/L	ND	50.0	09/25/13 13:35	
Chlorobenzene	ug/L	ND	50.0	09/25/13 13:35	
Chloroform	ug/L	ND	50.0	09/25/13 13:35	
Tetrachloroethene	ug/L	ND	50.0	09/25/13 13:35	
Trichloroethene	ug/L	ND	50.0	09/25/13 13:35	
Vinyl chloride	ug/L	ND	20.0	09/25/13 13:35	
4-Bromofluorobenzene (S)	%	96	80-114	09/25/13 13:35	
Dibromofluoromethane (S)	%	104	79-116	09/25/13 13:35	
Toluene-d8 (S)	%	95	81-110	09/25/13 13:35	

LABORATORY CONTROL SAMPLE: 986284

Parameter	Units	Spike Conc.	LCS Result	LCS % Rec	% Rec Limits	Qualifiers
1,1-Dichloroethene	ug/L	500	548	110	68-127	
1,2-Dichloroethane	ug/L	500	433	87	75-128	
2-Butanone (MEK)	ug/L	2500	2020	81	58-139	
Benzene	ug/L	500	441	88	74-122	
Carbon tetrachloride	ug/L	500	440	88	56-137	
Chlorobenzene	ug/L	500	476	95	78-123	
Chloroform	ug/L	500	495	99	78-126	
Tetrachloroethene	ug/L	500	447	89	69-130	
Trichloroethene	ug/L	500	514	103	76-126	
Vinyl chloride	ug/L	500	438	88	59-126	
4-Bromofluorobenzene (S)	%			90	80-114	
Dibromofluoromethane (S)	%			101	79-116	
Toluene-d8 (S)	%			94	81-110	

MATRIX SPIKE SAMPLE: 986285

Parameter	Units	5086666010 Result	Spike Conc.	MS Result	MS % Rec	% Rec Limits	Qualifiers
1,1-Dichloroethene	ug/L	ND	500	532	106	55-145	
1,2-Dichloroethane	ug/L	ND	500	393	79	62-138	
2-Butanone (MEK)	ug/L	ND	2500	1600	64	37-156	
Benzene	ug/L	ND	500	417	83	62-129	
Carbon tetrachloride	ug/L	ND	500	398	80	46-142	
Chlorobenzene	ug/L	ND	500	447	89	49-136	

REPORT OF LABORATORY ANALYSIS

This report shall not be reproduced, except in full,
without the written consent of Pace Analytical Services, Inc..

QUALITY CONTROL DATA

Project: Hoxsey Property

Pace Project No.: 5086666

MATRIX SPIKE SAMPLE:		986285					
Parameter	Units	5086666010 Result	Spike Conc.	MS Result	MS % Rec	% Rec Limits	Qualifiers
Chloroform	ug/L	ND	500	457	91	54-150	
Tetrachloroethene	ug/L	ND	500	442	88	33-151	
Trichloroethene	ug/L	ND	500	460	89	50-143	
Vinyl chloride	ug/L	20.6	500	427	81	44-145	
4-Bromofluorobenzene (S)	%.				91	80-114	
Dibromofluoromethane (S)	%.				102	79-116	
Toluene-d8 (S)	%.				95	81-110	

MATRIX SPIKE SAMPLE:		986286					
Parameter	Units	5086267001 Result	Spike Conc.	MS Result	MS % Rec	% Rec Limits	Qualifiers
1,1-Dichloroethene	ug/L	ND	500	552	110	55-145	
1,2-Dichloroethane	ug/L	ND	500	399	80	62-138	
2-Butanone (MEK)	ug/L	ND	2500	1590	63	37-156	
Benzene	ug/L	ND	500	426	85	62-129	
Carbon tetrachloride	ug/L	ND	500	420	84	46-142	
Chlorobenzene	ug/L	ND	500	469	94	49-136	
Chloroform	ug/L	ND	500	467	93	54-150	
Tetrachloroethene	ug/L	ND	500	455	91	33-151	
Trichloroethene	ug/L	ND	500	467	90	50-143	
Vinyl chloride	ug/L	ND	500	441	88	44-145	
4-Bromofluorobenzene (S)	%.				89	80-114	
Dibromofluoromethane (S)	%.				99	79-116	
Toluene-d8 (S)	%.				96	81-110	

REPORT OF LABORATORY ANALYSIS

This report shall not be reproduced, except in full,
without the written consent of Pace Analytical Services, Inc..

QUALITY CONTROL DATA

Project: Hoxsey Property
Pace Project No.: 5086666

QC Batch: MSV/57424 Analysis Method: EPA 8260
QC Batch Method: EPA 8260 Analysis Description: 8260 MSV
Associated Lab Samples: 5086666009

METHOD BLANK: 984112 Matrix: Water
Associated Lab Samples: 5086666009

Parameter	Units	Blank Result	Reporting Limit	Analyzed	Qualifiers
1,1,1-Trichloroethane	ug/L	ND	5.0	09/22/13 14:47	
1,1,2,2-Tetrachloroethane	ug/L	ND	5.0	09/22/13 14:47	
1,1,2-Trichloroethane	ug/L	ND	5.0	09/22/13 14:47	
1,1-Dichloroethane	ug/L	ND	5.0	09/22/13 14:47	
1,1-Dichloroethene	ug/L	ND	5.0	09/22/13 14:47	
1,2-Dichloroethane	ug/L	ND	5.0	09/22/13 14:47	
1,2-Dichloropropane	ug/L	ND	5.0	09/22/13 14:47	
2-Butanone (MEK)	ug/L	ND	25.0	09/22/13 14:47	
2-Hexanone	ug/L	ND	25.0	09/22/13 14:47	
4-Methyl-2-pentanone (MIBK)	ug/L	ND	25.0	09/22/13 14:47	
Acetone	ug/L	ND	100	09/22/13 14:47	
Benzene	ug/L	ND	5.0	09/22/13 14:47	
Bromodichloromethane	ug/L	ND	5.0	09/22/13 14:47	
Bromoform	ug/L	ND	5.0	09/22/13 14:47	
Bromomethane	ug/L	ND	5.0	09/22/13 14:47	
Carbon disulfide	ug/L	ND	10.0	09/22/13 14:47	
Carbon tetrachloride	ug/L	ND	5.0	09/22/13 14:47	
Chlorobenzene	ug/L	ND	5.0	09/22/13 14:47	
Chloroethane	ug/L	ND	5.0	09/22/13 14:47	
Chloroform	ug/L	ND	5.0	09/22/13 14:47	
Chloromethane	ug/L	ND	5.0	09/22/13 14:47	
cis-1,2-Dichloroethene	ug/L	ND	5.0	09/22/13 14:47	
cis-1,3-Dichloropropene	ug/L	ND	5.0	09/22/13 14:47	
Dibromochloromethane	ug/L	ND	5.0	09/22/13 14:47	
Ethylbenzene	ug/L	ND	5.0	09/22/13 14:47	
Methyl-tert-butyl ether	ug/L	ND	4.0	09/22/13 14:47	
Methylene Chloride	ug/L	ND	5.0	09/22/13 14:47	
Styrene	ug/L	ND	5.0	09/22/13 14:47	
Tetrachloroethene	ug/L	ND	5.0	09/22/13 14:47	
Toluene	ug/L	ND	5.0	09/22/13 14:47	
trans-1,2-Dichloroethene	ug/L	ND	5.0	09/22/13 14:47	
trans-1,3-Dichloropropene	ug/L	ND	5.0	09/22/13 14:47	
Trichloroethene	ug/L	ND	5.0	09/22/13 14:47	
Vinyl chloride	ug/L	ND	2.0	09/22/13 14:47	
Xylene (Total)	ug/L	ND	10.0	09/22/13 14:47	
4-Bromofluorobenzene (S)	%	100	80-114	09/22/13 14:47	
Dibromofluoromethane (S)	%	101	79-116	09/22/13 14:47	
Toluene-d8 (S)	%	104	81-110	09/22/13 14:47	

REPORT OF LABORATORY ANALYSIS

This report shall not be reproduced, except in full,
without the written consent of Pace Analytical Services, Inc..

QUALITY CONTROL DATA

Project: Hoxsey Property

Pace Project No.: 5086666

LABORATORY CONTROL SAMPLE: 984113

Parameter	Units	Spike Conc.	LCS Result	LCS % Rec	% Rec Limits	Qualifiers
1,1,1-Trichloroethane	ug/L	50	46.1	92	71-129	
1,1,2,2-Tetrachloroethane	ug/L	50	50.1	100	66-126	
1,1,2-Trichloroethane	ug/L	50	51.9	104	77-130	
1,1-Dichloroethane	ug/L	50	45.2	90	75-130	
1,1-Dichloroethene	ug/L	50	49.1	98	68-127	
1,2-Dichloroethane	ug/L	50	53.4	107	75-128	
1,2-Dichloropropane	ug/L	50	51.6	103	74-121	
2-Butanone (MEK)	ug/L	250	265	106	58-139	
2-Hexanone	ug/L	250	226	90	54-140	
4-Methyl-2-pentanone (MIBK)	ug/L	250	232	93	58-138	
Acetone	ug/L	250	297	119	49-150	
Benzene	ug/L	50	48.7	97	74-122	
Bromodichloromethane	ug/L	50	47.1	94	62-136	
Bromoform	ug/L	50	33.5	67	44-134	
Bromomethane	ug/L	50	57.1	114	22-181	
Carbon disulfide	ug/L	100	101	101	59-132	
Carbon tetrachloride	ug/L	50	48.0	96	56-137	
Chlorobenzene	ug/L	50	50.7	101	78-123	
Chloroethane	ug/L	50	53.5	107	60-144	
Chloroform	ug/L	50	45.0	90	78-126	
Chloromethane	ug/L	50	51.9	104	42-134	
cis-1,2-Dichloroethene	ug/L	50	50.6	101	75-122	
cis-1,3-Dichloropropene	ug/L	50	51.3	103	64-126	
Dibromochloromethane	ug/L	50	42.0	84	58-128	
Ethylbenzene	ug/L	50	48.6	97	66-133	
Methyl-tert-butyl ether	ug/L	100	89.8	90	69-122	
Methylene Chloride	ug/L	50	49.2	98	68-132	
Styrene	ug/L	50	49.1	98	74-126	
Tetrachloroethene	ug/L	50	44.1	88	69-130	
Toluene	ug/L	50	55.2	110	72-122	
trans-1,2-Dichloroethene	ug/L	50	50.2	100	72-124	
trans-1,3-Dichloropropene	ug/L	50	50.0	100	64-121	
Trichloroethene	ug/L	50	51.8	104	76-126	
Vinyl chloride	ug/L	50	55.1	110	59-126	
Xylene (Total)	ug/L	150	144	96	70-124	
4-Bromofluorobenzene (S)	%			97	80-114	
Dibromofluoromethane (S)	%			103	79-116	
Toluene-d8 (S)	%			101	81-110	

MATRIX SPIKE & MATRIX SPIKE DUPLICATE: 984114 984115

Parameter	Units	MS		MSD		MS Result	MSD Result	MS % Rec	MSD % Rec	% Rec Limits	RPD	Max RPD	Qual
		5086539004 Result	Spike Conc.	Spike Conc.	MS Conc.								
1,1,1-Trichloroethane	ug/L	ND	50	50	48.7	49.4	97	99	60-138	2	20		
1,1,2,2-Tetrachloroethane	ug/L	ND	50	50	52.3	54.1	105	108	55-128	3	20		
1,1,2-Trichloroethane	ug/L	ND	50	50	53.3	55.6	107	111	61-139	4	20		
1,1-Dichloroethane	ug/L	ND	50	50	48.6	49.5	97	99	57-147	2	20		

REPORT OF LABORATORY ANALYSIS

This report shall not be reproduced, except in full,
without the written consent of Pace Analytical Services, Inc..

QUALITY CONTROL DATA

Project: Hoxsey Property

Peace Project No.: 5086666

Parameter	5086539004		MS		MSD		MS		MSD		% Rec	Limits	RPD	Max RPD	Qual
	Units	Result	Spike Conc.	MS Spike Conc.	MSD Spike Conc.	MS Result	MSD Result	% Rec	% Rec						
1,1-Dichloroethene	ug/L	ND	50	50	52.5	53.6	105	107	55-145	2	20				
1,2-Dichloroethane	ug/L	ND	50	50	58.3	58.8	117	118	62-138	1	20				
1,2-Dichloropropane	ug/L	ND	50	50	55.3	55.9	111	112	59-130	1	20				
2-Butanone (MEK)	ug/L	ND	250	250	278	285	111	114	37-156	2	20				
2-Hexanone	ug/L	ND	250	250	240	249	96	100	44-143	4	20				
4-Methyl-2-pentanone (MIBK)	ug/L	ND	250	250	248	251	99	100	46-144	1	20				
Acetone	ug/L	ND	250	250	281	285	113	114	39-156	1	20				
Benzene	ug/L	ND	50	50	52.0	52.5	104	105	62-129	1	20				
Bromodichloromethane	ug/L	ND	50	50	50.8	51.0	102	102	50-142	0	20				
Bromoform	ug/L	ND	50	50	36.3	37.7	73	75	36-125	4	20				
Bromomethane	ug/L	ND	50	50	60.1	63.3	120	127	13-179	5	20				
Carbon disulfide	ug/L	ND	100	100	110	111	110	111	45-142	1	20				
Carbon tetrachloride	ug/L	ND	50	50	50.8	51.7	102	103	46-142	2	20				
Chlorobenzene	ug/L	ND	50	50	54.2	55.5	108	111	49-136	2	20				
Chloroethane	ug/L	ND	50	50	56.8	57.9	114	116	47-160	2	20				
Chloroform	ug/L	ND	50	50	48.5	48.6	96	96	54-150	0	20				
Chloromethane	ug/L	ND	50	50	55.3	55.4	111	111	30-148	0	20				
cis-1,2-Dichloroethene	ug/L	ND	50	50	54.0	54.3	108	109	60-135	1	20				
cis-1,3-Dichloropropene	ug/L	ND	50	50	55.5	57.0	111	114	52-123	3	20				
Dibromochloromethane	ug/L	ND	50	50	45.3	46.3	91	93	48-125	2	20				
Ethylbenzene	ug/L	ND	50	50	51.3	53.3	103	106	28-153	4	20				
Methyl-tert-butyl ether	ug/L	ND	100	100	97.1	98.4	97	98	63-130	1	20				
Methylene Chloride	ug/L	ND	50	50	59.6	58.6	119	117	45-156	2	20				
Styrene	ug/L	ND	50	50	52.5	51.8	105	104	36-139	1	20				
Tetrachloroethene	ug/L	ND	50	50	47.2	48.4	94	97	33-151	2	20				
Toluene	ug/L	ND	50	50	59.0	61.1	118	122	50-132	3	20				
trans-1,2-Dichloroethene	ug/L	ND	50	50	54.6	54.4	109	109	40-153	0	20				
trans-1,3-Dichloropropene	ug/L	ND	50	50	54.5	55.6	109	111	48-122	2	20				
Trichloroethene	ug/L	ND	50	50	55.7	56.1	111	112	50-143	1	20				
Vinyl chloride	ug/L	ND	50	50	58.2	59.1	116	118	44-145	2	20				
Xylene (Total)	ug/L	ND	150	150	154	156	102	104	29-145	1	20				
4-Bromofluorobenzene (S)	%						97	100	80-114						
Dibromofluoromethane (S)	%						103	102	79-116						
Toluene-d8 (S)	%						100	103	81-110						

REPORT OF LABORATORY ANALYSIS

This report shall not be reproduced, except in full,
without the written consent of Pace Analytical Services, Inc..

QUALITY CONTROL DATA

Project: Hoxsey Property
Pace Project No.: 5086666

QC Batch: MSV/57263 Analysis Method: EPA 8260
QC Batch Method: EPA 8260 Analysis Description: 8260 MSV 5035A Volatile Organics
Associated Lab Samples: 5086666003, 5086666004, 5086666007

METHOD BLANK: 981174 Matrix: Solid
Associated Lab Samples: 5086666003, 5086666004, 5086666007

Parameter	Units	Blank Result	Reporting Limit	Analyzed	Qualifiers
1,1,1-Trichloroethane	ug/kg	ND	5.0	09/18/13 13:00	
1,1,2,2-Tetrachloroethane	ug/kg	ND	5.0	09/18/13 13:00	
1,1,2-Trichloroethane	ug/kg	ND	5.0	09/18/13 13:00	
1,1-Dichloroethane	ug/kg	ND	5.0	09/18/13 13:00	
1,1-Dichloroethene	ug/kg	ND	5.0	09/18/13 13:00	
1,2-Dichloroethane	ug/kg	ND	5.0	09/18/13 13:00	
1,2-Dichloropropane	ug/kg	ND	5.0	09/18/13 13:00	
2-Butanone (MEK)	ug/kg	ND	25.0	09/18/13 13:00	
2-Hexanone	ug/kg	ND	100	09/18/13 13:00	
4-Methyl-2-pentanone (MIBK)	ug/kg	ND	25.0	09/18/13 13:00	
Acetone	ug/kg	ND	100	09/18/13 13:00	
Benzene	ug/kg	ND	5.0	09/18/13 13:00	
Bromodichloromethane	ug/kg	ND	5.0	09/18/13 13:00	
Bromoform	ug/kg	ND	5.0	09/18/13 13:00	
Bromomethane	ug/kg	ND	5.0	09/18/13 13:00	
Carbon disulfide	ug/kg	ND	10.0	09/18/13 13:00	
Carbon tetrachloride	ug/kg	ND	5.0	09/18/13 13:00	
Chlorobenzene	ug/kg	ND	5.0	09/18/13 13:00	
Chloroethane	ug/kg	ND	5.0	09/18/13 13:00	
Chloroform	ug/kg	ND	5.0	09/18/13 13:00	
Chloromethane	ug/kg	ND	5.0	09/18/13 13:00	
cis-1,2-Dichloroethene	ug/kg	ND	5.0	09/18/13 13:00	
cis-1,3-Dichloropropene	ug/kg	ND	5.0	09/18/13 13:00	
Dibromochloromethane	ug/kg	ND	5.0	09/18/13 13:00	
Ethylbenzene	ug/kg	ND	5.0	09/18/13 13:00	
Methyl-tert-butyl ether	ug/kg	ND	5.0	09/18/13 13:00	
Methylene Chloride	ug/kg	ND	20.0	09/18/13 13:00	
Styrene	ug/kg	ND	5.0	09/18/13 13:00	
Tetrachloroethene	ug/kg	ND	5.0	09/18/13 13:00	
Toluene	ug/kg	ND	5.0	09/18/13 13:00	
trans-1,2-Dichloroethene	ug/kg	ND	5.0	09/18/13 13:00	
trans-1,3-Dichloropropene	ug/kg	ND	5.0	09/18/13 13:00	
Trichloroethene	ug/kg	ND	5.0	09/18/13 13:00	
Vinyl chloride	ug/kg	ND	5.0	09/18/13 13:00	
Xylene (Total)	ug/kg	ND	10.0	09/18/13 13:00	
4-Bromofluorobenzene (S)	%	97	56-144	09/18/13 13:00	
Dibromofluoromethane (S)	%	110	85-118	09/18/13 13:00	
Toluene-d8 (S)	%	99	71-128	09/18/13 13:00	

REPORT OF LABORATORY ANALYSIS

This report shall not be reproduced, except in full,
without the written consent of Pace Analytical Services, Inc..

QUALITY CONTROL DATA

Project: Hoxsey Property

Pace Project No.: 5086666

LABORATORY CONTROL SAMPLE: 981175

Parameter	Units	Spike Conc.	LCS Result	LCS % Rec	% Rec Limits	Qualifiers
1,1,1-Trichloroethane	ug/kg	50	42.6	85	70-123	
1,1,2,2-Tetrachloroethane	ug/kg	50	39.5	79	65-124	
1,1,2-Trichloroethane	ug/kg	50	46.1	92	74-129	
1,1-Dichloroethane	ug/kg	50	41.2	82	73-130	
1,1-Dichloroethene	ug/kg	50	43.3	87	66-126	
1,2-Dichloroethane	ug/kg	50	47.0	94	73-127	
1,2-Dichloropropane	ug/kg	50	46.5	93	75-118	
2-Butanone (MEK)	ug/kg	250	210	84	59-139	
2-Hexanone	ug/kg	250	200	80	56-139	
4-Methyl-2-pentanone (MIBK)	ug/kg	250	211	85	63-136	
Acetone	ug/kg	250	276	110	46-156	
Benzene	ug/kg	50	41.5	83	74-119	
Bromodichloromethane	ug/kg	50	46.3	93	68-121	
Bromoform	ug/kg	50	36.7	73	49-124	
Bromomethane	ug/kg	50	42.6	85	44-142	
Carbon disulfide	ug/kg	100	94.6	95	61-129	
Carbon tetrachloride	ug/kg	50	43.5	87	58-127	
Chlorobenzene	ug/kg	50	43.1	86	77-122	
Chloroethane	ug/kg	50	52.1	104	59-141	
Chloroform	ug/kg	50	42.9	86	75-124	
Chloromethane	ug/kg	50	47.5	95	46-133	
cis-1,2-Dichloroethene	ug/kg	50	43.8	88	72-122	
cis-1,3-Dichloropropene	ug/kg	50	44.3	89	68-115	
Dibromochloromethane	ug/kg	50	42.2	84	60-121	
Ethylbenzene	ug/kg	50	44.0	88	72-123	
Methyl-tert-butyl ether	ug/kg	100	90.2	90	68-120	
Methylene Chloride	ug/kg	50	25.2	50	57-142 L0	
Styrene	ug/kg	50	46.2	92	70-126	
Tetrachloroethene	ug/kg	50	40.4	81	72-126	
Toluene	ug/kg	50	42.5	85	71-121	
trans-1,2-Dichloroethene	ug/kg	50	50.8	102	69-123	
trans-1,3-Dichloropropene	ug/kg	50	42.3	85	66-114	
Trichloroethene	ug/kg	50	44.9	90	74-123	
Vinyl chloride	ug/kg	50	50.7	101	55-128	
Xylene (Total)	ug/kg	150	133	89	66-124	
4-Bromofluorobenzene (S)	%			102	56-144	
Dibromofluoromethane (S)	%			102	85-118	
Toluene-d8 (S)	%			103	71-128	

MATRIX SPIKE & MATRIX SPIKE DUPLICATE: 981176

981177

Parameter	Units	MS		MSD		MS % Rec	MSD % Rec	% Rec Limits	RPD	Max RPD	Qual	
		5086666007 Result	Spike Conc.	Spike Conc.	MS Result							MSD Result
1,1,1-Trichloroethane	ug/kg	ND	41.7	41.1	27.2	29.9	65	73	26-143	10	20	
1,1,2,2-Tetrachloroethane	ug/kg	ND	41.7	41.1	26.0	20.7	62	50	10-156	23	20	
1,1,2-Trichloroethane	ug/kg	ND	41.7	41.1	33.0	30.6	79	74	13-156	8	20	
1,1-Dichloroethane	ug/kg	ND	41.7	41.1	31.6	32.6	76	79	36-150	3	20	

REPORT OF LABORATORY ANALYSIS

This report shall not be reproduced, except in full,
without the written consent of Pace Analytical Services, Inc..

QUALITY CONTROL DATA

Project: Hoxsey Property

Pace Project No.: 5086666

Parameter	Units	5086666007		981176		981177		% Rec	% Rec	% Rec	Limits	RPD	Max RPD	Qual
		Result	MS Spike Conc.	MSD Spike Conc.	MS Result	MSD Result								
1,1-Dichloroethene	ug/kg	ND	41.7	41.1	31.1	33.5	75	81	31-146	7	20			
1,2-Dichloroethane	ug/kg	ND	41.7	41.1	31.7	32.0	76	78	30-140	1	20			
1,2-Dichloropropane	ug/kg	ND	41.7	41.1	37.0	35.6	89	87	29-135	4	20			
2-Butanone (MEK)	ug/kg	ND	209	206	164	153	79	74	22-176	7	20			
2-Hexanone	ug/kg	ND	209	206	138	126	66	61	12-165	10	20			
4-Methyl-2-pentanone (MIBK)	ug/kg	ND	209	206	164	156	79	76	22-155	5	20			
Acetone	ug/kg	82.7J	209	206	268	276	89	94	11-200	3	20			
Benzene	ug/kg	ND	41.7	41.1	30.3	29.9	73	73	27-140	2	20			
Bromodichloromethane	ug/kg	ND	41.7	41.1	28.5	29.4	68	71	13-139	3	20			
Bromoform	ug/kg	ND	41.7	41.1	21.0	18.0	50	44	10-122	16	20			
Bromomethane	ug/kg	ND	41.7	41.1	26.5	29.6	63	72	10-154	11	20			
Carbon disulfide	ug/kg	ND	83.3	82.3	64.9	67.1	78	81	20-142	3	20			
Carbon tetrachloride	ug/kg	ND	41.7	41.1	24.6	27.8	59	68	19-135	12	20			
Chlorobenzene	ug/kg	ND	41.7	41.1	25.6	17.3	61	42	10-136	39	20			
Chloroethane	ug/kg	ND	41.7	41.1	36.4	41.4	87	101	24-161	13	20			
Chloroform	ug/kg	ND	41.7	41.1	29.9	31.4	72	76	36-138	5	20			
Chloromethane	ug/kg	ND	41.7	41.1	33.1	36.8	79	89	28-143	11	20			
cis-1,2-Dichloroethene	ug/kg	ND	41.7	41.1	31.8	32.6	76	79	29-136	2	20			
cis-1,3-Dichloropropene	ug/kg	ND	41.7	41.1	26.0	24.5	62	60	10-130	6	20			
Dibromochloromethane	ug/kg	ND	41.7	41.1	25.3	23.3	61	57	10-124	8	20			
Ethylbenzene	ug/kg	ND	41.7	41.1	26.6	18.5	63	44	10-144	36	20			
Methyl-tert-butyl ether	ug/kg	ND	83.3	82.3	75.3	79.3	90	96	30-147	5	20			
Methylene Chloride	ug/kg	ND	41.7	41.1	18.0	19.4	43	47	23-150	8	20			
Styrene	ug/kg	ND	41.7	41.1	13.1	8.2	32	20	10-138	46	20			
Tetrachloroethene	ug/kg	ND	41.7	41.1	24.3	19.6	58	48	10-153	21	20			
Toluene	ug/kg	ND	41.7	41.1	28.8	24.7	68	59	10-140	15	20			
trans-1,2-Dichloroethene	ug/kg	ND	41.7	41.1	32.1	31.5	77	76	28-139	2	20			
trans-1,3-Dichloropropene	ug/kg	ND	41.7	41.1	22.6	19.6	54	48	10-126	14	20			
Trichloroethene	ug/kg	ND	41.7	41.1	30.5	29.0	73	70	17-148	5	20			
Vinyl chloride	ug/kg	ND	41.7	41.1	36.3	38.8	87	94	30-145	7	20			
Xylene (Total)	ug/kg	ND	125	123	77.6	48.5	62	39	10-143	46	20			
4-Bromofluorobenzene (S)	%.						100	101	56-144		20			
Dibromofluoromethane (S)	%.						102	106	85-118		20			
Toluene-d8 (S)	%.						97	98	71-128		20			

REPORT OF LABORATORY ANALYSIS

This report shall not be reproduced, except in full,
without the written consent of Pace Analytical Services, Inc..

QUALITY CONTROL DATA

Project: Hoxsey Property
Pace Project No.: 5086666

QC Batch: MSV/57267 Analysis Method: EPA 8260
QC Batch Method: EPA 8260 Analysis Description: 8260 MSV 5035A Volatile Organics
Associated Lab Samples: 5086666001, 5086666002, 5086666005, 5086666006

METHOD BLANK: 981182 Matrix: Solid
Associated Lab Samples: 5086666001, 5086666002, 5086666005, 5086666006

Parameter	Units	Blank Result	Reporting Limit	Analyzed	Qualifiers
1,1,1-Trichloroethane	ug/kg	ND	5.0	09/18/13 12:43	
1,1,2,2-Tetrachloroethane	ug/kg	ND	5.0	09/18/13 12:43	
1,1,2-Trichloroethane	ug/kg	ND	5.0	09/18/13 12:43	
1,1-Dichloroethane	ug/kg	ND	5.0	09/18/13 12:43	
1,1-Dichloroethene	ug/kg	ND	5.0	09/18/13 12:43	
1,2-Dichloroethane	ug/kg	ND	5.0	09/18/13 12:43	
1,2-Dichloropropane	ug/kg	ND	5.0	09/18/13 12:43	
2-Butanone (MEK)	ug/kg	ND	25.0	09/18/13 12:43	
2-Hexanone	ug/kg	ND	100	09/18/13 12:43	
4-Methyl-2-pentanone (MIBK)	ug/kg	ND	25.0	09/18/13 12:43	
Acetone	ug/kg	ND	100	09/18/13 12:43	
Benzene	ug/kg	ND	5.0	09/18/13 12:43	
Bromodichloromethane	ug/kg	ND	5.0	09/18/13 12:43	
Bromoform	ug/kg	ND	5.0	09/18/13 12:43	
Bromomethane	ug/kg	ND	5.0	09/18/13 12:43	
Carbon disulfide	ug/kg	ND	10.0	09/18/13 12:43	
Carbon tetrachloride	ug/kg	ND	5.0	09/18/13 12:43	
Chlorobenzene	ug/kg	ND	5.0	09/18/13 12:43	
Chloroethane	ug/kg	ND	5.0	09/18/13 12:43	
Chloroform	ug/kg	ND	5.0	09/18/13 12:43	
Chloromethane	ug/kg	ND	5.0	09/18/13 12:43	
cis-1,2-Dichloroethene	ug/kg	ND	5.0	09/18/13 12:43	
cis-1,3-Dichloropropene	ug/kg	ND	5.0	09/18/13 12:43	
Dibromochloromethane	ug/kg	ND	5.0	09/18/13 12:43	
Ethylbenzene	ug/kg	ND	5.0	09/18/13 12:43	
Methyl-tert-butyl ether	ug/kg	ND	5.0	09/18/13 12:43	
Methylene Chloride	ug/kg	ND	20.0	09/18/13 12:43	
Styrene	ug/kg	ND	5.0	09/18/13 12:43	
Tetrachloroethene	ug/kg	ND	5.0	09/18/13 12:43	
Toluene	ug/kg	ND	5.0	09/18/13 12:43	
trans-1,2-Dichloroethene	ug/kg	ND	5.0	09/18/13 12:43	
trans-1,3-Dichloropropene	ug/kg	ND	5.0	09/18/13 12:43	
Trichloroethene	ug/kg	ND	5.0	09/18/13 12:43	
Vinyl chloride	ug/kg	ND	5.0	09/18/13 12:43	
Xylene (Total)	ug/kg	ND	10.0	09/18/13 12:43	
4-Bromofluorobenzene (S)	%	98	56-144	09/18/13 12:43	
Dibromofluoromethane (S)	%	109	85-118	09/18/13 12:43	
Toluene-d8 (S)	%	100	71-128	09/18/13 12:43	

REPORT OF LABORATORY ANALYSIS

This report shall not be reproduced, except in full,
without the written consent of Pace Analytical Services, Inc..

QUALITY CONTROL DATA

Project: Hoxsey Property

Pace Project No.: 5086666

LABORATORY CONTROL SAMPLE: 981183

Parameter	Units	Spike Conc.	LCS Result	LCS % Rec	% Rec Limits	Qualifiers
1,1,1-Trichloroethane	ug/kg	50	42.6	85	70-123	
1,1,2,2-Tetrachloroethane	ug/kg	50	41.1	82	65-124	
1,1,2-Trichloroethane	ug/kg	50	41.4	83	74-129	
1,1-Dichloroethane	ug/kg	50	42.1	84	73-130	
1,1-Dichloroethene	ug/kg	50	43.7	87	66-126	
1,2-Dichloroethane	ug/kg	50	46.0	92	73-127	
1,2-Dichloropropane	ug/kg	50	45.7	91	75-118	
2-Butanone (MEK)	ug/kg	250	203	81	59-139	
2-Hexanone	ug/kg	250	194	78	56-139	
4-Methyl-2-pentanone (MIBK)	ug/kg	250	201	80	63-136	
Acetone	ug/kg	250	286	114	46-156	
Benzene	ug/kg	50	40.4	81	74-119	
Bromodichloromethane	ug/kg	50	44.7	89	68-121	
Bromoform	ug/kg	50	36.5	73	49-124	
Bromomethane	ug/kg	50	46.6	93	44-142	
Carbon disulfide	ug/kg	100	89.8	90	61-129	
Carbon tetrachloride	ug/kg	50	42.6	85	58-127	
Chlorobenzene	ug/kg	50	40.2	80	77-122	
Chloroethane	ug/kg	50	52.8	106	59-141	
Chloroform	ug/kg	50	41.7	83	75-124	
Chloromethane	ug/kg	50	43.3	87	46-133	
cis-1,2-Dichloroethene	ug/kg	50	43.2	86	72-122	
cis-1,3-Dichloropropene	ug/kg	50	42.9	86	68-115	
Dibromochloromethane	ug/kg	50	42.0	84	60-121	
Ethylbenzene	ug/kg	50	42.0	84	72-123	
Methyl-tert-butyl ether	ug/kg	100	87.6	88	68-120	
Methylene Chloride	ug/kg	50	26.0	52	57-142	L0
Styrene	ug/kg	50	44.1	88	70-126	
Tetrachloroethene	ug/kg	50	40.3	81	72-126	
Toluene	ug/kg	50	38.6	77	71-121	
trans-1,2-Dichloroethene	ug/kg	50	46.3	93	69-123	
trans-1,3-Dichloropropene	ug/kg	50	41.9	84	66-114	
Trichloroethene	ug/kg	50	43.5	87	74-123	
Vinyl chloride	ug/kg	50	51.5	103	55-128	
Xylene (Total)	ug/kg	150	126	84	66-124	
4-Bromofluorobenzene (S)	%			99	56-144	
Dibromofluoromethane (S)	%			105	85-118	
Toluene-d8 (S)	%			99	71-128	

REPORT OF LABORATORY ANALYSIS

This report shall not be reproduced, except in full,
without the written consent of Pace Analytical Services, Inc..

QUALITY CONTROL DATA

Project: Hoxsey Property
Pace Project No.: 5086666

QC Batch: MSV/57421 Analysis Method: EPA 8260
QC Batch Method: EPA 8260 Analysis Description: 8260 MSV 5035A Volatile Organics
Associated Lab Samples: 5086666008

METHOD BLANK: 984106 Matrix: Solid

Associated Lab Samples: 5086666008

Parameter	Units	Blank Result	Reporting Limit	Analyzed	Qualifiers
1,1,1-Trichloroethane	ug/kg	ND	5.0	09/22/13 15:04	
1,1,2,2-Tetrachloroethane	ug/kg	ND	5.0	09/22/13 15:04	
1,1,2-Trichloroethane	ug/kg	ND	5.0	09/22/13 15:04	
1,1-Dichloroethane	ug/kg	ND	5.0	09/22/13 15:04	
1,1-Dichloroethene	ug/kg	ND	5.0	09/22/13 15:04	
1,2-Dichloroethane	ug/kg	ND	5.0	09/22/13 15:04	
1,2-Dichloropropane	ug/kg	ND	5.0	09/22/13 15:04	
2-Butanone (MEK)	ug/kg	ND	25.0	09/22/13 15:04	
2-Hexanone	ug/kg	ND	100	09/22/13 15:04	
4-Methyl-2-pentanone (MIBK)	ug/kg	ND	25.0	09/22/13 15:04	
Acetone	ug/kg	ND	100	09/22/13 15:04	
Benzene	ug/kg	ND	5.0	09/22/13 15:04	
Bromodichloromethane	ug/kg	ND	5.0	09/22/13 15:04	
Bromoform	ug/kg	ND	5.0	09/22/13 15:04	
Bromomethane	ug/kg	ND	5.0	09/22/13 15:04	
Carbon disulfide	ug/kg	ND	10.0	09/22/13 15:04	
Carbon tetrachloride	ug/kg	ND	5.0	09/22/13 15:04	
Chlorobenzene	ug/kg	ND	5.0	09/22/13 15:04	
Chloroethane	ug/kg	ND	5.0	09/22/13 15:04	
Chloroform	ug/kg	ND	5.0	09/22/13 15:04	
Chloromethane	ug/kg	ND	5.0	09/22/13 15:04	
cis-1,2-Dichloroethene	ug/kg	ND	5.0	09/22/13 15:04	
cis-1,3-Dichloropropene	ug/kg	ND	5.0	09/22/13 15:04	
Dibromochloromethane	ug/kg	ND	5.0	09/22/13 15:04	
Ethylbenzene	ug/kg	ND	5.0	09/22/13 15:04	
Methyl-tert-butyl ether	ug/kg	ND	5.0	09/22/13 15:04	
Methylene Chloride	ug/kg	ND	20.0	09/22/13 15:04	
Styrene	ug/kg	ND	5.0	09/22/13 15:04	
Tetrachloroethene	ug/kg	ND	5.0	09/22/13 15:04	
Toluene	ug/kg	ND	5.0	09/22/13 15:04	
trans-1,2-Dichloroethene	ug/kg	ND	5.0	09/22/13 15:04	
trans-1,3-Dichloropropene	ug/kg	ND	5.0	09/22/13 15:04	
Trichloroethene	ug/kg	ND	5.0	09/22/13 15:04	
Vinyl chloride	ug/kg	ND	5.0	09/22/13 15:04	
Xylene (Total)	ug/kg	ND	10.0	09/22/13 15:04	
4-Bromofluorobenzene (S)	%	99	56-144	09/22/13 15:04	
Dibromofluoromethane (S)	%	105	85-118	09/22/13 15:04	
Toluene-d8 (S)	%	103	71-128	09/22/13 15:04	

REPORT OF LABORATORY ANALYSIS

This report shall not be reproduced, except in full,
without the written consent of Pace Analytical Services, Inc..

QUALITY CONTROL DATA

Project: Hoxsey Property

Pace Project No.: 5086666

LABORATORY CONTROL SAMPLE: 984107

Parameter	Units	Spike Conc.	LCS Result	LCS % Rec	% Rec Limits	Qualifiers
1,1,1-Trichloroethane	ug/kg	50	41.2	82	70-123	
1,1,2,2-Tetrachloroethane	ug/kg	50	44.6	89	65-124	
1,1,2-Trichloroethane	ug/kg	50	47.1	94	74-129	
1,1-Dichloroethane	ug/kg	50	39.2	78	73-130	
1,1-Dichloroethene	ug/kg	50	41.7	83	66-126	
1,2-Dichloroethane	ug/kg	50	46.2	92	73-127	
1,2-Dichloropropane	ug/kg	50	46.5	93	75-118	
2-Butanone (MEK)	ug/kg	250	269	107	59-139	
2-Hexanone	ug/kg	250	219	88	56-139	
4-Methyl-2-pentanone (MIBK)	ug/kg	250	205	82	63-136	
Acetone	ug/kg	250	324	130	46-156	
Benzene	ug/kg	50	42.3	85	74-119	
Bromodichloromethane	ug/kg	50	42.6	85	68-121	
Bromoform	ug/kg	50	32.9	66	49-124	
Bromomethane	ug/kg	50	47.3	95	44-142	
Carbon disulfide	ug/kg	100	85.8	86	61-129	
Carbon tetrachloride	ug/kg	50	41.9	84	58-127	
Chlorobenzene	ug/kg	50	44.3	89	77-122	
Chloroethane	ug/kg	50	47.8	96	59-141	
Chloroform	ug/kg	50	42.7	85	75-124	
Chloromethane	ug/kg	50	45.3	91	46-133	
cis-1,2-Dichloroethene	ug/kg	50	44.2	88	72-122	
cis-1,3-Dichloropropene	ug/kg	50	46.2	92	68-115	
Dibromochloromethane	ug/kg	50	38.8	78	60-121	
Ethylbenzene	ug/kg	50	42.3	85	72-123	
Methyl-tert-butyl ether	ug/kg	100	81.5	82	68-120	
Methylene Chloride	ug/kg	50	37.2	74	57-142	
Styrene	ug/kg	50	43.9	88	70-126	
Tetrachloroethene	ug/kg	50	37.7	75	72-126	
Toluene	ug/kg	50	40.1	80	71-121	
trans-1,2-Dichloroethene	ug/kg	50	42.9	86	69-123	
trans-1,3-Dichloropropene	ug/kg	50	46.9	94	66-114	
Trichloroethene	ug/kg	50	45.5	91	74-123	
Vinyl chloride	ug/kg	50	49.3	99	55-128	
Xylene (Total)	ug/kg	150	126	84	66-124	
4-Bromofluorobenzene (S)	%			100	56-144	
Dibromofluoromethane (S)	%			103	85-118	
Toluene-d8 (S)	%			100	71-128	

REPORT OF LABORATORY ANALYSIS

This report shall not be reproduced, except in full,
without the written consent of Pace Analytical Services, Inc..

QUALITY CONTROL DATA

Project: Hoxsey Property
Pace Project No.: 5086666

QC Batch: OEXT/33884 Analysis Method: EPA 8082
QC Batch Method: EPA 3546 Analysis Description: 8082 GCS PCB
Associated Lab Samples: 5086666010

METHOD BLANK: 980551 Matrix: Solid

Associated Lab Samples: 5086666010

Parameter	Units	Blank Result	Reporting Limit	Analyzed	Qualifiers
PCB-1016 (Aroclor 1016)	ug/kg	ND	100	09/18/13 12:59	
PCB-1221 (Aroclor 1221)	ug/kg	ND	100	09/18/13 12:59	
PCB-1232 (Aroclor 1232)	ug/kg	ND	100	09/18/13 12:59	
PCB-1242 (Aroclor 1242)	ug/kg	ND	100	09/18/13 12:59	
PCB-1248 (Aroclor 1248)	ug/kg	ND	100	09/18/13 12:59	
PCB-1254 (Aroclor 1254)	ug/kg	ND	100	09/18/13 12:59	
PCB-1260 (Aroclor 1260)	ug/kg	ND	100	09/18/13 12:59	
Tetrachloro-m-xylene (S)	%.	86	30-106	09/18/13 12:59	

LABORATORY CONTROL SAMPLE: 980552

Parameter	Units	Spike Conc.	LCS Result	LCS % Rec	% Rec Limits	Qualifiers
PCB-1016 (Aroclor 1016)	ug/kg	167	128	77	42-100	
PCB-1260 (Aroclor 1260)	ug/kg	167	132	79	40-106	
Tetrachloro-m-xylene (S)	%.			74	30-106	

MATRIX SPIKE & MATRIX SPIKE DUPLICATE: 980553 980554

Parameter	Units	5086666010		980553		980554		% Rec	% Rec	% Rec	Limits	RPD	Max RPD	Qual
		MS Result	MSD Result	MS Spike Conc.	MSD Spike Conc.	MS Result	MSD Result							
PCB-1016 (Aroclor 1016)	ug/kg	ND	166	166	71.5J	73.3J	43	44	10-145	3	20			
PCB-1260 (Aroclor 1260)	ug/kg	ND	166	166	71.9J	74.5J	43	45	16-132	3	20			
Tetrachloro-m-xylene (S)	%.						38	39	30-106		20			

REPORT OF LABORATORY ANALYSIS

This report shall not be reproduced, except in full,
without the written consent of Pace Analytical Services, Inc..

QUALITY CONTROL DATA

Project: Hoxsey Property
Pace Project No.: 5086666

QC Batch: OEXT/33873 Analysis Method: EPA 8270 by SIM
QC Batch Method: EPA 3546 Analysis Description: 8270 MSSV PAH by SIM
Associated Lab Samples: 5086666001, 5086666002, 5086666003, 5086666004, 5086666005, 5086666006, 5086666007, 5086666008

METHOD BLANK: 979930 Matrix: Solid
Associated Lab Samples: 5086666001, 5086666002, 5086666003, 5086666004, 5086666005, 5086666006, 5086666007, 5086666008

Parameter	Units	Blank Result	Reporting Limit	Analyzed	Qualifiers
2-Methylnaphthalene	ug/kg	ND	5.0	09/17/13 07:35	
Acenaphthene	ug/kg	ND	5.0	09/17/13 07:35	
Acenaphthylene	ug/kg	ND	5.0	09/17/13 07:35	
Anthracene	ug/kg	ND	5.0	09/17/13 07:35	
Benzo(a)anthracene	ug/kg	ND	5.0	09/17/13 07:35	
Benzo(a)pyrene	ug/kg	ND	5.0	09/17/13 07:35	
Benzo(b)fluoranthene	ug/kg	ND	5.0	09/17/13 07:35	
Benzo(g,h,i)perylene	ug/kg	ND	5.0	09/17/13 07:35	
Benzo(k)fluoranthene	ug/kg	ND	5.0	09/17/13 07:35	
Chrysene	ug/kg	ND	5.0	09/17/13 07:35	
Dibenz(a,h)anthracene	ug/kg	ND	5.0	09/17/13 07:35	
Fluoranthene	ug/kg	ND	5.0	09/17/13 07:35	
Fluorene	ug/kg	ND	5.0	09/17/13 07:35	
Indeno(1,2,3-cd)pyrene	ug/kg	ND	5.0	09/17/13 07:35	
Naphthalene	ug/kg	ND	5.0	09/17/13 07:35	
Phenanthrene	ug/kg	ND	5.0	09/17/13 07:35	
Pyrene	ug/kg	ND	5.0	09/17/13 07:35	
2-Fluorobiphenyl (S)	%	76	38-110	09/17/13 07:35	
p-Terphenyl-d14 (S)	%	87	32-111	09/17/13 07:35	

LABORATORY CONTROL SAMPLE: 979931

Parameter	Units	Spike Conc.	LCS Result	LCS % Rec	% Rec Limits	Qualifiers
2-Methylnaphthalene	ug/kg	333	263	79	39-104	
Acenaphthene	ug/kg	333	268	80	43-108	
Acenaphthylene	ug/kg	333	269	81	44-110	
Anthracene	ug/kg	333	299	90	44-112	
Benzo(a)anthracene	ug/kg	333	274	82	43-124	
Benzo(a)pyrene	ug/kg	333	300	90	44-124	
Benzo(b)fluoranthene	ug/kg	333	285	86	44-123	
Benzo(g,h,i)perylene	ug/kg	333	295	89	44-118	
Benzo(k)fluoranthene	ug/kg	333	308	92	42-122	
Chrysene	ug/kg	333	295	88	44-124	
Dibenz(a,h)anthracene	ug/kg	333	306	92	44-119	
Fluoranthene	ug/kg	333	302	91	45-119	
Fluorene	ug/kg	333	279	84	44-113	
Indeno(1,2,3-cd)pyrene	ug/kg	333	305	91	44-119	
Naphthalene	ug/kg	333	257	77	42-103	
Phenanthrene	ug/kg	333	280	84	44-113	
Pyrene	ug/kg	333	288	86	45-123	
2-Fluorobiphenyl (S)	%			79	38-110	

REPORT OF LABORATORY ANALYSIS

This report shall not be reproduced, except in full,
without the written consent of Pace Analytical Services, Inc..

QUALITY CONTROL DATA

Project: Hoxsey Property
Pace Project No.: 5086666

LABORATORY CONTROL SAMPLE: 979931

Parameter	Units	Spike Conc.	LCS Result	LCS % Rec	% Rec Limits	Qualifiers
p-Terphenyl-d14 (S)	%.			85	32-111	

MATRIX SPIKE & MATRIX SPIKE DUPLICATE: 979932 979933

Parameter	Units	5086666007		MSD		MSD		% Rec		Max RPD	Qual
		Result	MS Spike Conc.	MSD Spike Conc.	MS Result	MSD Result	MS % Rec	MSD % Rec			
2-Methylnaphthalene	ug/kg	ND	390	388	285	263	73	68	10-131	8	20
Acenaphthene	ug/kg	ND	390	388	276	256	71	66	25-117	8	20
Acenaphthylene	ug/kg	ND	390	388	284	267	73	69	27-123	6	20
Anthracene	ug/kg	ND	390	388	293	252	74	64	20-123	15	20
Benzo(a)anthracene	ug/kg	8.6	390	388	248	224	61	55	23-124	10	20
Benzo(a)pyrene	ug/kg	9.1	390	388	257	235	63	58	23-120	9	20
Benzo(b)fluoranthene	ug/kg	13.1	390	388	243	208	59	50	24-117	16	20
Benzo(g,h,i)perylene	ug/kg	9.0	390	388	252	230	62	57	12-122	9	20
Benzo(k)fluoranthene	ug/kg	10.7	390	388	265	248	65	61	14-123	7	20
Chrysene	ug/kg	14.2	390	388	269	249	65	61	22-124	8	20
Dibenz(a,h)anthracene	ug/kg	ND	390	388	263	245	67	63	26-113	7	20
Fluoranthene	ug/kg	24.1	390	388	285	241	67	56	21-125	17	20
Fluorene	ug/kg	ND	390	388	277	254	71	66	19-127	8	20
Indeno(1,2,3-cd)pyrene	ug/kg	7.5	390	388	254	229	63	57	15-121	10	20
Naphthalene	ug/kg	ND	390	388	277	259	71	67	15-125	7	20
Phenanthrene	ug/kg	12.2	390	388	279	243	68	59	10-139	14	20
Pyrene	ug/kg	18.4	390	388	278	248	66	59	17-132	11	20
2-Fluorobiphenyl (S)	%.						69	66	38-110		20
p-Terphenyl-d14 (S)	%.						64	62	32-111		20

REPORT OF LABORATORY ANALYSIS

This report shall not be reproduced, except in full,
without the written consent of Pace Analytical Services, Inc..

QUALITY CONTROL DATA

Project: Hoxsey Property
Pace Project No.: 5086666

QC Batch: OEXT/33885 Analysis Method: EPA 8270
QC Batch Method: EPA 3546 Analysis Description: 8270 Solid MSSV Microwave Short Spike
Associated Lab Samples: 5086666001, 5086666002, 5086666003, 5086666004, 5086666005, 5086666006, 5086666007, 5086666008

METHOD BLANK: 980555 Matrix: Solid
Associated Lab Samples: 5086666001, 5086666002, 5086666003, 5086666004, 5086666005, 5086666006, 5086666007, 5086666008

Parameter	Units	Blank Result	Reporting Limit	Analyzed	Qualifiers
1,2,4-Trichlorobenzene	ug/kg	ND	330	09/17/13 18:54	
1,2-Dichlorobenzene	ug/kg	ND	330	09/17/13 18:54	
1,3-Dichlorobenzene	ug/kg	ND	330	09/17/13 18:54	
1,4-Dichlorobenzene	ug/kg	ND	330	09/17/13 18:54	
2,2'-Oxybis(1-chloropropane)	ug/kg	ND	330	09/17/13 18:54	
2,4,5-Trichlorophenol	ug/kg	ND	330	09/17/13 18:54	
2,4,6-Trichlorophenol	ug/kg	ND	330	09/17/13 18:54	
2,4-Dichlorophenol	ug/kg	ND	330	09/17/13 18:54	
2,4-Dimethylphenol	ug/kg	ND	330	09/17/13 18:54	
2,4-Dinitrophenol	ug/kg	ND	1600	09/17/13 18:54	
2,4-Dinitrotoluene	ug/kg	ND	330	09/17/13 18:54	
2,6-Dinitrotoluene	ug/kg	ND	330	09/17/13 18:54	
2-Chloronaphthalene	ug/kg	ND	330	09/17/13 18:54	
2-Chlorophenol	ug/kg	ND	330	09/17/13 18:54	
2-Methylphenol(o-Cresol)	ug/kg	ND	330	09/17/13 18:54	
2-Nitroaniline	ug/kg	ND	1600	09/17/13 18:54	
2-Nitrophenol	ug/kg	ND	330	09/17/13 18:54	
3&4-Methylphenol(m&p Cresol)	ug/kg	ND	660	09/17/13 18:54	
3,3'-Dichlorobenzidine	ug/kg	ND	660	09/17/13 18:54	
3-Nitroaniline	ug/kg	ND	1600	09/17/13 18:54	
4,6-Dinitro-2-methylphenol	ug/kg	ND	1600	09/17/13 18:54	
4-Bromophenylphenyl ether	ug/kg	ND	330	09/17/13 18:54	
4-Chloro-3-methylphenol	ug/kg	ND	660	09/17/13 18:54	
4-Chloroaniline	ug/kg	ND	660	09/17/13 18:54	
4-Chlorophenylphenyl ether	ug/kg	ND	330	09/17/13 18:54	
4-Nitroaniline	ug/kg	ND	1600	09/17/13 18:54	
4-Nitrophenol	ug/kg	ND	1600	09/17/13 18:54	
bis(2-Chloroethoxy)methane	ug/kg	ND	330	09/17/13 18:54	
bis(2-Chloroethyl) ether	ug/kg	ND	330	09/17/13 18:54	
bis(2-Ethylhexyl)phthalate	ug/kg	ND	330	09/17/13 18:54	
Butylbenzylphthalate	ug/kg	ND	330	09/17/13 18:54	
Carbazole	ug/kg	ND	330	09/17/13 18:54	
Di-n-butylphthalate	ug/kg	ND	330	09/17/13 18:54	
Di-n-octylphthalate	ug/kg	ND	330	09/17/13 18:54	
Dibenzofuran	ug/kg	ND	330	09/17/13 18:54	
Diethylphthalate	ug/kg	ND	330	09/17/13 18:54	
Dimethylphthalate	ug/kg	ND	330	09/17/13 18:54	
Hexachloro-1,3-butadiene	ug/kg	ND	330	09/17/13 18:54	
Hexachlorobenzene	ug/kg	ND	330	09/17/13 18:54	
Hexachlorocyclopentadiene	ug/kg	ND	330	09/17/13 18:54	
Hexachloroethane	ug/kg	ND	330	09/17/13 18:54	
Isophorone	ug/kg	ND	330	09/17/13 18:54	
N-Nitroso-di-n-propylamine	ug/kg	ND	330	09/17/13 18:54	

REPORT OF LABORATORY ANALYSIS

This report shall not be reproduced, except in full,
without the written consent of Pace Analytical Services, Inc..

QUALITY CONTROL DATA

Project: Hoxsey Property
Pace Project No.: 5086666

METHOD BLANK: 980555

Matrix: Solid

Associated Lab Samples: 5086666001, 5086666002, 5086666003, 5086666004, 5086666005, 5086666006, 5086666007, 5086666008

Parameter	Units	Blank Result	Reporting Limit	Analyzed	Qualifiers
N-Nitrosodiphenylamine	ug/kg	ND	330	09/17/13 18:54	
Nitrobenzene	ug/kg	ND	330	09/17/13 18:54	
Pentachlorophenol	ug/kg	ND	1600	09/17/13 18:54	
Phenol	ug/kg	ND	330	09/17/13 18:54	
2,4,6-Tribromophenol (S)	%	87	16-122	09/17/13 18:54	
2-Fluorobiphenyl (S)	%	83	31-94	09/17/13 18:54	
2-Fluorophenol (S)	%	81	24-104	09/17/13 18:54	
Nitrobenzene-d5 (S)	%	75	28-101	09/17/13 18:54	
p-Terphenyl-d14 (S)	%	101	26-110	09/17/13 18:54	
Phenol-d5 (S)	%	78	28-101	09/17/13 18:54	

LABORATORY CONTROL SAMPLE: 980556

Parameter	Units	Spike Conc.	LCS Result	LCS % Rec	% Rec Limits	Qualifiers
1,2,4-Trichlorobenzene	ug/kg	3330	2370	71	42-102	
1,4-Dichlorobenzene	ug/kg	3330	2180	65	58-110	
2,4-Dinitrotoluene	ug/kg	3330	2340	70	39-103	
2-Chlorophenol	ug/kg	3330	2200	66	38-96	
4-Chloro-3-methylphenol	ug/kg	3330	2130	64	38-104	
4-Nitrophenol	ug/kg	3330	2180	65	34-104	
N-Nitroso-di-n-propylamine	ug/kg	3330	2170	65	37-96	
Pentachlorophenol	ug/kg	3330	1880	57	21-103	
Phenol	ug/kg	3330	2330	70	37-101	
2,4,6-Tribromophenol (S)	%			88	16-122	
2-Fluorobiphenyl (S)	%			80	31-94	
2-Fluorophenol (S)	%			77	24-104	
Nitrobenzene-d5 (S)	%			69	28-101	
p-Terphenyl-d14 (S)	%			94	26-110	
Phenol-d5 (S)	%			74	28-101	

MATRIX SPIKE & MATRIX SPIKE DUPLICATE: 980557

980558

Parameter	Units	MS		MSD		MS % Rec	MSD % Rec	% Rec Limits	RPD	Max RPD	Qual
		Result	Spike Conc.	Spike Conc.	Result						
1,2,4-Trichlorobenzene	ug/kg	ND	3900	3900	2980	3020	76	77	31-93	1	20
1,4-Dichlorobenzene	ug/kg	ND	3900	3900	2720	2800	70	72	37-120	3	20
2,4-Dinitrotoluene	ug/kg	ND	3900	3900	2850	2890	73	74	15-102	1	20
2-Chlorophenol	ug/kg	ND	3900	3900	2710	2670	69	68	22-96	2	20
4-Chloro-3-methylphenol	ug/kg	ND	3900	3900	2660	2560	68	66	21-105	4	20
4-Nitrophenol	ug/kg	ND	3900	3900	2770	3070	71	79	12-107	10	20
N-Nitroso-di-n-propylamine	ug/kg	ND	3900	3900	2690	2660	69	68	18-103	1	20
Pentachlorophenol	ug/kg	ND	3900	3900	2860	2900	73	74	10-100	2	20
Phenol	ug/kg	ND	3900	3900	2820	2770	72	71	22-97	2	20
2,4,6-Tribromophenol (S)	%						96	90	16-122		

REPORT OF LABORATORY ANALYSIS

This report shall not be reproduced, except in full,
without the written consent of Pace Analytical Services, Inc..

QUALITY CONTROL DATA

Project: Hoxsey Property

Pace Project No.: 5086666

MATRIX SPIKE & MATRIX SPIKE DUPLICATE: 980557												980558	
Parameter	Units	5086666007 Result	MS	MSD	MS Result	MSD	MS % Rec	MSD	% Rec Limits	Max		Qual	
			Spike Conc.	Spike Conc.		Result		% Rec		RPD	RPD		
2-Fluorobiphenyl (S)	%.						81	85	31-94				
2-Fluorophenol (S)	%.						82	82	24-104				
Nitrobenzene-d5 (S)	%.						76	76	26-98				
p-Terphenyl-d14 (S)	%.						97	103	26-110				
Phenol-d5 (S)	%.						77	75	28-101				

REPORT OF LABORATORY ANALYSIS

This report shall not be reproduced, except in full,
without the written consent of Pace Analytical Services, Inc..

QUALITY CONTROL DATA

Project: Hoxsey Property
Pace Project No.: 5086666

QC Batch: OEXT/33918 Analysis Method: EPA 8270
QC Batch Method: EPA 3510 Analysis Description: 8270 TCLP MSSV
Associated Lab Samples: 5086666010

METHOD BLANK: 982402 Matrix: Water
Associated Lab Samples: 5086666010

Parameter	Units	Blank Result	Reporting Limit	Analyzed	Qualifiers
1,4-Dichlorobenzene	ug/L	ND	100	09/23/13 21:56	
2,4,5-Trichlorophenol	ug/L	ND	500	09/23/13 21:56	
2,4,6-Trichlorophenol	ug/L	ND	100	09/23/13 21:56	
2,4-Dinitrotoluene	ug/L	ND	100	09/23/13 21:56	
2-Methylphenol(o-Cresol)	ug/L	ND	100	09/23/13 21:56	
3&4-Methylphenol(m&p Cresol)	ug/L	ND	200	09/23/13 21:56	
Hexachloro-1,3-butadiene	ug/L	ND	100	09/23/13 21:56	
Hexachlorobenzene	ug/L	ND	100	09/23/13 21:56	
Hexachloroethane	ug/L	ND	100	09/23/13 21:56	
Nitrobenzene	ug/L	ND	100	09/23/13 21:56	
Pentachlorophenol	ug/L	ND	500	09/23/13 21:56	
Pyridine	ug/L	ND	100	09/23/13 21:56	
2,4,6-Tribromophenol (S)	%	76	31-161	09/23/13 21:56	
2-Fluorobiphenyl (S)	%	72	31-118	09/23/13 21:56	
2-Fluorophenol (S)	%	25	10-67	09/23/13 21:56	
Nitrobenzene-d5 (S)	%	71	29-126	09/23/13 21:56	
p-Terphenyl-d14 (S)	%	83	28-129	09/23/13 21:56	
Phenol-d5 (S)	%	14	10-47	09/23/13 21:56	

LABORATORY CONTROL SAMPLE: 982403

Parameter	Units	Spike Conc.	LCS Result	LCS % Rec	% Rec Limits	Qualifiers
1,4-Dichlorobenzene	ug/L	1000	627	63	29-102	
2,4,5-Trichlorophenol	ug/L	1000	680	68	42-125	
2,4,6-Trichlorophenol	ug/L	1000	645	64	44-122	
2,4-Dinitrotoluene	ug/L	1000	715	71	36-126	
2-Methylphenol(o-Cresol)	ug/L	1000	405	40	30-85	
3&4-Methylphenol(m&p Cresol)	ug/L	2000	665	33	22-76	
Hexachloro-1,3-butadiene	ug/L	1000	588	59	26-102	
Hexachlorobenzene	ug/L	1000	773	77	36-115	
Hexachloroethane	ug/L	1000	603	60	24-101	
Nitrobenzene	ug/L	1000	678	68	36-114	
Pentachlorophenol	ug/L	1000	684	68	31-125	
Pyridine	ug/L	1000	112	11	10-41	
2,4,6-Tribromophenol (S)	%			73	31-161	
2-Fluorobiphenyl (S)	%			65	31-118	
2-Fluorophenol (S)	%			24	10-67	
Nitrobenzene-d5 (S)	%			66	29-126	
p-Terphenyl-d14 (S)	%			74	28-129	
Phenol-d5 (S)	%			14	10-47	

REPORT OF LABORATORY ANALYSIS

This report shall not be reproduced, except in full,
without the written consent of Pace Analytical Services, Inc..

QUALITY CONTROL DATA

Project: Hoxsey Property

Pace Project No.: 5086666

MATRIX SPIKE SAMPLE:		982404		5086666010		Spike	MS	MS	% Rec	Qualifiers
Parameter	Units	Result	Conc.	Result	% Rec	Result	% Rec	Limits		
1,4-Dichlorobenzene	ug/L	ND	1000	707	71			39-91		
2,4,5-Trichlorophenol	ug/L	ND	1000	750	75			41-125		
2,4,6-Trichlorophenol	ug/L	ND	1000	725	73			42-120		
2,4-Dinitrotoluene	ug/L	ND	1000	790	79			34-124		
2-Methylphenol(o-Cresol)	ug/L	ND	1000	448	45			21-101		
3&4-Methylphenol(m&p Cresol)	ug/L	ND	2000	752	38			10-104		
Hexachloro-1,3-butadiene	ug/L	ND	1000	649	65			36-97		
Hexachlorobenzene	ug/L	ND	1000	798	80			37-115		
Hexachloroethane	ug/L	ND	1000	691	69			31-93		
Nitrobenzene	ug/L	ND	1000	742	74			42-114		
Pentachlorophenol	ug/L	ND	1000	732	73			30-128		
Pyridine	ug/L	ND	1000	170	17			10-46		
2,4,6-Tribromophenol (S)	%				80			31-161		
2-Fluorobiphenyl (S)	%				72			31-118		
2-Fluorophenol (S)	%				26			10-67		
Nitrobenzene-d5 (S)	%				74			29-126		
p-Terphenyl-d14 (S)	%				72			28-129		
Phenol-d5 (S)	%				15			10-47		

MATRIX SPIKE SAMPLE:		982405		5086733001		Spike	MS	MS	% Rec	Qualifiers
Parameter	Units	Result	Conc.	Result	% Rec	Result	% Rec	Limits		
1,4-Dichlorobenzene	ug/L	ND	1000	641	64			39-91		
2,4,5-Trichlorophenol	ug/L	ND	1000	699	70			41-125		
2,4,6-Trichlorophenol	ug/L	ND	1000	646	65			42-120		
2,4-Dinitrotoluene	ug/L	ND	1000	691	69			34-124		
2-Methylphenol(o-Cresol)	ug/L	ND	1000	391	39			21-101		
3&4-Methylphenol(m&p Cresol)	ug/L	ND	2000	678	34			10-104		
Hexachloro-1,3-butadiene	ug/L	ND	1000	603	60			36-97		
Hexachlorobenzene	ug/L	ND	1000	760	76			37-115		
Hexachloroethane	ug/L	ND	1000	618	62			31-93		
Nitrobenzene	ug/L	ND	1000	692	69			42-114		
Pentachlorophenol	ug/L	ND	1000	659	66			30-128		
Pyridine	ug/L	ND	1000	ND	10			10-46		
2,4,6-Tribromophenol (S)	%				73			31-161		
2-Fluorobiphenyl (S)	%				64			31-118		
2-Fluorophenol (S)	%				24			10-67		
Nitrobenzene-d5 (S)	%				69			29-126		
p-Terphenyl-d14 (S)	%				77			28-129		
Phenol-d5 (S)	%				14			10-47		

MATRIX SPIKE SAMPLE:		982406		5086267005		Spike	MS	MS	% Rec	Qualifiers
Parameter	Units	Result	Conc.	Result	% Rec	Result	% Rec	Limits		
1,4-Dichlorobenzene	ug/L	ND	1000	620	62			39-91		

REPORT OF LABORATORY ANALYSIS

This report shall not be reproduced, except in full,
without the written consent of Pace Analytical Services, Inc..

QUALITY CONTROL DATA

Project: Hoxsey Property

Pace Project No.: 5086666

MATRIX SPIKE SAMPLE:		982406						
Parameter	Units	5086267005 Result	Spike Conc.	MS Result	MS % Rec	% Rec Limits	Qualifiers	
2,4,5-Trichlorophenol	ug/L	ND	1000	628	63	41-125		
2,4,6-Trichlorophenol	ug/L	ND	1000	576	58	42-120		
2,4-Dinitrotoluene	ug/L	ND	1000	683	66	34-124		
2-Methylphenol(o-Cresol)	ug/L	ND	1000	332	33	21-101		
3&4-Methylphenol(m&p Cresol)	ug/L	ND	2000	555	28	10-104		
Hexachloro-1,3-butadiene	ug/L	ND	1000	580	58	36-97		
Hexachlorobenzene	ug/L	ND	1000	597	60	37-115		
Hexachloroethane	ug/L	ND	1000	590	59	31-93		
Nitrobenzene	ug/L	ND	1000	649	65	42-114		
Pentachlorophenol	ug/L	ND	1000	560	53	30-128		
Pyridine	ug/L	ND	1000	127	13	10-46		
2,4,6-Tribromophenol (S)	%.				63	31-161		
2-Fluorobiphenyl (S)	%.				61	31-118		
2-Fluorophenol (S)	%.				18	10-67		
Nitrobenzene-d5 (S)	%.				63	29-126		
p-Terphenyl-d14 (S)	%.				54	28-129		
Phenol-d5 (S)	%.				10	10-47		

REPORT OF LABORATORY ANALYSIS

This report shall not be reproduced, except in full,
without the written consent of Pace Analytical Services, Inc..

QUALITY CONTROL DATA

Project: Hoxsey Property
Pace Project No.: 5086666

QC Batch: OEXT/33892 Analysis Method: EPA 8270 by SIM
QC Batch Method: EPA 3510 Analysis Description: 8270 Water PAH
Associated Lab Samples: 5086666009

METHOD BLANK: 980694 Matrix: Water
Associated Lab Samples: 5086666009

Parameter	Units	Blank Result	Reporting Limit	Analyzed	Qualifiers
2-Methylnaphthalene	ug/L	ND	1.0	09/17/13 23:16	
Acenaphthene	ug/L	ND	1.0	09/17/13 23:16	
Acenaphthylene	ug/L	ND	1.0	09/17/13 23:16	
Anthracene	ug/L	ND	0.10	09/17/13 23:16	
Benzo(a)anthracene	ug/L	ND	0.10	09/17/13 23:16	
Benzo(a)pyrene	ug/L	ND	0.10	09/17/13 23:16	
Benzo(b)fluoranthene	ug/L	ND	0.10	09/17/13 23:16	
Benzo(g,h,i)perylene	ug/L	ND	0.10	09/17/13 23:16	
Benzo(k)fluoranthene	ug/L	ND	0.10	09/17/13 23:16	
Chrysene	ug/L	ND	0.50	09/17/13 23:16	
Dibenz(a,h)anthracene	ug/L	ND	0.10	09/17/13 23:16	
Fluoranthene	ug/L	ND	1.0	09/17/13 23:16	
Fluorene	ug/L	ND	1.0	09/17/13 23:16	
Indeno(1,2,3-cd)pyrene	ug/L	ND	0.10	09/17/13 23:16	
Naphthalene	ug/L	ND	1.0	09/17/13 23:16	
Phenanthrene	ug/L	ND	1.0	09/17/13 23:16	
Pyrene	ug/L	ND	1.0	09/17/13 23:16	
2-Fluorobiphenyl (S)	%	91	21-114	09/17/13 23:16	
p-Terphenyl-d14 (S)	%	92	25-131	09/17/13 23:16	

LABORATORY CONTROL SAMPLE: 980695

Parameter	Units	Spike Conc.	LCS Result	LCS % Rec	% Rec Limits	Qualifiers
2-Methylnaphthalene	ug/L	10	9.6	96	29-110	
Acenaphthene	ug/L	10	10.0	100	39-117	
Acenaphthylene	ug/L	10	10.1	101	40-120	
Anthracene	ug/L	10	10.2	102	48-126	
Benzo(a)anthracene	ug/L	10	10.2	102	51-134	
Benzo(a)pyrene	ug/L	10	9.6	96	48-141	
Benzo(b)fluoranthene	ug/L	10	10.1	101	49-139	
Benzo(g,h,i)perylene	ug/L	10	9.2	92	44-134	
Benzo(k)fluoranthene	ug/L	10	9.4	94	48-140	
Chrysene	ug/L	10	10.8	108	53-136	
Dibenz(a,h)anthracene	ug/L	10	9.3	93	44-132	
Fluoranthene	ug/L	10	10.2	102	50-135	
Fluorene	ug/L	10	10.1	101	44-124	
Indeno(1,2,3-cd)pyrene	ug/L	10	9.2	92	45-132	
Naphthalene	ug/L	10	9.3	93	30-112	
Phenanthrene	ug/L	10	10.3	103	47-128	
Pyrene	ug/L	10	10.9	109	50-134	
2-Fluorobiphenyl (S)	%			87	21-114	

REPORT OF LABORATORY ANALYSIS

This report shall not be reproduced, except in full,
without the written consent of Pace Analytical Services, Inc..

QUALITY CONTROL DATA

Project: Hoxsey Property

Pace Project No.: 5086666

LABORATORY CONTROL SAMPLE: 980695

Parameter	Units	Spike Conc.	LCS Result	LCS % Rec	% Rec Limits	Qualifiers
p-Terphenyl-d14 (S)	%.			86	25-131	

REPORT OF LABORATORY ANALYSIS

This report shall not be reproduced, except in full,
without the written consent of Pace Analytical Services, Inc..

QUALITY CONTROL DATA

Project: Hoxsey Property

Pace Project No.: 5086666

QC Batch: OEXT/33891

Analysis Method: EPA 8270

QC Batch Method: EPA 3510

Analysis Description: 8270 Water Scan

Associated Lab Samples: 5086666009

METHOD BLANK: 980689

Matrix: Water

Associated Lab Samples: 5086666009

Parameter	Units	Blank Result	Reporting Limit	Analyzed	Qualifiers
1,2,4-Trichlorobenzene	ug/L	ND	10.0	09/18/13 00:43	
1,2-Dichlorobenzene	ug/L	ND	10.0	09/18/13 00:43	
1,3-Dichlorobenzene	ug/L	ND	10.0	09/18/13 00:43	
1,4-Dichlorobenzene	ug/L	ND	10.0	09/18/13 00:43	
2,2'-Oxybis(1-chloropropane)	ug/L	ND	5.0	09/18/13 00:43	
2,4,5-Trichlorophenol	ug/L	ND	10.0	09/18/13 00:43	
2,4,6-Trichlorophenol	ug/L	ND	10.0	09/18/13 00:43	
2,4-Dichlorophenol	ug/L	ND	10.0	09/18/13 00:43	
2,4-Dimethylphenol	ug/L	ND	10.0	09/18/13 00:43	
2,4-Dinitrophenol	ug/L	ND	50.0	09/18/13 00:43	
2,4-Dinitrotoluene	ug/L	ND	10.0	09/18/13 00:43	
2,6-Dinitrotoluene	ug/L	ND	10.0	09/18/13 00:43	
2-Chloronaphthalene	ug/L	ND	10.0	09/18/13 00:43	
2-Chlorophenol	ug/L	ND	10.0	09/18/13 00:43	
2-Methylphenol(o-Cresol)	ug/L	ND	10.0	09/18/13 00:43	
2-Nitroaniline	ug/L	ND	50.0	09/18/13 00:43	
2-Nitrophenol	ug/L	ND	10.0	09/18/13 00:43	
3&4-Methylphenol(m&p Cresol)	ug/L	ND	20.0	09/18/13 00:43	
3,3'-Dichlorobenzidine	ug/L	ND	20.0	09/18/13 00:43	
3-Nitroaniline	ug/L	ND	50.0	09/18/13 00:43	
4,6-Dinitro-2-methylphenol	ug/L	ND	50.0	09/18/13 00:43	
4-Bromophenylphenyl ether	ug/L	ND	10.0	09/18/13 00:43	
4-Chloro-3-methylphenol	ug/L	ND	20.0	09/18/13 00:43	
4-Chloroaniline	ug/L	ND	20.0	09/18/13 00:43	
4-Chlorophenylphenyl ether	ug/L	ND	10.0	09/18/13 00:43	
4-Nitroaniline	ug/L	ND	50.0	09/18/13 00:43	
4-Nitrophenol	ug/L	ND	50.0	09/18/13 00:43	
bis(2-Chloroethoxy)methane	ug/L	ND	10.0	09/18/13 00:43	
bis(2-Chloroethyl) ether	ug/L	ND	10.0	09/18/13 00:43	
bis(2-Ethylhexyl)phthalate	ug/L	ND	5.0	09/18/13 00:43	
Butylbenzylphthalate	ug/L	ND	10.0	09/18/13 00:43	
Carbazole	ug/L	ND	10.0	09/18/13 00:43	
Di-n-butylphthalate	ug/L	ND	10.0	09/18/13 00:43	
Di-n-octylphthalate	ug/L	ND	10.0	09/18/13 00:43	
Dibenzofuran	ug/L	ND	10.0	09/18/13 00:43	
Diethylphthalate	ug/L	ND	10.0	09/18/13 00:43	
Dimethylphthalate	ug/L	ND	10.0	09/18/13 00:43	
Hexachloro-1,3-butadiene	ug/L	ND	5.0	09/18/13 00:43	
Hexachlorobenzene	ug/L	ND	10.0	09/18/13 00:43	
Hexachlorocyclopentadiene	ug/L	ND	20.0	09/18/13 00:43	
Hexachloroethane	ug/L	ND	10.0	09/18/13 00:43	
Isophorone	ug/L	ND	10.0	09/18/13 00:43	
N-Nitroso-di-n-propylamine	ug/L	ND	10.0	09/18/13 00:43	

REPORT OF LABORATORY ANALYSIS

This report shall not be reproduced, except in full,
without the written consent of Pace Analytical Services, Inc..

QUALITY CONTROL DATA

Project: Hoxsey Property

Pace Project No.: 5086666

METHOD BLANK: 980689

Matrix: Water

Associated Lab Samples: 5086666009

Parameter	Units	Blank Result	Reporting Limit	Analyzed	Qualifiers
N-Nitrosodiphenylamine	ug/L	ND	10.0	09/18/13 00:43	
Nitrobenzene	ug/L	ND	10.0	09/18/13 00:43	
Pentachlorophenol	ug/L	ND	50.0	09/18/13 00:43	
Phenol	ug/L	ND	10.0	09/18/13 00:43	
2,4,6-Tribromophenol (S)	%	94	31-161	09/18/13 00:43	
2-Fluorophenol (S)	%	31	10-67	09/18/13 00:43	
Nitrobenzene-d5 (S)	%	80	29-126	09/18/13 00:43	
Phenol-d5 (S)	%	16	10-47	09/18/13 00:43	

LABORATORY CONTROL SAMPLE: 980690

Parameter	Units	Spike Conc.	LCS Result	LCS % Rec	% Rec Limits	Qualifiers
1,2,4-Trichlorobenzene	ug/L	100	83.1	83	25-116	
1,4-Dichlorobenzene	ug/L	100	82.8	83	29-102	
2,4-Dinitrotoluene	ug/L	100	82.6	83	36-126	
2-Chlorophenol	ug/L	100	66.5	67	40-98	
4-Chloro-3-methylphenol	ug/L	100	67.5	67	43-113	
4-Nitrophenol	ug/L	100	ND	17	10-42	
N-Nitroso-di-n-propylamine	ug/L	100	85.1	85	43-120	
Pentachlorophenol	ug/L	100	67.2	67	31-125	
Phenol	ug/L	100	19.7	20	10-37	
2,4,6-Tribromophenol (S)	%			101	31-161	
2-Fluorophenol (S)	%			29	10-67	
Nitrobenzene-d5 (S)	%			78	29-126	
Phenol-d5 (S)	%			17	10-47	

REPORT OF LABORATORY ANALYSIS

This report shall not be reproduced, except in full,
without the written consent of Pace Analytical Services, Inc..

QUALITY CONTROL DATA

Project: Hoxsey Property

Pace Project No.: 5086666

QC Batch: PMST/8733

Analysis Method: ASTM D2974-87

QC Batch Method: ASTM D2974-87

Analysis Description: Dry Weight/Percent Moisture

Associated Lab Samples: 5086666001, 5086666002, 5086666003, 5086666004, 5086666005, 5086666006, 5086666007, 5086666008

SAMPLE DUPLICATE: 980446

Parameter	Units	5086659005 Result	Dup Result	RPD	Max RPD	Qualifiers
Percent Moisture	%	12.6	11.1	13	5	R1

SAMPLE DUPLICATE: 980447

Parameter	Units	5086666007 Result	Dup Result	RPD	Max RPD	Qualifiers
Percent Moisture	%	14.7	15.2	4	5	

REPORT OF LABORATORY ANALYSIS

This report shall not be reproduced, except in full,
without the written consent of Pace Analytical Services, Inc..

QUALITY CONTROL DATA

Project: Hoxsey Property

Pace Project No.: 5086666

QC Batch: WET/12994

Analysis Method: EPA 9045

QC Batch Method: EPA 9045

Analysis Description: 9045 pH

Associated Lab Samples: 5086666001, 5086666002, 5086666003, 5086666004, 5086666005, 5086666006, 5086666007, 5086666008

SAMPLE DUPLICATE: 979442

Parameter	Units	5086666001 Result	Dup Result	RPD	Max RPD	Qualifiers
pH at 25 Degrees C	Std. Units	9.1	9.3	2	20	

SAMPLE DUPLICATE: 979523

Parameter	Units	5086666007 Result	Dup Result	RPD	Max RPD	Qualifiers
pH at 25 Degrees C	Std. Units	7.9	8.0	0	20	

REPORT OF LABORATORY ANALYSIS

This report shall not be reproduced, except in full,
without the written consent of Pace Analytical Services, Inc..



Pace Analytical Services, Inc.
 1233 Dublin Road
 Columbus, OH 43215
 (614)486-5421

Pace Analytical Services, Inc.
 7726 Moller Road
 Indianapolis, IN 46268
 (317)875-5894

QUALITY CONTROL DATA

Project: Hoxsey Property
 Pace Project No.: 5086666

QC Batch: WET/13031 Analysis Method: EPA 9045
 QC Batch Method: EPA 9045 Analysis Description: 9045 pH
 Associated Lab Samples: 5086666010

SAMPLE DUPLICATE: 981080

Parameter	Units	5086666010 Result	Dup Result	RPD	Max RPD	Qualifiers
pH at 25 Degrees C	Std. Units	10.0	10.1	0	20	

REPORT OF LABORATORY ANALYSIS

This report shall not be reproduced, except in full,
 without the written consent of Pace Analytical Services, Inc..

QUALITY CONTROL DATA

Project: Hoxsey Property

Pace Project No.: 5086666

QC Batch: WET/16306

Analysis Method: ASTM D2974-87

QC Batch Method: ASTM D2974-87

Analysis Description: D2974 Fractional Organic Carbon

Associated Lab Samples: 5086666005, 5086666006, 5086666007, 5086666008

METHOD BLANK: 859004

Matrix: Solid

Associated Lab Samples: 5086666005, 5086666006, 5086666007, 5086666008

Parameter	Units	Blank Result	Reporting Limit	Analyzed	Qualifiers
Fractional Organic Carbon	% (w/w)	ND	0.058	09/20/13 10:28	FOC

LABORATORY CONTROL SAMPLE: 859005

Parameter	Units	Spike Conc.	LCS Result	LCS % Rec	% Rec Limits	Qualifiers
Fractional Organic Carbon	% (w/w)	199	189	95	80-120	FOC

SAMPLE DUPLICATE: 859007

Parameter	Units	5086666007 Result	Dup Result	RPD	Max RPD	Qualifiers
Fractional Organic Carbon	% (w/w)	1.0	1.0	0	10	FOC

REPORT OF LABORATORY ANALYSIS

This report shall not be reproduced, except in full,
without the written consent of Pace Analytical Services, Inc..

QUALIFIERS

Project: Hoxsey Property
Pace Project No.: 5086666

DEFINITIONS

DF - Dilution Factor, if reported, represents the factor applied to the reported data due to changes in sample preparation, dilution of the sample aliquot, or moisture content.

ND - Not Detected at or above adjusted reporting limit.

J - Estimated concentration above the adjusted method detection limit and below the adjusted reporting limit.

MDL - Adjusted Method Detection Limit.

PRL - Pace Reporting Limit.

RL - Reporting Limit.

S - Surrogate

1,2-Diphenylhydrazine (8270 listed analyte) decomposes to Azobenzene.

Consistent with EPA guidelines, unrounded data are displayed and have been used to calculate % recovery and RPD values.

LCS(D) - Laboratory Control Sample (Duplicate)

MS(D) - Matrix Spike (Duplicate)

DUP - Sample Duplicate

RPD - Relative Percent Difference

NC - Not Calculable.

SG - Silica Gel - Clean-Up

U - Indicates the compound was analyzed for, but not detected.

N-Nitrosodiphenylamine decomposes and cannot be separated from Diphenylamine using Method 8270. The result reported for each analyte is a combined concentration.

Pace Analytical is TNI accredited. Contact your Pace PM for the current list of accredited analytes.

TNI - The NELAC Institute.

LABORATORIES

PASI-G Pace Analytical Services - Green Bay
PASI-I Pace Analytical Services - Indianapolis

ANALYTE QUALIFIERS

1d Due to the extract's physical characteristics, the analysis was performed at dilution. CEM 09/17/13

2d Due to the viscosity of the extract, it was run at 5x. KES 9-18-13

3d Surrogate recovery exceeds laboratory control limits. Results for all target analytes are unaffected by this high bias. KES 9-18-13

FOC Reported results by ASTM D2974-87 for Fractional Organic Carbon (FOC) are determined by multiplying the Soil Organic Matter result by 0.58 (the percentage of organic carbon which comprises the SOM)

H1 Analysis conducted outside the recognized method holding time.

L0 Analyte recovery in the laboratory control sample (LCS) was outside QC limits.

R1 RPD value was outside control limits.

S5 Surrogate recovery outside control limits due to matrix interferences (not confirmed by re-analysis).

REPORT OF LABORATORY ANALYSIS

This report shall not be reproduced, except in full,
without the written consent of Pace Analytical Services, Inc..

QUALITY CONTROL DATA CROSS REFERENCE TABLE

Project: Hoxsey Property
Pace Project No.: 5086666

Lab ID	Sample ID	QC Batch Method	QC Batch	Analytical Method	Analytical Batch
5086666010	DISPOSAL	EPA 3546	OEXT/33884	EPA 8082	GCSV/11475
5086666001	IMW-101 (1-3)	EPA 3050	MPRP/12040	EPA 6010	ICP/13141
5086666002	IMW-101 (18-20)	EPA 3050	MPRP/12040	EPA 6010	ICP/13141
5086666003	IMW-102 (5-6)	EPA 3050	MPRP/12040	EPA 6010	ICP/13141
5086666004	IMW-102 (17-18)	EPA 3050	MPRP/12040	EPA 6010	ICP/13141
5086666005	IMW-104 (1-3)	EPA 3050	MPRP/12040	EPA 6010	ICP/13141
5086666006	IMW-104 (18-20)	EPA 3050	MPRP/12040	EPA 6010	ICP/13141
5086666007	IMW-103 (1-3)	EPA 3050	MPRP/12040	EPA 6010	ICP/13141
5086666008	IMW-103 (18-20)	EPA 3050	MPRP/12040	EPA 6010	ICP/13141
5086666010	DISPOSAL	EPA 3010	MPRP/12075	EPA 6010	ICP/13215
5086666009	EB-1	EPA 3010	MPRP/12053	EPA 6010	ICP/13168
5086666010	DISPOSAL	EPA 7470	MERP/4906	EPA 7470	MERC/5216
5086666001	IMW-101 (1-3)	EPA 3546	OEXT/33873	EPA 8270 by SIM	MSSV/13452
5086666002	IMW-101 (18-20)	EPA 3546	OEXT/33873	EPA 8270 by SIM	MSSV/13452
5086666003	IMW-102 (5-6)	EPA 3546	OEXT/33873	EPA 8270 by SIM	MSSV/13452
5086666004	IMW-102 (17-18)	EPA 3546	OEXT/33873	EPA 8270 by SIM	MSSV/13452
5086666005	IMW-104 (1-3)	EPA 3546	OEXT/33873	EPA 8270 by SIM	MSSV/13452
5086666006	IMW-104 (18-20)	EPA 3546	OEXT/33873	EPA 8270 by SIM	MSSV/13452
5086666007	IMW-103 (1-3)	EPA 3546	OEXT/33873	EPA 8270 by SIM	MSSV/13452
5086666008	IMW-103 (18-20)	EPA 3546	OEXT/33873	EPA 8270 by SIM	MSSV/13452
5086666001	IMW-101 (1-3)	EPA 3546	OEXT/33885	EPA 8270	MSSV/13462
5086666002	IMW-101 (18-20)	EPA 3546	OEXT/33885	EPA 8270	MSSV/13462
5086666003	IMW-102 (5-6)	EPA 3546	OEXT/33885	EPA 8270	MSSV/13462
5086666004	IMW-102 (17-18)	EPA 3546	OEXT/33885	EPA 8270	MSSV/13462
5086666005	IMW-104 (1-3)	EPA 3546	OEXT/33885	EPA 8270	MSSV/13462
5086666006	IMW-104 (18-20)	EPA 3546	OEXT/33885	EPA 8270	MSSV/13462
5086666007	IMW-103 (1-3)	EPA 3546	OEXT/33885	EPA 8270	MSSV/13462
5086666008	IMW-103 (18-20)	EPA 3546	OEXT/33885	EPA 8270	MSSV/13462
5086666010	DISPOSAL	EPA 3510	OEXT/33918	EPA 8270	MSSV/13503
5086666009	EB-1	EPA 3510	OEXT/33892	EPA 8270 by SIM	MSSV/13457
5086666009	EB-1	EPA 3510	OEXT/33891	EPA 8270	MSSV/13460
5086666010	DISPOSAL	EPA 8260	MSV/57553		
5086666009	EB-1	EPA 8260	MSV/57424		
5086666001	IMW-101 (1-3)	EPA 8260	MSV/57267		
5086666002	IMW-101 (18-20)	EPA 8260	MSV/57267		
5086666003	IMW-102 (5-6)	EPA 8260	MSV/57263		
5086666004	IMW-102 (17-18)	EPA 8260	MSV/57263		
5086666005	IMW-104 (1-3)	EPA 8260	MSV/57267		
5086666006	IMW-104 (18-20)	EPA 8260	MSV/57267		
5086666007	IMW-103 (1-3)	EPA 8260	MSV/57263		
5086666008	IMW-103 (18-20)	EPA 8260	MSV/57421		

REPORT OF LABORATORY ANALYSIS

This report shall not be reproduced, except in full,
without the written consent of Pace Analytical Services, Inc..

QUALITY CONTROL DATA CROSS REFERENCE TABLE

Project: Hoxsey Property

Pace Project No.: 5086666

Lab ID	Sample ID	QC Batch Method	QC Batch	Analytical Method	Analytical Batch
5086666001	IMW-101 (1-3)	ASTM D2974-87	PMST/8733		
5086666002	IMW-101 (18-20)	ASTM D2974-87	PMST/8733		
5086666003	IMW-102 (5-6)	ASTM D2974-87	PMST/8733		
5086666004	IMW-102 (17-18)	ASTM D2974-87	PMST/8733		
5086666005	IMW-104 (1-3)	ASTM D2974-87	PMST/8733		
5086666006	IMW-104 (18-20)	ASTM D2974-87	PMST/8733		
5086666007	IMW-103 (1-3)	ASTM D2974-87	PMST/8733		
5086666008	IMW-103 (18-20)	ASTM D2974-87	PMST/8733		
5086666010	DISPOSAL	EPA 1010	WET/13012		
5086666001	IMW-101 (1-3)	EPA 9045	WET/12994		
5086666002	IMW-101 (18-20)	EPA 9045	WET/12994		
5086666003	IMW-102 (5-6)	EPA 9045	WET/12994		
5086666004	IMW-102 (17-18)	EPA 9045	WET/12994		
5086666005	IMW-104 (1-3)	EPA 9045	WET/12994		
5086666006	IMW-104 (18-20)	EPA 9045	WET/12994		
5086666007	IMW-103 (1-3)	EPA 9045	WET/12994		
5086666008	IMW-103 (18-20)	EPA 9045	WET/12994		
5086666010	DISPOSAL	EPA 9045	WET/13031		
5086666010	DISPOSAL	EPA 9095	WET/13021		
5086666005	IMW-104 (1-3)	ASTM D2974-87	WET/16306		
5086666006	IMW-104 (18-20)	ASTM D2974-87	WET/16306		
5086666007	IMW-103 (1-3)	ASTM D2974-87	WET/16306		
5086666008	IMW-103 (18-20)	ASTM D2974-87	WET/16306		

REPORT OF LABORATORY ANALYSIS

This report shall not be reproduced, except in full,
without the written consent of Pace Analytical Services, Inc..

CHAIN-OF-CUSTODY / Analytical Request Document

The Chain-of-Custody is a LEGAL DOCUMENT. All relevant fields must be completed accurately.



Section A Required Client Information: **Section B** Required Project Information: **Section C** Invoice Information:

Company: **WESTON SOLUTIONS** Report To: **Andris Slesers** Attention: **Andris Slesers** Page: **1** of **1**
 Address: **750 E. Banker Ct. Ste 500** Copy To: **Andris Slesers** Company Name: **WESTON** 1684919
 Vendor: **Hus, PL Corp 500** Purchase Order No.: **750 E. Banker Ct. Ste 500** Address: **750 E. Banker Ct. Ste 500**
 Email To: **Andris.Slesers@weston-solutions.com** Project Name: **HANSEY PROPERTY** Regulatory Agency: **RCRA**
 Phone: **847-918-4000** Project Number: **STANDARD TAT** Site Location: **Woburn** NPDES GROUND WATER DRINKING WATER
 Requested Due Date/TAT: **STANDARD TAT** State: **IL** UST OTHER

ITEM #	Section D Required Client Information	Section E Matrix Codes	Section F Matrix Code	Section G SAMPLE TYPE (G=GRAB C=COMP)	Section H COLLECTED		Section I SAMPLE TEMP AT COLLECTION	Section J # OF CONTAINERS	Section K Preservatives	Section L Analysis Test	Section M Requested Analysis Filtered (Y/N)	Section N Residual Chlorine (Y/N)	Section O Pace Project No. / Lab I.D.
					Section P COMPOSITE START	Section Q COMPOSITE END/GRAB							
			DATE	TIME	DATE	TIME							
1	IMW-101 (1-3)	DW	9/11/13	11:00			6	Unpreserved		✓			-001
2	EMW-101 (18-20)	WT	9/11/13	11:30			6	H ₂ SO ₄		✓			-002
3	IMW-102 (5-6) (17-18)	WW	9/10/13	08:00			6	HNO ₃		✓			-003
4	IMW-102 (18-20) (17-18)	P	9/10/13	08:20			6	HCl		✓			-004
5	IMW-104 (1-3)	SL	9/11/13	12:20			7	NaOH		✓			-005
6	IMW-104 (18-20)	OL	9/11/13	12:40			7	Na ₂ S ₂ O ₈		✓			-006
7	IMW-103 (1-3)	WP	9/10/13	08:05			7	H ₂ SO ₄		✓			-007
8	IMW-103 (18-20)	AR	9/10/13	09:00			7	HNO ₃		✓			-008
9	ES-1	TS		10:00			6	Other		✓			-009
10	DESPOSAL	OT		14:00			6			✓			-010

ADDITIONAL COMMENTS: HOLD TAP RB
 Disposal: TAP (Full Protocol)
 PCB React CANS, PF, FP
 pH Feedback

RELINQUISHED BY / AFFILIATION: **K. A. Allum** **DATE:** 9/11/13 **TIME:** 17:00
ACCEPTED BY / AFFILIATION: **Joseph Klemf** **DATE:** 9/12/13 **TIME:** 11:20

Temp In °C: 19.1
Received on: 9/12/13
Custody Sealed Cooler (Y/N): Y
Samples Intact (Y/N): Y

SAMPLER NAME AND SIGNATURE: **Joseph Klemf**
PRINT Name of SAMPLER: **Joseph Klemf** **DATE Signed (MM/DD/YY):** 9/12/13
SIGNATURE of SAMPLER: *[Signature]*

Sample Condition Upon Receipt



Client Name: Weston Project # 5086666

Courier: Fed Ex UPS USPS Client Commercial Pace Other _____
 Tracking #: 802463900542, 802463900531
 Custody Seal on Cooler/Box Present: yes no Seals Intact: yes no
 Packing Material: Bubble Wrap Bubble Bags None Other 2PLC of melted ice
 Thermometer Used 1 2 3 4 6 A B C D E Type of Ice: Wet Blue None Samples on ice, cooling process has begun
 Cooler Temperature 19.1, 11.5 Ice Visible in Sample Containers: yes no
 (Corrected, if applicable)
 Temp should be above freezing to 6°C

Date/Time 5035A kits placed in freezer
9/12/13 1103

Date and Initials of person examining contents: KL 9/12/13

Chain of Custody Present:	<input checked="" type="checkbox"/> Yes <input type="checkbox"/> No <input type="checkbox"/> N/A	1.
Chain of Custody Filled Out:	<input checked="" type="checkbox"/> Yes <input type="checkbox"/> No <input type="checkbox"/> N/A	2.
Chain of Custody Relinquished:	<input checked="" type="checkbox"/> Yes <input type="checkbox"/> No <input type="checkbox"/> N/A	3.
Sampler Name & Signature on COC:	<input checked="" type="checkbox"/> Yes <input type="checkbox"/> No <input type="checkbox"/> N/A	4.
Short Hold Time Analysis (<72hr):	<input type="checkbox"/> Yes <input checked="" type="checkbox"/> No <input type="checkbox"/> N/A	5. <u>TC kits</u>
Rush Turn Around Time Requested:	<input type="checkbox"/> Yes <input checked="" type="checkbox"/> No <input type="checkbox"/> N/A	6.
Containers Intact:	<input checked="" type="checkbox"/> Yes <input type="checkbox"/> No <input type="checkbox"/> N/A	7.
Sample Labels match COC: -Includes date/time/ID/Analysis	<input checked="" type="checkbox"/> Yes <input checked="" type="checkbox"/> No <input type="checkbox"/> N/A	8. <u>IMW-103(1-3) present on C.O.C.</u>
All containers needing acid/base pres. have been checked? exceptions: VOA, coliform, TOC, O&G	<input checked="" type="checkbox"/> Yes <input type="checkbox"/> No <input type="checkbox"/> N/A	9. (Circle) <u>HNO3</u> H2SO4 NaOH HCl
All containers needing preservation are found to be in compliance with EPA recommendation.	<input checked="" type="checkbox"/> Yes <input type="checkbox"/> No <input type="checkbox"/> N/A	10.
Headspace in VOA Vials (>6mm):	<input type="checkbox"/> Yes <input checked="" type="checkbox"/> No <input type="checkbox"/> N/A	11. <u>Rec. 1 meth vial and 2 DI with stir bars filled with water?</u>
Trip Blank Present: <u>Not on C.O.C.</u>	<input checked="" type="checkbox"/> Yes <input type="checkbox"/> No <input type="checkbox"/> N/A	
Trip Blank Custody Seals Present	<input type="checkbox"/> Yes <input checked="" type="checkbox"/> No <input type="checkbox"/> N/A	
Project Manager Review		
Samples Arrived within Hold Time:	<input checked="" type="checkbox"/> Yes <input type="checkbox"/> No <input type="checkbox"/> N/A	12.
Sufficient Volume:	<input checked="" type="checkbox"/> Yes <input type="checkbox"/> No <input type="checkbox"/> N/A	13.
Correct Containers Used:	<input checked="" type="checkbox"/> Yes <input type="checkbox"/> No <input type="checkbox"/> N/A	14.

Client Notification/ Resolution: Andris Sifers Date/Time: 9/12/13 Field Data Required? Y / N
 Person Contacted: _____
 Comments/ Resolution: No ice touching samples only 3-4 2PLC of melted ice rec. in each cooler. P.M. took pictures.

- proceed with testing at cooler receipt temps of 19.1 & 11.5
- update sample IDs from IMW-102(0-6) to IMW-102(5-6)
- don't run TB
 Project Manager Review: [Signature] Date: 9/12/13

Sample Container Count

CLIENT: Weston Solutions



COC PAGE 1 of 1684919

COC ID# 1684919 Project # SD 888888

Sample Line

met h
Z Di
2 ST
Fi (ked v) Comments

Sample Line Item	DG9H	AG1U	WG9U	AG0U	R	4/6	BP2N	BP2U	BP2S	BP3N	BP3U	BP3S	AG3S	AG1H
1				4										
2			2											
3														
4														
5			3											
6														
7														
8														
9														
10									1					
11			3	2										
12				4										

TB Nit a C.Q.C.
FWJ-103(1-3) 10/2005

Container Codes

Container Code	Description	Quantity	Material	Notes
DG9H	40mL HCL amber vial			
AG1U	1 liter unpreserved amber glass			
WG9U	4oz clear soil jar			
R	terra core kit			
BP2N	500mL HNO3 plastic			
BP2U	500mL unpreserved plastic			
BP2S	500mL H2SO4 plastic			
BP3N	250mL HNO3 plastic			
BP3U	250mL unpreserved plastic			
BP3S	250mL H2SO4 plastic			
AG3S	250mL H2SO4 glass amber			
AG1S	1 liter H2SO4 amber glass			
BP1U	1 liter unpreserved plastic			
AG0U	100mL unpreserved amber glass			
AG1H	1 liter HCL amber glass			
AG1S	1 liter H2SO4 amber glass			
AG1T	1 liter Na Thiosulfate amber gl			
AG2N	500mL HNO3 amber glass			
AG2S	500mL H2SO4 amber glass			
AG2U	500mL unpreserved amber gla			
AG3U	250mL unpreserved amber gla			
BG1H	1 liter HCL clear glass			
BG1S	1 liter H2SO4 clear glass			
BG1T	1 liter Na Thiosulfate clear gla			
BG1U	1 liter unpreserved glass			
BP1A	1 liter NaOH, Asc Acid plastic			
BP1N	1 liter HNO3 plastic			
BP1S	1 liter H2SO4 plastic			
BP1U	1 liter unpreserved plastic			
BP1Z	1 liter NaOH, Zn, Ac			
BP2A	500mL NaOH, Asc Acid plastic			
BP2O	500mL NaOH plastic			
BP2Z	500mL NaOH, Zn Ac			
AF	Air Filter			
BP3C	250mL NaOH plastic			
BP3Z	250mL NaOH, Zn Ac plastic			
C	Air Cassettes			
DG9B	40mL Na Bisulfate amber vial			
DG9M	40mL MeOH clear vial			
DG9P	40mL TSP amber vial			
DG9S	40mL H2SO4 amber vial			
DG9T	40mL Na Thio amber vial			
DG9U	40mL unpreserved amber vial			
I	Wipe/Swab			
JG9U	4oz unpreserved amber wide			
U	Summa Can			
VG9H	40mL HCL clear vial			
VG9T	40mL Na Thio. clear vial			
VG9U	40mL unpreserved clear vial			
VSG	Headspace septa vial & HCL			
WG9FX	4oz wide jar w/hexane wipe			
ZPLC	Ziploc Bag			



Pace Analytical Services, Inc.
1000 Riverbend Blvd. Suite F
St. Rose, LA 70087
(504) 469-0333

September 26, 2013

Kenneth Hunt
PASI Indianapolis
7726 Moller Road
Indianapolis, IN 46268

RE: Project 20159320
Project ID: 5086666/WESTON SOLUTIONS

Dear Kenneth Hunt:

Enclosed are the analytical results for sample(s) received by the laboratory on September 14, 2013. Results reported herein conform to the most current NELAC standards, where applicable, unless otherwise narrated in the body of the report.

If you have any questions concerning this report, please feel free to contact me.

Sincerely,

A handwritten signature in black ink that reads "Regina Ste. Marie". The signature is written in a cursive, flowing style.

Regina Ste. Marie
regina.ste.marie@pacelabs.com



REPORT OF LABORATORY ANALYSIS

This report shall not be reproduced, except in full, without the written consent of Pace Analytical Services, Inc.

Cover 9/26/2013 15:52:40



Laboratory Certifications

Pace Analytical Services, Inc.
1000 Riverbend Blvd. Suite F
St. Rose, LA 70087
(504) 469-0333

Project: 20159320

Client: PASI Indianapolis

Project ID: 5086666/WESTON SOLUTIONS

Washington Department of Ecology C2078
Oregon Environmental Laboratory Accreditation - LA200001
U.S. Dept. of Agriculture Foreign Soil Import P330-10-00119
Pennsylvania Dept. of Env Protection (NELAC) 68-04202
Texas Commission on Env. Quality (NELAC) T104704405-09-TX
Kansas Department of Health and Environment (NELAC) E-10266
Florida Department of Health (NELAC) E87595
Oklahoma Department of Environmental Quality - 2010-139
Illinois Environmental Protection Agency - 0025721
California Env. Lab Accreditation Program Branch - 11277CA
Louisiana Dept. of Environmental Quality (NELAC/LELAP) 02006





Sample Cross Reference

Pace Analytical Services, Inc.
1000 Riverbend Blvd. Suite F
St. Rose, LA 70087
(504) 469-0333

Project: 20159320

Client: PASI Indianapolis

Project ID: 5086666/WESTON SOLUTIONS

Client Sample ID	Lab ID	Matrix	Collection Date/Time	Received Date/Time
DISPOSAL	201124686	Other	11-Sep-13 14:00	14-Sep-13 08:30



Project Narrative

Pace Analytical Services, Inc.
1000 Riverbend Blvd. Suite F
St. Rose, LA 70087
(504) 469-0333

Project: 20159320

Sample Receipt Condition:

All samples were received in accordance with EPA protocol.

Holding Times:

All holding times were met.

Blanks:

All blank results were below reporting limits.

Laboratory Control Samples:

All LCS recoveries were within QC limits.

Matrix Spikes and Duplicates:

All MS/MSD recoveries or duplicate RPDs were within QC limits.

Surrogates:

All surrogate recoveries were within QC limits.



QC Cross Reference

Pace Analytical Services, Inc.
1000 Riverbend Blvd. Suite F
St. Rose, LA 70087
(504) 469-0333

Project: 20159320

Analytical Method	Batch	Sample used for QC
EPA 8081	217481	Batch sample from another client
EPA 8151	217482	Batch sample from another client
SW-846 7.3.4.2	217096	Batch sample from another client
SW-846 7.3.3.2	217095	Batch sample from another client

Narrative1 9/26/2013 15:53:36

For the sample used as the original for the DUP or MS/MSD for the batch:

Project sample means a sample from this project was used.

Client sample means a sample from the same client but in a different project was used.

Batch sample means a sample from a different client was used.



Sample Results

Pace Analytical Services, Inc.
 1000 Riverbend Blvd. Suite F
 St. Rose, LA 70087
 (504) 469-0333

Client: PASI Indianapolis

Client ID: DISPOSAL

Project: 20159320

Project ID: 5086666/WESTON SOLUTIONS

Site: None

Lab ID: 201124686 (TCLP)

Matrix: Other

% Moisture: n/a

Description: None

Prep Level: TCLP

Batch: 217481

Method: EPA 8081 (TCLP)
8081 Pests TCLP

Collected: 11-Sep-13

Received: 14-Sep-13

Prepared: 20-Sep-13

Units: mg/L

CAS No.	Analyte	Dilution	Result	Qu	Reporting Limit	Reg Limit	Analysis
58-89-9	gamma-BHC (Lindane)	1	ND		0.000500	0.400	25-Sep-13 15:08 SLF
57-74-9	Chlordane	1	ND		0.00500	0.0300	25-Sep-13 15:08 SLF
72-20-8	Endrin	1	ND		0.00100	0.0200	25-Sep-13 15:08 SLF
76-44-8	Heptachlor	1	ND		0.000500	0.00800	25-Sep-13 15:08 SLF
1024-57-3	Heptachlor epoxide	1	ND		0.000500	0.00800	25-Sep-13 15:08 SLF
72-43-5	Methoxychlor	1	ND		0.00500	10.0	25-Sep-13 15:08 SLF
8001-35-2	Toxaphene	1	ND		0.0200	0.500	25-Sep-13 15:08 SLF

7 compound(s) reported

ND denotes the analyte was analyzed for but not detected at the reporting limit or method detection limit indicated.

Protocol 9/26/2013 15:53:38
 Limits are corrected for sample size, dilution and moisture content if applicable.

Qu lists qualifiers. Specific qualifiers are defined at the end of the report.

Regulatory limit may denote an actual regulatory limit or a client-requested notification limit.



Sample Results

Pace Analytical Services, Inc.
 1000 Riverbend Blvd. Suite F
 St. Rose, LA 70087
 (504) 469-0333

Client: PASI Indianapolis

Client ID: DISPOSAL

Project: 20159320

Project ID: 5086666/WESTON SOLUTIONS

Site: None

Lab ID: 201124686 (TCLP)

Matrix: Other

% Moisture: n/a

Description: None

Prep Level: TCLP

Batch: 217482

Method: EPA 8151 (TCLP)
8151 Herbs TCLP

Collected: 11-Sep-13

Received: 14-Sep-13

Prepared: 20-Sep-13

Units: mg/L

CAS No.	Analyte	Dilution	Result	Qu	Reporting Limit	Reg Limit	Analysis
94-75-7	2,4-D	1	ND		0.0200	10.0	25-Sep-13 17:41 SPP1
93-72-1	2,4,5-TP (Silvex)	1	ND		0.0200	1.00	25-Sep-13 17:41 SPP1

2 compound(s) reported

ND denotes the analyte was analyzed for but not detected at the reporting limit or method detection limit indicated.

Protocol 9/26/2013 15:53:38
 Limits are corrected for sample size, dilution and moisture content if applicable.
 Qu lists qualifiers. Specific qualifiers are defined at the end of the report.
 Regulatory limit may denote an actual regulatory limit or a client-requested notification limit.



Sample Results

Pace Analytical Services, Inc.
 1000 Riverbend Blvd. Suite F
 St. Rose, LA 70087
 (504) 469-0333

Client: PASI Indianapolis

Client ID: DISPOSAL

Project: 20159320

Project ID: 5086666/WESTON SOLUTIONS

Site: None

Lab ID: 201124686

Matrix: Other

%Moisture: n/a

Description: None

Collected: 11-Sep-13

Received: 14-Sep-13

Analyte	Method	Batch	DF	Result	Qu	Units	Reporting Limit	Prep.	Analysis	Limit
Cyanide, Reactive	SW-846 7.3.3.2.217095		1	ND		mg/kg	25.0	17-Sep-13	16-Sep-13 10:50	LVA
Sulfide, Reactive	SW-846 7.3.4.2.217096		1	ND		mg/kg	50.0	17-Sep-13	17-Sep-13 13:50	LJL

2 parameter(s) reported

ND denotes the analyte was analyzed for but not detected at the reporting limit or method detection limit indicated.

Inorganics 9/26/2013 15:53:40

Limits are corrected for sample size, dilution and moisture content if applicable.

Qu lists qualifiers. Specific qualifiers are defined at the end of the report.

Regulatory limit may denote an actual regulatory limit or a client-requested notification limit.



Surrogate Recovery

Pace Analytical Services, Inc.
1000 Riverbend Blvd. Suite F
St. Rose, LA 70087
(504) 469-0333

Batch: 217481

Project: 20159320

Method: TCLP GC Semivolatile Organics

Lab ID	Sample ID	Qu	Sur 1 %Rec	Sur 2 %Rec	Sur 3 %Rec	Sur 4 %Rec	Sur 5 %Rec	Sur 6 %Rec	Sur 7 %Rec	Sur 8 %Rec
201126629	13090155-10 KATY 4B MS 1		84	82	51	52				
201126630	13090155-10 KATY 4B MSD 1		84	82	55	56				
201126627	217481 BLANK 1		79	75	43	44				
201126628	217481 LCS 1		72	69	38	37				
201124686	DISPOSAL		76	72	42	45				
QC limits:			10-137	10-137	18-119	18-119				
Sur 1: Decachlorobiphenyl (Conf)(S)										
Sur 2: Decachlorobiphenyl (S)										
Sur 3: Tetrachloro-m-xylene (Conf)(S)										
Sur 4: Tetrachloro-m-xylene (S)										

* denotes surrogate recovery outside of QC limits.

D denotes surrogate recovery is outside of QC limits due to sample dilution, and is not considered an excursion.



Surrogate Recovery

Pace Analytical Services, Inc.
1000 Riverbend Blvd. Suite F
St. Rose, LA 70087
(504) 469-0333

Batch: 217482

Project: 20159320

Method: TCLP GC Semivolatile Organics

Lab ID	Sample ID	Qu	Sur 1 %Rec	Sur 2 %Rec	Sur 3 %Rec	Sur 4 %Rec	Sur 5 %Rec	Sur 6 %Rec	Sur 7 %Rec	Sur 8 %Rec
201126634	200734-2013-M MS 1		76	67						
201126635	200734-2013-M MSD 1		87	77						
201126632	217482 BLANK 1		82	79						
201126633	217482 LCS 1		84	81						
201124686	DISPOSAL		71	69						
QC limits:			10-166	10-166						
Sur 1: 2,4-DCPA (Conf)(S)										
Sur 2: 2,4-DCPA (S)										

* denotes surrogate recovery outside of QC limits.

D denotes surrogate recovery is outside of QC limits due to sample dilution, and is not considered an excursion.



Quality Control

Pace Analytical Services, Inc.
 1000 Riverbend Blvd. Suite F
 St. Rose, LA 70087
 (504) 469-0333

Batch: 217481 **Project:** 20159320 **LCS:** 201126628 25-Sep-13 14:13
Method: TCLP GC Semivolatile Organics **MS:** 201126629 25-Sep-13 14:40
Units: mg/L **MSD:** 201126630 25-Sep-13 14:54
Original for MS: Batch Sample 201124820

Parameter Name	LCS Spike	LCS Found	LCS %Rec	MS Spike	Sample Found	MS Found	MSD Found	MS %Rec	MSD %Rec	RPD	QC Limits		Max RPD	Qu
											LCS	MS/MSD		
gamma-BHC (Lindane)	0.00500	0.00423	85	0.00500		0.00465	0.00434	93	87	7	28-128	17-149	20	
Endrin	0.00500	0.00392	78	0.00500		0.00449	0.00419	90	84	7	20-153	22-160	20	
Heptachlor	0.00500	0.00211	42	0.00500		0.00265	0.00238	53	48	11	10-115	10-134	20	
Heptachlor epoxide	0.00500	0.00400	80	0.00500		0.00435	0.00404	87	81	7	30-119	13-147	20	
Methoxychlor	0.00500	0.00373	75	0.00500		0.00430	0.00409	86	82	5	21-150	17-166	20	
5 compound(s) reported														

* denotes recovery outside of QC limits.
 MS/MSD RPD is calculated via SW-846 rules on the basis of spiked sample concentrations rather than spike recoveries.



Blank Results

Pace Analytical Services, Inc.
1000 Riverbend Blvd. Suite F
St. Rose, LA 70087
(504) 469-0333

Blank ID: 217481 BLANK 1

Project: 20159320

Lab ID: 201126627

Prep Level: TCLP

Batch: 217481

Method: TCLP GC Semivolatile Organics

Prepared: 20-Sep-13

CAS Numb	Analyte	Dilution	Result	Qu	Units: mg/L	Analysis
					Reporting Limit	
58-89-9	gamma-BHC (Lindane)	1	ND		0.000500	25-Sep-13 13:59 SLF
57-74-9	Chlordane	1	ND		0.00500	25-Sep-13 13:59 SLF
72-20-8	Endrin	1	ND		0.00100	25-Sep-13 13:59 SLF
76-44-8	Heptachlor	1	ND		0.000500	25-Sep-13 13:59 SLF
1024-57-3	Heptachlor epoxide	1	ND		0.000500	25-Sep-13 13:59 SLF
72-43-5	Methoxychlor	1	ND		0.00500	25-Sep-13 13:59 SLF
8001-35-2	Toxaphene	1	ND		0.0200	25-Sep-13 13:59 SLF

7 compound(s) reported

ND denotes the analyte was analyzed for but not detected at the reporting limit or method detection limit indicated.

Protocol Blank 9/26/2013 15:53:4
Limits are corrected for sample size, dilution and moisture content if applicable.
Qu lists qualifiers. Specific qualifiers are defined at the end of the report.
Regulatory limit may denote an actual regulatory limit or a client-requested notification limit.



Blank Results

Pace Analytical Services, Inc.
1000 Riverbend Blvd. Suite F
St. Rose, LA 70087
(504) 469-0333

Blank ID: 217482 BLANK 1

Project: 20159320

Lab ID: 201126632

Prep Level: TCLP

Batch: 217482

Method: TCLP GC Semivolatile Organics

Prepared: 20-Sep-13

CAS Numb	Analyte	Dilution	Result	Qu	Units: <u>mg/L</u> Reporting Limit	Analysis
94-75-7	2,4-D	1	ND		0.0200	25-Sep-13 16:04 SPP1
93-72-1	2,4,5-TP (Silvex)	1	ND		0.0200	25-Sep-13 16:04 SPP1
2 compound(s) reported						

ND denotes the analyte was analyzed for but not detected at the reporting limit or method detection limit indicated.

Protocol Blank 9/26/2013 15:53:4
Limits are corrected for sample size, dilution and moisture content if applicable.
Qu lists qualifiers. Specific qualifiers are defined at the end of the report.
Regulatory limit may denote an actual regulatory limit or a client-requested notification limit.



Inorganics Quality Control

Pace Analytical Services, Inc.
 1000 Riverbend Blvd. Suite F
 St. Rose, LA 70087
 (504) 469-0333

Project: 20159320

Parameter	Batch	Blank	Units	LCS Spike	LCS Found	LCS %Rec	MS Spike	Sample Found	MS Found	MSD Found	MS %Rec	MSD %Rec	RPD	QC Limits LCS	MS/MSD	Max RPD	Qu
Cyanide, Reactive	217095	<25.0	mg/kg	100.	12.6	13	100.		5.63		6	0	0	1-110	1-110	20	
Sulfide, Reactive	217096	<50.0	mg/kg	500.	440.	88	500.		440.		88	0	0	1-110	1-110	20	

* denotes recovery outside of QC limits.

MS/MSD RPD is calculated via SW-846 rules on the basis of spiked sample concentrations rather than spike recoveries.



Definitions/Qualifiers

Pace Analytical Services, Inc.
1000 Riverbend Blvd. Suite F
St. Rose, LA 70087
(504) 469-0333

Project: 20159320

Value	Description
J	This estimated value for the analyte is below the adjusted reporting limit but above the instrument reporting limit.
U	The analyte was analyzed for but not detected at the reporting limit or method detection limit indicated.
B	This analyte was detected in the method blank.
E	The sample concentration is above the linear calibrated range of the analysis.
LCS	Laboratory Control Sample.
MS(D)	Matrix Spike (Duplicate).
DUP	Sample Duplicate.
RPD	Relative Percent Difference.



Pace Analytical Services, Inc.
1000 Riverbend Blvd. Suite F
St. Rose, LA 70087
(504) 469-0333

Chains of Custody

Chain of C

20159320 PHSI-INDI



20159320



Pace Analytical
www.pacelabs.com

Workorder: 5086666

Workorder Name: Hoxsey Property

Owner Received Date: 9/12/2013 Results Requested By: 9/26/2013

Report To
Kenneth Hunt
Pace Analytical Services, Inc.
7726 Moller Road
Indianapolis, IN 46268
Phone (317)875-5894
Fax (317)872-6189

Subcontract To

Pace Analytical New Orleans
1000 Riverbend Blvd
Suite F
St. Rose, LA 70087
Phone (504)469-0333

Requested Analysis

TCLP-PESTICIDES
TCLP-HERBICIDES
REACTIVE CN
REACTIVE S

Preserved Containers

wgtu

LAB USE ONLY
201129686

Item	Sample ID	Sample Type	Collect Date/Time	Lab ID	Matrix	Weight	Preserved Containers	Requested Analysis
1	DISPOSAL	PS	9/11/2013 14:00	5086666010	Solid	1		TCLP-PESTICIDES TCLP-HERBICIDES REACTIVE CN REACTIVE S
2								
3								
4								
5								

Transfers	Released By	Date/Time	Received By	Date/Time	Received on Ice	Y or N	Samples Intact	Y or N
1	Robert Cook	9/13/13 14:00	Red-Ey					
2	Red-Ey	9-14-13 8:30	J. Hunt	9-14-13 8:30				
3								

Cooler Temperature on Receipt 3.2 °C


J. Hunt



1000 Riverbend Blvd., Suite F
St. Rose, LA 70087

Sample Condition

20159320 PASI-INDI



Courier: Pace Courier Hired Courier Fed X UPS DHL USPS Customer Other

Custody Seal on Cooler/Box Present: [see COC] Custody Seals intact: Yes No

Thermometer Used:

Therm Fisher IR 5
 Therm Fisher IR 6
 Therm Fisher IR 7

Type of Ice: Wet Blue None

Samples on ice: [see COC]

Cooler Temperature: [see COC] Temp should be above freezing to 6°C

Date and Initials of person examining contents: 9-16-10g

Temp must be measured from Temperature blank when present	Comments:
Temperature Blank Present? <input checked="" type="checkbox"/> Yes <input type="checkbox"/> No <input type="checkbox"/> N/A	1
Chain of Custody Present: <input checked="" type="checkbox"/> Yes <input type="checkbox"/> No <input type="checkbox"/> N/A	2
Chain of Custody Complete: <input checked="" type="checkbox"/> Yes <input type="checkbox"/> No <input type="checkbox"/> N/A	3
Chain of Custody Relinquished: <input checked="" type="checkbox"/> Yes <input type="checkbox"/> No <input type="checkbox"/> N/A	4
Sampler Name & Signature on COC: <input checked="" type="checkbox"/> Yes <input type="checkbox"/> No <input type="checkbox"/> N/A	5
Samples Arrived within Hold Time: <input checked="" type="checkbox"/> Yes <input type="checkbox"/> No <input type="checkbox"/> N/A	6
Sufficient Volume: <input checked="" type="checkbox"/> Yes <input type="checkbox"/> No <input type="checkbox"/> N/A	7
Correct Containers Used: <input checked="" type="checkbox"/> Yes <input type="checkbox"/> No <input type="checkbox"/> N/A	8
Filtered vol. Rec. for Diss. tests <input checked="" type="checkbox"/> Yes <input type="checkbox"/> No <input type="checkbox"/> N/A	9
Sample Labels match COC: <input checked="" type="checkbox"/> Yes <input type="checkbox"/> No <input type="checkbox"/> N/A	10
All containers received within manufacture's precautionary and/or expiration dates. <input checked="" type="checkbox"/> Yes <input type="checkbox"/> No <input type="checkbox"/> N/A	11
All containers needing chemical preservation have been checked (except VOA, coliform, & O&G). <input type="checkbox"/> Yes <input type="checkbox"/> No <input checked="" type="checkbox"/> N/A	12
All containers preservation checked found to be in compliance with EPA recommendation. <input type="checkbox"/> Yes <input type="checkbox"/> No <input checked="" type="checkbox"/> N/A	13
Headspace in VOA Vials (>6mm): <input type="checkbox"/> Yes <input type="checkbox"/> No <input checked="" type="checkbox"/> N/A	14
Trip Blank Present: <input type="checkbox"/> Yes <input checked="" type="checkbox"/> No	15

Client Notification/ Resolution:

Person Contacted: _____ Date/Time: _____

Comments/ Resolution: _____

**ILLINOIS ENVIRONMENTAL PROTECTION AGENCY
HOXSEY PROPERTY
WEDRON, LASALLE COUNTY, ILLINOIS
DATA VALIDATION REPORT**

Date: October 22, 2013

Laboratory: Pace Analytical Services, Inc (Indianapolis/New Orleans)

Laboratory Project #: 5087387

Data Validation Performed By: Diane Quigley (Weston)

Weston Work Order #: 01104.020.006

This data validation report has been prepared by Weston. This report documents the data validation for 6 water samples, 1 field duplicate, 1 trip blank, 2 equipment blanks and 1 disposal liquid sample collected for the Illinois Environmental Protection Agency, Hoxsey Property project. At least one sample was analyzed for each of the parameters listed below, following the stated methods:

- Lead – SW846 Method 3010/6010 (ICP)
- PAH – SW846 Method 3510/8270C SIMs (GC/MS)
- Semivolatiles (SVOA) – SW846 Method 3510/8270C (GC/MS)
- Volatiles (VOA) SW846 Method 8260 (GC/MS)
- PCBs –SW846 Method 3510/8082, TCLP Metals/Mercury (1311/6010/7470), TCLP SVOAs (1311/8270), TCLP VOAs (1311/8260), TCLP Pesticides (1311/8010), TCLP Herbicides (1311/8151), Flashpoint (EPA 1010, Closed Cup) and pH (4500 H+ pH, Electrometric)

The data validation was conducted in general accordance with the U.S. EPA “Contract Laboratory Program National Functional Guidelines (NFG) for Superfund Organic and Inorganic Data Review” and the applicable methods listed above.

General

1 Samples

The following table summarizes the samples for which this data validation is being conducted.

Samples	Lab ID	Analysis	Date Collected
Disposal-Liquid	5087387 001	PCBs, TCLP Metals/Hg, TCLP SVOA, TCLP VOA, TCLP Pesticides, TCLP Herbicides, Flashpoint, pH	09/24/13
IMW-103-092413	002	Lead, PAH, SVOA	09/24/13
IMW-102-092413D	003	Lead, PAH, SVOA	09/24/13
IMW-101-092513	004	Lead, PAH, SVOA	09/25/13
EB-2-092513	005	Lead, PAH, SVOA	09/25/13
IMW-104-092413	006	Lead, PAH, SVOA,VOA	09/24/13

Samples	Lab ID 5087387	Analysis	Date Collected
IMW-103-092413	007	VOA	09/24/13
IMW-102-092413	008	Lead, PAH, SVOA, VOA	09/24/13
IMW-102-092413D	009	VOA	09/24/13
Trip Blank	010	VOA	09/24/13
IMW-101-092513	011	VOA	09/25/13
EB-2-092513	012	VOA	09/25/13

2 Holding Times / Sample Receipt

All samples were received by the laboratory on 09/26/13 in good condition. Samples were received intact and under custody. All samples were analyzed within method required holding times except for the following: the pH of sample 5087387001 and the 200 times dilution for toluene in sample 5087387011 was analyzed outside hold time. The pH result for sample 5087387001 was estimated (J). No further action is necessary for sample 5087387011 since the result is already being estimated due to high surrogate recovery.

Lead

1 Method Blank

All method blanks were free of contamination.

2 Laboratory Control Samples

All LCS and LCSDs had all recoveries within the laboratory required control limits.

3 Matrix Spike

Matrix QC was presented for sample 5087387006 (IMW-104-092413) and all recoveries and RPDs were within required control limits. MS and MSD results performed on non-related samples were not evaluated.

4 Equipment Blank

EB-2-092513 (5087387005) was the equipment blank it was free of contamination.

5 Field Duplicates

Samples IMW-102-092413 (5087387008) and IMW-102-092413D (5087387003) are field duplicates and all relative percent difference (%RPDs) were within the water QC criteria of less than 30%.

6 Reporting Limits/Sample Quantitation

No sample dilutions were performed.

PAH by SIM

1 Method Blank

All method blanks were free of contamination.

2 Surrogates

All surrogates (2-fluorobiphenyl and p-terphenyl-d14) had all recoveries within required control limits.

3 Laboratory Control Samples

All LCS and LCSDs had all recoveries within the laboratory required control limits.

4 Matrix Spike

Matrix QC was presented for sample 5087387006 (IMW-104-092413) and all recoveries and RPDs were within required control limits. MS and MSD results performed on non-related samples were not evaluated.

5 Equipment Blank

EB-2-092513 (5087387005) was the equipment blank and it contained the following compounds: 2-methylnaphthalene (0.79 ug/l) and naphthalene (1.5 ug/l). Professional judgment was used in estimating (J) the positive result for naphthalene in sample 5087387006 (5.1 J) since its concentration was less than five times that found in the equipment blank. The result was not qualified as undetected (U) since the location was sampled first and the EB contribution could not be determined.

6 Field Duplicates

Samples IMW-102-092413 (5087387008) and IMW-102-092413D (5087387003) are field duplicates and all relative percent difference (%RPDs) were within the water QC criteria of less than 30%.

7 Reporting Limits/Sample Quantitation

Samples 5087387002, 5087387003, 5087387004, 5087387008 required a ten-fold dilution for naphthalene.

SVOA

1 Method Blank

All method blanks were free of contamination.

2 Surrogates

All surrogates (2-fluorobiphenyl, p-terphenyl-d14, phenol-d5, 2-fluorophenol and 2,4,6-tribromophenol) had all recoveries within required control limits.

3 Laboratory Control Samples

All LCS and LCSDs had all recoveries within the laboratory required control limits.

4 Matrix Spike

Matrix QC was presented for sample 5087387006 (IMW-104-092413) and all recoveries and RPDs were within required control limits. MS and MSD results performed on non-related samples were not evaluated.

5 Equipment Blank

EB-2-092513 (5087387005) was the equipment blank it was free of contamination.

6 Field Duplicates

Samples IMW-102-092413 (5087387008) and IMW-102-092413D (5087387003) are field duplicates and all RPDs were within the water QC criteria of less than 30%.

7 Reporting Limits/Sample Quantitation

No sample dilutions were performed.

VOC

1 Method Blank

All method blanks were free of contamination.

2 Surrogates

All surrogates (4-bromofluorobenzene, dibromofluoromethane and toluene-d8) had all recoveries within required control limits with the following exception: 4-bromofluorobenzene (115%) recovered above the QC limits of 80-114 in sample IMW-101-092513 (5087387011). The positive results for benzene, ethylbenzene, toluene and xylene (total) were estimated (J) in sample IMW-101-092513 due to potential high bias.

3 Laboratory Control Samples

All LCS recoveries were within the laboratory required control limits.

4 Matrix Spike

Matrix QC was presented for sample 5087387006 and almost all MS recoveries and RPDs were outside required control limits. The laboratory was contacted on 10/21/13 and asked to confirm results since original sample did not have high concentrations of contaminants and the MSD recoveries were in control. Professional judgment was used in estimating all positive (J) and non-detected (UJ) results in parent sample 5087387006.

5 Trip Blank/Equipment Blank

Trip Blank was free of contamination.

EB-2-092513 (5087387012) was the equipment blank and it was free of contamination except for the following: ethylbenzene (32.4 ug/l), toluene (26.3 ug/l) and xylene (total) (136 ug/l). All associated samples had concentrations of these compounds above five times the EB concentration except for sample IMW-104-092413 which had xylene (total) at 487 ug/l. After contacting the sampler/Project Manager, professional judgment was used in estimating the xylene (total) result and not qualifying it as undetected since it was the first location sampled and the EB contribution could not be determined.

6 Field Duplicates

Samples IMW-102-092413 (5087387008) and IMW-102-092413D (5087387009) are field duplicates and all RPDs were within the water QC criteria of less than 30%.

7 Reporting Limits/Sample Quantitation

The following volatile samples required dilutions for ethylbenzene, toluene and xylene (total): 5087387006 (10x) and 5087387007 (20x). Samples 5087387008 and 5087387009 required a 20 times dilution for benzene, ethylbenzene, toluene and a 50 times dilution for xylene (total).

Disposal-Liquid Sample Analytical Methods and QC Results

All QC for the analytical methods performed were reviewed. QC was performed on sample Disposal-Liquid (5087387001) and all QC criteria were met with the following exception.

The metals MS and MSD were performed on sample 5087387001 and Barium recovered above the QC limits of 50-150 in the MS (164%). Therefore, the positive result for Barium was estimated (J) in parent sample Disposal-Liquid due to potential high bias.

Overall Assessment

Based on the quality control data presented, this validation review, and the required qualifiers, all of the results are acceptable for use.

October 11, 2013

Mr. Andris Slesers
Weston Solutions
750 E. Bunker Court
Suite 500
Vernon Hills, IL 60061

RE: Project: Hoxsey Property 01104.020.006
Pace Project No.: 5087387

Dear Mr. Slesers:

Enclosed are the analytical results for sample(s) received by the laboratory on September 26, 2013. The results relate only to the samples included in this report. Results reported herein conform to the most current TNI standards and the laboratory's Quality Assurance Manual, where applicable, unless otherwise noted in the body of the report.

If you have any questions concerning this report, please feel free to contact me.

Sincerely,



Kenneth Hunt

kenneth.hunt@pacelabs.com
Project Manager

Enclosures



REPORT OF LABORATORY ANALYSIS

This report shall not be reproduced, except in full,
without the written consent of Pace Analytical Services, Inc..



Pace Analytical Services, Inc.
1233 Dublin Road
Columbus, OH 43215
(614)486-5421

Pace Analytical Services, Inc.
7726 Moller Road
Indianapolis, IN 46268
(317)875-5894

CERTIFICATIONS

Project: Hoxsey Property 01104.020.006
Pace Project No.: 5087387

Indiana Certification IDs

7726 Moller Road, Indianapolis, IN 46268
Illinois Certification #: 200074
Indiana Certification #: C-49-06
Kansas Certification #: E-10247
Kentucky Certification #: 0042

Louisiana/NELAC Certification #: 04076
Ohio VAP Certification #: 101170-0
Pennsylvania Certification #: 68-04991
West Virginia Certification #: 330

REPORT OF LABORATORY ANALYSIS

This report shall not be reproduced, except in full,
without the written consent of Pace Analytical Services, Inc..

SAMPLE SUMMARY

Project: Hoxsey Property 01104.020.006

Pace Project No.: 5087387

Lab ID	Sample ID	Matrix	Date Collected	Date Received
5087387001	Disposal-Liquid	Water	09/24/13 11:10	09/26/13 09:30
5087387002	IMW-103-092413	Water	09/24/13 14:54	09/26/13 09:30
5087387003	IMW-102-092413D	Water	09/24/13 17:07	09/26/13 09:30
5087387004	IMW-101-092513	Water	09/25/13 11:26	09/26/13 09:30
5087387005	EB-2-092513	Water	09/25/13 11:50	09/26/13 09:30
5087387006	IMW-104-092413	Water	09/24/13 11:40	09/26/13 09:30
5087387007	IMW-103-092413	Water	09/24/13 14:54	09/26/13 09:30
5087387008	IMW-102-092413	Water	09/24/13 17:07	09/26/13 09:30
5087387009	IMW-102-092413D	Water	09/24/13 17:07	09/26/13 09:30
5087387010	Trip Blank	Water	09/24/13 08:00	09/26/13 09:30
5087387011	IMW-101-092513	Water	09/25/13 11:26	09/26/13 09:30
5087387012	EB-2-092513	Water	09/25/13 11:50	09/26/13 09:30

REPORT OF LABORATORY ANALYSIS

This report shall not be reproduced, except in full,
without the written consent of Pace Analytical Services, Inc..

SAMPLE ANALYTE COUNT

Project: Hoxsey Property 01104.020.006

Pace Project No.: 5087387

Lab ID	Sample ID	Method	Analysts	Analytes Reported	Laboratory
5087387001	Disposal-Liquid	EPA 8082	DMT	8	PASI-I
		EPA 6010	LLB	7	PASI-I
		EPA 7470	LLB	1	PASI-I
		EPA 8270	KES	18	PASI-I
		EPA 8260	RSW	13	PASI-I
		EPA 1010	WDB	1	PASI-I
		SM 4500-H+B	ZM	1	PASI-I
5087387002	IMW-103-092413	EPA 6010	LLB	1	PASI-I
		EPA 8270 by SIM	CEM	19	PASI-I
		EPA 8270	KES	51	PASI-I
5087387003	IMW-102-092413D	EPA 6010	LLB	1	PASI-I
		EPA 8270 by SIM	CEM	19	PASI-I
		EPA 8270	KES	51	PASI-I
5087387004	IMW-101-092513	EPA 6010	LLB	1	PASI-I
		EPA 8270 by SIM	CEM	19	PASI-I
		EPA 8270	KES	51	PASI-I
5087387005	EB-2-092513	EPA 6010	LLB	1	PASI-I
		EPA 8270 by SIM	CEM	19	PASI-I
		EPA 8270	KES	51	PASI-I
5087387006	IMW-104-092413	EPA 6010	LLB	1	PASI-I
		EPA 8270 by SIM	CEM	19	PASI-I
		EPA 8270	KES	51	PASI-I
		EPA 8260	RSW	38	PASI-I
5087387007	IMW-103-092413	EPA 8260	RSW	38	PASI-I
5087387008	IMW-102-092413	EPA 6010	LLB	1	PASI-I
		EPA 8270 by SIM	CEM	19	PASI-I
		EPA 8270	KES	51	PASI-I
		EPA 8260	RSW	38	PASI-I
5087387009	IMW-102-092413D	EPA 8260	RSW	38	PASI-I
5087387010	Trip Blank	EPA 8260	RSW	38	PASI-I
5087387011	IMW-101-092513	EPA 8260	DAE	38	PASI-I
5087387012	EB-2-092513	EPA 8260	DAE	38	PASI-I

REPORT OF LABORATORY ANALYSIS

This report shall not be reproduced, except in full,
without the written consent of Pace Analytical Services, Inc..

ANALYTICAL RESULTS

Project: Hoxsey Property 01104.020.006

Pace Project No.: 5087387

Sample: Disposal-Liquid		Lab ID: 5087387001	Collected: 09/24/13 11:10	Received: 09/26/13 09:30	Matrix: Water				
Parameters	Results	Units	Report			Prepared	Analyzed	CAS No.	Qual
			Limit	MDL	DF				
8082 GCS PCB		Analytical Method: EPA 8082 Preparation Method: EPA 3510							
PCB-1016 (Aroclor 1016)	ND ug/L		0.51	0.26	1	09/26/13 13:15	09/27/13 15:46	12674-11-2	
PCB-1221 (Aroclor 1221)	ND ug/L		0.51	0.26	1	09/26/13 13:15	09/27/13 15:46	11104-28-2	
PCB-1232 (Aroclor 1232)	ND ug/L		0.51	0.26	1	09/26/13 13:15	09/27/13 15:46	11141-16-5	
PCB-1242 (Aroclor 1242)	ND ug/L		0.51	0.26	1	09/26/13 13:15	09/27/13 15:46	53469-21-9	
PCB-1248 (Aroclor 1248)	ND ug/L		0.51	0.26	1	09/26/13 13:15	09/27/13 15:46	12672-29-6	
PCB-1254 (Aroclor 1254)	ND ug/L		0.51	0.26	1	09/26/13 13:15	09/27/13 15:46	11097-69-1	
PCB-1260 (Aroclor 1260)	ND ug/L		0.51	0.26	1	09/26/13 13:15	09/27/13 15:46	11096-82-5	
Surrogates									
Tetrachloro-m-xylene (S)	60 %.		32-115		1	09/26/13 13:15	09/27/13 15:46	877-09-8	
6010 MET ICP, TCLP		Analytical Method: EPA 6010 Preparation Method: EPA 3010							
		Leachate Method/Date: EPA 1311; 10/01/13 13:20							
Arsenic	ND mg/L		0.010		1	10/03/13 15:00	10/04/13 10:12	7440-38-2	
Barium	2.7 mg/L		0.50		1	10/03/13 15:00	10/04/13 10:12	7440-39-3	
Cadmium	ND mg/L		0.0050		1	10/03/13 15:00	10/04/13 10:12	7440-43-9	
Chromium	ND mg/L		0.010		1	10/03/13 15:00	10/04/13 10:12	7440-47-3	
Lead	ND mg/L		0.010		1	10/03/13 15:00	10/04/13 10:12	7439-92-1	
Selenium	ND mg/L		0.010		1	10/03/13 15:00	10/04/13 10:12	7782-49-2	
Silver	ND mg/L		0.050		1	10/03/13 15:00	10/04/13 10:12	7440-22-4	
7470 Mercury, TCLP		Analytical Method: EPA 7470 Preparation Method: EPA 7470							
		Leachate Method/Date: EPA 1311; 10/01/13 13:20							
Mercury	ND mg/L		0.00067	0.00033	1	10/03/13 08:34	10/04/13 10:45	7439-97-6	
8270 MSSV TCLP Sep Funnel		Analytical Method: EPA 8270 Preparation Method: EPA 3510							
		Leachate Method/Date: EPA 1311; 10/01/13 13:20							
1,4-Dichlorobenzene	ND ug/L		100	50.0	1	10/02/13 10:47	10/06/13 05:54	106-46-7	
2,4-Dinitrotoluene	ND ug/L		100	50.0	1	10/02/13 10:47	10/06/13 05:54	121-14-2	
Hexachloro-1,3-butadiene	ND ug/L		100	50.0	1	10/02/13 10:47	10/06/13 05:54	87-68-3	
Hexachlorobenzene	ND ug/L		100	50.0	1	10/02/13 10:47	10/06/13 05:54	118-74-1	
Hexachloroethane	ND ug/L		100	50.0	1	10/02/13 10:47	10/06/13 05:54	67-72-1	
2-Methylphenol(o-Cresol)	ND ug/L		100	50.0	1	10/02/13 10:47	10/06/13 05:54	95-48-7	
3&4-Methylphenol(m&p Cresol)	ND ug/L		200	100	1	10/02/13 10:47	10/06/13 05:54		
Nitrobenzene	ND ug/L		100	50.0	1	10/02/13 10:47	10/06/13 05:54	98-95-3	
Pentachlorophenol	ND ug/L		500	250	1	10/02/13 10:47	10/06/13 05:54	87-86-5	
Pyridine	ND ug/L		100	100	1	10/02/13 10:47	10/06/13 05:54	110-86-1	
2,4,5-Trichlorophenol	ND ug/L		500	50.0	1	10/02/13 10:47	10/06/13 05:54	95-95-4	
2,4,6-Trichlorophenol	ND ug/L		100	50.0	1	10/02/13 10:47	10/06/13 05:54	88-06-2	
Surrogates									
Nitrobenzene-d5 (S)	76 %.		29-126		1	10/02/13 10:47	10/06/13 05:54	4165-60-0	
2-Fluorobiphenyl (S)	72 %.		31-118		1	10/02/13 10:47	10/06/13 05:54	321-60-8	
p-Terphenyl-d14 (S)	94 %.		28-129		1	10/02/13 10:47	10/06/13 05:54	1718-51-0	
Phenol-d5 (S)	13 %.		10-47		1	10/02/13 10:47	10/06/13 05:54	4165-62-2	
2-Fluorophenol (S)	26 %.		10-67		1	10/02/13 10:47	10/06/13 05:54	367-12-4	
2,4,6-Tribromophenol (S)	93 %.		31-161		1	10/02/13 10:47	10/06/13 05:54	118-79-6	

REPORT OF LABORATORY ANALYSIS

This report shall not be reproduced, except in full,
without the written consent of Pace Analytical Services, Inc..

ANALYTICAL RESULTS

Project: Hoxsey Property 01104.020.006

Pace Project No.: 5087387

Sample: Disposal-Liquid		Lab ID: 5087387001		Collected: 09/24/13 11:10		Received: 09/26/13 09:30		Matrix: Water		
Parameters	Results	Units	Report			Prepared	Analyzed	CAS No.	Qual	
			Limit	MDL	DF					
8260 MSV TCLP		Analytical Method: EPA 8260 Leachate Method/Date: EPA 1311; 10/01/13 13:21								
Benzene	801 ug/L		50.0	10.0	1		10/11/13 03:49	71-43-2		
2-Butanone (MEK)	ND ug/L		1000		1		10/11/13 03:49	78-93-3		
Carbon tetrachloride	ND ug/L		50.0		1		10/11/13 03:49	56-23-5		
Chlorobenzene	ND ug/L		50.0		1		10/11/13 03:49	108-90-7		
Chloroform	ND ug/L		50.0		1		10/11/13 03:49	67-66-3		
1,2-Dichloroethane	ND ug/L		50.0		1		10/11/13 03:49	107-06-2		
1,1-Dichloroethene	ND ug/L		50.0		1		10/11/13 03:49	75-35-4		
Tetrachloroethene	ND ug/L		50.0		1		10/11/13 03:49	127-18-4		
Trichloroethene	ND ug/L		50.0		1		10/11/13 03:49	79-01-6		
Vinyl chloride	ND ug/L		20.0		1		10/11/13 03:49	75-01-4		
Surrogates										
Toluene-d8 (S)	104 %.		81-110		1		10/11/13 03:49	2037-26-5		
4-Bromofluorobenzene (S)	94 %.		80-114		1		10/11/13 03:49	460-00-4		
Dibromofluoromethane (S)	94 %.		79-116		1		10/11/13 03:49	1868-53-7		
1010 Flashpoint,Closed Cup		Analytical Method: EPA 1010								
Flashpoint	>180 deg F			78.0	1		09/27/13 15:13			
4500H+ pH, Electrometric		Analytical Method: SM 4500-H+B								
pH at 25 Degrees C	7.4 Std. Units		0.10		1		09/26/13 10:16		H3,H6	

REPORT OF LABORATORY ANALYSIS

This report shall not be reproduced, except in full,
without the written consent of Pace Analytical Services, Inc..

ANALYTICAL RESULTS

Project: Hoxsey Property 01104.020.006

Pace Project No.: 5087387

Sample: IMW-103-092413 **Lab ID: 5087387002** Collected: 09/24/13 14:54 Received: 09/26/13 09:30 Matrix: Water

Parameters	Results	Units	Report			Prepared	Analyzed	CAS No.	Qual
			Limit	MDL	DF				
6010 MET ICP Analytical Method: EPA 6010 Preparation Method: EPA 3010									
Lead	ND ug/L		10.0	4.0	1	10/01/13 14:47	10/03/13 09:49	7439-92-1	
8270 MSSV PAH Analytical Method: EPA 8270 by SIM Preparation Method: EPA 3510									
Acenaphthene	ND ug/L		1.1	0.53	1	09/27/13 21:35	09/28/13 23:22	83-32-9	
Acenaphthylene	ND ug/L		1.1	0.53	1	09/27/13 21:35	09/28/13 23:22	208-96-8	
Anthracene	ND ug/L		0.11	0.053	1	09/27/13 21:35	09/28/13 23:22	120-12-7	
Benzo(a)anthracene	ND ug/L		0.11	0.053	1	09/27/13 21:35	09/28/13 23:22	56-55-3	
Benzo(a)pyrene	ND ug/L		0.11	0.053	1	09/27/13 21:35	09/28/13 23:22	50-32-8	
Benzo(b)fluoranthene	ND ug/L		0.11	0.053	1	09/27/13 21:35	09/28/13 23:22	205-99-2	
Benzo(g,h,i)perylene	ND ug/L		0.11	0.053	1	09/27/13 21:35	09/28/13 23:22	191-24-2	
Benzo(k)fluoranthene	ND ug/L		0.11	0.053	1	09/27/13 21:35	09/28/13 23:22	207-08-9	
Chrysene	ND ug/L		0.53	0.27	1	09/27/13 21:35	09/28/13 23:22	218-01-9	
Dibenz(a,h)anthracene	ND ug/L		0.11	0.053	1	09/27/13 21:35	09/28/13 23:22	53-70-3	
Fluoranthene	ND ug/L		1.1	0.53	1	09/27/13 21:35	09/28/13 23:22	206-44-0	
Fluorene	ND ug/L		1.1	0.53	1	09/27/13 21:35	09/28/13 23:22	86-73-7	
Indeno(1,2,3-cd)pyrene	ND ug/L		0.11	0.053	1	09/27/13 21:35	09/28/13 23:22	193-39-5	
2-Methylnaphthalene	11.7 ug/L		1.1	0.53	1	09/27/13 21:35	09/28/13 23:22	91-57-6	
Naphthalene	73.3 ug/L		10.6	5.3	10	09/27/13 21:35	10/01/13 07:57	91-20-3	
Phenanthrene	ND ug/L		1.1	0.53	1	09/27/13 21:35	09/28/13 23:22	85-01-8	
Pyrene	ND ug/L		1.1	0.53	1	09/27/13 21:35	09/28/13 23:22	129-00-0	
Surrogates									
2-Fluorobiphenyl (S)	67 %		21-114		1	09/27/13 21:35	09/28/13 23:22	321-60-8	
p-Terphenyl-d14 (S)	75 %		25-131		1	09/27/13 21:35	09/28/13 23:22	1718-51-0	
8270 MSSV SCAN Analytical Method: EPA 8270 Preparation Method: EPA 3510									
4-Bromophenylphenyl ether	ND ug/L		10.6	5.3	1	09/27/13 21:35	10/04/13 23:58	101-55-3	
Butylbenzylphthalate	ND ug/L		10.6	5.3	1	09/27/13 21:35	10/04/13 23:58	85-68-7	
Carbazole	ND ug/L		10.6	5.3	1	09/27/13 21:35	10/04/13 23:58	86-74-8	
4-Chloro-3-methylphenol	ND ug/L		21.3	10.6	1	09/27/13 21:35	10/04/13 23:58	59-50-7	
4-Chloroaniline	ND ug/L		21.3	10.6	1	09/27/13 21:35	10/04/13 23:58	106-47-8	
bis(2-Chloroethoxy)methane	ND ug/L		10.6	5.3	1	09/27/13 21:35	10/04/13 23:58	111-91-1	
bis(2-Chloroethyl) ether	ND ug/L		10.6	5.3	1	09/27/13 21:35	10/04/13 23:58	111-44-4	
2-Chloronaphthalene	ND ug/L		10.6	5.3	1	09/27/13 21:35	10/04/13 23:58	91-58-7	
2-Chlorophenol	ND ug/L		10.6	5.3	1	09/27/13 21:35	10/04/13 23:58	95-57-8	
4-Chlorophenylphenyl ether	ND ug/L		10.6	5.3	1	09/27/13 21:35	10/04/13 23:58	7005-72-3	
Dibenzofuran	ND ug/L		10.6	5.3	1	09/27/13 21:35	10/04/13 23:58	132-64-9	
1,2-Dichlorobenzene	ND ug/L		10.6	5.3	1	09/27/13 21:35	10/04/13 23:58	95-50-1	
1,3-Dichlorobenzene	ND ug/L		10.6	5.3	1	09/27/13 21:35	10/04/13 23:58	541-73-1	
1,4-Dichlorobenzene	ND ug/L		10.6	5.3	1	09/27/13 21:35	10/04/13 23:58	106-46-7	
3,3'-Dichlorobenzidine	ND ug/L		21.3	10.6	1	09/27/13 21:35	10/04/13 23:58	91-94-1	
2,4-Dichlorophenol	ND ug/L		10.6	5.3	1	09/27/13 21:35	10/04/13 23:58	120-83-2	
Diethylphthalate	ND ug/L		10.6	5.3	1	09/27/13 21:35	10/04/13 23:58	84-66-2	
2,4-Dimethylphenol	7.5J ug/L		10.6	5.3	1	09/27/13 21:35	10/04/13 23:58	105-67-9	
Dimethylphthalate	ND ug/L		10.6	5.3	1	09/27/13 21:35	10/04/13 23:58	131-11-3	
Di-n-butylphthalate	ND ug/L		10.6	5.3	1	09/27/13 21:35	10/04/13 23:58	84-74-2	
4,6-Dinitro-2-methylphenol	ND ug/L		53.2	26.6	1	09/27/13 21:35	10/04/13 23:58	534-52-1	

REPORT OF LABORATORY ANALYSIS

This report shall not be reproduced, except in full,
without the written consent of Pace Analytical Services, Inc..

ANALYTICAL RESULTS

Project: Hoxsey Property 01104.020.006

Pace Project No.: 5087387

Sample: IMW-103-092413 **Lab ID: 5087387002** Collected: 09/24/13 14:54 Received: 09/26/13 09:30 Matrix: Water

Parameters	Results	Units	Report			Prepared	Analyzed	CAS No.	Qual
			Limit	MDL	DF				
8270 MSSV SCAN									
Analytical Method: EPA 8270 Preparation Method: EPA 3510									
2,4-Dinitrophenol	ND ug/L		53.2	53.2	1	09/27/13 21:35	10/04/13 23:58	51-28-5	
2,4-Dinitrotoluene	ND ug/L		10.6	5.3	1	09/27/13 21:35	10/04/13 23:58	121-14-2	
2,6-Dinitrotoluene	ND ug/L		10.6	5.3	1	09/27/13 21:35	10/04/13 23:58	606-20-2	
Di-n-octylphthalate	ND ug/L		10.6	5.3	1	09/27/13 21:35	10/04/13 23:58	117-84-0	
bis(2-Ethylhexyl)phthalate	ND ug/L		5.3	2.7	1	09/27/13 21:35	10/04/13 23:58	117-81-7	
Hexachloro-1,3-butadiene	ND ug/L		5.3	2.7	1	09/27/13 21:35	10/04/13 23:58	87-68-3	
Hexachlorobenzene	ND ug/L		10.6	5.3	1	09/27/13 21:35	10/04/13 23:58	118-74-1	
Hexachlorocyclopentadiene	ND ug/L		21.3	21.3	1	09/27/13 21:35	10/04/13 23:58	77-47-4	
Hexachloroethane	ND ug/L		10.6	5.3	1	09/27/13 21:35	10/04/13 23:58	67-72-1	
Isophorone	ND ug/L		10.6	5.3	1	09/27/13 21:35	10/04/13 23:58	78-59-1	
2-Methylphenol(o-Cresol)	ND ug/L		10.6	5.3	1	09/27/13 21:35	10/04/13 23:58	95-48-7	
3&4-Methylphenol(m&p Cresol)	ND ug/L		21.3	10.6	1	09/27/13 21:35	10/04/13 23:58		
2-Nitroaniline	ND ug/L		53.2	26.6	1	09/27/13 21:35	10/04/13 23:58	88-74-4	
3-Nitroaniline	ND ug/L		53.2	26.6	1	09/27/13 21:35	10/04/13 23:58	99-09-2	
4-Nitroaniline	ND ug/L		53.2	26.6	1	09/27/13 21:35	10/04/13 23:58	100-01-6	
Nitrobenzene	ND ug/L		10.6	5.3	1	09/27/13 21:35	10/04/13 23:58	98-95-3	
2-Nitrophenol	ND ug/L		10.6	5.3	1	09/27/13 21:35	10/04/13 23:58	88-75-5	
4-Nitrophenol	ND ug/L		53.2	53.2	1	09/27/13 21:35	10/04/13 23:58	100-02-7	
N-Nitroso-di-n-propylamine	ND ug/L		10.6	5.3	1	09/27/13 21:35	10/04/13 23:58	621-64-7	
N-Nitrosodiphenylamine	ND ug/L		10.6	5.3	1	09/27/13 21:35	10/04/13 23:58	86-30-6	
2,2'-Oxybis(1-chloropropane)	ND ug/L		5.3		1	09/27/13 21:35	10/04/13 23:58	108-60-1	
Pentachlorophenol	ND ug/L		53.2	26.6	1	09/27/13 21:35	10/04/13 23:58	87-86-5	
Phenol	ND ug/L		10.6	5.3	1	09/27/13 21:35	10/04/13 23:58	108-95-2	
1,2,4-Trichlorobenzene	ND ug/L		10.6	5.3	1	09/27/13 21:35	10/04/13 23:58	120-82-1	
2,4,5-Trichlorophenol	ND ug/L		10.6	5.3	1	09/27/13 21:35	10/04/13 23:58	95-95-4	
2,4,6-Trichlorophenol	ND ug/L		10.6	5.3	1	09/27/13 21:35	10/04/13 23:58	88-06-2	
Surrogates									
Nitrobenzene-d5 (S)	76 %.		29-126		1	09/27/13 21:35	10/04/13 23:58	4165-60-0	
Phenol-d5 (S)	20 %.		10-47		1	09/27/13 21:35	10/04/13 23:58	4165-62-2	
2-Fluorophenol (S)	39 %.		10-67		1	09/27/13 21:35	10/04/13 23:58	367-12-4	
2,4,6-Tribromophenol (S)	102 %.		31-161		1	09/27/13 21:35	10/04/13 23:58	118-79-6	

REPORT OF LABORATORY ANALYSIS

This report shall not be reproduced, except in full,
without the written consent of Pace Analytical Services, Inc..

ANALYTICAL RESULTS

Project: Hoxsey Property 01104.020.006

Pace Project No.: 5087387

Sample: IMW-102-092413D **Lab ID: 5087387003** Collected: 09/24/13 17:07 Received: 09/26/13 09:30 Matrix: Water

Parameters	Results	Units	Report			Prepared	Analyzed	CAS No.	Qual
			Limit	MDL	DF				
6010 MET ICP Analytical Method: EPA 6010 Preparation Method: EPA 3010									
Lead	ND ug/L		10.0	4.0	1	10/01/13 14:47	10/03/13 09:51	7439-92-1	
8270 MSSV PAH Analytical Method: EPA 8270 by SIM Preparation Method: EPA 3510									
Acenaphthene	ND ug/L		1.0	0.52	1	09/27/13 21:35	09/28/13 23:40	83-32-9	
Acenaphthylene	ND ug/L		1.0	0.52	1	09/27/13 21:35	09/28/13 23:40	208-96-8	
Anthracene	ND ug/L		0.10	0.052	1	09/27/13 21:35	09/28/13 23:40	120-12-7	
Benzo(a)anthracene	ND ug/L		0.10	0.052	1	09/27/13 21:35	09/28/13 23:40	56-55-3	
Benzo(a)pyrene	ND ug/L		0.10	0.052	1	09/27/13 21:35	09/28/13 23:40	50-32-8	
Benzo(b)fluoranthene	ND ug/L		0.10	0.052	1	09/27/13 21:35	09/28/13 23:40	205-99-2	
Benzo(g,h,i)perylene	ND ug/L		0.10	0.052	1	09/27/13 21:35	09/28/13 23:40	191-24-2	
Benzo(k)fluoranthene	ND ug/L		0.10	0.052	1	09/27/13 21:35	09/28/13 23:40	207-08-9	
Chrysene	ND ug/L		0.52	0.26	1	09/27/13 21:35	09/28/13 23:40	218-01-9	
Dibenz(a,h)anthracene	ND ug/L		0.10	0.052	1	09/27/13 21:35	09/28/13 23:40	53-70-3	
Fluoranthene	ND ug/L		1.0	0.52	1	09/27/13 21:35	09/28/13 23:40	206-44-0	
Fluorene	ND ug/L		1.0	0.52	1	09/27/13 21:35	09/28/13 23:40	86-73-7	
Indeno(1,2,3-cd)pyrene	ND ug/L		0.10	0.052	1	09/27/13 21:35	09/28/13 23:40	193-39-5	
2-Methylnaphthalene	16.0 ug/L		1.0	0.52	1	09/27/13 21:35	09/28/13 23:40	91-57-6	
Naphthalene	106 ug/L		10.4	5.2	10	09/27/13 21:35	10/01/13 08:15	91-20-3	
Phenanthrene	ND ug/L		1.0	0.52	1	09/27/13 21:35	09/28/13 23:40	85-01-8	
Pyrene	ND ug/L		1.0	0.52	1	09/27/13 21:35	09/28/13 23:40	129-00-0	
Surrogates									
2-Fluorobiphenyl (S)	69 %		21-114		1	09/27/13 21:35	09/28/13 23:40	321-60-8	
p-Terphenyl-d14 (S)	75 %		25-131		1	09/27/13 21:35	09/28/13 23:40	1718-51-0	
8270 MSSV SCAN Analytical Method: EPA 8270 Preparation Method: EPA 3510									
4-Bromophenylphenyl ether	ND ug/L		10.4	5.2	1	09/27/13 21:35	10/05/13 00:18	101-55-3	
Butylbenzylphthalate	ND ug/L		10.4	5.2	1	09/27/13 21:35	10/05/13 00:18	85-68-7	
Carbazole	ND ug/L		10.4	5.2	1	09/27/13 21:35	10/05/13 00:18	86-74-8	
4-Chloro-3-methylphenol	ND ug/L		20.8	10.4	1	09/27/13 21:35	10/05/13 00:18	59-50-7	
4-Chloroaniline	ND ug/L		20.8	10.4	1	09/27/13 21:35	10/05/13 00:18	106-47-8	
bis(2-Chloroethoxy)methane	ND ug/L		10.4	5.2	1	09/27/13 21:35	10/05/13 00:18	111-91-1	
bis(2-Chloroethyl) ether	ND ug/L		10.4	5.2	1	09/27/13 21:35	10/05/13 00:18	111-44-4	
2-Chloronaphthalene	ND ug/L		10.4	5.2	1	09/27/13 21:35	10/05/13 00:18	91-58-7	
2-Chlorophenol	ND ug/L		10.4	5.2	1	09/27/13 21:35	10/05/13 00:18	95-57-8	
4-Chlorophenylphenyl ether	ND ug/L		10.4	5.2	1	09/27/13 21:35	10/05/13 00:18	7005-72-3	
Dibenzofuran	ND ug/L		10.4	5.2	1	09/27/13 21:35	10/05/13 00:18	132-64-9	
1,2-Dichlorobenzene	ND ug/L		10.4	5.2	1	09/27/13 21:35	10/05/13 00:18	95-50-1	
1,3-Dichlorobenzene	ND ug/L		10.4	5.2	1	09/27/13 21:35	10/05/13 00:18	541-73-1	
1,4-Dichlorobenzene	ND ug/L		10.4	5.2	1	09/27/13 21:35	10/05/13 00:18	106-46-7	
3,3'-Dichlorobenzidine	ND ug/L		20.8	10.4	1	09/27/13 21:35	10/05/13 00:18	91-94-1	
2,4-Dichlorophenol	ND ug/L		10.4	5.2	1	09/27/13 21:35	10/05/13 00:18	120-83-2	
Diethylphthalate	ND ug/L		10.4	5.2	1	09/27/13 21:35	10/05/13 00:18	84-66-2	
2,4-Dimethylphenol	ND ug/L		10.4	5.2	1	09/27/13 21:35	10/05/13 00:18	105-67-9	
Dimethylphthalate	ND ug/L		10.4	5.2	1	09/27/13 21:35	10/05/13 00:18	131-11-3	
Di-n-butylphthalate	ND ug/L		10.4	5.2	1	09/27/13 21:35	10/05/13 00:18	84-74-2	
4,6-Dinitro-2-methylphenol	ND ug/L		52.1	26.0	1	09/27/13 21:35	10/05/13 00:18	534-52-1	

REPORT OF LABORATORY ANALYSIS

This report shall not be reproduced, except in full,
without the written consent of Pace Analytical Services, Inc..

ANALYTICAL RESULTS

Project: Hoxsey Property 01104.020.006

Pace Project No.: 5087387

Sample: IMW-102-092413D **Lab ID: 5087387003** Collected: 09/24/13 17:07 Received: 09/26/13 09:30 Matrix: Water

Parameters	Results	Units	Report			Prepared	Analyzed	CAS No.	Qual
			Limit	MDL	DF				
8270 MSSV SCAN									
Analytical Method: EPA 8270 Preparation Method: EPA 3510									
2,4-Dinitrophenol	ND ug/L		52.1	52.1	1	09/27/13 21:35	10/05/13 00:18	51-28-5	
2,4-Dinitrotoluene	ND ug/L		10.4	5.2	1	09/27/13 21:35	10/05/13 00:18	121-14-2	
2,6-Dinitrotoluene	ND ug/L		10.4	5.2	1	09/27/13 21:35	10/05/13 00:18	606-20-2	
Di-n-octylphthalate	ND ug/L		10.4	5.2	1	09/27/13 21:35	10/05/13 00:18	117-84-0	
bis(2-Ethylhexyl)phthalate	ND ug/L		5.2	2.6	1	09/27/13 21:35	10/05/13 00:18	117-81-7	
Hexachloro-1,3-butadiene	ND ug/L		5.2	2.6	1	09/27/13 21:35	10/05/13 00:18	87-68-3	
Hexachlorobenzene	ND ug/L		10.4	5.2	1	09/27/13 21:35	10/05/13 00:18	118-74-1	
Hexachlorocyclopentadiene	ND ug/L		20.8	20.8	1	09/27/13 21:35	10/05/13 00:18	77-47-4	
Hexachloroethane	ND ug/L		10.4	5.2	1	09/27/13 21:35	10/05/13 00:18	67-72-1	
Isophorone	ND ug/L		10.4	5.2	1	09/27/13 21:35	10/05/13 00:18	78-59-1	
2-Methylphenol(o-Cresol)	ND ug/L		10.4	5.2	1	09/27/13 21:35	10/05/13 00:18	95-48-7	
3&4-Methylphenol(m&p Cresol)	ND ug/L		20.8	10.4	1	09/27/13 21:35	10/05/13 00:18		
2-Nitroaniline	ND ug/L		52.1	26.0	1	09/27/13 21:35	10/05/13 00:18	88-74-4	
3-Nitroaniline	ND ug/L		52.1	26.0	1	09/27/13 21:35	10/05/13 00:18	99-09-2	
4-Nitroaniline	ND ug/L		52.1	26.0	1	09/27/13 21:35	10/05/13 00:18	100-01-6	
Nitrobenzene	ND ug/L		10.4	5.2	1	09/27/13 21:35	10/05/13 00:18	98-95-3	
2-Nitrophenol	ND ug/L		10.4	5.2	1	09/27/13 21:35	10/05/13 00:18	88-75-5	
4-Nitrophenol	ND ug/L		52.1	52.1	1	09/27/13 21:35	10/05/13 00:18	100-02-7	
N-Nitroso-di-n-propylamine	ND ug/L		10.4	5.2	1	09/27/13 21:35	10/05/13 00:18	621-64-7	
N-Nitrosodiphenylamine	ND ug/L		10.4	5.2	1	09/27/13 21:35	10/05/13 00:18	86-30-6	
2,2'-Oxybis(1-chloropropane)	ND ug/L		5.2		1	09/27/13 21:35	10/05/13 00:18	108-60-1	
Pentachlorophenol	ND ug/L		52.1	26.0	1	09/27/13 21:35	10/05/13 00:18	87-86-5	
Phenol	ND ug/L		10.4	5.2	1	09/27/13 21:35	10/05/13 00:18	108-95-2	
1,2,4-Trichlorobenzene	ND ug/L		10.4	5.2	1	09/27/13 21:35	10/05/13 00:18	120-82-1	
2,4,5-Trichlorophenol	ND ug/L		10.4	5.2	1	09/27/13 21:35	10/05/13 00:18	95-95-4	
2,4,6-Trichlorophenol	ND ug/L		10.4	5.2	1	09/27/13 21:35	10/05/13 00:18	88-06-2	
Surrogates									
Nitrobenzene-d5 (S)	84 %.		29-126		1	09/27/13 21:35	10/05/13 00:18	4165-60-0	
Phenol-d5 (S)	21 %.		10-47		1	09/27/13 21:35	10/05/13 00:18	4165-62-2	
2-Fluorophenol (S)	41 %.		10-67		1	09/27/13 21:35	10/05/13 00:18	367-12-4	
2,4,6-Tribromophenol (S)	106 %.		31-161		1	09/27/13 21:35	10/05/13 00:18	118-79-6	

REPORT OF LABORATORY ANALYSIS

This report shall not be reproduced, except in full,
without the written consent of Pace Analytical Services, Inc..

ANALYTICAL RESULTS

Project: Hoxsey Property 01104.020.006

Pace Project No.: 5087387

Sample: **IMW-101-092513** Lab ID: **5087387004** Collected: 09/25/13 11:26 Received: 09/26/13 09:30 Matrix: Water

Parameters	Results	Units	Report			Prepared	Analyzed	CAS No.	Qual
			Limit	MDL	DF				
6010 MET ICP			Analytical Method: EPA 6010 Preparation Method: EPA 3010						
Lead	ND ug/L		10.0	4.0	1	10/01/13 14:47	10/03/13 09:53	7439-92-1	
8270 MSSV PAH			Analytical Method: EPA 8270 by SIM Preparation Method: EPA 3510						
Acenaphthene	ND ug/L		1.1	0.53	1	09/28/13 20:08	09/30/13 22:54	83-32-9	
Acenaphthylene	ND ug/L		1.1	0.53	1	09/28/13 20:08	09/30/13 22:54	208-96-8	
Anthracene	ND ug/L		0.11	0.053	1	09/28/13 20:08	09/30/13 22:54	120-12-7	
Benzo(a)anthracene	ND ug/L		0.11	0.053	1	09/28/13 20:08	09/30/13 22:54	56-55-3	
Benzo(a)pyrene	ND ug/L		0.11	0.053	1	09/28/13 20:08	09/30/13 22:54	50-32-8	
Benzo(b)fluoranthene	ND ug/L		0.11	0.053	1	09/28/13 20:08	09/30/13 22:54	205-99-2	
Benzo(g,h,i)perylene	ND ug/L		0.11	0.053	1	09/28/13 20:08	09/30/13 22:54	191-24-2	
Benzo(k)fluoranthene	ND ug/L		0.11	0.053	1	09/28/13 20:08	09/30/13 22:54	207-08-9	
Chrysene	ND ug/L		0.53	0.26	1	09/28/13 20:08	09/30/13 22:54	218-01-9	
Dibenz(a,h)anthracene	ND ug/L		0.11	0.053	1	09/28/13 20:08	09/30/13 22:54	53-70-3	
Fluoranthene	ND ug/L		1.1	0.53	1	09/28/13 20:08	09/30/13 22:54	206-44-0	
Fluorene	ND ug/L		1.1	0.53	1	09/28/13 20:08	09/30/13 22:54	86-73-7	
Indeno(1,2,3-cd)pyrene	ND ug/L		0.11	0.053	1	09/28/13 20:08	09/30/13 22:54	193-39-5	
2-Methylnaphthalene	22.2 ug/L		1.1	0.53	1	09/28/13 20:08	09/30/13 22:54	91-57-6	
Naphthalene	134 ug/L		10.5	5.3	10	09/28/13 20:08	10/02/13 15:14	91-20-3	
Phenanthrene	ND ug/L		1.1	0.53	1	09/28/13 20:08	09/30/13 22:54	85-01-8	
Pyrene	ND ug/L		1.1	0.53	1	09/28/13 20:08	09/30/13 22:54	129-00-0	
Surrogates									
2-Fluorobiphenyl (S)	71 %.		21-114		1	09/28/13 20:08	09/30/13 22:54	321-60-8	
p-Terphenyl-d14 (S)	76 %.		25-131		1	09/28/13 20:08	09/30/13 22:54	1718-51-0	
8270 MSSV SCAN			Analytical Method: EPA 8270 Preparation Method: EPA 3510						
4-Bromophenylphenyl ether	ND ug/L		10.5	5.3	1	09/28/13 20:08	10/05/13 03:19	101-55-3	
Butylbenzylphthalate	ND ug/L		10.5	5.3	1	09/28/13 20:08	10/05/13 03:19	85-68-7	
Carbazole	ND ug/L		10.5	5.3	1	09/28/13 20:08	10/05/13 03:19	86-74-8	
4-Chloro-3-methylphenol	ND ug/L		21.1	10.5	1	09/28/13 20:08	10/05/13 03:19	59-50-7	
4-Chloroaniline	ND ug/L		21.1	10.5	1	09/28/13 20:08	10/05/13 03:19	106-47-8	
bis(2-Chloroethoxy)methane	ND ug/L		10.5	5.3	1	09/28/13 20:08	10/05/13 03:19	111-91-1	
bis(2-Chloroethyl) ether	ND ug/L		10.5	5.3	1	09/28/13 20:08	10/05/13 03:19	111-44-4	
2-Chloronaphthalene	ND ug/L		10.5	5.3	1	09/28/13 20:08	10/05/13 03:19	91-58-7	
2-Chlorophenol	ND ug/L		10.5	5.3	1	09/28/13 20:08	10/05/13 03:19	95-57-8	
4-Chlorophenylphenyl ether	ND ug/L		10.5	5.3	1	09/28/13 20:08	10/05/13 03:19	7005-72-3	
Dibenzofuran	ND ug/L		10.5	5.3	1	09/28/13 20:08	10/05/13 03:19	132-64-9	
1,2-Dichlorobenzene	ND ug/L		10.5	5.3	1	09/28/13 20:08	10/05/13 03:19	95-50-1	
1,3-Dichlorobenzene	ND ug/L		10.5	5.3	1	09/28/13 20:08	10/05/13 03:19	541-73-1	
1,4-Dichlorobenzene	ND ug/L		10.5	5.3	1	09/28/13 20:08	10/05/13 03:19	106-46-7	
3,3'-Dichlorobenzidine	ND ug/L		21.1	10.5	1	09/28/13 20:08	10/05/13 03:19	91-94-1	
2,4-Dichlorophenol	ND ug/L		10.5	5.3	1	09/28/13 20:08	10/05/13 03:19	120-83-2	
Diethylphthalate	ND ug/L		10.5	5.3	1	09/28/13 20:08	10/05/13 03:19	84-66-2	
2,4-Dimethylphenol	5.8J ug/L		10.5	5.3	1	09/28/13 20:08	10/05/13 03:19	105-67-9	
Dimethylphthalate	ND ug/L		10.5	5.3	1	09/28/13 20:08	10/05/13 03:19	131-11-3	
Di-n-butylphthalate	ND ug/L		10.5	5.3	1	09/28/13 20:08	10/05/13 03:19	84-74-2	
4,6-Dinitro-2-methylphenol	ND ug/L		52.6	26.3	1	09/28/13 20:08	10/05/13 03:19	534-52-1	

REPORT OF LABORATORY ANALYSIS

This report shall not be reproduced, except in full,
without the written consent of Pace Analytical Services, Inc..

ANALYTICAL RESULTS

Project: Hoxsey Property 01104.020.006

Pace Project No.: 5087387

Sample: IMW-101-092513 **Lab ID: 5087387004** Collected: 09/25/13 11:26 Received: 09/26/13 09:30 Matrix: Water

Parameters	Results	Units	Report			Prepared	Analyzed	CAS No.	Qual
			Limit	MDL	DF				
8270 MSSV SCAN									
Analytical Method: EPA 8270 Preparation Method: EPA 3510									
2,4-Dinitrophenol	ND	ug/L	52.6	52.6	1	09/28/13 20:08	10/05/13 03:19	51-28-5	
2,4-Dinitrotoluene	ND	ug/L	10.5	5.3	1	09/28/13 20:08	10/05/13 03:19	121-14-2	
2,6-Dinitrotoluene	ND	ug/L	10.5	5.3	1	09/28/13 20:08	10/05/13 03:19	606-20-2	
Di-n-octylphthalate	ND	ug/L	10.5	5.3	1	09/28/13 20:08	10/05/13 03:19	117-84-0	
bis(2-Ethylhexyl)phthalate	ND	ug/L	5.3	2.6	1	09/28/13 20:08	10/05/13 03:19	117-81-7	
Hexachloro-1,3-butadiene	ND	ug/L	5.3	2.6	1	09/28/13 20:08	10/05/13 03:19	87-68-3	
Hexachlorobenzene	ND	ug/L	10.5	5.3	1	09/28/13 20:08	10/05/13 03:19	118-74-1	
Hexachlorocyclopentadiene	ND	ug/L	21.1	21.1	1	09/28/13 20:08	10/05/13 03:19	77-47-4	
Hexachloroethane	ND	ug/L	10.5	5.3	1	09/28/13 20:08	10/05/13 03:19	67-72-1	
Isophorone	ND	ug/L	10.5	5.3	1	09/28/13 20:08	10/05/13 03:19	78-59-1	
2-Methylphenol(o-Cresol)	5.6J	ug/L	10.5	5.3	1	09/28/13 20:08	10/05/13 03:19	95-48-7	
3&4-Methylphenol(m&p Cresol)	ND	ug/L	21.1	10.5	1	09/28/13 20:08	10/05/13 03:19		
2-Nitroaniline	ND	ug/L	52.6	26.3	1	09/28/13 20:08	10/05/13 03:19	88-74-4	
3-Nitroaniline	ND	ug/L	52.6	26.3	1	09/28/13 20:08	10/05/13 03:19	99-09-2	
4-Nitroaniline	ND	ug/L	52.6	26.3	1	09/28/13 20:08	10/05/13 03:19	100-01-6	
Nitrobenzene	ND	ug/L	10.5	5.3	1	09/28/13 20:08	10/05/13 03:19	98-95-3	
2-Nitrophenol	ND	ug/L	10.5	5.3	1	09/28/13 20:08	10/05/13 03:19	88-75-5	
4-Nitrophenol	ND	ug/L	52.6	52.6	1	09/28/13 20:08	10/05/13 03:19	100-02-7	
N-Nitroso-di-n-propylamine	ND	ug/L	10.5	5.3	1	09/28/13 20:08	10/05/13 03:19	621-64-7	
N-Nitrosodiphenylamine	ND	ug/L	10.5	5.3	1	09/28/13 20:08	10/05/13 03:19	86-30-6	
2,2'-Oxybis(1-chloropropane)	ND	ug/L	5.3		1	09/28/13 20:08	10/05/13 03:19	108-60-1	
Pentachlorophenol	ND	ug/L	52.6	26.3	1	09/28/13 20:08	10/05/13 03:19	87-86-5	
Phenol	ND	ug/L	10.5	5.3	1	09/28/13 20:08	10/05/13 03:19	108-95-2	
1,2,4-Trichlorobenzene	ND	ug/L	10.5	5.3	1	09/28/13 20:08	10/05/13 03:19	120-82-1	
2,4,5-Trichlorophenol	ND	ug/L	10.5	5.3	1	09/28/13 20:08	10/05/13 03:19	95-95-4	
2,4,6-Trichlorophenol	ND	ug/L	10.5	5.3	1	09/28/13 20:08	10/05/13 03:19	88-06-2	
Surrogates									
Nitrobenzene-d5 (S)	78 %.		29-126		1	09/28/13 20:08	10/05/13 03:19	4165-60-0	
Phenol-d5 (S)	21 %.		10-47		1	09/28/13 20:08	10/05/13 03:19	4165-62-2	
2-Fluorophenol (S)	41 %.		10-67		1	09/28/13 20:08	10/05/13 03:19	367-12-4	
2,4,6-Tribromophenol (S)	100 %.		31-161		1	09/28/13 20:08	10/05/13 03:19	118-79-6	

REPORT OF LABORATORY ANALYSIS

This report shall not be reproduced, except in full,
without the written consent of Pace Analytical Services, Inc..

ANALYTICAL RESULTS

Project: Hoxsey Property 01104.020.006

Pace Project No.: 5087387

Sample: EB-2-092513 **Lab ID: 5087387005** Collected: 09/25/13 11:50 Received: 09/26/13 09:30 Matrix: Water

Parameters	Results	Units	Report			Prepared	Analyzed	CAS No.	Qual
			Limit	MDL	DF				
6010 MET ICP Analytical Method: EPA 6010 Preparation Method: EPA 3010									
Lead	ND ug/L		10.0	4.0	1	10/01/13 14:47	10/03/13 09:55	7439-92-1	
8270 MSSV PAH Analytical Method: EPA 8270 by SIM Preparation Method: EPA 3510									
Acenaphthene	ND ug/L		1.1	0.53	1	09/28/13 20:08	09/30/13 23:12	83-32-9	
Acenaphthylene	ND ug/L		1.1	0.53	1	09/28/13 20:08	09/30/13 23:12	208-96-8	
Anthracene	ND ug/L		0.11	0.053	1	09/28/13 20:08	09/30/13 23:12	120-12-7	
Benzo(a)anthracene	ND ug/L		0.11	0.053	1	09/28/13 20:08	09/30/13 23:12	56-55-3	
Benzo(a)pyrene	ND ug/L		0.11	0.053	1	09/28/13 20:08	09/30/13 23:12	50-32-8	
Benzo(b)fluoranthene	ND ug/L		0.11	0.053	1	09/28/13 20:08	09/30/13 23:12	205-99-2	
Benzo(g,h,i)perylene	ND ug/L		0.11	0.053	1	09/28/13 20:08	09/30/13 23:12	191-24-2	
Benzo(k)fluoranthene	ND ug/L		0.11	0.053	1	09/28/13 20:08	09/30/13 23:12	207-08-9	
Chrysene	ND ug/L		0.53	0.27	1	09/28/13 20:08	09/30/13 23:12	218-01-9	
Dibenz(a,h)anthracene	ND ug/L		0.11	0.053	1	09/28/13 20:08	09/30/13 23:12	53-70-3	
Fluoranthene	ND ug/L		1.1	0.53	1	09/28/13 20:08	09/30/13 23:12	206-44-0	
Fluorene	ND ug/L		1.1	0.53	1	09/28/13 20:08	09/30/13 23:12	86-73-7	
Indeno(1,2,3-cd)pyrene	ND ug/L		0.11	0.053	1	09/28/13 20:08	09/30/13 23:12	193-39-5	
2-Methylnaphthalene	0.79J ug/L		1.1	0.53	1	09/28/13 20:08	09/30/13 23:12	91-57-6	
Naphthalene	1.5 ug/L		1.1	0.53	1	09/28/13 20:08	09/30/13 23:12	91-20-3	
Phenanthrene	ND ug/L		1.1	0.53	1	09/28/13 20:08	09/30/13 23:12	85-01-8	
Pyrene	ND ug/L		1.1	0.53	1	09/28/13 20:08	09/30/13 23:12	129-00-0	
Surrogates									
2-Fluorobiphenyl (S)	74 %		21-114		1	09/28/13 20:08	09/30/13 23:12	321-60-8	
p-Terphenyl-d14 (S)	82 %		25-131		1	09/28/13 20:08	09/30/13 23:12	1718-51-0	
8270 MSSV SCAN Analytical Method: EPA 8270 Preparation Method: EPA 3510									
4-Bromophenylphenyl ether	ND ug/L		10.6	5.3	1	09/28/13 20:08	10/05/13 02:59	101-55-3	
Butylbenzylphthalate	ND ug/L		10.6	5.3	1	09/28/13 20:08	10/05/13 02:59	85-68-7	
Carbazole	ND ug/L		10.6	5.3	1	09/28/13 20:08	10/05/13 02:59	86-74-8	
4-Chloro-3-methylphenol	ND ug/L		21.3	10.6	1	09/28/13 20:08	10/05/13 02:59	59-50-7	
4-Chloroaniline	ND ug/L		21.3	10.6	1	09/28/13 20:08	10/05/13 02:59	106-47-8	
bis(2-Chloroethoxy)methane	ND ug/L		10.6	5.3	1	09/28/13 20:08	10/05/13 02:59	111-91-1	
bis(2-Chloroethyl) ether	ND ug/L		10.6	5.3	1	09/28/13 20:08	10/05/13 02:59	111-44-4	
2-Chloronaphthalene	ND ug/L		10.6	5.3	1	09/28/13 20:08	10/05/13 02:59	91-58-7	
2-Chlorophenol	ND ug/L		10.6	5.3	1	09/28/13 20:08	10/05/13 02:59	95-57-8	
4-Chlorophenylphenyl ether	ND ug/L		10.6	5.3	1	09/28/13 20:08	10/05/13 02:59	7005-72-3	
Dibenzofuran	ND ug/L		10.6	5.3	1	09/28/13 20:08	10/05/13 02:59	132-64-9	
1,2-Dichlorobenzene	ND ug/L		10.6	5.3	1	09/28/13 20:08	10/05/13 02:59	95-50-1	
1,3-Dichlorobenzene	ND ug/L		10.6	5.3	1	09/28/13 20:08	10/05/13 02:59	541-73-1	
1,4-Dichlorobenzene	ND ug/L		10.6	5.3	1	09/28/13 20:08	10/05/13 02:59	106-46-7	
3,3'-Dichlorobenzidine	ND ug/L		21.3	10.6	1	09/28/13 20:08	10/05/13 02:59	91-94-1	
2,4-Dichlorophenol	ND ug/L		10.6	5.3	1	09/28/13 20:08	10/05/13 02:59	120-83-2	
Diethylphthalate	ND ug/L		10.6	5.3	1	09/28/13 20:08	10/05/13 02:59	84-66-2	
2,4-Dimethylphenol	ND ug/L		10.6	5.3	1	09/28/13 20:08	10/05/13 02:59	105-67-9	
Dimethylphthalate	ND ug/L		10.6	5.3	1	09/28/13 20:08	10/05/13 02:59	131-11-3	
Di-n-butylphthalate	ND ug/L		10.6	5.3	1	09/28/13 20:08	10/05/13 02:59	84-74-2	
4,6-Dinitro-2-methylphenol	ND ug/L		53.2	26.6	1	09/28/13 20:08	10/05/13 02:59	534-52-1	

REPORT OF LABORATORY ANALYSIS

This report shall not be reproduced, except in full,
without the written consent of Pace Analytical Services, Inc..

ANALYTICAL RESULTS

Project: Hoxsey Property 01104.020.006

Pace Project No.: 5087387

Sample: EB-2-092513 **Lab ID: 5087387005** Collected: 09/25/13 11:50 Received: 09/26/13 09:30 Matrix: Water

Parameters	Results	Units	Report			Prepared	Analyzed	CAS No.	Qual
			Limit	MDL	DF				
8270 MSSV SCAN			Analytical Method: EPA 8270 Preparation Method: EPA 3510						
2,4-Dinitrophenol	ND ug/L		53.2	53.2	1	09/28/13 20:08	10/05/13 02:59	51-28-5	
2,4-Dinitrotoluene	ND ug/L		10.6	5.3	1	09/28/13 20:08	10/05/13 02:59	121-14-2	
2,6-Dinitrotoluene	ND ug/L		10.6	5.3	1	09/28/13 20:08	10/05/13 02:59	606-20-2	
Di-n-octylphthalate	ND ug/L		10.6	5.3	1	09/28/13 20:08	10/05/13 02:59	117-84-0	
bis(2-Ethylhexyl)phthalate	ND ug/L		5.3	2.7	1	09/28/13 20:08	10/05/13 02:59	117-81-7	
Hexachloro-1,3-butadiene	ND ug/L		5.3	2.7	1	09/28/13 20:08	10/05/13 02:59	87-68-3	
Hexachlorobenzene	ND ug/L		10.6	5.3	1	09/28/13 20:08	10/05/13 02:59	118-74-1	
Hexachlorocyclopentadiene	ND ug/L		21.3	21.3	1	09/28/13 20:08	10/05/13 02:59	77-47-4	
Hexachloroethane	ND ug/L		10.6	5.3	1	09/28/13 20:08	10/05/13 02:59	67-72-1	
Isophorone	ND ug/L		10.6	5.3	1	09/28/13 20:08	10/05/13 02:59	78-59-1	
2-Methylphenol(o-Cresol)	ND ug/L		10.6	5.3	1	09/28/13 20:08	10/05/13 02:59	95-48-7	
3&4-Methylphenol(m&p Cresol)	ND ug/L		21.3	10.6	1	09/28/13 20:08	10/05/13 02:59		
2-Nitroaniline	ND ug/L		53.2	26.6	1	09/28/13 20:08	10/05/13 02:59	88-74-4	
3-Nitroaniline	ND ug/L		53.2	26.6	1	09/28/13 20:08	10/05/13 02:59	99-09-2	
4-Nitroaniline	ND ug/L		53.2	26.6	1	09/28/13 20:08	10/05/13 02:59	100-01-6	
Nitrobenzene	ND ug/L		10.6	5.3	1	09/28/13 20:08	10/05/13 02:59	98-95-3	
2-Nitrophenol	ND ug/L		10.6	5.3	1	09/28/13 20:08	10/05/13 02:59	88-75-5	
4-Nitrophenol	ND ug/L		53.2	53.2	1	09/28/13 20:08	10/05/13 02:59	100-02-7	
N-Nitroso-di-n-propylamine	ND ug/L		10.6	5.3	1	09/28/13 20:08	10/05/13 02:59	621-64-7	
N-Nitrosodiphenylamine	ND ug/L		10.6	5.3	1	09/28/13 20:08	10/05/13 02:59	86-30-6	
2,2'-Oxybis(1-chloropropane)	ND ug/L		5.3		1	09/28/13 20:08	10/05/13 02:59	108-60-1	
Pentachlorophenol	ND ug/L		53.2	26.6	1	09/28/13 20:08	10/05/13 02:59	87-86-5	
Phenol	ND ug/L		10.6	5.3	1	09/28/13 20:08	10/05/13 02:59	108-95-2	
1,2,4-Trichlorobenzene	ND ug/L		10.6	5.3	1	09/28/13 20:08	10/05/13 02:59	120-82-1	
2,4,5-Trichlorophenol	ND ug/L		10.6	5.3	1	09/28/13 20:08	10/05/13 02:59	95-95-4	
2,4,6-Trichlorophenol	ND ug/L		10.6	5.3	1	09/28/13 20:08	10/05/13 02:59	88-06-2	
Surrogates									
Nitrobenzene-d5 (S)	83 %.		29-126		1	09/28/13 20:08	10/05/13 02:59	4165-60-0	
Phenol-d5 (S)	20 %.		10-47		1	09/28/13 20:08	10/05/13 02:59	4165-62-2	
2-Fluorophenol (S)	38 %.		10-67		1	09/28/13 20:08	10/05/13 02:59	367-12-4	
2,4,6-Tribromophenol (S)	102 %.		31-161		1	09/28/13 20:08	10/05/13 02:59	118-79-6	

REPORT OF LABORATORY ANALYSIS

This report shall not be reproduced, except in full,
without the written consent of Pace Analytical Services, Inc..

ANALYTICAL RESULTS

Project: Hoxsey Property 01104.020.006

Pace Project No.: 5087387

Sample: IMW-104-092413 **Lab ID: 5087387006** Collected: 09/24/13 11:40 Received: 09/26/13 09:30 Matrix: Water

Parameters	Results	Units	Report			Prepared	Analyzed	CAS No.	Qual
			Limit	MDL	DF				
6010 MET ICP Analytical Method: EPA 6010 Preparation Method: EPA 3010									
Lead	ND ug/L		10.0	4.0	1	10/01/13 14:47	10/03/13 10:03	7439-92-1	
8270 MSSV PAH Analytical Method: EPA 8270 by SIM Preparation Method: EPA 3510									
Acenaphthene	ND ug/L		1.0	0.52	1	09/28/13 20:08	09/30/13 20:29	83-32-9	
Acenaphthylene	ND ug/L		1.0	0.52	1	09/28/13 20:08	09/30/13 20:29	208-96-8	
Anthracene	ND ug/L		0.10	0.052	1	09/28/13 20:08	09/30/13 20:29	120-12-7	
Benzo(a)anthracene	ND ug/L		0.10	0.052	1	09/28/13 20:08	09/30/13 20:29	56-55-3	
Benzo(a)pyrene	ND ug/L		0.10	0.052	1	09/28/13 20:08	09/30/13 20:29	50-32-8	
Benzo(b)fluoranthene	ND ug/L		0.10	0.052	1	09/28/13 20:08	09/30/13 20:29	205-99-2	
Benzo(g,h,i)perylene	ND ug/L		0.10	0.052	1	09/28/13 20:08	09/30/13 20:29	191-24-2	
Benzo(k)fluoranthene	ND ug/L		0.10	0.052	1	09/28/13 20:08	09/30/13 20:29	207-08-9	
Chrysene	ND ug/L		0.52	0.26	1	09/28/13 20:08	09/30/13 20:29	218-01-9	
Dibenz(a,h)anthracene	ND ug/L		0.10	0.052	1	09/28/13 20:08	09/30/13 20:29	53-70-3	
Fluoranthene	ND ug/L		1.0	0.52	1	09/28/13 20:08	09/30/13 20:29	206-44-0	
Fluorene	ND ug/L		1.0	0.52	1	09/28/13 20:08	09/30/13 20:29	86-73-7	
Indeno(1,2,3-cd)pyrene	ND ug/L		0.10	0.052	1	09/28/13 20:08	09/30/13 20:29	193-39-5	
2-Methylnaphthalene	ND ug/L		1.0	0.52	1	09/28/13 20:08	09/30/13 20:29	91-57-6	
Naphthalene	5.1 ug/L		1.0	0.52	1	09/28/13 20:08	09/30/13 20:29	91-20-3	
Phenanthrene	ND ug/L		1.0	0.52	1	09/28/13 20:08	09/30/13 20:29	85-01-8	
Pyrene	ND ug/L		1.0	0.52	1	09/28/13 20:08	09/30/13 20:29	129-00-0	
Surrogates									
2-Fluorobiphenyl (S)	66 %.		21-114		1	09/28/13 20:08	09/30/13 20:29	321-60-8	
p-Terphenyl-d14 (S)	72 %.		25-131		1	09/28/13 20:08	09/30/13 20:29	1718-51-0	
8270 MSSV SCAN Analytical Method: EPA 8270 Preparation Method: EPA 3510									
4-Bromophenylphenyl ether	ND ug/L		10.3	5.2	1	09/28/13 20:08	10/05/13 04:19	101-55-3	
Butylbenzylphthalate	ND ug/L		10.3	5.2	1	09/28/13 20:08	10/05/13 04:19	85-68-7	
Carbazole	ND ug/L		10.3	5.2	1	09/28/13 20:08	10/05/13 04:19	86-74-8	
4-Chloro-3-methylphenol	ND ug/L		20.6	10.3	1	09/28/13 20:08	10/05/13 04:19	59-50-7	
4-Chloroaniline	ND ug/L		20.6	10.3	1	09/28/13 20:08	10/05/13 04:19	106-47-8	
bis(2-Chloroethoxy)methane	ND ug/L		10.3	5.2	1	09/28/13 20:08	10/05/13 04:19	111-91-1	
bis(2-Chloroethyl) ether	ND ug/L		10.3	5.2	1	09/28/13 20:08	10/05/13 04:19	111-44-4	
2-Chloronaphthalene	ND ug/L		10.3	5.2	1	09/28/13 20:08	10/05/13 04:19	91-58-7	
2-Chlorophenol	ND ug/L		10.3	5.2	1	09/28/13 20:08	10/05/13 04:19	95-57-8	
4-Chlorophenylphenyl ether	ND ug/L		10.3	5.2	1	09/28/13 20:08	10/05/13 04:19	7005-72-3	
Dibenzofuran	ND ug/L		10.3	5.2	1	09/28/13 20:08	10/05/13 04:19	132-64-9	
1,2-Dichlorobenzene	ND ug/L		10.3	5.2	1	09/28/13 20:08	10/05/13 04:19	95-50-1	
1,3-Dichlorobenzene	ND ug/L		10.3	5.2	1	09/28/13 20:08	10/05/13 04:19	541-73-1	
1,4-Dichlorobenzene	ND ug/L		10.3	5.2	1	09/28/13 20:08	10/05/13 04:19	106-46-7	
3,3'-Dichlorobenzidine	ND ug/L		20.6	10.3	1	09/28/13 20:08	10/05/13 04:19	91-94-1	
2,4-Dichlorophenol	ND ug/L		10.3	5.2	1	09/28/13 20:08	10/05/13 04:19	120-83-2	
Diethylphthalate	ND ug/L		10.3	5.2	1	09/28/13 20:08	10/05/13 04:19	84-66-2	
2,4-Dimethylphenol	ND ug/L		10.3	5.2	1	09/28/13 20:08	10/05/13 04:19	105-67-9	
Dimethylphthalate	ND ug/L		10.3	5.2	1	09/28/13 20:08	10/05/13 04:19	131-11-3	
Di-n-butylphthalate	ND ug/L		10.3	5.2	1	09/28/13 20:08	10/05/13 04:19	84-74-2	
4,6-Dinitro-2-methylphenol	ND ug/L		51.5	25.8	1	09/28/13 20:08	10/05/13 04:19	534-52-1	

REPORT OF LABORATORY ANALYSIS

This report shall not be reproduced, except in full,
without the written consent of Pace Analytical Services, Inc..

ANALYTICAL RESULTS

Project: Hoxsey Property 01104.020.006

Pace Project No.: 5087387

Sample: IMW-104-092413 **Lab ID: 5087387006** Collected: 09/24/13 11:40 Received: 09/26/13 09:30 Matrix: Water

Parameters	Results	Units	Report			Prepared	Analyzed	CAS No.	Qual
			Limit	MDL	DF				
8270 MSSV SCAN Analytical Method: EPA 8270 Preparation Method: EPA 3510									
2,4-Dinitrophenol	ND ug/L		51.5	51.5	1	09/28/13 20:08	10/05/13 04:19	51-28-5	
2,4-Dinitrotoluene	ND ug/L		10.3	5.2	1	09/28/13 20:08	10/05/13 04:19	121-14-2	
2,6-Dinitrotoluene	ND ug/L		10.3	5.2	1	09/28/13 20:08	10/05/13 04:19	606-20-2	
Di-n-octylphthalate	ND ug/L		10.3	5.2	1	09/28/13 20:08	10/05/13 04:19	117-84-0	
bis(2-Ethylhexyl)phthalate	ND ug/L		5.2	2.6	1	09/28/13 20:08	10/05/13 04:19	117-81-7	
Hexachloro-1,3-butadiene	ND ug/L		5.2	2.6	1	09/28/13 20:08	10/05/13 04:19	87-68-3	
Hexachlorobenzene	ND ug/L		10.3	5.2	1	09/28/13 20:08	10/05/13 04:19	118-74-1	
Hexachlorocyclopentadiene	ND ug/L		20.6	20.6	1	09/28/13 20:08	10/05/13 04:19	77-47-4	
Hexachloroethane	ND ug/L		10.3	5.2	1	09/28/13 20:08	10/05/13 04:19	67-72-1	
Isophorone	ND ug/L		10.3	5.2	1	09/28/13 20:08	10/05/13 04:19	78-59-1	
2-Methylphenol(o-Cresol)	ND ug/L		10.3	5.2	1	09/28/13 20:08	10/05/13 04:19	95-48-7	
3&4-Methylphenol(m&p Cresol)	ND ug/L		20.6	10.3	1	09/28/13 20:08	10/05/13 04:19		
2-Nitroaniline	ND ug/L		51.5	25.8	1	09/28/13 20:08	10/05/13 04:19	88-74-4	
3-Nitroaniline	ND ug/L		51.5	25.8	1	09/28/13 20:08	10/05/13 04:19	99-09-2	
4-Nitroaniline	ND ug/L		51.5	25.8	1	09/28/13 20:08	10/05/13 04:19	100-01-6	
Nitrobenzene	ND ug/L		10.3	5.2	1	09/28/13 20:08	10/05/13 04:19	98-95-3	
2-Nitrophenol	ND ug/L		10.3	5.2	1	09/28/13 20:08	10/05/13 04:19	88-75-5	
4-Nitrophenol	ND ug/L		51.5	51.5	1	09/28/13 20:08	10/05/13 04:19	100-02-7	
N-Nitroso-di-n-propylamine	ND ug/L		10.3	5.2	1	09/28/13 20:08	10/05/13 04:19	621-64-7	
N-Nitrosodiphenylamine	ND ug/L		10.3	5.2	1	09/28/13 20:08	10/05/13 04:19	86-30-6	
2,2'-Oxybis(1-chloropropane)	ND ug/L		5.2		1	09/28/13 20:08	10/05/13 04:19	108-60-1	
Pentachlorophenol	ND ug/L		51.5	25.8	1	09/28/13 20:08	10/05/13 04:19	87-86-5	
Phenol	ND ug/L		10.3	5.2	1	09/28/13 20:08	10/05/13 04:19	108-95-2	
1,2,4-Trichlorobenzene	ND ug/L		10.3	5.2	1	09/28/13 20:08	10/05/13 04:19	120-82-1	
2,4,5-Trichlorophenol	ND ug/L		10.3	5.2	1	09/28/13 20:08	10/05/13 04:19	95-95-4	
2,4,6-Trichlorophenol	ND ug/L		10.3	5.2	1	09/28/13 20:08	10/05/13 04:19	88-06-2	
Surrogates									
Nitrobenzene-d5 (S)	75 %.		29-126		1	09/28/13 20:08	10/05/13 04:19	4165-60-0	
Phenol-d5 (S)	18 %.		10-47		1	09/28/13 20:08	10/05/13 04:19	4165-62-2	
2-Fluorophenol (S)	33 %.		10-67		1	09/28/13 20:08	10/05/13 04:19	367-12-4	
2,4,6-Tribromophenol (S)	94 %.		31-161		1	09/28/13 20:08	10/05/13 04:19	118-79-6	

8260 MSV

Analytical Method: EPA 8260

Acetone	370 ug/L		100	50.0	1		10/07/13 16:00	67-64-1	
Benzene	45.5 ug/L		5.0	1.0	1		10/07/13 16:00	71-43-2	
Bromodichloromethane	ND ug/L		5.0	2.5	1		10/07/13 16:00	75-27-4	
Bromoform	ND ug/L		5.0	2.5	1		10/07/13 16:00	75-25-2	
Bromomethane	ND ug/L		5.0	2.5	1		10/07/13 16:00	74-83-9	
2-Butanone (MEK)	119 ug/L		25.0	12.0	1		10/07/13 16:00	78-93-3	
Carbon disulfide	ND ug/L		10.0	5.0	1		10/07/13 16:00	75-15-0	
Carbon tetrachloride	ND ug/L		5.0	2.5	1		10/07/13 16:00	56-23-5	
Chlorobenzene	ND ug/L		5.0	2.5	1		10/07/13 16:00	108-90-7	
Chloroethane	ND ug/L		5.0	2.5	1		10/07/13 16:00	75-00-3	
Chloroform	ND ug/L		5.0	2.5	1		10/07/13 16:00	67-66-3	
Chloromethane	ND ug/L		5.0	2.5	1		10/07/13 16:00	74-87-3	
Dibromochloromethane	ND ug/L		5.0	2.5	1		10/07/13 16:00	124-48-1	

REPORT OF LABORATORY ANALYSIS

This report shall not be reproduced, except in full,
without the written consent of Pace Analytical Services, Inc..

ANALYTICAL RESULTS

Project: Hoxsey Property 01104.020.006

Pace Project No.: 5087387

Sample: IMW-104-092413 **Lab ID: 5087387006** Collected: 09/24/13 11:40 Received: 09/26/13 09:30 Matrix: Water

Parameters	Results	Units	Report			Prepared	Analyzed	CAS No.	Qual
			Limit	MDL	DF				
8260 MSV									
Analytical Method: EPA 8260									
1,1-Dichloroethane	ND	ug/L	5.0	2.5	1		10/07/13 16:00	75-34-3	
1,2-Dichloroethane	ND	ug/L	5.0	1.0	1		10/07/13 16:00	107-06-2	
1,1-Dichloroethene	ND	ug/L	5.0	2.5	1		10/07/13 16:00	75-35-4	
cis-1,2-Dichloroethene	ND	ug/L	5.0	2.5	1		10/07/13 16:00	156-59-2	
trans-1,2-Dichloroethene	ND	ug/L	5.0	2.5	1		10/07/13 16:00	156-60-5	
1,2-Dichloropropane	ND	ug/L	5.0	2.5	1		10/07/13 16:00	78-87-5	
cis-1,3-Dichloropropene	ND	ug/L	5.0	2.5	1		10/07/13 16:00	10061-01-5	
trans-1,3-Dichloropropene	ND	ug/L	5.0	2.5	1		10/07/13 16:00	10061-02-6	
Ethylbenzene	299	ug/L	50.0	25.0	10		10/08/13 15:10	100-41-4	
2-Hexanone	ND	ug/L	25.0	12.0	1		10/07/13 16:00	591-78-6	
Methylene Chloride	ND	ug/L	5.0	2.5	1		10/07/13 16:00	75-09-2	
4-Methyl-2-pentanone (MIBK)	ND	ug/L	25.0	12.0	1		10/07/13 16:00	108-10-1	
Methyl-tert-butyl ether	ND	ug/L	4.0	2.0	1		10/07/13 16:00	1634-04-4	
Styrene	ND	ug/L	5.0	2.5	1		10/07/13 16:00	100-42-5	
1,1,2,2-Tetrachloroethane	ND	ug/L	5.0	2.5	1		10/07/13 16:00	79-34-5	
Tetrachloroethene	ND	ug/L	5.0	1.0	1		10/07/13 16:00	127-18-4	
Toluene	142	ug/L	5.0	2.5	1		10/07/13 16:00	108-88-3	
1,1,1-Trichloroethane	ND	ug/L	5.0	2.5	1		10/07/13 16:00	71-55-6	
1,1,2-Trichloroethane	ND	ug/L	5.0	2.5	1		10/07/13 16:00	79-00-5	
Trichloroethene	ND	ug/L	5.0	1.0	1		10/07/13 16:00	79-01-6	
Vinyl chloride	ND	ug/L	2.0	1.0	1		10/07/13 16:00	75-01-4	
Xylene (Total)	487	ug/L	100	50.0	10		10/08/13 15:10	1330-20-7	
Surrogates									
Dibromofluoromethane (S)	95 %		79-116		1		10/07/13 16:00	1868-53-7	
4-Bromofluorobenzene (S)	101 %		80-114		1		10/07/13 16:00	460-00-4	
Toluene-d8 (S)	102 %		81-110		1		10/07/13 16:00	2037-26-5	

REPORT OF LABORATORY ANALYSIS

This report shall not be reproduced, except in full,
without the written consent of Pace Analytical Services, Inc..

ANALYTICAL RESULTS

Project: Hoxsey Property 01104.020.006

Pace Project No.: 5087387

Sample: IMW-103-092413 **Lab ID: 5087387007** Collected: 09/24/13 14:54 Received: 09/26/13 09:30 Matrix: Water

Parameters	Results	Units	Report			Prepared	Analyzed	CAS No.	Qual
			Limit	MDL	DF				
8260 MSV Analytical Method: EPA 8260									
Acetone	ND	ug/L	100	50.0	1		10/07/13 17:38	67-64-1	
Benzene	279	ug/L	5.0	1.0	1		10/07/13 17:38	71-43-2	
Bromodichloromethane	ND	ug/L	5.0	2.5	1		10/07/13 17:38	75-27-4	
Bromoform	ND	ug/L	5.0	2.5	1		10/07/13 17:38	75-25-2	
Bromomethane	2.9J	ug/L	5.0	2.5	1		10/07/13 17:38	74-83-9	
2-Butanone (MEK)	ND	ug/L	25.0	12.0	1		10/07/13 17:38	78-93-3	
Carbon disulfide	ND	ug/L	10.0	5.0	1		10/07/13 17:38	75-15-0	
Carbon tetrachloride	ND	ug/L	5.0	2.5	1		10/07/13 17:38	56-23-5	
Chlorobenzene	ND	ug/L	5.0	2.5	1		10/07/13 17:38	108-90-7	
Chloroethane	ND	ug/L	5.0	2.5	1		10/07/13 17:38	75-00-3	
Chloroform	ND	ug/L	5.0	2.5	1		10/07/13 17:38	67-66-3	
Chloromethane	ND	ug/L	5.0	2.5	1		10/07/13 17:38	74-87-3	
Dibromochloromethane	ND	ug/L	5.0	2.5	1		10/07/13 17:38	124-48-1	
1,1-Dichloroethane	ND	ug/L	5.0	2.5	1		10/07/13 17:38	75-34-3	
1,2-Dichloroethane	ND	ug/L	5.0	1.0	1		10/07/13 17:38	107-06-2	
1,1-Dichloroethene	ND	ug/L	5.0	2.5	1		10/07/13 17:38	75-35-4	
cis-1,2-Dichloroethene	ND	ug/L	5.0	2.5	1		10/07/13 17:38	156-59-2	
trans-1,2-Dichloroethene	ND	ug/L	5.0	2.5	1		10/07/13 17:38	156-60-5	
1,2-Dichloropropane	ND	ug/L	5.0	2.5	1		10/07/13 17:38	78-87-5	
cis-1,3-Dichloropropene	ND	ug/L	5.0	2.5	1		10/07/13 17:38	10061-01-5	
trans-1,3-Dichloropropene	ND	ug/L	5.0	2.5	1		10/07/13 17:38	10061-02-6	
Ethylbenzene	1950	ug/L	100	50.0	20		10/08/13 15:42	100-41-4	
2-Hexanone	ND	ug/L	25.0	12.0	1		10/07/13 17:38	591-78-6	
Methylene Chloride	ND	ug/L	5.0	2.5	1		10/07/13 17:38	75-09-2	
4-Methyl-2-pentanone (MIBK)	ND	ug/L	25.0	12.0	1		10/07/13 17:38	108-10-1	
Methyl-tert-butyl ether	ND	ug/L	4.0	2.0	1		10/07/13 17:38	1634-04-4	
Styrene	ND	ug/L	5.0	2.5	1		10/07/13 17:38	100-42-5	
1,1,2,2-Tetrachloroethane	ND	ug/L	5.0	2.5	1		10/07/13 17:38	79-34-5	
Tetrachloroethene	ND	ug/L	5.0	1.0	1		10/07/13 17:38	127-18-4	
Toluene	3550	ug/L	100	50.0	20		10/08/13 15:42	108-88-3	
1,1,1-Trichloroethane	ND	ug/L	5.0	2.5	1		10/07/13 17:38	71-55-6	
1,1,2-Trichloroethane	ND	ug/L	5.0	2.5	1		10/07/13 17:38	79-00-5	
Trichloroethene	ND	ug/L	5.0	1.0	1		10/07/13 17:38	79-01-6	
Vinyl chloride	ND	ug/L	2.0	1.0	1		10/07/13 17:38	75-01-4	
Xylene (Total)	8170	ug/L	200	100	20		10/08/13 15:42	1330-20-7	
Surrogates									
Dibromofluoromethane (S)	93 %		79-116		1		10/07/13 17:38	1868-53-7	
4-Bromofluorobenzene (S)	97 %		80-114		1		10/07/13 17:38	460-00-4	
Toluene-d8 (S)	103 %		81-110		1		10/07/13 17:38	2037-26-5	

REPORT OF LABORATORY ANALYSIS

This report shall not be reproduced, except in full,
without the written consent of Pace Analytical Services, Inc..

ANALYTICAL RESULTS

Project: Hoxsey Property 01104.020.006

Pace Project No.: 5087387

Sample: IMW-102-092413 **Lab ID: 5087387008** Collected: 09/24/13 17:07 Received: 09/26/13 09:30 Matrix: Water

Parameters	Results	Units	Report			Prepared	Analyzed	CAS No.	Qual
			Limit	MDL	DF				
6010 MET ICP			Analytical Method: EPA 6010 Preparation Method: EPA 3010						
Lead	ND ug/L		10.0	4.0	1	10/01/13 14:47	10/03/13 10:13	7439-92-1	
8270 MSSV PAH			Analytical Method: EPA 8270 by SIM Preparation Method: EPA 3510						
Acenaphthene	ND ug/L		1.1	0.56	1	09/27/13 21:35	09/28/13 23:58	83-32-9	
Acenaphthylene	ND ug/L		1.1	0.56	1	09/27/13 21:35	09/28/13 23:58	208-96-8	
Anthracene	ND ug/L		0.11	0.056	1	09/27/13 21:35	09/28/13 23:58	120-12-7	
Benzo(a)anthracene	ND ug/L		0.11	0.056	1	09/27/13 21:35	09/28/13 23:58	56-55-3	
Benzo(a)pyrene	ND ug/L		0.11	0.056	1	09/27/13 21:35	09/28/13 23:58	50-32-8	
Benzo(b)fluoranthene	ND ug/L		0.11	0.056	1	09/27/13 21:35	09/28/13 23:58	205-99-2	
Benzo(g,h,i)perylene	ND ug/L		0.11	0.056	1	09/27/13 21:35	09/28/13 23:58	191-24-2	
Benzo(k)fluoranthene	ND ug/L		0.11	0.056	1	09/27/13 21:35	09/28/13 23:58	207-08-9	
Chrysene	ND ug/L		0.56	0.28	1	09/27/13 21:35	09/28/13 23:58	218-01-9	
Dibenz(a,h)anthracene	ND ug/L		0.11	0.056	1	09/27/13 21:35	09/28/13 23:58	53-70-3	
Fluoranthene	ND ug/L		1.1	0.56	1	09/27/13 21:35	09/28/13 23:58	206-44-0	
Fluorene	ND ug/L		1.1	0.56	1	09/27/13 21:35	09/28/13 23:58	86-73-7	
Indeno(1,2,3-cd)pyrene	ND ug/L		0.11	0.056	1	09/27/13 21:35	09/28/13 23:58	193-39-5	
2-Methylnaphthalene	17.7 ug/L		1.1	0.56	1	09/27/13 21:35	09/28/13 23:58	91-57-6	
Naphthalene	118 ug/L		11.1	5.6	10	09/27/13 21:35	10/01/13 08:33	91-20-3	
Phenanthrene	ND ug/L		1.1	0.56	1	09/27/13 21:35	09/28/13 23:58	85-01-8	
Pyrene	ND ug/L		1.1	0.56	1	09/27/13 21:35	09/28/13 23:58	129-00-0	
Surrogates									
2-Fluorobiphenyl (S)	74 %		21-114		1	09/27/13 21:35	09/28/13 23:58	321-60-8	
p-Terphenyl-d14 (S)	77 %		25-131		1	09/27/13 21:35	09/28/13 23:58	1718-51-0	
8270 MSSV SCAN			Analytical Method: EPA 8270 Preparation Method: EPA 3510						
4-Bromophenylphenyl ether	ND ug/L		11.1	5.6	1	09/27/13 21:35	10/05/13 01:39	101-55-3	
Butylbenzylphthalate	ND ug/L		11.1	5.6	1	09/27/13 21:35	10/05/13 01:39	85-68-7	
Carbazole	ND ug/L		11.1	5.6	1	09/27/13 21:35	10/05/13 01:39	86-74-8	
4-Chloro-3-methylphenol	ND ug/L		22.2	11.1	1	09/27/13 21:35	10/05/13 01:39	59-50-7	
4-Chloroaniline	ND ug/L		22.2	11.1	1	09/27/13 21:35	10/05/13 01:39	106-47-8	
bis(2-Chloroethoxy)methane	ND ug/L		11.1	5.6	1	09/27/13 21:35	10/05/13 01:39	111-91-1	
bis(2-Chloroethyl) ether	ND ug/L		11.1	5.6	1	09/27/13 21:35	10/05/13 01:39	111-44-4	
2-Chloronaphthalene	ND ug/L		11.1	5.6	1	09/27/13 21:35	10/05/13 01:39	91-58-7	
2-Chlorophenol	ND ug/L		11.1	5.6	1	09/27/13 21:35	10/05/13 01:39	95-57-8	
4-Chlorophenylphenyl ether	ND ug/L		11.1	5.6	1	09/27/13 21:35	10/05/13 01:39	7005-72-3	
Dibenzofuran	ND ug/L		11.1	5.6	1	09/27/13 21:35	10/05/13 01:39	132-64-9	
1,2-Dichlorobenzene	ND ug/L		11.1	5.6	1	09/27/13 21:35	10/05/13 01:39	95-50-1	
1,3-Dichlorobenzene	ND ug/L		11.1	5.6	1	09/27/13 21:35	10/05/13 01:39	541-73-1	
1,4-Dichlorobenzene	ND ug/L		11.1	5.6	1	09/27/13 21:35	10/05/13 01:39	106-46-7	
3,3'-Dichlorobenzidine	ND ug/L		22.2	11.1	1	09/27/13 21:35	10/05/13 01:39	91-94-1	
2,4-Dichlorophenol	ND ug/L		11.1	5.6	1	09/27/13 21:35	10/05/13 01:39	120-83-2	
Diethylphthalate	ND ug/L		11.1	5.6	1	09/27/13 21:35	10/05/13 01:39	84-66-2	
2,4-Dimethylphenol	ND ug/L		11.1	5.6	1	09/27/13 21:35	10/05/13 01:39	105-67-9	
Dimethylphthalate	ND ug/L		11.1	5.6	1	09/27/13 21:35	10/05/13 01:39	131-11-3	
Di-n-butylphthalate	ND ug/L		11.1	5.6	1	09/27/13 21:35	10/05/13 01:39	84-74-2	
4,6-Dinitro-2-methylphenol	ND ug/L		55.6	27.8	1	09/27/13 21:35	10/05/13 01:39	534-52-1	

REPORT OF LABORATORY ANALYSIS

This report shall not be reproduced, except in full,
without the written consent of Pace Analytical Services, Inc..

ANALYTICAL RESULTS

Project: Hoxsey Property 01104.020.006

Pace Project No.: 5087387

Sample: IMW-102-092413 **Lab ID: 5087387008** Collected: 09/24/13 17:07 Received: 09/26/13 09:30 Matrix: Water

Parameters	Results	Units	Report Limit	MDL	DF	Prepared	Analyzed	CAS No.	Qual
------------	---------	-------	--------------	-----	----	----------	----------	---------	------

8270 MSSV SCAN

Analytical Method: EPA 8270 Preparation Method: EPA 3510

2,4-Dinitrophenol	ND	ug/L	55.6	55.6	1	09/27/13 21:35	10/05/13 01:39	51-28-5	
2,4-Dinitrotoluene	ND	ug/L	11.1	5.6	1	09/27/13 21:35	10/05/13 01:39	121-14-2	
2,6-Dinitrotoluene	ND	ug/L	11.1	5.6	1	09/27/13 21:35	10/05/13 01:39	606-20-2	
Di-n-octylphthalate	ND	ug/L	11.1	5.6	1	09/27/13 21:35	10/05/13 01:39	117-84-0	
bis(2-Ethylhexyl)phthalate	ND	ug/L	5.6	2.8	1	09/27/13 21:35	10/05/13 01:39	117-81-7	
Hexachloro-1,3-butadiene	ND	ug/L	5.6	2.8	1	09/27/13 21:35	10/05/13 01:39	87-68-3	
Hexachlorobenzene	ND	ug/L	11.1	5.6	1	09/27/13 21:35	10/05/13 01:39	118-74-1	
Hexachlorocyclopentadiene	ND	ug/L	22.2	22.2	1	09/27/13 21:35	10/05/13 01:39	77-47-4	
Hexachloroethane	ND	ug/L	11.1	5.6	1	09/27/13 21:35	10/05/13 01:39	67-72-1	
Isophorone	ND	ug/L	11.1	5.6	1	09/27/13 21:35	10/05/13 01:39	78-59-1	
2-Methylphenol(o-Cresol)	ND	ug/L	11.1	5.6	1	09/27/13 21:35	10/05/13 01:39	95-48-7	
3&4-Methylphenol(m&p Cresol)	ND	ug/L	22.2	11.1	1	09/27/13 21:35	10/05/13 01:39		
2-Nitroaniline	ND	ug/L	55.6	27.8	1	09/27/13 21:35	10/05/13 01:39	88-74-4	
3-Nitroaniline	ND	ug/L	55.6	27.8	1	09/27/13 21:35	10/05/13 01:39	99-09-2	
4-Nitroaniline	ND	ug/L	55.6	27.8	1	09/27/13 21:35	10/05/13 01:39	100-01-6	
Nitrobenzene	ND	ug/L	11.1	5.6	1	09/27/13 21:35	10/05/13 01:39	98-95-3	
2-Nitrophenol	ND	ug/L	11.1	5.6	1	09/27/13 21:35	10/05/13 01:39	88-75-5	
4-Nitrophenol	ND	ug/L	55.6	55.6	1	09/27/13 21:35	10/05/13 01:39	100-02-7	
N-Nitroso-di-n-propylamine	ND	ug/L	11.1	5.6	1	09/27/13 21:35	10/05/13 01:39	621-64-7	
N-Nitrosodiphenylamine	ND	ug/L	11.1	5.6	1	09/27/13 21:35	10/05/13 01:39	86-30-6	
2,2'-Oxybis(1-chloropropane)	ND	ug/L	5.6		1	09/27/13 21:35	10/05/13 01:39	108-60-1	
Pentachlorophenol	ND	ug/L	55.6	27.8	1	09/27/13 21:35	10/05/13 01:39	87-86-5	
Phenol	ND	ug/L	11.1	5.6	1	09/27/13 21:35	10/05/13 01:39	108-95-2	
1,2,4-Trichlorobenzene	ND	ug/L	11.1	5.6	1	09/27/13 21:35	10/05/13 01:39	120-82-1	
2,4,5-Trichlorophenol	ND	ug/L	11.1	5.6	1	09/27/13 21:35	10/05/13 01:39	95-95-4	
2,4,6-Trichlorophenol	ND	ug/L	11.1	5.6	1	09/27/13 21:35	10/05/13 01:39	88-06-2	
Surrogates									
Nitrobenzene-d5 (S)	82 %		29-126		1	09/27/13 21:35	10/05/13 01:39	4165-60-0	
Phenol-d5 (S)	20 %		10-47		1	09/27/13 21:35	10/05/13 01:39	4165-62-2	
2-Fluorophenol (S)	39 %		10-67		1	09/27/13 21:35	10/05/13 01:39	367-12-4	
2,4,6-Tribromophenol (S)	106 %		31-161		1	09/27/13 21:35	10/05/13 01:39	118-79-6	

8260 MSV

Analytical Method: EPA 8260

Acetone	51.5J	ug/L	100	50.0	1		10/07/13 16:16	67-64-1	
Benzene	299	ug/L	100	20.0	20		10/08/13 16:15	71-43-2	
Bromodichloromethane	ND	ug/L	5.0	2.5	1		10/07/13 16:16	75-27-4	
Bromoform	ND	ug/L	5.0	2.5	1		10/07/13 16:16	75-25-2	
Bromomethane	ND	ug/L	5.0	2.5	1		10/07/13 16:16	74-83-9	
2-Butanone (MEK)	ND	ug/L	25.0	12.0	1		10/07/13 16:16	78-93-3	
Carbon disulfide	ND	ug/L	10.0	5.0	1		10/07/13 16:16	75-15-0	
Carbon tetrachloride	ND	ug/L	5.0	2.5	1		10/07/13 16:16	56-23-5	
Chlorobenzene	ND	ug/L	5.0	2.5	1		10/07/13 16:16	108-90-7	
Chloroethane	ND	ug/L	5.0	2.5	1		10/07/13 16:16	75-00-3	
Chloroform	ND	ug/L	5.0	2.5	1		10/07/13 16:16	67-66-3	
Chloromethane	ND	ug/L	5.0	2.5	1		10/07/13 16:16	74-87-3	
Dibromochloromethane	ND	ug/L	5.0	2.5	1		10/07/13 16:16	124-48-1	

REPORT OF LABORATORY ANALYSIS

This report shall not be reproduced, except in full,
without the written consent of Pace Analytical Services, Inc..

ANALYTICAL RESULTS

Project: Hoxsey Property 01104.020.006

Pace Project No.: 5087387

Sample: IMW-102-092413 **Lab ID: 5087387008** Collected: 09/24/13 17:07 Received: 09/26/13 09:30 Matrix: Water

Parameters	Results	Units	Report			Prepared	Analyzed	CAS No.	Qual
			Limit	MDL	DF				
8260 MSV									
Analytical Method: EPA 8260									
1,1-Dichloroethane	ND	ug/L	5.0	2.5	1		10/07/13 16:16	75-34-3	
1,2-Dichloroethane	ND	ug/L	5.0	1.0	1		10/07/13 16:16	107-06-2	
1,1-Dichloroethene	ND	ug/L	5.0	2.5	1		10/07/13 16:16	75-35-4	
cis-1,2-Dichloroethene	ND	ug/L	5.0	2.5	1		10/07/13 16:16	156-59-2	
trans-1,2-Dichloroethene	ND	ug/L	5.0	2.5	1		10/07/13 16:16	156-60-5	
1,2-Dichloropropane	ND	ug/L	5.0	2.5	1		10/07/13 16:16	78-87-5	
cis-1,3-Dichloropropene	ND	ug/L	5.0	2.5	1		10/07/13 16:16	10061-01-5	
trans-1,3-Dichloropropene	ND	ug/L	5.0	2.5	1		10/07/13 16:16	10061-02-6	
Ethylbenzene	3230	ug/L	100	50.0	20		10/08/13 16:15	100-41-4	
2-Hexanone	ND	ug/L	25.0	12.0	1		10/07/13 16:16	591-78-6	
Methylene Chloride	ND	ug/L	5.0	2.5	1		10/07/13 16:16	75-09-2	
4-Methyl-2-pentanone (MIBK)	ND	ug/L	25.0	12.0	1		10/07/13 16:16	108-10-1	
Methyl-tert-butyl ether	ND	ug/L	4.0	2.0	1		10/07/13 16:16	1634-04-4	
Styrene	ND	ug/L	5.0	2.5	1		10/07/13 16:16	100-42-5	
1,1,2,2-Tetrachloroethane	ND	ug/L	5.0	2.5	1		10/07/13 16:16	79-34-5	
Tetrachloroethene	ND	ug/L	5.0	1.0	1		10/07/13 16:16	127-18-4	
Toluene	799	ug/L	100	50.0	20		10/08/13 16:15	108-88-3	
1,1,1-Trichloroethane	ND	ug/L	5.0	2.5	1		10/07/13 16:16	71-55-6	
1,1,2-Trichloroethane	ND	ug/L	5.0	2.5	1		10/07/13 16:16	79-00-5	
Trichloroethene	ND	ug/L	5.0	1.0	1		10/07/13 16:16	79-01-6	
Vinyl chloride	ND	ug/L	2.0	1.0	1		10/07/13 16:16	75-01-4	
Xylene (Total)	9450	ug/L	500	250	50		10/08/13 22:44	1330-20-7	
Surrogates									
Dibromofluoromethane (S)	98 %		79-116		1		10/07/13 16:16	1868-53-7	
4-Bromofluorobenzene (S)	99 %		80-114		1		10/07/13 16:16	460-00-4	
Toluene-d8 (S)	101 %		81-110		1		10/07/13 16:16	2037-26-5	

REPORT OF LABORATORY ANALYSIS

This report shall not be reproduced, except in full,
without the written consent of Pace Analytical Services, Inc..

ANALYTICAL RESULTS

Project: Hoxsey Property 01104.020.006

Pace Project No.: 5087387

Sample: IMW-102-092413D **Lab ID: 5087387009** Collected: 09/24/13 17:07 Received: 09/26/13 09:30 Matrix: Water

Parameters	Results	Units	Report			Prepared	Analyzed	CAS No.	Qual
			Limit	MDL	DF				
8260 MSV Analytical Method: EPA 8260									
Acetone	ND	ug/L	100	50.0	1		10/07/13 16:49	67-64-1	
Benzene	313	ug/L	100	20.0	20		10/08/13 16:47	71-43-2	
Bromodichloromethane	ND	ug/L	5.0	2.5	1		10/07/13 16:49	75-27-4	
Bromoform	ND	ug/L	5.0	2.5	1		10/07/13 16:49	75-25-2	
Bromomethane	ND	ug/L	5.0	2.5	1		10/07/13 16:49	74-83-9	
2-Butanone (MEK)	ND	ug/L	25.0	12.0	1		10/07/13 16:49	78-93-3	
Carbon disulfide	ND	ug/L	10.0	5.0	1		10/07/13 16:49	75-15-0	
Carbon tetrachloride	ND	ug/L	5.0	2.5	1		10/07/13 16:49	56-23-5	
Chlorobenzene	ND	ug/L	5.0	2.5	1		10/07/13 16:49	108-90-7	
Chloroethane	ND	ug/L	5.0	2.5	1		10/07/13 16:49	75-00-3	
Chloroform	ND	ug/L	5.0	2.5	1		10/07/13 16:49	67-66-3	
Chloromethane	ND	ug/L	5.0	2.5	1		10/07/13 16:49	74-87-3	
Dibromochloromethane	ND	ug/L	5.0	2.5	1		10/07/13 16:49	124-48-1	
1,1-Dichloroethane	ND	ug/L	5.0	2.5	1		10/07/13 16:49	75-34-3	
1,2-Dichloroethane	ND	ug/L	5.0	1.0	1		10/07/13 16:49	107-06-2	
1,1-Dichloroethene	ND	ug/L	5.0	2.5	1		10/07/13 16:49	75-35-4	
cis-1,2-Dichloroethene	ND	ug/L	5.0	2.5	1		10/07/13 16:49	156-59-2	
trans-1,2-Dichloroethene	ND	ug/L	5.0	2.5	1		10/07/13 16:49	156-60-5	
1,2-Dichloropropane	ND	ug/L	5.0	2.5	1		10/07/13 16:49	78-87-5	
cis-1,3-Dichloropropene	ND	ug/L	5.0	2.5	1		10/07/13 16:49	10061-01-5	
trans-1,3-Dichloropropene	ND	ug/L	5.0	2.5	1		10/07/13 16:49	10061-02-6	
Ethylbenzene	3340	ug/L	100	50.0	20		10/08/13 16:47	100-41-4	
2-Hexanone	ND	ug/L	25.0	12.0	1		10/07/13 16:49	591-78-6	
Methylene Chloride	ND	ug/L	5.0	2.5	1		10/07/13 16:49	75-09-2	
4-Methyl-2-pentanone (MIBK)	ND	ug/L	25.0	12.0	1		10/07/13 16:49	108-10-1	
Methyl-tert-butyl ether	ND	ug/L	4.0	2.0	1		10/07/13 16:49	1634-04-4	
Styrene	ND	ug/L	5.0	2.5	1		10/07/13 16:49	100-42-5	
1,1,2,2-Tetrachloroethane	ND	ug/L	5.0	2.5	1		10/07/13 16:49	79-34-5	
Tetrachloroethene	ND	ug/L	5.0	1.0	1		10/07/13 16:49	127-18-4	
Toluene	748	ug/L	100	50.0	20		10/08/13 16:47	108-88-3	
1,1,1-Trichloroethane	ND	ug/L	5.0	2.5	1		10/07/13 16:49	71-55-6	
1,1,2-Trichloroethane	ND	ug/L	5.0	2.5	1		10/07/13 16:49	79-00-5	
Trichloroethene	ND	ug/L	5.0	1.0	1		10/07/13 16:49	79-01-6	
Vinyl chloride	ND	ug/L	2.0	1.0	1		10/07/13 16:49	75-01-4	
Xylene (Total)	11200	ug/L	500	250	50		10/08/13 23:00	1330-20-7	
Surrogates									
Dibromofluoromethane (S)	100 %		79-116		1		10/07/13 16:49	1868-53-7	
4-Bromofluorobenzene (S)	101 %		80-114		1		10/07/13 16:49	460-00-4	
Toluene-d8 (S)	98 %		81-110		1		10/07/13 16:49	2037-26-5	

REPORT OF LABORATORY ANALYSIS

This report shall not be reproduced, except in full,
without the written consent of Pace Analytical Services, Inc..

ANALYTICAL RESULTS

Project: Hoxsey Property 01104.020.006

Pace Project No.: 5087387

Sample: Trip Blank **Lab ID: 5087387010** Collected: 09/24/13 08:00 Received: 09/26/13 09:30 Matrix: Water

Parameters	Results	Units	Report			Prepared	Analyzed	CAS No.	Qual
			Limit	MDL	DF				
8260 MSV Analytical Method: EPA 8260									
Acetone	ND ug/L		100	50.0	1		10/07/13 17:22	67-64-1	
Benzene	ND ug/L		5.0	1.0	1		10/07/13 17:22	71-43-2	
Bromodichloromethane	ND ug/L		5.0	2.5	1		10/07/13 17:22	75-27-4	
Bromoform	ND ug/L		5.0	2.5	1		10/07/13 17:22	75-25-2	
Bromomethane	ND ug/L		5.0	2.5	1		10/07/13 17:22	74-83-9	
2-Butanone (MEK)	ND ug/L		25.0	12.0	1		10/07/13 17:22	78-93-3	
Carbon disulfide	ND ug/L		10.0	5.0	1		10/07/13 17:22	75-15-0	
Carbon tetrachloride	ND ug/L		5.0	2.5	1		10/07/13 17:22	56-23-5	
Chlorobenzene	ND ug/L		5.0	2.5	1		10/07/13 17:22	108-90-7	
Chloroethane	ND ug/L		5.0	2.5	1		10/07/13 17:22	75-00-3	
Chloroform	ND ug/L		5.0	2.5	1		10/07/13 17:22	67-66-3	
Chloromethane	ND ug/L		5.0	2.5	1		10/07/13 17:22	74-87-3	
Dibromochloromethane	ND ug/L		5.0	2.5	1		10/07/13 17:22	124-48-1	
1,1-Dichloroethane	ND ug/L		5.0	2.5	1		10/07/13 17:22	75-34-3	
1,2-Dichloroethane	ND ug/L		5.0	1.0	1		10/07/13 17:22	107-06-2	
1,1-Dichloroethene	ND ug/L		5.0	2.5	1		10/07/13 17:22	75-35-4	
cis-1,2-Dichloroethene	ND ug/L		5.0	2.5	1		10/07/13 17:22	156-59-2	
trans-1,2-Dichloroethene	ND ug/L		5.0	2.5	1		10/07/13 17:22	156-60-5	
1,2-Dichloropropane	ND ug/L		5.0	2.5	1		10/07/13 17:22	78-87-5	
cis-1,3-Dichloropropene	ND ug/L		5.0	2.5	1		10/07/13 17:22	10061-01-5	
trans-1,3-Dichloropropene	ND ug/L		5.0	2.5	1		10/07/13 17:22	10061-02-6	
Ethylbenzene	ND ug/L		5.0	2.5	1		10/08/13 14:37	100-41-4	
2-Hexanone	ND ug/L		25.0	12.0	1		10/07/13 17:22	591-78-6	
Methylene Chloride	ND ug/L		5.0	2.5	1		10/07/13 17:22	75-09-2	
4-Methyl-2-pentanone (MIBK)	ND ug/L		25.0	12.0	1		10/07/13 17:22	108-10-1	
Methyl-tert-butyl ether	ND ug/L		4.0	2.0	1		10/07/13 17:22	1634-04-4	
Styrene	ND ug/L		5.0	2.5	1		10/07/13 17:22	100-42-5	
1,1,2,2-Tetrachloroethane	ND ug/L		5.0	2.5	1		10/07/13 17:22	79-34-5	
Tetrachloroethene	ND ug/L		5.0	1.0	1		10/07/13 17:22	127-18-4	
Toluene	ND ug/L		5.0	2.5	1		10/07/13 17:22	108-88-3	
1,1,1-Trichloroethane	ND ug/L		5.0	2.5	1		10/07/13 17:22	71-55-6	
1,1,2-Trichloroethane	ND ug/L		5.0	2.5	1		10/07/13 17:22	79-00-5	
Trichloroethene	ND ug/L		5.0	1.0	1		10/07/13 17:22	79-01-6	
Vinyl chloride	ND ug/L		2.0	1.0	1		10/07/13 17:22	75-01-4	
Xylene (Total)	ND ug/L		10.0	5.0	1		10/08/13 14:37	1330-20-7	
Surrogates									
Dibromofluoromethane (S)	99 %.		79-116		1		10/07/13 17:22	1868-53-7	
4-Bromofluorobenzene (S)	102 %.		80-114		1		10/07/13 17:22	460-00-4	
Toluene-d8 (S)	101 %.		81-110		1		10/07/13 17:22	2037-26-5	

REPORT OF LABORATORY ANALYSIS

This report shall not be reproduced, except in full,
without the written consent of Pace Analytical Services, Inc..

ANALYTICAL RESULTS

Project: Hoxsey Property 01104.020.006

Pace Project No.: 5087387

Sample: IMW-101-092513 **Lab ID: 5087387011** Collected: 09/25/13 11:26 Received: 09/26/13 09:30 Matrix: Water

Parameters	Results	Units	Report			Prepared	Analyzed	CAS No.	Qual
			Limit	MDL	DF				
8260 MSV Analytical Method: EPA 8260									
Acetone	ND	ug/L	100	50.0	1		10/09/13 18:58	67-64-1	
Benzene	509	ug/L	100	20.0	20		10/09/13 19:31	71-43-2	
Bromodichloromethane	ND	ug/L	5.0	2.5	1		10/09/13 18:58	75-27-4	
Bromoform	ND	ug/L	5.0	2.5	1		10/09/13 18:58	75-25-2	
Bromomethane	ND	ug/L	5.0	2.5	1		10/09/13 18:58	74-83-9	
2-Butanone (MEK)	ND	ug/L	25.0	12.0	1		10/09/13 18:58	78-93-3	
Carbon disulfide	ND	ug/L	10.0	5.0	1		10/09/13 18:58	75-15-0	
Carbon tetrachloride	ND	ug/L	5.0	2.5	1		10/09/13 18:58	56-23-5	
Chlorobenzene	ND	ug/L	5.0	2.5	1		10/09/13 18:58	108-90-7	
Chloroethane	ND	ug/L	5.0	5.0	1		10/09/13 18:58	75-00-3	
Chloroform	ND	ug/L	5.0	2.5	1		10/09/13 18:58	67-66-3	
Chloromethane	ND	ug/L	5.0	2.5	1		10/09/13 18:58	74-87-3	
Dibromochloromethane	ND	ug/L	5.0	2.5	1		10/09/13 18:58	124-48-1	
1,1-Dichloroethane	ND	ug/L	5.0	2.5	1		10/09/13 18:58	75-34-3	
1,2-Dichloroethane	ND	ug/L	5.0	1.0	1		10/09/13 18:58	107-06-2	
1,1-Dichloroethene	ND	ug/L	5.0	2.5	1		10/09/13 18:58	75-35-4	
cis-1,2-Dichloroethene	ND	ug/L	5.0	2.5	1		10/09/13 18:58	156-59-2	
trans-1,2-Dichloroethene	ND	ug/L	5.0	2.5	1		10/09/13 18:58	156-60-5	
1,2-Dichloropropane	ND	ug/L	5.0	2.5	1		10/09/13 18:58	78-87-5	
cis-1,3-Dichloropropene	ND	ug/L	5.0	2.5	1		10/09/13 18:58	10061-01-5	
trans-1,3-Dichloropropene	ND	ug/L	5.0	2.5	1		10/09/13 18:58	10061-02-6	
Ethylbenzene	3990	ug/L	100	50.0	20		10/09/13 19:31	100-41-4	
2-Hexanone	ND	ug/L	25.0	12.0	1		10/09/13 18:58	591-78-6	
Methylene Chloride	ND	ug/L	5.0	2.5	1		10/09/13 18:58	75-09-2	
4-Methyl-2-pentanone (MIBK)	ND	ug/L	25.0	12.0	1		10/09/13 18:58	108-10-1	
Methyl-tert-butyl ether	ND	ug/L	4.0	4.0	1		10/09/13 18:58	1634-04-4	
Styrene	101	ug/L	5.0	2.5	1		10/09/13 18:58	100-42-5	
1,1,2,2-Tetrachloroethane	ND	ug/L	5.0	2.5	1		10/09/13 18:58	79-34-5	
Tetrachloroethene	ND	ug/L	5.0	1.0	1		10/09/13 18:58	127-18-4	
Toluene	6660	ug/L	1000	500	200		10/10/13 15:40	108-88-3	H5
1,1,1-Trichloroethane	ND	ug/L	5.0	2.5	1		10/09/13 18:58	71-55-6	
1,1,2-Trichloroethane	ND	ug/L	5.0	2.5	1		10/09/13 18:58	79-00-5	
Trichloroethene	ND	ug/L	5.0	1.0	1		10/09/13 18:58	79-01-6	
Vinyl chloride	ND	ug/L	2.0	1.0	1		10/09/13 18:58	75-01-4	
Xylene (Total)	15900	ug/L	200	100	20		10/09/13 19:31	1330-20-7	
Surrogates									
Dibromofluoromethane (S)	80 %		79-116		1		10/09/13 18:58	1868-53-7	
4-Bromofluorobenzene (S)	115 %		80-114		1		10/09/13 18:58	460-00-4	S5
Toluene-d8 (S)	106 %		81-110		1		10/09/13 18:58	2037-26-5	

REPORT OF LABORATORY ANALYSIS

This report shall not be reproduced, except in full,
without the written consent of Pace Analytical Services, Inc..

ANALYTICAL RESULTS

Project: Hoxsey Property 01104.020.006

Pace Project No.: 5087387

Sample: EB-2-092513 **Lab ID: 5087387012** Collected: 09/25/13 11:50 Received: 09/26/13 09:30 Matrix: Water

Parameters	Results	Units	Report			Prepared	Analyzed	CAS No.	Qual
			Limit	MDL	DF				
8260 MSV Analytical Method: EPA 8260									
Acetone	ND	ug/L	100	50.0	1		10/09/13 18:25	67-64-1	
Benzene	ND	ug/L	5.0	1.0	1		10/09/13 18:25	71-43-2	
Bromodichloromethane	ND	ug/L	5.0	2.5	1		10/09/13 18:25	75-27-4	
Bromoform	ND	ug/L	5.0	2.5	1		10/09/13 18:25	75-25-2	
Bromomethane	ND	ug/L	5.0	2.5	1		10/09/13 18:25	74-83-9	
2-Butanone (MEK)	ND	ug/L	25.0	12.0	1		10/09/13 18:25	78-93-3	
Carbon disulfide	ND	ug/L	10.0	5.0	1		10/09/13 18:25	75-15-0	
Carbon tetrachloride	ND	ug/L	5.0	2.5	1		10/09/13 18:25	56-23-5	
Chlorobenzene	ND	ug/L	5.0	2.5	1		10/09/13 18:25	108-90-7	
Chloroethane	ND	ug/L	5.0	5.0	1		10/09/13 18:25	75-00-3	
Chloroform	ND	ug/L	5.0	2.5	1		10/09/13 18:25	67-66-3	
Chloromethane	ND	ug/L	5.0	2.5	1		10/09/13 18:25	74-87-3	
Dibromochloromethane	ND	ug/L	5.0	2.5	1		10/09/13 18:25	124-48-1	
1,1-Dichloroethane	ND	ug/L	5.0	2.5	1		10/09/13 18:25	75-34-3	
1,2-Dichloroethane	ND	ug/L	5.0	1.0	1		10/09/13 18:25	107-06-2	
1,1-Dichloroethene	ND	ug/L	5.0	2.5	1		10/09/13 18:25	75-35-4	
cis-1,2-Dichloroethene	ND	ug/L	5.0	2.5	1		10/09/13 18:25	156-59-2	
trans-1,2-Dichloroethene	ND	ug/L	5.0	2.5	1		10/09/13 18:25	156-60-5	
1,2-Dichloropropane	ND	ug/L	5.0	2.5	1		10/09/13 18:25	78-87-5	
cis-1,3-Dichloropropene	ND	ug/L	5.0	2.5	1		10/09/13 18:25	10061-01-5	
trans-1,3-Dichloropropene	ND	ug/L	5.0	2.5	1		10/09/13 18:25	10061-02-6	
Ethylbenzene	32.4	ug/L	5.0	2.5	1		10/09/13 18:25	100-41-4	
2-Hexanone	ND	ug/L	25.0	12.0	1		10/09/13 18:25	591-78-6	
Methylene Chloride	ND	ug/L	5.0	2.5	1		10/09/13 18:25	75-09-2	
4-Methyl-2-pentanone (MIBK)	ND	ug/L	25.0	12.0	1		10/09/13 18:25	108-10-1	
Methyl-tert-butyl ether	ND	ug/L	4.0	4.0	1		10/09/13 18:25	1634-04-4	
Styrene	ND	ug/L	5.0	2.5	1		10/09/13 18:25	100-42-5	
1,1,2,2-Tetrachloroethane	ND	ug/L	5.0	2.5	1		10/09/13 18:25	79-34-5	
Tetrachloroethene	ND	ug/L	5.0	1.0	1		10/09/13 18:25	127-18-4	
Toluene	26.3	ug/L	5.0	2.5	1		10/09/13 18:25	108-88-3	
1,1,1-Trichloroethane	ND	ug/L	5.0	2.5	1		10/09/13 18:25	71-55-6	
1,1,2-Trichloroethane	ND	ug/L	5.0	2.5	1		10/09/13 18:25	79-00-5	
Trichloroethene	ND	ug/L	5.0	1.0	1		10/09/13 18:25	79-01-6	
Vinyl chloride	ND	ug/L	2.0	1.0	1		10/09/13 18:25	75-01-4	
Xylene (Total)	136	ug/L	10.0	5.0	1		10/09/13 18:25	1330-20-7	
Surrogates									
Dibromofluoromethane (S)	88 %		79-116		1		10/09/13 18:25	1868-53-7	
4-Bromofluorobenzene (S)	105 %		80-114		1		10/09/13 18:25	460-00-4	
Toluene-d8 (S)	102 %		81-110		1		10/09/13 18:25	2037-26-5	

REPORT OF LABORATORY ANALYSIS

This report shall not be reproduced, except in full,
without the written consent of Pace Analytical Services, Inc..

QUALITY CONTROL DATA

Project: Hoxsey Property 01104.020.006
Pace Project No.: 5087387

QC Batch: MERP/4948 Analysis Method: EPA 7470
QC Batch Method: EPA 7470 Analysis Description: 7470 Mercury TCLP
Associated Lab Samples: 5087387001

METHOD BLANK: 990249 Matrix: Water
Associated Lab Samples: 5087387001

Parameter	Units	Blank Result	Reporting Limit	Analyzed	Qualifiers
Mercury	mg/L	ND	0.00067	10/04/13 10:41	

LABORATORY CONTROL SAMPLE: 990250

Parameter	Units	Spike Conc.	LCS Result	LCS % Rec	% Rec Limits	Qualifiers
Mercury	mg/L	.005	0.0048	97	80-120	

MATRIX SPIKE SAMPLE: 990251

Parameter	Units	5087387001 Result	Spike Conc.	MS Result	MS % Rec	% Rec Limits	Qualifiers
Mercury	mg/L	ND	.005	0.0049	98	75-125	

REPORT OF LABORATORY ANALYSIS

This report shall not be reproduced, except in full,
without the written consent of Pace Analytical Services, Inc..

QUALITY CONTROL DATA

Project: Hoxsey Property 01104.020.006
Pace Project No.: 5087387

QC Batch: MPRP/12193 Analysis Method: EPA 6010
QC Batch Method: EPA 3010 Analysis Description: 6010 MET TCLP
Associated Lab Samples: 5087387001

METHOD BLANK: 991175 Matrix: Water

Associated Lab Samples: 5087387001

Parameter	Units	Blank Result	Reporting Limit	Analyzed	Qualifiers
Arsenic	mg/L	ND	0.010	10/04/13 10:04	
Barium	mg/L	ND	0.50	10/04/13 10:04	
Cadmium	mg/L	ND	0.0050	10/04/13 10:04	
Chromium	mg/L	ND	0.010	10/04/13 10:04	
Lead	mg/L	ND	0.010	10/04/13 10:04	
Selenium	mg/L	ND	0.010	10/04/13 10:04	
Silver	mg/L	ND	0.050	10/04/13 10:04	

LABORATORY CONTROL SAMPLE: 991176

Parameter	Units	Spike Conc.	LCS Result	LCS % Rec	% Rec Limits	Qualifiers
Arsenic	mg/L	1	1.0	100	80-120	
Barium	mg/L	1	1.0	102	80-120	
Cadmium	mg/L	1	0.98	98	80-120	
Chromium	mg/L	1	1.0	102	80-120	
Lead	mg/L	1	0.96	96	80-120	
Selenium	mg/L	1	0.98	98	80-120	
Silver	mg/L	.5	0.48	97	80-120	

MATRIX SPIKE SAMPLE: 991177

Parameter	Units	5087387001 Result	Spike Conc.	MS Result	MS % Rec	% Rec Limits	Qualifiers
Arsenic	mg/L	ND	1	1.1	106	50-150	
Barium	mg/L	2.7	1	4.3	164	50-150 M0	
Cadmium	mg/L	ND	1	1.0	104	50-150	
Chromium	mg/L	ND	1	1.1	107	50-150	
Lead	mg/L	ND	1	1.0	100	50-150	
Selenium	mg/L	ND	1	1.0	104	50-150	
Silver	mg/L	ND	.5	0.44	89	50-150	

REPORT OF LABORATORY ANALYSIS

This report shall not be reproduced, except in full,
without the written consent of Pace Analytical Services, Inc..

QUALITY CONTROL DATA

Project: Hoxsey Property 01104.020.006

Pace Project No.: 5087387

QC Batch: MPRP/12177 Analysis Method: EPA 6010
 QC Batch Method: EPA 3010 Analysis Description: 6010 MET
 Associated Lab Samples: 5087387002, 5087387003, 5087387004, 5087387005, 5087387006, 5087387008

METHOD BLANK: 989614 Matrix: Water
 Associated Lab Samples: 5087387002, 5087387003, 5087387004, 5087387005, 5087387006, 5087387008

Parameter	Units	Blank Result	Reporting Limit	Analyzed	Qualifiers
Lead	ug/L	ND	10.0	10/03/13 09:45	

LABORATORY CONTROL SAMPLE: 989615

Parameter	Units	Spike Conc.	LCS Result	LCS % Rec	% Rec Limits	Qualifiers
Lead	ug/L	1000	958	96	80-120	

MATRIX SPIKE & MATRIX SPIKE DUPLICATE: 989616 989617

Parameter	Units	5087387006		MS Spike Conc.	MSD Spike Conc.	MS Result	MSD Result	MS % Rec	MSD % Rec	% Rec Limits	RPD	Max RPD	Qual
		Result	Conc.										
Lead	ug/L	ND	1000	1000	942	944	94	94	75-125	0	20		

MATRIX SPIKE & MATRIX SPIKE DUPLICATE: 989618 989619

Parameter	Units	5087559003		MS Spike Conc.	MSD Spike Conc.	MS Result	MSD Result	MS % Rec	MSD % Rec	% Rec Limits	RPD	Max RPD	Qual
		Result	Conc.										
Lead	ug/L	ND	1000	1000	942	946	94	94	75-125	0	20		

REPORT OF LABORATORY ANALYSIS

This report shall not be reproduced, except in full,
 without the written consent of Pace Analytical Services, Inc..

QUALITY CONTROL DATA

Project: Hoxsey Property 01104.020.006
Pace Project No.: 5087387

QC Batch: MSV/58109 Analysis Method: EPA 8260
QC Batch Method: EPA 8260 Analysis Description: 8260 MSV TCLP
Associated Lab Samples: 5087387001

METHOD BLANK: 995187 Matrix: Water

Associated Lab Samples: 5087387001

Parameter	Units	Blank Result	Reporting Limit	Analyzed	Qualifiers
1,1-Dichloroethene	ug/L	ND	50.0	10/11/13 02:45	
1,2-Dichloroethane	ug/L	ND	50.0	10/11/13 02:45	
2-Butanone (MEK)	ug/L	ND	1000	10/11/13 02:45	
Benzene	ug/L	ND	50.0	10/11/13 02:45	
Carbon tetrachloride	ug/L	ND	50.0	10/11/13 02:45	
Chlorobenzene	ug/L	ND	50.0	10/11/13 02:45	
Chloroform	ug/L	ND	50.0	10/11/13 02:45	
Tetrachloroethene	ug/L	ND	50.0	10/11/13 02:45	
Trichloroethene	ug/L	ND	50.0	10/11/13 02:45	
Vinyl chloride	ug/L	ND	20.0	10/11/13 02:45	
4-Bromofluorobenzene (S)	%	96	80-114	10/11/13 02:45	
Dibromofluoromethane (S)	%	94	79-116	10/11/13 02:45	
Toluene-d8 (S)	%	103	81-110	10/11/13 02:45	

LABORATORY CONTROL SAMPLE: 995188

Parameter	Units	Spike Conc.	LCS Result	LCS % Rec	% Rec Limits	Qualifiers
1,1-Dichloroethene	ug/L	500	588	118	68-127	
1,2-Dichloroethane	ug/L	500	453	91	75-128	
2-Butanone (MEK)	ug/L	2500	2530	101	58-139	
Benzene	ug/L	500	416	83	74-122	
Carbon tetrachloride	ug/L	500	377	75	56-137	
Chlorobenzene	ug/L	500	435	87	78-123	
Chloroform	ug/L	500	416	83	78-126	
Tetrachloroethene	ug/L	500	425	85	69-130	
Trichloroethene	ug/L	500	398	80	76-126	
Vinyl chloride	ug/L	500	436	87	59-126	
4-Bromofluorobenzene (S)	%			98	80-114	
Dibromofluoromethane (S)	%			96	79-116	
Toluene-d8 (S)	%			102	81-110	

MATRIX SPIKE SAMPLE: 995189

Parameter	Units	5087387001 Result	Spike Conc.	MS Result	MS % Rec	% Rec Limits	Qualifiers
1,1-Dichloroethene	ug/L	ND	500	550	110	55-145	
1,2-Dichloroethane	ug/L	ND	500	458	92	62-138	
2-Butanone (MEK)	ug/L	ND	2500	3430	137	37-156	
Benzene	ug/L	801	500	1220	83	62-129	
Carbon tetrachloride	ug/L	ND	500	363	73	46-142	
Chlorobenzene	ug/L	ND	500	444	89	49-136	

REPORT OF LABORATORY ANALYSIS

This report shall not be reproduced, except in full,
without the written consent of Pace Analytical Services, Inc..

QUALITY CONTROL DATA

Project: Hoxsey Property 01104.020.006

Pace Project No.: 5087387

MATRIX SPIKE SAMPLE:		995189							
Parameter	Units	5087387001 Result	Spike Conc.	MS Result	MS % Rec	% Rec Limits	Qualifiers		
Chloroform	ug/L	ND	500	428	86	54-150			
Tetrachloroethene	ug/L	ND	500	450	90	33-151			
Trichloroethene	ug/L	ND	500	422	84	50-143			
Vinyl chloride	ug/L	ND	500	458	92	44-145			
4-Bromofluorobenzene (S)	%.				97	80-114			
Dibromofluoromethane (S)	%.				97	79-116			
Toluene-d8 (S)	%.				104	81-110			

MATRIX SPIKE SAMPLE:		995190							
Parameter	Units	5087617001 Result	Spike Conc.	MS Result	MS % Rec	% Rec Limits	Qualifiers		
1,1-Dichloroethene	ug/L	ND	500	610	122	55-145			
1,2-Dichloroethane	ug/L	ND	500	428	86	62-138			
2-Butanone (MEK)	ug/L	ND	2500	3590	143	37-156			
Benzene	ug/L	ND	500	427	81	62-129			
Carbon tetrachloride	ug/L	ND	500	340	68	46-142			
Chlorobenzene	ug/L	ND	500	434	87	49-136			
Chloroform	ug/L	ND	500	410	82	54-150			
Tetrachloroethene	ug/L	ND	500	429	86	33-151			
Trichloroethene	ug/L	ND	500	403	79	50-143			
Vinyl chloride	ug/L	ND	500	447	89	44-145			
4-Bromofluorobenzene (S)	%.				98	80-114			
Dibromofluoromethane (S)	%.				95	79-116			
Toluene-d8 (S)	%.				102	81-110			

MATRIX SPIKE SAMPLE:		995191							
Parameter	Units	5087621001 Result	Spike Conc.	MS Result	MS % Rec	% Rec Limits	Qualifiers		
1,1-Dichloroethene	ug/L	ND	500	684	137	55-145			
1,2-Dichloroethane	ug/L	ND	500	444	89	62-138			
2-Butanone (MEK)	ug/L	ND	2500	2400	96	37-156			
Benzene	ug/L	ND	500	422	84	62-129			
Carbon tetrachloride	ug/L	ND	500	361	72	46-142			
Chlorobenzene	ug/L	ND	500	448	90	49-136			
Chloroform	ug/L	ND	500	421	84	54-150			
Tetrachloroethene	ug/L	ND	500	446	89	33-151			
Trichloroethene	ug/L	ND	500	411	82	50-143			
Vinyl chloride	ug/L	ND	500	463	93	44-145			
4-Bromofluorobenzene (S)	%.				98	80-114			
Dibromofluoromethane (S)	%.				95	79-116			
Toluene-d8 (S)	%.				103	81-110			

REPORT OF LABORATORY ANALYSIS

This report shall not be reproduced, except in full,
without the written consent of Pace Analytical Services, Inc..

QUALITY CONTROL DATA

Project: Hoxsey Property 01104.020.006

Pace Project No.: 5087387

MATRIX SPIKE SAMPLE:		995192						
Parameter	Units	5087712001 Result	Spike Conc.	MS Result	MS % Rec	% Rec Limits	Qualifiers	
1,1-Dichloroethene	ug/L	ND	500	676	135	55-145		
1,2-Dichloroethane	ug/L	ND	500	439	88	62-138		
2-Butanone (MEK)	ug/L	ND	2500	2400	96	37-156		
Benzene	ug/L	ND	500	430	86	62-129		
Carbon tetrachloride	ug/L	ND	500	358	72	46-142		
Chlorobenzene	ug/L	ND	500	450	90	49-136		
Chloroform	ug/L	ND	500	425	85	54-150		
Tetrachloroethene	ug/L	ND	500	464	93	33-151		
Trichloroethene	ug/L	ND	500	417	83	50-143		
Vinyl chloride	ug/L	ND	500	439	88	44-145		
4-Bromofluorobenzene (S)	%.				99	80-114		
Dibromofluoromethane (S)	%.				95	79-116		
Toluene-d8 (S)	%.				103	81-110		

MATRIX SPIKE SAMPLE:		995193						
Parameter	Units	5087544030 Result	Spike Conc.	MS Result	MS % Rec	% Rec Limits	Qualifiers	
1,1-Dichloroethene	ug/L	ND	500	676	135	55-145		
1,2-Dichloroethane	ug/L	ND	500	447	89	62-138		
2-Butanone (MEK)	ug/L	ND	2500	3080	123	37-156		
Benzene	ug/L	229	500	651	84	62-129		
Carbon tetrachloride	ug/L	ND	500	350	70	46-142		
Chlorobenzene	ug/L	ND	500	443	89	49-136		
Chloroform	ug/L	ND	500	422	84	54-150		
Tetrachloroethene	ug/L	ND	500	449	90	33-151		
Trichloroethene	ug/L	ND	500	414	83	50-143		
Vinyl chloride	ug/L	ND	500	465	93	44-145		
4-Bromofluorobenzene (S)	%.				98	80-114		
Dibromofluoromethane (S)	%.				95	79-116		
Toluene-d8 (S)	%.				100	81-110		

MATRIX SPIKE SAMPLE:		995195						
Parameter	Units	5088077001 Result	Spike Conc.	MS Result	MS % Rec	% Rec Limits	Qualifiers	
1,1-Dichloroethene	ug/L	ND	500	491	98	55-145		
1,2-Dichloroethane	ug/L	ND	500	460	92	62-138		
2-Butanone (MEK)	ug/L	ND	2500	2540	102	37-156		
Benzene	ug/L	503	500	948	89	62-129		
Carbon tetrachloride	ug/L	ND	500	362	72	46-142		
Chlorobenzene	ug/L	ND	500	442	88	49-136		
Chloroform	ug/L	ND	500	425	85	54-150		
Tetrachloroethene	ug/L	ND	500	438	88	33-151		
Trichloroethene	ug/L	ND	500	410	82	50-143		
Vinyl chloride	ug/L	ND	500	473	95	44-145		
4-Bromofluorobenzene (S)	%.				99	80-114		

REPORT OF LABORATORY ANALYSIS

This report shall not be reproduced, except in full,
without the written consent of Pace Analytical Services, Inc..

QUALITY CONTROL DATA

Project: Hoxsey Property 01104.020.006

Pace Project No.: 5087387

MATRIX SPIKE SAMPLE:		995195					
Parameter	Units	5088077001 Result	Spike Conc.	MS Result	MS % Rec	% Rec Limits	Qualifiers
Dibromofluoromethane (S)	%.				97	79-116	
Toluene-d8 (S)	%.				106	81-110	

REPORT OF LABORATORY ANALYSIS

This report shall not be reproduced, except in full,
without the written consent of Pace Analytical Services, Inc..

QUALITY CONTROL DATA

Project: Hoxsey Property 01104.020.006

Pace Project No.: 5087387

QC Batch: MSV/57970 Analysis Method: EPA 8260
 QC Batch Method: EPA 8260 Analysis Description: 8260 MSV
 Associated Lab Samples: 5087387006, 5087387007

METHOD BLANK: 992897 Matrix: Water

Associated Lab Samples: 5087387006, 5087387007

Parameter	Units	Blank Result	Reporting Limit	Analyzed	Qualifiers
1,1,1-Trichloroethane	ug/L	ND	5.0	10/07/13 13:04	
1,1,2,2-Tetrachloroethane	ug/L	ND	5.0	10/07/13 13:04	
1,1,2-Trichloroethane	ug/L	ND	5.0	10/07/13 13:04	
1,1-Dichloroethane	ug/L	ND	5.0	10/07/13 13:04	
1,1-Dichloroethene	ug/L	ND	5.0	10/07/13 13:04	
1,2-Dichloroethane	ug/L	ND	5.0	10/07/13 13:04	
1,2-Dichloropropane	ug/L	ND	5.0	10/07/13 13:04	
2-Butanone (MEK)	ug/L	ND	25.0	10/07/13 13:04	
2-Hexanone	ug/L	ND	25.0	10/07/13 13:04	
4-Methyl-2-pentanone (MIBK)	ug/L	ND	25.0	10/07/13 13:04	
Acetone	ug/L	ND	100	10/07/13 13:04	
Benzene	ug/L	ND	5.0	10/07/13 13:04	
Bromodichloromethane	ug/L	ND	5.0	10/07/13 13:04	
Bromoform	ug/L	ND	5.0	10/07/13 13:04	
Bromomethane	ug/L	ND	5.0	10/07/13 13:04	
Carbon disulfide	ug/L	ND	10.0	10/07/13 13:04	
Carbon tetrachloride	ug/L	ND	5.0	10/07/13 13:04	
Chlorobenzene	ug/L	ND	5.0	10/07/13 13:04	
Chloroethane	ug/L	ND	5.0	10/07/13 13:04	
Chloroform	ug/L	ND	5.0	10/07/13 13:04	
Chloromethane	ug/L	ND	5.0	10/07/13 13:04	
cis-1,2-Dichloroethene	ug/L	ND	5.0	10/07/13 13:04	
cis-1,3-Dichloropropene	ug/L	ND	5.0	10/07/13 13:04	
Dibromochloromethane	ug/L	ND	5.0	10/07/13 13:04	
Ethylbenzene	ug/L	ND	5.0	10/07/13 13:04	
Methyl-tert-butyl ether	ug/L	ND	4.0	10/07/13 13:04	
Methylene Chloride	ug/L	ND	5.0	10/07/13 13:04	
Styrene	ug/L	ND	5.0	10/07/13 13:04	
Tetrachloroethene	ug/L	ND	5.0	10/07/13 13:04	
Toluene	ug/L	ND	5.0	10/07/13 13:04	
trans-1,2-Dichloroethene	ug/L	ND	5.0	10/07/13 13:04	
trans-1,3-Dichloropropene	ug/L	ND	5.0	10/07/13 13:04	
Trichloroethene	ug/L	ND	5.0	10/07/13 13:04	
Vinyl chloride	ug/L	ND	2.0	10/07/13 13:04	
Xylene (Total)	ug/L	ND	10.0	10/07/13 13:04	
4-Bromofluorobenzene (S)	%	100	80-114	10/07/13 13:04	
Dibromofluoromethane (S)	%	95	79-116	10/07/13 13:04	
Toluene-d8 (S)	%	102	81-110	10/07/13 13:04	

REPORT OF LABORATORY ANALYSIS

This report shall not be reproduced, except in full,
without the written consent of Pace Analytical Services, Inc..

QUALITY CONTROL DATA

Project: Hoxsey Property 01104.020.006

Pace Project No.: 5087387

LABORATORY CONTROL SAMPLE: 992898

Parameter	Units	Spike Conc.	LCS Result	LCS % Rec	% Rec Limits	Qualifiers
1,1,1-Trichloroethane	ug/L	50	51.3	103	71-129	
1,1,2,2-Tetrachloroethane	ug/L	50	47.9	96	66-126	
1,1,2-Trichloroethane	ug/L	50	52.8	106	77-130	
1,1-Dichloroethane	ug/L	50	47.4	95	75-130	
1,1-Dichloroethene	ug/L	50	52.8	106	68-127	
1,2-Dichloroethane	ug/L	50	49.3	99	75-128	
1,2-Dichloropropane	ug/L	50	49.4	99	74-121	
2-Butanone (MEK)	ug/L	250	314	126	58-139	
2-Hexanone	ug/L	250	311	124	54-140	
4-Methyl-2-pentanone (MIBK)	ug/L	250	302	121	58-138	
Acetone	ug/L	250	375	150	49-150	
Benzene	ug/L	50	44.7	89	74-122	
Bromodichloromethane	ug/L	50	48.1	96	62-136	
Bromoform	ug/L	50	42.3	85	44-134	
Bromomethane	ug/L	50	40.4	81	22-181	
Carbon disulfide	ug/L	100	101	101	59-132	
Carbon tetrachloride	ug/L	50	44.3	89	56-137	
Chlorobenzene	ug/L	50	44.1	88	78-123	
Chloroethane	ug/L	50	49.7	99	60-144	
Chloroform	ug/L	50	46.6	93	78-126	
Chloromethane	ug/L	50	31.1	62	42-134	
cis-1,2-Dichloroethene	ug/L	50	44.2	88	75-122	
cis-1,3-Dichloropropene	ug/L	50	46.2	92	64-126	
Dibromochloromethane	ug/L	50	44.9	90	58-128	
Ethylbenzene	ug/L	50	43.7	87	66-133	
Methyl-tert-butyl ether	ug/L	100	119	119	69-122	
Methylene Chloride	ug/L	50	55.0	110	68-132	
Styrene	ug/L	50	45.2	90	74-126	
Tetrachloroethene	ug/L	50	44.9	90	69-130	
Toluene	ug/L	50	42.7	85	72-122	
trans-1,2-Dichloroethene	ug/L	50	50.6	101	72-124	
trans-1,3-Dichloropropene	ug/L	50	47.1	94	64-121	
Trichloroethene	ug/L	50	42.8	86	76-126	
Vinyl chloride	ug/L	50	47.3	95	59-126	
Xylene (Total)	ug/L	150	144	96	70-124	
4-Bromofluorobenzene (S)	%			99	80-114	
Dibromofluoromethane (S)	%			101	79-116	
Toluene-d8 (S)	%			99	81-110	

MATRIX SPIKE & MATRIX SPIKE DUPLICATE: 992899 992900

Parameter	Units	MS		MSD		MS Result	MSD Result	MS % Rec	MSD % Rec	% Rec Limits	RPD	Max RPD	Qual
		Spike Conc.	Result	Spike Conc.	Result								
1,1,1-Trichloroethane	ug/L	ND	50	50	12.6	35.4	25	71	60-138	95	20		
1,1,2,2-Tetrachloroethane	ug/L	ND	50	50	13.8	35.8	28	72	55-128	89	20		
1,1,2-Trichloroethane	ug/L	ND	50	50	15.2	39.7	30	79	61-139	89	20		
1,1-Dichloroethane	ug/L	ND	50	50	12.7	35.8	25	72	57-147	95	20		

REPORT OF LABORATORY ANALYSIS

This report shall not be reproduced, except in full,
without the written consent of Pace Analytical Services, Inc..

QUALITY CONTROL DATA

Project: Hoxsey Property 01104.020.006

Pace Project No.: 5087387

Parameter	5087387006		MS		MSD		MS		MSD		% Rec	Limits	RPD	Max RPD	Qual
	Units	Result	Spike Conc.	MS Spike Conc.	MSD Spike Conc.	MS Result	MSD Result	% Rec	MSD % Rec						
1,1-Dichloroethene	ug/L	ND	50	50	13.5	40.4	27	81	55-145	100	20				
1,2-Dichloroethane	ug/L	ND	50	50	14.2	37.0	28	74	62-138	89	20				
1,2-Dichloropropane	ug/L	ND	50	50	14.4	39.4	29	79	59-130	93	20				
2-Butanone (MEK)	ug/L	119	250	250	188	308	28	75	37-156	48	20				
2-Hexanone	ug/L	ND	250	250	81.4	215	33	86	44-143	90	20				
4-Methyl-2-pentanone (MIBK)	ug/L	ND	250	250	85.8	222	34	89	46-144	89	20				
Acetone	ug/L	370	250	250	440	551	28	72	39-156	22	20				
Benzene	ug/L	45.5	50	50	60.0	80.8	29	71	62-129	30	20				
Bromodichloromethane	ug/L	ND	50	50	12.4	33.0	25	66	50-142	91	20				
Bromoform	ug/L	ND	50	50	11.5	25.1	23	50	36-125	74	20				
Bromomethane	ug/L	ND	50	50	11.6	35.8	23	72	13-179	102	20				
Carbon disulfide	ug/L	ND	100	100	29.7	99.8	30	100	45-142	108	20				
Carbon tetrachloride	ug/L	ND	50	50	10.6	27.1	21	54	46-142	88	20				
Chlorobenzene	ug/L	ND	50	50	14.7	36.5	29	73	49-136	85	20				
Chloroethane	ug/L	ND	50	50	14.7	38.5	29	77	47-160	90	20				
Chloroform	ug/L	ND	50	50	13.1	36.0	26	72	54-150	93	20				
Chloromethane	ug/L	ND	50	50	9.1	25.8	18	52	30-148	96	20				
cis-1,2-Dichloroethene	ug/L	ND	50	50	12.6	33.6	25	67	60-135	91	20				
cis-1,3-Dichloropropene	ug/L	ND	50	50	12.0	32.6	24	65	52-123	92	20				
Dibromochloromethane	ug/L	ND	50	50	12.1	29.6	24	59	48-125	84	20				
Ethylbenzene	ug/L	299	50	50	404	412	209	226	28-153	2	20				
Methyl-tert-butyl ether	ug/L	ND	100	100	28.6	80.0	29	80	63-130	95	20				
Methylene Chloride	ug/L	ND	50	50	13.2	37.7	26	75	45-156	96	20				
Styrene	ug/L	ND	50	50	20.2	40.9	40	82	36-139	68	20				
Tetrachloroethene	ug/L	ND	50	50	15.1	38.4	30	77	33-151	87	20				
Toluene	ug/L	142	50	50	162	179	40	73	50-132	10	20				
trans-1,2-Dichloroethene	ug/L	ND	50	50	13.4	40.3	27	81	40-153	100	20				
trans-1,3-Dichloropropene	ug/L	ND	50	50	11.5	30.8	23	62	48-122	92	20				
Trichloroethene	ug/L	ND	50	50	13.3	36.2	27	72	50-143	92	20				
Vinyl chloride	ug/L	ND	50	50	10.9	30.7	22	61	44-145	95	20				
Xylene (Total)	ug/L	487	150	150	819	887	221	267	29-145	8	20				
4-Bromofluorobenzene (S)	%						98	100	80-114						
Dibromofluoromethane (S)	%						97	97	79-116					1d,3d	
Toluene-d8 (S)	%						101	99	81-110						

REPORT OF LABORATORY ANALYSIS

This report shall not be reproduced, except in full,
without the written consent of Pace Analytical Services, Inc..

QUALITY CONTROL DATA

Project: Hoxsey Property 01104.020.006

Pace Project No.: 5087387

QC Batch: MSV/57972 Analysis Method: EPA 8260
 QC Batch Method: EPA 8260 Analysis Description: 8260 MSV
 Associated Lab Samples: 5087387008, 5087387009, 5087387010

METHOD BLANK: 992907 Matrix: Water

Associated Lab Samples: 5087387008, 5087387009, 5087387010

Parameter	Units	Blank Result	Reporting Limit	Analyzed	Qualifiers
1,1,1-Trichloroethane	ug/L	ND	5.0	10/07/13 12:47	
1,1,2,2-Tetrachloroethane	ug/L	ND	5.0	10/07/13 12:47	
1,1,2-Trichloroethane	ug/L	ND	5.0	10/07/13 12:47	
1,1-Dichloroethane	ug/L	ND	5.0	10/07/13 12:47	
1,1-Dichloroethene	ug/L	ND	5.0	10/07/13 12:47	
1,2-Dichloroethane	ug/L	ND	5.0	10/07/13 12:47	
1,2-Dichloropropane	ug/L	ND	5.0	10/07/13 12:47	
2-Butanone (MEK)	ug/L	ND	25.0	10/07/13 12:47	
2-Hexanone	ug/L	ND	25.0	10/07/13 12:47	
4-Methyl-2-pentanone (MIBK)	ug/L	ND	25.0	10/07/13 12:47	
Acetone	ug/L	ND	100	10/07/13 12:47	
Benzene	ug/L	ND	5.0	10/07/13 12:47	
Bromodichloromethane	ug/L	ND	5.0	10/07/13 12:47	
Bromoform	ug/L	ND	5.0	10/07/13 12:47	
Bromomethane	ug/L	ND	5.0	10/07/13 12:47	
Carbon disulfide	ug/L	ND	10.0	10/07/13 12:47	
Carbon tetrachloride	ug/L	ND	5.0	10/07/13 12:47	
Chlorobenzene	ug/L	ND	5.0	10/07/13 12:47	
Chloroethane	ug/L	ND	5.0	10/07/13 12:47	
Chloroform	ug/L	ND	5.0	10/07/13 12:47	
Chloromethane	ug/L	ND	5.0	10/07/13 12:47	
cis-1,2-Dichloroethene	ug/L	ND	5.0	10/07/13 12:47	
cis-1,3-Dichloropropene	ug/L	ND	5.0	10/07/13 12:47	
Dibromochloromethane	ug/L	ND	5.0	10/07/13 12:47	
Ethylbenzene	ug/L	ND	5.0	10/07/13 12:47	
Methyl-tert-butyl ether	ug/L	ND	4.0	10/07/13 12:47	
Methylene Chloride	ug/L	ND	5.0	10/07/13 12:47	
Styrene	ug/L	ND	5.0	10/07/13 12:47	
Tetrachloroethene	ug/L	ND	5.0	10/07/13 12:47	
Toluene	ug/L	ND	5.0	10/07/13 12:47	
trans-1,2-Dichloroethene	ug/L	ND	5.0	10/07/13 12:47	
trans-1,3-Dichloropropene	ug/L	ND	5.0	10/07/13 12:47	
Trichloroethene	ug/L	ND	5.0	10/07/13 12:47	
Vinyl chloride	ug/L	ND	2.0	10/07/13 12:47	
Xylene (Total)	ug/L	ND	10.0	10/07/13 12:47	
4-Bromofluorobenzene (S)	%	102	80-114	10/07/13 12:47	
Dibromofluoromethane (S)	%	101	79-116	10/07/13 12:47	
Toluene-d8 (S)	%	100	81-110	10/07/13 12:47	

REPORT OF LABORATORY ANALYSIS

This report shall not be reproduced, except in full,
without the written consent of Pace Analytical Services, Inc..

QUALITY CONTROL DATA

Project: Hoxsey Property 01104.020.006

Pace Project No.: 5087387

LABORATORY CONTROL SAMPLE: 992908

Parameter	Units	Spike Conc.	LCS Result	LCS % Rec	% Rec Limits	Qualifiers
1,1,1-Trichloroethane	ug/L	50	53.8	108	71-129	
1,1,2,2-Tetrachloroethane	ug/L	50	47.8	96	66-126	
1,1,2-Trichloroethane	ug/L	50	47.7	95	77-130	
1,1-Dichloroethane	ug/L	50	52.0	104	75-130	
1,1-Dichloroethene	ug/L	50	51.6	103	68-127	
1,2-Dichloroethane	ug/L	50	50.2	100	75-128	
1,2-Dichloropropane	ug/L	50	55.5	111	74-121	
2-Butanone (MEK)	ug/L	250	282	113	58-139	
2-Hexanone	ug/L	250	271	108	54-140	
4-Methyl-2-pentanone (MIBK)	ug/L	250	264	106	58-138	
Acetone	ug/L	250	338	135	49-150	
Benzene	ug/L	50	52.0	104	74-122	
Bromodichloromethane	ug/L	50	50.1	100	62-136	
Bromoform	ug/L	50	43.7	87	44-134	
Bromomethane	ug/L	50	70.5	141	22-181	
Carbon disulfide	ug/L	100	114	114	59-132	
Carbon tetrachloride	ug/L	50	46.0	92	56-137	
Chlorobenzene	ug/L	50	44.5	89	78-123	
Chloroethane	ug/L	50	61.7	123	60-144	
Chloroform	ug/L	50	50.5	101	78-126	
Chloromethane	ug/L	50	43.2	86	42-134	
cis-1,2-Dichloroethene	ug/L	50	50.3	101	75-122	
cis-1,3-Dichloropropene	ug/L	50	49.0	98	64-126	
Dibromochloromethane	ug/L	50	46.7	93	58-128	
Ethylbenzene	ug/L	50	46.1	92	66-133	
Methyl-tert-butyl ether	ug/L	100	104	104	69-122	
Methylene Chloride	ug/L	50	56.1	112	68-132	
Styrene	ug/L	50	48.2	96	74-126	
Tetrachloroethene	ug/L	50	45.1	90	69-130	
Toluene	ug/L	50	43.9	88	72-122	
trans-1,2-Dichloroethene	ug/L	50	57.1	114	72-124	
trans-1,3-Dichloropropene	ug/L	50	49.6	99	64-121	
Trichloroethene	ug/L	50	47.6	95	76-126	
Vinyl chloride	ug/L	50	54.5	109	59-126	
Xylene (Total)	ug/L	150	148	99	70-124	
4-Bromofluorobenzene (S)	%			101	80-114	
Dibromofluoromethane (S)	%			105	79-116	
Toluene-d8 (S)	%			101	81-110	

MATRIX SPIKE & MATRIX SPIKE DUPLICATE: 993017

993018

Parameter	Units	MS		MSD		MS Result	MSD Result	MS % Rec	MSD % Rec	% Rec Limits	Max RPD	Qual
		5087455004 Result	Spike Conc.	Spike Conc.	MS Conc.							
1,1,1-Trichloroethane	ug/L	ND	50	50	58.6	49.8	117	100	60-138	16	20	
1,1,2,2-Tetrachloroethane	ug/L	ND	50	50	47.1	40.5	94	81	55-128	15	20	
1,1,2-Trichloroethane	ug/L	ND	50	50	49.1	40.8	98	82	61-139	18	20	
1,1-Dichloroethane	ug/L	ND	50	50	58.5	48.5	117	97	57-147	19	20	

REPORT OF LABORATORY ANALYSIS

This report shall not be reproduced, except in full,
without the written consent of Pace Analytical Services, Inc..

QUALITY CONTROL DATA

Project: Hoxsey Property 01104.020.006

Pace Project No.: 5087387

Parameter	5087455004		MS		MSD		MS		MSD		% Rec	Limits	RPD	Max RPD	Qual
	Units	Result	Spike Conc.	MS Spike Conc.	MSD Spike Conc.	MS Result	MSD Result	% Rec	% Rec						
1,1-Dichloroethene	ug/L	ND	50	50	58.7	47.4	117	95	55-145	21	20				
1,2-Dichloroethane	ug/L	ND	50	50	51.3	43.5	103	87	62-138	16	20				
1,2-Dichloropropane	ug/L	ND	50	50	61.0	50.3	122	101	59-130	19	20				
2-Butanone (MEK)	ug/L	ND	250	250	237	212	95	85	37-156	11	20				
2-Hexanone	ug/L	ND	250	250	251	219	100	88	44-143	14	20				
4-Methyl-2-pentanone (MIBK)	ug/L	ND	250	250	256	222	103	89	46-144	14	20				
Acetone	ug/L	ND	250	250	232	202	93	81	39-156	14	20				
Benzene	ug/L	ND	50	50	57.8	47.5	116	95	62-129	20	20				
Bromodichloromethane	ug/L	ND	50	50	51.2	43.2	102	86	50-142	17	20				
Bromoform	ug/L	ND	50	50	40.1	35.0	80	70	36-125	14	20				
Bromomethane	ug/L	ND	50	50	46.5	40.5	93	81	13-179	14	20				
Carbon disulfide	ug/L	ND	100	100	130	109	130	109	45-142	18	20				
Carbon tetrachloride	ug/L	ND	50	50	48.0	41.2	96	82	46-142	15	20				
Chlorobenzene	ug/L	ND	50	50	49.3	41.3	99	83	49-136	18	20				
Chloroethane	ug/L	ND	50	50	70.9	57.5	142	115	47-160	21	20				
Chloroform	ug/L	ND	50	50	54.9	46.0	110	92	54-150	18	20				
Chloromethane	ug/L	ND	50	50	50.3	40.5	101	81	30-148	22	20				
cis-1,2-Dichloroethene	ug/L	ND	50	50	54.3	45.3	109	91	60-135	18	20				
cis-1,3-Dichloropropene	ug/L	ND	50	50	51.3	43.2	103	86	52-123	17	20				
Dibromochloromethane	ug/L	ND	50	50	46.8	40.1	94	80	48-125	15	20				
Ethylbenzene	ug/L	ND	50	50	52.4	43.4	105	87	28-153	19	20				
Methyl-tert-butyl ether	ug/L	ND	100	100	107	89.7	107	90	63-130	18	20				
Methylene Chloride	ug/L	ND	50	50	52.9	43.0	106	86	45-156	21	20				
Styrene	ug/L	ND	50	50	52.5	44.2	105	88	36-139	17	20				
Tetrachloroethene	ug/L	ND	50	50	50.5	42.0	101	84	33-151	18	20				
Toluene	ug/L	ND	50	50	49.8	42.2	100	84	50-132	17	20				
trans-1,2-Dichloroethene	ug/L	ND	50	50	63.8	51.9	128	104	40-153	20	20				
trans-1,3-Dichloropropene	ug/L	ND	50	50	49.9	41.7	100	83	48-122	18	20				
Trichloroethene	ug/L	ND	50	50	54.3	45.1	109	90	50-143	18	20				
Vinyl chloride	ug/L	ND	50	50	64.8	52.7	130	105	44-145	20	20				
Xylene (Total)	ug/L	ND	150	150	165	138	110	92	29-145	18	20				
4-Bromofluorobenzene (S)	%						101	101	80-114						
Dibromofluoromethane (S)	%						106	104	79-116					2d	
Toluene-d8 (S)	%						100	99	81-110						

REPORT OF LABORATORY ANALYSIS

This report shall not be reproduced, except in full,
without the written consent of Pace Analytical Services, Inc..

QUALITY CONTROL DATA

Project: Hoxsey Property 01104.020.006

Pace Project No.: 5087387

QC Batch: MSV/58061 Analysis Method: EPA 8260
 QC Batch Method: EPA 8260 Analysis Description: 8260 MSV
 Associated Lab Samples: 5087387011, 5087387012

METHOD BLANK: 994320 Matrix: Water

Associated Lab Samples: 5087387011, 5087387012

Parameter	Units	Blank Result	Reporting Limit	Analyzed	Qualifiers
1,1,1-Trichloroethane	ug/L	ND	5.0	10/09/13 14:33	
1,1,2,2-Tetrachloroethane	ug/L	ND	5.0	10/09/13 14:33	
1,1,2-Trichloroethane	ug/L	ND	5.0	10/09/13 14:33	
1,1-Dichloroethane	ug/L	ND	5.0	10/09/13 14:33	
1,1-Dichloroethene	ug/L	ND	5.0	10/09/13 14:33	
1,2-Dichloroethane	ug/L	ND	5.0	10/09/13 14:33	
1,2-Dichloropropane	ug/L	ND	5.0	10/09/13 14:33	
2-Butanone (MEK)	ug/L	ND	25.0	10/09/13 14:33	
2-Hexanone	ug/L	ND	25.0	10/09/13 14:33	
4-Methyl-2-pentanone (MIBK)	ug/L	ND	25.0	10/09/13 14:33	
Acetone	ug/L	ND	100	10/09/13 14:33	
Benzene	ug/L	ND	5.0	10/09/13 14:33	
Bromodichloromethane	ug/L	ND	5.0	10/09/13 14:33	
Bromoform	ug/L	ND	5.0	10/09/13 14:33	
Bromomethane	ug/L	ND	5.0	10/09/13 14:33	
Carbon disulfide	ug/L	ND	10.0	10/09/13 14:33	
Carbon tetrachloride	ug/L	ND	5.0	10/09/13 14:33	
Chlorobenzene	ug/L	ND	5.0	10/09/13 14:33	
Chloroethane	ug/L	ND	5.0	10/09/13 14:33	
Chloroform	ug/L	ND	5.0	10/09/13 14:33	
Chloromethane	ug/L	ND	5.0	10/09/13 14:33	
cis-1,2-Dichloroethene	ug/L	ND	5.0	10/09/13 14:33	
cis-1,3-Dichloropropene	ug/L	ND	5.0	10/09/13 14:33	
Dibromochloromethane	ug/L	ND	5.0	10/09/13 14:33	
Ethylbenzene	ug/L	ND	5.0	10/09/13 14:33	
Methyl-tert-butyl ether	ug/L	ND	4.0	10/09/13 14:33	
Methylene Chloride	ug/L	ND	5.0	10/09/13 14:33	
Styrene	ug/L	ND	5.0	10/09/13 14:33	
Tetrachloroethene	ug/L	ND	5.0	10/09/13 14:33	
Toluene	ug/L	ND	5.0	10/09/13 14:33	
trans-1,2-Dichloroethene	ug/L	ND	5.0	10/09/13 14:33	
trans-1,3-Dichloropropene	ug/L	ND	5.0	10/09/13 14:33	
Trichloroethene	ug/L	ND	5.0	10/09/13 14:33	
Vinyl chloride	ug/L	ND	2.0	10/09/13 14:33	
Xylene (Total)	ug/L	ND	10.0	10/09/13 14:33	
4-Bromofluorobenzene (S)	%	99	80-114	10/09/13 14:33	
Dibromofluoromethane (S)	%	91	79-116	10/09/13 14:33	
Toluene-d8 (S)	%	102	81-110	10/09/13 14:33	

REPORT OF LABORATORY ANALYSIS

This report shall not be reproduced, except in full,
without the written consent of Pace Analytical Services, Inc..

QUALITY CONTROL DATA

Project: Hoxsey Property 01104.020.006

Pace Project No.: 5087387

LABORATORY CONTROL SAMPLE: 994321

Parameter	Units	Spike Conc.	LCS Result	LCS % Rec	% Rec Limits	Qualifiers
1,1,1-Trichloroethane	ug/L	50	45.4	91	71-129	
1,1,2,2-Tetrachloroethane	ug/L	50	56.4	113	66-126	
1,1,2-Trichloroethane	ug/L	50	55.6	111	77-130	
1,1-Dichloroethane	ug/L	50	51.0	102	75-130	
1,1-Dichloroethene	ug/L	50	42.6	85	68-127	
1,2-Dichloroethane	ug/L	50	49.1	98	75-128	
1,2-Dichloropropane	ug/L	50	53.3	107	74-121	
2-Butanone (MEK)	ug/L	250	262	105	58-139	
2-Hexanone	ug/L	250	311	125	54-140	
4-Methyl-2-pentanone (MIBK)	ug/L	250	306	123	58-138	
Acetone	ug/L	250	324	129	49-150	
Benzene	ug/L	50	46.5	93	74-122	
Bromodichloromethane	ug/L	50	48.5	97	62-136	
Bromoform	ug/L	50	39.8	80	44-134	
Bromomethane	ug/L	50	46.3	93	22-181	
Carbon disulfide	ug/L	100	88.5	88	59-132	
Carbon tetrachloride	ug/L	50	42.4	85	56-137	
Chlorobenzene	ug/L	50	48.7	97	78-123	
Chloroethane	ug/L	50	48.4	97	60-144	
Chloroform	ug/L	50	47.6	95	78-126	
Chloromethane	ug/L	50	44.3	89	42-134	
cis-1,2-Dichloroethene	ug/L	50	47.3	95	75-122	
cis-1,3-Dichloropropene	ug/L	50	54.5	109	64-126	
Dibromochloromethane	ug/L	50	41.6	83	58-128	
Ethylbenzene	ug/L	50	49.5	99	66-133	
Methyl-tert-butyl ether	ug/L	100	86.9	87	69-122	
Methylene Chloride	ug/L	50	45.6	91	68-132	
Styrene	ug/L	50	44.8	90	74-126	
Tetrachloroethene	ug/L	50	42.7	85	69-130	
Toluene	ug/L	50	49.9	100	72-122	
trans-1,2-Dichloroethene	ug/L	50	44.6	89	72-124	
trans-1,3-Dichloropropene	ug/L	50	47.5	95	64-121	
Trichloroethene	ug/L	50	45.4	91	76-126	
Vinyl chloride	ug/L	50	47.0	94	59-126	
Xylene (Total)	ug/L	150	153	102	70-124	
4-Bromofluorobenzene (S)	%			106	80-114	
Dibromofluoromethane (S)	%			95	79-116	
Toluene-d8 (S)	%			105	81-110	

MATRIX SPIKE SAMPLE: 994326

Parameter	Units	5087560004 Result	Spike Conc.	MS Result	MS % Rec	% Rec Limits	Qualifiers
1,1,1-Trichloroethane	ug/L	ND	50	53.1	106	60-138	
1,1,2,2-Tetrachloroethane	ug/L	ND	50	61.5	123	55-128	
1,1,2-Trichloroethane	ug/L	ND	50	63.8	128	61-139	
1,1-Dichloroethane	ug/L	ND	50	60.2	120	57-147	
1,1-Dichloroethene	ug/L	ND	50	53.4	107	55-145	

REPORT OF LABORATORY ANALYSIS

This report shall not be reproduced, except in full,
without the written consent of Pace Analytical Services, Inc..

QUALITY CONTROL DATA

Project: Hoxsey Property 01104.020.006

Pace Project No.: 5087387

MATRIX SPIKE SAMPLE:		994326						
Parameter	Units	5087560004 Result	Spike Conc.	MS Result	MS % Rec	% Rec Limits	Qualifiers	
1,2-Dichloroethane	ug/L	ND	50	57.8	116	62-138		
1,2-Dichloropropane	ug/L	ND	50	60.9	122	59-130		
2-Butanone (MEK)	ug/L	ND	250	302	121	37-156		
2-Hexanone	ug/L	ND	250	352	141	44-143		
4-Methyl-2-pentanone (MIBK)	ug/L	ND	250	350	140	46-144		
Acetone	ug/L	ND	250	374	149	39-156		
Benzene	ug/L	ND	50	55.0	110	62-129		
Bromodichloromethane	ug/L	ND	50	55.6	111	50-142		
Bromoform	ug/L	ND	50	41.7	83	36-125		
Bromomethane	ug/L	ND	50	22.7	45	13-179		
Carbon disulfide	ug/L	ND	100	111	111	45-142		
Carbon tetrachloride	ug/L	ND	50	49.2	98	46-142		
Chlorobenzene	ug/L	ND	50	55.2	110	49-136		
Chloroethane	ug/L	ND	50	61.9	124	47-160		
Chloroform	ug/L	ND	50	54.9	110	54-150		
Chloromethane	ug/L	ND	50	52.6	105	30-148		
cis-1,2-Dichloroethene	ug/L	ND	50	54.9	110	60-135		
cis-1,3-Dichloropropene	ug/L	ND	50	60.1	120	52-123		
Dibromochloromethane	ug/L	ND	50	45.9	92	48-125		
Ethylbenzene	ug/L	ND	50	56.6	113	28-153		
Methyl-tert-butyl ether	ug/L	ND	100	102	102	63-130		
Methylene Chloride	ug/L	ND	50	55.8	112	45-156		
Styrene	ug/L	ND	50	51.0	102	36-139		
Tetrachloroethene	ug/L	ND	50	46.7	93	33-151		
Toluene	ug/L	ND	50	56.9	113	50-132		
trans-1,2-Dichloroethene	ug/L	ND	50	53.3	107	40-153		
trans-1,3-Dichloropropene	ug/L	ND	50	52.3	105	48-122		
Trichloroethene	ug/L	ND	50	50.6	101	50-143		
Vinyl chloride	ug/L	ND	50	60.2	120	44-145		
Xylene (Total)	ug/L	ND	150	175	116	29-145		
4-Bromofluorobenzene (S)	%.				107	80-114		
Dibromofluoromethane (S)	%.				97	79-116		
Toluene-d8 (S)	%.				104	81-110		

REPORT OF LABORATORY ANALYSIS

This report shall not be reproduced, except in full,
without the written consent of Pace Analytical Services, Inc..

QUALITY CONTROL DATA

Project: Hoxsey Property 01104.020.006
Pace Project No.: 5087387

QC Batch: OEXT/33970 Analysis Method: EPA 8082
QC Batch Method: EPA 3510 Analysis Description: 8082 GCS PCB Mod
Associated Lab Samples: 5087387001

METHOD BLANK: 986667 Matrix: Water

Associated Lab Samples: 5087387001

Parameter	Units	Blank Result	Reporting Limit	Analyzed	Qualifiers
PCB-1016 (Aroclor 1016)	ug/L	ND	0.50	09/27/13 13:25	
PCB-1221 (Aroclor 1221)	ug/L	ND	0.50	09/27/13 13:25	
PCB-1232 (Aroclor 1232)	ug/L	ND	0.50	09/27/13 13:25	
PCB-1242 (Aroclor 1242)	ug/L	ND	0.50	09/27/13 13:25	
PCB-1248 (Aroclor 1248)	ug/L	ND	0.50	09/27/13 13:25	
PCB-1254 (Aroclor 1254)	ug/L	ND	0.50	09/27/13 13:25	
PCB-1260 (Aroclor 1260)	ug/L	ND	0.50	09/27/13 13:25	
Tetrachloro-m-xylene (S)	%	83	32-115	09/27/13 13:25	

LABORATORY CONTROL SAMPLE: 986668

Parameter	Units	Spike Conc.	LCS Result	LCS % Rec	% Rec Limits	Qualifiers
PCB-1016 (Aroclor 1016)	ug/L	5	4.4	88	50-114	
PCB-1260 (Aroclor 1260)	ug/L	5	4.1	82	44-120	
Tetrachloro-m-xylene (S)	%			82	32-115	

MATRIX SPIKE & MATRIX SPIKE DUPLICATE: 986669 986670

Parameter	Units	5087269014		MSD		MS		MSD		% Rec Limits	RPD	Max RPD	Qual
		Result	MS Spike Conc.	MSD Spike Conc.	MS Result	MSD Result	MS % Rec	MSD % Rec					
PCB-1016 (Aroclor 1016)	ug/L	ND	10	10	6.1	4.9	61	49	41-124	21	20	R1	
PCB-1221 (Aroclor 1221)	ug/L	ND			ND	ND					20		
PCB-1232 (Aroclor 1232)	ug/L	ND			ND	ND					20		
PCB-1242 (Aroclor 1242)	ug/L	ND			ND	ND					20		
PCB-1248 (Aroclor 1248)	ug/L	ND			ND	ND					20		
PCB-1254 (Aroclor 1254)	ug/L	ND			ND	ND					20		
PCB-1260 (Aroclor 1260)	ug/L	ND	10	10	5.2	4.2	52	42	34-127	21	20	R1	
Tetrachloro-m-xylene (S)	%						51	41	32-115		20	R1	

REPORT OF LABORATORY ANALYSIS

This report shall not be reproduced, except in full,
without the written consent of Pace Analytical Services, Inc..

QUALITY CONTROL DATA

Project: Hoxsey Property 01104.020.006

Pace Project No.: 5087387

QC Batch: OEXT/34027 Analysis Method: EPA 8270
 QC Batch Method: EPA 3510 Analysis Description: 8270 TCLP MSSV
 Associated Lab Samples: 5087387001

METHOD BLANK: 989854 Matrix: Water

Associated Lab Samples: 5087387001

Parameter	Units	Blank Result	Reporting Limit	Analyzed	Qualifiers
1,4-Dichlorobenzene	ug/L	ND	10.0	10/06/13 05:14	
2,4,5-Trichlorophenol	ug/L	ND	50.0	10/06/13 05:14	
2,4,6-Trichlorophenol	ug/L	ND	10.0	10/06/13 05:14	
2,4-Dinitrotoluene	ug/L	ND	10.0	10/06/13 05:14	
2-Methylphenol(o-Cresol)	ug/L	ND	10.0	10/06/13 05:14	
3&4-Methylphenol(m&p Cresol)	ug/L	ND	20.0	10/06/13 05:14	
Hexachloro-1,3-butadiene	ug/L	ND	10.0	10/06/13 05:14	
Hexachlorobenzene	ug/L	ND	10.0	10/06/13 05:14	
Hexachloroethane	ug/L	ND	10.0	10/06/13 05:14	
Nitrobenzene	ug/L	ND	10.0	10/06/13 05:14	
Pentachlorophenol	ug/L	ND	50.0	10/06/13 05:14	
Pyridine	ug/L	ND	10.0	10/06/13 05:14	
2,4,6-Tribromophenol (S)	%	94	31-161	10/06/13 05:14	
2-Fluorobiphenyl (S)	%	74	31-118	10/06/13 05:14	
2-Fluorophenol (S)	%	27	10-67	10/06/13 05:14	
Nitrobenzene-d5 (S)	%	81	29-126	10/06/13 05:14	
p-Terphenyl-d14 (S)	%	94	28-129	10/06/13 05:14	
Phenol-d5 (S)	%	14	10-47	10/06/13 05:14	

LABORATORY CONTROL SAMPLE: 989855

Parameter	Units	Spike Conc.	LCS Result	LCS % Rec	% Rec Limits	Qualifiers
1,4-Dichlorobenzene	ug/L	100	67.7	68	29-102	
2,4,5-Trichlorophenol	ug/L	100	75.7	76	42-125	
2,4,6-Trichlorophenol	ug/L	100	80.4	80	44-122	
2,4-Dinitrotoluene	ug/L	100	79.5	80	36-126	
2-Methylphenol(o-Cresol)	ug/L	100	47.0	47	30-85	
3&4-Methylphenol(m&p Cresol)	ug/L	200	78.7	39	22-76	
Hexachloro-1,3-butadiene	ug/L	100	66.1	66	26-102	
Hexachlorobenzene	ug/L	100	84.6	85	36-115	
Hexachloroethane	ug/L	100	65.1	65	24-101	
Nitrobenzene	ug/L	100	60.6	61	36-114	
Pentachlorophenol	ug/L	100	67.7	68	31-125	
Pyridine	ug/L	100	19.7	20	10-41	
2,4,6-Tribromophenol (S)	%			92	31-161	
2-Fluorobiphenyl (S)	%			73	31-118	
2-Fluorophenol (S)	%			25	10-67	
Nitrobenzene-d5 (S)	%			77	29-126	
p-Terphenyl-d14 (S)	%			92	28-129	
Phenol-d5 (S)	%			13	10-47	

REPORT OF LABORATORY ANALYSIS

This report shall not be reproduced, except in full,
without the written consent of Pace Analytical Services, Inc..

QUALITY CONTROL DATA

Project: Hoxsey Property 01104.020.006

Pace Project No.: 5087387

MATRIX SPIKE SAMPLE:		989856						
Parameter	Units	5087387001 Result	Spike Conc.	MS Result	MS % Rec	% Rec Limits	Qualifiers	
1,4-Dichlorobenzene	ug/L	ND	1000	700	70	39-91		
2,4,5-Trichlorophenol	ug/L	ND	1000	762	76	41-125		
2,4,6-Trichlorophenol	ug/L	ND	1000	810	81	42-120		
2,4-Dinitrotoluene	ug/L	ND	1000	789	79	34-124		
2-Methylphenol(o-Cresol)	ug/L	ND	1000	487	47	21-101		
3&4-Methylphenol(m&p Cresol)	ug/L	ND	2000	803	39	10-104		
Hexachloro-1,3-butadiene	ug/L	ND	1000	703	70	36-97		
Hexachlorobenzene	ug/L	ND	1000	813	81	37-115		
Hexachloroethane	ug/L	ND	1000	689	69	31-93		
Nitrobenzene	ug/L	ND	1000	607	61	42-114		
Pentachlorophenol	ug/L	ND	1000	668	67	30-128		
Pyridine	ug/L	ND	1000	132	13	10-46		
2,4,6-Tribromophenol (S)	%				91	31-161		
2-Fluorobiphenyl (S)	%				72	31-118		
2-Fluorophenol (S)	%				25	10-67		
Nitrobenzene-d5 (S)	%				76	29-126		
p-Terphenyl-d14 (S)	%				85	28-129		
Phenol-d5 (S)	%				13	10-47		

MATRIX SPIKE SAMPLE:		989857						
Parameter	Units	5087544030 Result	Spike Conc.	MS Result	MS % Rec	% Rec Limits	Qualifiers	
1,4-Dichlorobenzene	ug/L	ND	1000	679	68	39-91		
2,4,5-Trichlorophenol	ug/L	ND	1000	750	75	41-125		
2,4,6-Trichlorophenol	ug/L	ND	1000	797	80	42-120		
2,4-Dinitrotoluene	ug/L	ND	1000	764	76	34-124		
2-Methylphenol(o-Cresol)	ug/L	ND	1000	499	50	21-101		
3&4-Methylphenol(m&p Cresol)	ug/L	ND	2000	863	43	10-104		
Hexachloro-1,3-butadiene	ug/L	ND	1000	674	67	36-97		
Hexachlorobenzene	ug/L	ND	1000	821	82	37-115		
Hexachloroethane	ug/L	ND	1000	665	67	31-93		
Nitrobenzene	ug/L	ND	1000	610	61	42-114		
Pentachlorophenol	ug/L	ND	1000	666	67	30-128		
Pyridine	ug/L	ND	1000	168	17	10-46		
2,4,6-Tribromophenol (S)	%				89	31-161		
2-Fluorobiphenyl (S)	%				71	31-118		
2-Fluorophenol (S)	%				29	10-67		
Nitrobenzene-d5 (S)	%				74	29-126		
p-Terphenyl-d14 (S)	%				92	28-129		
Phenol-d5 (S)	%				15	10-47		

REPORT OF LABORATORY ANALYSIS

This report shall not be reproduced, except in full,
without the written consent of Pace Analytical Services, Inc..

QUALITY CONTROL DATA

Project: Hoxsey Property 01104.020.006

Pace Project No.: 5087387

QC Batch: OEXT/33991 Analysis Method: EPA 8270 by SIM
QC Batch Method: EPA 3510 Analysis Description: 8270 Water PAH
Associated Lab Samples: 5087387002, 5087387003, 5087387008

METHOD BLANK: 988326 Matrix: Water

Associated Lab Samples: 5087387002, 5087387003, 5087387008

Parameter	Units	Blank Result	Reporting Limit	Analyzed	Qualifiers
2-Methylnaphthalene	ug/L	ND	1.0	09/28/13 17:38	
Acenaphthene	ug/L	ND	1.0	09/28/13 17:38	
Acenaphthylene	ug/L	ND	1.0	09/28/13 17:38	
Anthracene	ug/L	ND	0.10	09/28/13 17:38	
Benzo(a)anthracene	ug/L	ND	0.10	09/28/13 17:38	
Benzo(a)pyrene	ug/L	ND	0.10	09/28/13 17:38	
Benzo(b)fluoranthene	ug/L	ND	0.10	09/28/13 17:38	
Benzo(g,h,i)perylene	ug/L	ND	0.10	09/28/13 17:38	
Benzo(k)fluoranthene	ug/L	ND	0.10	09/28/13 17:38	
Chrysene	ug/L	ND	0.50	09/28/13 17:38	
Dibenz(a,h)anthracene	ug/L	ND	0.10	09/28/13 17:38	
Fluoranthene	ug/L	ND	1.0	09/28/13 17:38	
Fluorene	ug/L	ND	1.0	09/28/13 17:38	
Indeno(1,2,3-cd)pyrene	ug/L	ND	0.10	09/28/13 17:38	
Naphthalene	ug/L	ND	1.0	09/28/13 17:38	
Phenanthrene	ug/L	ND	1.0	09/28/13 17:38	
Pyrene	ug/L	ND	1.0	09/28/13 17:38	
2-Fluorobiphenyl (S)	%	51	21-114	09/28/13 17:38	
p-Terphenyl-d14 (S)	%	53	25-131	09/28/13 17:38	

LABORATORY CONTROL SAMPLE: 988327

Parameter	Units	Spike Conc.	LCS Result	LCS % Rec	% Rec Limits	Qualifiers
2-Methylnaphthalene	ug/L	10	7.1	71	29-110	
Acenaphthene	ug/L	10	7.5	75	39-117	
Acenaphthylene	ug/L	10	8.1	81	40-120	
Anthracene	ug/L	10	8.3	83	48-126	
Benzo(a)anthracene	ug/L	10	9.8	98	51-134	
Benzo(a)pyrene	ug/L	10	9.2	92	48-141	
Benzo(b)fluoranthene	ug/L	10	9.7	97	49-139	
Benzo(g,h,i)perylene	ug/L	10	8.7	87	44-134	
Benzo(k)fluoranthene	ug/L	10	8.4	84	48-140	
Chrysene	ug/L	10	9.2	92	53-136	
Dibenz(a,h)anthracene	ug/L	10	8.8	88	44-132	
Fluoranthene	ug/L	10	9.1	91	50-135	
Fluorene	ug/L	10	8.1	81	44-124	
Indeno(1,2,3-cd)pyrene	ug/L	10	8.9	89	45-132	
Naphthalene	ug/L	10	7.5	75	30-112	
Phenanthrene	ug/L	10	8.2	82	47-128	
Pyrene	ug/L	10	8.8	88	50-134	
2-Fluorobiphenyl (S)	%			77	21-114	

REPORT OF LABORATORY ANALYSIS

This report shall not be reproduced, except in full,
without the written consent of Pace Analytical Services, Inc..



Pace Analytical Services, Inc.
1233 Dublin Road
Columbus, OH 43215
(614)486-5421

Pace Analytical Services, Inc.
7726 Moller Road
Indianapolis, IN 46268
(317)875-5894

QUALITY CONTROL DATA

Project: Hoxsey Property 01104.020.006
Pace Project No.: 5087387

LABORATORY CONTROL SAMPLE: 988327

Parameter	Units	Spike Conc.	LCS Result	LCS % Rec	% Rec Limits	Qualifiers
p-Terphenyl-d14 (S)	%.			93	25-131	

REPORT OF LABORATORY ANALYSIS

This report shall not be reproduced, except in full,
without the written consent of Pace Analytical Services, Inc..

QUALITY CONTROL DATA

Project: Hoxsey Property 01104.020.006
Pace Project No.: 5087387

QC Batch: OEXT/33996 Analysis Method: EPA 8270 by SIM
QC Batch Method: EPA 3510 Analysis Description: 8270 Water PAH
Associated Lab Samples: 5087387004, 5087387005, 5087387006

METHOD BLANK: 988680 Matrix: Water

Associated Lab Samples: 5087387004, 5087387005, 5087387006

Parameter	Units	Blank Result	Reporting Limit	Analyzed	Qualifiers
2-Methylnaphthalene	ug/L	ND	1.0	09/30/13 18:59	
Acenaphthene	ug/L	ND	1.0	09/30/13 18:59	
Acenaphthylene	ug/L	ND	1.0	09/30/13 18:59	
Anthracene	ug/L	ND	0.10	09/30/13 18:59	
Benzo(a)anthracene	ug/L	ND	0.10	09/30/13 18:59	
Benzo(a)pyrene	ug/L	ND	0.10	09/30/13 18:59	
Benzo(b)fluoranthene	ug/L	ND	0.10	09/30/13 18:59	
Benzo(g,h,i)perylene	ug/L	ND	0.10	09/30/13 18:59	
Benzo(k)fluoranthene	ug/L	ND	0.10	09/30/13 18:59	
Chrysene	ug/L	ND	0.50	09/30/13 18:59	
Dibenz(a,h)anthracene	ug/L	ND	0.10	09/30/13 18:59	
Fluoranthene	ug/L	ND	1.0	09/30/13 18:59	
Fluorene	ug/L	ND	1.0	09/30/13 18:59	
Indeno(1,2,3-cd)pyrene	ug/L	ND	0.10	09/30/13 18:59	
Naphthalene	ug/L	ND	1.0	09/30/13 18:59	
Phenanthrene	ug/L	ND	1.0	09/30/13 18:59	
Pyrene	ug/L	ND	1.0	09/30/13 18:59	
2-Fluorobiphenyl (S)	%	81	21-114	09/30/13 18:59	
p-Terphenyl-d14 (S)	%	89	25-131	09/30/13 18:59	

LABORATORY CONTROL SAMPLE: 988681

Parameter	Units	Spike Conc.	LCS Result	LCS % Rec	% Rec Limits	Qualifiers
2-Methylnaphthalene	ug/L	10	7.5	75	29-110	
Acenaphthene	ug/L	10	8.1	81	39-117	
Acenaphthylene	ug/L	10	8.5	85	40-120	
Anthracene	ug/L	10	8.5	85	48-126	
Benzo(a)anthracene	ug/L	10	9.2	92	51-134	
Benzo(a)pyrene	ug/L	10	8.5	85	48-141	
Benzo(b)fluoranthene	ug/L	10	8.7	87	49-139	
Benzo(g,h,i)perylene	ug/L	10	7.9	79	44-134	
Benzo(k)fluoranthene	ug/L	10	8.2	82	48-140	
Chrysene	ug/L	10	8.8	88	53-136	
Dibenz(a,h)anthracene	ug/L	10	8.0	80	44-132	
Fluoranthene	ug/L	10	9.0	90	50-135	
Fluorene	ug/L	10	8.6	86	44-124	
Indeno(1,2,3-cd)pyrene	ug/L	10	8.1	81	45-132	
Naphthalene	ug/L	10	7.7	77	30-112	
Phenanthrene	ug/L	10	8.5	85	47-128	
Pyrene	ug/L	10	8.6	86	50-134	
2-Fluorobiphenyl (S)	%			77	21-114	

REPORT OF LABORATORY ANALYSIS

This report shall not be reproduced, except in full,
without the written consent of Pace Analytical Services, Inc..

QUALITY CONTROL DATA

Project: Hoxsey Property 01104.020.006

Pace Project No.: 5087387

LABORATORY CONTROL SAMPLE: 988681

Parameter	Units	Spike Conc.	LCS Result	LCS % Rec	% Rec Limits	Qualifiers
p-Terphenyl-d14 (S)	%.			83	25-131	

MATRIX SPIKE & MATRIX SPIKE DUPLICATE: 988682 988683

Parameter	Units	5087455004		MS	MSD	MS	MSD	MS	MSD	% Rec	RPD	Max RPD	Qual
		Result	Conc.	Spike Conc.	Spike Conc.	Result	Result	% Rec	% Rec	Limits			
2-Methylnaphthalene	ug/L	ND	21.3	21.3	21.3	15.0	15.1	70	71	16-116	1	20	
Acenaphthene	ug/L	ND	21.3	21.3	21.3	16.1	16.4	76	77	28-116	2	20	
Acenaphthylene	ug/L	ND	21.3	21.3	21.3	17.1	17.3	80	81	34-115	1	20	
Anthracene	ug/L	ND	21.3	21.3	21.3	16.5	17.3	78	81	39-121	5	20	
Benzo(a)anthracene	ug/L	ND	21.3	21.3	21.3	18.2	18.7	86	88	31-127	3	20	
Benzo(a)pyrene	ug/L	ND	21.3	21.3	21.3	17.2	17.4	81	82	10-121	1	20	
Benzo(b)fluoranthene	ug/L	ND	21.3	21.3	21.3	17.8	18.2	84	85	10-119	2	20	
Benzo(g,h,i)perylene	ug/L	ND	21.3	21.3	21.3	16.2	16.2	76	76	10-108	0	20	
Benzo(k)fluoranthene	ug/L	ND	21.3	21.3	21.3	16.1	16.7	76	79	10-118	3	20	
Chrysene	ug/L	ND	21.3	21.3	21.3	17.3	18.0	81	85	32-127	4	20	
Dibenz(a,h)anthracene	ug/L	ND	21.3	21.3	21.3	16.4	16.4	77	77	10-104	0	20	
Fluoranthene	ug/L	ND	21.3	21.3	21.3	17.8	18.5	84	87	38-131	3	20	
Fluorene	ug/L	ND	21.3	21.3	21.3	17.3	17.7	81	83	33-121	2	20	
Indeno(1,2,3-cd)pyrene	ug/L	ND	21.3	21.3	21.3	16.6	16.6	78	78	10-108	0	20	
Naphthalene	ug/L	ND	21.3	21.3	21.3	15.4	15.4	72	73	16-119	0	20	
Phenanthrene	ug/L	ND	21.3	21.3	21.3	16.8	17.3	79	81	32-130	3	20	
Pyrene	ug/L	ND	21.3	21.3	21.3	17.3	17.8	81	83	39-131	3	20	
2-Fluorobiphenyl (S)	%.							75	76	21-114		20	
p-Terphenyl-d14 (S)	%.							81	83	25-131		20	

MATRIX SPIKE & MATRIX SPIKE DUPLICATE: 988684 988685

Parameter	Units	5087387006		MS	MSD	MS	MSD	MS	MSD	% Rec	RPD	Max RPD	Qual
		Result	Conc.	Spike Conc.	Spike Conc.	Result	Result	% Rec	% Rec	Limits			
2-Methylnaphthalene	ug/L	ND	20.8	20.8	20.8	15.6	15.3	73	72	16-116	1	20	
Acenaphthene	ug/L	ND	20.8	20.8	20.8	16.3	15.9	78	76	28-116	3	20	
Acenaphthylene	ug/L	ND	20.8	20.8	20.8	16.8	16.8	81	81	34-115	0	20	
Anthracene	ug/L	ND	20.8	20.8	20.8	16.5	16.8	79	81	39-121	1	20	
Benzo(a)anthracene	ug/L	ND	20.8	20.8	20.8	18.1	18.2	87	87	31-127	1	20	
Benzo(a)pyrene	ug/L	ND	20.8	20.8	20.8	16.1	16.6	77	80	10-121	3	20	
Benzo(b)fluoranthene	ug/L	ND	20.8	20.8	20.8	17.4	16.9	84	81	10-119	3	20	
Benzo(g,h,i)perylene	ug/L	ND	20.8	20.8	20.8	15.7	15.7	75	75	10-108	0	20	
Benzo(k)fluoranthene	ug/L	ND	20.8	20.8	20.8	15.9	15.9	76	76	10-118	0	20	
Chrysene	ug/L	ND	20.8	20.8	20.8	17.6	17.4	84	84	32-127	1	20	
Dibenz(a,h)anthracene	ug/L	ND	20.8	20.8	20.8	15.9	15.6	76	75	10-104	2	20	
Fluoranthene	ug/L	ND	20.8	20.8	20.8	18.3	17.9	88	86	38-131	2	20	
Fluorene	ug/L	ND	20.8	20.8	20.8	17.3	17.4	83	83	33-121	0	20	
Indeno(1,2,3-cd)pyrene	ug/L	ND	20.8	20.8	20.8	15.9	16.0	76	77	10-108	0	20	
Naphthalene	ug/L	5.1	20.8	20.8	20.8	20.9	21.2	76	77	16-119	2	20	

REPORT OF LABORATORY ANALYSIS

This report shall not be reproduced, except in full,
without the written consent of Pace Analytical Services, Inc..

QUALITY CONTROL DATA

Project: Hoxsey Property 01104.020.006

Pace Project No.: 5087387

Parameter	Units	5087387006		988684		988685		% Rec	% Rec	% Rec	Limits	RPD	Max RPD	Qual
		Result	MS Spike Conc.	MSD Spike Conc.	MS Result	MSD Result	MS % Rec							
Phenanthrene	ug/L	ND	20.8	20.8	17.3	17.1	82	81	32-130	1	20			
Pyrene	ug/L	ND	20.8	20.8	17.5	17.4	84	84	39-131	0	20			
2-Fluorobiphenyl (S)	%						78	75	21-114		20			
p-Terphenyl-d14 (S)	%						83	81	25-131		20			

REPORT OF LABORATORY ANALYSIS

This report shall not be reproduced, except in full,
without the written consent of Pace Analytical Services, Inc..

QUALITY CONTROL DATA

Project: Hoxsey Property 01104.020.006

Pace Project No.: 5087387

QC Batch: OEXT/33990 Analysis Method: EPA 8270
 QC Batch Method: EPA 3510 Analysis Description: 8270 Water Scan
 Associated Lab Samples: 5087387002, 5087387003, 5087387008

METHOD BLANK: 988324 Matrix: Water

Associated Lab Samples: 5087387002, 5087387003, 5087387008

Parameter	Units	Blank Result	Reporting Limit	Analyzed	Qualifiers
1,2,4-Trichlorobenzene	ug/L	ND	10.0	10/03/13 00:37	
1,2-Dichlorobenzene	ug/L	ND	10.0	10/03/13 00:37	
1,3-Dichlorobenzene	ug/L	ND	10.0	10/03/13 00:37	
1,4-Dichlorobenzene	ug/L	ND	10.0	10/03/13 00:37	
2,2'-Oxybis(1-chloropropane)	ug/L	ND	5.0	10/03/13 00:37	
2,4,5-Trichlorophenol	ug/L	ND	10.0	10/03/13 00:37	
2,4,6-Trichlorophenol	ug/L	ND	10.0	10/03/13 00:37	
2,4-Dichlorophenol	ug/L	ND	10.0	10/03/13 00:37	
2,4-Dimethylphenol	ug/L	ND	10.0	10/03/13 00:37	
2,4-Dinitrophenol	ug/L	ND	50.0	10/03/13 00:37	
2,4-Dinitrotoluene	ug/L	ND	10.0	10/03/13 00:37	
2,6-Dinitrotoluene	ug/L	ND	10.0	10/03/13 00:37	
2-Chloronaphthalene	ug/L	ND	10.0	10/03/13 00:37	
2-Chlorophenol	ug/L	ND	10.0	10/03/13 00:37	
2-Methylphenol(o-Cresol)	ug/L	ND	10.0	10/03/13 00:37	
2-Nitroaniline	ug/L	ND	50.0	10/03/13 00:37	
2-Nitrophenol	ug/L	ND	10.0	10/03/13 00:37	
3&4-Methylphenol(m&p Cresol)	ug/L	ND	20.0	10/03/13 00:37	
3,3'-Dichlorobenzidine	ug/L	ND	20.0	10/03/13 00:37	
3-Nitroaniline	ug/L	ND	50.0	10/03/13 00:37	
4,6-Dinitro-2-methylphenol	ug/L	ND	50.0	10/03/13 00:37	
4-Bromophenylphenyl ether	ug/L	ND	10.0	10/03/13 00:37	
4-Chloro-3-methylphenol	ug/L	ND	20.0	10/03/13 00:37	
4-Chloroaniline	ug/L	ND	20.0	10/03/13 00:37	
4-Chlorophenylphenyl ether	ug/L	ND	10.0	10/03/13 00:37	
4-Nitroaniline	ug/L	ND	50.0	10/03/13 00:37	
4-Nitrophenol	ug/L	ND	50.0	10/03/13 00:37	
bis(2-Chloroethoxy)methane	ug/L	ND	10.0	10/03/13 00:37	
bis(2-Chloroethyl) ether	ug/L	ND	10.0	10/03/13 00:37	
bis(2-Ethylhexyl)phthalate	ug/L	ND	5.0	10/03/13 00:37	
Butylbenzylphthalate	ug/L	ND	10.0	10/03/13 00:37	
Carbazole	ug/L	ND	10.0	10/03/13 00:37	
Di-n-butylphthalate	ug/L	ND	10.0	10/03/13 00:37	
Di-n-octylphthalate	ug/L	ND	10.0	10/03/13 00:37	
Dibenzofuran	ug/L	ND	10.0	10/03/13 00:37	
Diethylphthalate	ug/L	ND	10.0	10/03/13 00:37	
Dimethylphthalate	ug/L	ND	10.0	10/03/13 00:37	
Hexachloro-1,3-butadiene	ug/L	ND	5.0	10/03/13 00:37	
Hexachlorobenzene	ug/L	ND	10.0	10/03/13 00:37	
Hexachlorocyclopentadiene	ug/L	ND	20.0	10/03/13 00:37	
Hexachloroethane	ug/L	ND	10.0	10/03/13 00:37	
Isophorone	ug/L	ND	10.0	10/03/13 00:37	
N-Nitroso-di-n-propylamine	ug/L	ND	10.0	10/03/13 00:37	

REPORT OF LABORATORY ANALYSIS

This report shall not be reproduced, except in full,
without the written consent of Pace Analytical Services, Inc..

QUALITY CONTROL DATA

Project: Hoxsey Property 01104.020.006

Pace Project No.: 5087387

METHOD BLANK: 988324

Matrix: Water

Associated Lab Samples: 5087387002, 5087387003, 5087387008

Parameter	Units	Blank Result	Reporting Limit	Analyzed	Qualifiers
N-Nitrosodiphenylamine	ug/L	ND	10.0	10/03/13 00:37	
Nitrobenzene	ug/L	ND	10.0	10/03/13 00:37	
Pentachlorophenol	ug/L	ND	50.0	10/03/13 00:37	
Phenol	ug/L	ND	10.0	10/03/13 00:37	
2,4,6-Tribromophenol (S)	%	57	31-161	10/03/13 00:37	
2-Fluorophenol (S)	%	30	10-67	10/03/13 00:37	
Nitrobenzene-d5 (S)	%	57	29-126	10/03/13 00:37	
Phenol-d5 (S)	%	17	10-47	10/03/13 00:37	

LABORATORY CONTROL SAMPLE: 988325

Parameter	Units	Spike Conc.	LCS Result	LCS % Rec	% Rec Limits	Qualifiers
1,2,4-Trichlorobenzene	ug/L	100	85.3	85	25-116	
1,4-Dichlorobenzene	ug/L	100	86.1	86	29-102	
2,4-Dinitrotoluene	ug/L	100	91.2	91	36-126	
2-Chlorophenol	ug/L	100	69.9	70	40-98	
4-Chloro-3-methylphenol	ug/L	100	78.5	78	43-113	
4-Nitrophenol	ug/L	100	ND	15	10-42	
N-Nitroso-di-n-propylamine	ug/L	100	93.4	93	43-120	
Pentachlorophenol	ug/L	100	79.7	80	31-125	
Phenol	ug/L	100	20.2	20	10-37	
2,4,6-Tribromophenol (S)	%			100	31-161	
2-Fluorophenol (S)	%			38	10-67	
Nitrobenzene-d5 (S)	%			90	29-126	
Phenol-d5 (S)	%			20	10-47	

REPORT OF LABORATORY ANALYSIS

This report shall not be reproduced, except in full,
without the written consent of Pace Analytical Services, Inc..

QUALITY CONTROL DATA

Project: Hoxsey Property 01104.020.006

Pace Project No.: 5087387

QC Batch: OEXT/33995 Analysis Method: EPA 8270
QC Batch Method: EPA 3510 Analysis Description: 8270 Water Scan
Associated Lab Samples: 5087387004, 5087387005, 5087387006

METHOD BLANK: 988674 Matrix: Water

Associated Lab Samples: 5087387004, 5087387005, 5087387006

Parameter	Units	Blank Result	Reporting Limit	Analyzed	Qualifiers
1,2,4-Trichlorobenzene	ug/L	ND	10.0	10/04/13 18:57	
1,2-Dichlorobenzene	ug/L	ND	10.0	10/04/13 18:57	
1,3-Dichlorobenzene	ug/L	ND	10.0	10/04/13 18:57	
1,4-Dichlorobenzene	ug/L	ND	10.0	10/04/13 18:57	
2,2'-Oxybis(1-chloropropane)	ug/L	ND	5.0	10/04/13 18:57	
2,4,5-Trichlorophenol	ug/L	ND	10.0	10/04/13 18:57	
2,4,6-Trichlorophenol	ug/L	ND	10.0	10/04/13 18:57	
2,4-Dichlorophenol	ug/L	ND	10.0	10/04/13 18:57	
2,4-Dimethylphenol	ug/L	ND	10.0	10/04/13 18:57	
2,4-Dinitrophenol	ug/L	ND	50.0	10/04/13 18:57	
2,4-Dinitrotoluene	ug/L	ND	10.0	10/04/13 18:57	
2,6-Dinitrotoluene	ug/L	ND	10.0	10/04/13 18:57	
2-Chloronaphthalene	ug/L	ND	10.0	10/04/13 18:57	
2-Chlorophenol	ug/L	ND	10.0	10/04/13 18:57	
2-Methylphenol(o-Cresol)	ug/L	ND	10.0	10/04/13 18:57	
2-Nitroaniline	ug/L	ND	50.0	10/04/13 18:57	
2-Nitrophenol	ug/L	ND	10.0	10/04/13 18:57	
3&4-Methylphenol(m&p Cresol)	ug/L	ND	20.0	10/04/13 18:57	
3,3'-Dichlorobenzidine	ug/L	ND	20.0	10/04/13 18:57	
3-Nitroaniline	ug/L	ND	50.0	10/04/13 18:57	
4,6-Dinitro-2-methylphenol	ug/L	ND	50.0	10/04/13 18:57	
4-Bromophenylphenyl ether	ug/L	ND	10.0	10/04/13 18:57	
4-Chloro-3-methylphenol	ug/L	ND	20.0	10/04/13 18:57	
4-Chloroaniline	ug/L	ND	20.0	10/04/13 18:57	
4-Chlorophenylphenyl ether	ug/L	ND	10.0	10/04/13 18:57	
4-Nitroaniline	ug/L	ND	50.0	10/04/13 18:57	
4-Nitrophenol	ug/L	ND	50.0	10/04/13 18:57	
bis(2-Chloroethoxy)methane	ug/L	ND	10.0	10/04/13 18:57	
bis(2-Chloroethyl) ether	ug/L	ND	10.0	10/04/13 18:57	
bis(2-Ethylhexyl)phthalate	ug/L	ND	5.0	10/04/13 18:57	
Butylbenzylphthalate	ug/L	ND	10.0	10/04/13 18:57	
Carbazole	ug/L	ND	10.0	10/04/13 18:57	
Di-n-butylphthalate	ug/L	ND	10.0	10/04/13 18:57	
Di-n-octylphthalate	ug/L	ND	10.0	10/04/13 18:57	
Dibenzofuran	ug/L	ND	10.0	10/04/13 18:57	
Diethylphthalate	ug/L	ND	10.0	10/04/13 18:57	
Dimethylphthalate	ug/L	ND	10.0	10/04/13 18:57	
Hexachloro-1,3-butadiene	ug/L	ND	5.0	10/04/13 18:57	
Hexachlorobenzene	ug/L	ND	10.0	10/04/13 18:57	
Hexachlorocyclopentadiene	ug/L	ND	20.0	10/04/13 18:57	
Hexachloroethane	ug/L	ND	10.0	10/04/13 18:57	
Isophorone	ug/L	ND	10.0	10/04/13 18:57	
N-Nitroso-di-n-propylamine	ug/L	ND	10.0	10/04/13 18:57	

REPORT OF LABORATORY ANALYSIS

This report shall not be reproduced, except in full,
without the written consent of Pace Analytical Services, Inc..

QUALITY CONTROL DATA

Project: Hoxsey Property 01104.020.006

Pace Project No.: 5087387

METHOD BLANK: 988674

Matrix: Water

Associated Lab Samples: 5087387004, 5087387005, 5087387006

Parameter	Units	Blank Result	Reporting Limit	Analyzed	Qualifiers
N-Nitrosodiphenylamine	ug/L	ND	10.0	10/04/13 18:57	
Nitrobenzene	ug/L	ND	10.0	10/04/13 18:57	
Pentachlorophenol	ug/L	ND	50.0	10/04/13 18:57	
Phenol	ug/L	ND	10.0	10/04/13 18:57	
2,4,6-Tribromophenol (S)	%	120	31-161	10/04/13 18:57	
2-Fluorophenol (S)	%	39	10-67	10/04/13 18:57	
Nitrobenzene-d5 (S)	%	81	29-126	10/04/13 18:57	
Phenol-d5 (S)	%	21	10-47	10/04/13 18:57	

LABORATORY CONTROL SAMPLE: 988675

Parameter	Units	Spike Conc.	LCS Result	LCS % Rec	% Rec Limits	Qualifiers
1,2,4-Trichlorobenzene	ug/L	100	84.8	85	25-116	
1,4-Dichlorobenzene	ug/L	100	84.8	85	29-102	
2,4-Dinitrotoluene	ug/L	100	93.6	94	36-126	
2-Chlorophenol	ug/L	100	72.7	73	40-98	
4-Chloro-3-methylphenol	ug/L	100	81.9	82	43-113	
4-Nitrophenol	ug/L	100	ND	21	10-42	
N-Nitroso-di-n-propylamine	ug/L	100	91.6	92	43-120	
Pentachlorophenol	ug/L	100	95.1	95	31-125	
Phenol	ug/L	100	22.2	22	10-37	
2,4,6-Tribromophenol (S)	%			123	31-161	
2-Fluorophenol (S)	%			39	10-67	
Nitrobenzene-d5 (S)	%			87	29-126	
Phenol-d5 (S)	%			21	10-47	

MATRIX SPIKE & MATRIX SPIKE DUPLICATE: 988676

988677

Parameter	Units	MS		MSD		MS Result	MSD Result	MS % Rec	MSD % Rec	% Rec Limits	RPD	Max RPD	Qual
		5087455004 Result	Spike Conc.	Spike Conc.	MSD Result								
1,2,4-Trichlorobenzene	ug/L	ND	213	213	170	169	80	79	31-109	1	20		
1,4-Dichlorobenzene	ug/L	ND	213	213	167	168	78	79	39-91	1	20		
2,4-Dinitrotoluene	ug/L	ND	213	213	186	194	88	91	34-124	4	20		
2-Chlorophenol	ug/L	ND	213	213	160	156	75	73	34-106	2	20		
4-Chloro-3-methylphenol	ug/L	ND	213	213	175	180	82	84	41-116	2	20		
4-Nitrophenol	ug/L	ND	213	213	ND	ND	43	32	10-78		20		
N-Nitroso-di-n-propylamine	ug/L	ND	213	213	184	191	87	90	40-115	4	20		
Pentachlorophenol	ug/L	ND	213	213	180	189	85	89	30-128	5	20		
Phenol	ug/L	ND	213	213	100	75.2	47	35	10-65	28	20	R1	
2,4,6-Tribromophenol (S)	%						113	123	31-161		20		
2-Fluorophenol (S)	%						66	54	10-67		20	R1	
Nitrobenzene-d5 (S)	%						83	84	29-126		20		
Phenol-d5 (S)	%						45	34	10-47		20	R1	

REPORT OF LABORATORY ANALYSIS

This report shall not be reproduced, except in full,
without the written consent of Pace Analytical Services, Inc..

QUALITY CONTROL DATA

Project: Hoxsey Property 01104.020.006

Pace Project No.: 5087387

Parameter	5087387006		MS		MSD		MS		MSD		% Rec Limits	Max RPD	Qual
	Units	Result	Spike Conc.	MS Spike Conc.	MS Result	MSD Result	% Rec	MSD % Rec					
1,2,4-Trichlorobenzene	ug/L	ND	208	208	155	154	74	74	31-109	1	20		
1,4-Dichlorobenzene	ug/L	ND	208	208	152	154	73	74	39-91	1	20		
2,4-Dinitrotoluene	ug/L	ND	208	208	170	173	82	83	34-124	2	20		
2-Chlorophenol	ug/L	ND	208	208	142	142	68	68	34-106	0	20		
4-Chloro-3-methylphenol	ug/L	ND	208	208	157	161	75	77	41-116	2	20		
4-Nitrophenol	ug/L	ND	208	208	ND	ND	32	33	10-78		20		
N-Nitroso-di-n-propylamine	ug/L	ND	208	208	172	171	83	82	40-115	1	20		
Pentachlorophenol	ug/L	ND	208	208	156	157	75	76	30-128	1	20		
Phenol	ug/L	ND	208	208	81.0	74.0	39	36	10-65	9	20		
2,4,6-Tribromophenol (S)	%.						105	107	31-161		20		
2-Fluorophenol (S)	%.						58	54	10-67		20		
Nitrobenzene-d5 (S)	%.						80	78	29-126		20		
Phenol-d5 (S)	%.						37	33	10-47		20		

REPORT OF LABORATORY ANALYSIS

This report shall not be reproduced, except in full,
without the written consent of Pace Analytical Services, Inc..

QUALITY CONTROL DATA

Project: Hoxsey Property 01104.020.006

Pace Project No.: 5087387

QC Batch: WET/13184 Analysis Method: SM 4500-H+B
 QC Batch Method: SM 4500-H+B Analysis Description: 4500H+B pH
 Associated Lab Samples: 5087387001

SAMPLE DUPLICATE: 987265

Parameter	Units	5087387001 Result	Dup Result	RPD	Max RPD	Qualifiers
pH at 25 Degrees C	Std. Units	7.4	7.4	0	20	H3,H6

SAMPLE DUPLICATE: 987266

Parameter	Units	5087444003 Result	Dup Result	RPD	Max RPD	Qualifiers
pH at 25 Degrees C	Std. Units	6.9	7.0	1	20	H6

SAMPLE DUPLICATE: 987267

Parameter	Units	5087435001 Result	Dup Result	RPD	Max RPD	Qualifiers
pH at 25 Degrees C	Std. Units	7.2	7.2	0	20	H6

REPORT OF LABORATORY ANALYSIS

This report shall not be reproduced, except in full,
without the written consent of Pace Analytical Services, Inc..

QUALIFIERS

Project: Hoxsey Property 01104.020.006
Pace Project No.: 5087387

DEFINITIONS

DF - Dilution Factor, if reported, represents the factor applied to the reported data due to changes in sample preparation, dilution of the sample aliquot, or moisture content.

ND - Not Detected at or above adjusted reporting limit.

J - Estimated concentration above the adjusted method detection limit and below the adjusted reporting limit.

MDL - Adjusted Method Detection Limit.

PRL - Pace Reporting Limit.

RL - Reporting Limit.

S - Surrogate

1,2-Diphenylhydrazine (8270 listed analyte) decomposes to Azobenzene.

Consistent with EPA guidelines, unrounded data are displayed and have been used to calculate % recovery and RPD values.

LCS(D) - Laboratory Control Sample (Duplicate)

MS(D) - Matrix Spike (Duplicate)

DUP - Sample Duplicate

RPD - Relative Percent Difference

NC - Not Calculable.

SG - Silica Gel - Clean-Up

U - Indicates the compound was analyzed for, but not detected.

N-Nitrosodiphenylamine decomposes and cannot be separated from Diphenylamine using Method 8270. The result reported for each analyte is a combined concentration.

Pace Analytical is TNI accredited. Contact your Pace PM for the current list of accredited analytes.

TNI - The NELAC Institute.

LABORATORIES

PASI-I Pace Analytical Services - Indianapolis

ANALYTE QUALIFIERS

1d Matrix spike recovery and/or matrix spike duplicate recovery was outside laboratory control limits for several compounds. RSW 10/09/13

2d RPD value was outside control limits for several compounds. RSW 10/08/13

3d RPD value was outside control limits for several compounds. RSW 10/09/13

H3 Sample was received or analysis requested beyond the recognized method holding time.

H5 Reanalysis conducted in excess of EPA method holding time. Results confirm original analysis performed in hold time.

H6 Analysis initiated outside of the 15 minute EPA recommended holding time.

M0 Matrix spike recovery and/or matrix spike duplicate recovery was outside laboratory control limits.

R1 RPD value was outside control limits.

S5 Surrogate recovery outside control limits due to matrix interferences (not confirmed by re-analysis).

REPORT OF LABORATORY ANALYSIS

This report shall not be reproduced, except in full,
without the written consent of Pace Analytical Services, Inc..

QUALITY CONTROL DATA CROSS REFERENCE TABLE

Project: Hoxsey Property 01104.020.006

Pace Project No.: 5087387

Lab ID	Sample ID	QC Batch Method	QC Batch	Analytical Method	Analytical Batch
5087387001	Disposal-Liquid	EPA 3510	OEXT/33970	EPA 8082	GCSV/11506
5087387001	Disposal-Liquid	EPA 3010	MPRP/12193	EPA 6010	ICP/13398
5087387002	IMW-103-092413	EPA 3010	MPRP/12177	EPA 6010	ICP/13387
5087387003	IMW-102-092413D	EPA 3010	MPRP/12177	EPA 6010	ICP/13387
5087387004	IMW-101-092513	EPA 3010	MPRP/12177	EPA 6010	ICP/13387
5087387005	EB-2-092513	EPA 3010	MPRP/12177	EPA 6010	ICP/13387
5087387006	IMW-104-092413	EPA 3010	MPRP/12177	EPA 6010	ICP/13387
5087387008	IMW-102-092413	EPA 3010	MPRP/12177	EPA 6010	ICP/13387
5087387001	Disposal-Liquid	EPA 7470	MERP/4948	EPA 7470	MERC/5255
5087387001	Disposal-Liquid	EPA 3510	OEXT/34027	EPA 8270	MSSV/13628
5087387002	IMW-103-092413	EPA 3510	OEXT/33991	EPA 8270 by SIM	MSSV/13575
5087387003	IMW-102-092413D	EPA 3510	OEXT/33991	EPA 8270 by SIM	MSSV/13575
5087387004	IMW-101-092513	EPA 3510	OEXT/33996	EPA 8270 by SIM	MSSV/13586
5087387005	EB-2-092513	EPA 3510	OEXT/33996	EPA 8270 by SIM	MSSV/13586
5087387006	IMW-104-092413	EPA 3510	OEXT/33996	EPA 8270 by SIM	MSSV/13586
5087387008	IMW-102-092413	EPA 3510	OEXT/33991	EPA 8270 by SIM	MSSV/13575
5087387002	IMW-103-092413	EPA 3510	OEXT/33990	EPA 8270	MSSV/13599
5087387003	IMW-102-092413D	EPA 3510	OEXT/33990	EPA 8270	MSSV/13599
5087387004	IMW-101-092513	EPA 3510	OEXT/33995	EPA 8270	MSSV/13621
5087387005	EB-2-092513	EPA 3510	OEXT/33995	EPA 8270	MSSV/13621
5087387006	IMW-104-092413	EPA 3510	OEXT/33995	EPA 8270	MSSV/13621
5087387008	IMW-102-092413	EPA 3510	OEXT/33990	EPA 8270	MSSV/13599
5087387001	Disposal-Liquid	EPA 8260	MSV/58109		
5087387006	IMW-104-092413	EPA 8260	MSV/57970		
5087387007	IMW-103-092413	EPA 8260	MSV/57970		
5087387008	IMW-102-092413	EPA 8260	MSV/57972		
5087387009	IMW-102-092413D	EPA 8260	MSV/57972		
5087387010	Trip Blank	EPA 8260	MSV/57972		
5087387011	IMW-101-092513	EPA 8260	MSV/58061		
5087387012	EB-2-092513	EPA 8260	MSV/58061		
5087387001	Disposal-Liquid	EPA 1010	WET/13204		
5087387001	Disposal-Liquid	SM 4500-H+B	WET/13184		

REPORT OF LABORATORY ANALYSIS

This report shall not be reproduced, except in full,
without the written consent of Pace Analytical Services, Inc..

CHAIN-OF-CUSTODY / Analytical Request Document
The Chain-of-Custody is a LEGAL DOCUMENT. All relevant fields must be completed accurately.

Section A Required Client Information:
Company: WESTON SOLUTIONS, INC.
Address: 750 E. BUNKER CRT., 500 VERNON HILLS, IL 60061
Phone: (847) 918-4000 FAX: (847) 918-4055
Requested Due Date/TAT: 01104.020.000

Section B Required Project Information:
Report To: ANDRUS SUESERS
Copy To:
Purchase Order No.:
Project Name: HDXSEY PROPERTY
Project Number: 01104.020.000

Section C Invoices Information:
Attention: ANDRUS SUESERS
Company Name: WESTON SOLUTIONS, INC.
Address:
Regulatory Agency: IL
Site Location: IL
State: IL

Page: 1 of 1
1684931

REGULATORY AGENCY: NPDES GROUND WATER DRINKING WATER
 UST RCRA OTHER

ITEM #	Section D Required Client Information		Section B Required Project Information		Section C Invoices Information		Requested Analysis Filtered (Y/N)		Pace Project No./ Lab I.D.
	Matrix Codes MATRIX / CODE	Matrix Codes	MATRIX CODE (see valid codes to left)	SAMPLE TYPE (G=GRAB C=COMP)	DATE	TIME	DATE	TIME	
1	DISPOSAL - LIQUID	Drinking Water: DW Water: WT Waste Water: WW Product: P Soil/Solid: SL Oil: OL Air Wipe: WP Air: AR Tissue: TS Other: OT	WT G 9-24-13 1110	G	9-24-13	1110	9/24/13	0930	5087387
2	FTW-103-092413		WT G 9-24-13 1454	G	9-24-13	1454	9/24/13	0930	001
3	FTW-102-092413D		WT G 9-24-13 1709	G	9-24-13	1709	9/24/13	0930	002
4									003
5									
6									
7									
8									
9									
10									
11									
12									

ADDITIONAL COMMENTS: TCEP DISPOSAL - VOC, SVOC PESTICIDES, HERBICIDES AND METALS.

RELINQUISHED BY / AFFILIATION: Weston Weston 9/24/13 1700
Kathy Eck/Pace

ACCEPTED BY / AFFILIATION: ANDRUS SUESERS
[Signature]

DATE SIGNED (MM/DD/YYYY): 9/24/13

DATE: 9/24/13
TIME: 0930

Temp In °C: 5.0
Received on Ice (Y/N): Y
Sealed Cooler (Y/N): N
Samples Intact (Y/N): Y

CHAIN-OF-CUSTODY / Analytical Request Document

The Chain-of-Custody is a LEGAL DOCUMENT. All relevant fields must be completed accurately.



Page: 1 of 1
 1684929

Section A
 Required Client Information:
 Company: WESTON SOLUTIONS, INC.
 Address: 750 E. BUNKER CRT., #300
VERNON HILLS, IL 60061
 Email To: [blank]

Section B
 Required Project Information:
 Report To: ANDRUS SUESERS
 Copy To: [blank]
 Purchase Order No.: [blank]
 Project Name: HOXSEY PROPERTY
 Project Number: 01104.020.006

Section C
 Invoice Information:
 Attention: ANDRUS SUESERS
 Company Name: WESTON SOLUTIONS, INC.
 Address: [blank]
 Pace Quote Reference: [blank]
 Pace Project Manager: KEN HUNT
 Pace Profile #: [blank]

Section D
 Required Client Information:
 Matrix Codes: DW Drinking Water, WT Waste Water, WP Wipe, OT Other
 Matrix L Code: [blank]
 Sample ID: (A-Z, 0-9 / /)
 Sample IDs MUST BE UNIQUE

REGULATORY AGENCY: [blank]
 NPDES GROUND WATER DRINKING WATER
 UST RCRA OTHER
 Site Location STATE: IL

ITEM #	Matrix Codes	MIXTURE TYPE (see vial codes to left)	COLLECTED		SAMPLE TYPE (G-GRAB C-COMP)	MIXTURE TYPE (see vial codes to left)	DATE	TIME	DATE	TIME	ACCEPTED BY / AFFILIATION	DATE	TIME	SAMPLE CONDITIONS
			COMPOSITE START	COMPOSITE END/GRAB										
1	WT	WT	9/25/13	1126	WT	WT	9/25/13	1126	9/26/13	1030	Y	NY	NY	
2	WT	WT	9/25/13	1150	WT	WT	9/25/13	1150	9/26/13	1030	Y	NY	NY	
3														
4														
5														
6														
7														
8														
9														
10														
11														
12														

Requested Analysis Filtered (Y/N): ZZ

Preservatives: [blank]

Analysis Test: XX SVOC

OF CONTAINERS: 3

Temp In °C: [blank]

Received on: [blank]

Custody: [blank]

Sealed Cooler: [blank]

Samples Intact: [blank]

RELINQUISHED BY / AFFILIATION: [Signature] WESTON SOLUTIONS, INC. 9/25/13

DATE SIGNED (MM/DD/YYYY): 9/25/13

PRINT Name of SAMPLER: ANDRUS SUESERS

SIGNATURE of SAMPLER: [Signature]

SAMPLER NAME AND SIGNATURE

CHAIN-OF-CUSTODY / Analytical Request Document

The Chain-of-Custody is a LEGAL DOCUMENT. All relevant fields must be completed accurately.



Section A Required Client Information:
 Company: WESTON SOLUTIONS, INC.
 Address: 150 E. BURNHAM CIRCLE, 500
 VERNON HILLS, IL 60061
 Phone: 847 918-4044
 Requested Due Date (TAT): 9/24/13

Section B Required Project Information:
 Report To: ANDRUS SUGARS
 Copy To:
 Purchase Order No.:
 Project Name: FOXSEY PROPERTY
 Project Number: 01104.020.000

Section C Invoice Information:
 Attention: ANDRUS SUGARS
 Company Name: WESTON SOLUTIONS, INC.
 Address:
 Pace Quote Reference:
 Pace Project Manager: KEN HUNT
 Pace Profile #:
 Regulatory Agency:
 NPDES GROUND WATER DRINKING WATER
 UST RCRA OTHER
 Site Location: IL
 STATE:

Page: 1 of 1
 1684928

ITEM #	Section D Required Client Information	Matrix Codes MATRIX L CODE	SAMPLE ID (A-Z, 0-9 / -) Sample IDs MUST BE UNIQUE	MATRIX CODE (see yield codes to left)	SAMPLE TYPE (G=GRAB C=COMP)	COLLECTED		SAMPLE TEMP AT COLLECTION	# OF CONTAINERS	Preservatives	Requested Analysis Filtered (Y/N)	Residual Chlorine (Y/N)	Pace Project No./ Lab I.D.
						COMPOSITE START	COMPOSITE END/GRAB						
		Drinking Water DW Water WT Waste Water WW Product P Soil/Solid SL Oil OL Wipes WP Air AR Tissue TS Other OT				DATE	TIME	DATE	TIME	Unpreserved H ₂ O ₂ HNO ₃ HCl NaOH Na ₂ S ₂ O ₈ Methanol Other			
1			FMW-104-092413	WT G	G	9-24-13	1140		180		N		006
2			FMW-103-092413	WT G	G	9-24-13	1454		62		N		007
3			FMW-102-092413	WT G	G	9-24-13	1707		3		N		008
4			FMW-102-092413 D	WT G	G	9-24-13	1707		3		N		009
5			TRIP BLANK	WT					3		N		010
6			FMW-101-092513	WT G	G	9-25-13	1126		3		N		011
7			EB-2-092513	WT G	G	9-25-13	1150		3		N		012

Section E ADDITIONAL COMMENTS: MS/MSD ON FMW-104-092413. WESTON 9/20/13 1700 body 60k/pace 9/20/13/051 2.9 Y N Y

Section F ACCEPTED BY / AFFILIATION: [Signature] DATE: 9/24/13

Section G DATE SIGNED (MM/DD/YYYY): 9/24/13

Section H RECEIVED ON: [Signature] DATE: 9/24/13

Section I SAMPLE CONDITIONS: Y N Y

Section J RECEIVED ON: [Signature] DATE: 9/24/13

Section K SAMPLES INTACT: [Signature] DATE: 9/24/13

Section L SEALING: [Signature] DATE: 9/24/13

Section M CUSTODY: [Signature] DATE: 9/24/13

Section N TEMPERATURE: [Signature] DATE: 9/24/13



Sample Condition Upon Receipt

Client Name: Waxton Solutions Project # 5087387

Courier: Fed Ex UPS USPS Client Commercial Pace Other _____

Tracking #: Master # 802463900509

Custody Seal on Cooler/Box Present: yes no Seals Intact: yes no

Date/Time 5035A kits placed in freezer

Packing Material: Bubble Wrap Bubble Bags None Other Zuploc

Thermometer Used 12316 ABCDE Type of Ice: Wet Blue None Samples on ice, cooling process has begun

Cooler Temperature 5.0°C, 1.2°C, 2.9°C Ice Visible in Sample Containers: yes no

Temp should be above freezing to 6°C

Date and Initials of person examining contents: Joe 9-26-13

		Comments:
Chain of Custody Present:	<input checked="" type="checkbox"/> Yes <input type="checkbox"/> No <input type="checkbox"/> N/A	1.
Chain of Custody Filled Out:	<input checked="" type="checkbox"/> Yes <input type="checkbox"/> No <input type="checkbox"/> N/A	2.
Chain of Custody Relinquished:	<input checked="" type="checkbox"/> Yes <input type="checkbox"/> No <input type="checkbox"/> N/A	3.
Sampler Name & Signature on COC:	<input checked="" type="checkbox"/> Yes <input type="checkbox"/> No <input type="checkbox"/> N/A	4.
Short Hold Time Analysis (<72hr):	<input checked="" type="checkbox"/> Yes <input type="checkbox"/> No <input type="checkbox"/> N/A	5. <u>pH</u>
Rush Turn Around Time Requested:	<input type="checkbox"/> Yes <input checked="" type="checkbox"/> No <input type="checkbox"/> N/A	6.
Containers Intact:	<input checked="" type="checkbox"/> Yes <input type="checkbox"/> No <input type="checkbox"/> N/A	7.
Sample Labels match COC: -Includes date/time/ID/Analysis	<input checked="" type="checkbox"/> Yes <input type="checkbox"/> No <input type="checkbox"/> N/A	8.
All containers needing acid/base pres. have been checked? exceptions: VOA, coliform, TOC, O&G	<input checked="" type="checkbox"/> Yes <input type="checkbox"/> No <input type="checkbox"/> N/A	9. (Circle) HNO3 H2SO4 NaOH HCl
All containers needing preservation are found to be in compliance with EPA recommendation.	<input checked="" type="checkbox"/> Yes <input type="checkbox"/> No <input type="checkbox"/> N/A	
Headspace in VOA Vials (>6mm):	<input type="checkbox"/> Yes <input type="checkbox"/> No <input checked="" type="checkbox"/> N/A	10.
Trip Blank Present:	<input type="checkbox"/> Yes <input checked="" type="checkbox"/> No <input type="checkbox"/> N/A	11.
Trip Blank Custody Seals Present	<input type="checkbox"/> Yes <input type="checkbox"/> No <input checked="" type="checkbox"/> N/A	
Project Manager Review		
Samples Arrived within Hold Time:	<input checked="" type="checkbox"/> Yes <input type="checkbox"/> No <input type="checkbox"/> N/A	12.
Sufficient Volume:	<input checked="" type="checkbox"/> Yes <input type="checkbox"/> No <input type="checkbox"/> N/A	13.
Correct Containers Used:	<input checked="" type="checkbox"/> Yes <input type="checkbox"/> No <input type="checkbox"/> N/A	14.

Client Notification/ Resolution: _____ Field Data Required? Y / N
Person Contacted: _____ Date/Time: _____
Comments/ Resolution: _____

Project Manager Review: J Sayer Date: 9/26/13

Sample Container Count



CLIENT: Weston Solutions

COC PAGE 1 of 1
 COC ID# 1684931


Project # 5087387

Sample Line Item	DG9H	AG1U	WGFU	AG0U	R 4/6	BP2N	BP2U	BP2S	BP3N	BP3U	BP3S	AG3S	AG1H	Comments
1		5					1							
2		2												
3		2												
4														
5														
6														
7														
8														
9														
10														
11														
12														

Container Codes

DG9H	40mL HCL amber vial	AG0U	100mL unpreserved amber glass	BP1N	1 liter HNO3 plastic	DG9P	40mL TSP amber vial
AG1U	1liter unpreserved amber glass	AG1H	1 liter HCL amber glass	BP1S	1 liter H2SO4 plastic	DG9S	40mL H2SO4 amber vial
WGFU	4oz clear soil jar	AG1S	1 liter H2SO4 amber glass	BP1U	1 liter unpreserved plastic	DG9T	40mL Na Thio amber vial
R	terra core kit	AG1T	1 liter Na Thiosulfate amber gl	BP1Z	1 liter NaOH, Zn, Ac	DG9U	40mL unpreserved amber vial
BP2N	500mL HNO3 plastic	AG2N	500mL HNO3 amber glass	BP2A	500mL NaOH, Asc Acid plastic		Wipe/Swab
BP2U	500mL unpreserved plastic	AG2S	500mL H2SO4 amber glass	BP2O	500mL NaOH plastic	JGFU	4oz unpreserved amber wide
BP2S	500mL H2SO4 plastic	AG2U	500mL unpreserved amber gla	BP2Z	500mL NaOH, Zn Ac	U	Summa Can
BP3N	250mL HNO3 plastic	AG3U	250mL unpreserved amber gla	AF	Air Filter	VG9H	40mL HCL clear vial
BP3U	250mL unpreserved plastic	BG1H	1 liter HCL clear glass	BP3C	250mL NaOH plastic	VG9T	40mL Na Thio. clear vial
BP3S	250mL H2SO4 plastic	BG1S	1 liter H2SO4 clear glass	BP3Z	250mL NaOH, Zn Ac plastic	VG9U	40mL unpreserved clear vial
AG3S	250mL H2SO4 glass amber	BG1T	1 liter Na Thiosulfate clear gla	C	Air Cassettes	VSG	Headspace septa vial & HCL
AG1S	1 liter H2SO4 amber glass	BG1U	1 liter unpreserved glass	DG9B	40mL Na Bisulfate amber vial	WGFY	4oz wide jar w/hexane wipe
BP1U	1 liter unpreserved plastic	BP1A	1 liter NaOH, Asc Acid plastic	DG9M	40mL MeOH clear vial	ZPLC	Ziploc Bag

Sample Container Count



CLIENT: Weston Solutions

COC PAGE 1 of 1
 COC ID# 1684929

Project # 5087387

Sample Line Item	DG9H	AG1U	WG9U	AG0U	R	4/6	BP2N	BP2U	BP2S	BP3N	BP3U	BP3S	AG3S	AG1H	Comments
1															
2		2													
3		2													
4															
5															
6															
7															
8															
9															
10															
11															
12															

Container Codes

DG9H	40mL HCL amber vial	AG0U	100mL unpreserved amber glass	BP1N	1 liter HNO3 plastic	DG9P	40mL TSP amber vial
AG1U	1liter unpreserved amber glass	AG1H	1 liter HCL amber glass	BP1S	1 liter H2SO4 plastic	DG9S	40mL H2SO4 amber vial
WG9U	4oz clear soil jar	AG1S	1 liter H2SO4 amber glass	BP1U	1 liter unpreserved plastic	DG9T	40mL Na Thio amber vial
R	terra core kit	AG1T	1 liter Na Thiosulfate amber gl	BP1Z	1 liter NaOH, Zn, Ac	DG9U	40mL unpreserved amber vial
BP2N	500mL HNO3 plastic	AG2N	500mL HNO3 amber glass	BP2A	500mL NaOH, Asc Acid plastic		Wipe/Swab
BP2U	500mL unpreserved plastic	AG2S	500mL H2SO4 amber glass	BP2O	500mL NaOH plastic	JGFU	4oz unpreserved amber wide
BP2S	500mL H2SO4 plastic	AG2U	500mL unpreserved amber gla	BP2Z	500mL NaOH, Zn Ac	U	Summa Can
BP3N	250mL HNO3 plastic	AG3U	250mL unpreserved amber gla	AF	Air Filter	VG9H	40mL HCL clear vial
BP3U	250mL unpreserved plastic	BG1H	1 liter HCL clear glass	BP3C	250mL NaOH plastic	VG9T	40mL Na Thio. clear vial
BP3S	250mL H2SO4 plastic	BG1S	1 liter H2SO4 clear glass	BP3Z	250mL NaOH, Zn Ac plastic	VG9U	40mL unpreserved clear vial
AG3S	250mL H2SO4 glass amber	BG1T	1 liter Na Thiosulfate clear gla	C	Air Cassettes	VSG	Headspace septa vial & HCL
AG1S	1 liter H2SO4 amber glass	BG1U	1 liter unpreserved glass	DG9B	40mL Na Bisulfate amber vial	WGFX	4oz wide jar w/hexane wipe
BP1U	1 liter unpreserved plastic	BP1A	1 liter NaOH, Asc Acid plastic	DG9M	40mL MeOH clear vial	ZPLC	Ziploc Bag

Sample Container Count



CLIENT: Weston Solutions

COC PAGE 1 of 1
 COC ID# 1684928

Project # 5087387

Sample Line Item	DG9H	AG1U	WGFU	AG0U	R 4/6	BP2N	BP2U	BP2S	BP3N	BP3U	BP3S	AG3S	AG1H	Comments
1		6							3					9
2														3
3		2							1					3
4														3
5		2												1
6														3
7														3
8														
9														
10														
11														
12														

Container Codes	AG0U	AG1H	AG1S	AG1T	AG2N	AG2S	AG2U	AG3U	BG1H	BG1S	BG1T	BG1U	BP1A	BP1N	BP1S	BP1Z	BP2A	BP2O	BP2Z	AF	BP3C	BP3Z	C	DG9B	DG9M	DG9P	DG9S	DG9T	DG9U	JGFU	U	VG9H	VG9T	VG9U	VSG	WGFU	ZPLC		
DG9H	40mL HCL amber vial	100mL unpreserved amber glass	100mL unpreserved amber glass	100mL unpreserved amber glass	100mL unpreserved amber glass	100mL unpreserved amber glass	100mL unpreserved amber glass	100mL unpreserved amber glass	250mL unpreserved amber glass	1 liter HCL clear glass	1 liter Na Thiosulfate clear gla	1 liter unpreserved glass	1 liter NaOH, Asc Acid plastic	1 liter HNO3 plastic	1 liter H2SO4 plastic	1 liter H2SO4 plastic	1 liter NaOH, Zn, Ac	500mL NaOH, Asc Acid plastic	500mL NaOH plastic	500mL NaOH, Zn, Ac	Air Filter	250mL NaOH plastic	250mL NaOH, Zn Ac plastic	Air Cassettes	40mL Na Bisulfate amber vial	40mL MeOH clear vial	40mL TSP amber vial	40mL H2SO4 amber vial	40mL Na Thio amber vial	40mL unpreserved amber vial	Wipe/Swab	4oz unpreserved amber wide	Summa Can	40mL HCL clear vial	40mL Na Thio. clear vial	40mL unpreserved clear vial	Headspace septa vial & HCL	4oz wide jar w/hexane wipe	Ziploc Bag



Pace Analytical Services, Inc.
1000 Riverbend Blvd. Suite F
St. Rose, LA 70087
(504) 469-0333

October 09, 2013

Kenneth Hunt
PASI Indianapolis
7726 Moller Road
Indianapolis, IN 46268

RE: Project 20159885
Project ID: 5087387/WESTERN SOLUTIONS

Dear Kenneth Hunt:

Enclosed are the analytical results for sample(s) received by the laboratory on September 27, 2013. Results reported herein conform to the most current NELAC standards, where applicable, unless otherwise narrated in the body of the report.

If you have any questions concerning this report, please feel free to contact me.

Sincerely,

A handwritten signature in black ink that reads "Regina Ste. Marie". The signature is written in a cursive, flowing style.

Regina Ste. Marie
regina.ste.marie@pacelabs.com



REPORT OF LABORATORY ANALYSIS

This report shall not be reproduced, except in full, without the written consent of Pace Analytical Services, Inc.

Cover 10/9/2013 19:20:33



Laboratory Certifications

Pace Analytical Services, Inc.
1000 Riverbend Blvd. Suite F
St. Rose, LA 70087
(504) 469-0333

Project: 20159885

Client: PASI Indianapolis

Project ID: 5087387/WESTERN SOLUTIONS

Washington Department of Ecology C2078
Oregon Environmental Laboratory Accreditation - LA200001
U.S. Dept. of Agriculture Foreign Soil Import P330-10-00119
Pennsylvania Dept. of Env Protection (NELAC) 68-04202
Texas Commission on Env. Quality (NELAC) T104704405-09-TX
Kansas Department of Health and Environment (NELAC) E-10266
Florida Department of Health (NELAC) E87595
Oklahoma Department of Environmental Quality - 2010-139
Illinois Environmental Protection Agency - 0025721
California Env. Lab Accreditation Program Branch - 11277CA
Louisiana Dept. of Environmental Quality (NELAC/LELAP) 02006





Sample Cross Reference

Pace Analytical Services, Inc.
1000 Riverbend Blvd. Suite F
St. Rose, LA 70087
(504) 469-0333

Project: 20159885

Client: PASI Indianapolis

Project ID: 5087387/WESTERN SOLUTIONS

Client Sample ID	Lab ID	Matrix	Collection Date/Time	Received Date/Time
DISPOSAL-LIQUID	201128915	Other	24-Sep-13 11:10	27-Sep-13 10:00



Project Narrative

Pace Analytical Services, Inc.
1000 Riverbend Blvd. Suite F
St. Rose, LA 70087
(504) 469-0333

Project: 20159885

Sample Receipt Condition:

All samples were received in accordance with EPA protocol.

Holding Times:

All holding times were met.

Blanks:

All blank results were below reporting limits.

Laboratory Control Samples:

All LCS recoveries were within QC limits.

Matrix Spikes and Duplicates:

All MS/MSD recoveries or duplicate RPDs were within QC limits.

Surrogates:

All surrogate recoveries were within QC limits.



QC Cross Reference

Pace Analytical Services, Inc.
1000 Riverbend Blvd. Suite F
St. Rose, LA 70087
(504) 469-0333

Project: 20159885

Analytical Method	Batch	Sample used for QC
EPA 8081	218249	Project sample DISPOSAL-LIQUID
EPA 8151	218250	Project sample DISPOSAL-LIQUID

Narrative1 10/9/2013 19:21:15

For the sample used as the original for the DUP or MS/MSD for the batch:

Project sample means a sample from this project was used.

Client sample means a sample from the same client but in a different project was used.

Batch sample means a sample from a different client was used.



Sample Results

Pace Analytical Services, Inc.
 1000 Riverbend Blvd. Suite F
 St. Rose, LA 70087
 (504) 469-0333

Client: PASI Indianapolis

Client ID: DISPOSAL-LIQUID

Project: 20159885

Project ID: 5087387/WESTERN SOLUTIONS

Site: None

Lab ID: 201128915 (TCLP)

Matrix: Other

% Moisture: n/a

Description: None

Prep Level: TCLP

Batch: 218249

Method: EPA 8081 (TCLP)
8081 Pests TCLP

Collected: 24-Sep-13

Received: 27-Sep-13

Prepared: 02-Oct-13

Units: mg/L

CAS No.	Analyte	Dilution	Result	Qu	Reporting Limit	Reg Limit	Analysis
58-89-9	gamma-BHC (Lindane)	1	ND		0.000500	0.400	07-Oct-13 16:39 SLF
57-74-9	Chlordane	1	ND		0.00500	0.0300	07-Oct-13 16:39 SLF
72-20-8	Endrin	1	ND		0.00100	0.0200	07-Oct-13 16:39 SLF
76-44-8	Heptachlor	1	ND		0.000500	0.00800	07-Oct-13 16:39 SLF
1024-57-3	Heptachlor epoxide	1	ND		0.000500	0.00800	07-Oct-13 16:39 SLF
72-43-5	Methoxychlor	1	ND		0.00500	10.0	07-Oct-13 16:39 SLF
8001-35-2	Toxaphene	1	ND		0.0200	0.500	07-Oct-13 16:39 SLF

7 compound(s) reported

ND denotes the analyte was analyzed for but not detected at the reporting limit or method detection limit indicated.

Protocol 10/9/2013 19:21:16

Limits are corrected for sample size, dilution and moisture content if applicable.

Qu lists qualifiers. Specific qualifiers are defined at the end of the report.

Regulatory limit may denote an actual regulatory limit or a client-requested notification limit.



Sample Results

Pace Analytical Services, Inc.
 1000 Riverbend Blvd. Suite F
 St. Rose, LA 70087
 (504) 469-0333

Client: PASI Indianapolis

Client ID: DISPOSAL-LIQUID

Project: 20159885

Project ID: 5087387/WESTERN SOLUTIONS

Site: None

Lab ID: 201128915 (TCLP)

Matrix: Other

% Moisture: n/a

Description: None

Prep Level: TCLP

Batch: 218250

Method: EPA 8151 (TCLP)

8151 Herbs TCLP

Collected: 24-Sep-13

Received: 27-Sep-13

Prepared: 02-Oct-13

Units: mg/L

CAS No.	Analyte	Dilution	Result	Qu	Reporting Limit	Reg Limit	Analysis
94-75-7	2,4-D	1	ND		0.0200	10.0	08-Oct-13 12:30 SPP1
93-72-1	2,4,5-TP (Silvex)	1	ND		0.0200	1.00	08-Oct-13 12:30 SPP1

2 compound(s) reported

ND denotes the analyte was analyzed for but not detected at the reporting limit or method detection limit indicated.

Protocol 10/9/2013 19:21:16

Limits are corrected for sample size, dilution and moisture content if applicable.

Qu lists qualifiers. Specific qualifiers are defined at the end of the report.

Regulatory limit may denote an actual regulatory limit or a client-requested notification limit.



Surrogate Recovery

Pace Analytical Services, Inc.
 1000 Riverbend Blvd. Suite F
 St. Rose, LA 70087
 (504) 469-0333

Batch: 218249

Project: 20159885

Method: TCLP GC Semivolatile Organics

Lab ID	Sample ID	Qu	Sur 1 %Rec	Sur 2 %Rec	Sur 3 %Rec	Sur 4 %Rec	Sur 5 %Rec	Sur 6 %Rec	Sur 7 %Rec	Sur 8 %Rec
201130258	218249 BLANK 1		59	55	43	44				
201130259	218249 LCS 1		66	64	50	50				
201128915	DISPOSAL-LIQUID		71	66	32	32				
201130260	DISPOSAL-LIQUID MS 1		75	70	42	40				
201130261	DISPOSAL-LIQUID MSD 1		63	58	44	42				

QC limits: 10-137 10-137 18-119 18-119

Sur 1: Decachlorobiphenyl (Conf)(S)
 Sur 2: Decachlorobiphenyl (S)
 Sur 3: Tetrachloro-m-xylene (Conf)(S)
 Sur 4: Tetrachloro-m-xylene (S)

* denotes surrogate recovery outside of QC limits.

D denotes surrogate recovery is outside of QC limits due to sample dilution, and is not considered an excursion.



Surrogate Recovery

Pace Analytical Services, Inc.
1000 Riverbend Blvd. Suite F
St. Rose, LA 70087
(504) 469-0333

Batch: 218250

Project: 20159885

Method: TCLP GC Semivolatile Organics

Lab ID	Sample ID	Qu	Sur 1 %Rec	Sur 2 %Rec	Sur 3 %Rec	Sur 4 %Rec	Sur 5 %Rec	Sur 6 %Rec	Sur 7 %Rec	Sur 8 %Rec
201130262	218250 BLANK 1		22	19						
201130263	218250 LCS 1		34	31						
201128915	DISPOSAL-LIQUID		73	71						
201130264	DISPOSAL-LIQUID MS 1		65	61						
201130265	DISPOSAL-LIQUID MSD 1		73	71						
QC limits:			10-166	10-166						
Sur 1: 2,4-DCPA (Conf)(S)										
Sur 2: 2,4-DCPA (S)										

* denotes surrogate recovery outside of QC limits.

D denotes surrogate recovery is outside of QC limits due to sample dilution, and is not considered an excursion.



Blank Results

Pace Analytical Services, Inc.
1000 Riverbend Blvd. Suite F
St. Rose, LA 70087
(504) 469-0333

Blank ID: 218249 BLANK 1

Project: 20159885

Lab ID: 201130258

Prep Level: TCLP

Batch: 218249

Method: TCLP GC Semivolatile Organics

Prepared: 02-Oct-13

CAS Numb	Analyte	Dilution	Result	Qu	Units: mg/L Reporting Limit	Analysis
58-89-9	gamma-BHC (Lindane)	1	ND		0.000500	07-Oct-13 16:13 SLF
57-74-9	Chlordane	1	ND		0.00500	07-Oct-13 16:13 SLF
72-20-8	Endrin	1	ND		0.00100	07-Oct-13 16:13 SLF
76-44-8	Heptachlor	1	ND		0.000500	07-Oct-13 16:13 SLF
1024-57-3	Heptachlor epoxide	1	ND		0.000500	07-Oct-13 16:13 SLF
72-43-5	Methoxychlor	1	ND		0.00500	07-Oct-13 16:13 SLF
8001-35-2	Toxaphene	1	ND		0.0200	07-Oct-13 16:13 SLF

7 compound(s) reported

ND denotes the analyte was analyzed for but not detected at the reporting limit or method detection limit indicated.

Protocol Blank 10/9/2013 19:21:2

Limits are corrected for sample size, dilution and moisture content if applicable.

Qu lists qualifiers. Specific qualifiers are defined at the end of the report.

Regulatory limit may denote an actual regulatory limit or a client-requested notification limit.



Blank Results

Pace Analytical Services, Inc.
1000 Riverbend Blvd. Suite F
St. Rose, LA 70087
(504) 469-0333

Blank ID: 218250 BLANK 1

Project: 20159885

Lab ID: 201130262

Prep Level: TCLP

Batch: 218250

Method: TCLP GC Semivolatile Organics

Prepared: 02-Oct-13

CAS Numb	Analyte	Dilution	Result	Qu	Units: <u>mg/L</u> Reporting Limit	Analysis
94-75-7	2,4-D	1	ND		0.0200	08-Oct-13 11:58 SPP1
93-72-1	2,4,5-TP (Silvex)	1	ND		0.0200	08-Oct-13 11:58 SPP1
2 compound(s) reported						

ND denotes the analyte was analyzed for but not detected at the reporting limit or method detection limit indicated.

Protocol Blank 10/9/2013 19:21:2
Limits are corrected for sample size, dilution and moisture content if applicable.
Qu lists qualifiers. Specific qualifiers are defined at the end of the report.
Regulatory limit may denote an actual regulatory limit or a client-requested notification limit.



Definitions/Qualifiers

Pace Analytical Services, Inc.
1000 Riverbend Blvd. Suite F
St. Rose, LA 70087
(504) 469-0333

Project: 20159885

Value	Description
J	This estimated value for the analyte is below the adjusted reporting limit but above the instrument reporting limit.
U	The analyte was analyzed for but not detected at the reporting limit or method detection limit indicated.
B	This analyte was detected in the method blank.
E	The sample concentration is above the linear calibrated range of the analysis.
LCS	Laboratory Control Sample.
MS(D)	Matrix Spike (Duplicate).
DUP	Sample Duplicate.
RPD	Relative Percent Difference.



Pace Analytical Services, Inc.
1000 Riverbend Blvd. Suite F
St. Rose, LA 70087
(504) 469-0333

Chains of Custody

Chain of Custody

20159885 PASI--INDI



Analytical
20labs.com

Workorder: 5087387 Workorder Name: Hoxsey Property 01104.020.006 Owner Received Date: 9/26/2013 Results Requested By: 10/10/2013

Report To: Subcontract To: Requested Analysis

Kenneth Hunt
Pace Analytical Services, Inc.
7726 Moller Road
Indianapolis, IN 46268
Phone (317)875-5894
Fax (317)872-6189

Pace Analytical New Orleans
1000 Riverbend Blvd
Suite F
St. Rose, LA 70087
Phone (504)469-0333

Item	Sample ID	Sample Type	Collect Date/Time	Lab ID	Matrix	Preserved Containers	Requested Analysis	LAB USE ONLY
1	Disposal-Liquid	PS	9/24/2013 11:10	5087387001	Water	AGIU 1	X TCLP Pests/Herbs	20/28915
2								
3								
4								
5								

Transfers	Released By	Date/Time	Received By	Date/Time	Received on Ice	Y or N	Samples Intact	Y or N
1	Marcia Bennett	9/24/13 14:30						
2	Ed El	9/27/13 1800	Z Muller	9/27/13	1000	N		
3								

Cooler Temperature on Receipt 1-4°C Custody Seal Y or N Received on Ice Y or N Samples Intact Y or N

H.S. ✓



1000 Riverbend Blvd., Suite F
St. Rose, LA 70087

Sample Condition

20159885 PASI-INDI



Project #: **20**

Courier: Pace Courier Hired Courier Fed X UPS DHL USPS Customer Other

Custody Seal on Cooler/Box Present: [see COC]

Custody Seals intact: Yes No

Thermometer Used: Therm Fisher IR 5
 Therm Fisher IR 6
 Therm Fisher IR 7

Type of Ice: Wet Blue None

Samples on ice: [see COC]

Cooler Temperature: [see COC]

Temp should be above freezing to 6°C

Date and Initials of person examining contents: 9-27-13 HLB

Temp must be measured from Temperature blank when present

Comments:

Temperature Blank Present?	<input checked="" type="checkbox"/> Yes <input type="checkbox"/> No <input type="checkbox"/> N/A	1	
Chain of Custody Present:	<input checked="" type="checkbox"/> Yes <input type="checkbox"/> No <input type="checkbox"/> N/A	2	
Chain of Custody Complete:	<input checked="" type="checkbox"/> Yes <input type="checkbox"/> No <input type="checkbox"/> N/A	3	
Chain of Custody Relinquished:	<input checked="" type="checkbox"/> Yes <input type="checkbox"/> No <input type="checkbox"/> N/A	4	
Sampler Name & Signature on COC:	<input checked="" type="checkbox"/> Yes <input type="checkbox"/> No <input type="checkbox"/> N/A	5	
Samples Arrived within Hold Time:	<input checked="" type="checkbox"/> Yes <input type="checkbox"/> No <input type="checkbox"/> N/A	6	
Sufficient Volume:	<input checked="" type="checkbox"/> Yes <input type="checkbox"/> No <input type="checkbox"/> N/A	7	
Correct Containers Used:	<input checked="" type="checkbox"/> Yes <input type="checkbox"/> No <input type="checkbox"/> N/A	8	
Filtered vol. Rec. for Diss. tests	<input type="checkbox"/> Yes <input type="checkbox"/> No <input checked="" type="checkbox"/> N/A	9	
Sample Labels match COC:	<input checked="" type="checkbox"/> Yes <input type="checkbox"/> No <input type="checkbox"/> N/A	10	
All containers received within manufacture's precautionary and/or expiration dates.	<input checked="" type="checkbox"/> Yes <input type="checkbox"/> No <input type="checkbox"/> N/A	11	
All containers needing chemical preservation have been checked (except VOA, coliform, & O&G).	<input type="checkbox"/> Yes <input type="checkbox"/> No <input checked="" type="checkbox"/> N/A	12	
All containers preservation checked found to be in compliance with EPA recommendation.	<input type="checkbox"/> Yes <input type="checkbox"/> No <input checked="" type="checkbox"/> N/A	13	If No, was preservative added? <input type="checkbox"/> Yes <input type="checkbox"/> No If added record lot no.: HNO3 _____ H2SO4 _____
Headspace in VOA Vials (>6mm):	<input type="checkbox"/> Yes <input type="checkbox"/> No <input checked="" type="checkbox"/> N/A	14	
Trip Blank Present:	<input type="checkbox"/> Yes <input checked="" type="checkbox"/> No	15	

Client Notification/ Resolution:

Person Contacted: _____

Date/Time: _____

Comments/ Resolution: _____

APPENDIX C
IEPA Memorandum



ILLINOIS ENVIRONMENTAL PROTECTION AGENCY

1021 NORTH GRAND AVENUE EAST, P.O. BOX 19276, SPRINGFIELD, ILLINOIS 62794-9276 • (217) 782-2829

PAT QUINN, GOVERNOR

LISA BONNETT, DIRECTOR

DATE: August 12, 2013
TO: Bureau File
FROM: James M. Salch, Bureau of Land /OSE
Re: LPC# 0998290003--LaSalle County
Wedron / Hoxsey
LUST / Tech

At the request of the Illinois Environmental Protection Agency's (Illinois EPA's) Bureau of Land management, the Office of Site Evaluation (OSE) will conduct assessments at selected sites to determine if contaminants are present in soil and or groundwater at concentrations greater than Illinois EPA's Tier 1 Corrective Action Objectives; and to determine if contamination is migrating off of the subject property.

The Hoxsey property is a triangular shaped parcel located on the southwest corner of N3462nd Rd and E2153rd Rd in Wedron, IL in LaSalle County (See attached figures). The property occupies approximately 0.5 acres. The property is privately owned, but unoccupied at the present time. Three structures are present on the property and include two storage buildings and mobile home. Portions of the property have been used for the storage of boats and various other items.

The town of Wedron is a small unincorporated community consisting of approximately 50 residential properties. The subject property is located on the eastern side of Wedron with residential properties present to the north and west. The eastern side of the property is bounded by E2153rd Rd followed by an active railroad spur and an industrial sand mining company (Wedron Silica Company). The Fox River borders Wedron Silica to the east approximately 550 feet from the subject property. Wedron Silica (a.k.a. Fairmont Minerals and Technisand, Inc.) owns and operates property to the east, south and southwest of Wedron.

The Hoxsey property operated as a general store from the late 1920s to 1977 when a fire destroyed all of the buildings located on the property. Prior to 1977, retail operations included the sale of gasoline. Three Underground Storage Tanks (USTs) are reported to have been present on the Hoxsey property. The tanks consisted of one 500-gallon and one 1000-gallon gasoline tanks, and a third kerosene tank of undisclosed volume. Information regarding the installation and removal dates of the three USTs is unclear. A second set of gasoline USTs may have been installed in 1975. All of the USTs are reported to have been removed prior to 1986. Historical

information suggests that the USTs and associated pump island were located on the eastern side of the property at the edge of E2153rd Rd.

Investigative activities performed by the Illinois Environmental Protection Agency (Illinois EPA) and the United States Environmental Protection Agency (U.S. EPA) in July 2012 revealed petroleum contamination in subsurface soils in a boring located adjacent to the Hoxsey property. A subsequent geophysical investigation performed by the U.S. EPA on the Hoxsey property identified at least two anomalies suspected to be USTs. Based on this information, a release incident was reported to the Illinois Emergency Management Agency (IEMA) and Incident No. H2012-0831 was issued for the Hoxsey property. At the request of the U.S. EPA, Civil and Environmental Consultants, Inc. performed an investigation for the property owner in November 2012 to determine if USTs were still present on the Hoxsey property. No USTs were unearthed; however, metal fill of ventilation piping was discovered during the investigation in the vicinity of the contaminated boring location.

The potable water supply for residents of Wedron is supplied by private water supply wells. In April 1982, three private wells sampled by the Illinois EPA were found to contain volatile organic compounds (VOCs) commonly associated with gasoline. By November 1983, eight private wells were identified that contained the gasoline related contaminants benzene, ethylbenzene, toluene and xylenes (BTEX). In December 1984, two alternate water supply wells were installed into a deeper aquifer to supply affected residents with clean water. The source of the groundwater contamination was not identified.

In 2009, two additional residential wells in Wedron were found to contain benzene at concentrations exceeding the federal Maximum Contaminant Level (MCL). In 2012, U.S. EPA sampled approximately 50 private wells in and near Wedron to identify private wells containing BTEX. Eight wells were found to contain BTEX at or near MCLs. U.S. EPA has provided affected residents with bottled water since December 2011, and installed whole house filters in the nine homes in February 2013. U.S. EPA plans to install eight new water supply wells for the affected residents by the fall of 2013.

The Hoxsey property was identified as a potential source of the Wedron groundwater contamination based on the historical presence of gasoline USTs. In March 2013, Illinois EPA's OSE prepared a work plan to conduct a site assessment of the Hoxsey property. Following receipt of an access agreement with the property owner, the OSE completed the site assessment in May 2013. The site assessment included the completion of twelve soil borings using the Illinois EPA Geoprobe® on and near the subject property (Figure-2). Twenty analytical soil samples and six analytical groundwater samples were collected from the twelve soil boring locations. Analytical samples were delivered to Illinois EPA's Division of Laboratories in Springfield, IL on May 23, 2013 for analysis. Soil boring locations were recorded using Global Positioning System (GPS) technology following completion. All field activities were performed in accordance with Illinois EPA Bureau of Land Standard Operation Procedures (SOPs).

An employee of Civil & Environmental Consultants, Inc. was present onsite to represent the property owner and to collect analytical soil samples for separate analysis.

Soil borings GP-101 thru GP-111 were continuously cored at four foot intervals to a depth of refusal or until bedrock was encountered (approximately 24ft). Location GP-112 was used solely for the collection of a groundwater sample. Soil cores were characterized by an Illinois EPA geologist and field analyzed using a Photo Ionization Detector (PID) for the presence of VOCs. Attachment-A contains the boring logs for GP-101 thru GP-111. Soil cores exhibiting petroleum odors and or PID response were containerized in a 55-gallon drum for offsite disposal. Sampling equipment was decontaminated between borings using a solution of liquinox and water followed by a deionized water rinse. Decontamination water was containerized and placed in 55-gallon drums for offsite disposal.

One to three soil samples were collected from the majority of the soil borings based on the discretion of the Illinois EPA project manager. Table-1 contains a list of soil samples collected during the investigation. Soil samples were collected primarily from intervals exhibiting elevated PID response and petroleum odors. Total metals samples X-106B and X-107C were collected from intervals which appeared to be uncontaminated to represent background conditions. Soil samples were collected directly from soil cores and placed into sample containers provided by Illinois EPA's Division of Laboratories. Laboratory analysis of soil samples included VOCs, Semi-Volatile Organic Compounds (SVOCs), total metals, and pH. A select number of samples were collected for Synthetic Precipitation Leaching Procedure (SPLP) metals to assess metal constituents ability to be dissolved from the soil (Table-1).

Six shallow groundwater samples were collected during the May 2013 investigation (Table-1). Groundwater samples were collected from saturated unconsolidated material above the St. Peter Sandstone at depths between 16 and 22 feet. The presence of shallow groundwater above the St. Peter Sandstone appears to be seasonal based on its absence in a July 2012 investigation conducted in Wedron. Discrete groundwater samples were collected using Geoprobe's Screen Point 16 (SP16) groundwater sampler. The SP16 groundwater sampler consists of a 4-foot stainless steel wire wrapped screen and protective sheath. The SP-16 sampler is advanced to the desired sampling interval and then is retracted four feet to expose the screen. Groundwater samples are then collected using tubing and a peristaltic pump. Groundwater samples were laboratory analyzed for VOCs, SVOCs, and total metals. A duplicate sample (G-153), field blank, and rinsate blank (G-154) were also collected for laboratory analysis. Purge water generated during groundwater sampling activities was placed in a 55-gallon drum for offsite disposal.

Laboratory analytical results and Chain of Custody (COC) documentation for samples collected during the site assessment are provided in Attachment-D. Photographs documenting sample collection are provided in Attachment-B. Soil and groundwater sample analytical results were compared to Tier 1 corrective action objectives (CAOs) set forth by 35 IL Adm. Code Part 742, Tiered Approach to Corrective Action Objectives

(TACO). Tables-2 & 3 Contain compounds detected in soil and groundwater samples and identify those sample concentrations found to exceed TACO Tier 1 CAOs.

Benzene, ethylbenzene, toluene, and total xylenes were found to exceed Tier 1 CAOs in soil samples collected during the site assessment. Exposure pathways exceeded were the soil component of the groundwater ingestion pathway (migration to groundwater pathway), the residential inhalation pathway, and the construction worker inhalation pathway. Two of the five locations (GP-108 & GP-109) with exceedances are located offsite to the east of the subject property.

Benzene, ethylbenzene, toluene, total xylenes, naphthalene, 2-methylnaphthalene, iron and lead were found to exceed the Class I groundwater remediation objectives in groundwater samples collected during the site assessment. Three of the five groundwater sample locations (GP-108, GP-109 & GP-111) with Class I groundwater exceedances occur at offsite locations (Table-2). Benzene, ethylbenzene, and naphthalene concentrations were found to exceed groundwater remediation objectives for the indoor inhalation exposure pathway (Table-3). A slight visible sheen was noted on groundwater collected from GP-108, GP-109 & GP110.

Soil and groundwater samples from boring location GP-110 contained the highest contaminant concentrations respectively. Boring location GP-110 was located at the eastern edge of the Hoxsey property near the presumed location of the former pump island and USTs. Due to historical modifications of E2153rd Rd right-of-way and the Hoxsey property, the exact location of the former tanks and pump island could not be established.

It should be noted that on April 29, 2013, a 550 gallon UST was removed from IL Railway property slightly east/northeast of the subject property across E2153rd Rd. Conditions noted during tank removal indicated evidence of a release. An Illinois Emergency Management Agency Number (IEMA # 20130463) was assigned to the site. Historical Sanborn Fire Insurance Maps (1925 & 1949) also indicated the presence of a gasoline tank located adjacent to the Hoxsey property in what is currently E2153rd Rd (Attachment-C). Geophysical studies conducted by the United States Environmental Protection Agency (U.S. EPA) in May 2013 did not reveal any evidence of USTs under E2153rd Rd.

ATTACHMENTS

Figure – 1.....Site Location Map
Figure – 2.....Soil Boring Location Map

Table – 1.....Sample Summary Table
Table – 2.....Analytical Data Table
Table – 3.....Vapor Intrusion Analytical Data Table

Attachment – A.....Soil Boring Logs
Attachment – B.....Sample Documentation Photos
Attachment – C.....Sanborn Fire Insurance Maps
Attachment – D.....Analytical Data Package

Figure -1
Site Location Map
Hoxsey Property

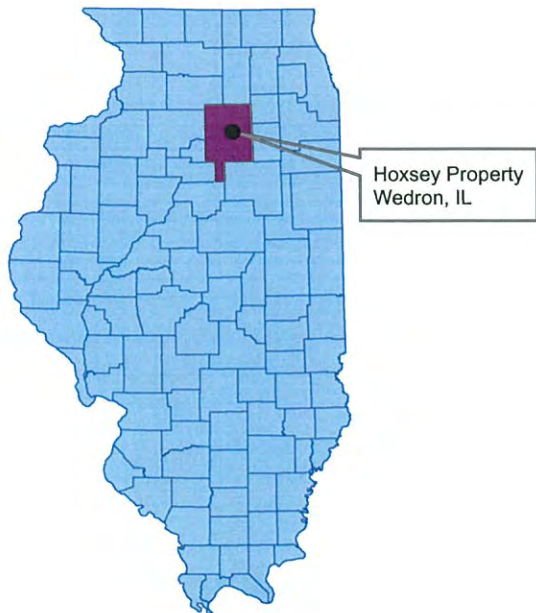
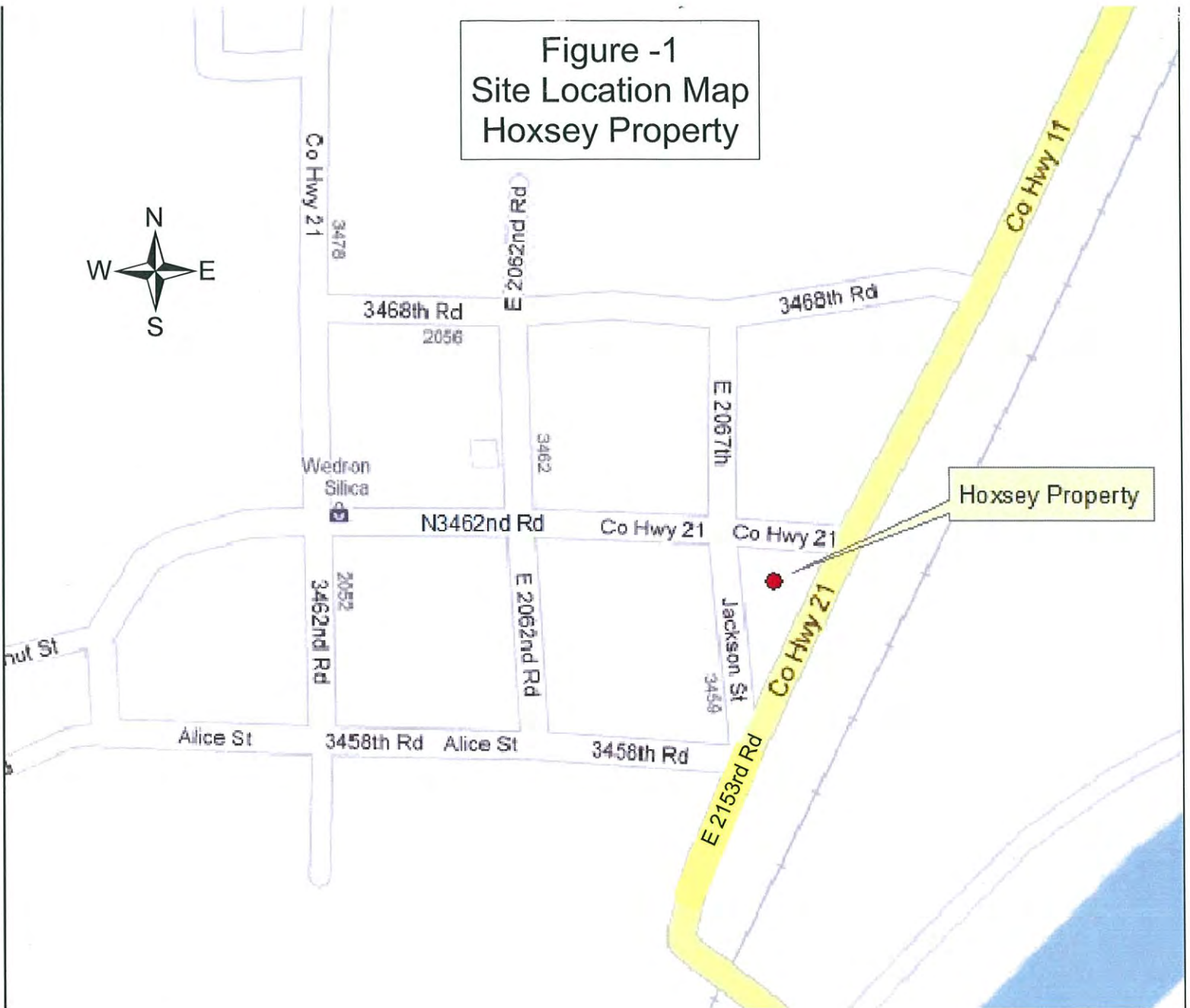
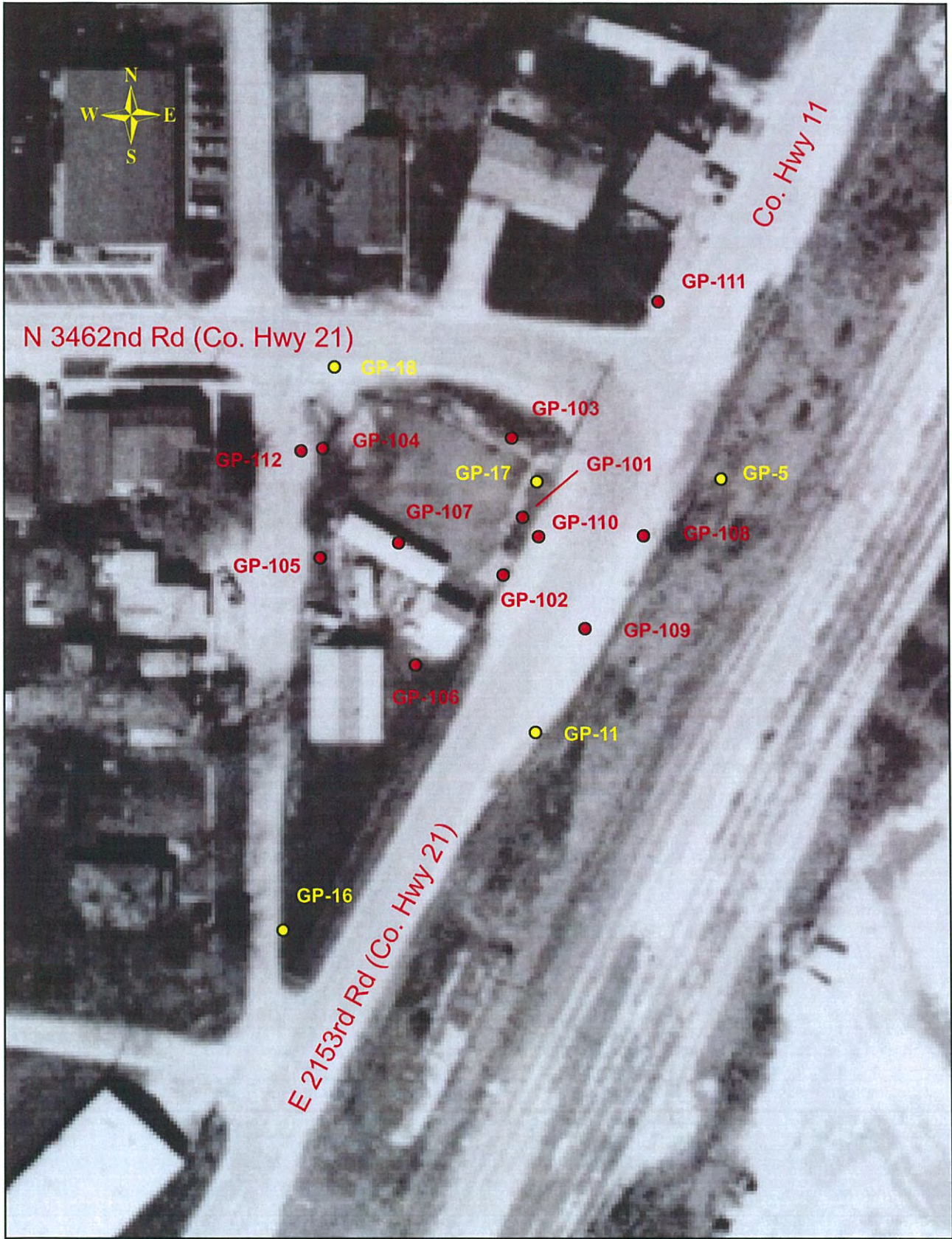


FIGURE - 2
Soil Boring Location Map
Hoxsey Property - Wedron, IL



0 25 50 100 Feet

- July 2012 Boring Location
- May 2013 Boring Location

TABLE - 1
SAMPLE SUMMARY TABLE
HOXSEY PROPERTY
May 2013

Sample Location	Date / Time	Depth	Analyses	Description	Rational
X-101A	5-20-13 / 14:50	11 - 12 ft	VOC / SVOC / TM / pH	Dark gray fine sand.	Elevated PID response, dark gray color.
X-101B	5-20-13 / 14:20	21 - 22 ft	VOC / SVOC / TM / pH	Brown and gray fine to coarse sand, trace of gravel.	Elevated PID response, strong petroleum odor.
X-103A	5-21/13 / 09:05	11.5 - 12.5 ft	VOC / SVOC / TM / pH	Black fine sand.	Elevated PID response, discoloration, strong petroleum odor.
X-103B	5-21-13 / 09:50	20 - 21 ft	VOC / SVOC / TM / pH / SPLP Lead	Gray fine to medium sand.	Elevated PID response, strong petroleum odor.
X-104A	5-21-13 / 11:45	12.5 - 13 ft	VOC / SVOC / TM / pH	Brown fine to medium sand.	First zone exhibiting elevated PID response.
X-105	5-21-13 / 13:45	18.5 - 19.5 ft	VOC / SVOC / TM / pH	Gray fine to coarse sand, trace of gravel.	Elevated PID response, petroleum odor.
X-106A	5-21-13 / 15:10	18 - 19 ft	VOC / SVOC / TM / pH	Gray fine to coarse sand with gravel.	Interval with highest PID response, strong petroleum odor.
X-106B	5-21-13 / 15:35	8 - 9 ft	TM / pH	Brown fine to coarse sand.	Uncontaminated material / Background
X-107A	5-21-13 / 16:30	13 - 14 ft	VOC / SVOC / TM / pH	Gray and brown fine to coarse sand and gravel.	Elevated PID response, petroleum odor.
X-107B	5-21-13 / 17:00	20 - 21 ft	VOC / SVOC / TM / pH	Dark gray fine to medium sand.	Interval with highest PID response, strong petroleum odor.
X-107C	5-21-13 / 17:10	8.5 - 9 ft	TM / pH	Brown fine to medium sand.	Uncontaminated material / Background
X-108A	5-22-13 / 09:30	10 - 11.5 ft	VOC / SVOC / TM / pH	Gray and brown silty clay.	First zone exhibiting elevated PID response.
X-158A/Dup of 108A	5-22-13 / 09:30	10 - 11.5 ft	VOC / SVOC / TM / pH	Gray and brown silty clay.	Duplicate of X-108A
X-108B	5-22-13 / 10:05	19 - 20 ft	VOC / SVOC / TM / pH	Brown fine to coarse sand and fine gravel.	Interval with highest PID response, strong petroleum odor.
X-109	5-22-13 / 12:15	19 - 20 ft	VOC / SVOC / TM / pH / SPLP Lead	Gray/dark gray fine to medium sand.	Interval with highest PID response, strong petroleum odor.
X-110A	5-22-13 / 15:05	1.5 - 2.5 ft	VOC / SVOC / TM / pH	Brown and black mix of sand, cinders and gravel.	Elevated PID response near surface.
X-110B	5-22-13 / 15:20	14 - 15 ft	VOC / SVOC / TM / pH / SPLP Lead	Gray fine sand, trace of gravel.	High PID response, strong petroleum odor.
X-110C	5-22-13 / 15:35	19 - 20 ft	VOC / SVOC / TM / pH	Brown fine to coarse sand and gravel.	High PID response, strong petroleum odor.
X-111A	5-22-13 / 17:50	14.5 - 15.5 ft	VOC / SVOC / TM / pH	Mottled brown fine to coarse sand and gravel.	Elevated PID response, petroleum odor.
X-111B	5-22-13 / 17:55	21 - 22 ft	VOC / SVOC / TM / pH	Gray fine fine to coarse sand and gravel.	Elevated PID response, zone most highly impacted on site.
G-103	5-21-13 / 11:50	18 - 22 ft	VOC / SVOC / TM	Groundwater	Evaluate first water bearing zone.
G-153/Dup of 103	5-21-13 / 11:50	18 - 22 ft	VOC / SVOC / TM	Groundwater	Duplicate Sample
G-108 & MS/MSD	5-22-13 / 11:25	16 - 20 ft	VOC / SVOC / TM	Groundwater	Evaluate first water bearing zone.
G-109	5-22-13 / 14:30	16 - 20 ft	VOC / SVOC / TM	Groundwater	Evaluate first water bearing zone.
G-110	5-22-13 / 16:50	17 - 21 ft	VOC / SVOC / TM	Groundwater	Evaluate first water bearing zone.
G-111	5-23-13 / 10:10	16 - 20 ft	VOC / SVOC / TM	Groundwater	Evaluate first water bearing zone.
G-112	5-23-13 / 10:50	16 - 20 ft	VOC / SVOC / TM	Groundwater	Evaluate first water bearing zone.
G-154 Rinsate Blank	5-22-13 / 08:30	NA	VOC / SVOC / TM	DI water	QA/QC

TM - Total Metals

VOC - Volatile Organic Compounds

SVOC - Semi Volatile Organic Compounds

SPLP Lead - Synthetic Precipitation Leaching Procedure for lead

TABLE - 2
ANALYTICAL DATA TABLE
WEDRON / HOXSEY
May 2013 Samples

CHEMICAL NAME	SOIL CORRECTIVE ACTION OBJECTIVES (mg/kg or mg/L)								GROUNDWATER INGESTION STANDARD (mg/L)		X-101A	X-101A	X-101B	X-101B	X-103A	X-103B	X-104A	X-104A	X-105	X-106A	X-106A	X-106B	X-107A	X-107B	X-107C	
	RESIDENTIAL		INDUSTRIAL COMMERCIAL		CONSTRUCTION WORKER		MIGRATION TO GROUNDWATER (mg/L)		Class I	Class II	5/20/2013		5/20/2013		5/21/2013	5/21/2013	5/21/2013		5/21/2013	5/21/2013		5/21/2013	5/21/2013	5/21/2013		
	Ingestion	Inhalation	Ingestion	Inhalation	Ingestion	Inhalation	Class I	Class II			14:50		14:20		9:05	9:50	11:45		13:45	15:10		15:35	16:30	17:00	17:10	
Inorganics - mg/kg or mg/L																										
Aluminum	78000	1000000	1000000	1000000	200000	870000	3.5	5	3.5	5	15000 J3		20100		2560	2800	1980		1850	2380		1940	2750	2080	1760	
Arsenic	---	750	---	1200	61	25000	0.05	0.2	0.05	0.2	54 J3		67.2		10.6	14.2	8.28		9.13	10.3		2.44 B1	8.77	17.9	6.24	9.46
Barium	5500	690000	140000	910000	14000	870000	2	2	2	2	0.45		0.67		7.08 B2	6.19 B2										
Beryllium	160	1300	4100	2100	410	44000	0.004	0.5	0.004	0.5	24.4 B2,J3		32.1 B2		2.39 B2	1.76 B2	0.93 B2		1.4 B2	3.14 B2		2.52 B2	3.72 B2	1.65 B2	1.82 B2	
Boron	16000	---	410000	---	41000	---	2	2	2	2	6.25 B2,J3		5.74 B2		49100	57800	41800		31900	85100		34800	66400	64800	32000	
Cadmium	78	1800	2000	2800	200	59000	0.005	0.05	0.005	0.05	43100 J3		19.6 J3		8.55	13.1	3.66		4.19	5.08		4.98	6.4	6.53	4.08	
Calcium	---	---	---	---	---	---	---	---	---	---	19.6 J3		7.47		1.93	2.03	1.27		1.84	2.43		2.47	3.87	1.73	2.15	
Chromium	230	270	6100	420	4100	690	0.1	1	0.1	1	16.5 B1,J3		24.1 B1		4.81 B1	6.32 B1	3.81 B1		3.83 B1	5.72 B1		5.66 B1	9 B1	4.2 B1	4.59 B1	
Cobalt	4700	---	120000	---	12000	---	1	1	1	1	20400 J3,J6		17400 J6		7800 J6	5520 J6	2910 J6		4520 J6	9090 J6		8480 J6	10700 J6	4830 J6	5780 J6	
Copper	2900	---	82000	---	8200	---	0.65	0.65	0.65	0.65	36.7 B1,J3		8.71 B1		14.3 B1	19.2 B1	1.29 B1		1.91 B1	5.24 B1		1.9 B1	1.97 B1	1.49 B1	1.78 B1	
Iron	---	---	---	---	---	---	5	5	5	5	24000 J3		26500		31900	18600	13000		14900	43000		21400	50300	28800	16100	
Lead	400	---	800	---	700	---	0.0075	0.1	0.0075	0.1	345		361		252	166	80.6		119	311		174	782	160	175	
Magnesium	325000	---	---	---	730000	---	---	---	---	---	19.3 J3		32		5.15	5.9			4.94	5.46		4.54	9.55	5.1	4.88	
Manganese	1600	69000	41000	91000	4100	8700	0.15	10	0.15	10	3720 J3		5350		659	780	505		445	563		446	780	499	395	
Nickel	1600	13000	41000	21000	4100	444000	0.1	2	0.1	2	29.3 J3		40.8		23.5	22.9	12.6		15.4	33.2		13	32.8	34	15.5	
Potassium	---	---	---	---	---	---	---	---	---	---	26.9 B1,J3		33.8 B1		8.38 B1	9.35 B1	5.74 B1		6.9 B1	17.1 B1		14 B1	13.6 B1	6.28 B1	10.5 B1	
Sodium	---	---	---	---	---	---	---	---	---	---	48.8 B2,J3		60.3 B2		14.1 B2	16.3 B2	8.23 B2		25.5 B2	43.5 B2		19 B2	29.2 B2	15.3 B2	17.1 B2	
Strontium	47000	---	1000000	---	410000	---	4.2	---	4.2	---																
Vanadium	550	---	14000	---	1400	---	0.049	0.1	0.049	0.1																
Zinc	23000	---	610000	---	61000	---	5	10	5	10																
Hardness	---	---	---	---	---	---	---	---	---	---																
SPLP Lead	---	---	---	---	---	---	0.0075	0.1	---	---																
Volatiles Organics - mg/kg or mg/L																										
Acetone	70000	100000	---	100000	---	100000	25	25	6.3	6.3																
Benzene	12	0.8	100	1.6	2300	2.2	0.03	0.17	0.005	0.025																
Carbon Disulfide	7800	720	200000	720	20000	9	32	160	0.7	3.5																
Ethylbenzene	7800	400	200000	400	20000	58	13	19	0.7	1	0.0041															
Isopropylbenzene (Cumene)	7800	500	200000	800	82000	52	91	400	0.7	3.5	0.17 J1,J2,L	0.49	0.2 L	5.9	0.041 J2,J1	22	0.19 L	ND	0.0041	0.16 L	1	0.01	0.0033	0.007 J1	0.009 J2	
Toluene	16000	650	410000	650	410000	42	12	29	1	2.5	0.17 J1,J2,L	0.63	0.17		0.09 J1,J2	2.5	0.082		0.0093	0.16 L	1.1	0.0073	0.026 J2,J3			
Xylenes, Total	16000	320	410000	320	41000	5.6	150	150	10	10	0.022 J1,J2		0.063	18 *	0.054 J1,J2	76 *	0.011	ND	0.0098	0.013	2.2	0.0073	0.039	0.017 J2		
Semi-Volatiles - mg/kg or mg/L																										
Acetophenone	---	---	---	---	---	---	---	---	---	---																
Di-n-butyl phthalate	7800	2300	200000	2300	200000	2300	2300	2300	0.7	3.5																
Dibenzofuran	310	---	8200	---	820	---	15	76	0.028	0.14																
2,4-Dimethylphenol	1600	---	41000	---	41000	---	9	9	0.14	0.14																
Fluorene	3100	---	82000	---	82000	---	560	2800	0.28	1.4	0.12															
2-Methylnaphthalene	310	---	8200	---	820	---	7.7	39	0.028	0.14	2.1															
4-Methylphenol	390	---	10000	---	1000	---	0.2	0.2	0.35	0.35																
Naphthalene	1600	170	41000	270	4100	1.8	12	18	0.14	0.22	0.32															
Phenanthrene	2300	---	61000	---	61000	---	220	1100	0.21	1.05	0.19															
Phenol	47000	---	610000	---	61000	---	100	100	0.1	0.1																
Pyrene	2300	---	61000	---	61000	---	4200	21000	0.21	1.05																

Qualifiers

1 - Analytical samples exceeded laboratory holding times for VOCs

Shaded > Class I migration to ground water RO.
Circled > Residential Tier I RO
Circled Water > Class I groundwater objective
Bold > Ind/Com Tier I RO
Asterisk > Construction worker RO.
Bold Groundwater > Class II Groundwater Obj.

Q - Maximum holding time exceeded.
M - Presence of material verified. Value is estimated.
L - Actual value not known, but known to be greater than value shown.
Value shown is the highest acceptable level for quantitation.
J6 - Blank spike failed high - possible high bias of false positive result
J3 - The reported value failed to meet the established quality control criteria for either precision or accuracy possibly due to matrix effects.
J2 - Internal Standard criteria not met.
J1 - Surrogate compound recovery limits have not been met.
B2 - The sample matrix caused possible effects on measurement.
The result may be biased high.
B1 - The sample matrix caused possible effects on measurement.
The results may be biased low.

TABLE - 2
ANALYTICAL DATA TABLE
WEDRON / HOXSEY
May 2013 Samples

CHEMICAL NAME	SOIL CORRECTIVE ACTION OBJECTIVES (mg/kg or mg/L)								GROUNDWATER INGESTION STANDARD (mg/L)		G-111	G-112	G-154	Trip Blank	Field Blank
	RESIDENTIAL		INDUSTRIAL COMMERCIAL		CONSTRUCTION WORKER		MIGRATION TO GROUNDWATER (mg/L)		Class I	Class II	5/23/2013	5/23/2013	5/22/2013	5/21/2013	5/21/2013
	Ingestion	Inhalation	Ingestion	Inhalation	Ingestion	Inhalation	Class I	Class II			10:10	10:50	8:30	12:00	12:50
Inorganics - mg/kg or mg/L															
Aluminum	78000	1000000	1000000	1000000	200000	870000	3.5	5	3.5	5	0.536	0.0926			
Arsenic	---	750	---	1200	61	25000	0.05	0.2	0.05	0.2					
Barium	5500	690000	140000	910000	14000	870000	2	2	2	2	0.153	0.104			
Beryllium	160	1300	4100	2100	410	44000	0.004	0.5	0.004	0.5					
Boron	16000	---	410000	---	41000	---	2	2	2	2	0.293 V	0.21 B1,V			
Cadmium	78	1800	2000	2800	200	59000	0.005	0.05	0.005	0.05					
Calcium	---	---	---	---	---	---	---	---	---	---	62.2	122			
Chromium	230	270	6100	420	4100	690	0.1	1	0.1	1					
Cobalt	4700	---	120000	---	12000	---	1	1	1	1					
Copper	2900	---	82000	---	8200	---	0.65	0.65	0.65	0.65					
Iron	---	---	---	---	---	---	5	5	5	5	0.0139	0.381			
Lead	400	---	800	---	700	---	0.0075	0.1	0.0075	0.1	0.0106 V				
Magnesium	325000	---	---	---	730000	---	---	---	---	---	42.1	50.9			
Manganese	1600	69000	41000	91000	4100	8700	0.15	10	0.15	10	0.0964	0.0281			
Nickel	1600	13000	41000	21000	4100	444000	0.1	2	0.1	2	0.0149				
Potassium	---	---	---	---	---	---	---	---	---	---	1.91	1.59			
Sodium	---	---	---	---	---	---	---	---	---	---	158	151			
Strontium	47000	---	1000000	---	410000	---	4.2	---	4.2	---	0.115	0.16			
Vanadium	550	---	14000	---	1400	---	0.049	0.1	0.049	0.1					
Zinc	23000	---	610000	---	61000	---	5	10	5	10					
Hardness	---	---	---	---	---	---	---	---	---	---	329	515			
SPLP Lead							0.0075	0.1							
Volatiles Organics - mg/kg or mg/L															
Acetone	70000	100000	---	100000	---	100000	25	25	6.3	6.3					
Benzene	12	0.8	100	1.6	2300	2.2	0.03	0.17	0.005	0.025					
Carbon Disulfide	7800	720	200000	720	20000	9	32	160	0.7	3.5					
Ethylbenzene	7800	400	200000	400	20000	58	13	19	0.7	1	0.082				
Isopropylbenzene (Cumene)	7800	500	200000	800	82000	52	91	400	0.7	3.5	0.012				
Toluene	16000	650	410000	650	410000	42	12	29	1	2.5	0.018				
Xylenes, Total	16000	320	410000	320	41000	5.6	150	150	10	10	0.4	0.0038		0.0045	
Semi-Volatiles - mg/kg or mg/L															
Acetophenone															
Di-n-butyl phthalate	7800	2300	200000	2300	200000	2300	2300	2300	0.7	3.5					
Dibenzofuran	310	---	8200	---	820	---	15	76	0.028	0.14					
2,4-Dimethylphenol	1600	---	41000	---	41000	---	9	9	0.14	0.14					
Fluorene	3100	---	82000	---	82000	---	560	2800	0.28	1.4					
2-Methylnaphthalene	310	---	8200	---	820	---	7.7	39	0.028	0.14	0.0025				
4-Methylphenol	390	---	10000	---	1000	---	0.2	0.2	0.35	0.35					
Naphthalene	1600	170	41000	270	4100	1.8	12	18	0.14	0.22	0.0028				
Phenanthrene	2300	---	61000	---	61000	---	220	1100	0.21	1.05					
Phenol	47000	---	610000	---	61000	---	100	100	0.1	0.1					
Pyrene	2300	---	61000	---	61000	---	4200	21000	0.21	1.05					

¹ - Analytical samples exceeded laboratory holding times for VOCs

Shaded > Class I migration to ground water RO.
Circled > Residential Tier I RO
Circled Water > Class I groundwater objective
Bold > Ind/Com Tier I RO
Asterisk > Construction worker RO.
Bold Groundwater > Class II Groundwater Obj.

Qualifiers

Q - Maximum holding time exceeded.
M - Presence of material verified. Value is estimated.
L - Actual value not known, but known to be greater than value shown.
Value shown is the highest acceptable level for quantitation.
J6 - Blank spike failed high - possible high bias of false positive result
J3 - The reported value failed to meet the established quality control criteria for either precision or accuracy possibly due to matrix effects.
J2 - Internal Standard criteria not met.
J1 - Surrogate compound recovery limits have not been met.
B2 - The sample matrix caused possible effects on measurement.
The result may be biased high.
B1 - The sample matrix caused possible effects on measurement.
The results may be biased low.

TABLE - 3
VAPOR INTRUSION ANALYTICAL DATA TABLE
HOXSEY PROPERTY
May 2013

CHEMICAL NAME	GROUNDWATER REMEDIATION OBJECTIVES INDOOR INHALATION EXPOSURE PATHWAY				G-103	G-153	G-108	G-109	G-110	G-111	G-112	G-154 Rinsate Blank	Trip Blank	Field Blank
	TABLE - H Diffusion & Advection		TABLE - I Diffusion		5/21/2013	5/21/2013	5/22/2013	5/22/2013	5/22/2013	5/23/2013	5/23/2013	5/22/2013	5/21/2013	5/21/2013
	RESIDENTIAL	INDUSTRIAL COMMERCIAL	RESIDENTIAL	INDUSTRIAL COMMERCIAL	18'-22'	18'-22'	16'-20'	16'-20'	17'-21'	16'-20'	16'-20'	8:30	12:00	12:50
Volatiles Organics - mg/kg or mg/L														
Acetone	1,000,000	1,000,000	1,000,000	1,000,000					0.066			ND		ND
Benzene	0.11	0.41	0.41	2.6	0.02	0.024	0.022	0.13	0.2			ND		ND
Carbon Disulfide	67	210	170	820								ND		ND
Ethylbenzene	0.37	1.4	1.3	8.1	1.3 *	1.4 *	0.99	2.9 *	3.4 *	0.082		ND		ND
Isopropylbenzene (Cumene)	2.7	8.4	6.2	30	0.1	0.12	0.1	0.13	0.096	0.012		ND		ND
Toluene	530	530	530	530	0.06	0.073	0.064	0.35	2.2	0.018		ND		ND
Xylenes, Total	30	93	96	110	4.3	4.5	1.9	9	20	0.4	0.0038	ND	0.0045	ND
2-Methylnaphthalene	25	25	25	25	0.019	0.016	0.029	0.032	0.046	0.0025		ND		ND
Naphthalene	0.075	0.32	1.8	13	0.057	0.048	0.057	0.16	0.16	0.0028		ND		ND
Phenol	28,000	83,000	83,000	83,000					0.0055			ND		ND

Circled > Table - H Residential RO
 Bold > Table - H Ind/Com RO
 Asterisk > Table - I Residential RO.
 ND - Non-detected

ATTACHMENT - A
Soil Boring Logs

ILLINOIS ENVIRONMENTAL PROTECTION AGENCY FIELD BORING LOG

IEPA File No.: LPC# 0998290003 Fed. ID No.: _____ County: LaSalle County

Site File Name: Hoxsey Boring / Well No.: GP-101

GPS Coordinates: **Northing** 41° 26' 09.17825" N **Easting** 88° 46' 18.53099" W Date: **Start** 5/20/13 **Finish** 5/20/13

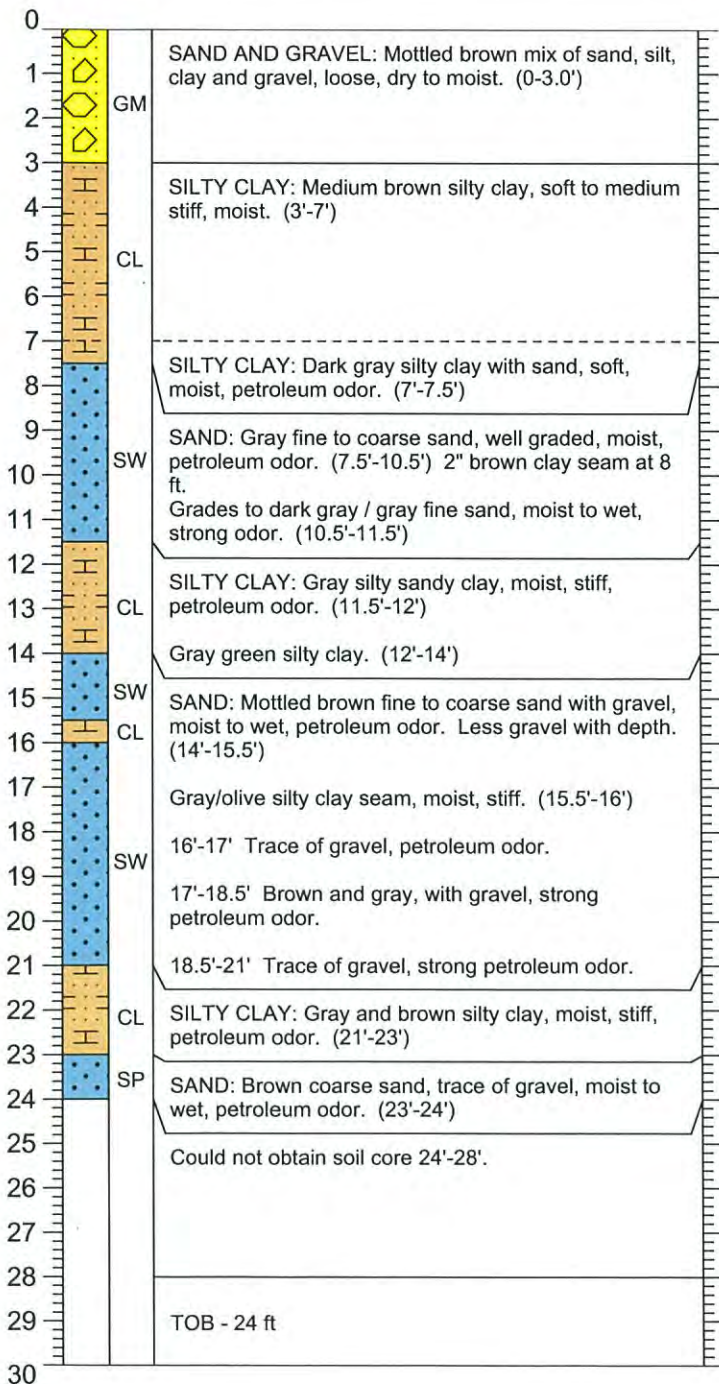
Equipment Used: Geoprobe 6600/MC-5 Soil Sampler/Screen Point 16 Surface Elevation: Unspecified

Location Description: Near former tank location on East side of property near Completion Depth: 24 Feet

E2153rd Street (Co. Hwy 21)

Logged By: James M. Salch, LPG

Depth (ft)	Lithology	USCS	Description	Depth (ft)	Sample Depth	Sample Number	Sampling Interval	Sample Type	Sample Recovery	PID / FID Readings	Remarks
------------	-----------	------	-------------	------------	--------------	---------------	-------------------	-------------	-----------------	--------------------	---------



							↑	Macro-Core	3 Feet	0 0 0 0 0	
							↓	Macro-Core	4 Feet	0	Petroleum odor at 7 ft.
							↑	Macro-Core	4 Feet	27 ppm 62 ppm 0 4 ppm	CEC samples at 10'-11', 15'-16' & 19'-20'
							↓	Discrete Core	2.7 Feet	57 ppm 123 ppm	
							↑	Discrete Core	3.7 Feet	88 ppm 230 ppm 321 ppm 37 ppm 37 ppm	Gray sand, top of core. Gray clay @ 13.5' Top of sand @ 14' Gray sand @ 15' Clay @ 15.5'
							↓	Discrete Core	3.3 Feet	48 ppm 42ppm 179 ppm	Water in 12'-16' core. Sand @ 18.5'
							↑	Discrete Core	3.3 Feet	233 ppm 387 ppm 290 ppm	Sand @ 19.5' Sand @ 20.5' Bottom of sand @ 21'
							↓	Discrete Core	3 Feet	68 ppm 27 ppm	Clay @ 22' 23'
							↑	Discrete Core	0 Feet		Could not get discrete core to 24 ft.
							↓	Discrete Core	0 Feet		
											<u>SAMPLES</u> X-101A 11-12 ft, 14:50 X-101B 21-22 ft, 14:20

ILLINOIS ENVIRONMENTAL PROTECTION AGENCY FIELD BORING LOG

IEPA File No.: LPC# 0998290003 Fed. ID No.: _____ County: LaSalle County

Site File Name: Hoxsey Boring / Well No.: GP-102

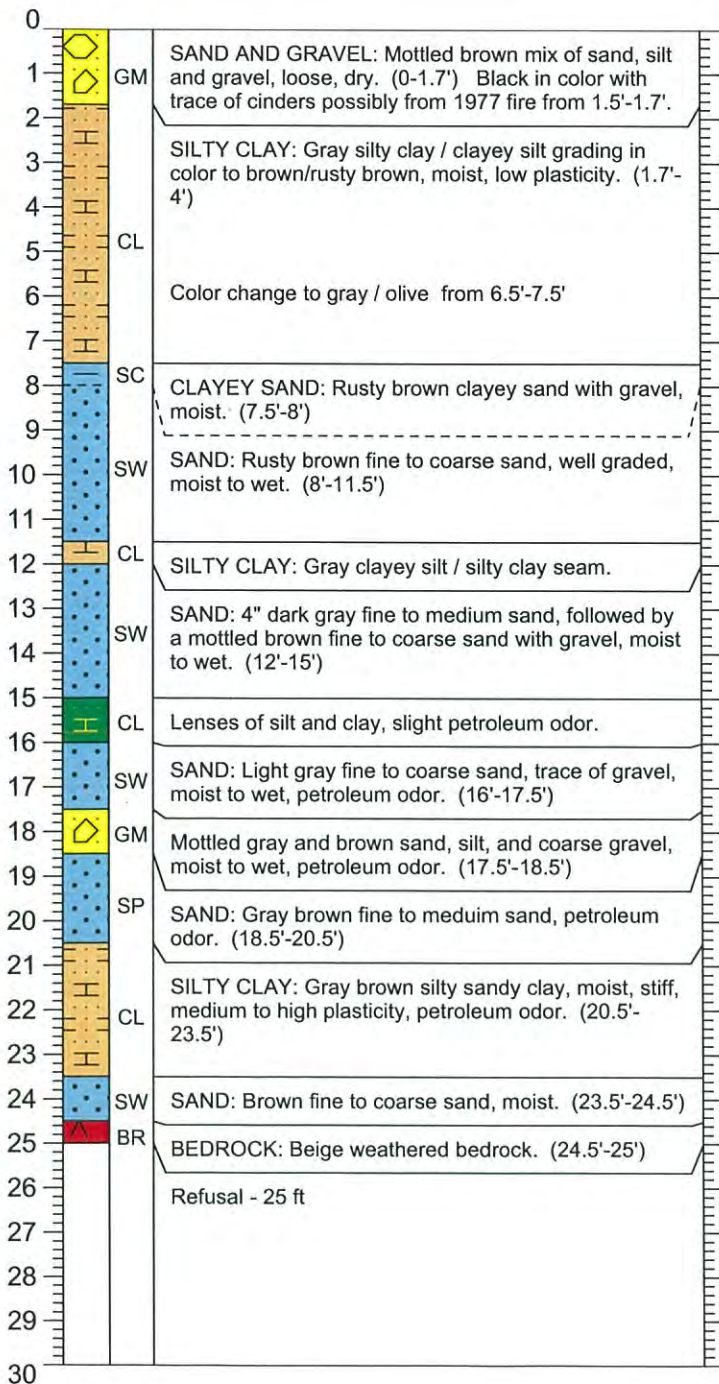
GPS Coordinates: Northing 41° 26' 08.90628" N Easting 88° 46' 18.64590" W Date: Start 5/20/13 Finish 5/20/13

Equipment Used: Geoprobe 6600/MC-5 Soil Sampler/Screen Point 16 Surface Elevation: Unspecified

Location Description: Approximately 30 feet south of GP-101. Completion Depth: 25 Feet

Logged By: James M. Salch, LPG

Depth (ft)	Lithology	USCS	Description	Depth (ft)	Sample Depth	Sample Number	Sampling Interval	Sample Type	Sample Recovery	PID / FID Readings	Remarks
------------	-----------	------	-------------	------------	--------------	---------------	-------------------	-------------	-----------------	--------------------	---------



0 - 4	Macro-Core	3.4 Feet	0	0	0	0	0	0	0	0	0	CEC samples at 15'-16' & 19'-20'		
4 - 8	Macro-Core	4 Feet	0	0	0	0	0	0	0	0	0			
8 - 12	Discrete Core	3 Feet	0	0	0	0	0	0	0	0	0			
12 - 16	Discrete Core	3 Feet	155 ppb	2.6 ppm	21 ppm	3.5 ppm	77 ppm	200 ppm	158 ppm	115 ppm	216 ppm		364 ppm	Gray sand, top of core. Brown sand @ 13' Brown sand @ 14' Gray silt @ 15' Gray sand @ 15.5'
16 - 20	Discrete Core	3.1 Feet	200 ppm	158 ppm	115 ppm	216 ppm	364 ppm	369 ppm	315 ppm	134 ppm	46 ppm		41 ppm	Top of core Sand @ 17' Sand @ 18' Sand @ 19' Sand @ 19.5' Bottom of sand @ 20.5' Clay @ 21'
20 - 24	Discrete Core	3 Feet	134 ppm	46 ppm	41 ppm	232 ppm	109 ppm	232 ppm	109 ppm	232 ppm	109 ppm		232 ppm	Clay @ 22' Clay @ 23' Top of sand @ 23.5' Top of core Top of rock
24 - 28	Discrete Core	1 Foot	232 ppm	109 ppm	232 ppm	109 ppm	232 ppm	109 ppm	232 ppm	109 ppm	232 ppm		109 ppm	Petroleum odors and PID response from approximately 12 ft to bedrock. No IEPA samples from this boring.

ILLINOIS ENVIRONMENTAL PROTECTION AGENCY FIELD BORING LOG

IEPA File No.: LPC# 0998290003 Fed. ID No.: _____ County: LaSalle County

Site File Name: Hoxsey Boring / Well No.: GP-103

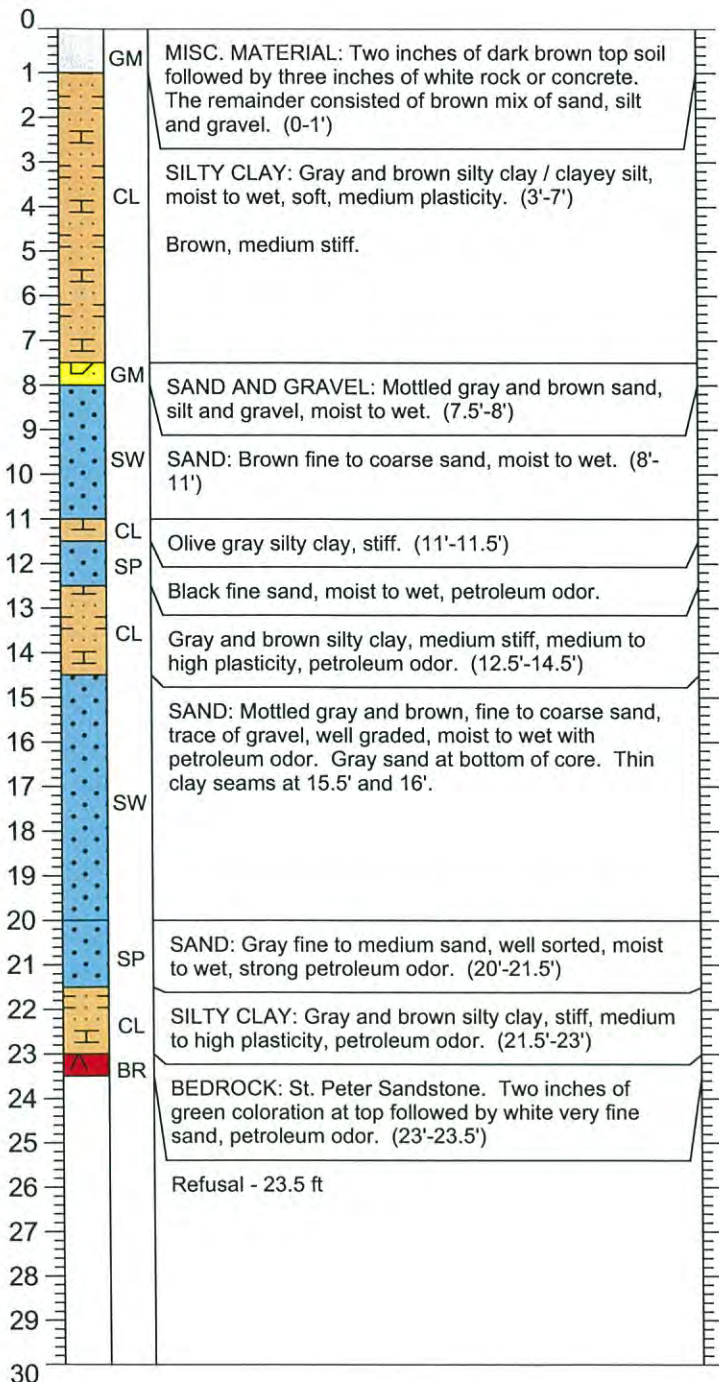
GPS Coordinates: Northing 41° 26' 09.54898" N Easting 88° 46' 18.60775" W Date: Start 5/21/13 Finish 5/21/13

Equipment Used: Geoprobe 6600/MC-5 Soil Sampler/Screen Point 16 Surface Elevation: Unspecified

Location Description: Located at the corner of N3462nd St. and E2153rd St. Completion Depth: 23.5 Feet

Logged By: James M. Salch, LPG

Depth (ft)	Lithology	USCS	Description	Depth (ft)	Sample Depth	Sample Number	Sampling Interval	Sample Type	Sample Recovery	PID / FID Readings	Remarks
------------	-----------	------	-------------	------------	--------------	---------------	-------------------	-------------	-----------------	--------------------	---------



							↑	Macro-Core	2.5 Feet	0	
							↓	Macro-Core	2.5 Feet	0	Water Sample 18 - 22 ft
							↑	Macro-Core	4.3 Feet	0	
							↓	Macro-Core	4.3 Feet	0	CEC samples at 10'-11' & 15'-16'
							↑	Discrete Core	2.3 Feet	0	
							↓	Discrete Core	2.3 Feet	0	252 ppb Gray clay @ 11'
							↑	Discrete Core	3.5 Feet	0	2.2 ppm Black sand @ 11.7'
							↓	Discrete Core	3.5 Feet	0	259 ppm Black sand top of core.
							↑	Discrete Core	3.5 Feet	0	31.9 ppm Brown clay @ 13'
							↓	Discrete Core	3.5 Feet	0	10.7 ppm Brown clay @ 14'
							↑	Discrete Core	3 Feet	0	1.4 ppm Sand @ 14.7'
							↓	Discrete Core	3 Feet	0	33 ppm Sand @ 15.5'
							↑	Discrete Core	3 Feet	0	3.8 ppm Clay top of core.
							↓	Discrete Core	3 Feet	0	12 ppm Top of sand @ 17'
							↑	Discrete Core	3 Feet	0	43 ppm Sand @ 18'
							↓	Discrete Core	3 Feet	0	9.6 ppm Sand @ 19'
							↑	Discrete Core	3 Feet	0	9.2 ppm Sand @ 19'
							↓	Discrete Core	3 Feet	0	33 ppm Sand at bottom of core.
							↑	Discrete Core	3 Feet	0	257 ppm Sand @ top of core.
							↓	Discrete Core	3 Feet	0	129 ppm Sand above clay @ 21'
							↑	Discrete Core	3 Feet	0	123 ppm Clay @ 22'
							↓	Discrete Core	3 Feet	0	13 ppm Green sand @ 23'
							↑	Discrete Core	3 Feet	0	2.3 ppm White sand @ 23.3'
											<u>SAMPLES</u>
											X-103A 11.5-12.5 ft, 09:05
											X-103B 20-21 ft, 09:50
											G-103 & Dup G-153 18-22 ft, 11:50

ILLINOIS ENVIRONMENTAL PROTECTION AGENCY FIELD BORING LOG

IEPA File No.: LPC# 0998290003 Fed. ID No.: _____ County: LaSalle County

Site File Name: Hoxsey Boring / Well No.: GP-105

GPS Coordinates: Northing 41° 26' 08.97025" N Easting 88° 46' 19.78757" W Date: Start 5/21/13 Finish 5/21/13

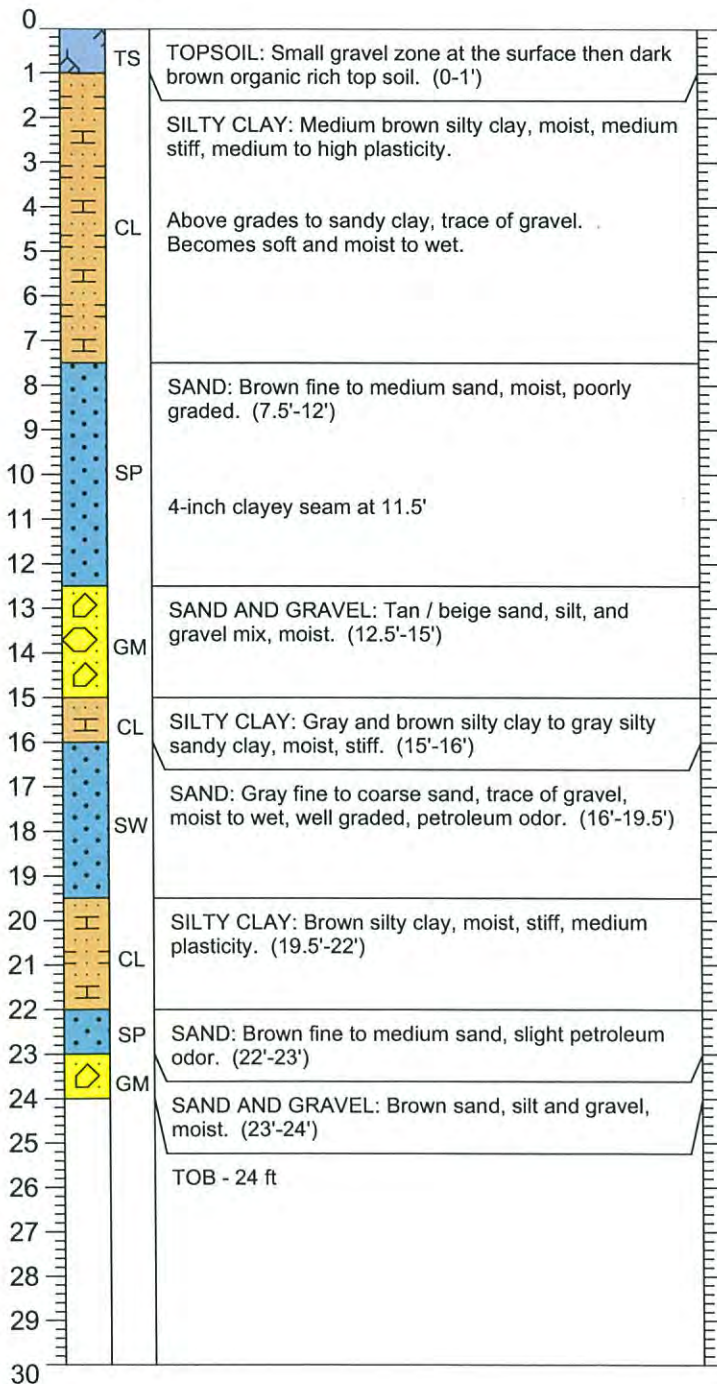
Equipment Used: Geoprobe 6600/MC-5 Soil Sampler/Screen Point 16 Surface Elevation: Unspecified

Location Description: Centrally located on the west side of the property between Completion Depth: 24 Feet

metal building and mobile home.

Logged By: James M. Salch, LPG

Depth (ft)	Lithology	USCS	Description	Depth (ft)	Sample Depth	Sample Number	Sampling Interval	Sample Type	Sample Recovery	PID / FID Readings	Remarks
------------	-----------	------	-------------	------------	--------------	---------------	-------------------	-------------	-----------------	--------------------	---------



			↕	↕	↕	↕	↕	↕	↕	↕	↕
			0 - 4	0 - 4	0 - 4	0 - 4	0 - 4	Macro-Core	4 Feet	0	
			↕	↕	↕	↕	↕	↕	↕	↕	↕
			4 - 8	4 - 8	4 - 8	4 - 8	4 - 8	Macro-Core	3.6 Feet	0	CEC Samples at 14'-15' & 17.5'-18.5'
			↕	↕	↕	↕	↕	↕	↕	↕	↕
			8 - 12	8 - 12	8 - 12	8 - 12	8 - 12	Discrete Core	2.8 Feet	0	Petroleum odor 16'-20'
			↕	↕	↕	↕	↕	↕	↕	↕	↕
			12 - 16	12 - 16	12 - 16	12 - 16	12 - 16	Discrete Core	2.9 Feet	0	Top of core. Sand @13'
			↕	↕	↕	↕	↕	↕	↕	↕	↕
			16 - 20	16 - 20	16 - 20	16 - 20	16 - 20	Discrete Core	2.8 Feet	6.5 ppm 4.5 ppm	Sand and gravel @ 14.5 Clay @ 15' Bottom of core.
			↕	↕	↕	↕	↕	↕	↕	↕	↕
			20 - 24	20 - 24	20 - 24	20 - 24	20 - 24	Discrete Core	3.0 Feet	6.3 ppm 12.7 ppm	Top of core. Sand @ 17' Sand @ 18' Sand @ 19' Clay @ 19.5' Bottom of core.
			↕	↕	↕	↕	↕	↕	↕	↕	↕
			24 - 28	24 - 28	24 - 28	24 - 28	24 - 28	Discrete Core	4.0 Feet	9 ppm 24 ppm 30 ppm 0.4 ppm 0.9 ppm 0	Top of core. Clay @ 21' Sand @ 22' Sand @ 22.5 23' Bottom of core.
			↕	↕	↕	↕	↕	↕	↕	↕	↕
			28 - 32	28 - 32	28 - 32	28 - 32	28 - 32	Discrete Core	4.0 Feet	58 ppm 27 ppm 6 ppm 4 ppm	SANDS X-105 18.5-19.5 ft, 13:45

ILLINOIS ENVIRONMENTAL PROTECTION AGENCY FIELD BORING LOG

IEPA File No.: LPC# 0998290003 Fed. ID No.: _____ County: LaSalle County

Site File Name: Hoxsey Boring / Well No.: GP-106

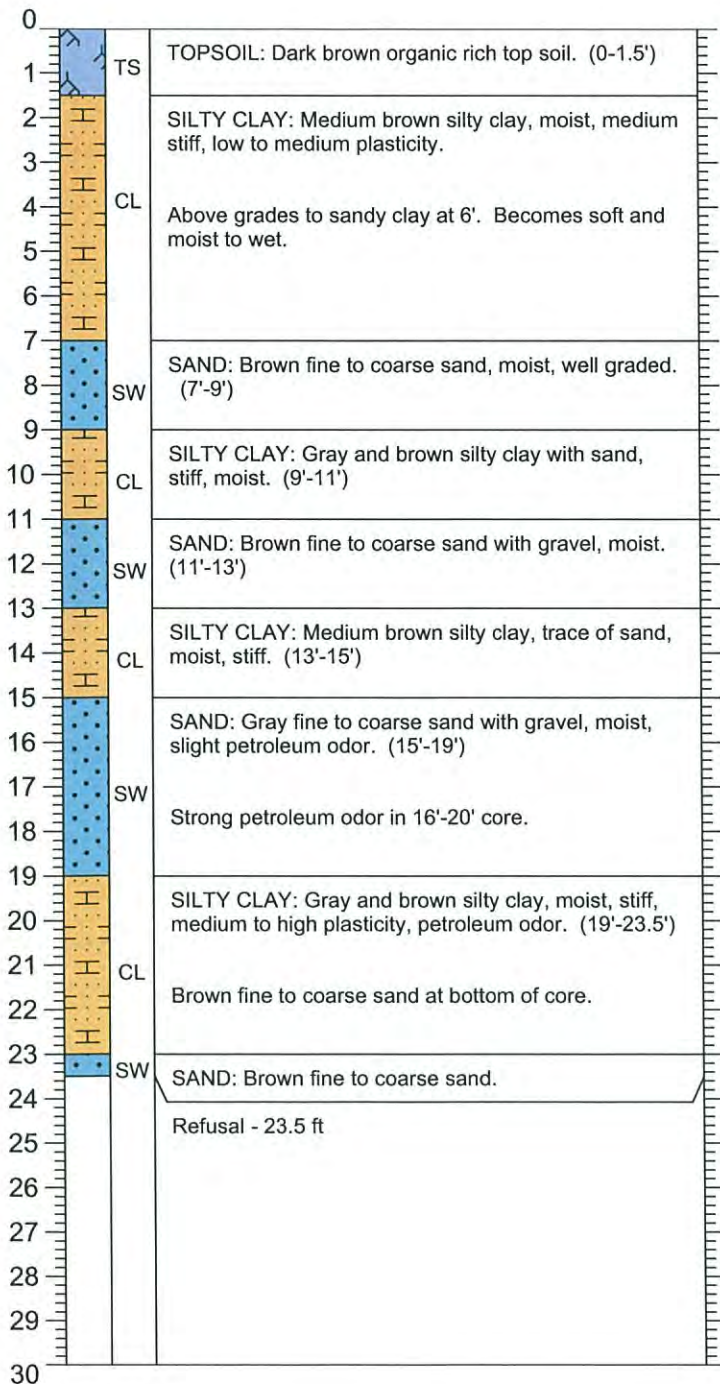
GPS Coordinates: **Northing** 41° 26' 08.47813" N **Easting** 88° 46' 19.18060" W **Date: Start** 5/21/13 **Finish** 5/21/13

Equipment Used: Geoprobe 6600/MC-5 Soil Sampler/Screen Point 16 **Surface Elevation:** Unspecified

Location Description: South of small metal building on east side of property **Completion Depth:** 23.5 Feet

near burn pile. **Logged By:** James M. Salch, LPG

Depth (ft)	Lithology	USCS	Description	Depth (ft)	Sample Depth	Sample Number	Sampling Interval	Sample Type	Sample Recovery	PID / FID Readings	Remarks
------------	-----------	------	-------------	------------	--------------	---------------	-------------------	-------------	-----------------	--------------------	---------

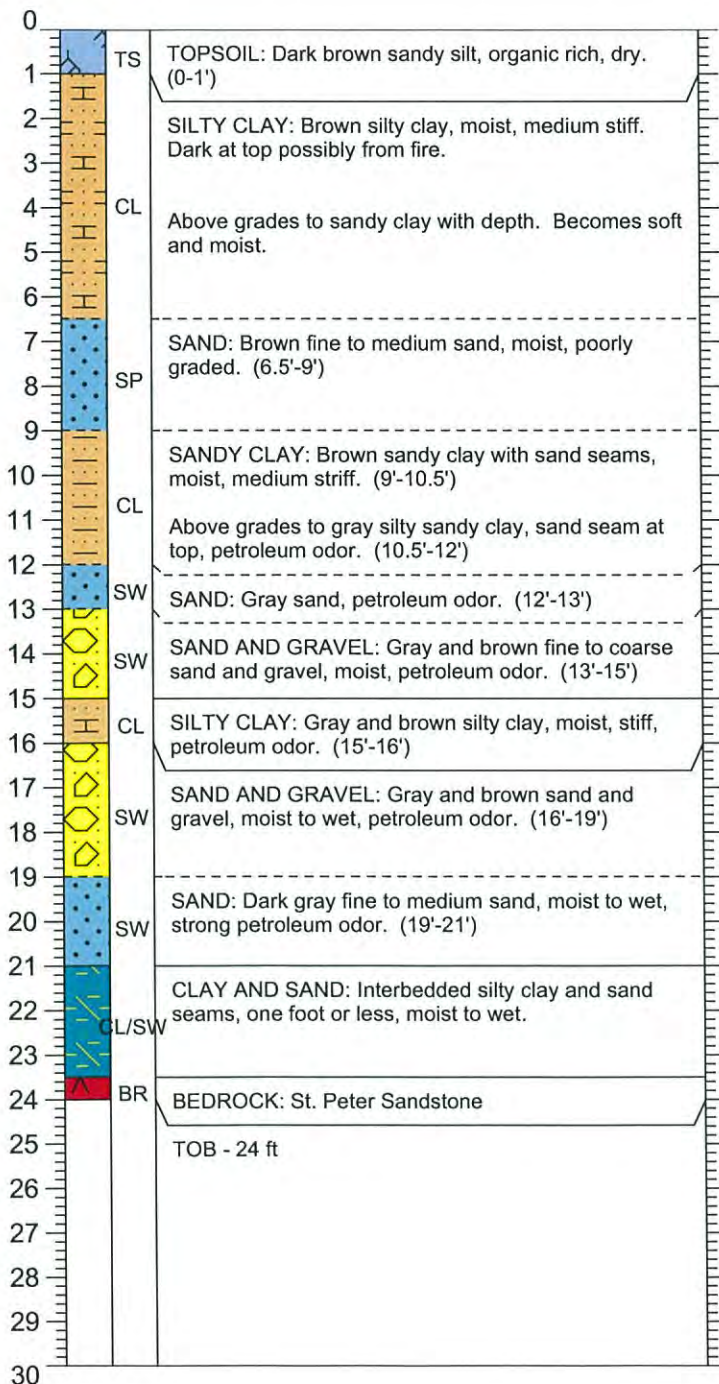


							↕	Macro-Core	4 Feet	0 0 0 0	CEC Samples at 15'-16' & 17'-18'
							↕	Macro-Core	4 Feet	0 0 0 0	
					X-106B		↕	Discrete Core	2.7 Feet	0 0 0 0	
							↕	Discrete Core	3 Feet	427 ppb 667 ppb 93 ppb 0 0	
							↕	Discrete Core	3 Feet	31 ppm 37 ppm 2.5 ppm 22.9 ppm 0	Gray sand @ 15' Bottom of core. Sand at top of core. Sand @ 17'
					X-106A		↕	Discrete Core	2.8 Feet	292 ppm 223 ppm 72 ppm 110 ppm 59 ppm 38 ppm 14 ppm	Sand @ 18' Clay @ 19' Bottom of core. Top of core. Clay @ 21' Clay @ 22' Sand at bottom of core. Bottom of core.
							↕	Discrete Core	2.3 Feet	14 ppm	Sand at bottom of core. Bottom of core.
<u>SAMPLES</u>											
X-106A 18-19 ft, 15:10											
X-106B 8-9 ft, 15:35 TM											

ILLINOIS ENVIRONMENTAL PROTECTION AGENCY FIELD BORING LOG

IEPA File No.: LPC# 0998290003 **Fed. ID No.:** _____ **County:** LaSalle County
Site File Name: Hoxsey **Boring / Well No.:** GP-107
GPS Coordinates: **Northing** 41° 26' 09.04684" N **Easting** 88° 46' 19.29908" W **Date: Start** 5/21/13 **Finish** 5/21/13
Equipment Used: Geoprobe 6600/MC-5 Soil Sampler/Screen Point 16 **Surface Elevation:** Unspecified
Location Description: Center of Hoxsey property just north of mobile home. **Completion Depth:** 24 Feet
Logged By: James M. Salch, LPG

Depth (ft)	Lithology	USCS	Description	Depth (ft)	Sample Depth	Sample Number	Sampling Interval	Sample Type	Sample Recovery	PID / FID Readings	Remarks
------------	-----------	------	-------------	------------	--------------	---------------	-------------------	-------------	-----------------	--------------------	---------



											Petroleum Odor in Boring
			↑ 0 - 4 ↓				Macro-Core	3.3 Feet		0 0 0 0	
			↑ 4 - 8 ↓				Macro-Core	3.4 Feet		0 0 0 0	CEC Samples at 12'-13' & 16'-17'
			↑ 8 - 12 ↓	X-107C			Discrete Core	3.3 Feet		0 4.5 ppm 4.64 ppm 1 ppm 23.8 ppm 27.4 ppm	Top of sand @ 10.5' Gray clay @ 11.5' Bottom of core.
			↑ 12 - 16 ↓	X-107A			Discrete Core	3 Feet		66.2 ppm 9.3 ppm 1.1 ppm 264 ppb 25.2 ppm 9.8 ppm	Top of core. Sand @ 13' Sand & gravel @ 14' Sand & gravel @ 15' Gray clay @ 15.5' Bottom of core.
			↑ 16 - 20 ↓				Discrete Core	3 Feet		54.6 ppm 74 ppm 37.2 ppm 304 ppm	Top of core. Sand @ 17' Sand & gravel @ 18' Sand @ 19' Sand @ 19.5' Bottom of core.
			↑ 20 - 24 ↓	X-107B			Discrete Core	3.2 Feet		357 ppm 86.4 ppm 327 ppm 126 ppm 67.4 ppm 86.9 ppm	Top of core. Sand @ 21' Clay @ 21.5' Sand @ 22' Sand @ 23' St. Peter SS @ 23.8'
SAMPLES											
X-107A 13-14 ft, 16:30											
X-107B 20-21 ft, 17:00											
X-107C 8.5-9 FT, 17:10 TM											

ILLINOIS ENVIRONMENTAL PROTECTION AGENCY FIELD BORING LOG

IEPA File No.: LPC# 0998290003 Fed. ID No.: _____ County: LaSalle County

Site File Name: Hoxsey Boring / Well No.: GP-108

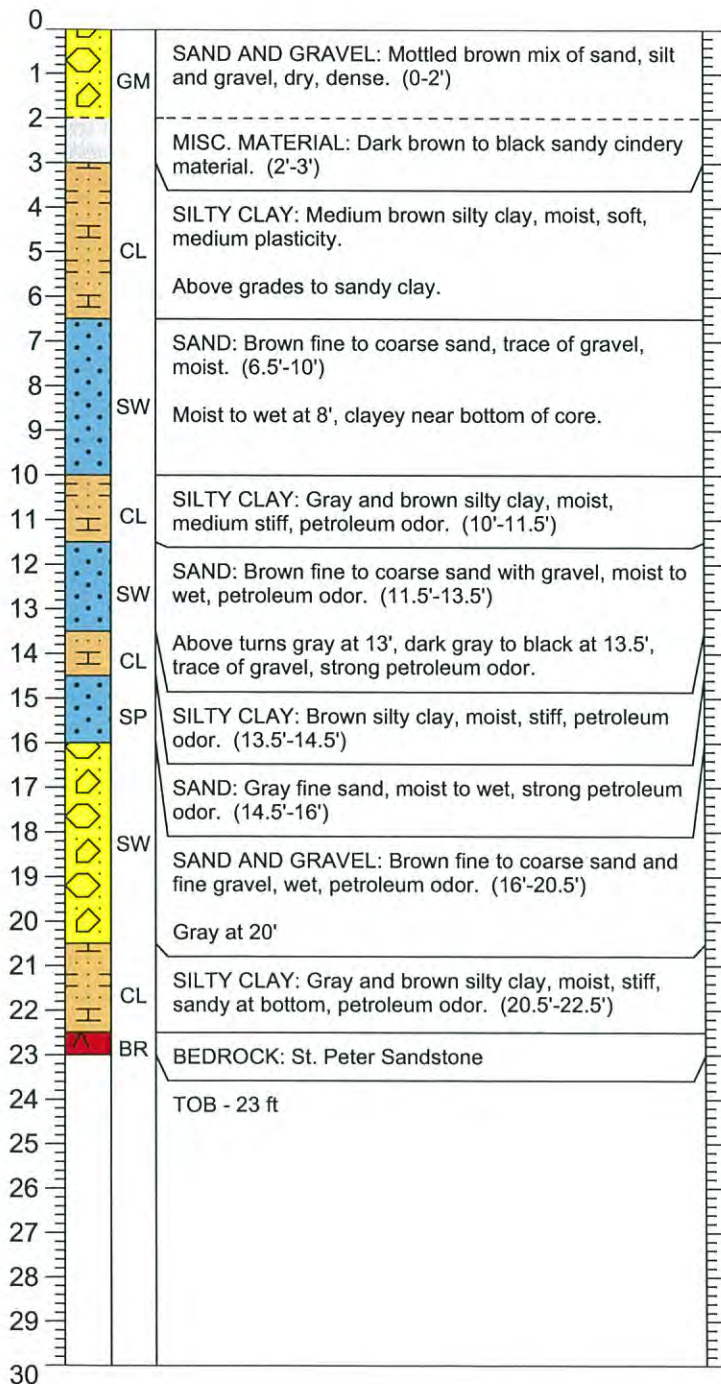
GPS Coordinates: Northing 41° 26' 09.10351" N Easting 88° 46' 17.77407" W Date: Start 5/22/13 Finish 5/22/13

Equipment Used: Geoprobe 6600/MC-5 Soil Sampler/Screen Point 16 Surface Elevation: Unspecified

Location Description: County Hwy 21 right of way on east side of road. Completion Depth: 23 Feet

Near IL Railway tank excavation. Logged By: James M. Salch, LPG

Depth (ft)	Lithology	USCS	Description	Depth (ft)	Sample Depth	Sample Number	Sampling Interval	Sample Type	Sample Recovery	PID / FID Readings	Remarks
------------	-----------	------	-------------	------------	--------------	---------------	-------------------	-------------	-----------------	--------------------	---------



							↑	Macro-Core	3 Feet	< 1 ppm < 1 ppm	Petroleum odor in boring and groundwater sample G-108 16-20 ft Background PID readings < 1 ppm Top of core. Sand @ 9' Top of clay @ 10' Clay @ 10.5' Sand @ 13' Bottom of core. Top of core. Top of gray sand @ 13' Top of clay @ 13.5' Clay @ 14' Gray sand @ 15.5' Bottom of core. Top of core. Sand @ 17' Sand @ 18.5' Bottom of core. Top of core. Clay @ 21' Clay @ 22' St. Peter SS
						↓	0 - 4	Macro-Core	3 Feet	1.7 ppm < 1 ppm	
						↑	4 - 8	Macro-Core	4 Feet	< 1 ppm < 1 ppm	
						↓	4 - 8	Macro-Core	4 Feet	< 1 ppm < 1 ppm	
						↑	8 - 12	Discrete Core	3.5 Feet	< 1 ppm > 1 ppm > 1 ppm	
						↓	8 - 12	Discrete Core	3.5 Feet	287 ppm 178 ppm 65.6 ppm	
						↑	12 - 16	Discrete Core	3.1 Feet	40 ppm 51 ppm 29 ppm	
						↓	12 - 16	Discrete Core	3.1 Feet	49 ppm 40.5 ppm	
						↑	16 - 20	Discrete Core	2.7 Feet	47 ppm 4.9 ppm 57.9 ppm	
						↓	16 - 20	Discrete Core	2.7 Feet	67 ppm	
						↑	20 - 24	Discrete Core	2.6 Feet	250 ppm	
						↓	20 - 24	Discrete Core	2.6 Feet	336 ppm 4 ppm 1.4 ppm	
						↑	20 - 24	Discrete Core	2.6 Feet	< 1 ppm 18.4 ppm	

SAMPLES

X-108A/158A 10-11.5 ft, 9:30
 X-108B 19-20 ft, 10:05
 G-108 16-20 ft 11:45

ILLINOIS ENVIRONMENTAL PROTECTION AGENCY FIELD BORING LOG

IEPA File No.: LPC# 0998290003 Fed. ID No.: _____ County: LaSalle County

Site File Name: Hoxsey Boring / Well No.: GP-109

GPS Coordinates: Northing 41° 26' 08.66463" N Easting 88° 46' 18.13074" W Date: Start 5/22/13 Finish 5/22/13

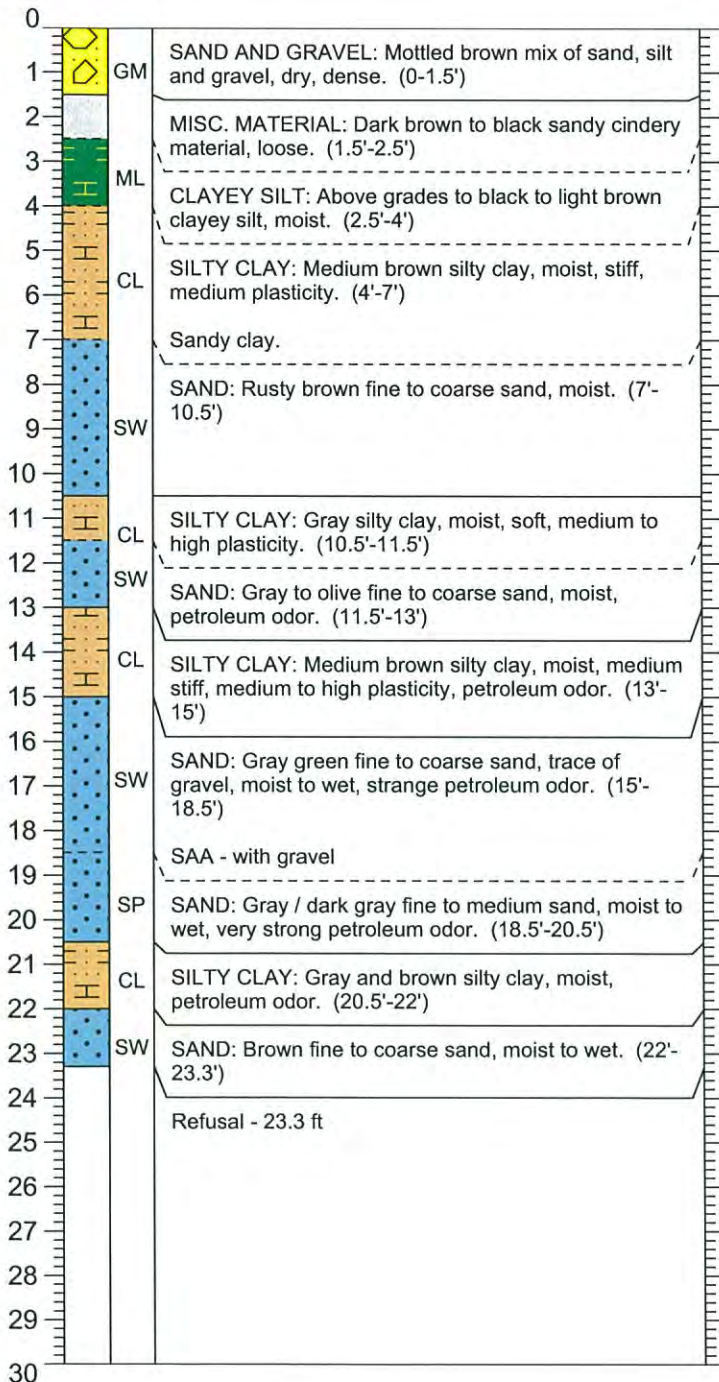
Equipment Used: Geoprobe 6600/MC-5 Soil Sampler/Screen Point 16 Surface Elevation: Unspecified

Location Description: County Hwy 21 right of way on east side of road. Completion Depth: 23.3 Feet

Approximately 75 ft south of GP-108.

Logged By: James M. Salch, LPG

Depth (ft)	Lithology	USCS	Description	Depth (ft)	Sample Depth	Sample Number	Sampling Interval	Sample Type	Sample Recovery	PID / FID Readings	Remarks
------------	-----------	------	-------------	------------	--------------	---------------	-------------------	-------------	-----------------	--------------------	---------



			0 - 4	Macro-Core	4 Feet	0				0	Petroleum odor in boring and groundwater sample G-109 (16'-20'). Possible sheen on water. Slightly different odor than boring GP-108. Clay @ 11' Gray sand @ 11.5' Bottom of core. Top of core Clay @ 13' Clay @ 14' Sand @ bottom of core. Top of core. Sand @ 17' Sand @ 18' Sand @ 19' Sand @ 19.8' Top of core. Clay @ 21' Sand @ 22' Sand @ bottom of core.
			4 - 8	Macro-Core	4 Feet	0				0	
			8 - 12	Discrete Core	3.1 Feet	0				0	
			12 - 16	Discrete Core	2.4 Feet	0				0	
			16 - 20	Discrete Core	2.8 Feet	0				0	
			20 - 24	Discrete Core	2.6 Feet	0				0	
						35 ppb				35 ppb	
						3.1 ppm				3.1 ppm	
						4.7 ppm				4.7 ppm	
						3.9 ppm				3.9 ppm	
						1.3 ppm				1.3 ppm	
						0.6 ppm				0.6 ppm	
						77 ppm				77 ppm	
						41 ppm				41 ppm	
						307 ppm				307 ppm	
						343 ppm				343 ppm	
						340 ppm				340 ppm	
						363 ppm				363 ppm	
						19.8 ppm				19.8 ppm	
						10.5 ppm				10.5 ppm	
						9.8 ppm				9.8 ppm	
						51.3 ppm				51.3 ppm	

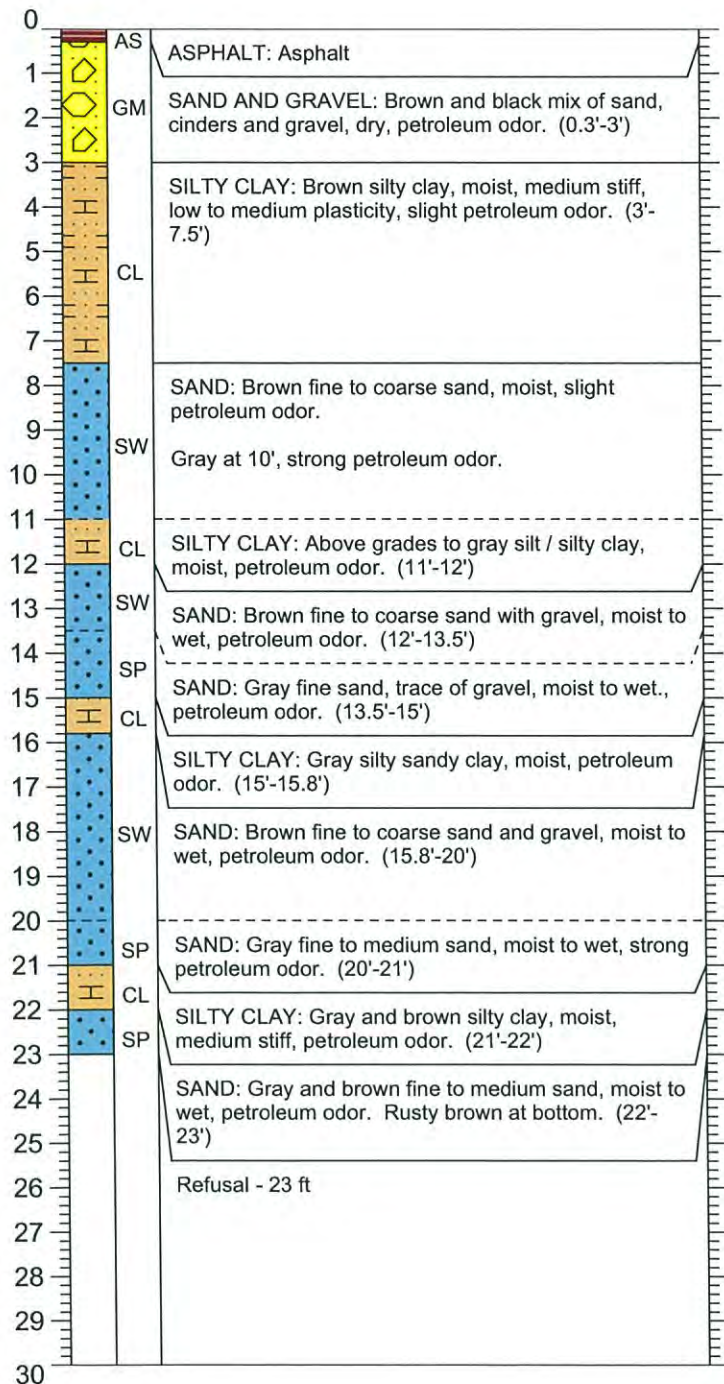
SAMPLES

X-109 19-20 ft, 12:15
 G-109 16-20 ft, 14:30

ILLINOIS ENVIRONMENTAL PROTECTION AGENCY FIELD BORING LOG

IEPA File No.: LPC# 0998290003 **Fed. ID No.:** _____ **County:** LaSalle County
Site File Name: Hoxsey **Boring / Well No.:** GP-110
GPS Coordinates: Northing 41° 26' 09.08896" N Easting 88° 46' 18.42962" W **Date:** Start 5/22/13 Finish 5/22/13
Equipment Used: Geoprobe 6600/MC-5 Soil Sampler/Screen Point 16 **Surface Elevation:** Unspecified
Location Description: County Hwy 21 right of way on apron at pump island **Completion Depth:** 23 Feet
location adjacent to eastern property boundary. **Logged By:** James M. Salch, LPG

Depth (ft)	Lithology	USCS	Description	Depth (ft)	Sample Depth	Sample Number	Sampling Interval	Sample Type	Sample Recovery	PID / FID Readings	Remarks
------------	-----------	------	-------------	------------	--------------	---------------	-------------------	-------------	-----------------	--------------------	---------



0 - 4	X-110A	Macro-Core	4 Feet	1.7 ppm 3 ppm 80 ppm 350 ppm 171 ppm 43 ppm	Top of core. 1' 1.5' 2' Clay @ 2.5' Clay @ 3'
4 - 8		Macro-Core	4 Feet	37 ppm 3 ppm 2.5 ppm	Clay @ bottom of core. Top of core. Clay @ 5'
8 - 12		Discrete Core	3 Feet	< 1 ppm < 1 ppm < 1 ppm 21.5 ppm 4.5 ppm 1.5 ppm	Clay @ 6' Clay @ 7' Clay @ 7.5' Top of core. Sand @ 9' Gray sand @ 10'
12 - 16	X-110B	Discrete Core	3.2 Feet	272 ppm 27.1 ppm 89.2 ppm 275 ppm 51.5 ppm	Sand @ 11' Bottom of core. Top of core. Sand @ 12.5' Brown sand @ 13'
16 - 20		Discrete Core	2.6 Feet	380 ppm 425 ppm 143 ppm	Gray sand @ 14' Gray sand @ 14.5' Clay @ 15'
20 - 24	X-110C	Discrete Core	2.8 Feet	46.2 ppm 318 ppm 133 ppm 257 ppm	Bottom of core. Top of core. Sand @ 16.5' Sand @ 17.5'
				333 ppm	Sand @ 18.5'
				436 ppm 149 ppm 149 ppm 98.6 ppm	Sand @ 19.5' Top of core. Sand @ 20.5' Clayey sand @ 21'
				88.2 ppm	Clay @ 21.5'
				62.6 ppm 78.5 ppm	Sand @ 22' Bottom of core.

SAMPLES

X-110A 1.5-2.5 ft, 15:05
 X-110B 14-15 ft, 15:20
 X-110C 19-20 ft, 15:35
 G-110 17-21 ft, 16:50

Petroleum odors near surface to bedrock. Strong odor and slight sheen on water sample G-110, 17-21 ft.

ILLINOIS ENVIRONMENTAL PROTECTION AGENCY FIELD BORING LOG

IEPA File No.: LPC# 0998290003 Fed. ID No.: _____ County: LaSalle County

Site File Name: Hoxsey Boring / Well No.: GP-111

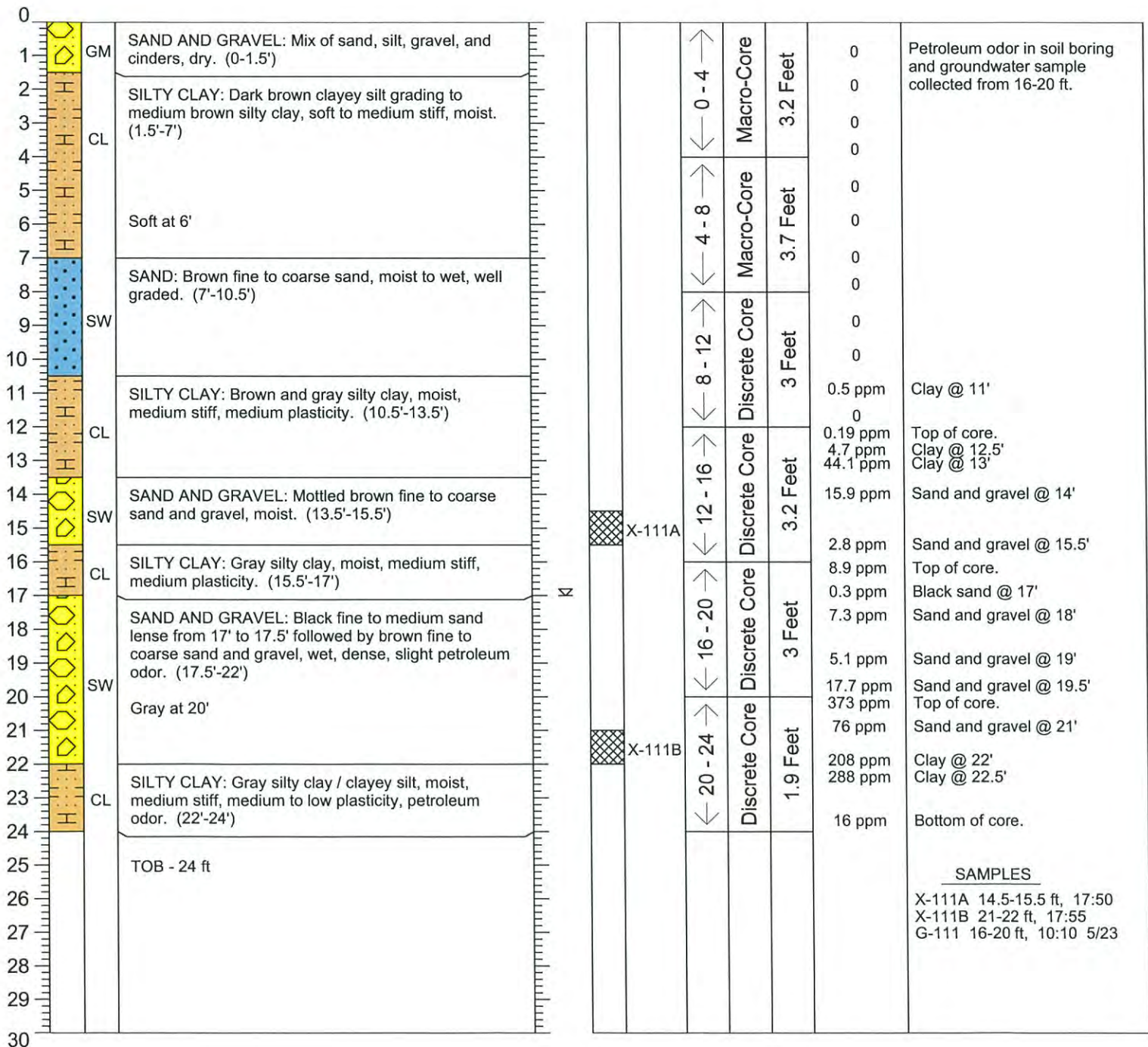
GPS Coordinates: Northing 41° 26' 10.20064" N Easting 88° 46' 17.70545" W Date: Start 5/22/13 Finish 5/22/13

Equipment Used: Geoprobe 6600/MC-5 Soil Sampler/Screen Point 16 Surface Elevation: Unspecified

Location Description: NW corner of N3462nd Street and E2153rd Street. Completion Depth: 24 Feet

Logged By: James M. Salch, LPG

Depth (ft)	Lithology	USCS	Description	Depth (ft)	Sample Depth	Sample Number	Sampling Interval	Sample Type	Sample Recovery	PID / FID Readings	Remarks
------------	-----------	------	-------------	------------	--------------	---------------	-------------------	-------------	-----------------	--------------------	---------



ATTACHMENT – B
Sample Documentation Photos

ILLINOIS EPA PHOTO LOG

SITE NAME: Hoxsey		
LPC #: LPC# 0998290003	CERCLIS ID:	COUNTY: LaSalle

DATE: May 20, 2013
TIME:
PHOTO BY: Jim Salch
PHOTO NO: No. 1
DIRECTION: West
COMMENTS: Photo of sample X-101A location. East side of property along E2153rd Road.



DATE: May 20, 2013
TIME:
PHOTO BY: Jim Salch
PHOTO NO: No. 2
DIRECTION: West
COMMENTS: Photo of sample location X-101B. East side of property along E2153rd Road.



ILLINOIS EPA PHOTO LOG

SITE NAME: Hoxsey

LPC #: LPC# 0998290003

CERCLIS ID:

COUNTY: LaSalle

DATE: May 21, 2013

TIME:

PHOTO BY: Jim Salch

PHOTO NO: No. 3

DIRECTION:

COMMENTS: Photo of soil core from GP-103. Bottom of the 20-24 foot core. Green sand noted at the top of the St. Peter Sandstone.



DATE: May 21, 2013

TIME:

PHOTO BY: Jim Salch

PHOTO NO: No. 4

DIRECTION: East

COMMENTS: Photo of sample location X-103A. Sample location near the corner of N3462nd Rd and E2153rd Rd.



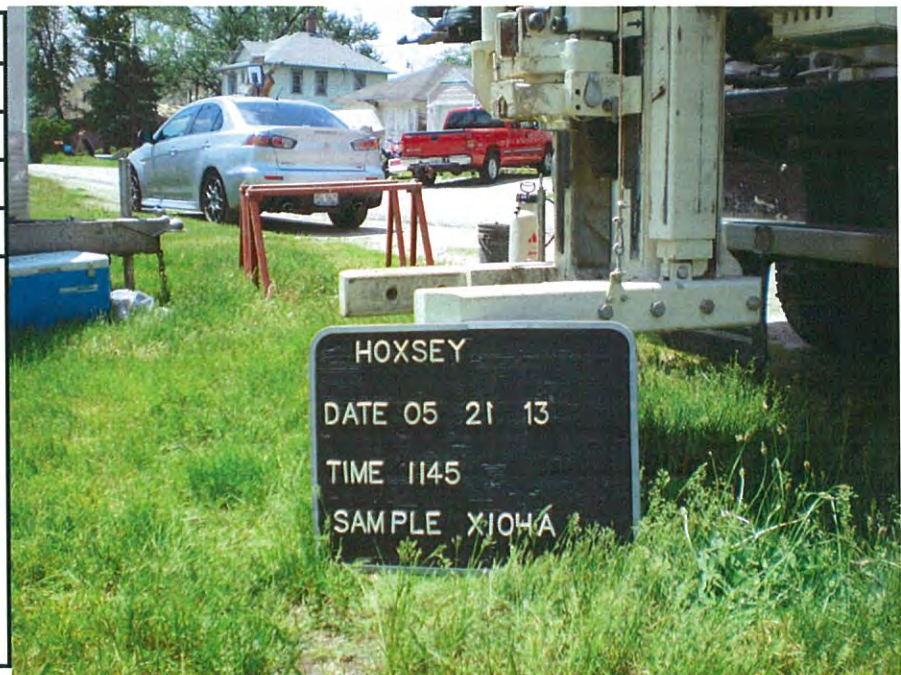
ILLINOIS EPA PHOTO LOG

SITE NAME: Hoxsey		
LPC #: LPC# 0998290003	CERCLIS ID:	COUNTY: LaSalle

DATE: May 21, 2013
TIME:
PHOTO BY: Jim Salch
PHOTO NO: No. 5
DIRECTION: East
COMMENTS: Photo of sample location X-103B. Sample location near the corner of N3462nd Rd and E2153rd Rd.



DATE: May 21, 2013
TIME:
PHOTO BY: Jim Salch
PHOTO NO: No. 6
DIRECTION: Southwest
COMMENTS: Photo of sample location X-104A. Located on the northwest side of property near Jackson St.



ILLINOIS EPA PHOTO LOG

SITE NAME: Hoxsey	
LPC #: LPC# 0998290003	CERCLIS ID: COUNTY: LaSalle

DATE: May 21, 2013
TIME:
PHOTO BY: Jim Salch
PHOTO NO: No. 7
DIRECTION: East
COMMENTS: Photo of groundwater sample location G-103. Sample location on the northeast corner of property near N3462nd Rd and E2153rd Rd.



DATE: May 21, 2013
TIME:
PHOTO BY: Jim Salch
PHOTO NO: No. 8
DIRECTION: North
COMMENTS: Photo of soil sample location X-105. Sample location located on the east side of property along Jackson St.



ILLINOIS EPA PHOTO LOG

SITE NAME: Hoxsey

LPC #: LPC# 0998290003

CERCLIS ID:

COUNTY: LaSalle

DATE: May 21, 2013

TIME:

PHOTO BY: Jim Salch

PHOTO NO: No. 10

DIRECTION: Southwest

COMMENTS: Photo of soil sample location X-106A. Sample location located south of small metal shed.



DATE: May 21, 2013


TIME:

PHOTO BY: Jim Salch

PHOTO NO: No. 11

DIRECTION: Southwest

COMMENTS: Photo of soil sample location X-106B. Sample location located south of small metal shed.



ILLINOIS EPA PHOTO LOG

SITE NAME: Hoxsey

LPC #: LPC# 0998290003

CERCLIS ID:

COUNTY: LaSalle

DATE: May 21, 2013

TIME:

PHOTO BY: Jim Salch

PHOTO NO: No. 12

DIRECTION: West

COMMENTS: Photo of soil sample location X-107A. Sample location located just north of mobile home on property.



DATE: May 21, 2013

TIME:

PHOTO BY: Jim Salch

PHOTO NO: No. 13

DIRECTION: West

COMMENTS: Photo of soil sample location X-107B. Sample location located just north of mobile home on property.




ILLINOIS EPA PHOTO LOG

SITE NAME: Hoxsey		
LPC #: LPC# 0998290003	CERCLIS ID:	COUNTY: LaSalle

DATE: May 21, 2013
TIME:
PHOTO BY: Jim Salch
PHOTO NO: No. 14
DIRECTION: West
COMMENTS: Photo of soil sample location X-107C. Sample location located just north of mobile home on property.



DATE: May 22, 2013
TIME:
PHOTO BY: Jim Salch
PHOTO NO: No. 15
DIRECTION:
COMMENTS: Photo documentation of rinsate blank G-154 collected off a decontaminated soil sampling shoe.



ILLINOIS EPA PHOTO LOG

SITE NAME: Hoxsey

LPC #: LPC# 0998290003

CERCLIS ID:

COUNTY: LaSalle

DATE: May 22, 2013

TIME:

PHOTO BY: Jim Salch

PHOTO NO: No. 16

DIRECTION:

COMMENTS: Photo of St. Peter sandstone collected from soil boring GP-108.



DATE: May 22, 2013

TIME:

PHOTO BY: Jim Salch

PHOTO NO: No. 17

DIRECTION: Northeast

COMMENTS: Photo of soil sample location X-108A and duplicate X-158A. Sample location is on the east side of E2153rd Rd across the street from the Hoxsey property.



ILLINOIS EPA PHOTO LOG

SITE NAME: Hoxsey			
LPC #: LPC# 0998290003	CERCLIS ID:	COUNTY: LaSalle	

DATE: May 22, 2013
TIME:
PHOTO BY: Jim Salch
PHOTO NO: No. 18
DIRECTION: Northeast
COMMENTS: Photo of soil sample location X-108B. Sample location is on the east side of E2153rd Rd across the street from the Hoxsey property.



DATE: May 22, 2013
TIME:
PHOTO BY: Jim Salch
PHOTO NO: No. 19
DIRECTION: North
COMMENTS: Photo of groundwater sample location G-108. Sample location is on the east side of E2153rd Rd across the street from the Hoxsey property.



ILLINOIS EPA PHOTO LOG

SITE NAME: Hoxsey

LPC #: LPC# 0998290003

CERCLIS ID:

COUNTY: LaSalle

DATE: May 22, 2013

TIME:

PHOTO BY: Jim Salch

PHOTO NO: No. 20

DIRECTION: Northeast

COMMENTS: Photo of soil sample location X-109. Sample location is on the east side of E2153rd Rd across the street from the Hoxsey property just south of GP-108.



DATE: May 22, 2013

TIME:

PHOTO BY: Jim Salch

PHOTO NO: No. 21

DIRECTION: North

COMMENTS: Photo of groundwater sample location G-109. Sample location is on the east side of E2153rd Rd across the street from the Hoxsey property just south of GP-108.



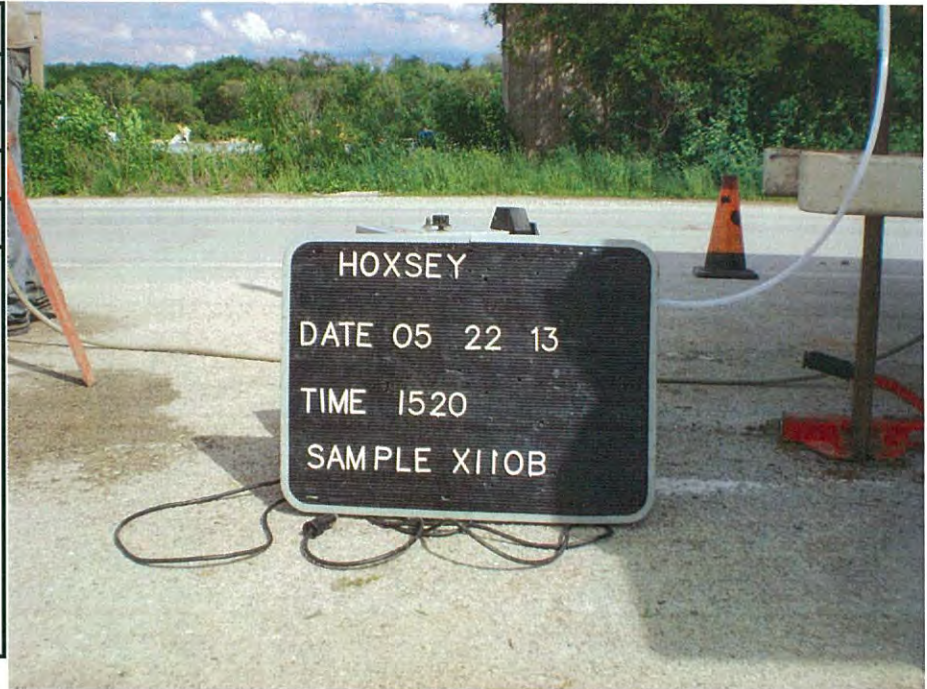
ILLINOIS EPA PHOTO LOG

SITE NAME: Hoxsey			
LPC #: LPC# 0998290003	CERCLIS ID:	COUNTY: LaSalle	

DATE: May 22, 2013
TIME:
PHOTO BY: Jim Salch
PHOTO NO: No. 22
DIRECTION: East
COMMENTS: Photo of soil sample location X-110A. Sample location located in asphalt apron adjacent to the west side of E2153rd Rd at Hoxsey property line.



DATE: May 22, 2013
TIME:
PHOTO BY: Jim Salch
PHOTO NO: No. 23
DIRECTION: East
COMMENTS: Photo of soil sample location X-110B. Sample location located in asphalt apron adjacent to the west side of E2153rd Rd at Hoxsey property line.



ILLINOIS EPA PHOTO LOG

SITE NAME: Hoxsey

LPC #: LPC# 0998290003

CERCLIS ID:

COUNTY: LaSalle

DATE: May 20, 2013

TIME:

PHOTO BY: Jim Salch

PHOTO NO: No. 24

DIRECTION: East

COMMENTS: Photo of soil sample location X-110C. Sample location located in asphalt apron adjacent to the west side of E2153rd Rd at Hoxsey property line.



DATE: May 22, 2013

TIME:

PHOTO BY: Jim Salch

PHOTO NO: No. 25

DIRECTION: Southwest

COMMENTS: Photo of groundwater sample location G-110. Photo of soil sample location X-110A. Sample location located in asphalt apron adjacent to the west side of E2153rd Rd at Hoxsey property line.



ILLINOIS EPA PHOTO LOG

SITE NAME: Hoxsey			
LPC #: LPC# 0998290003	CERCLIS ID:	COUNTY: LaSalle	

DATE: May 22, 2013
TIME:
PHOTO BY: Jim Salch
PHOTO NO: No. 26
DIRECTION: West
COMMENTS: Photo of soil sample location X-111A. Sample location is at the northwest corner of N3462nd Rd and E2153rd Rd across the street to the north of the Hoxsey property.



DATE: May 22, 2013
TIME:
PHOTO BY: Jim Salch
PHOTO NO: No. 27
DIRECTION: West
COMMENTS: Photo of soil sample location X-111B. Sample location is at the northwest corner of N3462nd Rd and E2153rd Rd across the street to the north of the Hoxsey property.



ILLINOIS EPA PHOTO LOG

SITE NAME: Hoxsey

LPC #: LPC# 0998290003

CERCLIS ID:

COUNTY: LaSalle

DATE: May 23, 2013

TIME:

PHOTO BY: Jim Salch

PHOTO NO: No. 28

DIRECTION: North

COMMENTS: Photo of groundwater sample location G-111. Sample location is at the northwest corner of N3462nd Rd and E2153rd Rd across the street to the north of the Hoxsey property.



DATE: May 23, 2013

TIME:

PHOTO BY: Jim Salch

PHOTO NO: No. 29

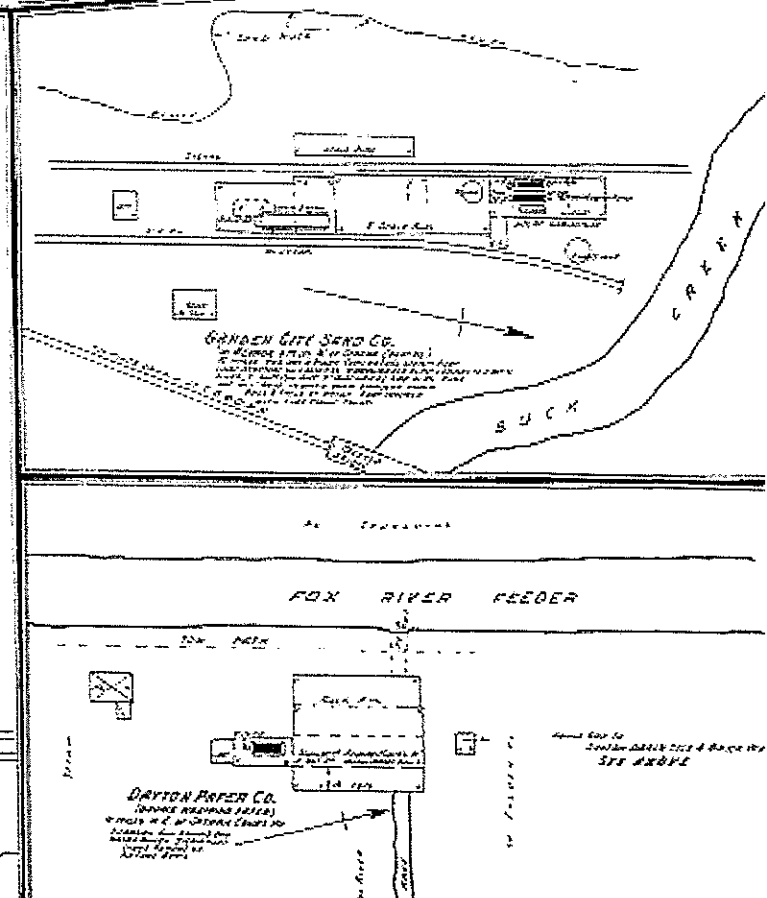
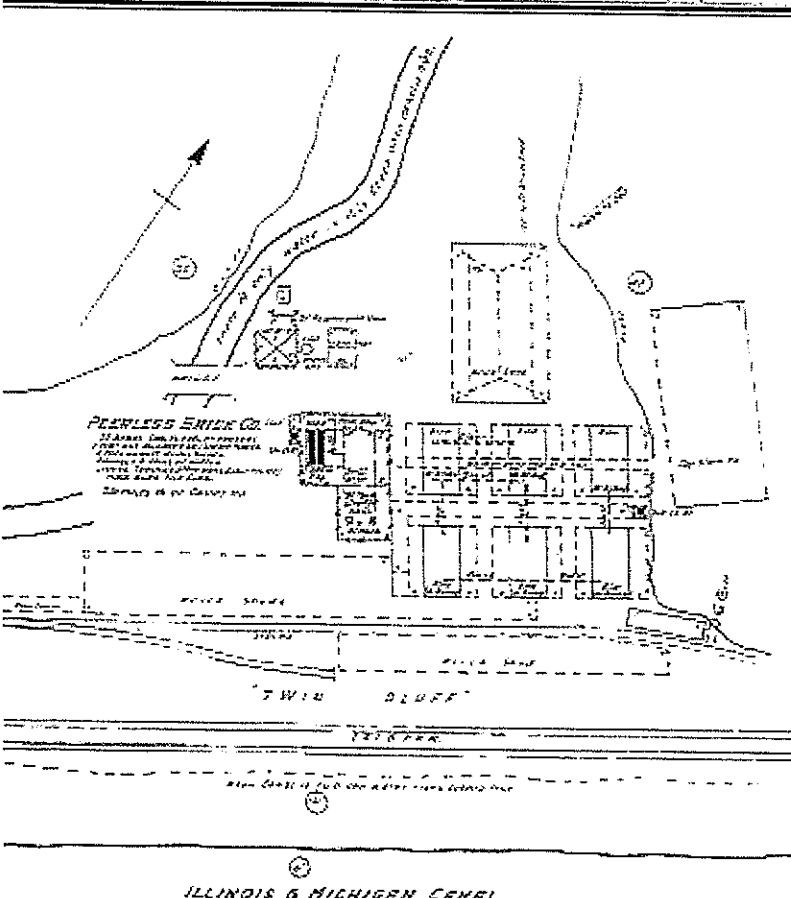
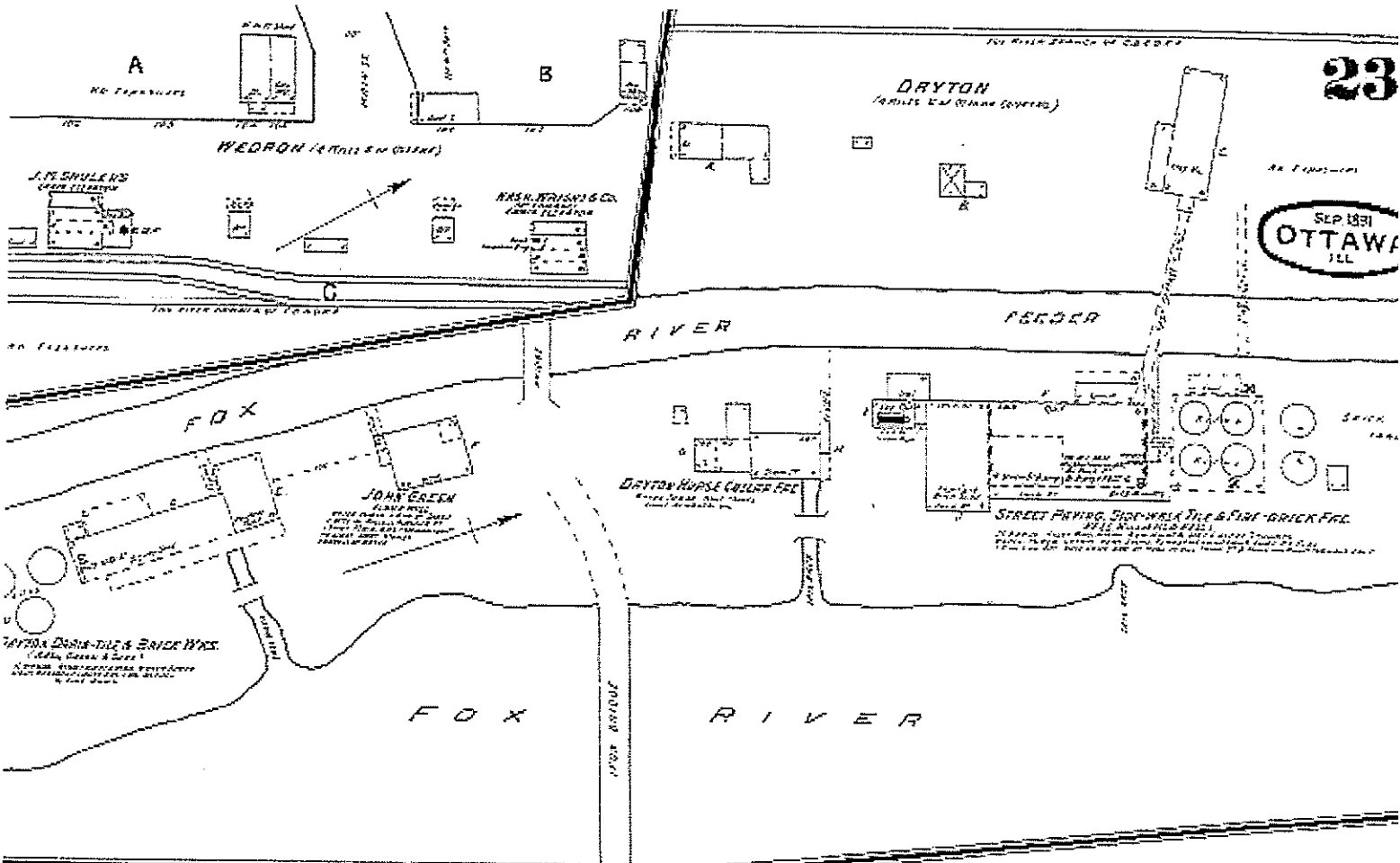
DIRECTION: South

COMMENTS: Photo of groundwater sample location G-112. Sample location on the west side of Hoxsey property nest to Jackson St.



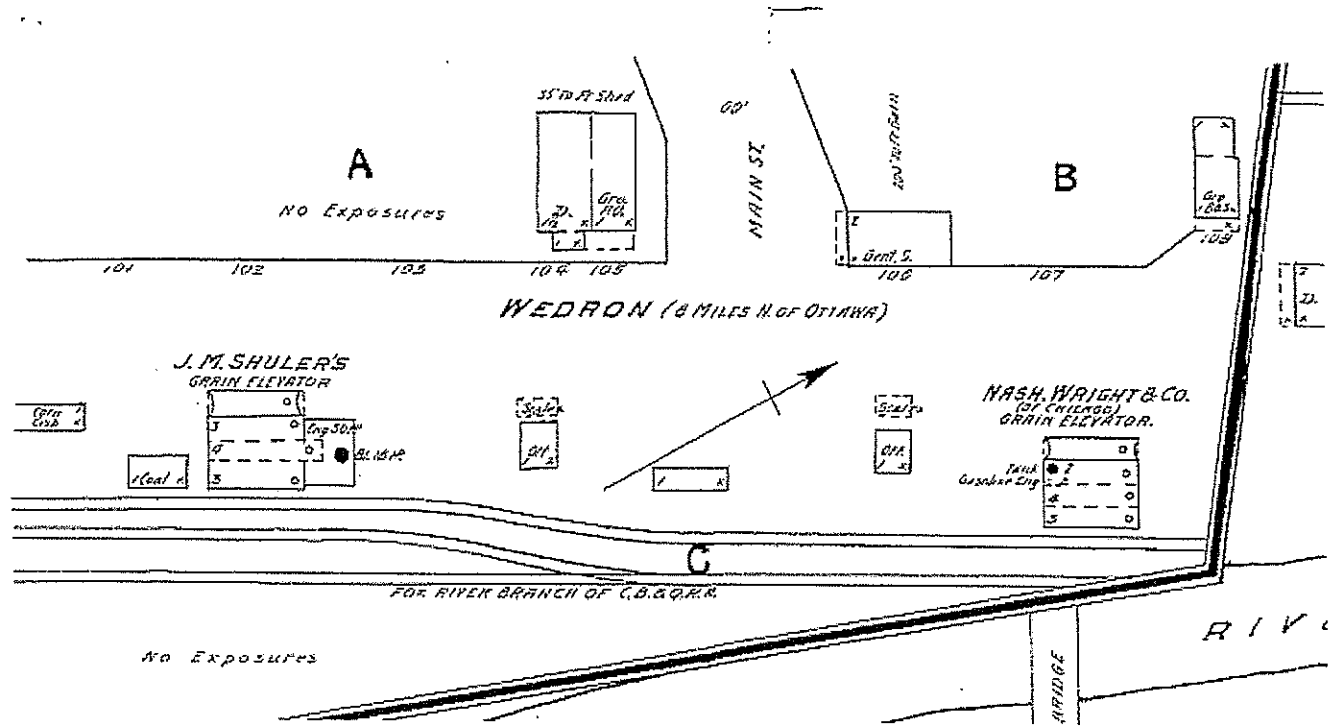
ATTACHMENT – C

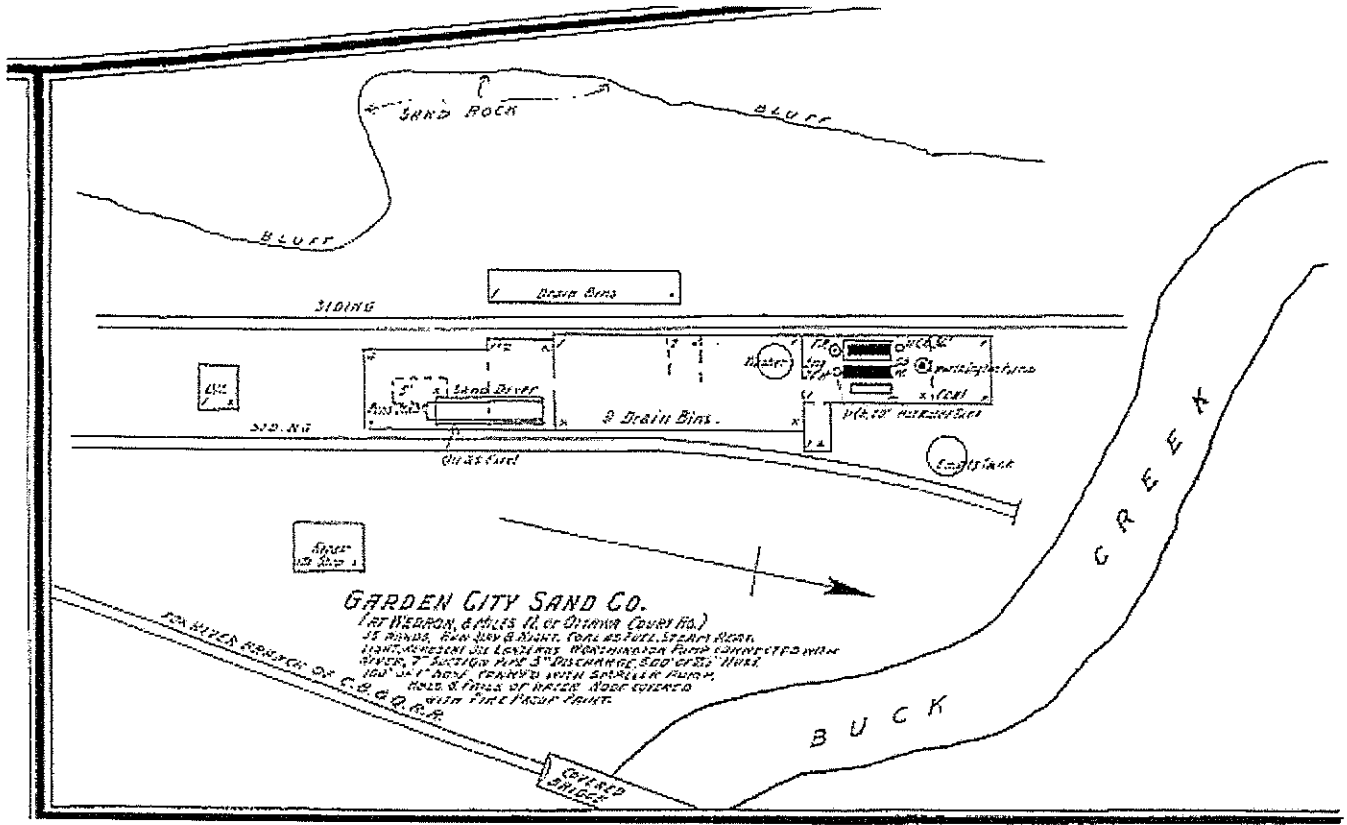
Sanborn Fire Insurance Maps

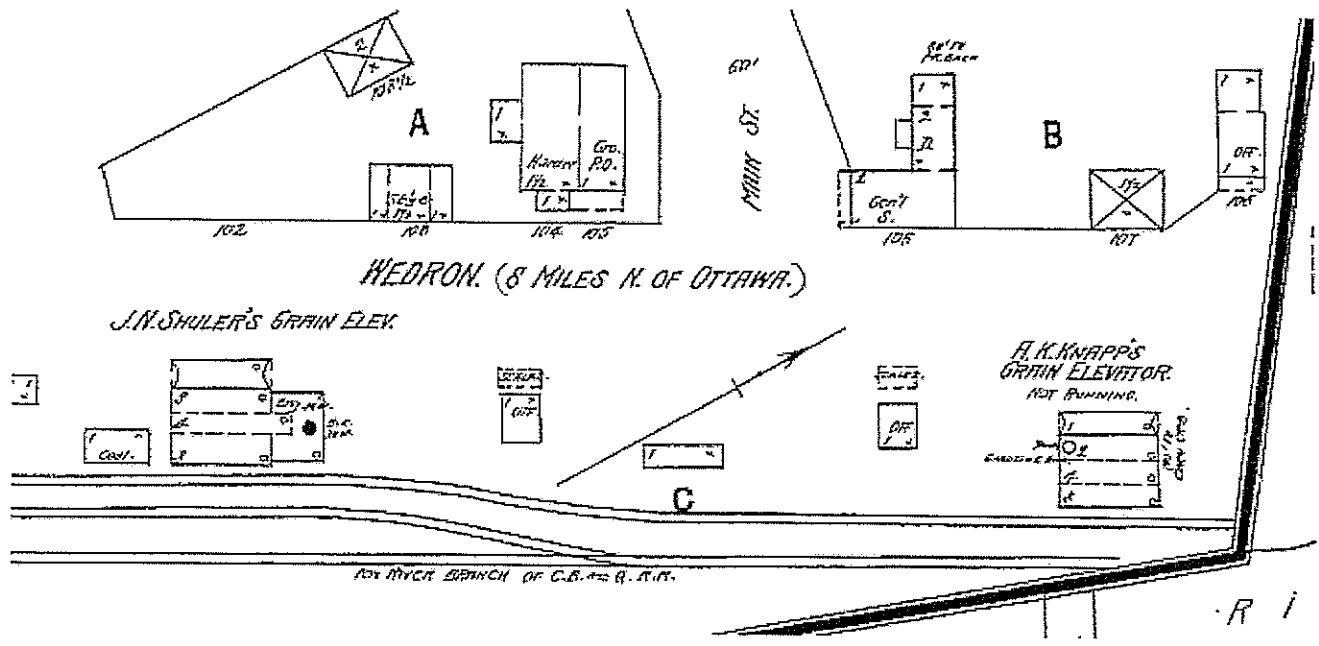


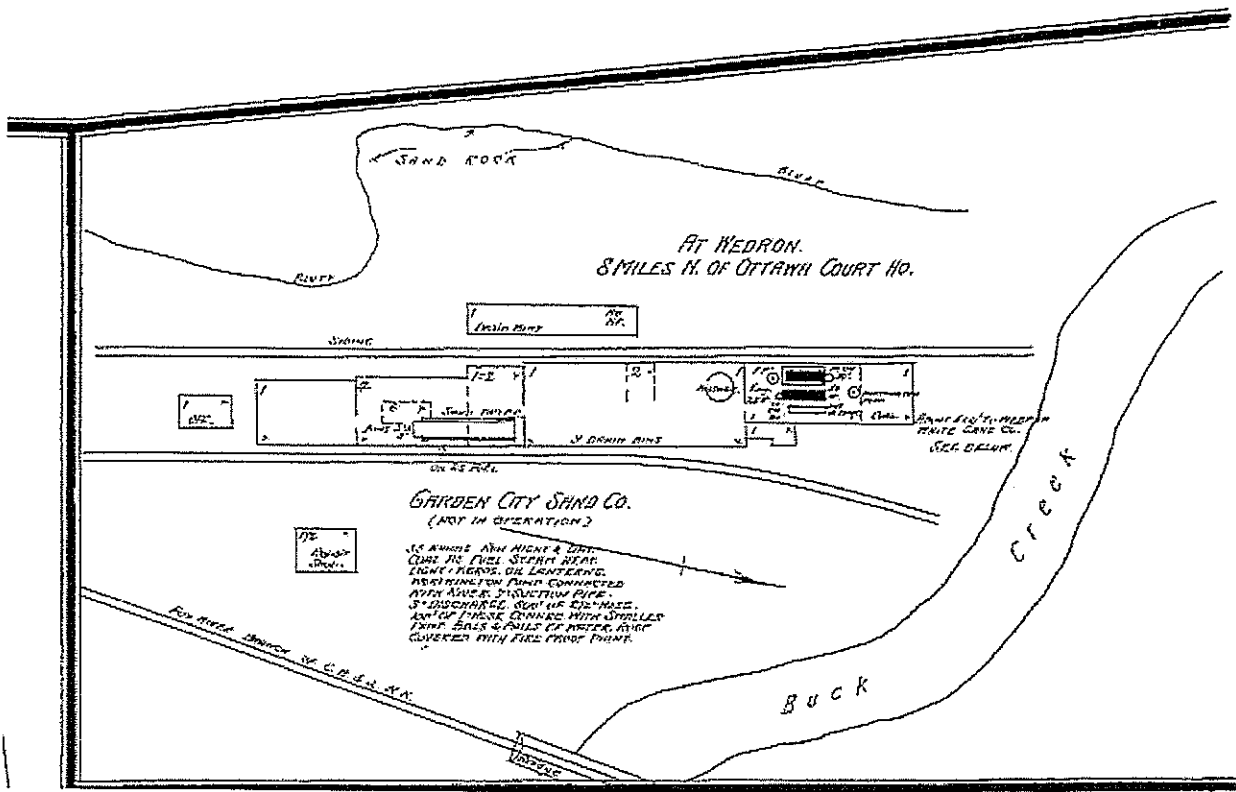
Scale of Feet

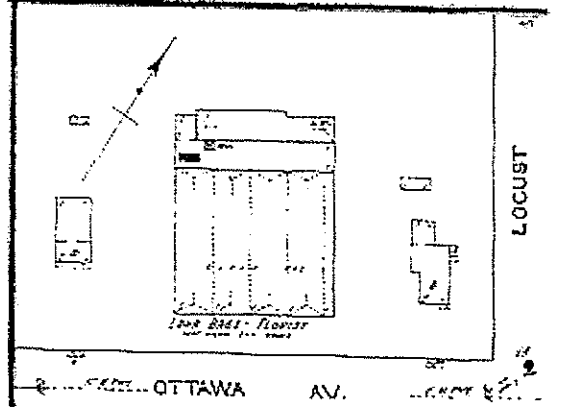
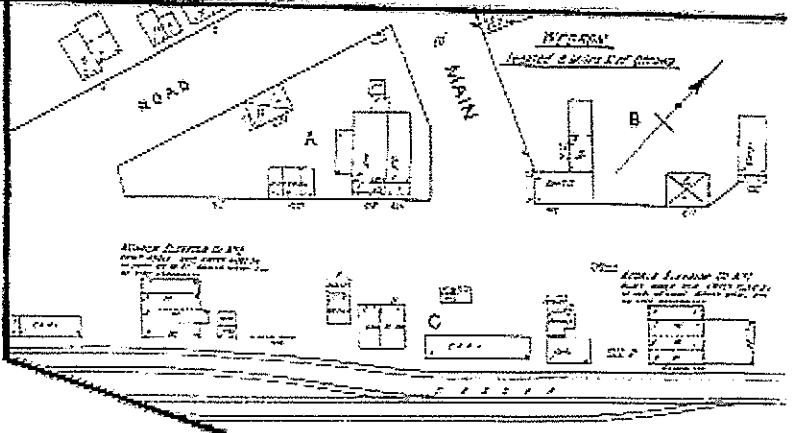
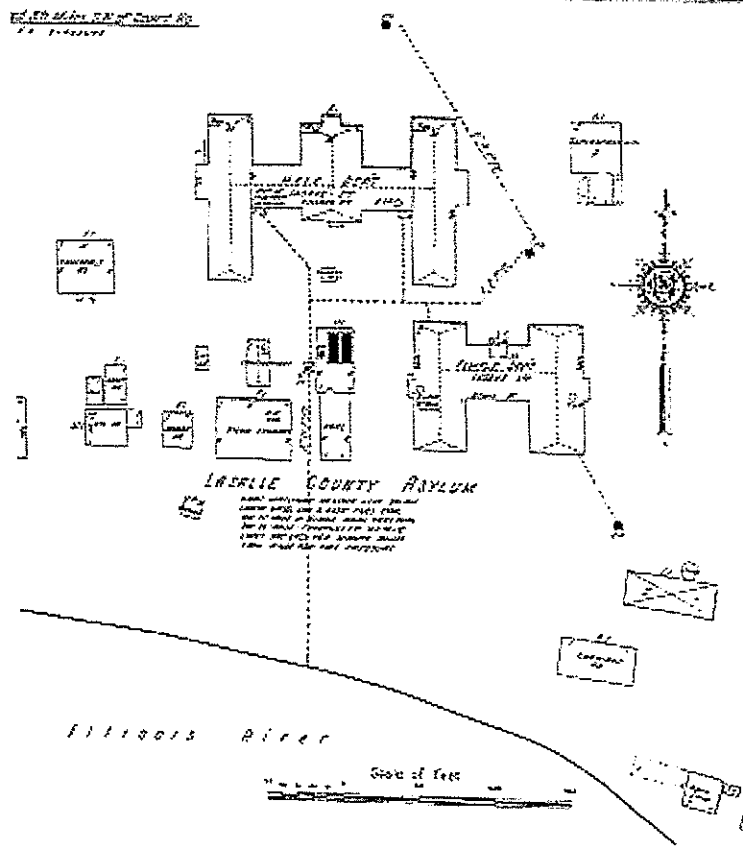
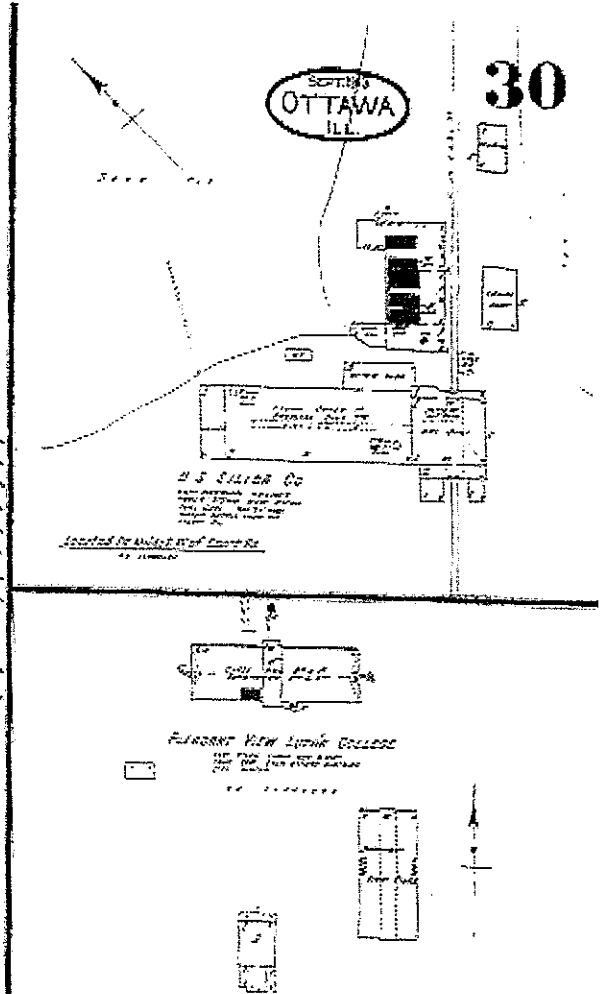
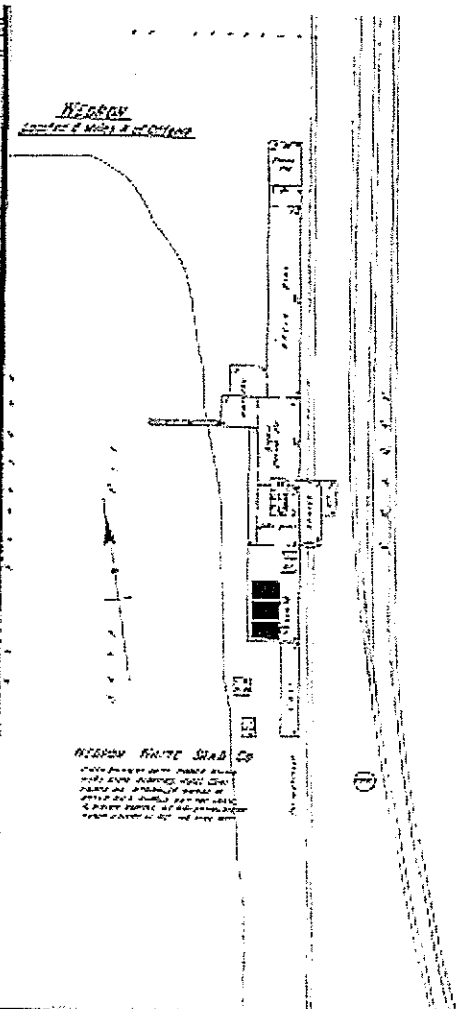
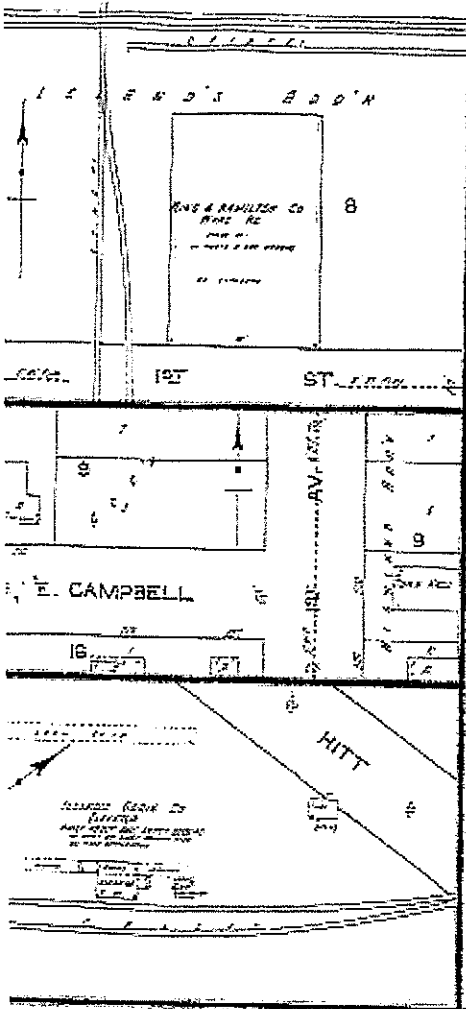
SEP 1891 OTTAWA ILL





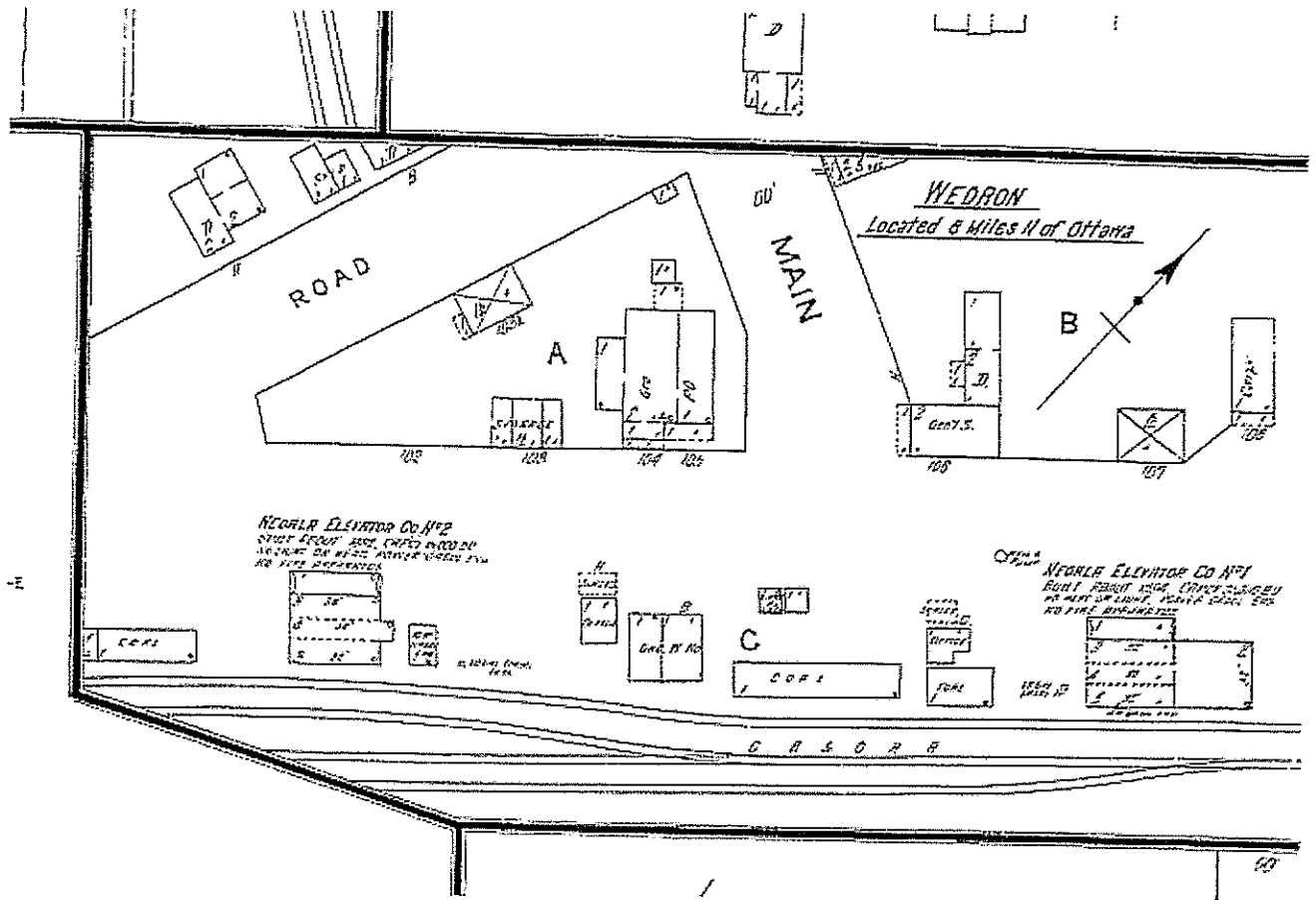


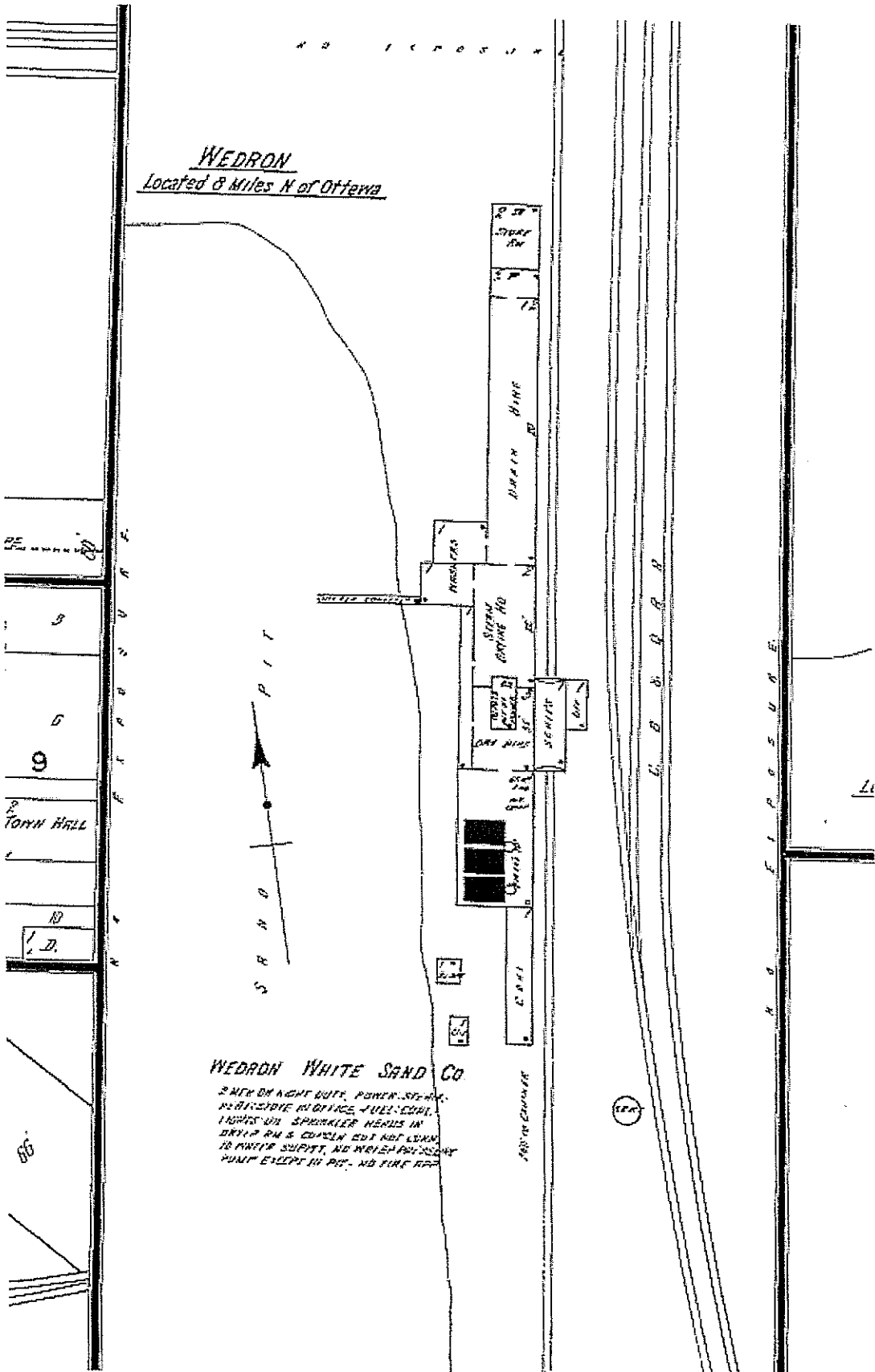




OTTAWA AV.

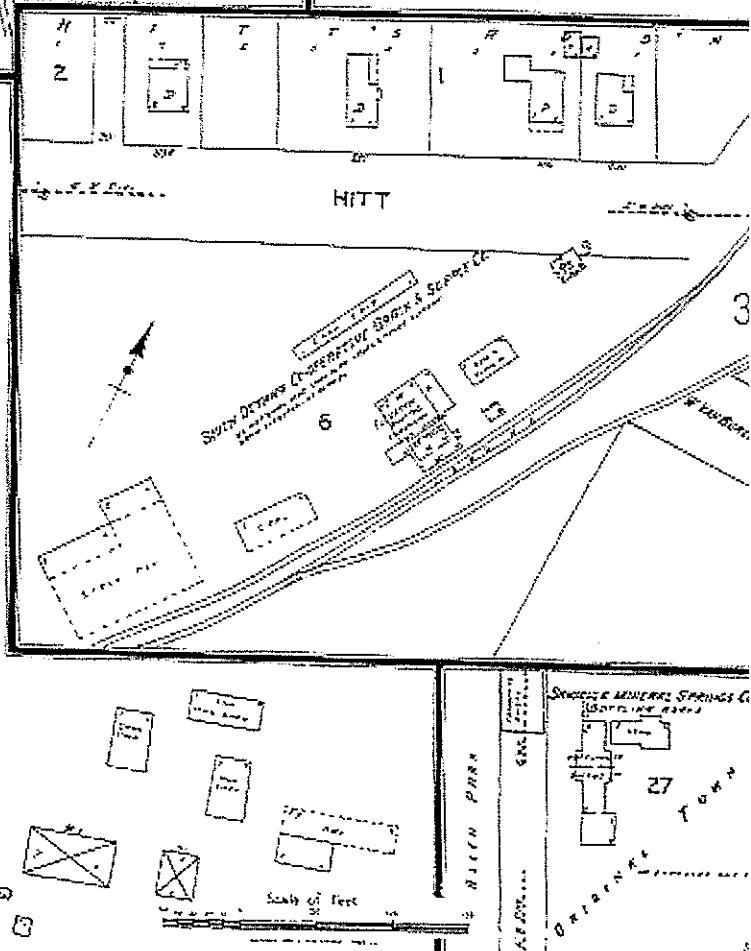
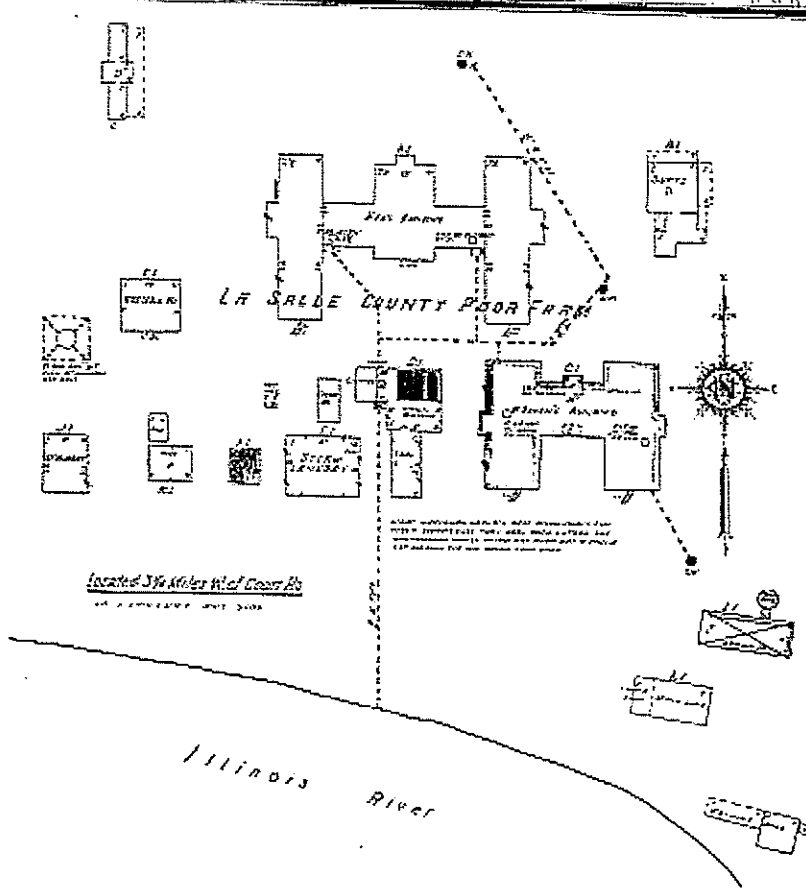
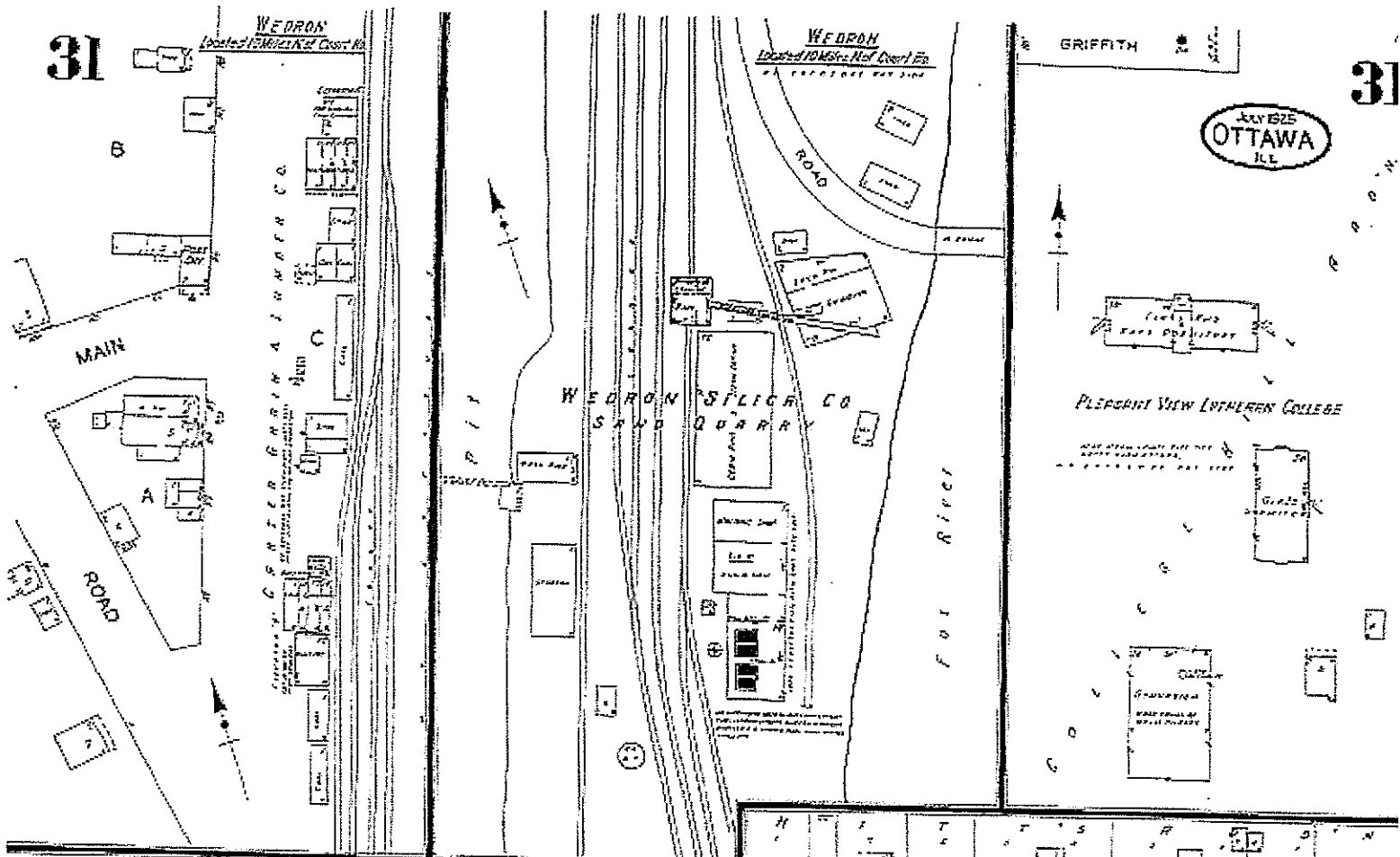
1913

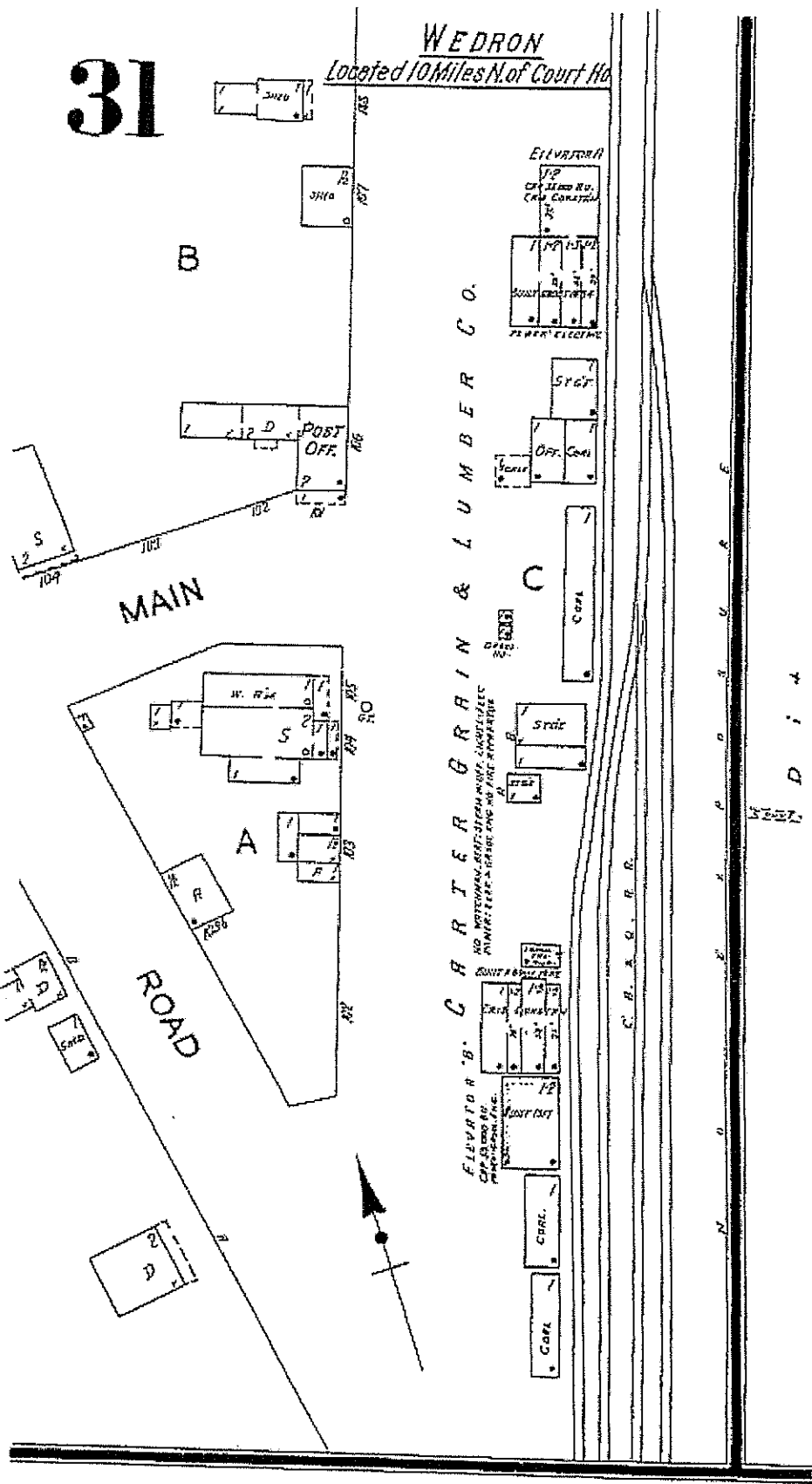





31

31

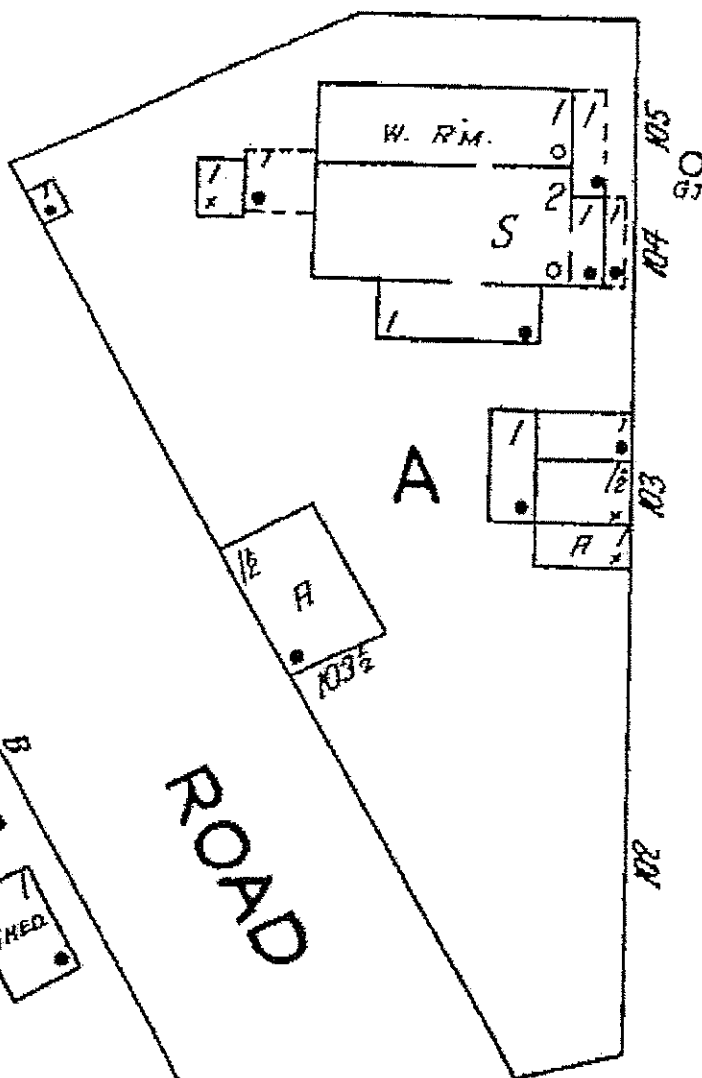




1925



MAIN



CARRTER GRAMIN & LU

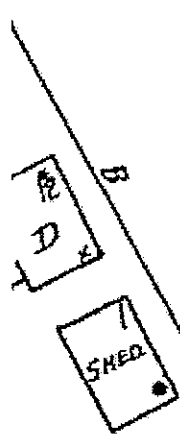
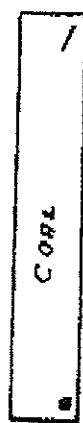
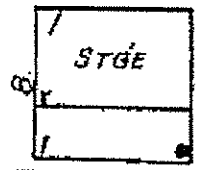
NO WATCHMAN. REPT. STEAM IN OFF. LIGHTS-ELEC.
 POWER. ELEC. & GASOL. ENG. NO FIRE APPARATUS.

BUILT ABOUT 1882
 CRIB CONSTR

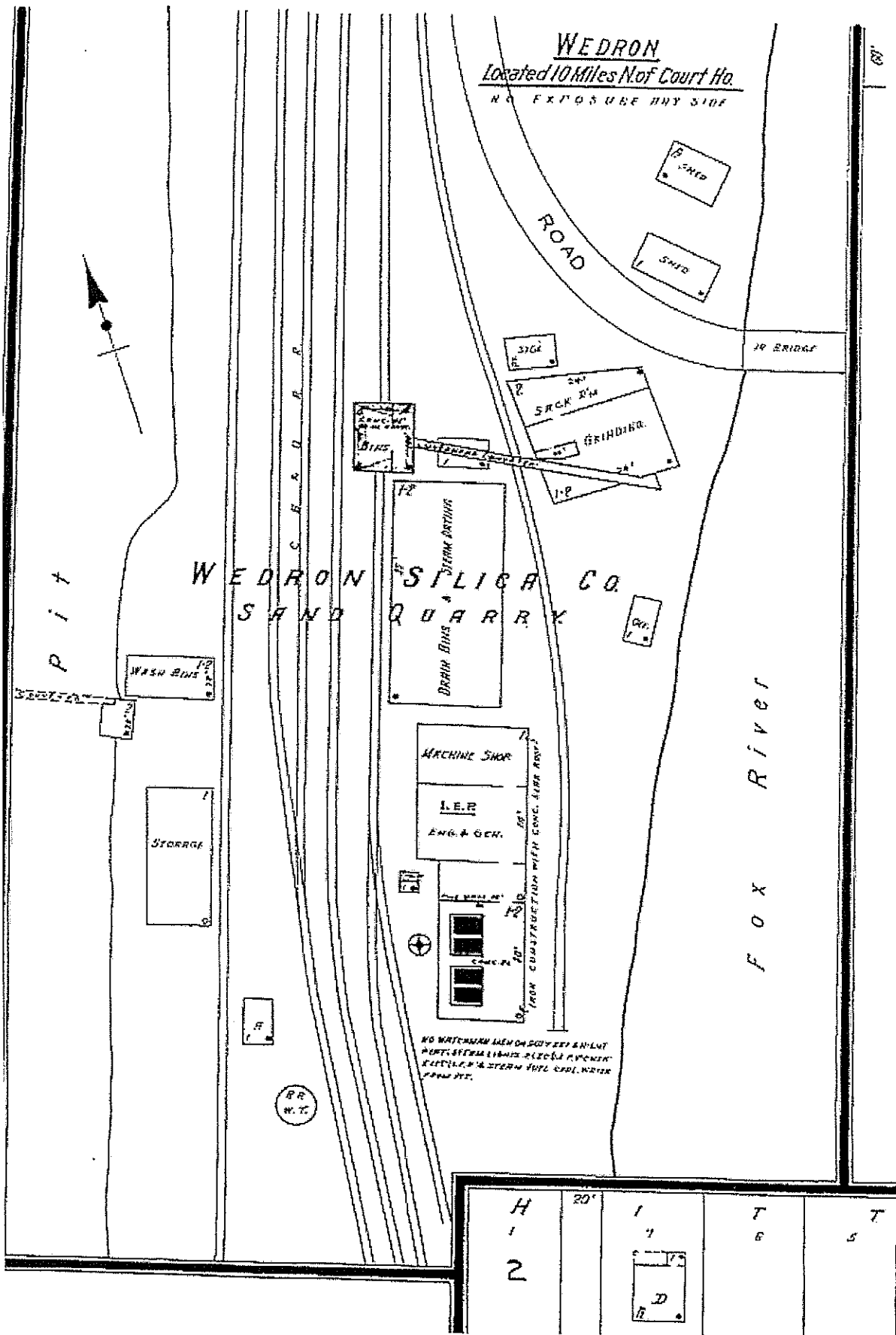
LEVATOR "B"
 52,000 BU.
 17 GASOL. ENG.

BUILT 1917

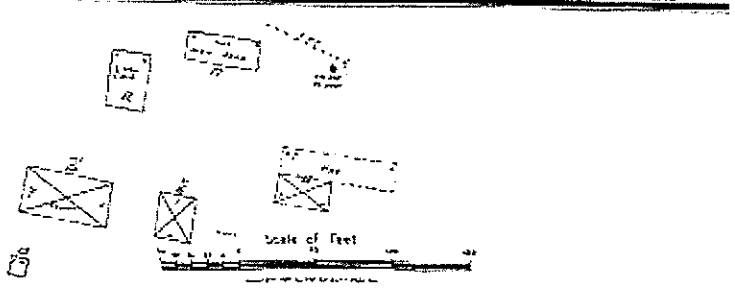
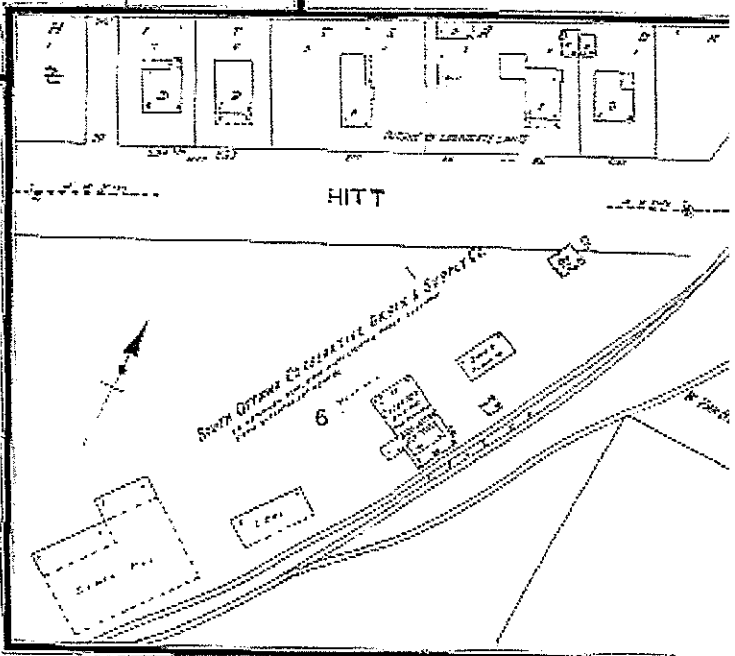
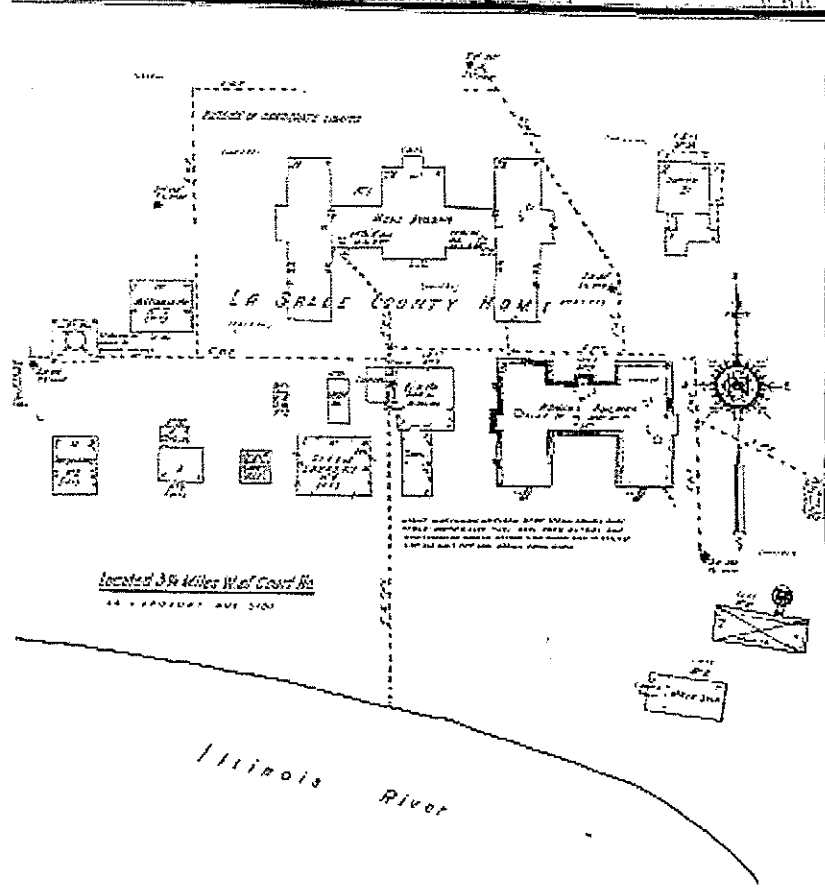
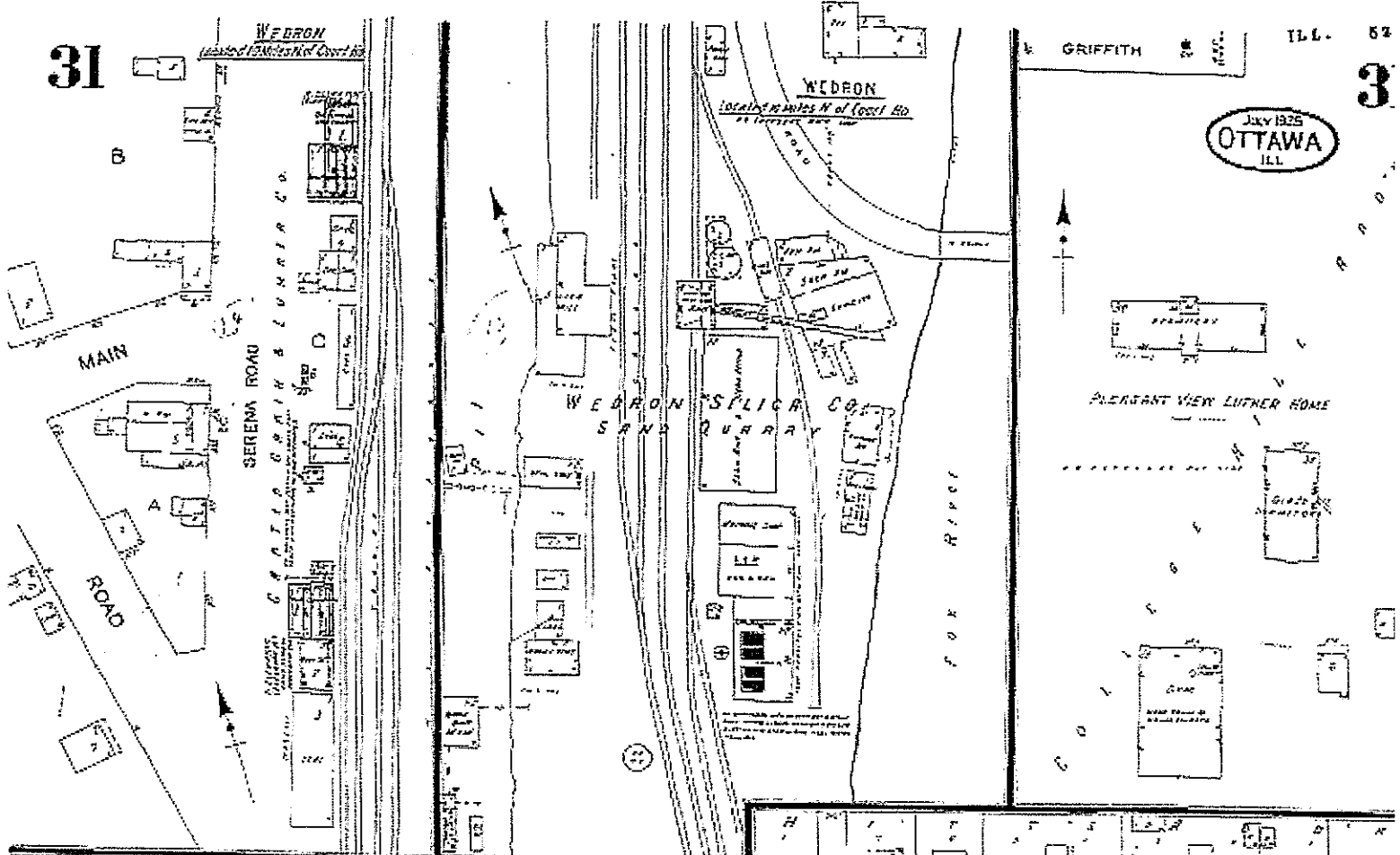
GASOL.
 110-



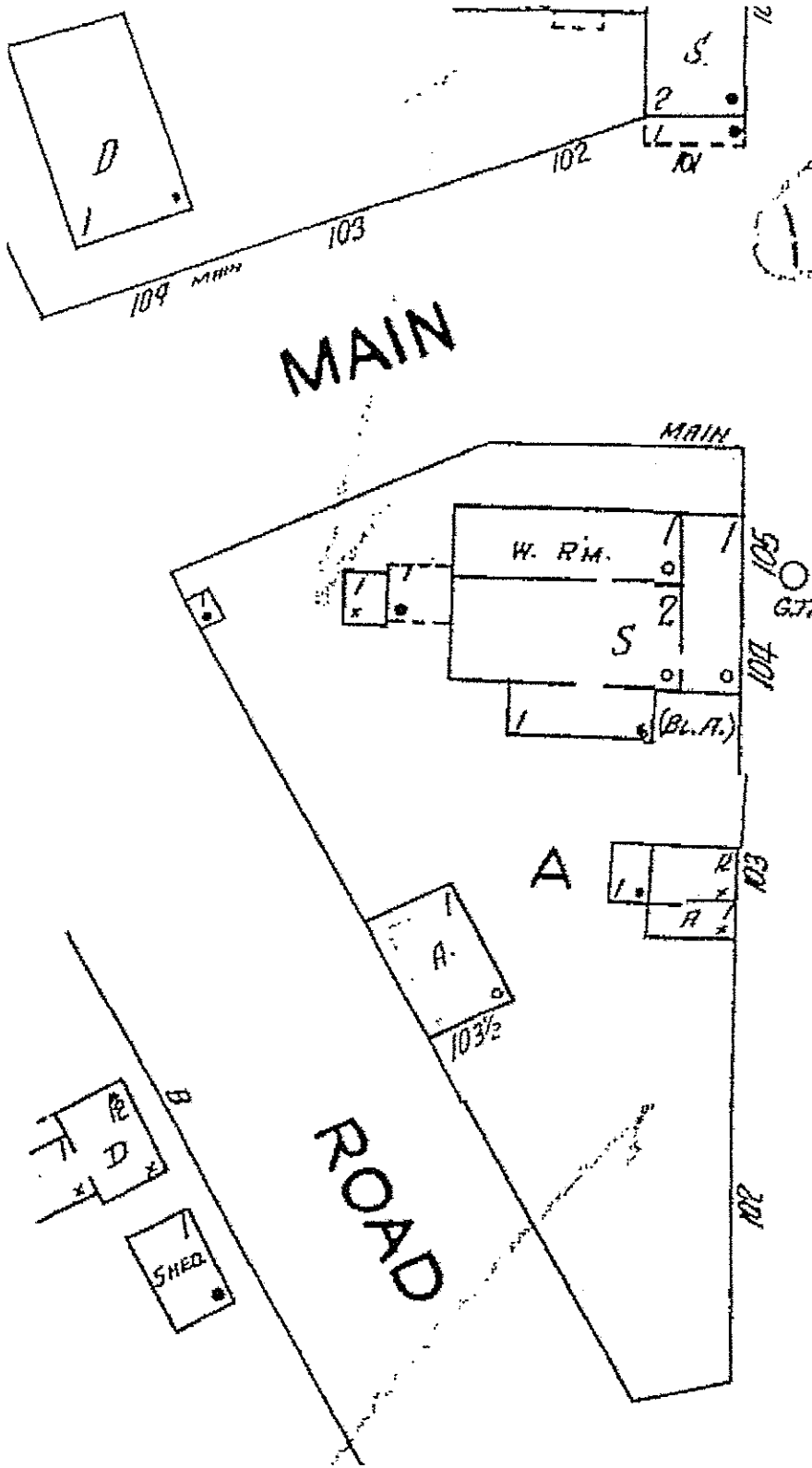
ROAD



31



1949




SERENA ROAD

GARRITER GRAY & LUMB

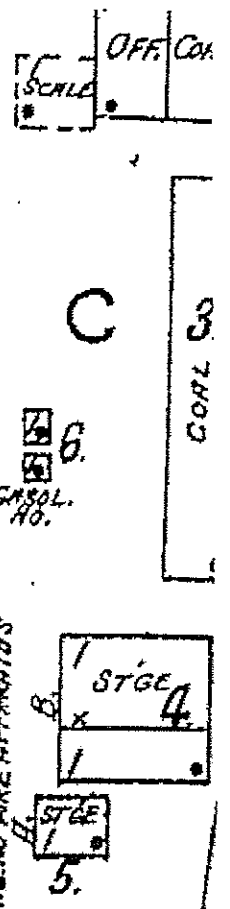
NO WATCHMAN, NO FIRE ALARM, NO OFF. LIGHTS, ELEC. POWER, ELEC. & GAS LINES, NO FIRE APPARATUS

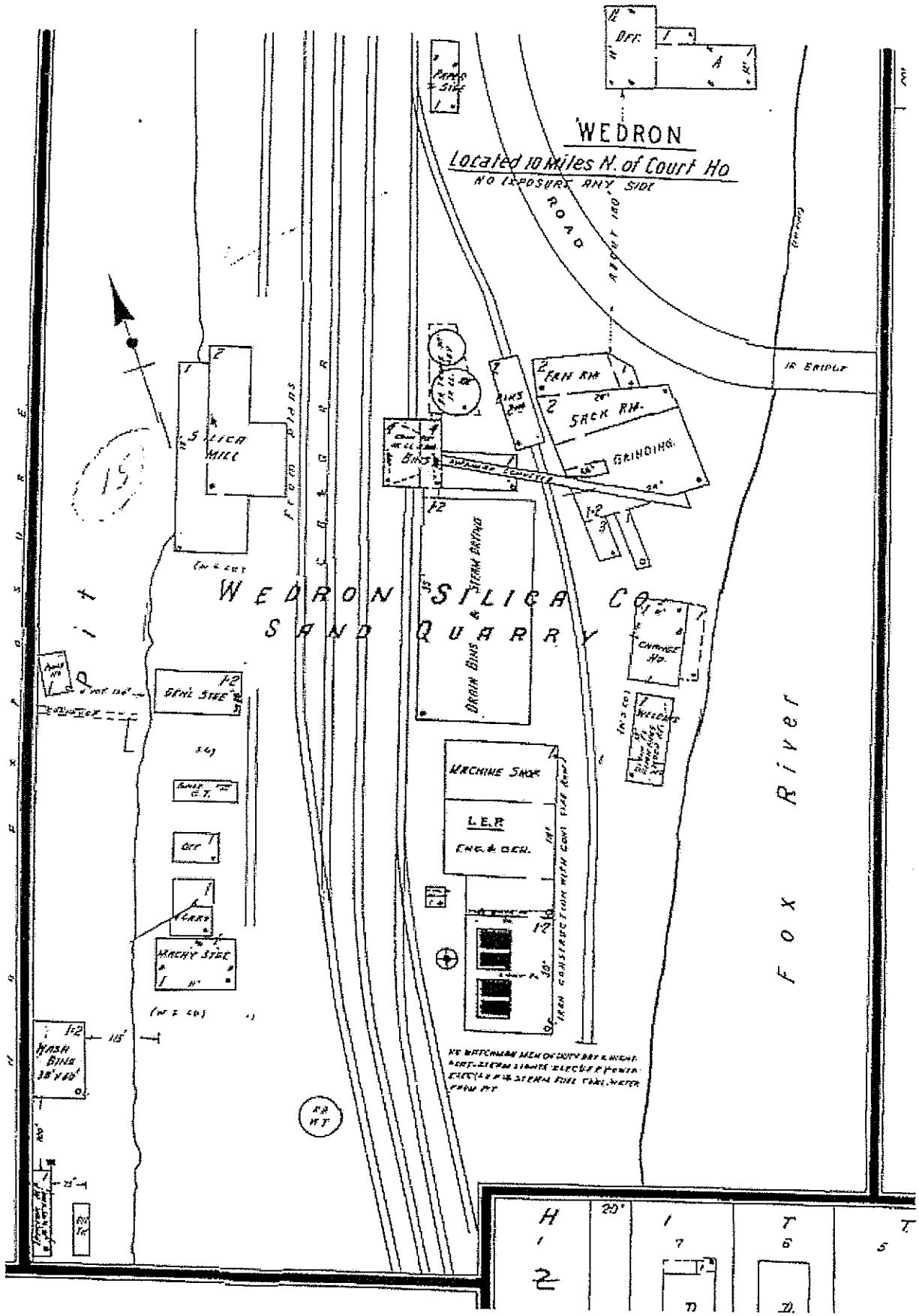
EVAPORATOR 'B' 53,000 BU. R 650X ENG

BUILT ABOUT 1892



BUILT 1912





ATTACHMENT - D

Analytical Data Package

Illinois Environmental Protection Agency Chain of Custody

Preservative Codes 1. None 2. VOA-HCl 3. Metals-HNO3 4. Cyanide-NAOH 5. Other 6. Other	Container Description		Fund:	LPC #: <i>018801003</i>	Locality: <i>Wabasha, IL</i>	Cooler Initially Sealed By:	Date Initially Sealed:				
	Soil VOC - 2 oz. glass (2) SVOC - 8 oz. glass (1) Pest/PCB - 8 oz. glass (1) Inorganics - 16 oz. glass (1) * duplicate 1 out of 10	Aqueous VOC - 40 mL glass (3) SVOC, Pest/PCB - 40 oz. amber glass (1) Inorganics - 1 qt. plastic (1) * duplicate 1 out of 10									
Lab Sample No.	Parameter Group		Field Sample Number	Matrix	No. of Bottles	Date Collected	Time Collected (24 hr clock)	Sampler's Initials	Special Notations	Legal Hold Y or N	
	X	X	X101A	sol	2	7/26/03	1950	JS	123 am P.D. [unclear] 2003	Y	
	X	X	X101B	sol	2	7/26/03	1900	JS	290 am P.D. [unclear] 2003	Y	
	X	X	X101C	sol	2	7/26/03	1845	Tend	30 am P.D. [unclear] 2003	Y	
	X	X	X103A	sol	2	7/26/03	0905	JS	259 am P.D. [unclear] 2003	Y	
	X	X	X103B	sol	3	7/26/03	0930	JS	357 am P.D. [unclear] 2003	Y	
	X	X	X107A	sol	2	7/26/03	1145	JS		Y	
	X	X	X106A	sol	2	7/26/03	1100	JS	292 PM P.D. [unclear] 2003	Y	
	X	X	X106B	sol	1	7/26/03	1135	JS		Y	
	X	X	X107A	sol	2	7/26/03	0330	JS	66 am P.D. [unclear] 2003	Y	
	X	X	X107B	sol	2	7/26/03	1100	JS	357 am P.D. [unclear] 2003	Y	
	X	X	X107C	sol	1	7/26/03	1710	JS		Y	
	X	X	X108A	sol	2	7/26/03	1930	740	287 am P.D. [unclear] 2003	Y	
Opener: I certify that I received the sample shipping container with the shipping container sealed and intact.											
Cooler opened by:			Date:	Time:	Intact	Sealer: I certify that the samples listed above were collected in my presence and sealed by me.					
			Seal No.:	Time:	Y-N	Cooler Sealed By:	Seal No.:	Date:	Time:	Y-N	
					Y-N	<i>Terry [unclear]</i>	<i>3445</i>	<i>5-27-13</i>		<i>10:20</i>	
I certify that I received the cooler containing the above samples with the seal(s) intact.											
Received for Lab by:			Date:	Time:	Intact	Sample Courier:					
					Y-N	Turnaround Time Requested:					
Lab Comments:											
Supervisor Releasing Results											
			Date:								

Illinois Environmental Protection Agency Chain of Custody

Preservative Codes 1. None 2. VOA-HCl 3. Metals-HNO3 4. Cyanide-NAOH 5. Other 6. Other	Container Description		Fund:	LPC #: <i>099829003</i>	Locality: <i>Wabash, IL</i>	Cooler Initially Sealed By:	Date Initially Sealed:			
	Soil VOC - 2 oz. glass (2) SVOC - 8 oz. glass (1) Pest/PCB - 8 oz. glass (1) Inorganics - 16 oz. glass (1)	Aqueous VOC - 40 mL glass (3) SVOC, Pest/PCB - 40 oz. amber glass (1) Inorganics - 1 qt. plastic (1)								
Lab Sample No.	Parameter Group		Field Sample Number	Matrix	No. of Bottles	Date Collected	Time Collected (24 hr clock)	Sampler's Initials	Special Notations	Legal Hold Y or N
	X	X	X108A	soil	2	5/24/05	1105	TAV	337 pm PEA, 10/10/05, 10/10/05	Y
	X	X	X108B	soil	2	5/24/05	1310	TAV		Y
	X	X	X109	soil	3	5/24/05	1113	JSS	363 pm PEA, 10/10/05, 10/10/05	Y
	X	X	X110A	soil	3	5/24/05	1303	TAV	350 pm PEA, 10/10/05, 10/10/05	Y
	X	X	X110B	soil	3	5/24/05	1520	TAV	425 pm PEA, 10/10/05, 10/10/05	Y
	X	X	X110C	soil	2	5/24/05	1535	TAV	436 pm PEA, 10/10/05, 10/10/05	Y
	X	X	X111A	soil	2	5/24/05	1750	TR		Y
	X	X	X111B	soil	2	5/24/05	1755	TR	373 pm PEA, 10/10/05, 10/10/05	Y
Opener: I certify that I received the sample shipping container with the shipping container sealed and intact. Cooler opened by: _____ Date: _____ Time: _____ Seal No.: _____ Sealer: I certify that the samples listed above were collected in my presence and sealed by me. Cooler Sealed By: <i>Tony Hainle</i> Date: <i>5-24-05</i> Seal No.: <i>54835</i> Time: <i>10:00</i>										
I certify that I received the cooler containing the above samples with the seal(s) intact. Received for Lab by: _____ Date: _____ Time: _____ Seal No.: _____ Sample Courier: <i>J.E.P.A.</i> Turnaround Time Requested: _____ Samplers: _____										
Lab Comments: _____ Supervisor Releasing Results: _____ Date: _____										

022

Illinois Environmental Protection Agency Chain of Custody

Preservative Codes	Container Description	Fund:	LPC #:	Locality:	Cooler Initially Sealed By:	Date Initially Sealed:				
1. None 2. VOA-HCl 3. Metals-HNO3 4. Cyanide-NAOH 5. Other 6. Other	<table border="1" style="width: 100%; border-collapse: collapse;"> <tr> <th style="width: 50%;">Soil</th> <th style="width: 50%;">Aqueous</th> </tr> <tr> <td>VOC - 2 oz. glass (2) SVOC - 8 oz. glass (1) Pest/PCB - 8 oz. glass (1) Inorganics - 16 oz. glass (1)</td> <td>VOC - 40 mL glass (3) SVOC, Pest/PCB - 40 oz. amber glass (1) Inorganics - 1 qt. plastic (1) * duplicate 1 out of 10</td> </tr> </table>	Soil	Aqueous	VOC - 2 oz. glass (2) SVOC - 8 oz. glass (1) Pest/PCB - 8 oz. glass (1) Inorganics - 16 oz. glass (1)	VOC - 40 mL glass (3) SVOC, Pest/PCB - 40 oz. amber glass (1) Inorganics - 1 qt. plastic (1) * duplicate 1 out of 10	LC 0071	0998290003	Weldon, IL		
Soil	Aqueous									
VOC - 2 oz. glass (2) SVOC - 8 oz. glass (1) Pest/PCB - 8 oz. glass (1) Inorganics - 16 oz. glass (1)	VOC - 40 mL glass (3) SVOC, Pest/PCB - 40 oz. amber glass (1) Inorganics - 1 qt. plastic (1) * duplicate 1 out of 10									
	Section:	Site Name:	Project Manager:	Phone Number:	Initial Cooler Seal #:					
		Hoxsey	Jim Sulch							

Lab Sample No.	Parameter Group		Field Sample Number	Matrix	No. of Bottles	Date Collected	Time Collected (24 hr clock)	Sampler's Initials	Special Notations	Legal Hold Y or N
	VOC	Metals								
SE 31243-01	X	X	G-103	water	5	5/21/13	1150	TW	Strong odor	
-02	X	X	G-153	water	5	5/21/13	1150	TW	Strong odor	
-03	X	X	Field blank	water	2	5/21/13	1200	TW		
-04	X	X	Field blank	water	5	5/21/13	1250	TW		
-05	X	X	G-154	water	5	5/22/13	830	JIS		
-06	X	X	G-108	water	10	5/22/13	1125	TW	Strong odor; MS/MSD	
-07	X	X	G-109	water	5	5/22/13	1430	TW	Strong odor	
-08	X	X	G-110	water	5	5/22/13	1650	TW	Strong odor	
-09	X	X	G-111	water	5	5/23/13	1010	TW		
-10	X	X	G-112	water	5	5/23/13	1050	TW		

Operator: I certify that I received the sample shipping container with the shipping container sealed and intact.

Cooler opened by: Tony Wasilewski Seal No.: 36441 Date: 5-23-13 Time: 1100

Sealer: I certify that the samples listed above were collected in my presence and sealed by me.

I certify that I received the cooler containing the above samples with the seal(s) intact.

Received for Lab by: SCORCARI Seal No.: 36-41 Date: 5/23/13 Time: 1500

Sample Courier: JTEPA

Turnaround Time Requested: RELEASABLE

Samplers: Date: 7/9/13

Supervisor Releasing Results: CMC **REVIEWER:** MED

AUG 09 2013