OEA

Lower Hudson River Project
Semi-Permeable Membrane Device
Water Sampling Program

Data Report

Prepared for

Federal Region

Albany, New York

November 1979

311457

Lower Hudson River Project
Semi-Permeable Membrane Device
Water Sampling Program

Data Report

Prepared for:

General Electric
Albany, New York

November 1999

311458

TABLE OF CONTENTS

1. INTRODUCTION 1

1.1 PROGRAM OBJECTIVES 1
1.2 APPROACH 1

2. METHODS 1

2.1 GENERAL PROCEDURES 2
2.2 SPATIAL SAMPLING 2
2.3 SOURCE SAMPLING 2
2.4 SAMPLING EQUIPMENT 2
2.5 PERMEABILITY REFERENCE COMPOUNDS 3
2.6 DEPLOYMENT 3
2.7 RETRIEVAL 4
2.8 ANALYSIS 4
2.9 QUALITY ASSURANCE/QUALITY CONTROL 4
2.10 HEALTH AND SAFETY 5
2.11 DATA VALIDATION 5

3. RESULTS 5

REFERENCES 7

APPENDICES

A. Field Sampling Log
B. Data Summary Packages

311459

List of Tables

1-1 Sampling summary.
3-1 PCB homolog weight percent values.
3-2 Mass of PCB in each peak (μg) at all sampling stations.

List of Figures

1-1 Lower Hudson River 1998 SPMD sampling locations, Troy to Catskill.
1-2 Lower Hudson River 1998 SPMD sampling locations, Saugerties to Newburgh.
1-3 Lower Hudson River 1998 SPMD sampling locations, Highland Falls to the GW Bridge.
1-4 Typical SPMD deployment in the estuarine portion of the Lower Hudson River.
2-1 SPMD deployment cages and spider.
2-2 Percent recovery of performance reference compounds added to the lipid contained by the semi-permeable membrane prior to deployment.
2-3 Lower Hudson River water temperature measured during SPMD deployment in October, 1998.
2-4 Lower Hudson River water temperature measured during SPMD retrieval in November, 1998.
2-5 Lower Hudson River water specific conductivity measured during SPMD deployment in October, 1998.
2-6 Lower Hudson River water specific conductivity measured during SPMD retrieval in November, 1998.
3-1 Total mass of PCBs collected in the Lower Hudson. Middle, surface and bottom SPMD samples are shown.
3-2 Homolog distributions for Lower Hudson River SPMD samples.
3-3 Mass of PCB in each peak for all stations.
3-4 Mass of select individual PCB congeners collected using SPMDs in the Lower Hudson River.

311460

1. INTRODUCTION

On behalf of the General Electric Company (General Electric), Quantitative Environmental Analysis (QEA) conducted water sampling in the Lower Hudson River utilizing semi-permeable membrane devices (SPMDs). This report presents the program objectives, sampling and analysis methods, and analytical data generated during the 1998 Lower Hudson River SPMD sampling Program (Field Sampling Plan, QEA 1998).

1.1 Program Objectives

The principal objectives of the SPMD sampling program were to:

- evaluate PCB concentration gradients and congener pattern differences within the Lower Hudson River, and
- isolate active point sources of PCBs in the reach of the Hudson River from the Troy Dam to the George Washington Bridge.

1.2 Approach

SPMD samplers were anchored in the river at pre-selected sites spaced along the lower Hudson River for a period of about two weeks (Figures 1-1 to 1-3). Samples collected for this program were assigned a unique sample ID which incorporated the station name and water column location. One SPMD was placed at each sampling location at mid-depth in the water column from south of the Troy Dam (Mile Point 151) to the Highland Landing Bridge (Mile Point 76). In the estuarine portion of the river, each station had an SPMD placed 3 feet below the surface and approximately 3 feet above the bottom (at low tide) to account for vertical stratification (Figure 1-4).

2. METHODS

The 1998 Lower Hudson River SPMD sampling Program consisted of spatial and source sampling. The following sections provide descriptions of sampling and analysis methods.

311461

2.1 General Procedures

The SPMD sampling procedures followed the standard operating procedures presented in the Field Sampling Plan (QEA, 1998). The following subsections describe the general procedures used to deploy and retrieve the samplers and analyze the intact SPMD (membrane + lipid). Deployment occurred from October 26th to October 30th, 1998. Retrieval occurred from November 10th to November 13th, 1998.

2.2 Spatial Sampling

Sampling occurred at 14 spatial stations and 4 source stations (Table 1-1, Figures 1-1 to 1-3). Spatial sampling consisted of the deployment of SPMDs at regular intervals beginning south of the Troy Dam (MP 151) continuing downstream to the George Washington Bridge (MP 12) with a distance of approximately 10 miles or less between the devices. The SPMDs were anchored on the downstream side of bridge abutments adjacent to the main channel, where available. If there was no bridge abutment near, the SPMD was anchored adjacent to a channel marker buoy, outside of the navigational channel.

2.3 Source Sampling

Source sampling consisted of the deployment of SPMDs near the outfalls or in the discharge plume of a number of industries and a water pollution control plant (WPCP) with suspected PCB discharges (Table 1-1, Figures 1-1 to 1-3).

2.4 Sampling Equipment

The SPMDs deployed during this study consisted of low-density polyethylene (LDPE) layflat tubing (75-90 μm wall thickness, 2.5 cm wide by 91.4 cm long) containing 1 gram of high-purity synthetic triolein (≥95%). The SPMDs were obtained from Environmental Sampling Technologies (EST, a division of CIA Labs) which holds the exclusive license for two patents for SPMD technology. The SPMDs were delivered to QEA pre-mounted on a deployment rack or "spider" and sealed in gas tight, solvent-rinsed gallon cans for transport to the deployment

311462

site. The "spider" device consists of a stainless steel disk with ten 2-inch vertical pegs on the outer edge around which the SPMD is wrapped (Figure 2-1).

2.5 Permeability Reference Compounds

PCB congener number 11 (3,3') and congener number 30 (2,4,6) were chosen as permeability reference compounds (PRC). The function of these compounds is to act as a measure of the differences in environmental conditions among sampling locations. If these compounds diffuse out of the membrane at similar rates at the various stations, it supports the idea that sampling conditions (i.e., rate of diffusion into the membrane) would be similar as well (Huckins, et al., 1996; Ellis et al., 1995; Booij et al., 1998). One hundred ng of each compound was spiked into the triolein of the SPMD by EST prior to shipping the devices to QEA. PCB congener number 11 did not diffuse out of the lipid to a measurable degree in the two week sampling period; probably due to an insufficient fugacity gradient. Congener number 30, however, had an average loss of 24% $\pm$ 6 at all sampling stations (Figure 2-1).

2.6 Deployment

Two sizes of deployment devices (cages) were used depending on availability. They consisted of a stainless steel mesh cylinder 6 in. in diameter and 5 or 10 in. high with a closed bottom and a screw-off top (Figure 2-2.). The tops of the SPMD cage(s) were removed and a pre-cleaned spider containing a membrane was taken from a gas-tight, hexane-rinsed gallon can and placed in the cage. The top of the cage was then replaced and the cage was secured to a nylon rope at the appropriate position. The SPMDs were anchored in position using two concrete blocks. A buoy was placed at the surface of the water to mark the location of the SPMDs to facilitate retrieval (Figure 1-4). Water temperature and specific conductivity measurements were made at the surface and bottom (maximum 25 ft depth) at each station during deployment and retrieval (Table 1-1 and Figures 2-3 to 2-6). Depth measurements were taken during deployment using a portable sonar system (Table 1-1).

311463

2.7 Retrieval

Not all SPMDs that were deployed were retrieved. There were a total of 23 SPMD installations including duplicate installations at stations 16, 18, and 20. Eighteen SPMDs (Table 1-1) were successfully retrieved, two of which were retrieved but had drifted from their original position (see Figure 1-3). The surface SPMD placed at the Tappan Zee Bridge (STA17-SUR, MP 25) was recovered at about MP 18. The bottom sample (STA17-BOT, MP 25) was lodged in mud and was therefore unrecoverable. One of the SPMDs placed at the Harbor at Hastings (former Anaconda) site (STA18A-SUR and STA18A-BOT, MP 21.5) was recovered near MP 24, but the other sampling device (STA18B) was in place. The spider(s) were removed from the cage(s) and the membrane(s) were placed in pint-size, gas tight, hexane-washed cans. The cans were labeled with sample ID, sealed in a Zip-Lock® bag and placed in a cooler with ice until shipment to the laboratory.

2.8 Analysis

Following retrieval, the membranes were returned to EST Labs for extraction and cleanup in preparation for congener specific PCB quantification by Northeast Analytical, Inc. (NEA). EST performed the dialytic recovery of the analytes from the SPMDs (lipid + membrane) followed by gel permeation chromatography (GPC) cleanup to remove triolein impurities and polyethylene waxes carried over during the dialysis extraction. The extracts were then shipped to NEA for PCB congener analysis by the method NEA_608CAP.

2.9 Quality Assurance/Quality Control

Quality assurance/quality control (QA/QC) samples were collected in accordance with the project specific Quality Assurance Project Plan (Appendix B of Field Sampling Plan; QEA, 1998.). Matrix spike, duplicate and trip blanks were collected at a rate of 5% of total sample numbers. The locations of these quality control samples were selected in the field (Table 1-1). A trip blank consisted of a membrane sealed in a pint can which was opened during deployment and retrieval of the sampler SPMD to expose them to the atmosphere and conditions in a manner equivalent to the sample. Two trip blanks were collected.

2.10 Health and Safety

Health and safety requirements for SPMD sampling activities performed in the Lower Hudson River in 1998 are addressed within the Health & Safety Plan developed for this program (Appendix C of the Field Sampling Plan, QEA, 1998.)

2.11 Data Validation

PCB data collected as part of this program have not been validated by an independent data validator. QEA examined the data packages and found no deviations from the quality control criteria.

3. RESULTS

Total PCB and congener data are presented as μg of PCB collected at each station. All values have been adjusted for differences in sampling time by normalizing to the longest sampling time of 356.3 hours at Station 5. Analytical results for the 1998 Lower Hudson River Project SPMD Water Sampling Program are contained in the following tables and figures:

- Ancillary sampling information consisting of water depth, surface temperature, bottom temperature, surface specific conductivity, and bottom specific conductivity are presented in Table 1-1.
- Total PCB and homolog weight percent distribution results are presented in Table 3-1.
- Homolog distributions are depicted graphically in Figure 3-2, a-c.
- Total PCB collected at both spatial and source sampling stations throughout the lower river are shown in Figure 3-1.
- Congener data on a mass basis are presented in Table 3-2 and are shown graphically in Figure 3-3, a-c.
- Select individual congener distributions for all samples collected are presented in Figure 3-4, a-b.
- Field logs (Appendix A)

311465

- PCB laboratory data packages (Appendix B)

REFERENCES

Booj, K., H.M. Sleiderink, Smedes, F. 1998. Calibrating the uptake kinetics of semipermeable membrane devices using exposure standards. Environ. Toxicol. Chem., 17:1236-1245.

Ellis, G.S., Huckins, J.N., Rostad, C.E., Schmitt, C.J., MacCarthy, P. 1995. Evaluation of lipid-containing semipermeable membrane devices (SPMDs) for monitoring organochlorine contaminants in the Upper Mississippi River. Environ. Toxicol. Chem., 14:1875-1884.

Huckins, J.N., J.D. Petty, J.A. Lebo, C.E. Orazio, H.F. Prest, D.E. Tillitt, G.S. Ellis, B.T. Johnson, B.K. Manuweera. Semipermeable membrane devices (SPMDs) for the concentration and assessment of bioavailable organic contaminants in aquatic environments. In: Techniques in Aquatic Toxicology. Ed. G.K. Ostrander. Lewis Publishers, 1996, pp. 625-655.

Quantitative Environmental Analysis, LLC. 1988. Field Sampling Plan. Lower Hudson River Project Semi-Permeable Membrane Device Water Sampling Program. QEA, LLC, October, 1988.

311467

TABLES

Table 1-1. Summary of Sampling Stations and Ancillary Data Collected.

Station	Samples collected at each station	Location	Type	Mile Point	Sampling time (total hours)	Water Depth (ft)	Deployment (October 26-30, 1998)				Retrieval (November 10-12, 1998)			
							Surface Temp. (°C)	Bottom Temp. (°C)	Surface Sp. Cond. (mS)	Bottom Sp. Cond. (mS)	Surface Temp. (°C)	Bottom Temp. (°C)	Surface Sp. Cond. (mS)	Bottom Sp. Cond. (mS)
STA1	Mid[1]	So. of Congress St. Bridge	Spatial	151	352.40	22	12.9	12.8	0.162	0.162	7.4	7.6	0.233	0.232
STA2	Mid	Albany CO SD North WWTP	Source	148	352.28	12	12.8	12.8	0.222	0.248	7.6	7.7	0.203	0.202
STA3	Mid	Dunn Memorial Bridge	Spatial	145	353.75	26	12.8	12.8	0.210	0.211	7.8	7.9	0.229	0.229
STA4	Mid	Albany CO SD South WWTP	Source	144	354.58	15	13.1	13.0	0.211	0.213	8.9	8.0	0.234	0.231
STA5	Mid	Castleton on Hudson Bridge	Spatial	134.5	356.28	23	13.3	13.3	0.226	0.227	8.5	8.7	0.219	0.218
STA6	Mid	Coxsackie - red buoy #158	Spatial	123	336.23	38	13.6	13.7	0.227	0.227	8.7	8.9	0.227	0.227
STA7	Mid	Rip Van Winkle Bridge	Spatial	113	337.82	20	13.4	13.4	0.237	0.236	8.7	8.9	0.224	0.223
STA8	--	Saugerties - red buoy #94	Spatial	102	Lost	24	13.7	13.9	0.248	0.248				
STA9	--	Kingston-Rhinecliff Bridge	Spatial	95	Lost	26	14.0	14.0	0.250	0.245				
STA10	Mid,Mid(Dup)[2]	Highland Landing Bridge	Spatial	76	319.38	63	15.6	15.6	0.247	0.246	12.1	12.2	0.249	0.248
STA11	Sur[1],Sur(Dup),Bot	Newburgh Beacon Bridge	Spatial	62	319.45	40	16.1	16.2	0.367	0.366	13.2	13.2	0.475	0.610
STA12	--	Bear Mountain Bridge	Spatial	46	Lost	50	17.1		2.88	3.78				
STA13	Sur,Bot	Indian Point Generating Station	Source	42	333.83	30	21.1	18.9	4.56	4.64	20.8	18.8	7.14	7.20
STA14	Sur,Bot	Lovett Gas Regulator	Source	41.5	334.65	22	22.1	18.3	4.21	4.29	15.6	15.6	7.15	7.20
STA15	Sur,Sur(MS)[3],Bot	Haverstraw Bay	Spatial	38	333.77	38	18.6	16.6	6.26	6.47	14.4	14.0	8.14	8.43
STA16A	Mid	Croton Bay - Harmon Yds	Source	33	334.28	9	16.6	16.6	7.44	7.44	12.2	12.2	11.16	11.17
STA16B	Mid	Croton Bay - Harmon Yds	Source	33	333.65	9	16.6	16.6	7.83	7.84	12.2	12.1	11.29	11.30
STA17	Sur	Tappan Zee Bridge - green buoy #7	Spatial	25	313.88	33	14.4	15.0	13.43	15.36	10.5	11.0	17.90	17.16
STA18A	Sur,Bot	Arco North	Source	21.5	316.02	22	13.8	14.7	14.25	20.82	11.5	11.5	12.38	12.38
STA18B	Sur,Bot	Arco South	Source	21.5	313.42	17	13.7	14.8	14.33	21.16	10.7	10.8	15.89	16.25
STA19	Sur,Bot	Yonkers Joint WWTP	Source	16	313.22	35	15.0	14.7	21.94	30.61	12.0	11.1	16.73	18.94
STA20A	--	GW Bridge - south green buoy #3	Spatial	13.5	Lost	35	13.8	14.4	22.74	32.95				
STA20B	--	GW Bridge -north green buoy #3	Spatial	13.5	Lost	35	13.6	14.5	20.60	31.24				

[1]Mid = sample collected at approximate mid-depth of water column

[1]Sur = sample collected 3 ft below the surface

[1]Bot = Sample collected approximately 3 ft above river bottom

[2]Dup = duplicate sample collected

[3]MS = duplicate sample collected for matrix spike

311469

Table 3-1. PCB homolog weight percent values.

Station	Mile Point	Total PCB (µg)	wt% mono	wt% di	wt% tri	wt% tetra	wt% penta	wt% hexa	wt% hepta	wt% octa	wt% nona	wt% deca
STA1-MID	151	7.660	9.71	44.24	26.28	14.49	4.36	0.82	0.1	0	0	0
STA2-MID	148	5.711	11.27	46.6	23.93	12.94	4.51	0.67	0.09	0	0	0
STA3-MID	145	7.924	9.67	41.9	27.75	15.29	4.51	0.77	0.1	0	0	0
STA4-MID	144	5.582	9.4	43.68	26.81	14.92	4.31	0.78	0.1	0	0	0
STA5-MID	134.5	7.635	7.16	38.51	30.31	17.75	5.23	0.9	0.15	0	0	0
STA6-MID	123	9.823	3.25	28.64	37.52	22.94	6.51	1.01	0.12	0	0	0
STA7-MID	113	8.169	0.95	24.23	46.55	21.93	5.46	0.76	0.12	0	0	0
STA10-MID	76	3.874	0	5.41	42.36	36.74	13.05	2.15	0.28	0	0	0
STA10-MID(DUP)	76	3.864	0	5.28	42.25	36.48	13.53	2.18	0.28	0	0	0
STA11-SUR	62	5.705	0	2.66	38.02	41.24	14.96	2.71	0.42	0	0	0
STA11-SUR(DUP)	62	4.979	0	3.03	38.48	40.79	14.82	2.57	0.3	0	0	0
STA11-BOT	62	4.817	0	3.86	38.66	39.78	14.63	2.7	0.37	0	0	0
STA13-SUR	42	3.841	0	2.2	35.48	41.64	17.1	3.01	0.56	0	0	0
STA13-BOT	42	3.621	0	2.9	35.33	41.18	16.99	3.07	0.54	0	0	0
STA14-SUR	41.5	3.700	0	2.59	34.77	42.1	16.94	3.06	0.54	0	0	0
STA14-BOT	41.5	4.405	0	2.67	34.46	42.4	17.08	2.89	0.49	0	0	0
STA15-SUR	38	4.522	0	2.07	32.09	43.29	18.42	3.42	0.67	0.05	0	0
STA15-BOT	38	3.780	0	2.26	32.29	43.29	18.74	2.96	0.45	0	0	0
STA16A-MID	33	2.260	0	2.7	30.28	42.18	20.55	3.52	0.77	0	0	0
STA16B-MID	33	1.675	0	2.79	31.04	42.15	20.45	3.1	0.47	0	0	0
STA17-SUR	25	2.626	0	1.84	28.45	42.49	22.39	4.03	0.81	0	0	0
STA18A-SUR	21.5	2.780	0	2.1	27.71	42.4	23.03	3.88	0.87	0	0	0
STA18A-BOT	21.5	2.688	0	2.17	28.23	42.11	22.66	3.93	0.85	0.04	0	0
STA18B-SUR	21.5	2.643	0	2.06	27.54	42.38	22.68	4.24	1.1	0	0	0
STA18B-BOT	21.5	2.554	0	1.77	28.08	41.75	23.12	4.32	0.94	0	0	0
STA19-SUR	16	2.303	0	5.31	28.61	39.46	22.42	3.5[illegible]	[illegible]6	0	0	0
STA19-BOT	16	2.560	0	3.66	28.47	40.18	22.83	3.[illegible]	0.56	0	0	0

311470

Table 3-2. Mass of PCB in each peak (μg) at all sampling stations.

STATION	PK1	PK2	PK3	PK4	PK5	PK6	PK7	PK8	PK9	PK10	PK11	PK12	PK13	PK14	PK15	PK16	PK17	PK18	PK19	PK20	PK21	PK22
STA1-MID	0.000	0.744	0.000	0.000	2.800	0.018	0.063	0.460	0.000	0.241	0.000	0.000	0.004	0.176	0.327	0.165	0.306	0.000	0.027	0.001	0.109	0.032
STA2-MID	0.000	0.644	0.000	0.000	2.253	0.013	0.045	0.318	0.000	0.176	0.000	0.000	0.002	0.121	0.226	0.111	0.208	0.000	0.023	0.002	0.075	0.022
STA3-MID	0.000	0.766	0.000	0.000	2.710	0.017	0.071	0.470	0.000	0.242	0.000	0.000	0.004	0.194	0.390	0.162	0.337	0.000	0.030	0.001	0.131	0.045
STA4-MID	0.000	0.525	0.000	0.000	2.004	0.012	0.052	0.337	0.000	0.169	0.000	0.000	0.001	0.133	0.270	0.114	0.232	0.000	0.018	0.001	0.089	0.027
STA5-MID	0.000	0.546	0.000	0.000	2.368	0.015	0.072	0.431	0.000	0.213	0.000	0.000	0.004	0.210	0.450	0.155	0.359	0.000	0.033	0.001	0.151	0.052
STA6-MID	0.000	0.319	0.000	0.000	2.156	0.012	0.081	0.478	0.000	0.229	0.000	0.000	0.007	0.322	0.849	0.196	0.610	0.000	0.046	0.001	0.254	0.088
STA7-MID	0.000	0.077	0.000	0.000	1.389	0.007	0.066	0.417	0.000	0.180	0.000	0.000	0.008	0.376	0.999	0.170	0.677	0.000	0.039	0.001	0.255	0.088
STA10-MID	0.000	0.000	0.000	0.000	0.129	0.000	0.002	0.022	0.000	0.050	0.000	0.000	0.000	0.226	0.448	0.060	0.274	0.000	0.013	0.001	0.091	0.028
STA10-MID(DUP)	0.000	0.000	0.000	0.000	0.126	0.001	0.003	0.019	0.000	0.052	0.000	0.000	0.000	0.226	0.443	0.061	0.281	0.000	0.012	0.001	0.090	0.027
STA11-SUR	0.000	0.000	0.000	0.000	0.049	0.001	0.004	0.024	0.000	0.050	0.000	0.000	0.000	0.296	0.584	0.072	0.373	0.000	0.014	0.001	0.096	0.040
STA11-SUR(DUP)	0.000	0.000	0.000	0.000	0.053	0.001	0.006	0.025	0.000	0.044	0.000	0.000	0.000	0.270	0.520	0.065	0.333	0.000	0.015	0.001	0.084	0.034
STA11-BOT	0.000	0.000	0.000	0.000	0.091	0.001	0.004	0.025	0.000	0.044	0.000	0.000	0.000	0.264	0.512	0.064	0.329	0.000	0.009	0.001	0.078	0.033
STA13-SUR	0.000	0.000	0.000	0.000	0.017	0.001	0.003	0.014	0.000	0.034	0.000	0.000	0.000	0.196	0.345	0.056	0.249	0.000	0.008	0.001	0.049	0.025
STA13-BOT	0.000	0.000	0.000	0.000	0.036	0.001	0.004	0.018	0.000	0.034	0.000	0.000	0.000	0.183	0.327	0.051	0.227	0.000	0.008	0.001	0.046	0.021
STA14-SUR	0.000	0.000	0.000	0.000	0.028	0.001	0.005	0.016	0.000	0.033	0.000	0.000	0.000	0.182	0.327	0.051	0.226	0.000	0.008	0.001	0.048	0.023
STA14-BOT	0.000	0.000	0.000	0.000	0.035	0.001	0.010	0.020	0.000	0.036	0.000	0.000	0.000	0.210	0.386	0.059	0.269	0.000	0.009	0.001	0.058	0.026
STA15-SUR	0.000	0.000	0.000	0.000	0.025	0.000	0.004	0.017	0.000	0.030	0.000	0.000	0.000	0.192	0.358	0.057	0.252	0.000	0.010	0.001	0.055	0.025
STA15-BOT	0.000	0.000	0.000	0.000	0.025	0.000	0.004	0.015	0.000	0.026	0.000	0.000	0.000	0.165	0.293	0.048	0.213	0.000	0.008	0.001	0.046	0.020
STA16A-MID	0.000	0.000	0.000	0.000	0.019	0.001	0.004	0.014	0.000	0.016	0.000	0.000	0.000	0.093	0.155	0.028	0.116	0.000	0.002	0.001	0.027	0.012
STA16B-MID	0.000	0.000	0.000	0.000	0.017	0.000	0.000	0.011	0.000	0.015	0.000	0.000	0.000	0.073	0.113	0.022	0.087	0.000	0.002	0.000	0.020	0.009
STA17-SUR	0.000	0.000	0.000	0.000	0.018	0.000	0.002	0.007	0.000	0.016	0.000	0.000	0.000	0.085	0.140	0.036	0.115	0.000	0.004	0.001	0.025	0.014
STA18A-SUR	0.000	0.000	0.000	0.000	0.021	0.001	0.001	0.013	0.000	0.017	0.000	0.000	0.000	0.091	0.146	0.038	0.122	0.000	0.005	0.001	0.028	0.014
STA18A-BOT	0.000	0.000	0.000	0.000	0.022	0.000	0.002	0.012	0.000	0.018	0.000	0.000	0.000	0.090	0.141	0.038	0.123	0.000	0.004	0.001	0.027	0.014
STA18B-SUR	0.000	0.000	0.000	0.000	0.020	0.001	0.002	0.011	0.000	0.018	0.000	0.000	0.000	0.084	0.132	0.035	0.106	0.000	0.006	0.001	0.026	0.013
STA18B-BOT	0.000	0.000	0.000	0.000	0.014	0.001	0.002	0.009	0.000	0.016	0.000	0.000	0.000	0.082	0.132	0.037	0.109	0.000	0.005	0.001	0.025	0.014
STA19-SUR	0.000	0.000	0.000	0.000	0.011	0.002	0.003	0.090	0.000	0.016	0.000	0.000	0.000	0.070	0.104	0.034	0.094	0.000	0.007	0.001	0.023	0.013
STA19-BOT	0.000	0.000	0.000	0.000	0.012	0.001	0.002	0.060	0.000	0.015	0.000	0.000	0.000	0.077	0.119	0.042	0.106	0.000	0.003	0.001	0.026	0.016

311471

Table 3-2. Mass of PCB in each peak (μg) at all sampling stations.

STATION	PK23	PK24	PK25	PK26	PK27	PK28	PK29	PK30	PK31	PK32	PK33	PK34	PK35	PK36	PK37	PK38	PK39	PK40	PK41	PK42	PK43	PK44
STA1-MID	0.225	0.173	0.120	0.106	0.038	0.000	0.013	0.000	0.263	0.120	0.057	0.021	0.000	0.005	0.107	0.107	0.119	0.000	0.020	0.026	0.009	0.005
STA2-MID	0.161	0.102	0.078	0.067	0.026	0.000	0.010	0.000	0.183	0.082	0.039	0.013	0.000	0.003	0.070	0.060	0.078	0.000	0.008	0.016	0.008	0.002
STA3-MID	0.273	0.170	0.122	0.107	0.042	0.000	0.016	0.000	0.299	0.138	0.067	0.021	0.000	0.004	0.114	0.104	0.129	0.000	0.026	0.029	0.009	0.006
STA4-MID	0.180	0.113	0.081	0.071	0.029	0.000	0.011	0.000	0.212	0.097	0.047	0.014	0.000	0.004	0.078	0.068	0.087	0.000	0.013	0.018	0.009	0.004
STA5-MID	0.289	0.183	0.120	0.102	0.046	0.000	0.018	0.000	0.346	0.165	0.079	0.024	0.000	0.005	0.132	0.111	0.143	0.000	0.023	0.034	0.014	0.007
STA6-MID	0.523	0.251	0.178	0.143	0.074	0.000	0.036	0.000	0.553	0.297	0.138	0.035	0.000	0.006	0.223	0.172	0.235	0.000	0.031	0.062	0.023	0.010
STA7-MID	0.543	0.228	0.159	0.125	0.074	0.000	0.036	0.000	0.430	0.264	0.108	0.028	0.000	0.004	0.202	0.136	0.198	0.000	0.028	0.057	0.018	0.005
STA10-MID	0.191	0.150	0.077	0.041	0.046	0.000	0.028	0.000	0.397	0.208	0.087	0.023	0.000	0.003	0.136	0.097	0.151	0.000	0.013	0.042	0.014	0.003
STA10-MID(DUP)	0.186	0.146	0.077	0.040	0.047	0.000	0.028	0.000	0.382	0.202	0.085	0.020	0.000	0.003	0.135	0.093	0.148	0.000	0.018	0.043	0.014	0.005
STA11-SUR	0.195	0.246	0.121	0.064	0.071	0.000	0.049	0.000	0.626	0.332	0.138	0.039	0.000	0.003	0.239	0.177	0.249	0.000	0.026	0.075	0.021	0.008
STA11-SUR(DUP)	0.170	0.213	0.101	0.055	0.064	0.000	0.043	0.000	0.542	0.286	0.118	0.033	0.000	0.004	0.208	0.151	0.214	0.000	0.024	0.067	0.016	0.007
STA11-BOT	0.162	0.208	0.100	0.050	0.060	0.000	0.037	0.000	0.513	0.268	0.110	0.031	0.000	0.002	0.196	0.143	0.205	0.000	0.023	0.063	0.020	0.006
STA13-SUR	0.111	0.149	0.076	0.046	0.053	0.000	0.031	0.000	0.414	0.210	0.081	0.025	0.000	0.003	0.192	0.128	0.168	0.000	0.012	0.054	0.011	0.004
STA13-BOT	0.097	0.144	0.075	0.043	0.051	0.000	0.028	0.000	0.386	0.179	0.074	0.023	0.000	0.003	0.181	0.127	0.157	0.000	0.016	0.052	0.013	0.005
STA14-SUR	0.103	0.142	0.075	0.043	0.052	0.000	0.029	0.000	0.402	0.204	0.080	0.026	0.000	0.003	0.190	0.131	0.158	0.000	0.015	0.052	0.013	0.004
STA14-BOT	0.115	0.170	0.092	0.053	0.062	0.000	0.034	0.000	0.472	0.242	0.096	0.030	0.000	0.003	0.227	0.164	0.194	0.000	0.023	0.066	0.019	0.008
STA15-SUR	0.113	0.176	0.087	0.053	0.058	0.000	0.033	0.000	0.499	0.258	0.103	0.032	0.000	0.004	0.231	0.169	0.200	0.000	0.019	0.062	0.019	0.007
STA15-BOT	0.101	0.144	0.073	0.046	0.050	0.000	0.030	0.000	0.409	0.213	0.084	0.027	0.000	0.003	0.198	0.144	0.171	0.000	0.015	0.057	0.015	0.006
STA16A-MID	0.065	0.080	0.040	0.025	0.029	0.000	0.014	0.000	0.235	0.122	0.044	0.017	0.000	0.004	0.113	0.080	0.097	0.000	0.008	0.032	0.009	0.004
STA16B-MID	0.049	0.065	0.029	0.019	0.020	0.000	0.012	0.000	0.171	0.089	0.034	0.011	0.000	0.004	0.085	0.060	0.071	0.000	0.008	0.025	0.007	0.003
STA17-SUR	0.082	0.115	0.044	0.034	0.033	0.000	0.018	0.000	0.255	0.142	0.054	0.018	0.000	0.006	0.130	0.096	0.114	0.000	0.009	0.038	0.009	0.006
STA18A-SUR	0.079	0.116	0.045	0.037	0.034	0.000	0.017	0.000	0.265	0.147	0.056	0.017	0.000	0.003	0.132	0.100	0.118	0.000	0.008	0.040	0.014	0.007
STA18A-BOT	0.077	0.112	0.047	0.036	0.034	0.000	0.018	0.000	0.255	0.139	0.052	0.020	0.000	0.002	0.131	0.098	0.113	0.000	0.009	0.038	0.011	0.008
STA18B-SUR	0.083	0.114	0.042	0.033	0.032	0.000	0.018	0.000	0.253	0.139	0.052	0.019	0.000	0.004	0.128	0.100	0.113	0.000	0.010	0.038	0.010	0.007
STA18B-BOT	0.082	0.112	0.039	0.034	0.032	0.000	0.018	0.000	0.237	0.136	0.050	0.019	0.000	0.006	0.124	0.086	0.107	0.000	0.009	0.036	0.012	0.005
STA19-SUR	0.108	0.102	0.036	0.032	0.032	0.000	0.019	0.000	0.196	0.111	0.041	0.015	0.000	0.004	0.103	0.066	0.090	0.000	0.014	0.038	0.009	0.007
STA19-BOT	0.094	0.121	0.040	0.040	0.034	0.000	0.017	0.000	0.220	0.124	0.046	0.017	0.000	0.003	0.116	0.087	0.103	0.000	0.014	0.040	0.009	0.007

311472

Table 3-2. Mass of PCB in each peak (µg) at all sampling stations.

STATION	PK45	PK46	PK47	PK48	PK49	PK50	PK51	PK52	PK53	PK54	PK55	PK56	PK57	PK58	PK59	PK60	PK61	PK62	PK63	PK64	PK65	PK66
STA1-MID	0.008	0.029	0.048	0.128	0.016	0.062	0.079	0.004	0.036	0.028	0.001	0.015	0.009	0.021	0.017	0.006	0.045	0.000	0.005	0.008	0.005	0.000
STA2-MID	0.004	0.018	0.029	0.081	0.012	0.046	0.070	0.010	0.026	0.023	0.001	0.015	0.007	0.015	0.014	0.003	0.030	0.000	0.003	0.003	0.002	0.000
STA3-MID	0.010	0.032	0.049	0.135	0.016	0.061	0.083	0.004	0.042	0.029	0.001	0.016	0.010	0.021	0.017	0.004	0.049	0.000	0.005	0.008	0.005	0.000
STA4-MID	0.007	0.020	0.033	0.092	0.012	0.039	0.055	0.003	0.032	0.020	0.000	0.012	0.006	0.014	0.012	0.003	0.034	0.000	0.003	0.005	0.003	0.000
STA5-MID	0.010	0.032	0.051	0.143	0.018	0.054	0.098	0.004	0.052	0.029	0.001	0.016	0.012	0.023	0.019	0.005	0.056	0.000	0.005	0.007	0.005	0.000
STA6-MID	0.016	0.044	0.077	0.216	0.027	0.128	0.180	0.006	0.082	0.053	0.002	0.027	0.016	0.030	0.031	0.006	0.088	0.000	0.007	0.011	0.006	0.000
STA7-MID	0.010	0.030	0.057	0.149	0.024	0.052	0.126	0.011	0.048	0.029	0.001	0.019	0.012	0.020	0.022	0.004	0.062	0.000	0.004	0.007	0.003	0.000
STA10-MID	0.006	0.019	0.041	0.142	0.027	0.037	0.142	0.012	0.061	0.033	0.001	0.020	0.014	0.022	0.039	0.005	0.073	0.000	0.005	0.009	0.003	0.000
STA10-MID(DUP)	0.007	0.019	0.041	0.143	0.024	0.048	0.138	0.005	0.070	0.042	0.001	0.022	0.014	0.023	0.041	0.005	0.076	0.000	0.005	0.009	0.003	0.000
STA11-SUR	0.011	0.029	0.074	0.254	0.045	0.061	0.223	0.007	0.111	0.065	0.002	0.030	0.026	0.036	0.066	0.009	0.131	0.000	0.008	0.017	0.010	0.000
STA11-SUR(DUP)	0.009	0.024	0.062	0.218	0.038	0.055	0.191	0.006	0.100	0.060	0.002	0.026	0.020	0.030	0.056	0.006	0.113	0.000	0.006	0.014	0.008	0.000
STA11-BOT	0.009	0.023	0.058	0.203	0.036	0.057	0.183	0.006	0.091	0.058	0.002	0.025	0.020	0.029	0.052	0.007	0.107	0.000	0.007	0.014	0.010	0.000
STA13-SUR	0.004	0.016	0.046	0.183	0.033	0.054	0.168	0.009	0.088	0.056	0.001	0.026	0.019	0.025	0.052	0.005	0.107	0.000	0.005	0.010	0.005	0.000
STA13-BOT	0.005	0.017	0.045	0.177	0.032	0.046	0.151	0.005	0.085	0.054	0.001	0.025	0.018	0.025	0.048	0.006	0.100	0.000	0.006	0.010	0.004	0.000
STA14-SUR	0.005	0.016	0.047	0.179	0.032	0.046	0.155	0.005	0.085	0.052	0.002	0.024	0.019	0.026	0.049	0.006	0.104	0.000	0.006	0.011	0.004	0.000
STA14-BOT	0.007	0.020	0.055	0.216	0.039	0.055	0.185	0.007	0.103	0.061	0.002	0.027	0.023	0.032	0.058	0.007	0.123	0.000	0.007	0.015	0.005	0.000
STA15-SUR	0.006	0.022	0.060	0.235	0.040	0.064	0.197	0.007	0.109	0.076	0.003	0.036	0.026	0.036	0.068	0.009	0.131	0.000	0.008	0.016	0.009	0.000
STA15-BOT	0.005	0.017	0.048	0.195	0.034	0.055	0.168	0.008	0.100	0.060	0.001	0.027	0.022	0.032	0.057	0.006	0.119	0.000	0.006	0.012	0.003	0.000
STA16A-MID	0.003	0.011	0.028	0.113	0.020	0.051	0.108	0.006	0.060	0.052	0.001	0.026	0.012	0.020	0.039	0.004	0.070	0.000	0.005	0.008	0.004	0.000
STA16B-MID	0.002	0.007	0.022	0.084	0.014	0.040	0.080	0.003	0.043	0.038	0.001	0.021	0.008	0.015	0.029	0.003	0.053	0.000	0.003	0.005	0.001	0.000
STA17-SUR	0.005	0.016	0.037	0.149	0.026	0.054	0.115	0.010	0.078	0.055	0.001	0.029	0.018	0.031	0.058	0.006	0.095	0.000	0.007	0.012	0.008	0.000
STA18A-SUR	0.005	0.017	0.039	0.158	0.025	0.074	0.134	0.011	0.086	0.075	0.001	0.038	0.017	0.029	0.061	0.006	0.096	0.000	0.006	0.012	0.003	0.000
STA18A-BOT	0.005	0.018	0.038	0.149	0.026	0.065	0.117	0.011	0.084	0.065	0.001	0.035	0.017	0.031	0.058	0.006	0.097	0.000	0.006	0.012	0.004	0.000
STA18B-SUR	0.005	0.021	0.041	0.153	0.025	0.053	0.119	0.011	0.086	0.055	0.001	0.029	0.017	0.031	0.056	0.005	0.094	0.000	0.006	0.013	0.007	0.000
STA18B-BOT	0.003	0.018	0.036	0.143	0.026	0.056	0.124	0.016	0.072	0.051	0.001	0.030	0.017	0.030	0.059	0.006	0.095	0.000	0.006	0.011	0.004	0.000
STA19-SUR	0.004	0.015	0.031	0.114	0.021	0.060	0.097	0.010	0.077	0.056	0.001	0.032	0.012	0.026	0.048	0.005	0.073	0.000	0.005	0.008	0.004	0.000
STA19-BOT	0.004	0.019	0.037	0.137	0.026	0.064	0.111	0.015	0.076	0.055	0.001	0.031	0.016	0.032	0.058	0.005	0.091	0.000	0.006	0.009	0.005	0.000

311473

Table 3-2. Mass of PCB in each peak (µg) at all sampling stations.

STATION	PK67	PK68	PK69	PK70	PK71	PK72	PK73	PK74	PK75	PK76	PK77	PK78	PK79	PK80	PK81	PK82	PK83	PK84	PK85	PK86	PK87	PK88
STA1-MID	0.004	0.004	0.025	0.000	0.003	0.000	0.002	0.009	0.006	0.000	0.003	0.001	0.001	0.004	0.000	0.010	0.000	9.099	0.001	0.000	0.000	0.003
STA2-MID	0.002	0.001	0.017	0.000	0.001	0.000	0.001	0.007	0.005	0.000	0.001	0.000	0.000	0.003	0.000	0.008	0.000	0.000	0.000	0.000	0.000	0.002
STA3-MID	0.003	0.003	0.026	0.000	0.003	0.000	0.002	0.009	0.008	0.000	0.002	0.000	0.001	0.003	0.000	0.012	0.000	0.000	0.000	0.000	0.000	0.002
STA4-MID	0.002	0.001	0.019	0.000	0.001	0.000	0.001	0.006	0.006	0.000	0.002	0.000	0.001	0.002	0.000	0.008	0.000	5.024	0.000	0.000	0.000	0.002
STA5-MID	0.005	0.003	0.031	0.000	0.003	0.000	0.002	0.010	0.009	0.000	0.003	0.000	0.001	0.003	0.000	0.013	0.001	0.000	0.000	0.000	0.000	0.003
STA6-MID	0.007	0.002	0.043	0.000	0.005	0.000	0.003	0.011	0.013	0.000	0.004	0.000	0.003	0.006	0.000	0.020	0.001	0.000	0.001	0.000	0.000	0.004
STA7-MID	0.003	0.001	0.031	0.000	0.002	0.000	0.002	0.008	0.009	0.000	0.002	0.000	0.001	0.003	0.000	0.013	0.000	0.000	0.001	0.000	0.000	0.002
STA10-MID	0.004	0.001	0.036	0.000	0.002	0.000	0.004	0.010	0.014	0.000	0.003	0.000	0.001	0.003	0.000	0.018	0.001	10.040	0.001	0.000	0.000	0.002
STA10-MID(DUP)	0.003	0.002	0.035	0.000	0.002	0.000	0.004	0.010	0.014	0.000	0.004	0.000	0.001	0.004	0.000	0.019	0.000	0.000	0.001	0.000	0.000	0.004
STA11-SUR	0.010	0.002	0.061	0.000	0.004	0.000	0.007	0.016	0.025	0.000	0.007	0.000	0.004	0.004	0.000	0.032	0.002	0.000	0.002	0.000	0.000	0.006
STA11-SUR(DUP)	0.010	0.002	0.051	0.000	0.004	0.001	0.007	0.014	0.021	0.000	0.006	0.000	0.002	0.005	0.000	0.026	0.001	0.000	0.001	0.000	0.000	0.004
STA11-BOT	0.010	0.003	0.049	0.000	0.003	0.000	0.007	0.012	0.020	0.000	0.008	0.000	0.002	0.005	0.000	0.028	0.001	0.000	0.004	0.000	0.000	0.004
STA13-SUR	0.006	0.002	0.047	0.000	0.003	0.001	0.006	0.012	0.019	0.000	0.008	0.000	0.002	0.005	0.000	0.025	0.001	0.000	0.002	0.000	0.000	0.006
STA13-BOT	0.003	0.001	0.043	0.000	0.003	0.001	0.006	0.011	0.020	0.000	0.006	0.000	0.002	0.004	0.000	0.025	0.002	0.000	0.002	0.000	0.000	0.005
STA14-SUR	0.004	0.002	0.045	0.000	0.004	0.001	0.006	0.012	0.020	0.000	0.007	0.000	0.002	0.004	0.000	0.023	0.001	0.000	0.002	0.000	0.000	0.006
STA14-BOT	0.005	0.001	0.052	0.000	0.003	0.001	0.006	0.013	0.024	0.000	0.005	0.000	0.002	0.004	0.000	0.028	0.001	0.000	0.000	0.000	0.000	0.006
STA15-SUR	0.010	0.004	0.061	0.000	0.004	0.001	0.007	0.015	0.025	0.000	0.010	0.000	0.003	0.006	0.000	0.030	0.002	0.000	0.002	0.000	0.001	0.008
STA15-BOT	0.004	0.005	0.049	0.000	0.003	0.001	0.004	0.011	0.021	0.000	0.005	0.000	0.002	0.005	0.000	0.025	0.001	0.000	0.001	0.000	0.000	0.005
STA16A-MID	0.004	0.004	0.029	0.000	0.002	0.000	0.004	0.008	0.013	0.000	0.004	0.000	0.002	0.006	0.000	0.017	0.001	0.000	0.002	0.000	0.000	0.006
STA16B-MID	0.002	0.002	0.022	0.000	0.002	0.000	0.002	0.006	0.009	0.000	0.001	0.000	0.001	0.004	0.000	0.012	0.000	0.000	0.000	0.000	0.000	0.002
STA17-SUR	0.009	0.003	0.044	0.000	0.003	0.001	0.004	0.012	0.018	0.000	0.003	0.000	0.001	0.004	0.000	0.023	0.001	0.000	0.002	0.000	0.000	0.005
STA18A-SUR	0.005	0.002	0.044	0.000	0.004	0.001	0.005	0.011	0.018	0.000	0.004	0.000	0.002	0.006	0.000	0.024	0.001	10.147	0.001	0.000	0.000	0.006
STA18A-BOT	0.005	0.004	0.042	0.000	0.003	0.001	0.004	0.011	0.018	0.000	0.003	0.000	0.003	0.005	0.000	0.023	0.001	9.018	0.001	0.000	0.000	0.006
STA18B-SUR	0.008	0.007	0.045	0.000	0.004	0.000	0.006	0.012	0.019	0.000	0.004	0.000	0.001	0.005	0.000	0.023	0.001	9.094	0.001	0.000	0.000	0.007
STA18B-BOT	0.005	0.006	0.045	0.000	0.005	0.001	0.004	0.012	0.019	0.000	0.007	0.000	0.002	0.007	0.000	0.023	0.002	0.000	0.001	0.000	0.000	0.005
STA19-SUR	0.007	0.003	0.032	0.000	0.005	0.001	0.004	0.010	0.012	0.000	0.004	0.000	0.001	0.006	0.000	0.014	0.000	7.962	0.002	0.000	0.001	0.002
STA19-BOT	0.005	0.007	0.041	0.000	0.004	0.001	0.006	0.011	0.017	0.000	0.005	0.000	0.001	0.004	0.000	0.020	0.001	6.825	0.001	0.000	0.000	0.005

311474

Table 3-2. Mass of PCB in each peak (μg) at all sampling stations.

STATION	PK89	PK90	PK91	PK92	PK93	PK94	PK95	PK96	PK97	PK98	PK99	PK100	PK101	PK102	PK103	PK104	PK105	PK106	PK107	PK108	PK109	PK110
STA1-MID	0.001	0.000	0.000	0.000	0.000	0.002	0.000	3.033	0.000	0.000	0.000	0.000	0.000	0.001	0.000	0.000	0.000	0.000	0.000	0.000	0.000	0.000
STA2-MID	0.001	0.000	0.000	0.000	0.001	0.001	0.001	0.000	0.000	0.000	0.000	0.000	0.000	0.001	0.000	0.000	0.000	0.000	0.000	0.000	0.000	0.000
STA3-MID	0.001	0.000	0.000	0.000	0.001	0.002	0.002	9.064	0.000	0.000	0.000	0.000	0.000	0.001	0.000	0.000	0.000	0.000	0.000	0.000	0.000	0.000
STA4-MID	0.001	0.000	0.000	0.000	0.000	0.001	0.001	0.000	0.000	0.000	0.000	0.000	0.000	0.002	0.000	0.000	0.000	0.000	0.000	0.000	0.000	0.000
STA5-MID	0.002	0.000	0.000	0.000	0.001	0.003	0.001	0.000	0.000	0.000	0.000	0.000	0.000	0.003	0.000	0.000	0.000	0.000	0.000	0.000	0.000	0.000
STA6-MID	0.002	0.001	0.000	0.000	0.001	0.001	0.001	0.000	0.000	0.000	0.000	0.000	0.000	0.003	0.000	0.000	0.000	0.000	0.000	0.000	0.000	0.000
STA7-MID	0.001	0.001	0.000	0.000	0.001	0.002	0.001	0.000	0.000	0.000	0.000	0.000	0.000	0.002	0.000	0.000	0.000	0.000	0.000	0.000	0.000	0.000
STA10-MID	0.002	0.001	0.000	0.000	0.002	0.002	0.001	8.924	0.000	0.000	0.000	0.000	0.000	0.003	0.000	0.000	0.000	0.000	0.000	0.000	0.000	0.000
STA10-MID(DUP)	0.002	0.000	0.000	0.000	0.001	0.001	0.001	7.809	0.000	0.000	0.000	0.000	0.000	0.002	0.000	0.000	0.000	0.000	0.000	0.000	0.000	0.000
STA11-SUR	0.004	0.001	0.000	0.000	0.003	0.004	0.002	0.000	0.000	0.000	0.000	0.000	0.000	0.005	0.000	0.000	0.000	0.001	0.000	0.000	0.000	0.000
STA11-SUR(DUP)	0.002	0.001	0.000	0.000	0.002	0.001	0.002	0.000	0.000	0.000	0.000	0.000	0.000	0.003	0.000	0.000	0.000	0.001	0.000	0.000	0.000	0.000
STA11-BOT	0.002	0.001	0.000	0.000	0.003	0.003	0.001	6.691	0.000	0.000	0.000	0.000	0.000	0.003	0.000	0.000	0.000	0.000	0.000	0.000	0.000	0.000
STA13-SUR	0.003	0.001	0.001	0.000	0.003	0.003	0.001	0.000	0.000	0.000	0.000	0.000	0.000	0.005	0.000	0.000	0.000	0.001	0.000	0.000	0.000	0.000
STA13-BOT	0.002	0.001	0.000	0.000	0.002	0.004	0.002	4.268	0.000	0.000	0.000	0.000	0.000	0.005	0.000	0.000	0.000	0.000	0.000	0.000	0.000	0.000
STA14-SUR	0.003	0.001	0.000	0.000	0.002	0.004	0.002	0.000	0.000	0.000	0.000	0.000	0.000	0.004	0.000	0.000	0.000	0.001	0.000	0.000	0.000	0.000
STA14-BOT	0.003	0.001	0.000	0.000	0.003	0.006	0.002	9.581	0.000	0.000	0.000	0.000	0.000	0.005	0.000	0.000	0.000	0.000	0.000	0.000	0.000	0.000
STA15-SUR	0.003	0.001	0.000	0.000	0.004	0.007	0.003	0.000	0.000	0.000	0.000	0.000	0.000	0.005	0.000	0.000	0.000	0.001	0.000	0.000	0.002	0.000
STA15-BOT	0.002	0.001	0.000	0.000	0.002	0.004	0.001	0.000	0.000	0.000	0.000	0.000	0.000	0.004	0.000	0.000	0.000	0.000	0.000	0.000	0.000	0.000
STA16A-MID	0.002	0.001	0.000	0.000	0.001	0.003	0.001	0.000	0.000	0.000	0.000	0.000	0.000	0.004	0.000	0.000	0.000	0.001	0.000	0.000	0.000	0.000
STA16B-MID	0.001	0.000	0.000	0.000	0.001	0.001	0.001	0.000	0.000	0.000	0.000	0.000	0.000	0.002	0.000	0.000	0.000	0.000	0.000	0.000	0.000	0.000
STA17-SUR	0.002	0.001	0.000	0.000	0.002	0.007	0.002	0.000	0.000	0.000	0.000	0.000	0.000	0.003	0.000	0.000	0.000	0.001	0.000	0.000	0.000	0.000
STA18A-SUR	0.002	0.001	0.001	0.000	0.001	0.008	0.001	6.765	0.000	0.000	0.000	0.000	0.000	0.005	0.000	0.000	0.000	0.002	0.000	0.000	0.000	0.000
STA18A-BOT	0.002	0.001	0.000	0.000	0.002	0.008	0.002	0.000	0.000	0.000	0.001	0.000	0.000	0.005	0.000	0.000	0.000	0.000	0.000	0.000	0.000	0.000
STA18B-SUR	0.002	0.001	0.000	0.000	0.003	0.011	0.003	0.000	0.000	0.000	0.000	0.000	0.000	0.004	0.000	0.000	0.000	0.000	0.000	0.000	0.000	0.000
STA18B-BOT	0.002	0.001	0.000	0.000	0.002	0.010	0.001	5.683	0.000	0.000	0.000	0.000	0.000	0.004	0.000	0.000	0.000	0.000	0.000	0.000	0.000	0.000
STA19-SUR	0.001	0.000	0.000	0.000	0.001	0.007	0.001	6.825	0.000	0.000	0.000	0.000	0.000	0.002	0.000	0.000	0.000	0.000	0.000	0.000	0.000	0.000
STA19-BOT	0.002	0.001	0.000	0.000	0.002	0.010	0.002	9.100	0.000	0.000	0.000	0.000	0.000	0.004	0.000	0.000	0.000	0.000	0.000	0.000	0.000	0.000

311475

Table 3-2. Mass of PCB in each peak (µg) at all sampling stations.

STATION	PK111	PK112	PK113	PK114	PK115	PK116	PK117	PK118	T_PCB	T_UMOLES	AVE_MW	NO_PEAKS
STA1-MID	0.000	0.000	0.000	0.000	0.000	0.000	0.000	0.000	7.660	0.032	239.6	75
STA2-MID	0.000	0.000	0.000	0.000	0.000	0.000	0.000	0.000	5.711	0.024	237.1	72
STA3-MID	0.000	0.000	0.000	0.000	0.000	0.000	0.000	0.000	7.924	0.033	240.7	74
STA4-MID	0.000	0.000	0.000	0.000	0.000	0.000	0.000	0.000	5.582	0.023	240.1	74
STA5-MID	0.000	0.000	0.000	0.000	0.000	0.000	0.000	0.000	7.635	0.031	245.2	74
STA6-MID	0.000	0.000	0.000	0.000	0.000	0.000	0.000	0.000	9.823	0.036	254.5	75
STA7-MID	0.000	0.000	0.000	0.000	0.000	0.000	0.000	0.000	8.169	0.030	257.3	75
STA10-MID	0.000	0.000	0.000	0.000	0.000	0.000	0.000	0.000	3.874	0.013	276.8	74
STA10-MID(DUP)	0.000	0.000	0.000	0.000	0.000	0.000	0.000	0.000	3.864	0.013	277.1	74
STA11-SUR	0.000	0.000	0.000	0.000	0.000	0.000	0.000	0.000	5.705	0.018	281.5	75
STA11-SUR(DUP)	0.000	0.000	0.000	0.000	0.000	0.000	0.000	0.000	4.979	0.016	280.8	75
STA11-BOT	0.000	0.000	0.000	0.000	0.000	0.000	0.000	0.000	4.817	0.015	280.1	74
STA13-SUR	0.000	0.000	0.000	0.000	0.000	0.000	0.000	0.000	3.841	0.013	283.7	76
STA13-BOT	0.000	0.000	0.000	0.000	0.000	0.000	0.000	0.000	3.621	0.012	283.1	75
STA14-SUR	0.000	0.000	0.000	0.000	0.000	0.000	0.000	0.000	3.700	0.012	283.5	75
STA14-BOT	0.000	0.000	0.000	0.000	0.000	0.000	0.000	0.000	4.405	0.015	283.5	73
STA15-SUR	0.000	0.000	0.000	0.000	0.000	0.000	0.000	0.000	4.522	0.015	285.7	77
STA15-BOT	0.000	0.000	0.000	0.000	0.000	0.000	0.000	0.000	3.780	0.012	285.1	73
STA16A-MID	0.000	0.000	0.000	0.000	0.000	0.000	0.000	0.000	2.260	0.007	286.6	74
STA16B-MID	0.000	0.000	0.000	0.000	0.000	0.000	0.000	0.000	1.675	0.006	285.7	70
STA17-SUR	0.000	0.000	0.000	0.000	0.000	0.000	0.000	0.000	2.626	0.008	288.8	74
STA18A-SUR	0.000	0.000	0.000	0.000	0.000	0.000	0.000	0.000	2.780	0.009	289	76
STA18A-BOT	0.000	0.000	0.000	0.000	0.000	0.000	0.000	0.000	2.688	0.008	288.7	75
STA18B-SUR	0.000	0.000	0.000	0.000	0.000	0.000	0.000	0.000	2.643	0.008	289.4	75
STA18B-BOT	0.000	0.000	0.000	0.000	0.000	0.000	0.000	0.000	2.554	0.008	289.5	75
STA19-SUR	0.000	0.000	0.000	0.000	0.000	0.000	0.000	0.000	2.303	0.007	285.4	75
STA19-BOT	0.000	0.000	0.000	0.000	0.000	0.000	0.000	0.000	2.560	0.008	287.4	75

311476

FIGURES

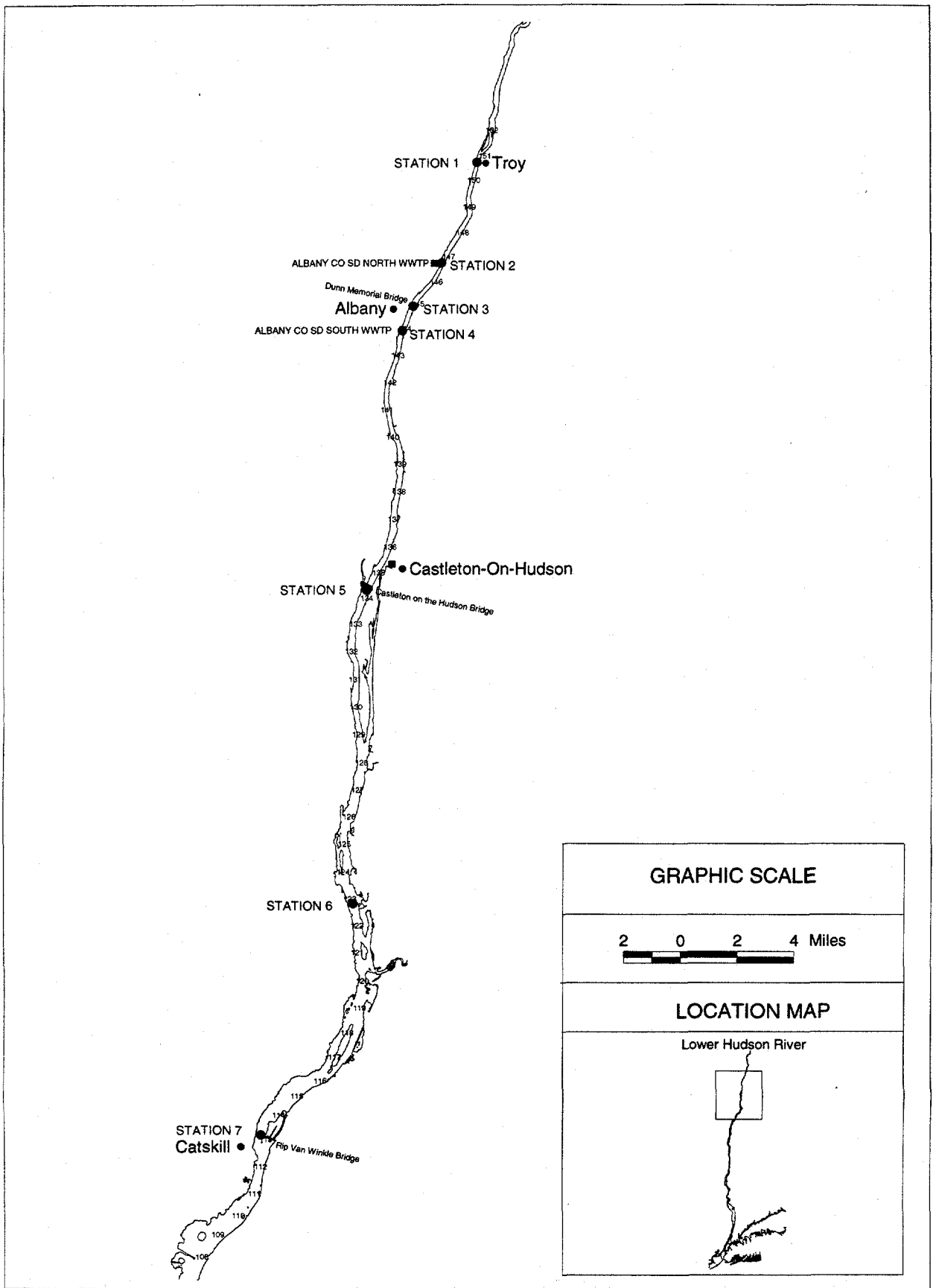

GENERAL ELECTRIC COMPANY
Lower Hudson River Project
SPMD Water Sampling Program

FIGURE 1-1. Lower Hudson River
1998 SPMD Sampling Locations
Troy to Catskill

QEA
Quantitative Environmental Analysis, LLC

dra - D:\Genhud\gis\spmd_sites.apr

311478

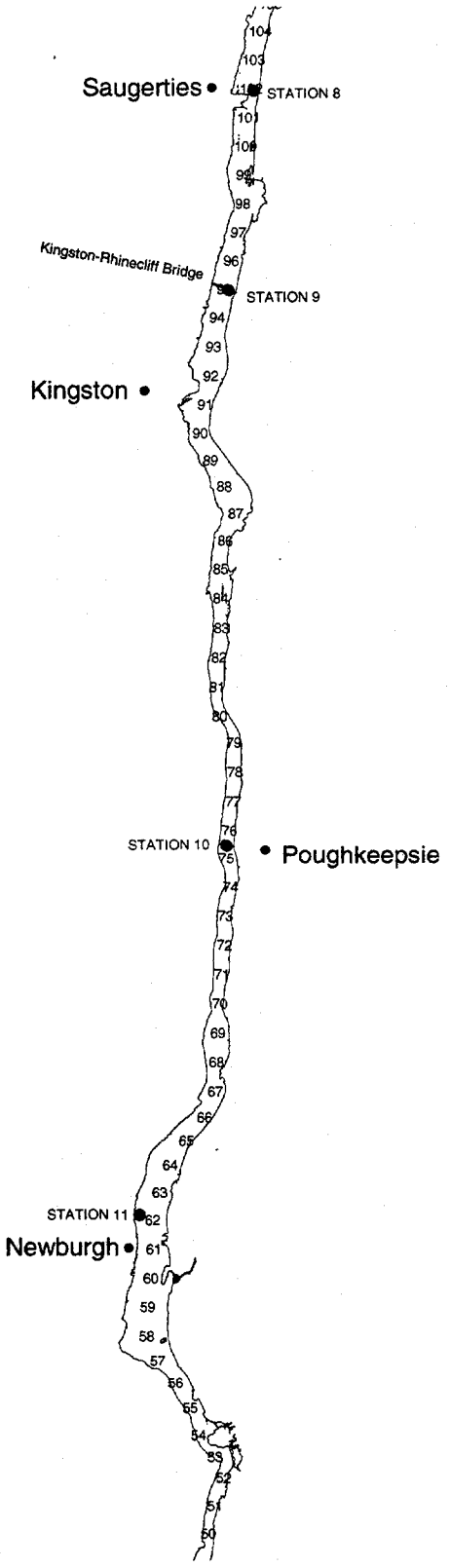

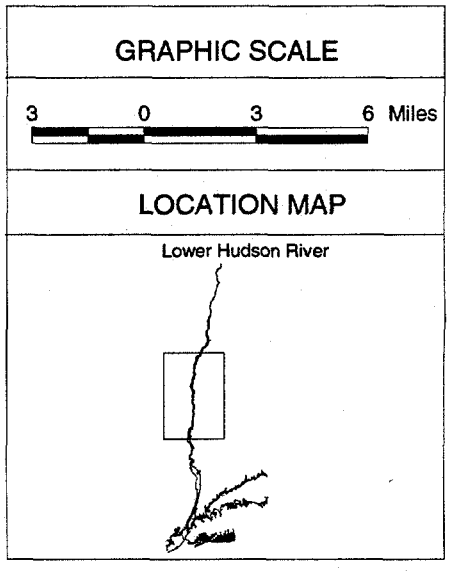

GENERAL ELECTRIC COMPANY
Lower Hudson River Project
SPMD Water Sampling Program

FIGURE 1-2. Lower Hudson River
1998 SPMD Sampling Locations
Saugerties to Newburgh

QEA
Quantitative Environmental Analysis, LLC

dra - D:\Genhud\gis\spmd_sites.apr

311479

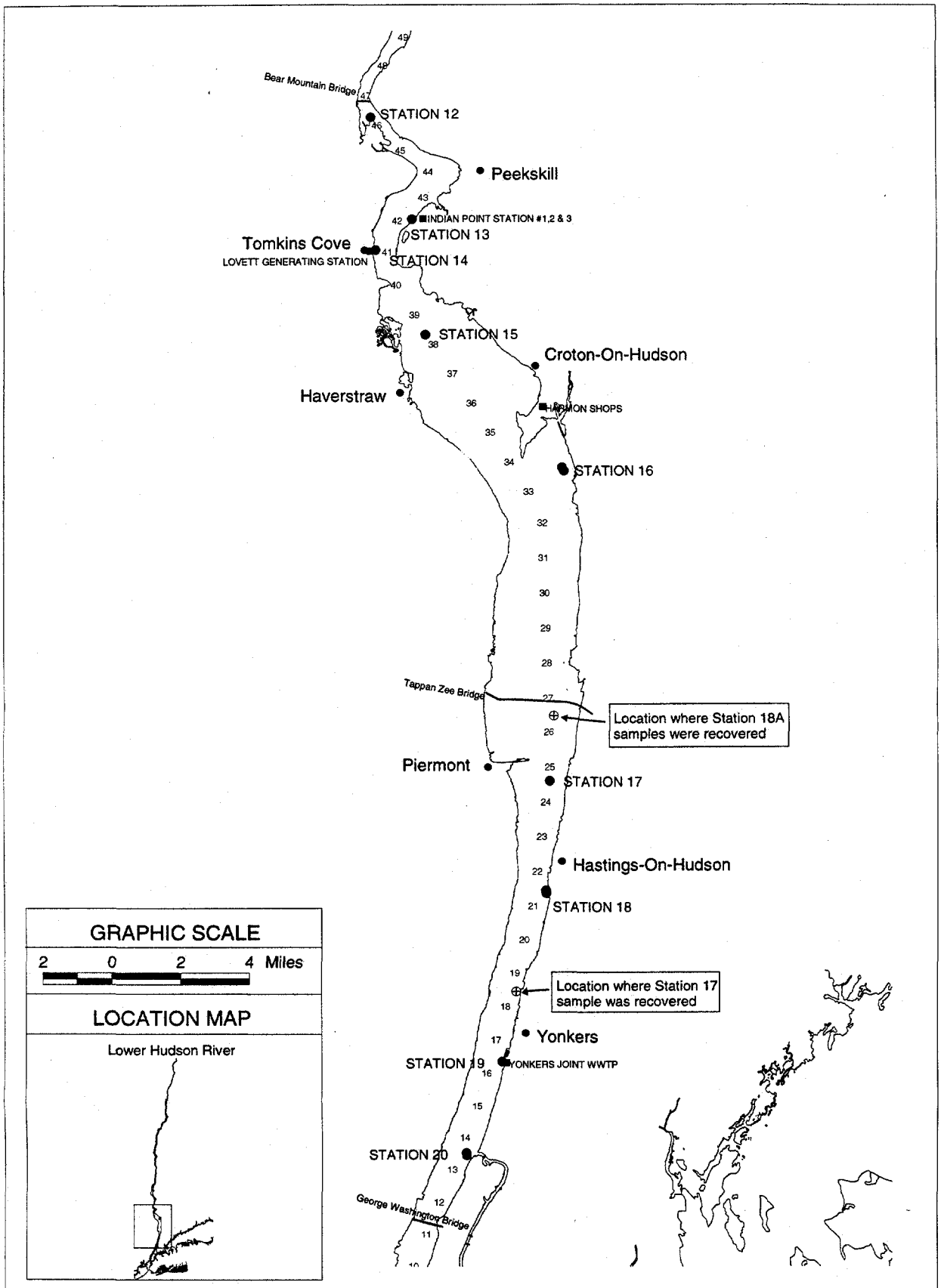

GENERAL ELECTRIC COMPANY
Lower Hudson River Project
SPMD Water Sampling Program

FIGURE 1-3. Lower Hudson River
1998 SPMD Sampling Locations
Highland Falls to the GW Bridge

QEA Quantitative Environmental Analysis, LLC

dra - D:\Genhud\gis\spmd_sites.apr

311480

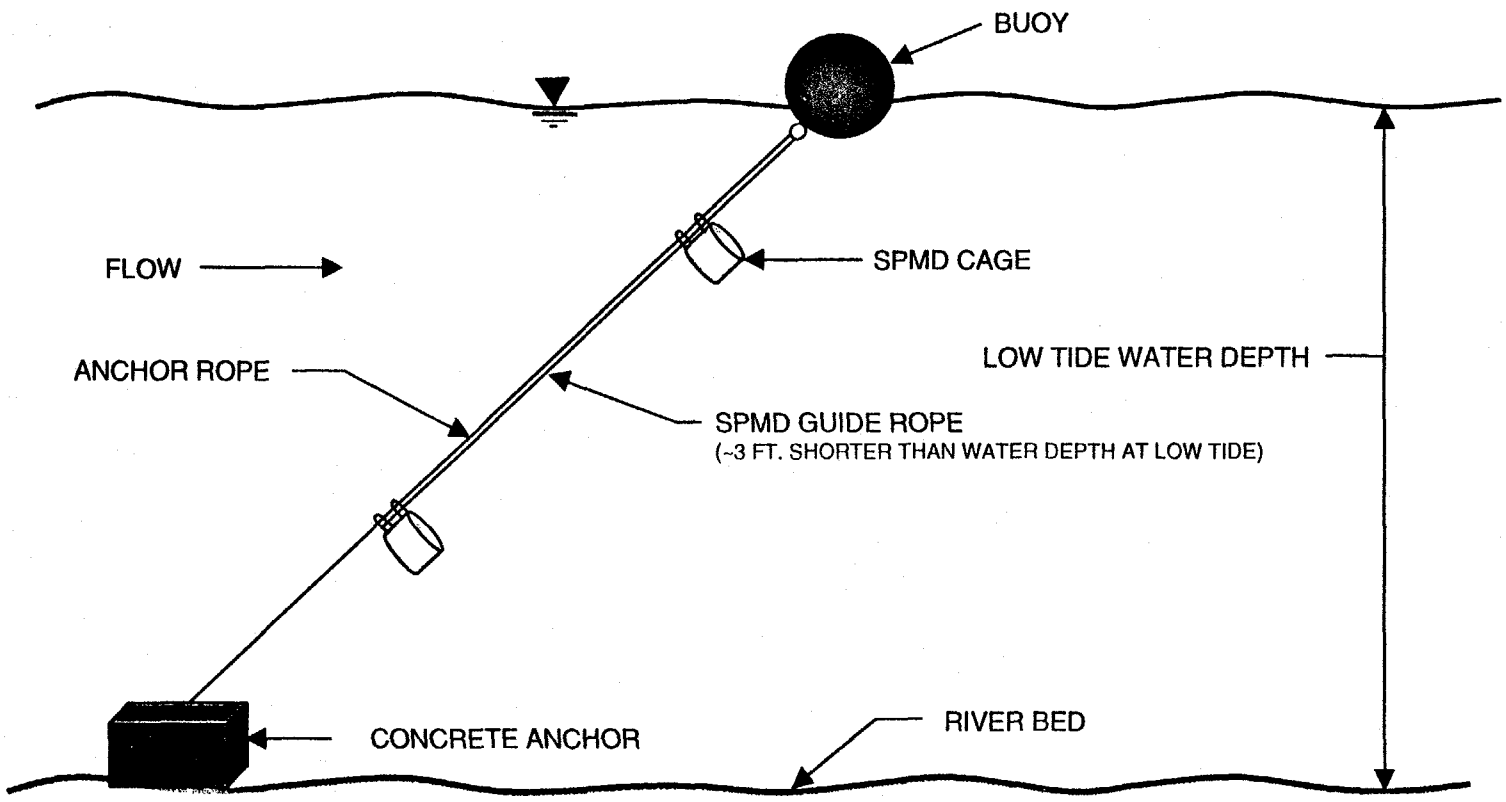

Figure 1-4. Typical SPMD deployment in the estuarine portion of the Lower Hudson River.

Quantitative Environmental Analysis, LLC

MDL: D:\SPMDdeploy.ppt

311481



Clockwise from lower left:

1. **"Spider" with sample membrane**
2. **Large cage (5 spider capacity)**
3. **Small cage with cover removed**
4. **Small cage cover**

Figure 2-1. SPMD deployment cages and spider.

Quantitative Environmental Analysis, LLC

D:\Genhud\Documents\Reports\Lowhud\SPMD\SPMDphoto.ppt

311482

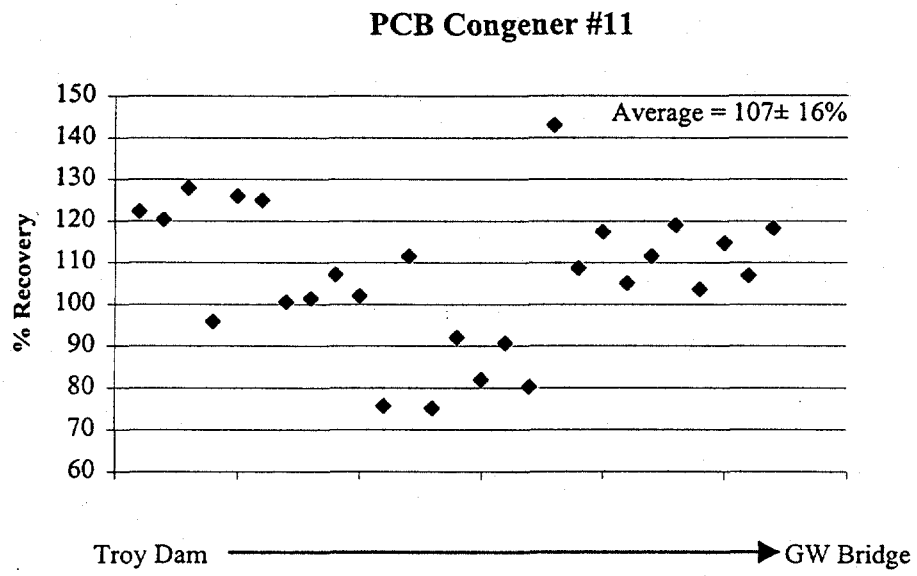

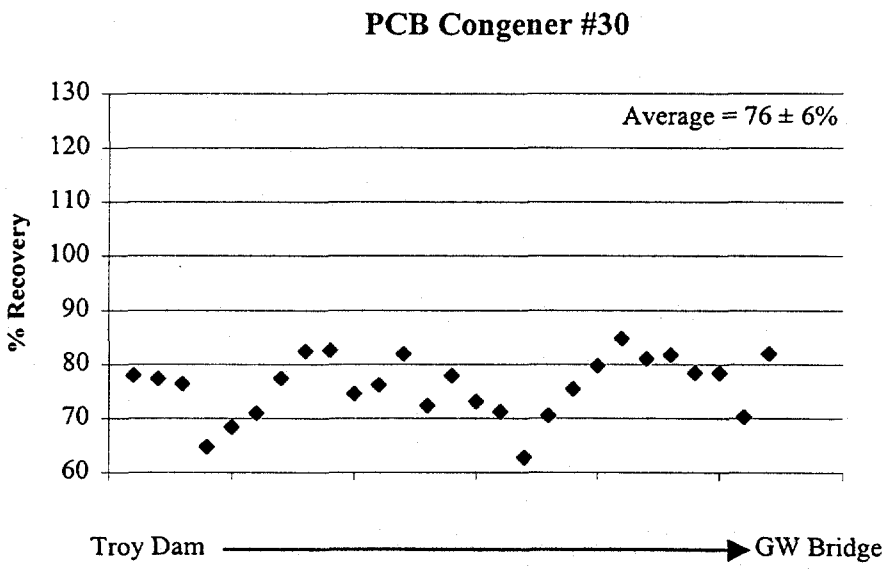

Figure 2-2. Percent recovery of performance reference compounds added to the lipid contained by the semi-permeable membrane prior to deployment.

d:\genhud\analysis\lowhud\spmd\prc_reccovery.xls
5/26/99

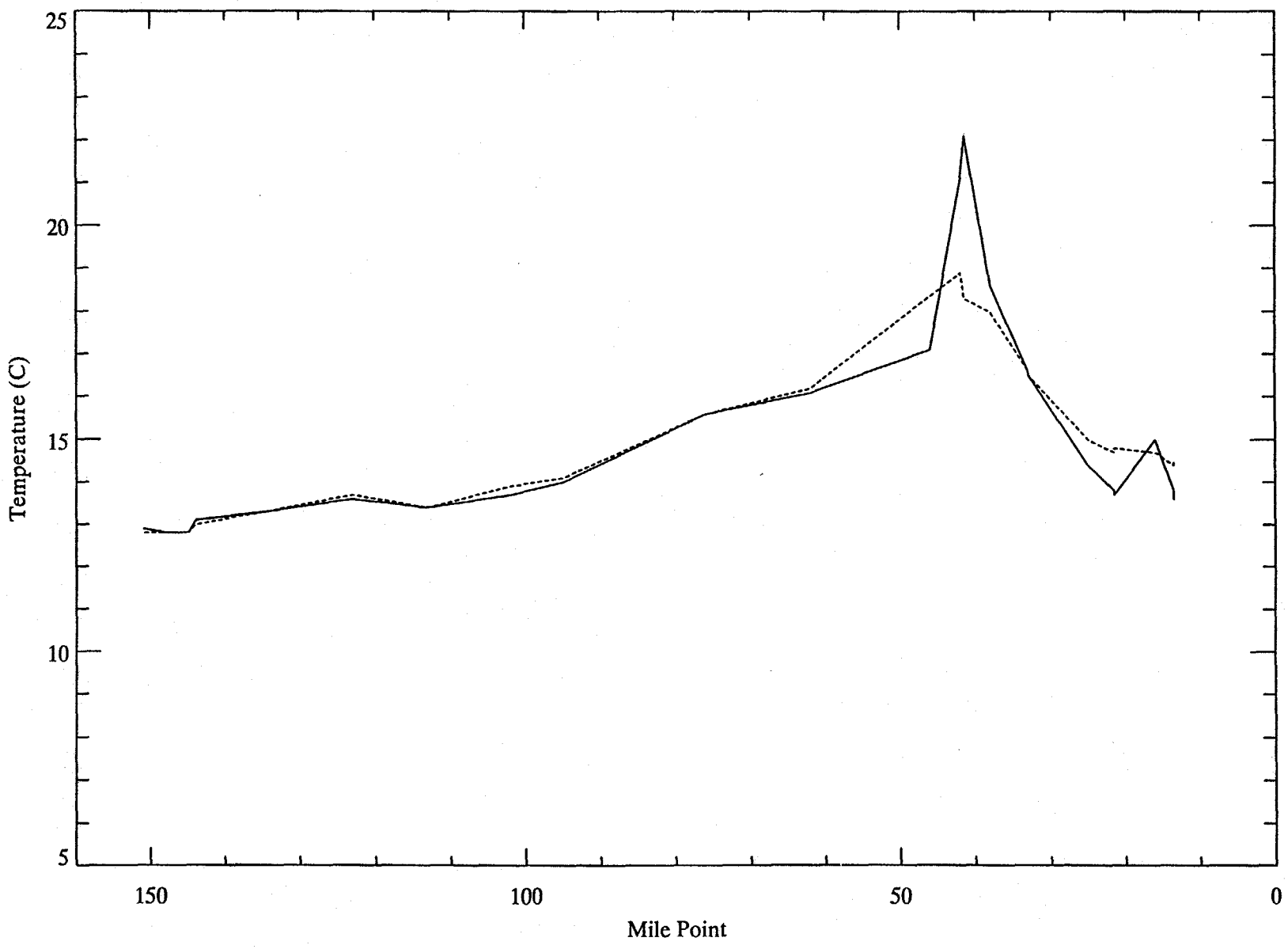

Figure 2-3. Lower Hudson River water temperature measured during SPMD deployment in October, 1998.

solid line = surface
dashed line = bottom

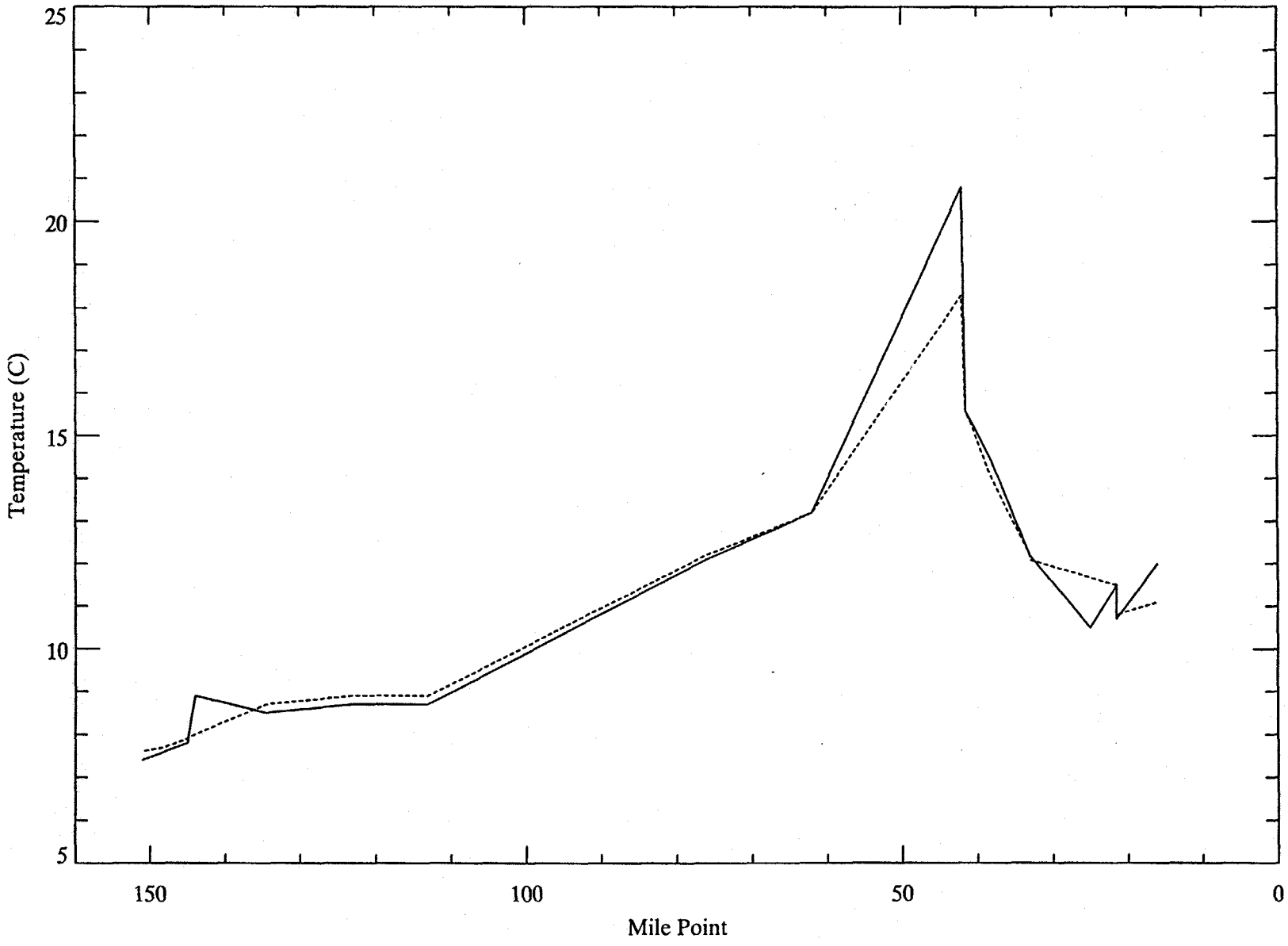

Figure 2-4. Lower Hudson River water temperature measured during SPMD retrieval in November, 1998.

solid line = surface
dashed line = bottom

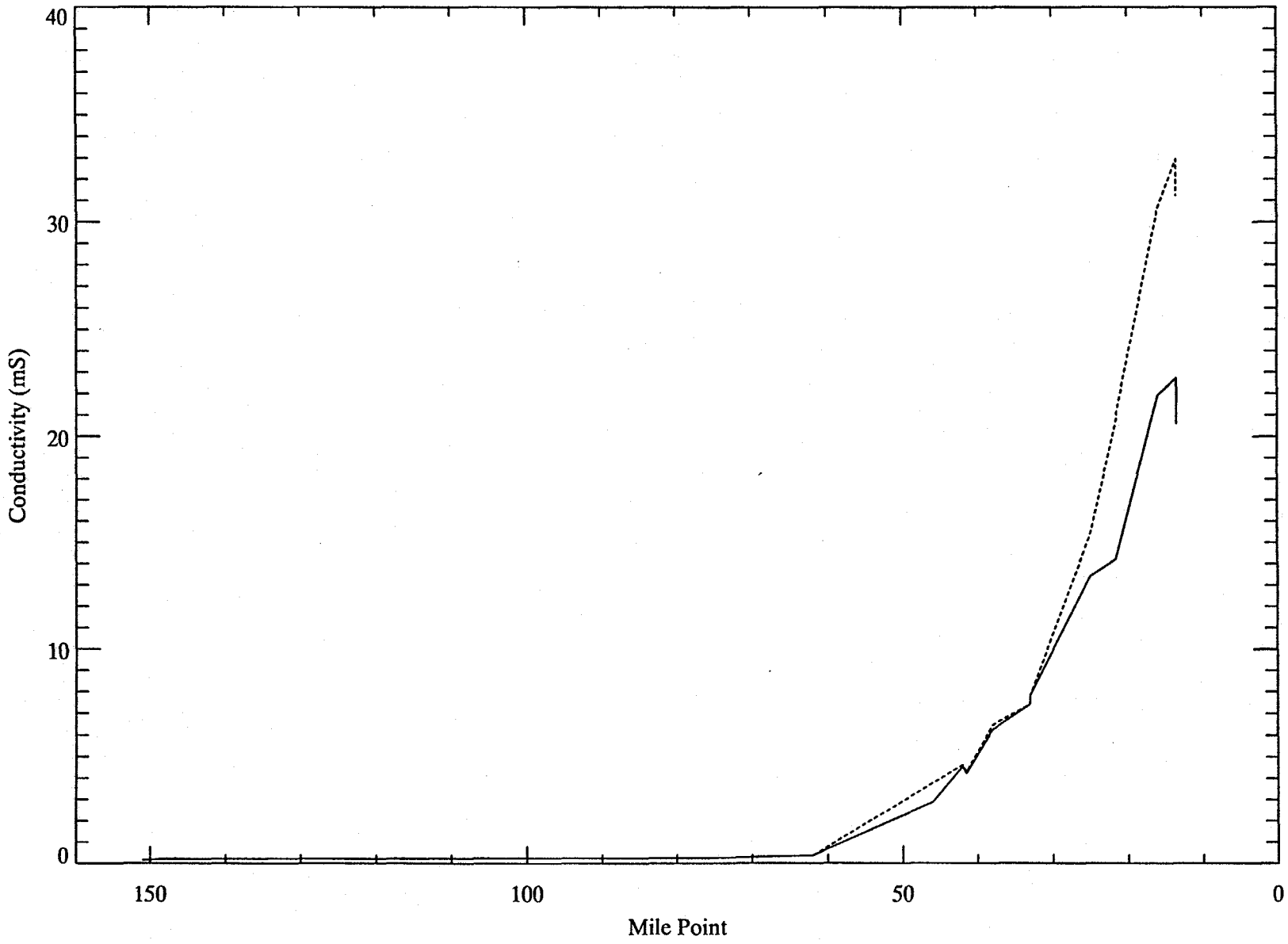

Figure 2-5. Lower Hudson River water specific conductivity measured during SPMD deployment in October, 1998.

solid line = surface
dashed line = bottom

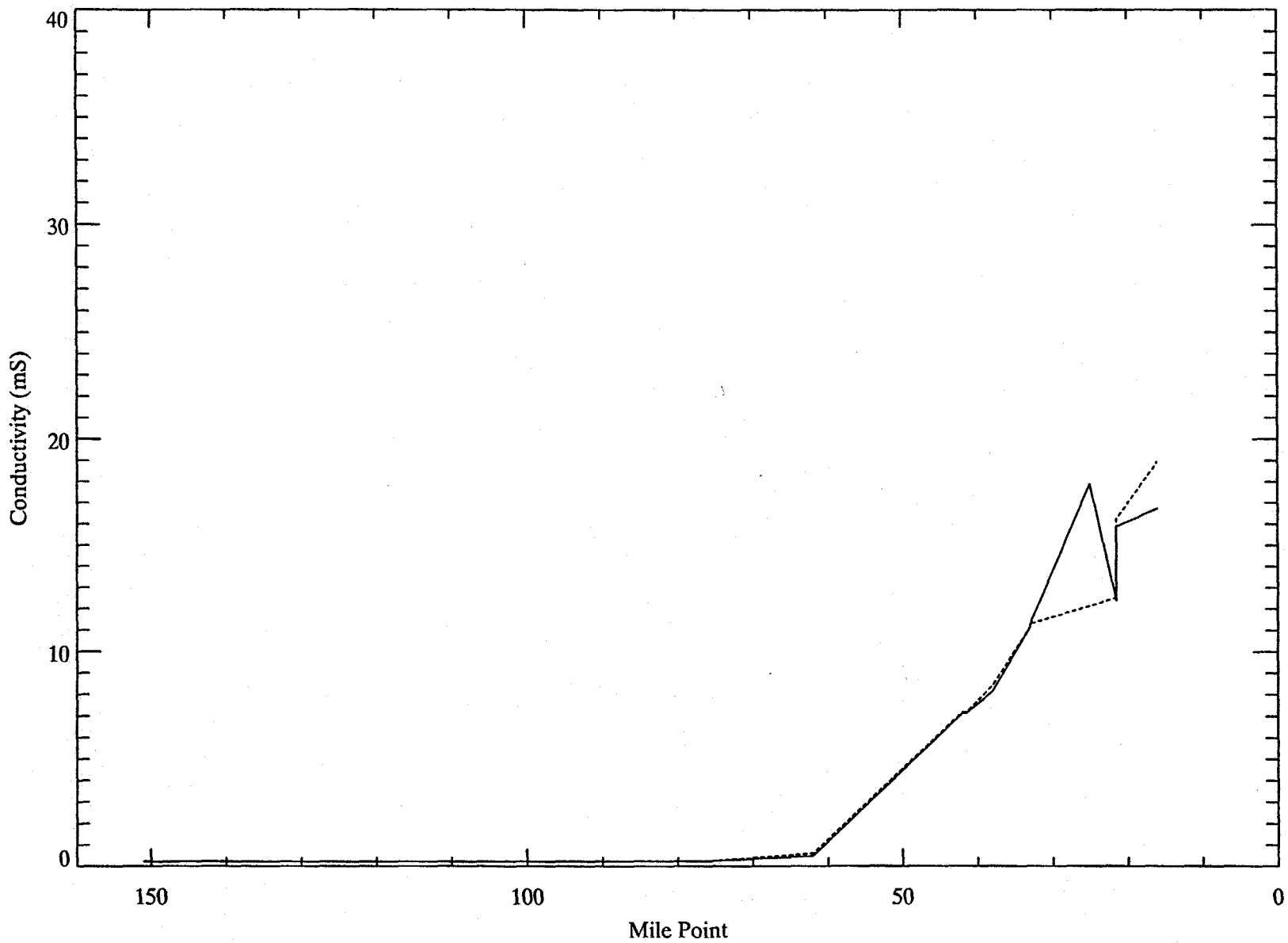

Figure 2-6. Lower Hudson River water specific conductivity measured during SPMD retrieval in November, 1998.

solid line = surface
dashed line = bottom

SP - D:\GENhud\Analysis\LowHud\SPMD\SPMD_Temp_Cond.pro
Wed Nov 24 13:40:32 1999

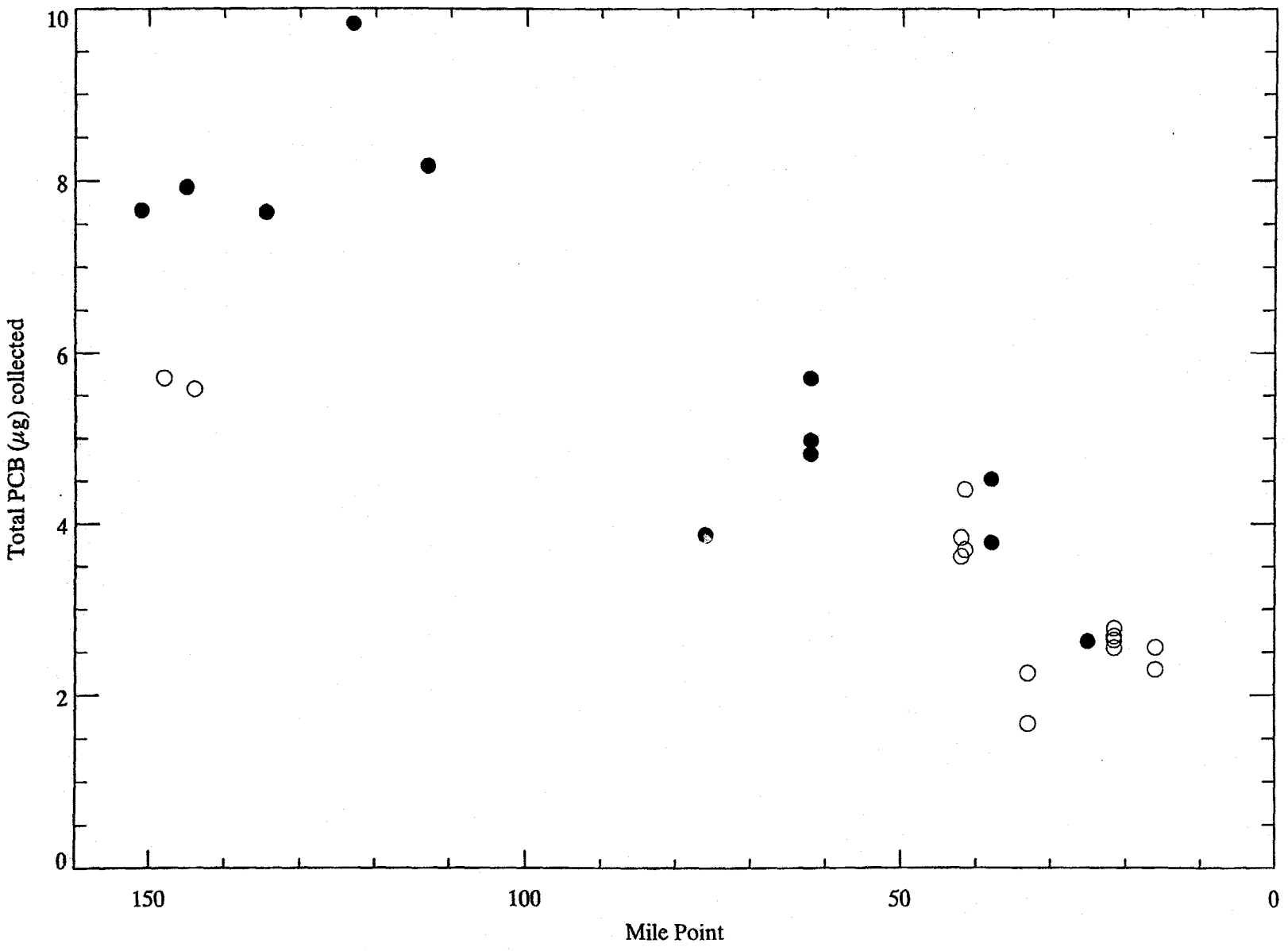

Figure 3-1. Total Mass of PCBs collected in the Lower Hudson. Middle, Surface and Bottom SPMD samples are shown.

filled circles = spatial samples
open circles = source samples

da - D:\GENhud\Analysis\LowHud\SPMD\tPCB_mp.pro

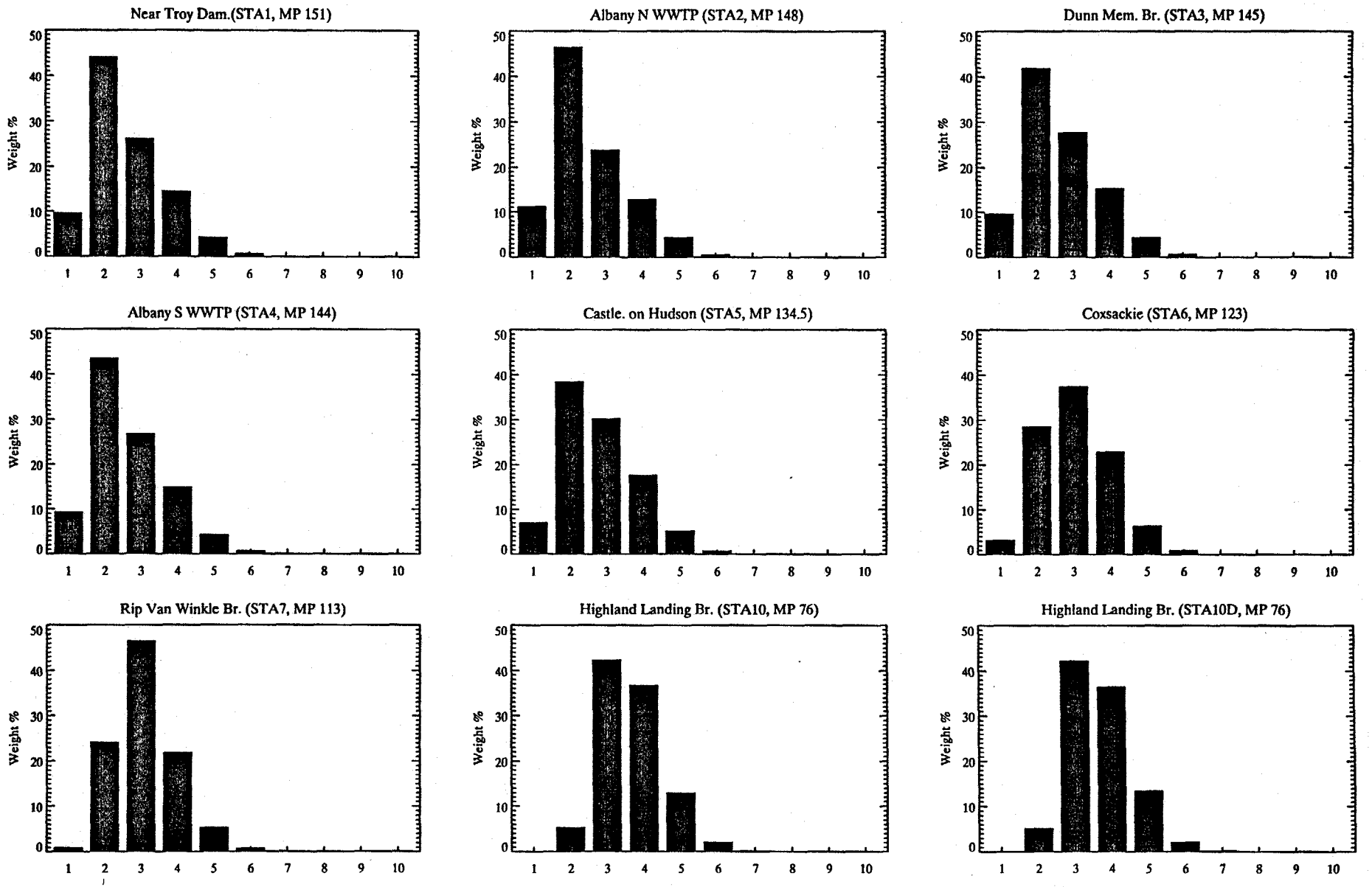

Figure 3-2a. Homolog distributions for Lower Hudson River SPMD samples.

311489

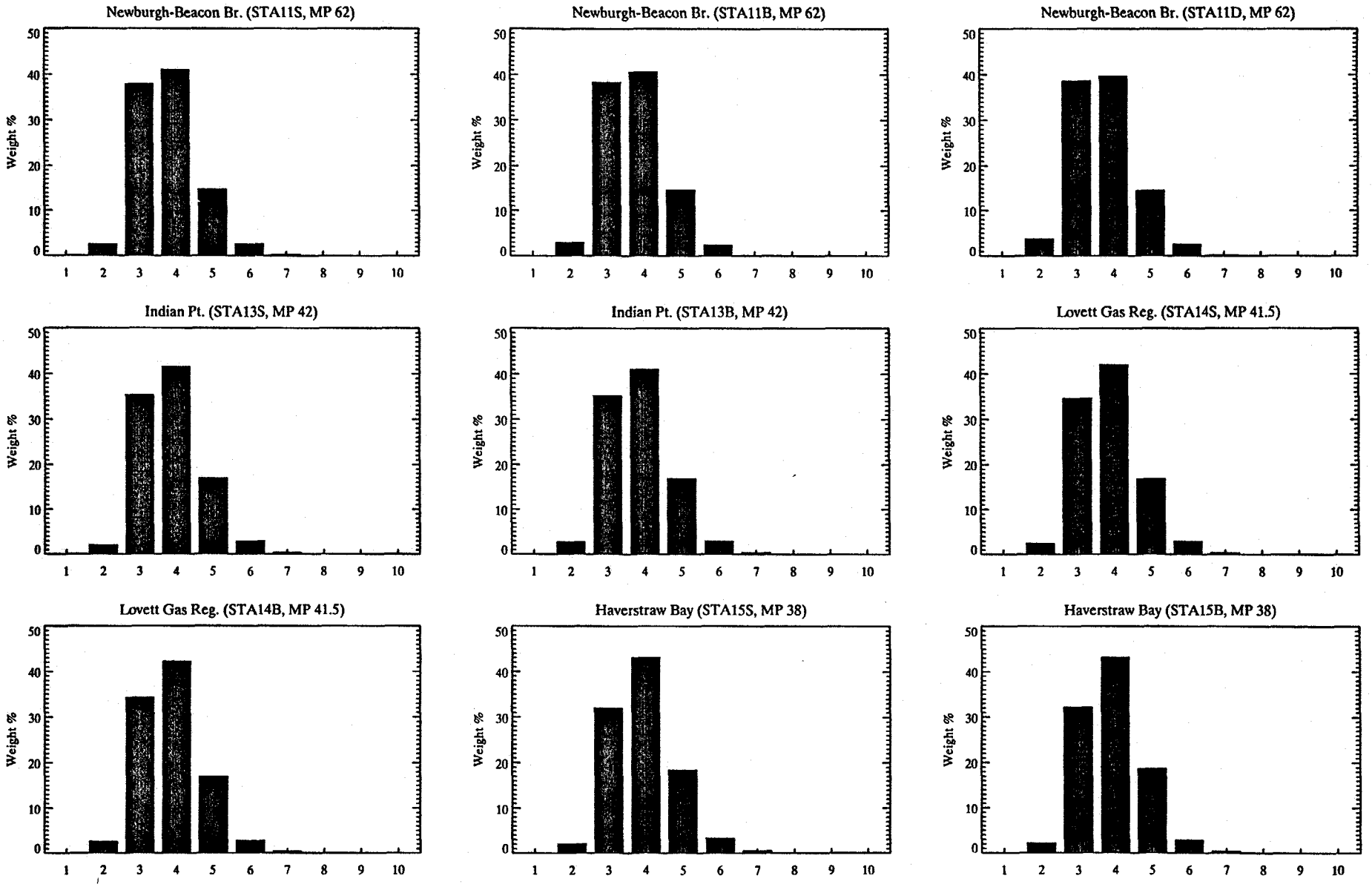

Figure 3-2b. Homolog distributions for Lower Hudson River SPMD samples.

311490

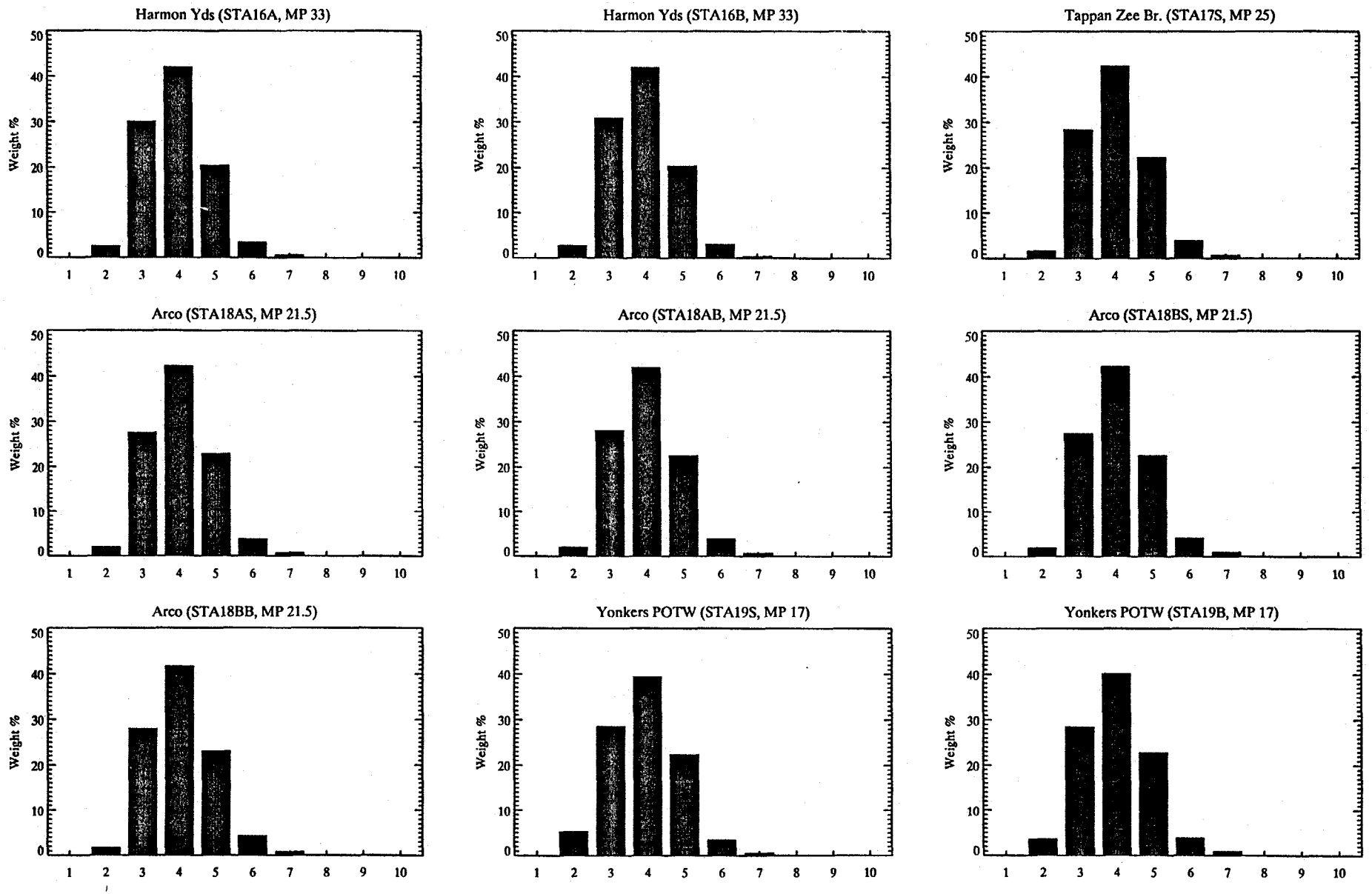

Figure 3-2c. Homolog distributions for Lower Hudson River SPMD samples.

311491

da - D:\GENhud\Analysis\LowHud\SPMD\spmd_homo_wt_hist.pro
Wed Nov 24 13:48:25 1999

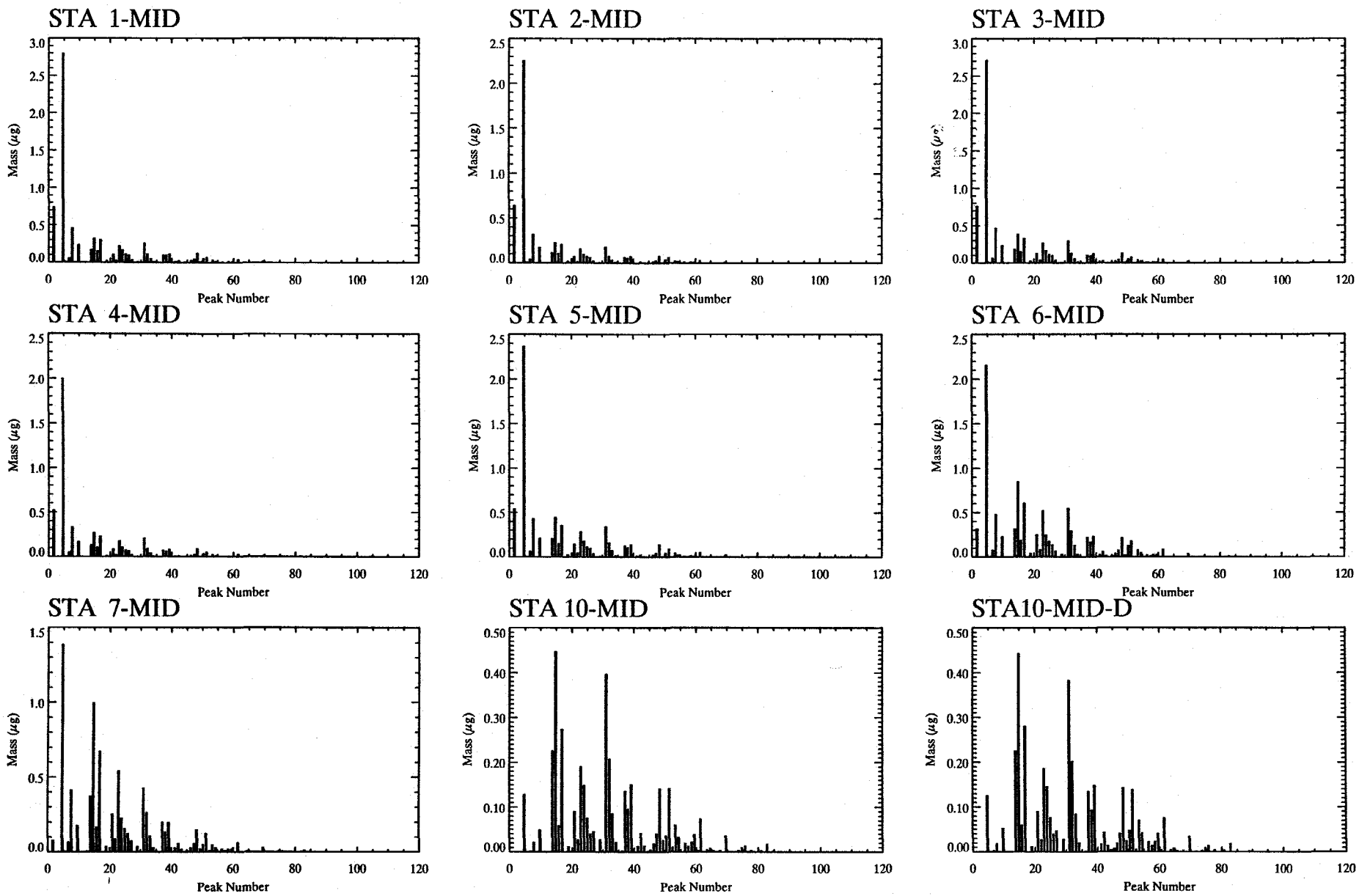

Figure 3-3a. Mass of PCB in each peak for all stations.

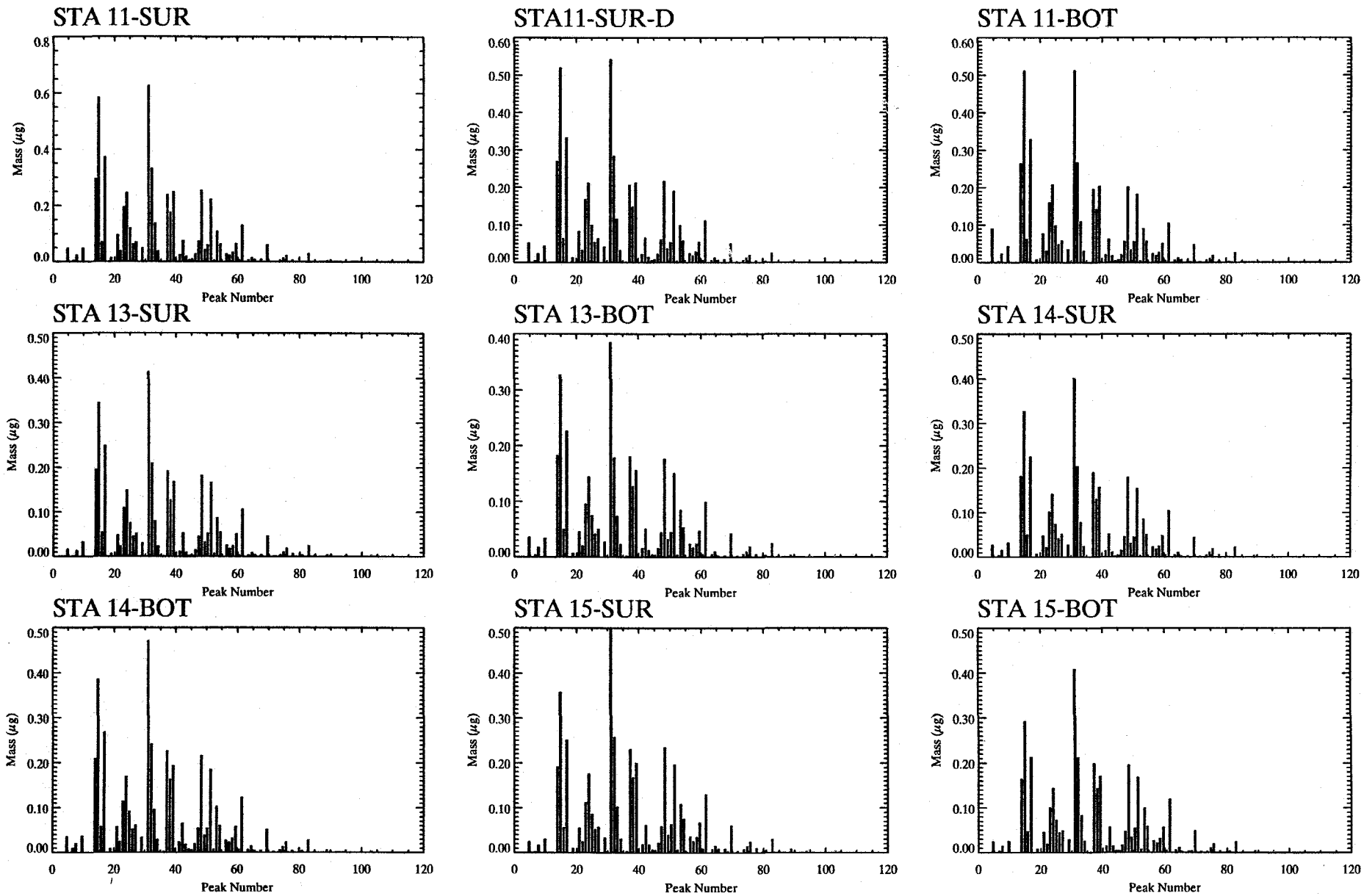

Figure 3-3b. Mass of PCB in each peak for all stations.

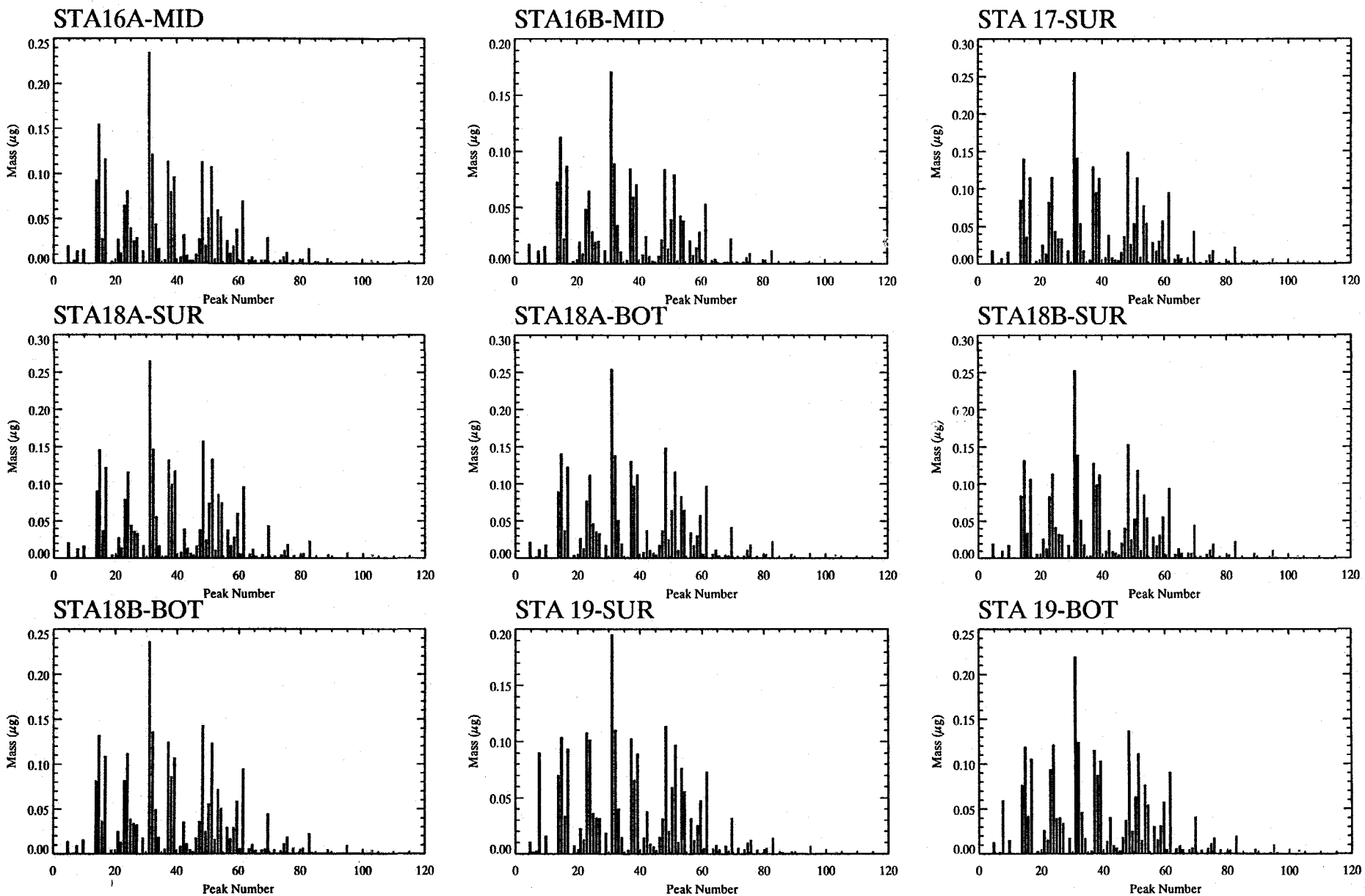

Figure 3-3c. Mass of PCB in each peak for all stations.

311494

da - D:\GENhud\Analysis\LowHud\SPMD\spmd_hist_trans.pro
Fri Nov 26 10:41:04 1999

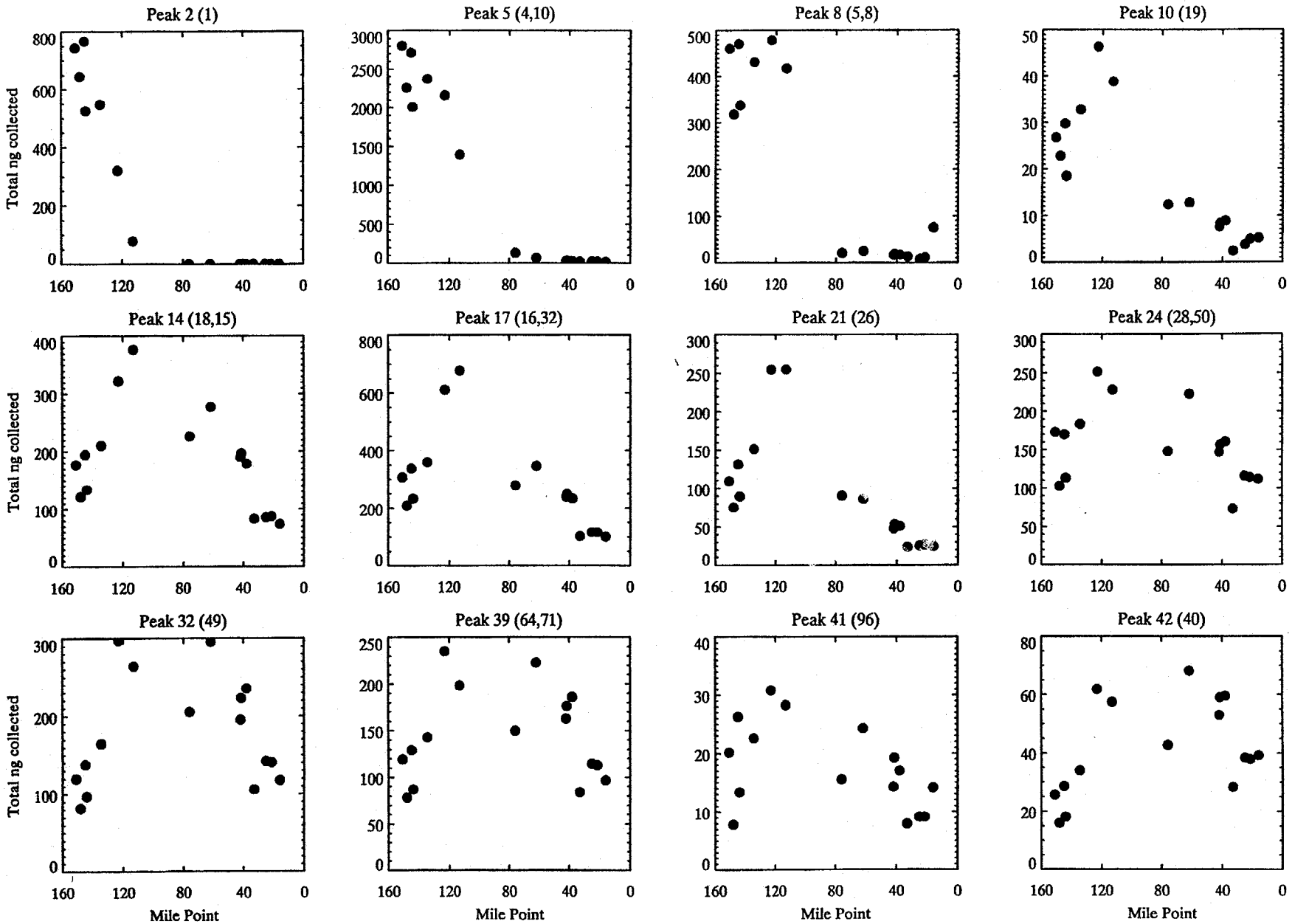

Figure 3-4a. Mass (ng) of select individual PCB congeners (in parentheses) collected using SPMDs in the Lower Hudson River.

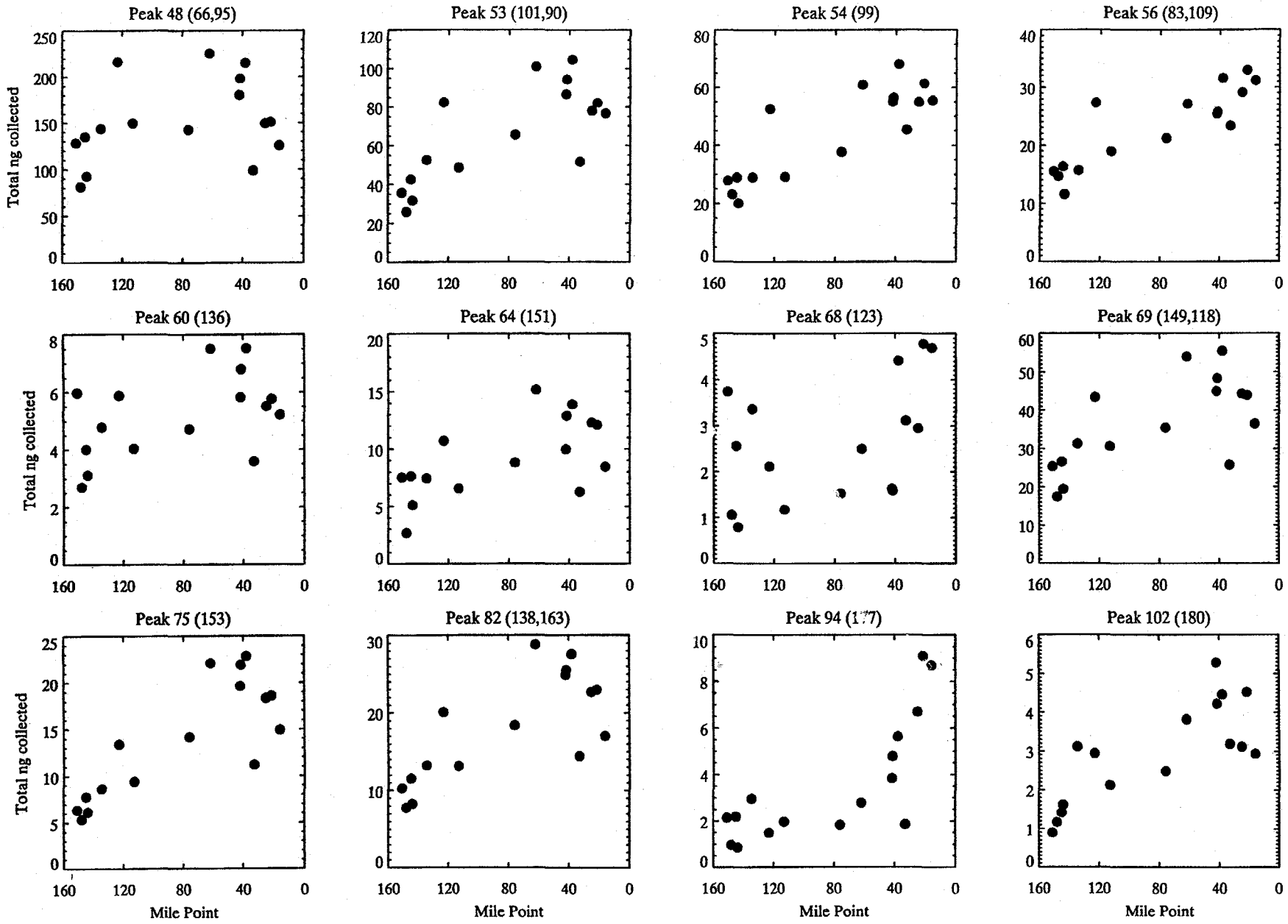

Figure 3-4b. Mass (ng) of select individual PCB congeners (in parentheses) collected using SPMDs in the Lower Hudson River.

311496

da - D:\GENhud\Analysis\LowHud\SPMD\select_cong.pro

APPENDIX A

Field Sampling Logs

QEA
Quantitative Environmental Analysis, LLC

(1)

FIELD SAMPLING LOG

Date	Time	Location	Sample Designation	Observations
* 10/26/98	12:50	STA 5 Castleton on	STA 5 SPMD - MID DEPTH	WATER DEPTH: 23 ft TEMP: Sur. 13.3°C Bott. 13.3°C
deployed:	13:15	Hudson Br.		SP. COND Sur. 226 uS Bott. 227.2 uS
				Membrane exposed to air ~ 2 min.
* 10/26/98	2:02	South WWTP	STA 4 - MID DEPTH	WATER DEPTH: 15 ft TEMP: Sur. 13.1 Bott. 13.0 SP COND: Sur 211.0 uS Bott 213.1 uS
deployed:	2:10	Albany		Just North of Port of Albany - off park
				As we moved to next site we noticed an outfall.
				Just south of DUNN MEM. BRIDGE - located
				outfall - Decided to move the SPMD
				upriver ~ 300 ft - Kept SPMD underwater
				the entire time. Large volume from outfall.
				Sampling devices seen near outfall.
			Near Outfall ↳	WATER DEPTH: 15 ft TEMP {Sur 14.8 Bott 13.2 SP COND {Sur: 219.0 uS Bott: 220.6 uS
* 10/26/98	2:44	DUNN MEM. BRIDGE	STA 3 - MID DEPTH EAST ABUTMENT	WATER DEPTH: 26 ft TEMP {S 12.8°C B 12.8°C SP COND {S 210.1 uS B 211.2 uS
deployed:	2:50		25 ft south of east abutment	

* 1 gallon can w/ 3 SPMDs used for these three samples - can was opened for ~ 10 seconds each time to remove an SPMD.

Weather: Sunny, Calm, 65°

Sampler(s): DRA, ML, MH

D:\miscforms\fieldlog

311498

QEA
Quantitative Environmental Analysis, LLC

FIELD SAMPLING LOG

Date	Time	Location	Sample Designation	Observations
10/26/98	3:30	~~STA 2~~ (DA) NEAR TROY	STA 1 - NEAR TROY	WATER DEPTH: 22ft TEMP {S 12.9°C, B 12.8°C} SPCOND {S 161.7uS, B 162.0uS}
deployed:	3:38	SOUTH of CONGRESS ST. BRIDGE	EAST ABUTMENT	South of EAST (CONGRESS ST) BRIDGE ABUTMENT
			EXPOSED TO AIR ~ 1½ Min.	
10/26/98	3:58	NORTH ALBANY WWTP	STA 2	WATER DEPTH: 12ft TEMP {S 12.8°C, B 12.8} SPCOND {S 222.0uS, B 221.7}
deployed:	4:03	downstream of		35' from shore, 50 ft from Culvert/small
		SPEED SIGN and Culvert-		stream.
*				
10/27/98	7:46 am	KINGSTON - RHINECLIFF BR	STA 9	WATER DEPTH: ~~23~~ 6 (DA) ft Temp {S 14.0, B 14.1} SPCOND {S ~~145.8uS~~ 247.5uS, B 247.5} (DA)
deployed:	7:58	East side of channel - down		
		river from abutment		
10/27/98	8:19	RED BUOY #94 SAUGERTIES	STA 8	WATER DEPTH: 24ft TEMP {S 13.7, B 13.9} SPCOND {S 250.1, B 245.4}
deployed	8:25	JUST WEST OF BUOY		

Weather: Low Clouds, Windy damp

Sampler(s): ML, MH, DA

311499

D:\miscforms\fieldlog

QEA
Quantitative Environmental Analysis, LLC

(3)

FIELD SAMPLING LOG

Date	Time	Location	Sample Designation	Observations
10/27/98	8:56	RIP VAN WINKLE BRIDGE	STA 7 - MID DEPTH	WATER DEPTH: 20ft TEMP {S 13.4°C B 13.4°C SPCOND {S 236.5 mS B 236.1 mS
deployed	9:04	Just South of East abutment in channel		
→ NOTE - Nice boat launch just South of RVW Bridge				
10/27/98	9:51	RED BUOY #158 COXSACKIE	STA 6 - MID DEPTH	WATER DEPTH: 38ft TEMP {S 13.6 B 13.7 SPCOND {S 227.2 B 227.4
deployed	9:59	outside channel		~~B = 25 ft~~ B = 25 ft, max depth of meter
Became very windy, 3-5 ft waves - South wind				

Weather: Cloudy/ Windy

Sampler(s): _____

D:\miscforms\fieldlog

311500

QEA Quantitative Environmental Analysis, LLC

(H)

FIELD SAMPLING LOG

Date	Time	Location	Sample Designation	Observations
10/28/98	7:40 am	NEWBURGH BEACON	STA 10 (DR) 11	WATER DEPTH: 40 ft TEMP {S 16.1, 25ft 16.2} SPCOND {S 367.0, 25ft 366.4}
deployed	7:57	BRIDGE	SURFACE + BOTTOM	
		South of abutment on East side of channel		
NOTE → A surface and bottom SPMD were deployed. (~3-4 ft off Bott + Sur.)				
QC BLANK #1 was opened during deployment of bottom SPMD				
QC DUPLICATE was added to surface cage - LARGE CAGE USED				
10/28/98	8:45	HIGHLAND LANDING BR	STA 10 - MID DEPTH	WATER DEPTH: 63 ft TEMP {S 15.6, 25ft 15.6} SPCOND {S ~~246.7~~, 25ft 246.4}
deployed	8:55	EAST ABUTMENT SOUTH SIDE		
QC DUPLICATE was added to the Mid-depth cage - SMALL cage used				
NOTE - Public Boat Launch on Pough Keepsie side just North of Bridge - South of RR Bridge				

311501

Weather: Cloudy/Windy 60°

Sampler(s): _____

D:\misclorms\fieldlog

QER Quantitative Environmental Analysis

(5)

FIELD SAMPLING LOG

Date	Time	Location	Sample Designation	Observations
10/28/98	12:47	LOVETT GAS REGULATOR	STA 14 - SUR + BOTT	WATER DEPTH: 23ft (2 DA) TEMP: {S: 22.1°C, B 18.3°C} SPCOND {S 4212 µS, B 4290 µS}
deployed:	13:00			~100 ft off shore out from Southend of blue
				building (middle blue)
				Bottom - Large Cage Top - Small w/spacers
10/28/98	13:24	INDIAN POINT GEN. STATION	STA 13 - SUR + BOTT	WATER DEPTH: 30 ft (DA) TEMP {S 23.3°C, 25ft 18.9} SPCOND {S 4862, 25ft 4639}
deployed	13:30	off South end		
10/28/98	13:45	BEAR MTN BRIDGE	STA 12 - Surr + Bott	WATER DEPTH: 78ft (50 DA) TEMP: {S 17.1, 25ft} SPCOND {S 2284, 25ft 3781}
deployed	14:10	West of green buoy #31		
QC	MATRIX SPIKE SPMD	Deployed in top Cage (Surface) w/Sample		S 6.26 mS
10/28/98	14:38	HAVERSTRAW BAY	STA 15 - Surr + Bott	WATER DEPTH: 38ft TEMP {S 18.6, 25ft 18.0} SP COND {S 6.47, 25ft} mS
	14:49	Red Buoy #26	-East of	
QC	MATRIX SPIKE SPMD	Deployed in top cage (surface) w/sample		

Weather: Cloudy, Windy, 55°

Sampler(s): _____

D:\miscforms\fieldlog

311502

QEA
Quantitative Environmental Analysis, LLC

FIELD SAMPLING LOG

Date	Time	Location	Sample Designation	Observations
10/28/98	3:22	Metro North Harmon Yds	STA 16A - MID	WATER DEPTH: 9ft TEMP: {S 16.6 B 16.6 SP COND: {S 7.44 mS B 7.44 mS
deployed	3:26	CROTON BAY - near croton Pt		(High Tide)
	3:41	Metro North Harmon Yds	STA 16 B - MID	WATER DEPTH: 9ft TEMP {S 16.5 B 16.5 SP COND {S 7.83 B 7.84
deployed	3:47	closer to shore -		
	*	Too shallow to deploy an SPMD at Surface + Bottom, so only		
		Mid depth deployed at STA 16A + STA 16B.		

Weather: _____

Sampler(s): _____

D:\miscforms\fieldlog

311503

QEA Quantitative Environmental Analysis, LLC

FIELD SAMPLING LOG

Date	Time	Location	Sample Designation	Observations
10/30/98	6:37	Green Buoy #7	STA 17-SUR	WATER DEPTH: 33ft TEMP {S 14.4 / 25ft 15.0 SPCOND {S 13.43 mS / 25ft 15.36
deployed	6:52	South of	STA 17-BOT	
		Tappan Zee		
QC		* Field (Trip) Blank Opened during deployment of Bottom		
		SPMD		
10/30/98	7:06	ARCO	STA 18A-SUR	Depth: 22ft Temp {S 13.8 / B 14.7 SPCOND {S 14.25 mS / B 20.82
deployed	7:18	(Former Anaconda)	STA 18A-BOT	
			(North end of	
			Plant)	
	7:27		STA 18B-SUR	Depth: 17ft Temp {S 13.7 / B 14.8 SP cond {S 14.33 mS / B 21.16
deployed	~~7:27~~ DP		STA 18B-BOT	
	7:35		(South end of	
			Plant)	

311504

Weather: _____

Sampler(s): _____

(8)

QEA
Quantitative Environmental Analysis, LLC

FIELD SAMPLING LOG

Date	Time	Location	Sample Designation	Observations
10/30/98	7:53	Yonkers WWTP	STA 19-SUR	Depth: 35ft Temp {SS 15.0°C, 25ft 14.7} Sp Cond {SS 21.94 mS, 25ft 30.61}
deployed	8:03		STA 19-BOT	
10/30/98	8:13	Green Buoy #3	STA 20A-SUR	
deployed	8:22	near GW Bridge	STA 20A-BOT (South)	Depth: 35ft Temp {SS 13.8°C, 25ft 14.4} Sp Cond {SS 22.74 mS, 25ft 32.95}
	8:30		STA 20B SUR	
deployed	8:43		STA 20B-BOT (North)	Depth: 35ft Temp {SS 13.6, 25ft 14.5} Sp Cond {SS 20.60 mS, 25ft 31.24}
		* The two buoys are about 20-30 ft apart		

Weather: _____

Sampler(s): _____

D:\miscforms\fieldlog

311505

(9)

QEA
Quantitative Environmental Analysis, LLC

FIELD SAMPLING LOG

Date	Time	Location	Sample Designation	Observations
11/10/98	Removed: 8:22	South of Congress St Br.	STA 1 MID	Depth: 22 Temp. (Sur): 7.4 Temp.(Bot): 7.6
				Sp. Cond. (Sur): 233 uS Sp. Cond.(Bot): 232.0
				covered w/ brown algae
11/10/98	Removed: 8:20	North Albany WWTP	STA 2 MID	Depth: 12 Temp. (Sur): 7.6 Temp.(Bot): 7.7
				Sp. Cond. (Sur): 202.6uS Sp. Cond.(Bot): 201.9
				covered w/ brown algae - more than sta 1,
				also cage had some on outside
11/10/98	Removed: 8:35	Dunn Memorial Br.	STA 3 MID	Depth: Temp. (Sur): ~~7.6~~ 7.8 Temp.(Bot): ~~7.7~~ 7.9
				Sp. Cond. (Sur): ~~202.6uS~~ 229.1uS Sp. Cond.(Bot): ~~201.9~~ 229.2uS
				Brown algae covering membrane - cage
				clean
11/10/98	Removed: 8:45	South Albany WWTP	STA 4 MID	Depth: 15 Temp. (Sur): 8.9 Temp.(Bot): 8.0
				Sp. Cond. (Sur): 233.8uS Sp. Cond.(Bot): 231.1uS
				Brown algae - some on cage too

Weather: 30° Calm

Sampler(s): _____

D:\miscforms\fieldlog

311506

(10)

QEA
Quantitative Environmental Analysis, LLC

FIELD SAMPLING LOG

Date	Time	Location	Sample Designation	Observations
11/10/98	Removed: 9:32	Castleton on Hudson Br.	STA 5 MID	Depth: 23 Temp. (Sur): 8.5 Temp.(Bot): 8.7
				Sp. Cond. (Sur): 218.5 Sp. Cond.(Bot): 218
				Brown on membrane - cage clean
10/10/98	Removed: 10:13	Red Buoy #158, Coxsackie	STA 6 MID	Depth: 38 Temp. (Sur): 8.7 Temp.(Bot): 8.9
				Sp. Cond. (Sur): 227.3 Sp. Cond.(Bot): 226.8
				Brown on membranes
11/10/98	Removed: 10:53	Rip Van Winkle Br.	STA7 MID	Depth: 20 Temp. (Sur): 8.7 Temp.(Bot): 8.9
				Sp. Cond. (Sur): 223.6 Sp. Cond.(Bot): 223.4
				SPMD full of small shrimp-like creatures
				Also Brown
	Removed:	Red Buoy#94, Saugerties	STA 8 MID	Depth: 24 Temp. (Sur): Temp.(Bot):
			LOST	Sp. Cond. (Sur): Sp. Cond.(Bot):

Weather: _____

Sampler(s): _____

D:\miscforms\fieldlog

311507

QEA
Quantitative Environmental Analysis, LLC

(11)

FIELD SAMPLING LOG

Date	Time	Location	Sample Designation	Observations		
	Removed:	Kingston Rhinecliff Br.	STA 9 MID	Depth: 26	Temp. (Sur):	Temp.(Bot):
			LOST		Sp. Cond. (Sur):	Sp. Cond.(Bot):
11/10/98	Removed: 4:18	Highland Landing Br.	STA 10 MID + DUPLICATE	Depth: 63	Temp. (Sur): 12.1	Temp.(Bot): 12.2
					Sp. Cond. (Sur): 249.0	Sp. Cond.(Bot): 248.1 µS
				Brown covering membrane		
11/10/98	Removed: 3:24	Newburgh Beacon Br.	STA 11 SUR + DUPLICATE	Depth: 39	Temp. (Sur): 13.2	Temp.(Bot): 13.2
	3:27		STA 11 BOT		Sp. Cond. (Sur): 475.1 µS	Sp. Cond.(Bot): 610 µS
	✓		TRIP BLANK #1	Brown covering membrane.		
11/11/98	Removed:	Bear Mountain Br.	STA 12 SUR + MATRIX SP.	Depth: 50	Temp. (Sur):	Temp.(Bot):
			STA 12 BOT		Sp. Cond. (Sur):	Sp. Cond.(Bot):
			LOST			

Weather: _____

Sampler(s): _____

D:\miscforms\fieldlog

311508

QEA
Quantitative Environmental Analysis, LLC

(12)

FIELD SAMPLING LOG

Date	Time	Location	Sample Designation	Observations
11/11/98	Removed: 11:20	Indian Pt. Gen. Sta.	STA 13 SUR	Depth: 30 Temp. (Sur): 20.8 Temp.(Bot): 18.3
	11:23		STA 13 BOT	Sp. Cond. (Sur): 7.14 mS Sp. Cond.(Bot): 7.20 mS
				Membrane covered w/ brown - some
				bugs also -
11/11/98	Removed: 11:39	Lovett Gas Regulator	STA 14 SUR	Depth: 22 Temp. (Sur): 15.6 Temp.(Bot): 15.6
	11:41		STA 14 BOT	Sp. Cond. (Sur): 7.15 mS Sp. Cond.(Bot): 7.20 mS
				Brown bio. growth - some shrimp-like
				animals
11/11/98	Removed: 12:35	Haverstraw Bay, Red Buoy #26	STA 15 SUR + MATRIX SP.	Depth: ~~38~~ 32 Temp. (Sur): 14.4 Temp.(Bot): 14.0
	12:37		STA 15 BOT	Sp. Cond. (Sur): 8.14 mS Sp. Cond.(Bot): 8.43 mS
				Moved about 150 yds east -
				less bio. growth than others
11/11/98	Removed: 13:43	Metro North Harmon Yds, Croton Bay	STA 16A MID	Depth: 9 Temp. (Sur): 12.2 Temp.(Bot): 12.2
				Sp. Cond. (Sur): 11.16 Sp. Cond.(Bot): 11.17 mS
				Some bio growth on outside - a little on membrane
11/11/98	Removed: 13:26	Metro North Harmon Yds, Croton Bay	STA 16 B MID	Depth: 9 Temp. (Sur): 12.2 Temp.(Bot): 12.1
				Sp. Cond. (Sur): 11.29 mS Sp. Cond.(Bot): 11.30 mS

Some bio. growth, not as much as earlier stations.

Weather: 55° Cloudy

Sampler(s): ML, DA, MA

D:\miscforms\fieldlog

311509

QEA Quantitative Environmental Analysis, LLC

(13)

FIELD SAMPLING LOG

Date	Time	Location	Sample Designation	Observations
	Removed: 11:19	Green Buoy #7, Tappan Zee	STA 17 SUR	Depth: ~~33ft~~ Temp. (Sur): 11.5 Temp.(Bot): 11.5
	11:21	LOST	STA 17 BOT ← in mud 23	Sp. Cond. (Sur): 12.38 mS Sp. Cond.(Bot): 12.52 mS
moved to 12	ARCO North	found near bridge	TRIP BLANK #2	some bio growth
	Removed:	Arco north	STA 18A SUR	Depth: 22 ft Temp. (Sur): Temp.(Bot):
		~~LOST~~	STA 18A BOT	Sp. Cond. (Sur): Sp. Cond.(Bot):
11/12/08	Removed: 9:00	Arco south	STA 18B SUR	Depth: 17 ft Temp. (Sur): 10.7 Temp.(Bot): 10.8
	9:02		STA 18B BOT	Sp. Cond. (Sur): 15.89 mS Sp. Cond.(Bot): 16.25 mS
			opened Trip Blank #2	Some Bio growth - not alot.
	Removed: 9:40	Yonkers WWTP	STA 19 SUR	Depth: 35 ft Temp. (Sur): ~~10.5~~ 12.0 Temp.(Bot): ~~11.0~~ 11.1
	9:43	ok - where we left it	STA 19 BOT	16.73 mS Sp. Cond. (Sur): ~~17.90 mS~~ Sp. Cond.(Bot): ~~17.16~~ 18.94 mS
				Surface SPMD clean, Bottom Some bio growth
	Removed:	Green Buoy #3, south	STA 20A SUR	Depth: 35 ft Temp. (Sur): Temp.(Bot):
			STA 20A BOT	Sp. Cond. (Sur): Sp. Cond.(Bot):
	Removed:	Green Buoy #3, north	STA 20B SUR	Depth: 35 ft Temp. (Sur): Temp.(Bot):
			STA 20B BOT	Lost Sp. Cond. (Sur): Sp. Cond.(Bot):

8:45 Buoy recovered just S. of Yonkers public pavilion - (Buoy sank in mud) unrecoverable

10.5 11.0

17.90 ms 17.16

Weather: Sunny 45°

Sampler(s): _____

D:\miscforms\fieldlog

311510

APPENDIX B

Data Summary Packages

DATA SUMMARY PACKAGE FOR:
QUANTITATIVE ENVIRONMENTAL ANALYSIS, LLC
305 WEST GRAND AVENUE
MONTVALE, NEW JERSEY 07645

PROVIDED BY:
NORTHEAST ANALYTICAL, INC.
301 NOTT STREET
SCHENECTADY, NY 12305

SAMPLING SITE: HUDSON RIVER
ANALYTICAL METHOD:
(NEA608CAP) HRGC CAPILLARY TECHNIQUE
SPMD SAMPLES
JANUARY 21, 1999
98120085: AB09387-AB09419
VOLUME 1 OF 3

PCB SAMPLE DATA SUMMARY PACKAGE FOR

QUANTITATIVE ENVIRONMENTAL ANALYSIS, LLC
305 WEST GRAND AVENUE
MONTVALE, NEW JERSEY 07645

SAMPLING SITE: HUDSON RIVER

ANALYTICAL METHOD: (NEA608CAP) HRGC CAPILLARY TECHNIQUE

SPMD SAMPLES

DATE: FEBRUARY 8, 1999

PROVIDED BY: NORTHEAST ANALYTICAL, INC.
301 NOTT STREET
SCHENECTADY, NEW YORK 12305
518-346-4592

TABLE OF CONTENTS

SECTION	PAGE
SIGN OFF SHEET	3
CASE NARRATIVE	4
SAMPLE CHAIN OF CUSTODY	5
INTERNAL SAMPLE TRACKING RECORD	11
SAMPLE ANALYSIS DATA	15
LABORATORY CONTROL SPIKE SUMMARY	49
MATRIX SPIKE/MATRIX SPIKE DUPLICATE SUMMARY	50
DUPLICATE SUMMARY	50A
METHOD BLANK SUMMARY	52
SAMPLE RAW DATA	56
SAMPLE GC INJECTION LOG	320
STANDARDS SUMMARY	357
STANDARDS/QC SAMPLE RAW DATA	381
IUPAC 11 & IUPAC 30 DATA	470
IUPAC 11 & IUPAC 30 CERTIFICATES	516
EST RAW DATA	527

S:\ADMIN\TBCOBQEA.DOC

SIGN OFF SHEET

The following have been directly involved in the preparation and analysis of the following sample data and associated data summary report:

SAMPLE CUSTODIAN	:	DATE: 2/8/99
SAMPLE PREPARATION CHEMIST	:	DATE: 2/8/99
GAS CHROMATROGRAPHY ANALYST	: Kardin E Wright	DATE: 2/8/99
QA/QC OFFICER	:	DATE: 2/8/99
LAB DIRECTOR	:	DATE: 2/8/99

CASE NARRATIVE

LAB NAME: NORTHEAST ANALYTICAL, INC.

LAB CODE: NYS ELAP #11078

NUMBER OF SAMPLES: 33

DATE SAMPLES RECEIVED: 12/17/98

NUMBER OF QA/QC SAMPLES: 15

LAB METHOD: NEA608CAP

QA/QC, SAMPLE, SHIPMENT, ANALYTICAL COMMENTS:

1. Samples were shipped by overnight courier and arrived in good condition.

2. SPMD samples were processed and extracted by Environmental Sampling Technologies (contact Terri Spencer). All documentation received form EST Labs is included in this Data Validation Report.

3. Northeast Analytical, Inc. received hexane extracts from EST Labs and processed through normal PCB clean-up procedures.

4. No problems encountered during sample extraction, except one half of dialysate for sample 98139-Sta15-Bottom, Haverstraw Bay was lost during preparation.

TECHNICAL AND ADMINISTRATIVE COMMENTS:

1. All QC samples met stated limits.

2. No problem encountered with sample analysis.

LAB MANAGER: Robert S. Wagner DATE: 2/8/99

S:\FORMS\CATB\CASEN\990121A.MNS

SAMPLE CHAIN OF CUSTODY DOCUMENTATION

QEA

Quantitative Environmental Analysis, LLC

ENVIRONMENTAL SAMPLE CHAIN OF CUSTODY

Project: GENhud
Job No. 150

LRF # 98120085

Sampling Personnel: DA, ML, MH

Sample Description	Date	Time	Sample Matrix	Sample Type	No. of Containers	Analysis
STA1-MID	11/10/98	8:02	SPMD		1	PCB ABQ 9387
STA2-MID	11/10/98	8:20	SPMD		1	PCB ABQ 9388
STA3-MID	11/10/98	8:35	SPMD		1	PCB ABQ 9389
STA4-MID	11/10/98	8:45	SPMD		1	PCB ABQ 9390
STA5-MID	11/10/98	9:32	SPMD		1	PCB ABQ 9391
STA6-MID	11/10/98	10:13	SPMD		1	PCB ABQ 9392
STA7-MID	11/10/98	10:53	SPMD		1	PCB ABQ 9393
~~STA8-MID~~ LOST	—	—	SPMD		1	PCB
~~STA9-MID~~ LOST	—	—	SPMD		1	PCB
STA10-MID	11/10/98	16:18	SPMD		1	PCB ABQ 9394

Samples relinquished by:	Diane Achman	Date	Time	Samples received by:	T. Spencer	Date	Time
Organization:	QEA	11/12/98	4:30	Organization:	EST & ABS	13 Nov 98	9:00 AM
Samples relinquished by:	T Spencer	Date	Time	Samples received by:	[illegible]	Date	Time
Organization:	EST Labs	16 Dec 98	16 00	Organization:	NEA	12/17/98	11:00

311518

000006

D:\miscforms\COCform

QEA
Quantitative Environmental Analysis, LLC

ENVIRONMENTAL SAMPLE CHAIN OF CUSTODY

Project: GENhud
Job No. 150

LRF#98120085

Sampling Personnel: DA, ML, MH

Sample Description	Date	Time	Sample Matrix	Sample Type	No. of Containers	Analysis
STA10-MID (DUPLICATE)	11/10/98	16:18	SPMD		1	PCB ABQ9395
STA11-SUR	11/10/98	15:24	SPMD		1	PCB ABQ9396
STA11-SUR (DUPLICATE)	11/10/98	15:24	SPMD		1	PCB ABQ9397
STA11-BOT	11/10/98	15:27	SPMD		1	PCB ABQ9398
~~STA12-SUR~~ LOST	—	—	SPMD		1	PCB
~~STA12-SUR (MATRIX SPIKE)~~ LOST	—	—	SPMD		1	PCB
~~STA12-BOT~~ LOST	—	—	SPMD		1	PCB
STA13-SUR	11/11/98	11:20	SPMD		1	PCB ABQ9399
STA13-BOT	11/11/98	11:23	SPMD		1	PCB ABQ9400
STA14-SUR	11/11/98	11:39	SPMD		1	PCB ABQ9401

Samples relinquished by:	Diane Achman	Date	Time	Samples received by:	T Spencer	Date	Time
Organization:	QEA	11/12/98	4:30	Organization:	EST Labs	13 Nov 98	9:00 AM
Samples relinquished by:	T Spencer	Date	Time	Samples received by:	[illegible]	Date	Time
Organization:	EST Labs	16 Dec 98	16 00	Organization:	NEA	12/17/98	11:00

311519

000007

D:\miscforms\COCform

QEA
Quantitative Environmental Analysis, LLC

ENVIRONMENTAL SAMPLE CHAIN OF CUSTODY

Project: GENhud
Job No. 150

LRF# 98120085

Sampling Personnel: DA, ML, MH

Sample Description	Date	Time	Sample Matrix	Sample Type	No. of Containers	Analysis	
STA14 -BOT	11/11/98	11:41	SPMD		1	PCB	ABQ9402
STA15-SUR	11/11/98	12:35	SPMD		1	PCB	ABQ9403
STA15-SUR (MATRIX SPIKE)	11/11/98	12:35	SPMD		1	PCB	ABQ9404
STA15-BOT	11/11/98	12:37	SPMD		1	PCB	ABQ9405
STA16A-MID	11/11/98	13:43	SPMD		1	PCB	ABQ9406
STA16B-MID	11/11/98	13:26	SPMD		1	PCB	ABQ9407
STA17-SUR	11/12/98	8:45	SPMD		1	PCB	ABQ9408
~~STA17-BOT~~ LOST	—	—	SPMD		1	PCB	
STA18A-SUR	11/12/98	11:19	SPMD		1	PCB	ABQ9409
STA18A-BOT	11/12/98	11:21	SPMD		1	PCB	ABQ9410

Samples relinquished by:	Diane Achman	Date	Time	Samples received by:	[illegible]	Date	Time
Organization:	QEA	11/12/98	4:30	Organization:	EST Labs	13 Nov 98	9:00 AM
Samples relinquished by:	[illegible]	Date	Time	Samples received by:	[illegible]	Date	Time
Organization:	EST Labs	16 Dec 98	1600	Organization:	NEA	12/17/98	11:00

311520

000005

D:\miscforms\COCform

QEA

Quantitative Environmental Analysis, LLC

ENVIRONMENTAL SAMPLE CHAIN OF CUSTODY

Project: GENmud
Job No. 150

LAF # 98120085

Sampling Personnel: DA, ML, MH

Sample Description	Date	Time	Sample Matrix	Sample Type	No. of Containers	Analysis
STA18B -SUR	11/12/98	9:00	SPMD		1	PCB ABQ 9411
STA18B -BOT	11/12/98	9:02	SPMD		1	PCB ABQ 9412
STA19-SUR	11/12/98	9:40	SPMD		1	PCB ABQ 9413
STA19-BOT	11/12/98	9:43	SPMD		1	PCB ABQ 9414
~~STA20A-SUR~~ LOST	—	—	SPMD		1	PCB
~~STA20A-BOT~~ LOST	—	—	SPMD		1	PCB
~~STA20B-SUR~~ LOST	—	—	SPMD		1	PCB
~~STA20B-BOT~~ LOST	—	—	SPMD		1	PCB
TRIP BLANK #1	11/10/98	15:24	SPMD		1	PCB ABQ 9415
TRIP BLANK #2	11/12/98	9:00	SPMD		1	PCB ABQ 9416

Samples relinquished by:	Diane Ashman	Date	Time	Samples received by:	[illegible]	Date	Time
Organization:	QEA	11/12/98	4:30	Organization:	EST Labs	13 Nov 98	9:00 AM
Samples relinquished by:	[illegible]	Date	Time	Samples received by:	[illegible]	Date	Time
Organization:	EST Labs	16 Dec 98	1600	Organization:	NEA	12/17/98	11:00

311521

000009

D:\misc\forms\COCform

311522

NORTHEAST ANALYTICAL, INC.

301 Nott Street, Schenectady, N.Y. 12305
(518)346-4592 Fax (518)381-6055 LRF# 48120085

CHAIN OF CUSTODY RECORD

CLIENT: Quantitative Environmental Analysis
CLIENT CONTACT: Diane Achman
DUE DATE: PHONE#:
PROJECT#/PROJECT NAME: GE Wind #150
LOCATION (CITY/STATE) ADDRESS: Montvale, NJ 07645
REQUIRED TURN AROUND TIME:

SAMPLE ID	DATE	TIME	MATRIX	GRAB/COMP	NEA USE ONLY	# OF CONTAINERS	1	2	3	4	5	6	7	REMARKS
Dialysis Blank A	12/4/98	—	SPMD		ABQ9417	1	X							~~ABQ~~ JD
Dialysis Blank B	12/10/98	—	SPMD		ABQ9418	1	X							~~ABQ~~
Spike Blank	12/10/98		SPMD		ABQ9419	1	X							~~ABQ~~

PARAMETER AND METHOD	SAMPLE BOTTLE:	TYPE	SIZE	PRES.
1 PCB Congener				
2				
3				
4				
5				
6				
7				

NOTE: THE NUMBERED COLUMNS ABOVE CROSS REFERENCE THE NUMBERED COLUMNS FROM TOP RIGHT OF SHEET

SAMPLED BY (PRINT): Diane Achman
COMPANY: QEA
NAME OF COURIER (IF USED):

RELINQUISHED BY:
DATE: TIME:
RECEIVED BY: Diane Achman
DATE: 12/17/98 TIME: 1:00

RELINQUISHED BY:
DATE: TIME:
RECEIVED BY:
DATE: TIME:

RELINQUISHED BY:
DATE: TIME:
RECEIVED BY:
DATE: TIME:

AMBIENT OR CHILLED TEMP _____
PROPERLY PRESERVED: Y N NOTE:
COC TAPE Y N NOTE:
RECEIVED BROKEN OR LEAKING YES NO NOTE:
RCVD W/I HOLDING TIMES: Y N NOTE:
COC DISCREPANCIES Y N NOTE:

WHITE COPY TO LABORATORY YELLOW COPY TO GENERATOR PINK COPY TO [illegible]

000030

INTERNAL SAMPLE TRACKING SHEET

000011

311523

Monday, January 04, 1999

GC SHEET CONGENER

CLIENT : QUANTITIVE ENVIRONMENTAL MATRIX: SPMD PREPARED BY: DM

NEA ID	CLIENT ID	WET WEIGHT (g)	% TOTAL SOLIDS	DRY WEIGHT (g)	SET VOL.	SCR DIL.	SCR RES.	DILUTION SEQUENCE	FINAL MULT.
N/A B	N/A B	N/A		N/A	N/A	N/A			
N/A L	N/A L	N/A		N/A	N/A	N/A			
N/A S	N/A S	N/A		N/A	N/A	N/A			
N/A D	N/A D	N/A		N/A	N/A	N/A			
N/A M	N/A M	N/A		N/A	N/A	N/A			
N/A K	N/A K	N/A		N/A	N/A	N/A			
AB09387	STA1-MID	1.0000	100.0	1.0000	10	10	0.49	N/A	10x
AB09388	STA2-MID	1.0000	100.0	1.0000	10	10	0.40		
AB09389	STA3-MID	1.0000	100.0	1.0000	10	10	0.59		
AB09390	STA4-MID	1.0000	100.0	1.0000	10	10	0.46		
AB09391	STA5-MID	1.0000	100.0	1.0000	10	10	0.63		
AB09392	STA6-MID	1.0000	100.0	1.0000	10	10	0.83		
AB09393	STA7-MID	1.0000	100.0	1.0000	10	10	0.70		
AB09394	STA10-MID	1.0000	100.0	1.0000	10	10	0.57		
AB09395	STA10-MID (DUPLICATE)	1.0000	100.0	1.0000	10	10	0.47		
AB09396	STA11-SUR	1.0000	100.0	1.0000	10	10	0.68		
AB09397	STA11-SUR (DUPLICATE)	1.0000	100.0	1.0000	10	10	0.57		
AB09398	STA11-BOT	1.0000	100.0	1.0000	10	10	0.61		
AB09399	STA13-SUR	1.0000	100.0	1.0000	10	10	0.45		
AB09400	STA13-BOT	1.0000	100.0	1.0000	10	10	0.47		

COMMENTS:

SURROGATE INFORMATION: ___ mL of -5'NCBP @ ___ ppm in hexane

SPIKE INFORMATION: 1.0 mL of A 242 @ 9.90 ppm

311524

000112

Monday, January 04, 1999

GC SHEET CONGENER

CLIENT : QUANTITIVE ENVIRONMENTAL MATRIX: SPMD PREPARED BY: DM

NEA ID	CLIENT ID	WET WEIGHT (g)	% TOTAL SOLIDS	DRY WEIGHT (g)	SET VOL.	SCR DIL.	SCR RES.	DILUTION SEQUENCE	FINAL MULT.
N/A B	N/A B	N/A		N/A	N/A	N/A			
N/A L	N/A L	N/A		N/A	N/A	N/A			
N/A S	N/A S	N/A		N/A	N/A	N/A			
N/A D	N/A D	N/A		N/A	N/A	N/A			
N/A M	N/A M	N/A		N/A	N/A	N/A			
N/A K	N/A K	N/A		N/A	N/A	N/A			
AB09401	STA14-SUR	1.0000	100.0	1.0000	10	10	0.45	N/A	10 x
AB09402	STA14-BOT	1.0000	100.0	1.0000	10	10	0.55		
AB09403	STA15-SUR	1.0000	100.0	1.0000	10	10	0.55		
AB09404	STA15-SUR (MATRIX SPIKE	1.0000	100.0	1.0000	10	10	0.58		KEV 100X
AB09405	STA15-BOT	1.0000	100.0	1.0000	10	10	0.54		KEV 10X
AB09406	STA16A-MID	1.0000	100.0	1.0000	10	10	0.43		
AB09407	STA16B-MID	1.0000	100.0	1.0000	10	10	0.40		
AB09408	STA17-SUR	1.0000	100.0	1.0000	10	10	0.46		
AB09409	STA18A-SUR	1.0000	100.0	1.0000	10	10	0.50		
AB09410	STA18A-BOT	1.0000	100.0	1.0000	10	10	0.49		
AB09411	STA18B-SUR	1.0000	100.0	1.0000	10	10	0.46		
AB09412	STA18B-BOT	1.0000	100.0	1.0000	10	10	0.42		
AB09413	STA19-SUR	1.0000	100.0	1.0000	10	10	0.54		
AB09414	STA19-BOT	1.0000	100.0	1.0000	10	10	0.58		

COMMENTS:

SURROGATE INFORMATION: ___ mL of -5'NCBP @ ___ ppm in hexane

SPIKE INFORMATION: 1.0 mL of A 1242 @ 9.90 ppm

311525

013

Monday, January 04, 1999

GC SHEET CONGENER

CLIENT : QUANTITIVE ENVIRONMENTAL MATRIX: SPMD PREPARED BY: DM

NEA ID	CLIENT ID	WET WEIGHT (g)	% TOTAL SOLIDS	DRY WEIGHT (g)	SET VOL.	SCR DIL.	SCR RES.	DILUTION SEQUENCE	FINAL MULT.
N/A B	N/A B	N/A		N/A	N/A	N/A			
N/A L	N/A L	N/A		N/A	N/A	N/A			
N/A S	N/A S	N/A		N/A	N/A	N/A			
N/A D	N/A D	N/A		N/A	N/A	N/A			
N/A M	N/A M	N/A		N/A	N/A	N/A			
N/A K	N/A K	N/A		N/A	N/A	N/A			
AB09415	TRIP BLANK#1	1.0000	100.0	1.0000	10	10	0.15	N/A	10x
AB09416	TRIP BLANK#2	1.0000	100.0	1.0000	10	10	0.15		
AB09417	DIALYSIS BLANK A	1.0000	100.0	1.0000	10	10	0.16		
AB09418	DIALYSIS BLANK B	1.0000	100.0	1.0000	10	10	0.14		
AB09419	SPIKE BLANK	1.0000	100.0	1.0000	10	10	0.14	KEV.	100X

311526

COMMENTS:

SURROGATE INFORMATION: ___ mL of -5'NCBP @ ___ ppm in hexane

SPIKE INFORMATION: 1.0 mL of A 1242 @ 9.90 ppm

SAMPLE ANALYSIS DATA

PCB SAMPLE ANALYSIS DATA SHEET

LAB NAME: **NORTHEAST ANALYTICAL INC.**

LAB CODE: **NYS ELAP #11078**

CUSTOMER ID: STA1-MID

LAB FILE ID: AB09387

SAMPLE MATRIX: SPMD

DATE RECEIVED: 12/17/98

DATE EXTRACTED: 12/01/98 *

DATE ANALYZED: 01/07/99 TIME 17:59

SAMPLE WT/VOL.: N/A

DILUTION FACTOR: 10.00

EXTRACTION: DIALYSIS and GPC **

SAMPLE CLEANUP: YES
(See SOP, entitled "NEA608CAP Rev. 3.0, 6/90" for cleanup procedures)

OCN(I.S.) PEAK AREA: 8.065×10^4 % DIFF.(</=50%): 7.88

SAMPLE TOTAL PCB CONCENTRATION: 7.58 Total µg

VISUAL AROCLOR ID: Altered A1242

S:\CERT99\990206MA.MNS

PCB SAMPLE ANALYSIS DATA SHEET

LAB NAME: **NORTHEAST ANALYTICAL INC.**

LAB CODE: **NYS ELAP #11078**

CUSTOMER ID: STA2-MID

LAB FILE ID: AB09388

SAMPLE MATRIX: SPMD

DATE RECEIVED: 12/17/98

DATE EXTRACTED: 12/01/98 *

DATE ANALYZED: 01/07/99 TIME 19:21

SAMPLE WT/VOL.: N/A

DILUTION FACTOR: 10.00

EXTRACTION: DIALYSIS and GPC *

SAMPLE CLEANUP: YES
(See SOP, entitled "NEA608CAP Rev. 3.0, 6/90" for cleanup procedures)

OCN(I.S.) PEAK AREA: 8.023×10^4 % DIFF.(</=50%): 8.35

SAMPLE TOTAL PCB CONCENTRATION: 5.65 Total µg

VISUAL AROCLOR ID: Altered A1242

* Dialysis and GPC extraction performed by Environmental Sampling Technologies

S:\CERT99\990206MB.MNS

PCB SAMPLE ANALYSIS DATA SHEET

LAB NAME: **NORTHEAST ANALYTICAL INC.**

LAB CODE: **NYS ELAP #11078**

CUSTOMER ID: STA3-MID

LAB FILE ID: AB09389

SAMPLE MATRIX: SPMD

DATE RECEIVED: 12/17/98

DATE EXTRACTED: 12/01/98 *

DATE ANALYZED: 01/07/99 TIME 20:43

SAMPLE WT/VOL.: N/A

DILUTION FACTOR: 10.00

EXTRACTION: DIALYSIS and GPC *

SAMPLE CLEANUP: YES
(See SOP, entitled "NEA608CAP Rev. 3.0, 6/90" for cleanup procedures)

OCN(I.S.) PEAK AREA: 8.727×10^4 % DIFF.(</=50%): 0.31

SAMPLE TOTAL PCB CONCENTRATION: 7.87 Total µg

VISUAL AROCLOR ID: Altered A1242

* Dialysis and GPC extraction performed by Environmental Sampling Technologies

S:\CERT99\990206MC.MNS

PCB SAMPLE ANALYSIS DATA SHEET

LAB NAME: **NORTHEAST ANALYTICAL INC.**

LAB CODE: **NYS ELAP #11078**

CUSTOMER ID: STA4-MID

LAB FILE ID: AB09390

SAMPLE MATRIX: SPMD

DATE RECEIVED: 12/17/98

DATE EXTRACTED: 12/01/98 *

DATE ANALYZED: 01/07/99 TIME 22:04

SAMPLE WT/VOL.: N/A

DILUTION FACTOR: 10.00

EXTRACTION: DIALYSIS and GPC *

SAMPLE CLEANUP: YES
(See SOP, entitled "NEA608CAP Rev. 3.0, 6/90" for cleanup procedures)

OCN(I.S.) PEAK AREA: 8.490×10^4 % DIFF.(</=50%): 3.01

SAMPLE TOTAL PCB CONCENTRATION: 5.56 Total µg

VISUAL AROCLOR ID: Altered A1242

* Dialysis and GPC extraction performed by Environmental Sampling Technologies

S:\CERT99\990206MD.MNS

PCB SAMPLE ANALYSIS DATA SHEET

LAB NAME: **NORTHEAST ANALYTICAL INC.**

LAB CODE: **NYS ELAP #11078**

CUSTOMER ID: STA5-MID

LAB FILE ID: AB09391

SAMPLE MATRIX: SPMD

DATE RECEIVED: 12/17/98

DATE EXTRACTED: 12/01/98 *

DATE ANALYZED: 01/07/99 TIME 23:26

SAMPLE WT/VOL.: N/A

DILUTION FACTOR: 10.00

EXTRACTION: DIALYSIS and GPC *

SAMPLE CLEANUP: YES
(See SOP, entitled "NEA608CAP Rev. 3.0, 6/90" for cleanup procedures)

OCN(I.S.) PEAK AREA: 8.375×10^4 % DIFF.(</=50%): 4.33

SAMPLE TOTAL PCB CONCENTRATION: 7.64 Total µg

VISUAL AROCLOR ID: Altered A1242

* Dialysis and GPC extraction performed by Environmental Sampling Technologies

S:\CERT99\990206ME.MNS

000020

311532

PCB SAMPLE ANALYSIS DATA SHEET

LAB NAME: **NORTHEAST ANALYTICAL INC.**

LAB CODE: **NYS ELAP #11078**

CUSTOMER ID: STA6-MID

LAB FILE ID: AB09392

SAMPLE MATRIX: SPMD

DATE RECEIVED: 12/17/98

DATE EXTRACTED: 12/01/98 *

DATE ANALYZED: 01/08/99 TIME 0:48

SAMPLE WT/VOL.: N/A

DILUTION FACTOR: 10.00

EXTRACTION: DIALYSIS and GPC *

SAMPLE CLEANUP: YES
(See SOP, entitled "NEA608CAP Rev. 3.0, 6/90" for cleanup procedures)

OCN(I.S.) PEAK AREA: 8.175×10^4 % DIFF.(</=50%): 6.61

SAMPLE TOTAL PCB CONCENTRATION: 9.27 Total µg

VISUAL AROCLOR ID: Altered A1242

* Dialysis and GPC extraction performed by Environmental Sampling Technologies

S:\CERT99\990206MF.MNS

PCB SAMPLE ANALYSIS DATA SHEET

LAB NAME: **NORTHEAST ANALYTICAL INC.**

LAB CODE: **NYS ELAP #11078**

CUSTOMER ID: STA7-MID

LAB FILE ID: AB09393

SAMPLE MATRIX: SPMD

DATE RECEIVED: 12/17/98

DATE EXTRACTED: 12/01/98 *

DATE ANALYZED: 01/08/99 TIME 2:09

SAMPLE WT/VOL.: N/A

DILUTION FACTOR: 10.00

EXTRACTION: DIALYSIS and GPC *

SAMPLE CLEANUP: YES
(See SOP, entitled "NEA608CAP Rev. 3.0, 6/90" for cleanup procedures)

OCN(I.S.) PEAK AREA: 8.164×10^4 % DIFF.(</=50%): 6.74

SAMPLE TOTAL PCB CONCENTRATION: 7.75 Total µg

VISUAL AROCLOR ID: Altered A1242

* Dialysis and GPC extraction performed by Environmental Sampling Technologies

S:\CERT99\990206MG.MNS

PCB SAMPLE ANALYSIS DATA SHEET

LAB NAME: **NORTHEAST ANALYTICAL INC.**

LAB CODE: **NYS ELAP #11078**

CUSTOMER ID: STA10-MID

LAB FILE ID: AB09394

SAMPLE MATRIX: SPMD

DATE RECEIVED: 12/17/98

DATE EXTRACTED: 12/01/98 *

DATE ANALYZED: 01/08/99 TIME 3:31

SAMPLE WT/VOL.: N/A

DILUTION FACTOR: 10.00

EXTRACTION: DIALYSIS and GPC *

SAMPLE CLEANUP: YES
(See SOP, entitled "NEA608CAP Rev. 3.0, 6/90" for cleanup procedures)

OCN(I.S.) PEAK AREA: 8.143×10^4 % DIFF.(</=50%): 6.98

SAMPLE TOTAL PCB CONCENTRATION: 3.47 Total µg

VISUAL AROCLOR ID: Altered A1242

* Dialysis and GPC extraction performed by Environmental Sampling Technologies

S:\CERT99\990206MH.MNS

PCB SAMPLE ANALYSIS DATA SHEET

LAB NAME: **NORTHEAST ANALYTICAL INC.**

LAB CODE: **NYS ELAP #11078**

CUSTOMER ID: STA10-MID (DUP)

LAB FILE ID: AB09395

SAMPLE MATRIX: SPMD

DATE RECEIVED: 12/17/98

DATE EXTRACTED: 12/01/98 *

DATE ANALYZED: 01/08/99 TIME 4:53

SAMPLE WT/VOL.: N/A

DILUTION FACTOR: 10.00

EXTRACTION: DIALYSIS and GPC *

SAMPLE CLEANUP: YES
(See SOP, entitled "NEA608CAP Rev. 3.0, 6/90" for cleanup procedures)

OCN(I.S.) PEAK AREA: 8.215×10^4 % DIFF.(</=50%): 6.16

SAMPLE TOTAL PCB CONCENTRATION: 3.46 Total µg

VISUAL AROCLOR ID: Altered A1242

* Dialysis and GPC extraction performed by Environmental Sampling Technologies

S:\CERT99\990206MI.MNS

000024

311536

PCB SAMPLE ANALYSIS DATA SHEET

LAB NAME: **NORTHEAST ANALYTICAL INC.**

LAB CODE: **NYS ELAP #11078**

CUSTOMER ID: STA11-SUR

LAB FILE ID: AB09396

SAMPLE MATRIX: SPMD

DATE RECEIVED: 12/17/98

DATE EXTRACTED: 12/01/98 *

DATE ANALYZED: 01/08/99 TIME 8:58

SAMPLE WT/VOL.: N/A

DILUTION FACTOR: 10.00

EXTRACTION: DIALYSIS and GPC *

SAMPLE CLEANUP: YES
(See SOP, entitled "NEA608CAP Rev. 3.0, 6/90" for cleanup procedures)

OCN(I.S.) PEAK AREA: 8.489×10^4 % DIFF.(</=50%): 1.79

SAMPLE TOTAL PCB CONCENTRATION: 5.12 Total µg

VISUAL AROCLOR ID: Altered A1242

* Dialysis and GPC extraction performed by Environmental Sampling Technologies

S:\CERT99\990206MJ.MNS

PCB SAMPLE ANALYSIS DATA SHEET

LAB NAME: **NORTHEAST ANALYTICAL INC.**

LAB CODE: **NYS ELAP #11078**

CUSTOMER ID: STA11-SUR (DUP)

LAB FILE ID: AB09397

SAMPLE MATRIX: SPMD

DATE RECEIVED: 12/17/98

DATE EXTRACTED: 12/01/98 *

DATE ANALYZED: 01/08/99 TIME 10:19

SAMPLE WT/VOL.: N/A

DILUTION FACTOR: 10.00

EXTRACTION: DIALYSIS and GPC *

SAMPLE CLEANUP: YES
(See SOP, entitled "NEA608CAP Rev. 3.0, 6/90" for cleanup procedures)

OCN(I.S.) PEAK AREA: 8.369×10^4 % DIFF.(</=50%): 3.17

SAMPLE TOTAL PCB CONCENTRATION: 4.46 Total µg

VISUAL AROCLOR ID: Altered A1242

* Dialysis and GPC extraction performed by Environmental Sampling Technologies

S:\CERT99\990206MK.MNS

000026

311538

PCB SAMPLE ANALYSIS DATA SHEET

LAB NAME: **NORTHEAST ANALYTICAL INC.**

LAB CODE: **NYS ELAP #11078**

CUSTOMER ID: STA11-BOT

LAB FILE ID: AB09398

SAMPLE MATRIX: SPMD

DATE RECEIVED: 12/17/98

DATE EXTRACTED: 12/01/98 *

DATE ANALYZED: 01/08/99 TIME 11:41

SAMPLE WT/VOL.: N/A

DILUTION FACTOR: 10.00

EXTRACTION: DIALYSIS and GPC *

SAMPLE CLEANUP: YES
(See SOP, entitled "NEA608CAP Rev. 3.0, 6/90" for cleanup procedures)

OCN(I.S.) PEAK AREA: 8.261×10^4 % DIFF.(</=50%): 4.42

SAMPLE TOTAL PCB CONCENTRATION: 4.32 Total µg

VISUAL AROCLOR ID: Altered A1242

* Dialysis and GPC extraction performed by Environmental Sampling Technologies

S:\CERT99\990206ML.MNS

PCB SAMPLE ANALYSIS DATA SHEET

LAB NAME: **NORTHEAST ANALYTICAL INC.**

LAB CODE: **NYS ELAP #11078**

CUSTOMER ID: STA13-SUR

LAB FILE ID: AB09399

SAMPLE MATRIX: SPMD

DATE RECEIVED: 12/17/98

DATE EXTRACTED: 12/01/98 *

DATE ANALYZED: 01/12/99 TIME 18:29

SAMPLE WT/VOL.: N/A

DILUTION FACTOR: 10.00

EXTRACTION: DIALYSIS and GPC *

SAMPLE CLEANUP: YES
(See SOP, entitled "NEA608CAP Rev. 3.0, 6/90" for cleanup procedures)

OCN(I.S.) PEAK AREA: 7.589×10^4 % DIFF.(</=50%): 17.75

SAMPLE TOTAL PCB CONCENTRATION: 3.60 Total µg

VISUAL AROCLOR ID: Altered A1242

* Dialysis and GPC extraction performed by Environmental Sampling Technologies

S:\CERT99\990208MA.MNS

000028

311540

PCB SAMPLE ANALYSIS DATA SHEET

LAB NAME: **NORTHEAST ANALYTICAL INC.**

LAB CODE: **NYS ELAP #11078**

CUSTOMER ID: STA13-BOT

LAB FILE ID: AB09400

SAMPLE MATRIX: SPMD

DATE RECEIVED: 12/17/98

DATE EXTRACTED: 12/01/98 *

DATE ANALYZED: 01/08/99 TIME 14:25

SAMPLE WT/VOL.: N/A

DILUTION FACTOR: 10.00

EXTRACTION: DIALYSIS and GPC *

SAMPLE CLEANUP: YES
(See SOP, entitled "NEA608CAP Rev. 3.0, 6/90" for cleanup procedures)

OCN(I.S.) PEAK AREA: 8.278×10^4 % DIFF.(</=50%): 4.23

SAMPLE TOTAL PCB CONCENTRATION: 3.39 Total µg

VISUAL AROCLOR ID: Altered A1242

* Dialysis and GPC extraction performed by Environmental Sampling Technologies

S:\CERT99\990206MN.MNS

PCB SAMPLE ANALYSIS DATA SHEET

LAB NAME: **NORTHEAST ANALYTICAL INC.**

LAB CODE: **NYS ELAP #11078**

CUSTOMER ID: STA14-SUR

LAB FILE ID: AB09401

SAMPLE MATRIX: SPMD

DATE RECEIVED: 12/17/98

DATE EXTRACTED: 12/01/98 *

DATE ANALYZED: 01/08/99 TIME 15:47

SAMPLE WT/VOL.: N/A

DILUTION FACTOR: 10.00

EXTRACTION: DIALYSIS and GPC *

SAMPLE CLEANUP: YES
(See SOP, entitled "NEA608CAP Rev. 3.0, 6/90" for cleanup procedures)

OCN(I.S.) PEAK AREA: 6.930×10^4 % DIFF.(</=50%): 19.83

SAMPLE TOTAL PCB CONCENTRATION: 3.48 Total µg

VISUAL AROCLOR ID: Altered A1242

* Dialysis and GPC extraction performed by Environmental Sampling Technologies

S:\CERT99\990206MO.MNS

000050

311542

PCB SAMPLE ANALYSIS DATA SHEET

LAB NAME: **NORTHEAST ANALYTICAL INC.**

LAB CODE: **NYS ELAP #11078**

CUSTOMER ID: STA14-BOT

LAB FILE ID: AB09402

SAMPLE MATRIX: SPMD

DATE RECEIVED: 12/17/98

DATE EXTRACTED: 12/01/98 *

DATE ANALYZED: 01/08/99 TIME 17:08

SAMPLE WT/VOL.: N/A

DILUTION FACTOR: 10.00

EXTRACTION: DIALYSIS and GPC *

SAMPLE CLEANUP: YES
(See SOP, entitled "NEA608CAP Rev. 3.0, 6/90" for cleanup procedures)

OCN(I.S.) PEAK AREA: 7.947×10^4 % DIFF.(</=50%): 8.06

SAMPLE TOTAL PCB CONCENTRATION: 4.14 Total µg

VISUAL AROCLOR ID: Altered A1242

* Dialysis and GPC extraction performed by Environmental Sampling Technologies

S:\CERT99\990206MP.MNS

PCB SAMPLE ANALYSIS DATA SHEET

LAB NAME: **NORTHEAST ANALYTICAL INC.**

LAB CODE: **NYS ELAP #11078**

CUSTOMER ID: STA15-SUR

LAB FILE ID: AB09403

SAMPLE MATRIX: SPMD

DATE RECEIVED: 12/17/98

DATE EXTRACTED: 12/01/98 *

DATE ANALYZED: 01/08/99 TIME 18:30

SAMPLE WT/VOL.: N/A

DILUTION FACTOR: 10.00

EXTRACTION: DIALYSIS and GPC *

SAMPLE CLEANUP: YES
(See SOP, entitled "NEA608CAP Rev. 3.0, 6/90" for cleanup procedures)

OCN(I.S.) PEAK AREA: 8.103×10^4 % DIFF.(</=50%): 6.26

SAMPLE TOTAL PCB CONCENTRATION: 4.24 Total µg

VISUAL AROCLOR ID: Altered A1242

* Dialysis and GPC extraction performed by Environmental Sampling Technologies

S:\CERT99\990207MA.MNS

000032

311544

PCB SAMPLE ANALYSIS DATA SHEET

LAB NAME: **NORTHEAST ANALYTICAL INC.**

LAB CODE: **NYS ELAP #11078**

CUSTOMER ID: STA15-SUR (MATRIX SPIKE)

LAB FILE ID: AB09404

SAMPLE MATRIX: SPMD

DATE RECEIVED: 12/17/98

DATE EXTRACTED: 12/01/98 *

DATE ANALYZED: 01/12/99 TIME 19:51

SAMPLE WT/VOL.: N/A

DILUTION FACTOR: 100.00

EXTRACTION: DIALYSIS and GPC *

SAMPLE CLEANUP: YES
(See SOP, entitled "NEA608CAP Rev. 3.0, 6/90" for cleanup procedures)

OCN(I.S.) PEAK AREA: 7.811×10^{4} % DIFF.(</=50%): 15.36

SAMPLE TOTAL PCB CONCENTRATION: 111.92 Total µg

VISUAL AROCLOR ID: PCB added to sample

* Dialysis and GPC extraction performed by Environmental Sampling Technologies

S:\CERT99\990207MB.MNS

PCB SAMPLE ANALYSIS DATA SHEET

LAB NAME: **NORTHEAST ANALYTICAL INC.**

LAB CODE: **NYS ELAP #11078**

CUSTOMER ID: STA15-BOT

LAB FILE ID: AB09405

SAMPLE MATRIX: SPMD

DATE RECEIVED: 12/17/98

DATE EXTRACTED: 12/01/98 *

DATE ANALYZED: 01/08/99 TIME 23:57

SAMPLE WT/VOL.: N/A

DILUTION FACTOR: 10.00

EXTRACTION: DIALYSIS and GPC *

SAMPLE CLEANUP: YES
(See SOP, entitled "NEA608CAP Rev. 3.0, 6/90" for cleanup procedures)

OCN(I.S.) PEAK AREA: 7.747×10^4 % DIFF.(</=50%): 2.75

SAMPLE TOTAL PCB CONCENTRATION: 3.54 Total µg

VISUAL AROCLOR ID: Altered A1242

* Dialysis and GPC extraction performed by Environmental Sampling Technologies

S:\CERT99\990207MC.MNS

PCB SAMPLE ANALYSIS DATA SHEET

LAB NAME: **NORTHEAST ANALYTICAL INC.**

LAB CODE: **NYS ELAP #11078**

CUSTOMER ID: STA16A-MID

LAB FILE ID: AB09406

SAMPLE MATRIX: SPMD

DATE RECEIVED: 12/17/98

DATE EXTRACTED: 12/01/98 *

DATE ANALYZED: 01/09/99 TIME 1:18

SAMPLE WT/VOL.: N/A

DILUTION FACTOR: 10.00

EXTRACTION: DIALYSIS and GPC *

SAMPLE CLEANUP: YES
(See SOP, entitled "NEA608CAP Rev. 3.0, 6/90" for cleanup procedures)

OCN(I.S.) PEAK AREA: 7.467×10^4 % DIFF.(</=50%): 6.26

SAMPLE TOTAL PCB CONCENTRATION: 2.12 Total µg

VISUAL AROCLOR ID: Altered A1242

* Dialysis and GPC extraction performed by Environmental Sampling Technologies

S:\CERT99\990207MD.MNS

PCB SAMPLE ANALYSIS DATA SHEET

LAB NAME: **NORTHEAST ANALYTICAL INC.**

LAB CODE: **NYS ELAP #11078**

CUSTOMER ID: STA16B-MID

LAB FILE ID: AB09407

SAMPLE MATRIX: SPMD

DATE RECEIVED: 12/17/98

DATE EXTRACTED: 12/01/98 *

DATE ANALYZED: 01/09/99 TIME 2:40

SAMPLE WT/VOL.: N/A

DILUTION FACTOR: 10.00

EXTRACTION: DIALYSIS and GPC *

SAMPLE CLEANUP: YES
(See SOP, entitled "NEA608CAP Rev. 3.0, 6/90" for cleanup procedures)

OCN(I.S.) PEAK AREA: 7.100×10^4 % DIFF.(</=50%): 10.87

SAMPLE TOTAL PCB CONCENTRATION: 1.57 Total µg

VISUAL AROCLOR ID: Altered A1242

* Dialysis and GPC extraction performed by Environmental Sampling Technologies

S:\CERT99\990207ME.MNS

000036

311548

PCB SAMPLE ANALYSIS DATA SHEET

LAB NAME: **NORTHEAST ANALYTICAL INC.**

LAB CODE: **NYS ELAP #11078**

CUSTOMER ID: STA17-SUR

LAB FILE ID: AB09408

SAMPLE MATRIX: SPMD

DATE RECEIVED: 12/17/98

DATE EXTRACTED: 12/01/98 *

DATE ANALYZED: 01/09/99 TIME 4:01

SAMPLE WT/VOL.: N/A

DILUTION FACTOR: 10.00

EXTRACTION: DIALYSIS and GPC *

SAMPLE CLEANUP: YES
(See SOP, entitled "NEA608CAP Rev. 3.0, 6/90" for cleanup procedures)

OCN(I.S.) PEAK AREA: 8.380×10^4 % DIFF.(</=50%): 5.21

SAMPLE TOTAL PCB CONCENTRATION: 2.31 Total µg

VISUAL AROCLOR ID: Altered A1242

* Dialysis and GPC extraction performed by Environmental Sampling Technologies

S:\CERT99\990207MF.MNS

PCB SAMPLE ANALYSIS DATA SHEET

LAB NAME: **NORTHEAST ANALYTICAL INC.**

LAB CODE: **NYS ELAP #11078**

CUSTOMER ID: STA18A-SUR

LAB FILE ID: AB09409

SAMPLE MATRIX: SPMD

DATE RECEIVED: 12/17/98

DATE EXTRACTED: 12/01/98 *

DATE ANALYZED: 01/09/99 TIME 5:23

SAMPLE WT/VOL.: N/A

DILUTION FACTOR: 10.00

EXTRACTION: DIALYSIS and GPC *

SAMPLE CLEANUP: YES
(See SOP, entitled "NEA608CAP Rev. 3.0, 6/90" for cleanup procedures)

OCN(I.S.) PEAK AREA: 8.047×10^4 % DIFF.(</=50%): 1.02

SAMPLE TOTAL PCB CONCENTRATION: 2.47 Total µg

VISUAL AROCLOR ID: Altered A1242

* Dialysis and GPC extraction performed by Environmental Sampling Technologies

S:\CERT99\990207MG.MNS

PCB SAMPLE ANALYSIS DATA SHEET

LAB NAME: **NORTHEAST ANALYTICAL INC.**

LAB CODE: **NYS ELAP #11078**

CUSTOMER ID: STA18A-BOT

LAB FILE ID: AB09410

SAMPLE MATRIX: SPMD

DATE RECEIVED: 12/17/98

DATE EXTRACTED: 12/01/98 *

DATE ANALYZED: 01/09/99 TIME 6:45

SAMPLE WT/VOL.: N/A

DILUTION FACTOR: 10.00

EXTRACTION: DIALYSIS and GPC *

SAMPLE CLEANUP: YES
(See SOP, entitled "NEA608CAP Rev. 3.0, 6/90" for cleanup procedures)

OCN(I.S.) PEAK AREA: 7.575×10^4 % DIFF.(</=50%): 4.91

SAMPLE TOTAL PCB CONCENTRATION: 2.38 Total µg

VISUAL AROCLOR ID: Altered A1242

* Dialysis and GPC extraction performed by Environmental Sampling Technologies

S:\CERT99\990207MH.MNS

PCB SAMPLE ANALYSIS DATA SHEET

LAB NAME: **NORTHEAST ANALYTICAL INC.**

LAB CODE: **NYS ELAP #11078**

CUSTOMER ID: STA18B-SUR

LAB FILE ID: AB09411

SAMPLE MATRIX: SPMD

DATE RECEIVED: 12/17/98

DATE EXTRACTED: 12/01/98 *

DATE ANALYZED: 01/09/99 TIME 8:06

SAMPLE WT/VOL.: N/A

DILUTION FACTOR: 10.00

EXTRACTION: DIALYSIS and GPC *

SAMPLE CLEANUP: YES
(See SOP, entitled "NEA608CAP Rev. 3.0, 6/90" for cleanup procedures)

OCN(I.S.) PEAK AREA: 6.951×10^4 % DIFF.(</=50%): 12.73

SAMPLE TOTAL PCB CONCENTRATION: 2.32 Total µg

VISUAL AROCLOR ID: Altered A1242

* Dialysis and GPC extraction performed by Environmental Sampling Technologies

S:\CERT99\990207MI.MNS

PCB SAMPLE ANALYSIS DATA SHEET

LAB NAME: **NORTHEAST ANALYTICAL INC.**

LAB CODE: **NYS ELAP #11078**

CUSTOMER ID: STA18B-BOT

LAB FILE ID: AB09412

SAMPLE MATRIX: SPMD

DATE RECEIVED: 12/17/98

DATE EXTRACTED: 12/01/98 *

DATE ANALYZED: 01/09/99 TIME 9:28

SAMPLE WT/VOL.: N/A

DILUTION FACTOR: 10.00

EXTRACTION: DIALYSIS and GPC *

SAMPLE CLEANUP: YES
(See SOP, entitled "NEA608CAP Rev. 3.0, 6/90" for cleanup procedures)

OCN(I.S.) PEAK AREA: 8.694×10^4 % DIFF.(</=50%): 9.14

SAMPLE TOTAL PCB CONCENTRATION: 2.25 Total µg

VISUAL AROCLOR ID: Altered A1242

* Dialysis and GPC extraction performed by Environmental Sampling Technologies

S:\CERT99\990207MJ.MNS

PCB SAMPLE ANALYSIS DATA SHEET

LAB NAME: **NORTHEAST ANALYTICAL INC.**

LAB CODE: **NYS ELAP #11078**

CUSTOMER ID: STA19-SUR

LAB FILE ID: AB09413

SAMPLE MATRIX: SPMD

DATE RECEIVED: 12/17/98

DATE EXTRACTED: 12/01/98 *

DATE ANALYZED: 01/09/99 TIME 10:50

SAMPLE WT/VOL.: N/A

DILUTION FACTOR: 10.00

EXTRACTION: DIALYSIS and GPC *

SAMPLE CLEANUP: YES
(See SOP, entitled "NEA608CAP Rev. 3.0, 6/90" for cleanup procedures)

OCN(I.S.) PEAK AREA: 8.416×10^4 % DIFF.(</=50%): 5.66

SAMPLE TOTAL PCB CONCENTRATION: 2.02 Total µg

VISUAL AROCLOR ID: Altered A1242

* Dialysis and GPC extraction performed by Environmental Sampling Technologies

S:\CERT99\990207MK.MNS

000042

311554

PCB SAMPLE ANALYSIS DATA SHEET

LAB NAME: **NORTHEAST ANALYTICAL INC.**

LAB CODE: NYS ELAP #11078

CUSTOMER ID: STA19-BOT

LAB FILE ID: AB09414

SAMPLE MATRIX: SPMD

DATE RECEIVED: 12/17/98

DATE EXTRACTED: 12/01/98 *

DATE ANALYZED: 01/09/99 TIME 14:55

SAMPLE WT/VOL.: N/A

DILUTION FACTOR: 10.00

EXTRACTION: DIALYSIS and GPC *

SAMPLE CLEANUP: YES
(See SOP, entitled "NEA608CAP Rev. 3.0, 6/90" for cleanup procedures)

OCN(I.S.) PEAK AREA: 8.271×10^4 % DIFF.(</=50%): 6.47

SAMPLE TOTAL PCB CONCENTRATION: 2.25 Total µg

VISUAL AROCLOR ID: Altered A1242

* Dialysis and GPC extraction performed by Environmental Sampling Technologies

S:\CERT99\990207ML.MNS

PCB SAMPLE ANALYSIS DATA SHEET

LAB NAME: **NORTHEAST ANALYTICAL INC.**

LAB CODE: **NYS ELAP #11078**

CUSTOMER ID: TRIP BLANK #1

LAB FILE ID: AB09415

SAMPLE MATRIX: SPMD

DATE RECEIVED: 12/17/98

DATE EXTRACTED: 12/01/98 *

DATE ANALYZED: 01/09/99 TIME 16:16

SAMPLE WT/VOL.: N/A

DILUTION FACTOR: 10.00

EXTRACTION: DIALYSIS and GPC *

SAMPLE CLEANUP: YES
(See SOP, entitled "NEA608CAP Rev. 3.0, 6/90" for cleanup procedures)

OCN(I.S.) PEAK AREA: 7.696×10^4 % DIFF.(</=50%): 0.94

SAMPLE TOTAL PCB CONCENTRATION: 0.092 Total µg

VISUAL AROCLOR ID: No Aroclor Pattern

* Dialysis and GPC extraction performed by Environmental Sampling Technologies

S:\CERT99\990207MM.MNS

PCB SAMPLE ANALYSIS DATA SHEET

LAB NAME: NORTHEAST ANALYTICAL INC.

LAB CODE: NYS ELAP #11078

CUSTOMER ID: TRIP BLANK #2

LAB FILE ID: AB09416

SAMPLE MATRIX: SPMD

DATE RECEIVED: 12/17/98

DATE EXTRACTED: 12/01/98 *

DATE ANALYZED: 01/09/99 TIME 17:38

SAMPLE WT/VOL.: N/A

DILUTION FACTOR: 10.00

EXTRACTION: DIALYSIS and GPC *

SAMPLE CLEANUP: YES
(See SOP, entitled "NEA608CAP Rev. 3.0, 6/90" for cleanup procedures)

OCN(I.S.) PEAK AREA: 7.503×10^4 % DIFF.(</=50%): 3.42

SAMPLE TOTAL PCB CONCENTRATION: 0.123 Total µg

VISUAL AROCLOR ID: No Aroclor Pattern

* Dialysis and GPC extraction performed by Environmental Sampling Technologies

S:\CERT99\990207MN.MNS

PCB SAMPLE ANALYSIS DATA SHEET

LAB NAME: **NORTHEAST ANALYTICAL INC.**

LAB CODE: **NYS ELAP #11078**

CUSTOMER ID: DIALYSIS BLANK A

LAB FILE ID: AB09417

SAMPLE MATRIX: SPMD

DATE RECEIVED: 12/17/98

DATE EXTRACTED: 12/01/98 *

DATE ANALYZED: 01/09/99 TIME 19:00

SAMPLE WT/VOL.: N/A

DILUTION FACTOR: 10.00

EXTRACTION: DIALYSIS and GPC *

SAMPLE CLEANUP: YES
(See SOP, entitled "NEA608CAP Rev. 3.0, 6/90" for cleanup procedures)

OCN(I.S.) PEAK AREA: 7.329×10^4 % DIFF.(</=50%): 5.67

SAMPLE TOTAL PCB CONCENTRATION: 0.219 Total µg

VISUAL AROCLOR ID: No Aroclor Pattern

* Dialysis and GPC extraction performed by Environmental Sampling Technologies

S:\CERT99\990207MO.MNS

000046

311558

PCB SAMPLE ANALYSIS DATA SHEET

LAB NAME: **NORTHEAST ANALYTICAL INC.**

LAB CODE: **NYS ELAP #11078**

CUSTOMER ID: DIALYSIS BLANK B

LAB FILE ID: AB09418

SAMPLE MATRIX: SPMD

DATE RECEIVED: 12/17/98

DATE EXTRACTED: 12/01/98 *

DATE ANALYZED: 01/09/99 TIME 20:21

SAMPLE WT/VOL.: N/A

DILUTION FACTOR: 10.00

EXTRACTION: DIALYSIS and GPC *

SAMPLE CLEANUP: YES
(See SOP, entitled "NEA608CAP Rev. 3.0, 6/90" for cleanup procedures)

OCN(I.S.) PEAK AREA: 8.720×10^4 % DIFF.(</=50%): 12.23

SAMPLE TOTAL PCB CONCENTRATION: 0.214 Total µg

VISUAL AROCLOR ID: No Aroclor Pattern

* Dialysis and GPC extraction performed by Environmental Sampling Technologies

S:\CERT99\990207MP.MNS

PCB SAMPLE ANALYSIS DATA SHEET

LAB NAME: **NORTHEAST ANALYTICAL INC.**

LAB CODE: **NYS ELAP #11078**

CUSTOMER ID: SPIKE BLANK

LAB FILE ID: AB09419

SAMPLE MATRIX: SPMD

DATE RECEIVED: 12/17/98

DATE EXTRACTED: 12/01/98 *

DATE ANALYZED: 01/12/99 TIME 21:12

SAMPLE WT/VOL.: N/A

DILUTION FACTOR: 100.00

EXTRACTION: DIALYSIS and GPC *

SAMPLE CLEANUP: YES
(See SOP, entitled "NEA608CAP Rev. 3.0, 6/90" for cleanup procedures)

OCN(I.S.) PEAK AREA: 8.157×10^4 % DIFF.(</=50%): 11.60

SAMPLE TOTAL PCB CONCENTRATION: 104.42 Total µg

VISUAL AROCLOR ID: PCB Added to Sample

* Dialysis and GPC extraction performed by Environmental Sampling Technologies

S:\CERT99\990207MQ.MNS

PCB LABORATORY CONTROL SPIKE SUMMARY

LAB NAME: NORTHEAST ANALYTICAL, INC.

LAB CODE: NYS ELAP #11078

SAMPLE MATRIX (CIRCLE): SOIL SEDIMENT WATER FILTERED WATER
: BIOTA OTHER SPMD

LABORATORY SAMPLE ID: AB09419

LABORATORY FILE ID: AB09419

LABORATORY SPIKE RECOVERY

ANALYTE	SPIKE AMT. ADDED µg/mL	SPIKE CONC. µg/mL	SPIKE % RECOVERY (70%-130%)
TOTAL PCB	0.990	1.04	105

COMMENTS:

PCB MATRIX SPIKE SUMMARY

LAB NAME: NORTHEAST ANALYTICAL, INC.

LAB CODE: NYS ELAP #11078

SAMPLE MATRIX (CIRCLE): SOIL SEDIMENT WATER FILTERED WATER
: BIOTA OTHER SPMD

SAMPLE USED FOR MS: AB09404

ORIGINAL SAMPLE: AB09403

MATRIX SPIKE RECOVERY

ANALYTE	SPIKE AMT. ADDED µg/mL	SAMPLE CONC. µg/mL	MATRIX SPIKE CONC. µg/mL	MATRIX SPIKE % RECOVERY (70%-130%)
TOTAL PCB	0.990	0.042	1.12	109

COMMENTS:

000050

311562

PCB DUPLICATE SAMPLE ANALYSIS SUMMARY

LAB NAME: NORTHEAST ANALYTICAL, INC.

LAB CODE: NYS ELAP #11078

SAMPLE MATRIX (CIRCLE): SOIL SEDIMENT WATER FILTERED_WATER

: BIOTA OTHER SPMD

SAMPLE USED FOR DUPLICATE ANALYSIS: AB09395

ORIGINAL SAMPLE: AB09394

DUPLICATE SAMPLE RELATIVE PERCENT DIFFERENCE

ANALYTE	SAMPLE CONC. Total µg	DUPLICATE SAMPLE CONC. Total µg	RELATIVE % DIFFERENCE(*)
TOTAL PCB	3.47	3.46	0.29

*-RPD< 25% FOR TOTAL PCB CONC. > 0.5 PPM
RPD< 50% FOR TOTAL PCB CONC. < 0.5 PPM

COMMENTS:

000050A

PCB DUPLICATE SAMPLE ANALYSIS SUMMARY

LAB NAME: NORTHEAST ANALYTICAL, INC.

LAB CODE: NYS ELAP #11078

SAMPLE MATRIX (CIRCLE): SOIL SEDIMENT WATER FILTERED WATER

: BIOTA OTHER SPMD

SAMPLE USED FOR DUPLICATE ANALYSIS: AB09397

ORIGINAL SAMPLE: AB09396

DUPLICATE SAMPLE RELATIVE PERCENT DIFFERENCE

ANALYTE	SAMPLE CONC. Total µg	DUPLICATE SAMPLE CONC. Total µg	RELATIVE % DIFFERENCE(*)
TOTAL PCB	5.12	4.46	13.8

*-RPD< 25% FOR TOTAL PCB CONC. > 0.5 PPM
RPD< 50% FOR TOTAL PCB CONC. < 0.5 PPM

COMMENTS:

PCB METHOD BLANK SUMMARY

LAB NAME: NORTHEAST ANALYTICAL INC.

LAB CODE: NYS ELAP #11078

LAB SAMPLE ID: TRIP BLANK #1

LAB FILE ID: AB09415

SAMPLE MATRIX: SPMD

EXTRACTION: DIALYSIS and GPC*

DATE EXTRACTED: 12/01/98*

DATE ANALYZED: 01/09/99

TIME ANALYZED: 16:16

INSTRUMENT ID: GC-9

GC COLUMN ID: J&W, DB-1, 30 METER

BLANK WT/VOL.: N/A

DILUTION FACTOR: 10.00

SAMPLE CLEANUP: YES

(See SOP, entitled "NEA608CAP Rev. 3.0, 6/90" for cleanup procedures)

SAMPLE TOTAL PCB CONCENTRATION: 0.092 Total µg

* Dialysis and GPC extraction performed by Environmental Sampling Technologies

PCB METHOD BLANK SUMMARY

LAB NAME: NORTHEAST ANALYTICAL INC.

LAB CODE: NYS ELAP #11078

LAB SAMPLE ID: TRIP BLANK #2

LAB FILE ID: AB09416

SAMPLE MATRIX: SPMD

EXTRACTION: DIALYSIS and GPC*

DATE EXTRACTED: 12/01/98*

DATE ANALYZED: 01/09/99

TIME ANALYZED: 17:38

INSTRUMENT ID: GC-9

GC COLUMN ID: J&W, DB-1, 30 METER

BLANK WT/VOL.: N/A

DILUTION FACTOR: 10.00

SAMPLE CLEANUP: YES

(See SOP, entitled "NEA608CAP Rev. 3.0, 6/90" for cleanup procedures)

SAMPLE TOTAL PCB CONCENTRATION: 0.123 Total µg

* Dialysis and GPC extraction performed by Environmental Sampling Technologies

PCB METHOD BLANK SUMMARY

LAB NAME: NORTHEAST ANALYTICAL INC.

LAB CODE: NYS ELAP #11078

LAB SAMPLE ID: DIALYSIS BLANK A

LAB FILE ID: AB09417

SAMPLE MATRIX: SPMD

EXTRACTION: DIALYSIS and GPC*

DATE EXTRACTED: 12/01/98*

DATE ANALYZED: 01/09/99

TIME ANALYZED: 19:00

INSTRUMENT ID: GC-9

GC COLUMN ID: J&W, DB-1, 30 METER

BLANK WT/VOL.: N/A

DILUTION FACTOR: 10.00

SAMPLE CLEANUP: YES

(See SOP, entitled "NEA608CAP Rev. 3.0, 6/90" for cleanup procedures)

SAMPLE TOTAL PCB CONCENTRATION: 0.219 Total µg

* Dialysis and GPC extraction performed by Environmental Sampling Technologies

PCB METHOD BLANK SUMMARY

LAB NAME: NORTHEAST ANALYTICAL INC.

LAB CODE: NYS ELAP #11078

LAB SAMPLE ID: DIALYSIS BLANK B

LAB FILE ID: AB09418

SAMPLE MATRIX: SPMD

EXTRACTION: DIALYSIS and GPC*

DATE EXTRACTED: 12/01/98*

DATE ANALYZED: 01/09/99

TIME ANALYZED: 20:21

INSTRUMENT ID: GC-9

GC COLUMN ID: J&W, DB-1, 30 METER

BLANK WT/VOL.: N/A

DILUTION FACTOR: 10.00

SAMPLE CLEANUP: YES

(See SOP, entitled "NEA608CAP Rev. 3.0, 6/90" for cleanup procedures)

SAMPLE TOTAL PCB CONCENTRATION: 0.214 Total µg

* Dialysis and GPC extraction performed by Environmental Sampling Technologies

SAMPLE RAW DATA REPORTS

NORTHEAST ANALYTICAL, INC.

301 NOTT STREET
SCHENECTADY, NY 12305
(518) 346-4592

PCB SUMMARY REPORT

NEA FILE NAME: AB09387.hrs

CUSTOMER: GENERAL ELECTRIC COMPANY (QEA)
SAMPLE DESCRIPTION: STA1-MID
COMMENT: 1999 CSPCB SPMD SAMPLES PROJECT GENHUD #150 COC:12/17/98
DATE ACQUIRED: 7-JAN-1999 17:59

Total PCBs in Sample= 7.58 Total ug

PCB Homolog Distribution

Homologs	Wt. %	Mole %
Mono	9.71	12.33
Di	44.24	47.46
Tri	26.28	24.45
Tetra	14.49	11.94
Penta	4.36	3.22
Hexa	0.82	0.55
Hepta	0.10	0.06
Octa	0.00	0.00
Nona	0.00	0.00
Deca	0.00	0.00

NOMINAL 'AROCLOR' Distribution

Aroclor	Indicator Peak (PK#/IUPAC#)	Amount Total ug	Percent SEDIMENT	Percent BIOTA
A1221	2/001	0.7354	62.7	62.8
A1242	23+24/31+28	0.3929	33.5	33.6
A1254SED	61/110	0.0445	3.8	
A1254BIO	***/###	0.0414		3.5
A1260	102/180	0.0009	0.1	0.1
A1268	115/194	0.0000	0.0	0.0

***/###:69+75+82/149+153+138

ortho Cl / biphenyl Residue = 1.70

Meta + Para Cl / biphenyl Residue = 0.78

TOTAL Cl / biphenyl Residue = 2.48

000057

311570

NORTHEAST ANALYTICAL, INC.

301 NOTT STREET
SCHENECTADY, NY 12305
(518) 346-4592

PCB CONGENER AMOUNT REPORT

NEA FILE NAME: AB09387.mol

CUSTOMER: GENERAL ELECTRIC COMPANY (QEA)
SAMPLE DESCRIPTION: STA1-MID
COMMENT: 1999 CSPCB SPMD SAMPLES PROJECT GENHUD #150 COC:12/17/98
DATE ACQUIRED: 7-JAN-1999 17:59

TYPE FOR MIXED PEAK DECONVOLUTION= S

PEAK NO.	RETENTION TIME	MOLECULAR WT.	PEAK AREA	AMOUNT (Total ug)	Nanomoles
1	0.00	154.20	0.0	0.00000	0.00000
2	17.67	188.70	615.3	0.73540	3.89719
3	0.00	188.70	0.0	0.00000	0.00000
4	0.00	188.70	0.0	0.00000	0.00000
5	19.97	223.10	6014.4	2.76912	12.41201
6	20.92	223.10	279.9	0.01754	0.07862
7	21.26	223.10	467.9	0.06234	0.27943
8	21.46	223.10	1740.2	0.45522	2.04043
9	0.00	223.10	0.0	0.00000	0.00000
10	22.10	257.50	2813.8	0.23877	0.92726
11	0.00	257.50	0.0	0.00000	0.00000
12	0.00	223.10	0.0	0.00000	0.00000
13	22.80	223.10	49.7	0.00421	0.01887
14	22.95	249.00	1973.1	0.17445	0.70060
15	23.03	257.50	1837.4	0.32392	1.25794
16	23.30	257.50	3453.1	0.16293	0.63274
17	23.57	257.50	3229.3	0.30276	1.17577
18	0.00	257.50	0.0	0.00000	0.00000
19	23.95	267.90	168.2	0.02639	0.09851
20	24.11	257.50	29.4	0.00136	0.00528
21	24.22	257.50	1564.6	0.10814	0.41996
22	24.29	257.50	645.8	0.03185	0.12369
23	24.47	257.50	3553.9	0.22206	0.86237
24	24.51	257.50	3415.5	0.17081	0.66334
25	24.84	259.50	1719.6	0.11876	0.45765
	25.00	258.70	1564.5	0.10454	0.40410
27	25.19	292.00	578.0	0.03808	0.13041
28	0.00	257.50	0.0	0.00000	0.00000
29	25.42	292.00	174.5	0.01310	0.04486
30	0.00	257.50	0.0	0.00000	0.00000
31	25.68	292.00	2538.1	0.26015	0.89092
32	25.81	292.00	2395.9	0.11825	0.40497

000058

311571

33	25.90	292.00	1657.3	0.05686	0.19473
34	25.95	292.00	448.9	0.02055	0.07038
35	0.00	292.00	0.0	0.00000	0.00000
36	26.13	257.50	24.9	0.00508	0.01973
37	26.27	292.00	1735.7	0.10571	0.36202
38	26.37	272.40	1479.8	0.10629	0.39020
39	26.65	292.00	2707.3	0.11773	0.40318
	0.00	292.00	0.0	0.00000	0.00000
[illegible]	26.78	326.40	105.0	0.01993	0.06106
42	26.85	292.00	485.2	0.02530	0.08664
43	27.05	298.90	71.0	0.00901	0.03014
44	27.19	298.90	158.9	0.00527	0.01763
45	27.31	292.00	231.0	0.00807	0.02764
46	27.44	292.00	935.1	0.02855	0.09777
47	27.55	292.00	1203.0	0.04756	0.16288
48	27.63	293.50	2171.0	0.12664	0.43148
49	27.86	324.70	321.7	0.01593	0.04906
50	28.09	292.00	1825.9	0.06125	0.20976
51	28.28	326.40	745.1	0.07766	0.23793
52	28.36	326.40	77.1	0.00387	0.01186
53	28.47	326.40	669.0	0.03515	0.10769
54	28.62	326.40	856.7	0.02750	0.08425
55	28.81	326.40	61.1	0.00107	0.00328
56	28.91	326.40	332.7	0.01529	0.04684
57	29.06	326.40	263.2	0.00915	0.02803
58	29.19	326.40	535.0	0.02116	0.06483
59	29.33	326.40	539.0	0.01687	0.05169
60	29.42	360.90	130.2	0.00590	0.01635
61	29.50	315.80	964.4	0.04454	0.14104
62	0.00	360.90	0.0	0.00000	0.00000
63	29.79	326.40	147.0	0.00501	0.01535
64	30.03	360.90	158.3	0.00743	0.02059
[illegible]	30.14	350.50	188.8	0.00513	0.01464
	0.00	360.90	0.0	0.00000	0.00000
67	30.26	336.80	88.9	0.00395	0.01173
68	30.32	326.40	46.2	0.00370	0.01134
69	30.43	337.50	599.3	0.02498	0.07401
70	0.00	360.90	0.0	0.00000	0.00000
71	30.78	347.80	94.9	0.00304	0.00874
72	30.96	336.80	12.2	0.00029	0.00086
73	31.19	360.90	59.4	0.00231	0.00640
74	31.30	347.80	325.4	0.00849	0.02441
75	31.44	360.90	175.2	0.00626	0.01735
76	0.00	360.90	0.0	0.00000	0.00000
77	31.92	360.90	64.5	0.00305	0.00845
78	31.97	395.30	26.8	0.00129	0.00326
79	32.15	360.90	19.8	0.00142	0.00393
80	32.27	360.90	189.6	0.00383	0.01061
81	0.00	395.30	0.0	0.00000	0.00000
82	32.49	360.90	303.8	0.01014	0.02810
83	32.66	360.90	10.7	0.00028	0.00078
84	32.84	360.90	12.8	0.00009	0.00025
85	33.15	395.30	10.6	0.00067	0.00169
86	0.00	360.90	0.0	0.00000	0.00000
87	0.00	395.30	0.0	0.00000	0.00000
88	33.54	395.30	67.1	0.00252	0.00637
89	33.65	360.90	54.9	0.00112	0.00310
90	0.00	395.30	0.0	0.00000	0.00000
[illegible]	34.03	360.90	10.3	0.00027	0.00075
	0.00	394.30	0.0	0.00000	0.00000
93	0.00	394.30	0.0	0.00000	0.00000
94	34.91	394.30	53.4	0.00211	0.00535
95	0.00	382.20	0.0	0.00000	0.00000
96	35.47	429.80	6.5	0.00003	0.00007
97	0.00	360.90	0.0	0.00000	0.00000
98	0.00	395.30	0.0	0.00000	0.00000

99	0.00	429.80	0.0	0.00000	0.00000
100	0.00	395.30	0.0	0.00000	0.00000
101	0.00	429.80	0.0	0.00000	0.00000
102	36.60	395.30	30.4	0.00088	0.00223
103	0.00	395.30	0.0	0.00000	0.00000
104	0.00	395.30	0.0	0.00000	0.00000
105	0.00	429.80	0.0	0.00000	0.00000
106	0.00	395.30	0.0	0.00000	0.00000
107	0.00	395.30	0.0	0.00000	0.00000
108	0.00	429.80	0.0	0.00000	0.00000
109	0.00	429.80	0.0	0.00000	0.00000
110	0.00	429.80	0.0	0.00000	0.00000
111	0.00	395.30	0.0	0.00000	0.00000
112	0.00	429.80	0.0	0.00000	0.00000
113	0.00	464.20	0.0	0.00000	0.00000
114	0.00	464.20	0.0	0.00000	0.00000
115	0.00	429.80	0.0	0.00000	0.00000
116	0.00	429.80	0.0	0.00000	0.00000
117	0.00	464.20	0.0	0.00000	0.00000
118	0.00	498.60	0.0	0.00000	0.00000

CONCENTRATION = 7.576 Total ug

TOTAL MICROMOLES = 0.0316

AVERAGE MOLECULAR WEIGHT = 239.6

NUMBER OF CALIBRATED PEAKS FOUND= 75

INTERNAL STANDARD RETENTION TIME = 49.37 MINUTES

INTERNAL STANDARD PEAK AREA = 80646.3

000060

311573

NORTHEAST ANALYTICAL, INC.

301 NOTT STREET
SCHENECTADY, NY 12305
(518) 346-4592

CONGENER WEIGHT and MOLE REPORT

NEA FILE NAME: AB09387.mol

CUSTOMER: GENERAL ELECTRIC COMPANY (QEA)
SAMPLE DESCRIPTION: STA1-MID
COMMENT: 1999 CSPCB SPMD SAMPLES PROJECT GENHUD #150 COC:12/17/98
DATE ACQUIRED: 7-JAN-1999 17:59

TYPE FOR MIXED PEAK DECONVOLUTION= S

PEAK#	RET. TIME	T-CL:O-CL	IUPAC#	RRT	CONGENERS	WEIGHT %	MOLE %	PEAK#
	0.00	0:0	000	.0997	BIPHENYL	0.000	0.000	1
2	17.67	1:1	001	.1544	2	9.707	12.327	2
3	0.00	1:0	002	.1937	3	0.000	0.000	3
4	0.00	1:0	003	.1975	4	0.000	0.000	4
5	19.97	2:2	004 010	.2245	22' ; 26	36.550	39.259	5
6	20.92	2:1	007 009	.2566	24 ; 25	0.232	0.249	6
7	21.26	2:1	006	.2709	23'	0.823	0.884	7
8	21.46	2:1	005 008	.2785	23 ; 24'	6.008	6.454	8
9	0.00	2:0	014	.2973	35	0.000	0.000	9
10	22.10	3:3	019	.3045	22'6	3.152	2.933	10
11	0.00	3:2	030	.3165	246	0.000	0.000	11
12	0.00	2:0	011	.3238	33'	0.000	0.000	12
13	22.80	2:0	012 013	.3297	34 ; 34'	0.056	0.060	13
14	22.95	3:2 2:0	018 015	.3387	22'5 ; 44'	2.303	2.216	14
15	23.03	3:2	017	.3398	22'4	4.275	3.979	15
16	23.30	3:2	024 027	.3508	236 ; 23'6	2.151	2.001	16
17	23.57	3:2	016 032	.3625	22'3 ; 24'6	3.996	3.719	17
18	0.00	3:1	023	.3770	235	0.000	0.000	18
19	23.95	3:1 4:4	034 054	.3800	2'35 ; 22'66'	0.348	0.312	19
20	24.11	3:1	029	.3820	245	0.018	0.017	20
21	24.22	3:1	026	.3911	23'5	1.427	1.328	21
22	24.29	3:1	025	.3937	23'4	0.420	0.391	22
23	24.47	3:1	031	.4024	24'5	2.931	2.728	23
24	24.51	3:1 4:3	028 050	.4031	244' ; 22'46	2.255	2.098	24
25	24.84	3:1 4:3	021 033	.4170	233' ; 234 ; 22'56'	1.568	1.448	25
26	25.00	3:1 4:3	022 051	.4267	234' ; 22'46'	1.380	1.278	26
	25.19	4:3	045	.4334	22'36	0.503	0.412	27
	0.00	3:1	036	.4379	33'5	0.000	0.000	28
29	25.42	4:3	046	.4450	22'36'	0.173	0.142	29
30	0.00	3:1	039	.4488	34'5	0.000	0.000	30
31	25.68	4:2	052 073	.4554	22'55' ; 23'5'6	3.434	2.818	31

311574

PEAK#	RET. TIME	T-CL:O-CL	IUPAC#	RRT	CONGENERS	WEIGHT %	MOLE %	PEAK#
32	25.81	4:2	049	.4610	22'45	1.561	1.281	32
33	25.90	4:2	047	.4639	22'44'	0.750	0.616	33
34	25.95	4:2	048 075	.4651	22'45 ; 244'6	0.271	0.223	34
35	0.00	4:2	065 062	.4865	2346 ; 2356	0.000	0.000	35
36	26.13	3:0	035	.4738	33'4	0.067	0.062	36
37	26.27	5:4 4:2	104 044	.4832	22'466' ; 22'35'	1.395	1.145	37
38	26.37	3:0 4:2	037 042	.4870	344' ; 22'34' ; 233'6	1.403	1.234	38
39	26.65	4:2	064 071	.4990	23'34 ; 234'6 ; 23'4'6 +	1.554	1.275	39
40	0.00	4:1	068	.5040	23'45' ?	0.000	0.000	40
41	26.78	5:4	096	.5057	22'366'	0.263	0.193	41
42	26.85	4:2	040	.5102	22'33'	0.334	0.274	42
43	27.05	5:3 4:1	103 057	.5155	22'45'6 ; 233'5	0.119	0.095	43
44	27.19	5:3 4:1	100 067	.5212	22'44'6 ; 23'4'5	0.070	0.056	44
45	27.31	4:1	058 063	.5267	233'5' ; 234'5	0.107	0.087	45
46	27.44	4:1 5:3	074 094	.5340	244'5 ; 22'356'	0.377	0.309	46
47	27.55	4:1	070 061	.5407	23'4'5 ; 2'345 ; 2345?	0.628	0.515	47
48	27.63	4:1 5:3	066 095	.5447	23'44' ; 22'356 ; 22'35'6	1.672	1.365	48
49	27.86	5:3 4:1	091 098	.5549	22'34'6 ; 22'3'46 ; 233'4	0.210	0.155	49
50	28.09	4:1	056 060	.5676	233'4' ; 2344'	0.808	0.663	50
51	28.28	6:4 5:3	155 084	.5666	22'44'66' ; 22'33'6; 22'355'6	1.025	0.753	51
52	28.36	5:3	089	.5779	22'346'	0.051	0.038	52
53	28.47	5:2	101 090	.5814	22'34'5 ; 22'455'	0.464	0.341	53
54	28.62	5:2	099	.5880	22'44'5	0.363	0.266	54
55	28.81	6:4 5:2	150 112	.5969	22'34'66' ; 233'56 ; 23'44'6	0.014	0.010	55
56	28.91	5:2	083 109	.6029	22'33'5 ; 233'46	0.202	0.148	56
	29.06	6:4 5:2	152 097	.6062	22'3566' ; 22'345 ; 22'3'45	0.121	0.089	57
58	29.19	5:2	087 111	.6175	22'345' ; 233'55' ; 2344'6	0.279	0.205	58
59	29.33	5:2	085 116	.6224	22'344' ; 23456?	0.223	0.163	59
60	29.42	6:4	136	.6257	22'33'66'	0.078	0.052	60
61	29.50	4:0 5:2	077 110	.6295	33'44' ; 233'4'6	0.588	0.446	61
62	0.00	6:3	154	.6349	22'44'56'	0.000	0.000	62
63	29.79	5:2	082	.6453	22'33'4	0.066	0.049	63
64	30.03	6:3	151	.6499	22'355'6	0.098	0.065	64
65	30.14	6:3 5:1	135 124	.6563	22'33'56' ; 2'344'5	0.068	0.046	65
66	0.00	6:3	144	.6584	22'345'6	0.000	0.000	66
67	30.26	5:1 6:3	107 108	.6628	233'4'5 ; 233'45' ; 22'34'56	0.052	0.037	67
68	30.32	5:1	123	.6658	2'344'5	0.049	0.036	68
69	30.43	6:3 5:1	149 118	.6672	22'34'5'6 ; 23'44'5 ; 233'45	0.330	0.234	69
70	0.00	6:3	139 140	.6707	22'344'6 ; 22'344'6'	0.000	0.000	70
71	30.78	6:3 5:1	134 143	.6796	22'33'56' ; 22'3456'; 2344'5	0.040	0.028	71
72	30.96	5:1 6:3	122 131	.6871	2'33'45; 22'33'46;22'33'55'+	0.004	0.003	72
73	31.19	6:2	146 161	.6955	22'34'55' ; 233'45'6	0.030	0.020	73
74	31.30	6:3 5:1	132 105	.7035	22'33'46' ; 233'44'	0.112	0.077	74
75	31.44	6:2	153	.7036	22'44'55'	0.083	0.055	75
76	0.00	6:2	168	.7068	23'44'5'6	0.000	0.000	76
77	31.92	6:2	141	.7203	22'3455'	0.040	0.027	77
78	31.97	7:4	179	.7205	22'33'566'	0.017	0.010	78
79	32.15	6:2	130	.7284	22'33'45'	0.019	0.012	79
80	32.27	6:2	137	.7329	22'344'5	0.051	0.034	80
81	0.00	7:4	176	.7305	22'33'466'	0.000	0.000	81
82	32.49	6:2	138 163	.7403	22'344'5' ; 233'4'56 ; +2	0.134	0.089	82
	32.66	6:2	158	.7429	233'44'6	0.004	0.002	83
84	32.84	6:2	129	.7501	22'33'45	0.001	0.001	84
85	33.15	7:3	178	.7537	22'33'55'6	0.009	0.005	85
86	0.00	6:2	166	.7572	2344'56	0.000	0.000	86
87	0.00	7:3	175	.7611	22'33'45'6	0.000	0.000	87

PEAK#	RET. TIME	T-CL:O-CL	IUPAC#	RRT	CONGENERS	WEIGHT %	MOLE %	PEAK#
[illegible]	33.54	7:3	187 182	.7653	22'34'55'6 ; 22'344'56'	0.033	0.020	88
89	33.65	6:2	128	.7761	22'33'44'	0.015	0.010	89
90	0.00	7:3	183	.7720	22'344'5'6	0.000	0.000	90
91	34.03	6:1	167	.7814	23'44'55'	0.004	0.002	91
92	0.00	7:3	185	.7848	22'3455'6	0.000	0.000	92
93	0.00	7:3	174 181	.7965	22'33'456' ; 22'344'56	0.000	0.000	93
94	34.91	7:3	177	.8031	22'33'4'56	0.028	0.017	94
95	0.00	7:3 6:1	171 156	.8105	22'33'44'6 ; 233'44'5	0.000	0.000	95
96	35.47	8:4	202	.8089	22'33'55'66'	0.000	0.000	96
97	0.00	6:1	157	.8184	233'44'5'	0.000	0.000	97
98	0.00	7:3	173	.8152	22'33'456	0.000	0.000	98
99	0.00	8:4	200 204	.8197	22'33'45'66' ; 22'344'566'	0.000	0.000	99
100	0.00	7:2	172 192	.8278	22'33'455' ; 233'455'6	0.000	0.000	100
101	0.00	8:4	197	.8293	22'33'44'66'	0.000	0.000	101
102	36.60	7:2	180	.8362	22'344'55'	0.012	0.007	102
103	0.00	7:2	193	.8397	233'4'55'6	0.000	0.000	103
104	0.00	7:2	191	.8447	233'44'5'6	0.000	0.000	104
105	0.00	8:4	199	.8494	22'33'4566'	0.000	0.000	105
106	0.00	7:2	170	.8740	22'33'44'5	0.000	0.000	106
107	0.00	7:2	190	.8740	233'44'56	0.000	0.000	107
108	0.00	8:3	198	.8845	22'33'455'6	0.000	0.000	108
109	0.00	8:3	201	.8875	22'33'4'55'6	0.000	0.000	109
110	0.00	8:3	196 203	.8935	22'33'44'5'6 ; 22'344'55'6	0.000	0.000	110
111	0.00	7:1	189	.9142	233'44'55'	0.000	0.000	111
[illegible]2	0.00	8:3	195	.9321	22'33'44'56	0.000	0.000	112
[illegible]3	0.00	9:4	208	.9320	22'33'455'66'	0.000	0.000	113
114	0.00	9:4	207	.9423	22'33'44'566'	0.000	0.000	114
115	0.00	8:2	194	.9620	22'33'44'55'	0.000	0.000	115
116	0.00	8:2	205	.9678	233'44'55'6	0.000	0.000	116
117	0.00	9:3	206	1.010	22'33'44'55'6	0.000	0.000	117
118	0.00	10:4	209	1.050	22'33'44'55'66'	0.000	0.000	118

CONCENTRATION = 7.576 Total ug

TOTAL MICROMOLES = 0.0316

AVERAGE MOLECULAR WEIGHT = 239.6

NUMBER OF CALIBRATED PEAKS FOUND= 75

Sample: STA1-MID Channel: detector 1 Filename: AB09387R
Acquired: 07-JAN-99 17:59 Method: J:\MAX99\GC9\QEA0107A Operator: REW
Dilution: 1 : 10.000 Amount: 1.000
Comments: NORTHEAST ANALYTICAL 301 NOTT STREET SCHENECTADY, NY 518-346-4592

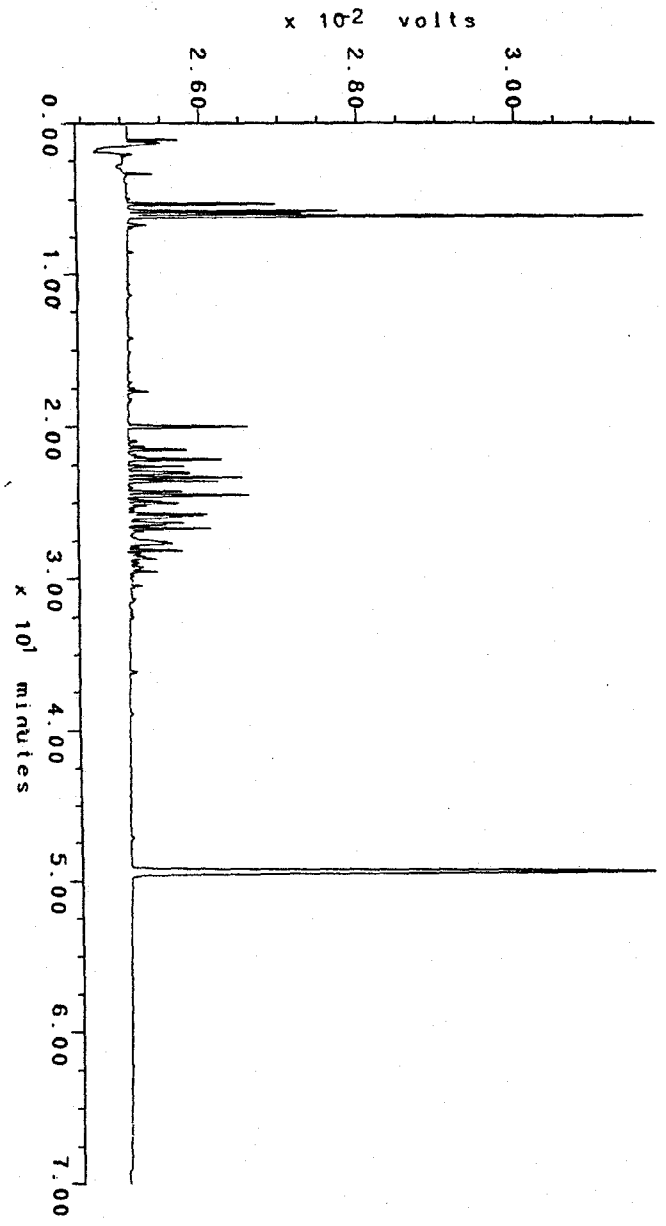

NORTHEAST ANALYTICAL, INC.

301 NOTT STREET
SCHENECTADY, NY 12305
(518) 346-4592

PCB SUMMARY REPORT

NEA FILE NAME: AB09388.hrs

CUSTOMER: GENERAL ELECTRIC COMPANY (QEA)
SAMPLE DESCRIPTION: STA2-MID
COMMENT: 1999 CSPCB SPMD SAMPLES PROJECT GENHUD #150 COC:12/17/98
DATE ACQUIRED: 7-JAN-1999 19:21

Total PCBs in Sample= 5.65 Total ug

PCB Homolog Distribution

Homologs	Wt. %	Mole %
Mono	11.27	14.16
Di	46.60	49.47
Tri	23.93	22.03
Tetra	12.94	10.55
Penta	4.51	3.29
Hexa	0.67	0.45
Hepta	0.09	0.05
Octa	0.00	0.00
Nona	0.00	0.00
Deca	0.00	0.00

NOMINAL 'AROCLOR' Distribution

Aroclor	Indicator Peak (PK#/IUPAC#)	Amount Total ug	Percent SEDIMENT	Percent BIOTA
A1221	2/001	0.6363	68.6	68.6
A1242	23+24/31+28	0.2607	28.1	28.1
A1254SED	61/110	0.0299	3.2	
A1254BIO	***/###	0.0301		3.2
A1260	102/180	0.0012	0.1	0.1
A1268	115/194	0.0000	0.0	0.0

***/###:69+75+82/149+153+138

'tho Cl / biphenyl Residue = 1.71

eta + Para Cl / biphenyl Residue = 0.70

TOTAL Cl / biphenyl Residue = 2.41

000065

311578

NORTHEAST ANALYTICAL, INC.

301 NOTT STREET
SCHENECTADY, NY 12305
(518) 346-4592

PCB CONGENER AMOUNT REPORT

NEA FILE NAME: AB09388.mol

CUSTOMER: GENERAL ELECTRIC COMPANY (QEA)
SAMPLE DESCRIPTION: STA2-MID
COMMENT: 1999 CSPCB SPMD SAMPLES PROJECT GENHUD #150 COC:12/17/98
DATE ACQUIRED: 7-JAN-1999 19:21

TYPE FOR MIXED PEAK DECONVOLUTION= S

PEAK NO.	RETENTION TIME	MOLECULAR WT.	PEAK AREA	AMOUNT (Total ug)	Nanomoles
1	0.00	154.20	0.0	0.00000	0.00000
2	17.67	188.70	529.7	0.63635	3.37228
3	0.00	188.70	0.0	0.00000	0.00000
4	0.00	188.70	0.0	0.00000	0.00000
5	19.97	223.10	4813.9	2.22781	9.98570
6	20.92	223.10	201.5	0.01269	0.05688
7	21.26	223.10	335.0	0.04487	0.20112
8	21.46	223.10	1194.8	0.31418	1.40825
9	0.00	223.10	0.0	0.00000	0.00000
10	22.10	257.50	2043.2	0.17427	0.67678
11	0.00	257.50	0.0	0.00000	0.00000
12	0.00	223.10	0.0	0.00000	0.00000
13	22.80	223.10	22.4	0.00190	0.00852
14	22.95	249.00	1350.6	0.12003	0.48205
15	23.03	257.50	1259.6	0.22320	0.86680
16	23.30	257.50	2306.6	0.10939	0.42482
17	23.57	257.50	2182.4	0.20566	0.79868
18	0.00	257.50	0.0	0.00000	0.00000
19	23.96	267.90	142.5	0.02248	0.08391
20	24.09	257.50	48.7	0.00226	0.00878
21	24.22	257.50	1067.3	0.07415	0.28796
22	24.29	257.50	435.7	0.02160	0.08388
23	24.47	257.50	2539.3	0.15948	0.61934
24	24.51	257.50	2013.9	0.10123	0.39313
25	24.84	259.50	1111.5	0.07716	0.29734
	25.00	258.70	986.1	0.06623	0.25601
27	25.19	292.00	385.5	0.02553	0.08743
28	0.00	257.50	0.0	0.00000	0.00000
29	25.42	292.00	137.0	0.01034	0.03541
30	0.00	257.50	0.0	0.00000	0.00000
31	25.68	292.00	1754.5	0.18076	0.61904
32	25.81	292.00	1630.5	0.08089	0.27702

000066

311579

33	25.90	292.00	1111.6	0.03834	0.13130
34	25.95	292.00	273.4	0.01259	0.04312
35	0.00	292.00	0.0	0.00000	0.00000
36	26.12	257.50	14.1	0.00290	0.01126
37	26.27	292.00	1132.4	0.06932	0.23740
38	26.37	272.40	827.8	0.05977	0.21942
39	26.65	292.00	1766.9	0.07723	0.26449
[illegible]	0.00	292.00	0.0	0.00000	0.00000
[illegible]	26.78	326.40	40.4	0.00771	0.02362
42	26.85	292.00	300.8	0.01577	0.05401
43	27.05	298.90	61.5	0.00785	0.02626
44	27.21	298.90	67.9	0.00226	0.00756
45	27.31	292.00	102.8	0.00361	0.01236
46	27.44	292.00	564.4	0.01732	0.05932
47	27.55	292.00	733.8	0.02916	0.09986
48	27.63	293.50	1367.2	0.08017	0.27315
49	27.87	324.70	231.6	0.01153	0.03551
50	28.09	292.00	1350.4	0.04553	0.15592
51	28.27	326.40	662.4	0.06939	0.21259
52	28.36	326.40	202.5	0.01021	0.03128
53	28.47	326.40	480.3	0.02536	0.07770
54	28.63	326.40	707.5	0.02283	0.06994
55	28.82	326.40	46.0	0.00081	0.00248
56	28.91	326.40	313.7	0.01449	0.04439
57	29.06	326.40	204.3	0.00714	0.02187
58	29.19	326.40	383.2	0.01523	0.04666
59	29.34	326.40	438.8	0.01381	0.04231
60	29.42	360.90	58.3	0.00266	0.00737
61	29.50	315.80	644.8	0.02993	0.09478
62	0.00	360.90	0.0	0.00000	0.00000
63	29.79	326.40	94.0	0.00322	0.00987
64	30.03	360.90	55.8	0.00263	0.00729
65	30.14	350.50	82.0	0.00224	0.00639
[illegible]	0.00	360.90	0.0	0.00000	0.00000
67	30.26	336.80	38.2	0.00171	0.00508
68	30.31	326.40	12.9	0.00104	0.00319
69	30.43	337.50	409.7	0.01716	0.05084
70	0.00	360.90	0.0	0.00000	0.00000
71	30.78	347.80	39.9	0.00129	0.00371
72	30.96	336.80	8.6	0.00021	0.00062
73	31.20	360.90	31.4	0.00123	0.00341
74	31.31	347.80	260.2	0.00683	0.01964
75	31.46	360.90	146.9	0.00527	0.01460
76	0.00	360.90	0.0	0.00000	0.00000
77	31.91	360.90	15.1	0.00072	0.00200
78	0.00	395.30	0.0	0.00000	0.00000
79	32.18	360.90	6.8	0.00049	0.00136
80	32.26	360.90	168.0	0.00341	0.00945
81	0.00	395.30	0.0	0.00000	0.00000
82	32.50	360.90	228.4	0.00766	0.02122
83	32.66	360.90	11.0	0.00029	0.00080
84	0.00	360.90	0.0	0.00000	0.00000
85	0.00	395.30	0.0	0.00000	0.00000
86	0.00	360.90	0.0	0.00000	0.00000
87	0.00	395.30	0.0	0.00000	0.00000
88	33.54	395.30	48.0	0.00181	0.00458
89	33.66	360.90	40.0	0.00082	0.00227
90	0.00	395.30	0.0	0.00000	0.00000
91	0.00	360.90	0.0	0.00000	0.00000
[illegible]	0.00	394.30	0.0	0.00000	0.00000
[illegible]	34.68	394.30	18.4	0.00066	0.00167
[illegible]	34.91	394.30	23.9	0.00095	0.00241
95	35.18	382.20	19.6	0.00065	0.00170
96	0.00	429.80	0.0	0.00000	0.00000
97	0.00	360.90	0.0	0.00000	0.00000
98	0.00	395.30	0.0	0.00000	0.00000

000067

311580

99	0.00	429.80	0.0	0.00000	0.00000
100	0.00	395.30	0.0	0.00000	0.00000
101	0.00	429.80	0.0	0.00000	0.00000
102	36.59	395.30	39.8	0.00115	0.00291
103	0.00	395.30	0.0	0.00000	0.00000
104	0.00	395.30	0.0	0.00000	0.00000
105	0.00	429.80	0.0	0.00000	0.00000
5	0.00	395.30	0.0	0.00000	0.00000
107	0.00	395.30	0.0	0.00000	0.00000
108	0.00	429.80	0.0	0.00000	0.00000
109	0.00	429.80	0.0	0.00000	0.00000
110	0.00	429.80	0.0	0.00000	0.00000
111	0.00	395.30	0.0	0.00000	0.00000
112	0.00	429.80	0.0	0.00000	0.00000
113	0.00	464.20	0.0	0.00000	0.00000
114	0.00	464.20	0.0	0.00000	0.00000
115	0.00	429.80	0.0	0.00000	0.00000
116	0.00	429.80	0.0	0.00000	0.00000
117	0.00	464.20	0.0	0.00000	0.00000
118	0.00	498.60	0.0	0.00000	0.00000

CONCENTRATION = 5.647 Total ug

TOTAL MICROMOLES = 0.0238

AVERAGE MOLECULAR WEIGHT = 237.1

NUMBER OF CALIBRATED PEAKS FOUND= 72

INTERNAL STANDARD RETENTION TIME = 49.39 MINUTES

INTERNAL STANDARD PEAK AREA = 80232.7

000068

311581

NORTHEAST ANALYTICAL, INC.

301 NOTT STREET
SCHENECTADY, NY 12305
(518) 346-4592

CONGENER WEIGHT and MOLE REPORT

NEA FILE NAME: AB09388.mol

CUSTOMER: GENERAL ELECTRIC COMPANY (QEA)
SAMPLE DESCRIPTION: STA2-MID
COMMENT: 1999 CSPCB SPMD SAMPLES PROJECT GENHUD #150 COC:12/17/98
DATE ACQUIRED: 7-JAN-1999 19:21

TYPE FOR MIXED PEAK DECONVOLUTION= S

PEAK#	RET. TIME	T-CL:O-CL	IUPAC#	RRT	CONGENERS	WEIGHT %	MOLE %	PEAK#
	0.00	0:0	000	.0997	BIPHENYL	0.000	0.000	1
2	17.67	1:1	001	.1544	2	11.269	14.162	2
3	0.00	1:0	002	.1937	3	0.000	0.000	3
4	0.00	1:0	003	.1975	4	0.000	0.000	4
5	19.97	2:2	004 010	.2245	22' ; 26	39.452	41.935	5
6	20.92	2:1	007 009	.2566	24 ; 25	0.225	0.239	6
7	21.26	2:1	006	.2709	23'	0.795	0.845	7
8	21.46	2:1	005 008	.2785	23 ; 24'	5.564	5.914	8
9	0.00	2:0	014	.2973	35	0.000	0.000	9
10	22.10	3:3	019	.3045	22'6	3.086	2.842	10
11	0.00	3:2	030	.3165	246	0.000	0.000	11
12	0.00	2:0	011	.3238	33'	0.000	0.000	12
13	22.80	2:0	012 013	.3297	34 ; 34'	0.034	0.036	13
14	22.95	3:2 2:0	018 015	.3387	22'5 ; 44'	2.126	2.024	14
15	23.03	3:2	017	.3398	22'4	3.953	3.640	15
16	23.30	3:2	024 027	.3508	236 ; 23'6	1.937	1.784	16
17	23.57	3:2	016 032	.3625	22'3 ; 24'6	3.642	3.354	17
18	0.00	3:1	023	.3770	235	0.000	0.000	18
19	23.96	3:1 4:4	034 054	.3800	2'35 ; 22'66'	0.398	0.352	19
20	24.09	3:1	029	.3820	245	0.040	0.037	20
21	24.22	3:1	026	.3911	23'5	1.313	1.209	21
22	24.29	3:1	025	.3937	23'4	0.383	0.352	22
23	24.47	3:1	031	.4024	24'5	2.824	2.601	23
24	24.51	3:1 4:3	028 050	.4031	244' ; 22'46	1.793	1.651	24
25	24.84	3:1 4:3	021 033	.4170	233' ; 234 ; 22'56'	1.366	1.249	25
26	25.00	3:1 4:3	022 051	.4267	234' ; 22'46'	1.173	1.075	26
	25.19	4:3	045	.4334	22'36	0.452	0.367	27
28	0.00	3:1	036	.4379	33'5	0.000	0.000	28
29	25.42	4:3	046	.4450	22'36'	0.183	0.149	29
30	0.00	3:1	039	.4488	34'5	0.000	0.000	30
31	25.68	4:2	052 073	.4554	22'55' ; 23'5'6	3.201	2.600	31

PEAK#	RET. TIME	T-CL:O-CL	IUPAC#	RRT	CONGENERS	WEIGHT %	MOLE %	PEAK#
32	25.81	4:2	049	.4610	22'45	1.432	1.163	32
33	25.90	4:2	047	.4639	22'44'	0.679	0.551	33
34	25.95	4:2	048 075	.4651	22'45 ; 244'6	0.223	0.181	34
35	0.00	4:2	065 062	.4865	2346 ; 2356	0.000	0.000	35
36	26.12	3:0	035	.4738	33'4	0.051	0.047	36
37	26.27	5:4 4:2	104 044	.4832	22'466' ; 22'35'	1.228	0.997	37
38	26.37	3:0 4:2	037 042	.4870	344' ; 22'34' ; 233'6	1.058	0.921	38
39	26.65	4:2	064 071	.4990	23'34 ; 234'6 ; 23'4'6 +	1.368	1.111	39
40	0.00	4:1	068	.5040	23'45' ?	0.000	0.000	40
41	26.78	5:4	096	.5057	22'366'	0.137	0.099	41
42	26.85	4:2	040	.5102	22'33'	0.279	0.227	42
43	27.05	5:3 4:1	103 057	.5155	22'45'6 ; 233'5	0.139	0.110	43
44	27.21	5:3 4:1	100 067	.5212	22'44'6 ; 23'4'5	0.040	0.032	44
45	27.31	4:1	058 063	.5267	233'5' ; 234'5	0.064	0.052	45
46	27.44	4:1 5:3	074 094	.5340	244'5 ; 22'356'	0.307	0.249	46
47	27.55	4:1	070 061	.5407	23'4'5 ; 2'345 ; 2345?	0.516	0.419	47
48	27.63	4:1 5:3	066 095	.5447	23'44' ; 22'356 ; 22'35'6	1.420	1.147	48
49	27.87	5:3 4:1	091 098	.5549	22'34'6 ; 22'3'46 ; 233'4	0.204	0.149	49
50	28.09	4:1	056 060	.5676	233'4' ; 2344'	0.806	0.655	50
51	28.27	6:4 5:3	155 084	.5666	22'44'66' ; 22'33'6; 22'355'	1.229	0.893	51
52	28.36	5:3	089	.5779	22'346'	0.181	0.131	52
53	28.47	5:2	101 090	.5814	22'34'5 ; 22'455'	0.449	0.326	53
54	28.63	5:2	099	.5880	22'44'5	0.404	0.294	54
55	28.82	6:4 5:2	150 112	.5969	22'34'66' ; 233'56 ; 23'44'6	0.014	0.010	55
56	28.91	5:2	083 109	.6029	22'33'5 ; 233'46	0.257	0.186	56
	29.06	6:4 5:2	152 097	.6062	22'3566' ; 22'345 ; 22'3'45	0.126	0.092	57
58	29.19	5:2	087 111	.6175	22'345' ; 233'55' ; 2344'6	0.270	0.196	58
59	29.34	5:2	085 116	.6224	22'344' ; 23456?	0.245	0.178	59
60	29.42	6:4	136	.6257	22'33'66'	0.047	0.031	60
61	29.50	4:0 5:2	077 110	.6295	33'44' ; 233'4'6	0.530	0.398	61
62	0.00	6:3	154	.6349	22'44'56'	0.000	0.000	62
63	29.79	5:2	082	.6453	22'33'4	0.057	0.041	63
64	30.03	6:3	151	.6499	22'355'6	0.047	0.031	64
65	30.14	6:3 5:1	135 124	.6563	22'33'56' ; 2'344'5	0.040	0.027	65
66	0.00	6:3	144	.6584	22'345'6	0.000	0.000	66
67	30.26	5:1 6:3	107 108	.6628	233'4'5 ; 233'45' ; 22'34'56	0.030	0.021	67
68	30.31	5:1	123	.6658	2'344'5	0.018	0.013	68
69	30.43	6:3 5:1	149 118	.6672	22'34'5'6 ; 23'44'5 ; 233'45	0.304	0.214	69
70	0.00	6:3	139 140	.6707	22'344'6 ; 22'344'6'	0.000	0.000	70
71	30.78	6:3 5:1	134 143	.6796	22'33'56' ; 22'3456'; 2344'5	0.023	0.016	71
72	30.96	5:1 6:3	122 131	.6871	2'33'45; 22'33'46;22'33'55'+	0.004	0.003	72
73	31.20	6:2	146 161	.6955	22'34'55' ; 233'45'6	0.022	0.014	73
74	31.31	6:3 5:1	132 105	.7035	22'33'46' ; 233'44'	0.121	0.082	74
75	31.46	6:2	153	.7036	22'44'55'	0.093	0.061	75
76	0.00	6:2	168	.7068	23'44'5'6	0.000	0.000	76
77	31.91	6:2	141	.7203	22'3455'	0.013	0.008	77
78	0.00	7:4	179	.7205	22'33'566'	0.000	0.000	78
79	32.18	6:2	130	.7284	22'33'45'	0.009	0.006	79
80	32.26	6:2	137	.7329	22'344'5	0.060	0.040	80
81	0.00	7:4	176	.7305	22'33'466'	0.000	0.000	81
82	32.50	6:2	138 163	.7403	22'344'5' ; 233'4'56 ; +2	0.136	0.089	82
	32.66	6:2	158	.7429	233'44'6	0.005	0.003	83
84	0.00	6:2	129	.7501	22'33'45	0.000	0.000	84
85	0.00	7:3	178	.7537	22'33'55'6	0.000	0.000	85
86	0.00	6:2	166	.7572	2344'56	0.000	0.000	86
87	0.00	7:3	175	.7611	22'33'45'6	0.000	0.000	87

PEAK#	RET. TIME	T-CL:O-CL	IUPAC#	RRT	CONGENERS	WEIGHT %	MOLE %	PEAK#
88	33.54	7:3	187 182	.7653	22'34'55'6 ; 22'344'56'	0.032	0.019	88
89	33.66	6:2	128	.7761	22'33'44'	0.015	0.010	89
90	0.00	7:3	183	.7720	22'344'5'6	0.000	0.000	90
91	0.00	6:1	167	.7814	23'44'55'	0.000	0.000	91
92	0.00	7:3	185	.7848	22'3455'6	0.000	0.000	92
93	34.68	7:3	174 181	.7965	22'33'456' ; 22'344'56	0.012	0.007	93
94	34.91	7:3	177	.8031	22'33'4'56	0.017	0.010	94
95	35.18	7:3 6:1	171 156	.8105	22'33'44'6 ; 233'44'5	0.012	0.007	95
96	0.00	8:4	202	.8089	22'33'55'66'	0.000	0.000	96
97	0.00	6:1	157	.8184	233'44'5'	0.000	0.000	97
98	0.00	7:3	173	.8152	22'33'456	0.000	0.000	98
99	0.00	8:4	200 204	.8197	22'33'45'66' ; 22'344'566'	0.000	0.000	99
100	0.00	7:2	172 192	.8278	22'33'455' ; 233'455'6	0.000	0.000	100
101	0.00	8:4	197	.8293	22'33'44'66'	0.000	0.000	101
102	36.59	7:2	180	.8362	22'344'55'	0.020	0.012	102
103	0.00	7:2	193	.8397	233'4'55'6	0.000	0.000	103
104	0.00	7:2	191	.8447	233'44'5'6	0.000	0.000	104
105	0.00	8:4	199	.8494	22'33'4566'	0.000	0.000	105
106	0.00	7:2	170	.8740	22'33'44'5	0.000	0.000	106
107	0.00	7:2	190	.8740	233'44'56	0.000	0.000	107
108	0.00	8:3	198	.8845	22'33'455'6	0.000	0.000	108
109	0.00	8:3	201	.8875	22'33'4'55'6	0.000	0.000	109
110	0.00	8:3	196 203	.8935	22'33'44'5'6 ; 22'344'55'6	0.000	0.000	110
111	0.00	7:1	189	.9142	233'44'55'	0.000	0.000	111
112	0.00	8:3	195	.9321	22'33'44'56	0.000	0.000	112
113	0.00	9:4	208	.9320	22'33'455'66'	0.000	0.000	113
114	0.00	9:4	207	.9423	22'33'44'566'	0.000	0.000	114
115	0.00	8:2	194	.9620	22'33'44'55'	0.000	0.000	115
116	0.00	8:2	205	.9678	233'44'55'6	0.000	0.000	116
117	0.00	9:3	206	1.010	22'33'44'55'6	0.000	0.000	117
118	0.00	10:4	209	1.050	22'33'44'55'66'	0.000	0.000	118

CONCENTRATION = 5.647 Total ug

TOTAL MICROMOLES = 0.0238

AVERAGE MOLECULAR WEIGHT = 237.1

NUMBER OF CALIBRATED PEAKS FOUND= 72

Sample: STA2-MID Channel: detector 1 Filename: A809388R
Acquired: 07-JAN-99 19:21 Method: J:\MAX99\GC9\QEA0107A Operator: REW
Dilution: 1 : 10.000 Amount: 1.000
Comments: NORTHEAST ANALYTICAL 301 NOTT STREET SCHENECTADY, NY 518-346-4592

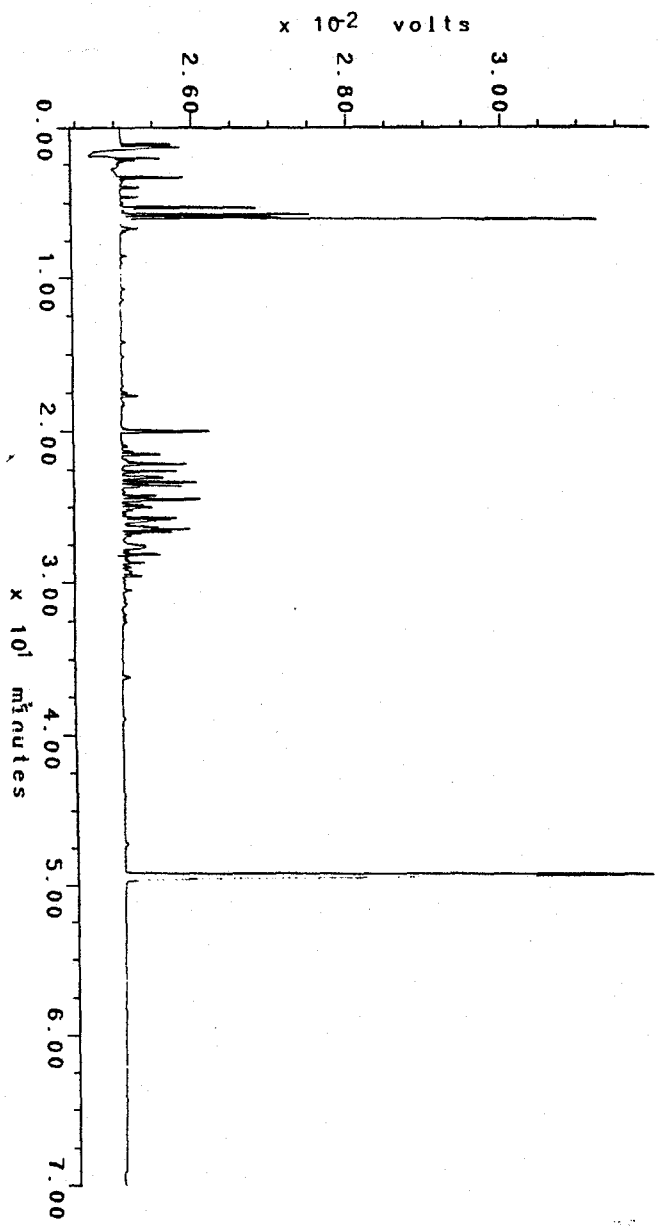

000072

311585

NORTHEAST ANALYTICAL, INC.

301 NOTT STREET
SCHENECTADY, NY 12305
(518) 346-4592

PCB SUMMARY REPORT

NEA FILE NAME: AB09389.hrs

CUSTOMER: GENERAL ELECTRIC COMPANY (QEA)
SAMPLE DESCRIPTION: STA3-MID
COMMENT: 1999 CSPCB SPMD SAMPLES PROJECT GENHUD #150 COC:12/17/98
DATE ACQUIRED: 7-JAN-1999 20:43

Total PCBs in Sample= 7.87 Total ug

PCB Homolog Distribution

Homologs	Wt. %	Mole %
Mono	9.67	12.34
Di	41.90	45.15
Tri	27.75	25.94
Tetra	15.29	12.65
Penta	4.51	3.34
Hexa	0.77	0.52
Hepta	0.10	0.06
Octa	0.00	0.00
Nona	0.00	0.00
Deca	0.00	0.00

NOMINAL 'AROCLOR' Distribution

Aroclor	Indicator Peak (PK#/IUPAC#)	Amount Total ug	Percent SEDIMENT	Percent BIOTA
A1221	2/001	0.7610	60.9	61.0
A1242	23+24/31+28	0.4395	35.1	35.2
A1254SED	61/110	0.0487	3.9	
A1254BIO	***/###	0.0454		3.6
A1260	102/180	0.0014	0.1	0.1
A1268	115/194	0.0000	0.0	0.0

***/###:69+75+82/149+153+138

'tho Cl / biphenyl Residue = 1.70

Meta + Para Cl / biphenyl Residue = 0.82

TOTAL Cl / biphenyl Residue = 2.51

000073

311586

NORTHEAST ANALYTICAL, INC.

301 NOTT STREET
SCHENECTADY, NY 12305
(518) 346-4592

PCB CONGENER AMOUNT REPORT

NEA FILE NAME: AB09389.mol

CUSTOMER: GENERAL ELECTRIC COMPANY (QEA)
SAMPLE DESCRIPTION: STA3-MID
COMMENT: 1999 CSPCB SPMD SAMPLES PROJECT GENHUD #150 COC:12/17/98
DATE ACQUIRED: 7-JAN-1999 20:43

TYPE FOR MIXED PEAK DECONVOLUTION= S

PEAK NO.	RETENTION TIME	MOLECULAR WT.	PEAK AREA	AMOUNT (Total ug)	Nanomoles
1	0.00	154.20	0.0	0.00000	0.00000
2	17.66	188.70	689.0	0.76098	4.03275
3	0.00	188.70	0.0	0.00000	0.00000
4	0.00	188.70	0.0	0.00000	0.00000
5	19.97	223.10	6324.1	2.69070	12.06051
6	20.92	223.10	284.3	0.01646	0.07378
7	21.26	223.10	572.5	0.07049	0.31596
8	21.45	223.10	1931.4	0.46689	2.09274
9	0.00	223.10	0.0	0.00000	0.00000
10	22.10	257.50	3062.6	0.24015	0.93262
11	0.00	257.50	0.0	0.00000	0.00000
12	0.00	223.10	0.0	0.00000	0.00000
13	22.80	223.10	57.0	0.00446	0.01999
14	22.95	249.00	2356.9	0.19258	0.77341
15	23.02	257.50	2374.2	0.38679	1.50210
16	23.30	257.50	3700.4	0.16134	0.62656
17	23.56	257.50	3856.6	0.33413	1.29759
18	0.00	257.50	0.0	0.00000	0.00000
19	23.95	267.90	203.4	0.02948	0.11004
20	24.10	257.50	24.1	0.00103	0.00400
21	24.22	257.50	2038.1	0.13017	0.50551
22	24.29	257.50	981.9	0.04474	0.17375
23	24.46	257.50	4693.9	0.27103	1.05254
24	24.50	257.50	3644.3	0.16842	0.65406
25	24.83	259.50	1903.6	0.12150	0.46821
	25.00	258.70	1720.9	0.10627	0.41078
27	25.19	292.00	683.8	0.04163	0.14257
28	0.00	257.50	0.0	0.00000	0.00000
29	25.42	292.00	233.2	0.01617	0.05538
30	0.00	257.50	0.0	0.00000	0.00000
31	25.67	292.00	3137.5	0.29718	1.01774
32	25.81	292.00	2998.7	0.13677	0.46839

000074

311587

33	25.90	292.00	2104.5	0.06673	0.22853
34	25.95	292.00	489.6	0.02072	0.07096
35	0.00	292.00	0.0	0.00000	0.00000
36	26.12	257.50	19.5	0.00369	0.01433
37	26.26	292.00	2016.4	0.11348	0.38863
38	26.37	272.40	1558.7	0.10346	0.37981
39	26.64	292.00	3182.7	0.12790	0.43801
[illegible]	0.00	292.00	0.0	0.00000	0.00000
[illegible]	26.78	326.40	148.4	0.02604	0.07978
42	26.85	292.00	588.3	0.02836	0.09712
43	27.05	298.90	74.2	0.00870	0.02911
44	27.19	298.90	184.8	0.00567	0.01897
45	27.31	292.00	294.7	0.00952	0.03260
46	27.44	292.00	1109.4	0.03130	0.10719
47	27.54	292.00	1344.0	0.04911	0.16818
48	27.63	293.50	2478.7	0.13362	0.45526
49	27.86	324.70	357.1	0.01634	0.05032
50	28.09	292.00	1954.1	0.06057	0.20743
51	28.27	326.40	855.6	0.08240	0.25245
52	28.35	326.40	80.1	0.00372	0.01140
53	28.47	326.40	867.0	0.04209	0.12895
54	28.62	326.40	969.5	0.02876	0.08811
55	28.83	326.40	39.7	0.00064	0.00196
56	28.90	326.40	380.5	0.01616	0.04951
57	29.06	326.40	307.2	0.00987	0.03024
58	29.19	326.40	579.9	0.02120	0.06495
59	29.33	326.40	579.2	0.01676	0.05135
60	29.41	360.90	94.7	0.00397	0.01100
61	29.49	315.80	1141.3	0.04871	0.15424
62	0.00	360.90	0.0	0.00000	0.00000
63	29.79	326.40	151.2	0.00476	0.01458
64	30.04	360.90	174.2	0.00756	0.02095
65	30.14	350.50	203.7	0.00512	0.01461
[illegible]	0.00	360.90	0.0	0.00000	0.00000
67	30.26	336.80	83.8	0.00344	0.01021
68	30.31	326.40	34.3	0.00254	0.00778
69	30.43	337.50	683.2	0.02631	0.07796
70	0.00	360.90	0.0	0.00000	0.00000
71	30.77	347.80	90.8	0.00269	0.00773
72	30.96	336.80	12.3	0.00027	0.00080
73	31.19	360.90	53.8	0.00194	0.00538
74	31.30	347.80	387.0	0.00933	0.02683
75	31.44	360.90	232.9	0.00769	0.02131
76	0.00	360.90	0.0	0.00000	0.00000
77	31.91	360.90	50.3	0.00220	0.00610
78	0.00	395.30	0.0	0.00000	0.00000
79	32.17	360.90	12.2	0.00081	0.00224
80	32.26	360.90	142.5	0.00266	0.00737
81	0.00	395.30	0.0	0.00000	0.00000
82	32.49	360.90	370.9	0.01143	0.03167
83	32.66	360.90	13.0	0.00032	0.00089
84	0.00	360.90	0.0	0.00000	0.00000
85	0.00	395.30	0.0	0.00000	0.00000
86	0.00	360.90	0.0	0.00000	0.00000
87	0.00	395.30	0.0	0.00000	0.00000
88	33.54	395.30	51.6	0.00179	0.00453
89	33.66	360.90	35.9	0.00068	0.00188
90	33.82	395.30	13.3	0.00043	0.00109
91	0.00	360.90	0.0	0.00000	0.00000
[illegible]	0.00	394.30	0.0	0.00000	0.00000
[illegible]	34.68	394.30	32.0	0.00106	0.00269
94	34.92	394.30	59.7	0.00217	0.00550
95	35.16	382.20	59.2	0.00182	0.00476
96	35.43	429.80	19.4	0.00009	0.00021
97	0.00	360.90	0.0	0.00000	0.00000
98	0.00	395.30	0.0	0.00000	0.00000

000075

311588

99	0.00	429.80	0.0	0.00000	0.00000
100	0.00	395.30	0.0	0.00000	0.00000
101	0.00	429.80	0.0	0.00000	0.00000
102	36.59	395.30	52.5	0.00140	0.00354
103	0.00	395.30	0.0	0.00000	0.00000
104	0.00	395.30	0.0	0.00000	0.00000
105	0.00	429.80	0.0	0.00000	0.00000
6	0.00	395.30	0.0	0.00000	0.00000
107	0.00	395.30	0.0	0.00000	0.00000
108	0.00	429.80	0.0	0.00000	0.00000
109	0.00	429.80	0.0	0.00000	0.00000
110	0.00	429.80	0.0	0.00000	0.00000
111	0.00	395.30	0.0	0.00000	0.00000
112	0.00	429.80	0.0	0.00000	0.00000
113	0.00	464.20	0.0	0.00000	0.00000
114	0.00	464.20	0.0	0.00000	0.00000
115	0.00	429.80	0.0	0.00000	0.00000
116	0.00	429.80	0.0	0.00000	0.00000
117	0.00	464.20	0.0	0.00000	0.00000
118	0.00	498.60	0.0	0.00000	0.00000

CONCENTRATION = 7.867 Total ug

TOTAL MICROMOLES = 0.0327

AVERAGE MOLECULAR WEIGHT = 240.7

NUMBER OF CALIBRATED PEAKS FOUND= 74

INTERNAL STANDARD RETENTION TIME = 49.38 MINUTES

INTERNAL STANDARD PEAK AREA = 87270.2

NORTHEAST ANALYTICAL, INC.

301 NOTT STREET
SCHENECTADY, NY 12305
(518) 346-4592

CONGENER WEIGHT and MOLE REPORT

NEA FILE NAME: AB09389.mol

CUSTOMER: GENERAL ELECTRIC COMPANY (QEA)
SAMPLE DESCRIPTION: STA3-MID
COMMENT: 1999 CSPCB SPMD SAMPLES PROJECT GENHUD #150 COC:12/17/98
DATE ACQUIRED: 7-JAN-1999 20:43

TYPE FOR MIXED PEAK DECONVOLUTION= S

PEAK#	RET. TIME	T-CL:O-CL	IUPAC#	RRT	CONGENERS	WEIGHT %	MOLE %	PEAK#
	0.00	0:0	000	.0997	BIPHENYL	0.000	0.000	1
2	17.66	1:1	001	.1544	2	9.673	12.339	2
3	0.00	1:0	002	.1937	3	0.000	0.000	3
4	0.00	1:0	003	.1975	4	0.000	0.000	4
5	19.97	2:2	004 010	.2245	22' ; 26	34.201	36.903	5
6	20.92	2:1	007 009	.2566	24 ; 25	0.209	0.226	6
7	21.26	2:1	006	.2709	23'	0.896	0.967	7
8	21.45	2:1	005 008	.2785	23 ; 24'	5.935	6.403	8
9	0.00	2:0	014	.2973	35	0.000	0.000	9
10	22.10	3:3	019	.3045	22'6	3.052	2.854	10
11	0.00	3:2	030	.3165	246	0.000	0.000	11
12	0.00	2:0	011	.3238	33'	0.000	0.000	12
13	22.80	2:0	012 013	.3297	34 ; 34'	0.057	0.061	13
14	22.95	3:2 2:0	018 015	.3387	22'5 ; 44'	2.448	2.366	14
15	23.02	3:2	017	.3398	22'4	4.916	4.596	15
16	23.30	3:2	024 027	.3508	236 ; 23'6	2.051	1.917	16
17	23.56	3:2	016 032	.3625	22'3 ; 24'6	4.247	3.970	17
18	0.00	3:1	023	.3770	235	0.000	0.000	18
19	23.95	3:1 4:4	034 054	.3800	2'35 ; 22'66'	0.375	0.337	19
20	24.10	3:1	029	.3820	245	0.013	0.012	20
21	24.22	3:1	026	.3911	23'5	1.655	1.547	21
22	24.29	3:1	025	.3937	23'4	0.569	0.532	22
23	24.46	3:1	031	.4024	24'5	3.445	3.221	23
24	24.50	3:1 4:3	028 050	.4031	244' ; 22'46	2.141	2.001	24
25	24.83	3:1 4:3	021 033	.4170	233' ; 234 ; 22'56'	1.544	1.433	25
26	25.00	3:1 4:3	022 051	.4267	234' ; 22'46'	1.351	1.257	26
	25.19	4:3	045	.4334	22'36	0.529	0.436	27
8	0.00	3:1	036	.4379	33'5	0.000	0.000	28
9	25.42	4:3	046	.4450	22'36'	0.206	0.169	29
30	0.00	3:1	039	.4488	34'5	0.000	0.000	30
31	25.67	4:2	052 073	.4554	22'55' ; 23'5'6	3.777	3.114	31

000077

311590

PEAK#	RET. TIME	T-CL:O-CL	IUPAC#	RRT	CONGENERS	WEIGHT %	MOLE %	PEAK#
32	25.81	4:2	049	.4610	22'45	1.738	1.433	32
33	25.90	4:2	047	.4639	22'44'	0.848	0.699	33
34	25.95	4:2	048 075	.4651	22'45 ; 244'6	0.263	0.217	34
35	0.00	4:2	065 062	.4865	2346 ; 2356	0.000	0.000	35
36	26.12	3:0	035	.4738	33'4	0.047	0.044	36
37	26.26	5:4 4:2	104 044	.4832	22'466' ; 22'35'	1.442	1.189	37
38	26.37	3:0 4:2	037 042	.4870	344' ; 22'34' ; 233'6	1.315	1.162	38
39	26.64	4:2	064 071	.4990	23'34 ; 234'6 ; 23'4'6 +	1.626	1.340	39
40	0.00	4:1	068	.5040	23'45' ?	0.000	0.000	40
41	26.78	5:4	096	.5057	22'366'	0.331	0.244	41
42	26.85	4:2	040	.5102	22'33'	0.360	0.297	42
43	27.05	5:3 4:1	103 057	.5155	22'45'6 ; 233'5	0.111	0.089	43
44	27.19	5:3 4:1	100 067	.5212	22'44'6 ; 23'4'5	0.072	0.058	44
45	27.31	4:1	058 063	.5267	233'5' ; 234'5	0.121	0.100	45
46	27.44	4:1 5:3	074 094	.5340	244'5 ; 22'356'	0.398	0.328	46
47	27.54	4:1	070 061	.5407	23'4'5 ; 2'345 ; 2345?	0.624	0.515	47
48	27.63	4:1 5:3	066 095	.5447	23'44' ; 22'356 ; 22'35'6	1.698	1.393	48
49	27.86	5:3 4:1	091 098	.5549	22'34'6 ; 22'3'46 ; 233'4	0.208	0.154	49
50	28.09	4:1	056 060	.5676	233'4' ; 2344'	0.770	0.635	50
51	28.27	6:4 5:3	155 084	.5666	22'44'66' ; 22'33'6; 22'355'	1.047	0.772	51
52	28.35	5:3	089	.5779	22'346'	0.047	0.035	52
53	28.47	5:2	101 090	.5814	22'34'5 ; 22'455'	0.535	0.395	53
54	28.62	5:2	099	.5880	22'44'5	0.366	0.270	54
55	28.83	6:4 5:2	150 112	.5969	22'34'66' ; 233'56 ; 23'44'6	0.008	0.006	55
	28.90	5:2	083 109	.6029	22'33'5 ; 233'46	0.205	0.151	56
	29.06	6:4 5:2	152 097	.6062	22'3566' ; 22'345 ; 22'3'45	0.125	0.093	57
58	29.19	5:2	087 111	.6175	22'345' ; 233'55' ; 2344'6	0.269	0.199	58
59	29.33	5:2	085 116	.6224	22'344' ; 23456?	0.213	0.157	59
60	29.41	6:4	136	.6257	22'33'66'	0.050	0.034	60
61	29.49	4:0 5:2	077 110	.6295	33'44' ; 233'4'6	0.619	0.472	61
62	0.00	6:3	154	.6349	22'44'56'	0.000	0.000	62
63	29.79	5:2	082	.6453	22'33'4	0.061	0.045	63
64	30.04	6:3	151	.6499	22'355'6	0.096	0.064	64
65	30.14	6:3 5:1	135 124	.6563	22'33'56' ; 2'344'5	0.065	0.045	65
66	0.00	6:3	144	.6584	22'345'6	0.000	0.000	66
67	30.26	5:1 6:3	107 108	.6628	233'4'5 ; 233'45' ; 22'34'56	0.044	0.031	67
68	30.31	5:1	123	.6658	2'344'5	0.032	0.024	68
69	30.43	6:3 5:1	149 118	.6672	22'34'5'6 ; 23'44'5 ; 233'45	0.334	0.239	69
70	0.00	6:3	139 140	.6707	22'344'6 ; 22'344'6'	0.000	0.000	70
71	30.77	6:3 5:1	134 143	.6796	22'33'56' ; 22'3456'; 2344'5	0.034	0.024	71
72	30.96	5:1 6:3	122 131	.6871	2'33'45; 22'33'46;22'33'55'+	0.003	0.002	72
73	31.19	6:2	146 161	.6955	22'34'55' ; 233'45'6	0.025	0.016	73
74	31.30	6:3 5:1	132 105	.7035	22'33'46' ; 233'44'	0.119	0.082	74
75	31.44	6:2	153	.7036	22'44'55'	0.098	0.065	75
76	0.00	6:2	168	.7068	23'44'5'6	0.000	0.000	76
77	31.91	6:2	141	.7203	22'3455'	0.028	0.019	77
78	0.00	7:4	179	.7205	22'33'566'	0.000	0.000	78
79	32.17	6:2	130	.7284	22'33'45'	0.010	0.007	79
80	32.26	6:2	137	.7329	22'344'5	0.034	0.023	80
81	0.00	7:4	176	.7305	22'33'466'	0.000	0.000	81
82	32.49	6:2	138 163	.7403	22'344'5' ; 233'4'56 ; +2	0.145	0.097	82
	32.66	6:2	158	.7429	233'44'6	0.004	0.003	83
84	0.00	6:2	129	.7501	22'33'45	0.000	0.000	84
85	0.00	7:3	178	.7537	22'33'55'6	0.000	0.000	85
86	0.00	6:2	166	.7572	2344'56	0.000	0.000	86
87	0.00	7:3	175	.7611	22'33'45'6	0.000	0.000	87

000078

311591

PEAK#	RET. TIME	T-CL:O-CL	IUPAC#	RRT	CONGENERS	WEIGHT %	MOLE %	PEAK#
88	33.54	7:3	187 182	.7653	22'34'55'6 ; 22'344'56'	0.023	0.014	88
89	33.66	6:2	128	.7761	22'33'44'	0.009	0.006	89
90	33.82	7:3	183	.7720	22'344'5'6	0.005	0.003	90
91	0.00	6:1	167	.7814	23'44'55'	0.000	0.000	91
92	0.00	7:3	185	.7848	22'3455'6	0.000	0.000	92
93	34.68	7:3	174 181	.7965	22'33'456' ; 22'344'56	0.013	0.008	93
94	34.92	7:3	177	.8031	22'33'4'56	0.028	0.017	94
95	35.16	7:3 6:1	171 156	.8105	22'33'44'6 ; 233'44'5	0.023	0.015	95
96	35.43	8:4	202	.8089	22'33'55'66'	0.001	0.001	96
97	0.00	6:1	157	.8184	233'44'5'	0.000	0.000	97
98	0.00	7:3	173	.8152	22'33'456	0.000	0.000	98
99	0.00	8:4	200 204	.8197	22'33'45'66' ; 22'344'566'	0.000	0.000	99
100	0.00	7:2	172 192	.8278	22'33'455' ; 233'455'6	0.000	0.000	100
101	0.00	8:4	197	.8293	22'33'44'66'	0.000	0.000	101
102	36.59	7:2	180	.8362	22'344'55'	0.018	0.011	102
103	0.00	7:2	193	.8397	233'4'55'6	0.000	0.000	103
104	0.00	7:2	191	.8447	233'44'5'6	0.000	0.000	104
105	0.00	8:4	199	.8494	22'33'4566'	0.000	0.000	105
106	0.00	7:2	170	.8740	22'33'44'5	0.000	0.000	106
107	0.00	7:2	190	.8740	233'44'56	0.000	0.000	107
108	0.00	8:3	198	.8845	22'33'455'6	0.000	0.000	108
109	0.00	8:3	201	.8875	22'33'4'55'6	0.000	0.000	109
110	0.00	8:3	196 203	.8935	22'33'44'5'6 ; 22'344'55'6	0.000	0.000	110
111	0.00	7:1	189	.9142	233'44'55'	0.000	0.000	111
112	0.00	8:3	195	.9321	22'33'44'56	0.000	0.000	112
113	0.00	9:4	208	.9320	22'33'455'66'	0.000	0.000	113
114	0.00	9:4	207	.9423	22'33'44'566'	0.000	0.000	114
115	0.00	8:2	194	.9620	22'33'44'55'	0.000	0.000	115
116	0.00	8:2	205	.9678	233'44'55'6	0.000	0.000	116
117	0.00	9:3	206	1.010	22'33'44'55'6	0.000	0.000	117
118	0.00	10:4	209	1.050	22'33'44'55'66'	0.000	0.000	118

CONCENTRATION = 7.867 Total ug

TOTAL MICROMOLES = 0.0327

AVERAGE MOLECULAR WEIGHT = 240.7

NUMBER OF CALIBRATED PEAKS FOUND= 74

060079

311592

Filename: AB09389R
Operator: REW

Sample: STA3-MID
Acquired: 07-JAN-99 20:43
Dilution: 1 : 10.000
Comments: NORTHEAST ANALYTICAL 301 NOTT STREET SCHENECTADY, NY 518-346-4592

Channel detector 1
Method J:\MAX99\GC9\QEA0107A
Amount 1.000

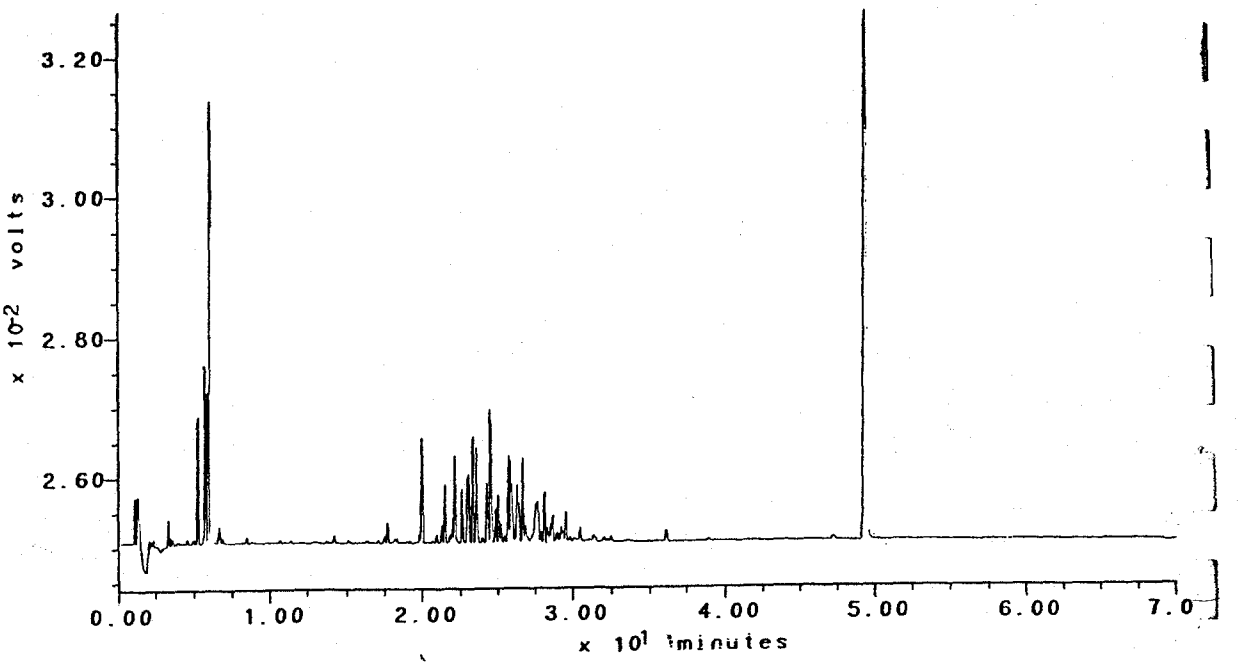

000030

311593

NORTHEAST ANALYTICAL, INC.

301 NOTT STREET
SCHENECTADY, NY 12305
(518) 346-4592

PCB SUMMARY REPORT

NEA FILE NAME: AB09390.hrs

CUSTOMER: GENERAL ELECTRIC COMPANY (QEA)
SAMPLE DESCRIPTION: STA4-MID
COMMENT: 1999 CSPCB SPMD SAMPLES PROJECT GENHUD #150 COC:12/17/98
DATE ACQUIRED: 7-JAN-1999 22:04

Total PCBs in Sample= 5.56 Total ug

PCB Homolog Distribution

Homologs	Wt. %	Mole %
Mono	9.40	11.96
Di	43.68	46.95
Tri	26.81	25.00
Tetra	14.92	12.31
Penta	4.31	3.19
Hexa	0.78	0.52
Hepta	0.10	0.06
Octa	0.00	0.00
Nona	0.00	0.00
Deca	0.00	0.00

NOMINAL 'AROCLOR' Distribution

Aroclor	Indicator Peak (PK#/IUPAC#)	Amount Total ug	Percent SEDIMENT	Percent BIOTA
A1221	2/001	0.5223	61.5	61.5
A1242	23+24/31+28	0.2916	34.3	34.3
A1254SED	61/110	0.0336	4.0	
A1254BIO	***/###	0.0335		3.9
A1260	102/180	0.0016	0.2	0.2
A1268	115/194	0.0000	0.0	0.0

***/###:69+75+82/149+153+138

-tho Cl / biphenyl Residue = 1.71

eta + Para Cl / biphenyl Residue = 0.79

TOTAL Cl / biphenyl Residue = 2.50

NORTHEAST ANALYTICAL, INC.

301 NOTT STREET
SCHENECTADY, NY 12305
(518) 346-4592

PCB CONGENER AMOUNT REPORT

NEA FILE NAME: AB09390.mol

CUSTOMER: GENERAL ELECTRIC COMPANY (QEA)
SAMPLE DESCRIPTION: STA4-MID
COMMENT: 1999 CSPCB SPMD SAMPLES PROJECT GENHUD #150 COC:12/17/98
DATE ACQUIRED: 7-JAN-1999 22:04

TYPE FOR MIXED PEAK DECONVOLUTION= S

PEAK NO.	RETENTION TIME	MOLECULAR WT.	PEAK AREA	AMOUNT (Total ug)	Nanomoles
1	0.00	154.20	0.0	0.00000	0.00000
2	17.67	188.70	460.1	0.52227	2.76773
3	0.00	188.70	0.0	0.00000	0.00000
4	0.00	188.70	0.0	0.00000	0.00000
5	19.97	223.10	4559.6	1.99402	8.93779
6	20.92	223.10	196.2	0.01168	0.05235
7	21.26	223.10	405.9	0.05137	0.23026
8	21.46	223.10	1349.6	0.33536	1.50318
9	0.00	223.10	0.0	0.00000	0.00000
10	22.10	257.50	2086.2	0.16815	0.65301
11	0.00	257.50	0.0	0.00000	0.00000
12	0.00	223.10	0.0	0.00000	0.00000
13	22.81	223.10	15.2	0.00122	0.00547
14	22.95	249.00	1580.5	0.13274	0.53309
15	23.02	257.50	1607.1	0.26911	1.04509
16	23.30	257.50	2532.4	0.11349	0.44074
17	23.56	257.50	2591.6	0.23079	0.89627
18	0.00	257.50	0.0	0.00000	0.00000
19	23.95	267.90	123.2	0.01836	0.06853
20	24.10	257.50	27.2	0.00119	0.00462
21	24.22	257.50	1354.4	0.08892	0.34532
22	24.29	257.50	567.9	0.02660	0.10330
23	24.46	257.50	3023.4	0.17944	0.69685
24	24.50	257.50	2360.8	0.11214	0.43550
25	24.83	259.50	1230.2	0.08071	0.31102
	25.00	258.70	1117.5	0.07093	0.27418
27	25.19	292.00	458.8	0.02871	0.09832
28	0.00	257.50	0.0	0.00000	0.00000
29	25.42	292.00	149.3	0.01064	0.03644
30	0.00	257.50	0.0	0.00000	0.00000
31	25.67	292.00	2162.2	0.21051	0.72092
32	25.81	292.00	2053.8	0.09628	0.32973

000082

311595

33	25.90	292.00	1445.9	0.04712	0.16137
34	25.95	292.00	330.2	0.01436	0.04918
35	0.00	292.00	0.0	0.00000	0.00000
36	26.12	257.50	18.7	0.00363	0.01410
37	26.27	292.00	1343.9	0.07775	0.26627
38	26.37	272.40	994.3	0.06784	0.24905
39	26.64	292.00	2090.8	0.08636	0.29575
[illegible]	0.00	292.00	0.0	0.00000	0.00000
[illegible]	26.78	326.40	73.6	0.01327	0.04066
42	26.85	292.00	362.4	0.01796	0.06151
43	27.05	298.90	77.9	0.00939	0.03142
44	27.20	298.90	129.0	0.00406	0.01358
45	27.30	292.00	214.9	0.00713	0.02442
46	27.44	292.00	677.9	0.01966	0.06733
47	27.54	292.00	870.8	0.03270	0.11199
48	27.63	293.50	1658.1	0.09187	0.31302
49	27.86	324.70	251.7	0.01184	0.03646
50	28.09	292.00	1230.7	0.03921	0.13428
51	28.27	326.40	556.2	0.05506	0.16869
52	28.35	326.40	53.8	0.00256	0.00784
53	28.47	326.40	629.4	0.03141	0.09623
54	28.62	326.40	655.4	0.01998	0.06121
55	28.82	326.40	20.8	0.00035	0.00107
56	28.90	326.40	263.0	0.01148	0.03517
57	29.06	326.40	193.5	0.00639	0.01958
58	29.19	326.40	362.5	0.01362	0.04173
59	29.32	326.40	389.2	0.01157	0.03545
60	29.40	360.90	71.7	0.00309	0.00856
61	29.49	315.80	764.9	0.03355	0.10624
62	0.00	360.90	0.0	0.00000	0.00000
63	29.79	326.40	95.1	0.00308	0.00944
64	30.03	360.90	113.8	0.00507	0.01405
[illegible]	30.14	350.50	105.5	0.00272	0.00776
[illegible]	0.00	360.90	0.0	0.00000	0.00000
67	30.25	336.80	42.3	0.00179	0.00531
68	30.32	326.40	10.3	0.00079	0.00242
69	30.43	337.50	485.9	0.01924	0.05701
70	0.00	360.90	0.0	0.00000	0.00000
71	30.78	347.80	41.1	0.00125	0.00359
72	30.96	336.80	11.1	0.00025	0.00074
73	31.19	360.90	34.0	0.00126	0.00349
74	31.30	347.80	260.7	0.00646	0.01857
75	31.44	360.90	179.2	0.00608	0.01685
76	0.00	360.90	0.0	0.00000	0.00000
77	31.91	360.90	40.4	0.00182	0.00504
78	0.00	395.30	0.0	0.00000	0.00000
79	32.17	360.90	10.4	0.00071	0.00197
80	32.26	360.90	99.8	0.00191	0.00529
81	0.00	395.30	0.0	0.00000	0.00000
82	32.49	360.90	258.6	0.00820	0.02272
83	32.64	360.90	15.2	0.00038	0.00105
84	32.82	360.90	8.3	0.00005	0.00014
85	0.00	395.30	0.0	0.00000	0.00000
86	0.00	360.90	0.0	0.00000	0.00000
87	0.00	395.30	0.0	0.00000	0.00000
88	33.54	395.30	60.7	0.00217	0.00549
89	33.65	360.90	35.4	0.00069	0.00191
90	33.81	395.30	5.8	0.00019	0.00048
91	0.00	360.90	0.0	0.00000	0.00000
[illegible]	0.00	394.30	0.0	0.00000	0.00000
[illegible]	34.68	394.30	12.6	0.00043	0.00109
[illegible]	34.93	394.30	22.7	0.00085	0.00216
95	35.19	382.20	29.0	0.00092	0.00241
96	0.00	429.80	0.0	0.00000	0.00000
97	0.00	360.90	0.0	0.00000	0.00000
98	0.00	395.30	0.0	0.00000	0.00000

060083

311596

[illegible]	0.00	429.80	0.0	0.00000	0.00000
100	0.00	395.30	0.0	0.00000	0.00000
101	0.00	429.80	0.0	0.00000	0.00000
102	36.59	395.30	58.5	0.00160	0.00405
103	0.00	395.30	0.0	0.00000	0.00000
104	0.00	395.30	0.0	0.00000	0.00000
105	0.00	429.80	0.0	0.00000	0.00000
106	0.00	395.30	0.0	0.00000	0.00000
107	0.00	395.30	0.0	0.00000	0.00000
108	0.00	429.80	0.0	0.00000	0.00000
109	0.00	429.80	0.0	0.00000	0.00000
110	0.00	429.80	0.0	0.00000	0.00000
111	0.00	395.30	0.0	0.00000	0.00000
112	0.00	429.80	0.0	0.00000	0.00000
113	0.00	464.20	0.0	0.00000	0.00000
114	0.00	464.20	0.0	0.00000	0.00000
115	0.00	429.80	0.0	0.00000	0.00000
116	0.00	429.80	0.0	0.00000	0.00000
117	0.00	464.20	0.0	0.00000	0.00000
118	0.00	498.60	0.0	0.00000	0.00000

CONCENTRATION = 5.556 Total ug

TOTAL MICROMOLES = 0.0231

AVERAGE MOLECULAR WEIGHT = 240.1

NUMBER OF CALIBRATED PEAKS FOUND= 74

INTERNAL STANDARD RETENTION TIME = 49.37 MINUTES

INTERNAL STANDARD PEAK AREA = 84903.4

NORTHEAST ANALYTICAL, INC.

301 NOTT STREET
SCHENECTADY, NY 12305
(518) 346-4592

CONGENER WEIGHT and MOLE REPORT

NEA FILE NAME: AB09390.mol

CUSTOMER: GENERAL ELECTRIC COMPANY (QEA)
SAMPLE DESCRIPTION: STA4-MID
COMMENT: 1999 CSPCB SPMD SAMPLES PROJECT GENHUD #150 COC:12/17/98
DATE ACQUIRED: 7-JAN-1999 22:04

TYPE FOR MIXED PEAK DECONVOLUTION= S

PEAK#	RET. TIME	T-CL:O-CL	IUPAC#	RRT	CONGENERS	WEIGHT %	MOLE %	PEAK#
	0.00	0:0	000	.0997	BIPHENYL	0.000	0.000	1
2	17.67	1:1	001	.1544	2	9.401	11.963	2
3	0.00	1:0	002	.1937	3	0.000	0.000	3
4	0.00	1:0	003	.1975	4	0.000	0.000	4
5	19.97	2:2	004 010	.2245	22' ; 26	35.891	38.633	5
6	20.92	2:1	007 009	.2566	24 ; 25	0.210	0.226	6
7	21.26	2:1	006	.2709	23'	0.925	0.995	7
8	21.46	2:1	005 008	.2785	23 ; 24'	6.036	6.497	8
9	0.00	2:0	014	.2973	35	0.000	0.000	9
10	22.10	3:3	019	.3045	22'6	3.027	2.823	10
11	0.00	3:2	030	.3165	246	0.000	0.000	11
12	0.00	2:0	011	.3238	33'	0.000	0.000	12
13	22.81	2:0	012 013	.3297	34 ; 34'	0.022	0.024	13
14	22.95	3:2 2:0	018 015	.3387	22'5 ; 44'	2.389	2.304	14
15	23.02	3:2	017	.3398	22'4	4.844	4.517	15
16	23.30	3:2	024 027	.3508	236 ; 23'6	2.043	1.905	16
17	23.56	3:2	016 032	.3625	22'3 ; 24'6	4.154	3.874	17
18	0.00	3:1	023	.3770	235	0.000	0.000	18
19	23.95	3:1 4:4	034 054	.3800	2'35 ; 22'66'	0.330	0.296	19
20	24.10	3:1	029	.3820	245	0.021	0.020	20
21	24.22	3:1	026	.3911	23'5	1.601	1.493	21
22	24.29	3:1	025	.3937	23'4	0.479	0.447	22
23	24.46	3:1	031	.4024	24'5	3.230	3.012	23
24	24.50	3:1 4:3	028 050	.4031	244' ; 22'46	2.018	1.882	24
25	24.83	3:1 4:3	021 033	.4170	233' ; 234 ; 22'56'	1.453	1.344	25
26	25.00	3:1 4:3	022 051	.4267	234' ; 22'46'	1.277	1.185	26
	25.19	4:3	045	.4334	22'36	0.517	0.425	27
28	0.00	3:1	036	.4379	33'5	0.000	0.000	28
29	25.42	4:3	046	.4450	22'36'	0.192	0.158	29
30	0.00	3:1	039	.4488	34'5	0.000	0.000	30
31	25.67	4:2	052 073	.4554	22'55' ; 23'5'6	3.789	3.116	31

PEAK#	RET. TIME	T-CL:O-CL	IUPAC#	RRT	CONGENERS	WEIGHT %	MOLE %	PEAK#
.2	25.81	4:2	049	.4610	22'45	1.733	1.425	32
33	25.90	4:2	047	.4639	22'44'	0.848	0.698	33
34	25.95	4:2	048 075	.4651	22'45 ; 244'6	0.258	0.213	34
35	0.00	4:2	065 062	.4865	2346 ; 2356	0.000	0.000	35
36	26.12	3:0	035	.4738	33'4	0.065	0.061	36
37	26.27	5:4 4:2	104 044	.4832	22'466' ; 22'35'	1.399	1.151	37
38	26.37	3:0 4:2	037 042	.4870	344' ; 22'34' ; 233'6	1.221	1.076	38
39	26.64	4:2	064 071	.4990	23'34 ; 234'6 ; 23'4'6 +	1.554	1.278	39
40	0.00	4:1	068	.5040	23'45' ?	0.000	0.000	40
41	26.78	5:4	096	.5057	22'366'	0.239	0.176	41
42	26.85	4:2	040	.5102	22'33'	0.323	0.266	42
43	27.05	5:3 4:1	103 057	.5155	22'45'6 ; 233'5	0.169	0.136	43
44	27.20	5:3 4:1	100 067	.5212	22'44'6 ; 23'4'5	0.073	0.059	44
45	27.30	4:1	058 063	.5267	233'5' ; 234'5	0.128	0.106	45
46	27.44	4:1 5:3	074 094	.5340	244'5 ; 22'356'	0.354	0.291	46
47	27.54	4:1	070 061	.5407	23'4'5 ; 2'345 ; 2345?	0.589	0.484	47
48	27.63	4:1 5:3	066 095	.5447	23'44' ; 22'356 ; 22'35'6	1.654	1.353	48
49	27.86	5:3 4:1	091 098	.5549	22'34'6 ; 22'3'46 ; 233'4	0.213	0.158	49
50	28.09	4:1	056 060	.5676	233'4' ; 2344'	0.706	0.580	50
51	28.27	6:4 5:3	155 084	.5666	22'44'66' ; 22'33'6; 22'355'	0.991	0.729	51
52	28.35	5:3	089	.5779	22'346'	0.046	0.034	52
53	28.47	5:2	101 090	.5814	22'34'5 ; 22'455'	0.565	0.416	53
54	28.62	5:2	099	.5880	22'44'5	0.360	0.265	54
55	28.82	6:4 5:2	150 112	.5969	22'34'66' ; 233'56 ; 23'44'6	0.006	0.005	55
56	28.90	5:2	083 109	.6029	22'33'5 ; 233'46	0.207	0.152	56
	29.06	6:4 5:2	152 097	.6062	22'3566' ; 22'345 ; 22'3'45	0.115	0.085	57
58	29.19	5:2	087 111	.6175	22'345' ; 233'55' ; 2344'6	0.245	0.180	58
59	29.32	5:2	085 116	.6224	22'344' ; 23456?	0.208	0.153	59
60	29.40	6:4	136	.6257	22'33'66'	0.056	0.037	60
61	29.49	4:0 5:2	077 110	.6295	33'44' ; 233'4'6	0.604	0.459	61
62	0.00	6:3	154	.6349	22'44'56'	0.000	0.000	62
63	29.79	5:2	082	.6453	22'33'4	0.055	0.041	63
64	30.03	6:3	151	.6499	22'355'6	0.091	0.061	64
65	30.14	6:3 5:1	135 124	.6563	22'33'56' ; 2'344'5	0.049	0.034	65
66	0.00	6:3	144	.6584	22'345'6	0.000	0.000	66
67	30.25	5:1 6:3	107 108	.6628	233'4'5 ; 233'45' ; 22'34'56	0.032	0.023	67
68	30.32	5:1	123	.6658	2'344'5	0.014	0.010	68
69	30.43	6:3 5:1	149 118	.6672	22'34'5'6 ; 23'44'5 ; 233'45	0.346	0.246	69
70	0.00	6:3	139 140	.6707	22'344'6 ; 22'344'6'	0.000	0.000	70
71	30.78	6:3 5:1	134 143	.6796	22'33'56' ; 22'3456'; 2344'5	0.022	0.016	71
72	30.96	5:1 6:3	122 131	.6871	2'33'45; 22'33'46;22'33'55'+	0.004	0.003	72
73	31.19	6:2	146 161	.6955	22'34'55' ; 233'45'6	0.023	0.015	73
74	31.30	6:3 5:1	132 105	.7035	22'33'46' ; 233'44'	0.116	0.080	74
75	31.44	6:2	153	.7036	22'44'55'	0.109	0.073	75
76	0.00	6:2	168	.7068	23'44'5'6	0.000	0.000	76
77	31.91	6:2	141	.7203	22'3455'	0.033	0.022	77
78	0.00	7:4	179	.7205	22'33'566'	0.000	0.000	78
79	32.17	6:2	130	.7284	22'33'45'	0.013	0.009	79
80	32.26	6:2	137	.7329	22'344'5	0.034	0.023	80
81	0.00	7:4	176	.7305	22'33'466'	0.000	0.000	81
82	32.49	6:2	138 163	.7403	22'344'5' ; 233'4'56 ; +2	0.148	0.098	82
	32.64	6:2	158	.7429	233'44'6	0.007	0.005	83
84	32.82	6:2	129	.7501	22'33'45	0.001	0.001	84
85	0.00	7:3	178	.7537	22'33'55'6	0.000	0.000	85
86	0.00	6:2	166	.7572	2344'56	0.000	0.000	86
87	0.00	7:3	175	.7611	22'33'45'6	0.000	0.000	87

PEAK#	RET. TIME	T-CL:O-CL	IUPAC#	RRT	CONGENERS	WEIGHT %	MOLE %	PEAK#
[illegible]	33.54	7:3	187 182	.7653	22'34'55'6 ; 22'344'56'	0.039	0.024	88
89	33.65	6:2	128	.7761	22'33'44'	0.012	0.008	89
90	33.81	7:3	183	.7720	22'344'5'6	0.003	0.002	90
91	0.00	6:1	167	.7814	23'44'55'	0.000	0.000	91
92	0.00	7:3	185	.7848	22'3455'6	0.000	0.000	92
93	34.68	7:3	174 181	.7965	22'33'456' ; 22'344'56	0.008	0.005	93
94	34.93	7:3	177	.8031	22'33'4'56	0.015	0.009	94
95	35.19	7:3 6:1	171 156	.8105	22'33'44'6 ; 233'44'5	0.017	0.010	95
96	0.00	8:4	202	.8089	22'33'55'66'	0.000	0.000	96
97	0.00	6:1	157	.8184	233'44'5'	0.000	0.000	97
98	0.00	7:3	173	.8152	22'33'456	0.000	0.000	98
99	0.00	8:4	200 204	.8197	22'33'45'66' ; 22'344'566'	0.000	0.000	99
100	0.00	7:2	172 192	.8278	22'33'455' ; 233'455'6	0.000	0.000	100
101	0.00	8:4	197	.8293	22'33'44'66'	0.000	0.000	101
102	36.59	7:2	180	.8362	22'344'55'	0.029	0.017	102
103	0.00	7:2	193	.8397	233'4'55'6	0.000	0.000	103
104	0.00	7:2	191	.8447	233'44'5'6	0.000	0.000	104
105	0.00	8:4	199	.8494	22'33'4566'	0.000	0.000	105
106	0.00	7:2	170	.8740	22'33'44'5	0.000	0.000	106
107	0.00	7:2	190	.8740	233'44'56	0.000	0.000	107
108	0.00	8:3	198	.8845	22'33'455'6	0.000	0.000	108
109	0.00	8:3	201	.8875	22'33'4'55'6	0.000	0.000	109
110	0.00	8:3	196 203	.8935	22'33'44'5'6 ; 22'344'55'6	0.000	0.000	110
111	0.00	7:1	189	.9142	233'44'55'	0.000	0.000	111
112	0.00	8:3	195	.9321	22'33'44'56	0.000	0.000	112
113	0.00	9:4	208	.9320	22'33'455'66'	0.000	0.000	113
114	0.00	9:4	207	.9423	22'33'44'566'	0.000	0.000	114
115	0.00	8:2	194	.9620	22'33'44'55'	0.000	0.000	115
116	0.00	8:2	205	.9678	233'44'55'6	0.000	0.000	116
117	0.00	9:3	206	1.010	22'33'44'55'6	0.000	0.000	117
118	0.00	10:4	209	1.050	22'33'44'55'66'	0.000	0.000	118

CONCENTRATION = 5.556 Total ug

TOTAL MICROMOLES = 0.0231

AVERAGE MOLECULAR WEIGHT = 240.1

NUMBER OF CALIBRATED PEAKS FOUND= 74

000087

311600

Sample: STA4-MID
Acquired: 07-JAN-99 22:04
Dilution: 1 : 10.000
Comments: NORTHEAST ANALYTICAL 301 NOTT STREET SCHENECTADY, NY 518-346-4592

Channel: detector 1
Method: J:\MAX99\GC9\QEA0107A
Amount: 1.000

Filename: AB09390R
Operator: REW

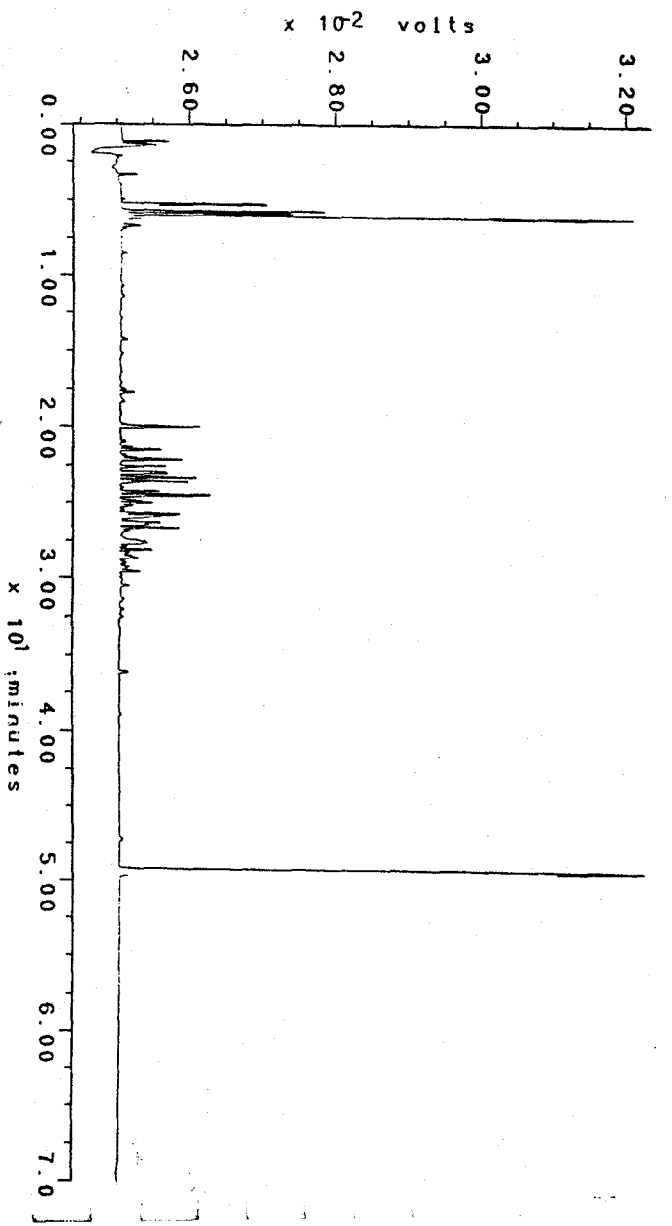

NORTHEAST ANALYTICAL, INC.

301 NOTT STREET
SCHENECTADY, NY 12305
(518) 346-4592

PCB SUMMARY REPORT

NEA FILE NAME: AB09391.hrs

CUSTOMER: GENERAL ELECTRIC COMPANY (QEA)
SAMPLE DESCRIPTION: STA5-MID
COMMENT: 1999 CSPCB SPMD SAMPLES PROJECT GENHUD #150 COC:12/17/98
DATE ACQUIRED: 7-JAN-1999 23:26

Total PCBs in Sample= 7.64 Total ug

PCB Homolog Distribution

Homologs	Wt. %	Mole %
Mono	7.16	9.30
Di	38.51	42.24
Tri	30.31	28.85
Tetra	17.75	14.95
Penta	5.23	3.95
Hexa	0.90	0.62
Hepta	0.15	0.09
Octa	0.00	0.00
Nona	0.00	0.00
Deca	0.00	0.00

NOMINAL 'AROCLOR' Distribution

Aroclor	Indicator Peak (PK#/IUPAC#)	Amount Total ug	Percent SEDIMENT	Percent BIOTA
A1221	2/001	0.5464	50.7	50.9
A1242	23+24/31+28	0.4721	43.8	43.9
A1254SED	61/110	0.0558	5.2	
A1254BIO	***/###	0.0530		4.9
A1260	102/180	0.0031	0.3	0.3
A1268	115/194	0.0000	0.0	0.0

***/###:69+75+82/149+153+138

tho Cl / biphenyl Residue = 1.71

eta + Para Cl / biphenyl Residue = 0.93

TOTAL Cl / biphenyl Residue = 2.64

000089

311602

NORTHEAST ANALYTICAL, INC.

301 NOTT STREET
SCHENECTADY, NY 12305
(518) 346-4592

PCB CONGENER AMOUNT REPORT

NEA FILE NAME: AB09391.mol

CUSTOMER: GENERAL ELECTRIC COMPANY (QEA)
SAMPLE DESCRIPTION: STA5-MID
COMMENT: 1999 CSPCB SPMD SAMPLES PROJECT GENHUD #150 COC:12/17/98
DATE ACQUIRED: 7-JAN-1999 23:26

TYPE FOR MIXED PEAK DECONVOLUTION= S

PEAK NO.	RETENTION TIME	MOLECULAR WT.	PEAK AREA	AMOUNT (Total ug)	Nanomoles
1	0.00	154.20	0.0	0.00000	0.00000
2	17.66	188.70	474.8	0.54643	2.89576
3	0.00	188.70	0.0	0.00000	0.00000
4	0.00	188.70	0.0	0.00000	0.00000
5	19.97	223.10	5341.1	2.36804	10.61425
6	20.92	223.10	243.3	0.01468	0.06580
7	21.25	223.10	557.3	0.07151	0.32053
8	21.45	223.10	1709.8	0.43070	1.93052
9	0.00	223.10	0.0	0.00000	0.00000
10	22.10	257.50	2603.2	0.21271	0.82606
11	0.00	257.50	0.0	0.00000	0.00000
12	0.00	223.10	0.0	0.00000	0.00000
13	22.80	223.10	45.1	0.00367	0.01645
14	22.94	249.00	2466.8	0.21003	0.84349
15	23.02	257.50	2649.4	0.44976	1.74664
16	23.30	257.50	3420.8	0.15542	0.60357
17	23.56	257.50	3974.7	0.35884	1.39355
18	0.00	257.50	0.0	0.00000	0.00000
19	23.95	267.90	216.4	0.03269	0.12202
20	24.10	257.50	19.0	0.00084	0.00326
21	24.22	257.50	2268.5	0.15098	0.58633
22	24.29	257.50	1094.8	0.05199	0.20190
23	24.46	257.50	4798.3	0.28871	1.12120
24	24.50	257.50	3807.0	0.18334	0.71200
25	24.83	259.50	1806.2	0.12013	0.46293
	25.00	258.70	1584.2	0.10194	0.39405
27	25.19	292.00	721.2	0.04575	0.15668
28	0.00	257.50	0.0	0.00000	0.00000
29	25.42	292.00	246.5	0.01781	0.06099
30	0.00	257.50	0.0	0.00000	0.00000
31	25.67	292.00	3501.7	0.34563	1.18366
32	25.81	292.00	3462.5	0.16457	0.56360

000030

311603

33	25.90	292.00	2386.0	0.07884	0.27000
34	25.94	292.00	536.8	0.02367	0.08106
35	0.00	292.00	0.0	0.00000	0.00000
36	26.12	257.50	25.9	0.00510	0.01981
37	26.26	292.00	2255.7	0.13229	0.45305
38	26.37	272.40	1611.9	0.11149	0.40929
39	26.64	292.00	3403.7	0.14253	0.48812
	0.00	292.00	0.0	0.00000	0.00000
41	26.77	326.40	123.5	0.02257	0.06915
42	26.85	292.00	675.6	0.03393	0.11620
43	27.05	298.90	116.1	0.01418	0.04744
44	27.19	298.90	208.3	0.00666	0.02228
45	27.31	292.00	311.7	0.01049	0.03592
46	27.44	292.00	1073.9	0.03158	0.10815
47	27.54	292.00	1349.8	0.05139	0.17599
48	27.63	293.50	2554.0	0.14347	0.48882
49	27.86	324.70	386.0	0.01840	0.05667
50	28.09	292.00	1667.7	0.05387	0.18449
51	28.27	326.40	974.4	0.09779	0.29960
52	28.35	326.40	78.5	0.00379	0.01161
53	28.47	326.40	1036.2	0.05242	0.16060
54	28.62	326.40	935.4	0.02891	0.08857
55	28.82	326.40	37.5	0.00063	0.00193
56	28.90	326.40	353.6	0.01565	0.04795
57	29.06	326.40	355.8	0.01192	0.03652
58	29.19	326.40	608.4	0.02317	0.07099
59	29.33	326.40	630.1	0.01899	0.05818
60	29.41	360.90	109.6	0.00478	0.01324
61	29.49	315.80	1254.8	0.05581	0.17673
62	0.00	360.90	0.0	0.00000	0.00000
63	29.79	326.40	155.0	0.00509	0.01559
64	30.03	360.90	164.3	0.00743	0.02059
65	30.14	350.50	173.6	0.00455	0.01298
	0.00	360.90	0.0	0.00000	0.00000
67	30.26	336.80	113.9	0.00487	0.01446
68	30.32	326.40	43.6	0.00336	0.01029
69	30.43	337.50	777.4	0.03120	0.09244
70	0.00	360.90	0.0	0.00000	0.00000
71	30.77	347.80	101.2	0.00313	0.00900
72	30.94	336.80	18.8	0.00043	0.00128
73	31.20	360.90	65.1	0.00244	0.00676
74	31.30	347.80	380.6	0.00956	0.02749
75	31.44	360.90	250.3	0.00861	0.02386
76	0.00	360.90	0.0	0.00000	0.00000
77	31.91	360.90	58.6	0.00267	0.00740
78	0.00	395.30	0.0	0.00000	0.00000
79	32.16	360.90	12.3	0.00085	0.00236
80	32.26	360.90	145.0	0.00282	0.00781
81	0.00	395.30	0.0	0.00000	0.00000
82	32.49	360.90	410.6	0.01319	0.03655
83	32.65	360.90	40.1	0.00102	0.00283
84	32.81	360.90	25.6	0.00017	0.00047
85	0.00	395.30	0.0	0.00000	0.00000
86	0.00	360.90	0.0	0.00000	0.00000
87	0.00	395.30	0.0	0.00000	0.00000
88	33.53	395.30	85.5	0.00309	0.00782
89	33.65	360.90	86.2	0.00169	0.00468
90	33.82	395.30	13.4	0.00045	0.00114
91	0.00	360.90	0.0	0.00000	0.00000
	0.00	394.30	0.0	0.00000	0.00000
93	34.69	394.30	29.3	0.00101	0.00256
	34.90	394.30	77.8	0.00295	0.00748
95	35.19	382.20	35.0	0.00112	0.00293
96	0.00	429.80	0.0	0.00000	0.00000
97	0.00	360.90	0.0	0.00000	0.00000
98	0.00	395.30	0.0	0.00000	0.00000

000091

311604

99	0.00	429.80	0.0	0.00000	0.00000
100	0.00	395.30	0.0	0.00000	0.00000
101	0.00	429.80	0.0	0.00000	0.00000
102	36.59	395.30	111.9	0.00311	0.00787
103	0.00	395.30	0.0	0.00000	0.00000
104	0.00	395.30	0.0	0.00000	0.00000
105	0.00	429.80	0.0	0.00000	0.00000
5	0.00	395.30	0.0	0.00000	0.00000
107	0.00	395.30	0.0	0.00000	0.00000
108	0.00	429.80	0.0	0.00000	0.00000
109	0.00	429.80	0.0	0.00000	0.00000
110	0.00	429.80	0.0	0.00000	0.00000
111	0.00	395.30	0.0	0.00000	0.00000
112	0.00	429.80	0.0	0.00000	0.00000
113	0.00	464.20	0.0	0.00000	0.00000
114	0.00	464.20	0.0	0.00000	0.00000
115	0.00	429.80	0.0	0.00000	0.00000
116	0.00	429.80	0.0	0.00000	0.00000
117	0.00	464.20	0.0	0.00000	0.00000
118	0.00	498.60	0.0	0.00000	0.00000

CONCENTRATION = 7.635 Total ug

TOTAL MICROMOLES = 0.0311

AVERAGE MOLECULAR WEIGHT = 245.2

NUMBER OF CALIBRATED PEAKS FOUND= 74

INTERNAL STANDARD RETENTION TIME = 49.38 MINUTES

INTERNAL STANDARD PEAK AREA = 83748.6

NORTHEAST ANALYTICAL, INC.

301 NOTT STREET
SCHENECTADY, NY 12305
(518) 346-4592

CONGENER WEIGHT and MOLE REPORT

NEA FILE NAME: AB09391.mol

CUSTOMER: GENERAL ELECTRIC COMPANY (QEA)
SAMPLE DESCRIPTION: STA5-MID
COMMENT: 1999 CSPCB SPMD SAMPLES PROJECT GENHUD #150 COC:12/17/98
DATE ACQUIRED: 7-JAN-1999 23:26

TYPE FOR MIXED PEAK DECONVOLUTION= S

PEAK#	RET. TIME	T-CL:O-CL	IUPAC#	RRT	CONGENERS	WEIGHT %	MOLE %	PEAK#
	0.00	0:0	000	.0997	BIPHENYL	0.000	0.000	1
2	17.66	1:1	001	.1544	2	7.157	9.298	2
3	0.00	1:0	002	.1937	3	0.000	0.000	3
4	0.00	1:0	003	.1975	4	0.000	0.000	4
5	19.97	2:2	004 010	.2245	22' ; 26	31.014	34.081	5
6	20.92	2:1	007 009	.2566	24 ; 25	0.192	0.211	6
7	21.25	2:1	006	.2709	23'	0.937	1.029	7
8	21.45	2:1	005 008	.2785	23 ; 24'	5.641	6.199	8
9	0.00	2:0	014	.2973	35	0.000	0.000	9
10	22.10	3:3	019	.3045	22'6	2.786	2.652	10
11	0.00	3:2	030	.3165	246	0.000	0.000	11
12	0.00	2:0	011	.3238	33'	0.000	0.000	12
13	22.80	2:0	012 013	.3297	34 ; 34'	0.048	0.053	13
14	22.94	3:2 2:0	018 015	.3387	22'5 ; 44'	2.751	2.708	14
15	23.02	3:2	017	.3398	22'4	5.891	5.608	15
16	23.30	3:2	024 027	.3508	236 ; 23'6	2.036	1.938	16
17	23.56	3:2	016 032	.3625	22'3 ; 24'6	4.700	4.475	17
18	0.00	3:1	023	.3770	235	0.000	0.000	18
19	23.95	3:1 4:4	034 054	.3800	2'35 ; 22'66'	0.428	0.392	19
20	24.10	3:1	029	.3820	245	0.011	0.010	20
21	24.22	3:1	026	.3911	23'5	1.977	1.883	21
22	24.29	3:1	025	.3937	23'4	0.681	0.648	22
23	24.46	3:1	031	.4024	24'5	3.781	3.600	23
24	24.50	3:1 4:3	028 050	.4031	244' ; 22'46	2.401	2.286	24
25	24.83	3:1 4:3	021 033	.4170	233' ; 234 ; 22'56'	1.573	1.486	25
26	25.00	3:1 4:3	022 051	.4267	234' ; 22'46'	1.335	1.265	26
	25.19	4:3	045	.4334	22'36	0.599	0.503	27
28	0.00	3:1	036	.4379	33'5	0.000	0.000	28
29	25.42	4:3	046	.4450	22'36'	0.233	0.196	29
30	0.00	3:1	039	.4488	34'5	0.000	0.000	30
31	25.67	4:2	052 073	.4554	22'55' ; 23'5'6	4.527	3.801	31

PEAK#	RET. TIME	T-CL:O-CL	IUPAC#	RRT	CONGENERS	WEIGHT %	MOLE %	PEAK#
32	25.81	4:2	049	.4610	22'45	2.155	1.810	32
33	25.90	4:2	047	.4639	22'44'	1.033	0.867	33
34	25.94	4:2	048 075	.4651	22'45 ; 244'6	0.310	0.260	34
35	0.00	4:2	065 062	.4865	2346 ; 2356	0.000	0.000	35
36	26.12	3:0	035	.4738	33'4	0.067	0.064	36
37	26.26	5:4 4:2	104 044	.4832	22'466' ; 22'35'	1.733	1.455	37
38	26.37	3:0 4:2	037 042	.4870	344' ; 22'34' ; 233'6	1.460	1.314	38
39	26.64	4:2	064 071	.4990	23'34 ; 234'6 ; 23'4'6 +	1.867	1.567	39
40	0.00	4:1	068	.5040	23'45' ?	0.000	0.000	40
41	26.77	5:4	096	.5057	22'366'	0.296	0.222	41
42	26.85	4:2	040	.5102	22'33'	0.444	0.373	42
43	27.05	5:3 4:1	103 057	.5155	22'45'6 ; 233'5	0.186	0.152	43
44	27.19	5:3 4:1	100 067	.5212	22'44'6 ; 23'4'5	0.087	0.072	44
45	27.31	4:1	058 063	.5267	233'5' ; 234'5	0.137	0.115	45
46	27.44	4:1 5:3	074 094	.5340	244'5 ; 22'356'	0.414	0.347	46
47	27.54	4:1	070 061	.5407	23'4'5 ; 2'345 ; 2345?	0.673	0.565	47
48	27.63	4:1 5:3	066 095	.5447	23'44' ; 22'356 ; 22'35'6	1.879	1.570	48
49	27.86	5:3 4:1	091 098	.5549	22'34'6 ; 22'3'46 ; 233'4	0.241	0.182	49
50	28.09	4:1	056 060	.5676	233'4' ; 2344'	0.706	0.592	50
51	28.27	6:4 5:3	155 084	.5666	22'44'66' ; 22'33'6; 22'355'	1.281	0.962	51
52	28.35	5:3	089	.5779	22'346'	0.050	0.037	52
53	28.47	5:2	101 090	.5814	22'34'5 ; 22'455'	0.687	0.516	53
54	28.62	5:2	099	.5880	22'44'5	0.379	0.284	54
55	28.82	6:4 5:2	150 112	.5969	22'34'66' ; 233'56 ; 23'44'6	0.008	0.006	55
56	28.90	5:2	083 109	.6029	22'33'5 ; 233'46	0.205	0.154	56
	29.06	6:4 5:2	152 097	.6062	22'3566' ; 22'345 ; 22'3'45	0.156	0.117	57
58	29.19	5:2	087 111	.6175	22'345' ; 233'55' ; 2344'6	0.303	0.228	58
59	29.33	5:2	085 116	.6224	22'344' ; 23456?	0.249	0.187	59
60	29.41	6:4	136	.6257	22'33'66'	0.063	0.043	60
61	29.49	4:0 5:2	077 110	.6295	33'44' ; 233'4'6	0.731	0.567	61
62	0.00	6:3	154	.6349	22'44'56'	0.000	0.000	62
63	29.79	5:2	082	.6453	22'33'4	0.067	0.050	63
64	30.03	6:3	151	.6499	22'355'6	0.097	0.066	64
65	30.14	6:3 5:1	135 124	.6563	22'33'56' ; 2'344'5	0.060	0.042	65
66	0.00	6:3	144	.6584	22'345'6	0.000	0.000	66
67	30.26	5:1 6:3	107 108	.6628	233'4'5 ; 233'45' ; 22'34'56	0.064	0.046	67
68	30.32	5:1	123	.6658	2'344'5	0.044	0.033	68
69	30.43	6:3 5:1	149 118	.6672	22'34'5'6 ; 23'44'5 ; 233'45	0.409	0.297	69
70	0.00	6:3	139 140	.6707	22'344'6 ; 22'344'6'	0.000	0.000	70
71	30.77	6:3 5:1	134 143	.6796	22'33'56' ; 22'3456'; 2344'5	0.041	0.029	71
72	30.94	5:1 6:3	122 131	.6871	2'33'45; 22'33'46;22'33'55'+	0.006	0.004	72
73	31.20	6:2	146 161	.6955	22'34'55' ; 233'45'6	0.032	0.022	73
74	31.30	6:3 5:1	132 105	.7035	22'33'46' ; 233'44'	0.125	0.088	74
75	31.44	6:2	153	.7036	22'44'55'	0.113	0.077	75
76	0.00	6:2	168	.7068	23'44'5'6	0.000	0.000	76
77	31.91	6:2	141	.7203	22'3455'	0.035	0.024	77
78	0.00	7:4	179	.7205	22'33'566'	0.000	0.000	78
79	32.16	6:2	130	.7284	22'33'45'	0.011	0.008	79
80	32.26	6:2	137	.7329	22'344'5	0.037	0.025	80
81	0.00	7:4	176	.7305	22'33'466'	0.000	0.000	81
82	32.49	6:2	138 163	.7403	22'344'5' ; 233'4'56 ; +2	0.173	0.117	82
	32.65	6:2	158	.7429	233'44'6	0.013	0.009	83
84	32.81	6:2	129	.7501	22'33'45	0.002	0.002	84
85	0.00	7:3	178	.7537	22'33'55'6	0.000	0.000	85
86	0.00	6:2	166	.7572	2344'56	0.000	0.000	86
87	0.00	7:3	175	.7611	22'33'45'6	0.000	0.000	87

PEAK#	RET. TIME	T-CL:O-CL	IUPAC#	RRT	CONGENERS	WEIGHT %	MOLE %	PEAK#
[illegible]	33.53	7:3	187 182	.7653	22'34'55'6 ; 22'344'56'	0.040	0.025	88
89	33.65	6:2	128	.7761	22'33'44'	0.022	0.015	89
90	33.82	7:3	183	.7720	22'344'5'6	0.006	0.004	90
91	0.00	6:1	167	.7814	23'44'55'	0.000	0.000	91
92	0.00	7:3	185	.7848	22'3455'6	0.000	0.000	92
93	34.69	7:3	174 181	.7965	22'33'456' ; 22'344'56	0.013	0.008	93
94	34.90	7:3	177	.8031	22'33'4'56	0.039	0.024	94
95	35.19	7:3 6:1	171 156	.8105	22'33'44'6 ; 233'44'5	0.015	0.009	95
96	0.00	8:4	202	.8089	22'33'55'66'	0.000	0.000	96
97	0.00	6:1	157	.8184	233'44'5'	0.000	0.000	97
98	0.00	7:3	173	.8152	22'33'456	0.000	0.000	98
99	0.00	8:4	200 204	.8197	22'33'45'66' ; 22'344'566'	0.000	0.000	99
100	0.00	7:2	172 192	.8278	22'33'455' ; 233'455'6	0.000	0.000	100
101	0.00	8:4	197	.8293	22'33'44'66'	0.000	0.000	101
102	36.59	7:2	180	.8362	22'344'55'	0.041	0.025	102
103	0.00	7:2	193	.8397	233'4'55'6	0.000	0.000	103
104	0.00	7:2	191	.8447	233'44'5'6	0.000	0.000	104
105	0.00	8:4	199	.8494	22'33'4566'	0.000	0.000	105
106	0.00	7:2	170	.8740	22'33'44'5	0.000	0.000	106
107	0.00	7:2	190	.8740	233'44'56	0.000	0.000	107
108	0.00	8:3	198	.8845	22'33'455'6	0.000	0.000	108
109	0.00	8:3	201	.8875	22'33'4'55'6	0.000	0.000	109
110	0.00	8:3	196 203	.8935	22'33'44'5'6 ; 22'344'55'6	0.000	0.000	110
111	0.00	7:1	189	.9142	233'44'55'	0.000	0.000	111
112	0.00	8:3	195	.9321	22'33'44'56	0.000	0.000	112
113	0.00	9:4	208	.9320	22'33'455'66'	0.000	0.000	113
114	0.00	9:4	207	.9423	22'33'44'566'	0.000	0.000	114
115	0.00	8:2	194	.9620	22'33'44'55'	0.000	0.000	115
116	0.00	8:2	205	.9678	233'44'55'6	0.000	0.000	116
117	0.00	9:3	206	1.010	22'33'44'55'6	0.000	0.000	117
118	0.00	10:4	209	1.050	22'33'44'55'66'	0.000	0.000	118

CONCENTRATION = 7.635 Total ug

TOTAL MICROMOLES = 0.0311

AVERAGE MOLECULAR WEIGHT = 245.2

NUMBER OF CALIBRATED PEAKS FOUND= 74

Sample: STAS-MID Channel: detector 1 Filename: AB09391R
Acquired: 07-JAN-99 23:26 Method: J:\MAX99\GC9\QEA0107A Operator: REW
Dilution: 1 : 10.000 Amount: 1.000
Comments: NORTHEAST ANALYTICAL 301 NOTT STREET SCHENECTADY, NY 518-346-4592

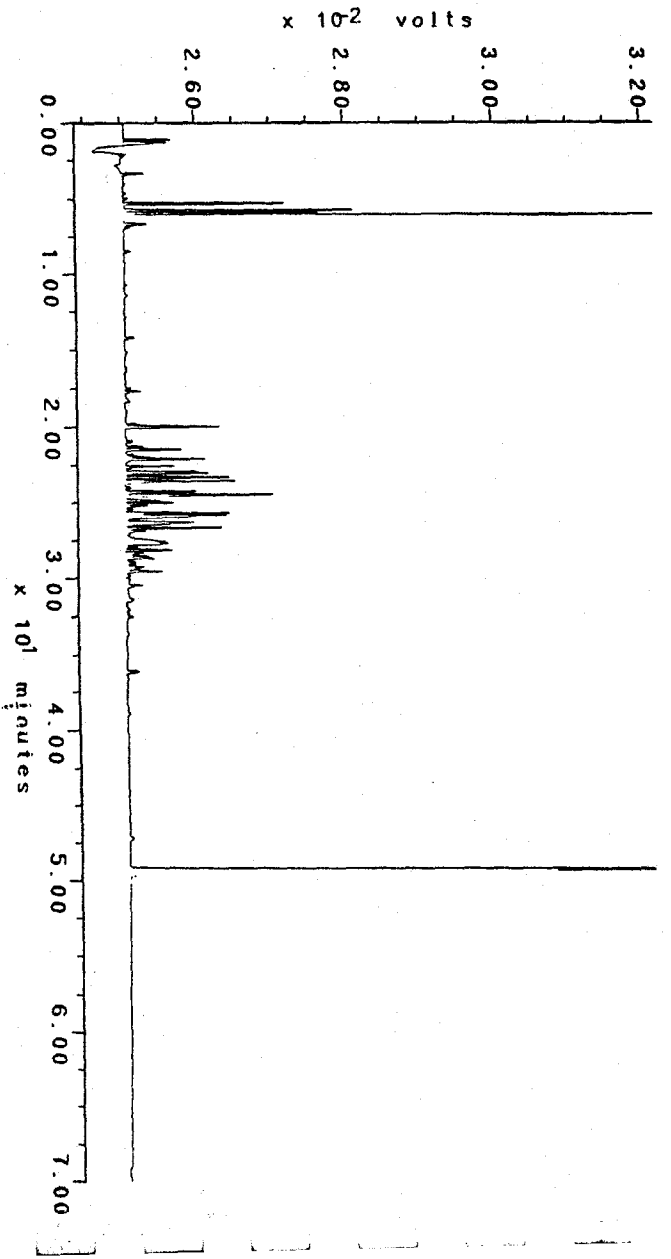

NORTHEAST ANALYTICAL, INC.

301 NOTT STREET
SCHENECTADY, NY 12305
(518) 346-4592

PCB SUMMARY REPORT

NEA FILE NAME: AB09392.hrs

CUSTOMER: GENERAL ELECTRIC COMPANY (QEA)
SAMPLE DESCRIPTION: STA6-MID
COMMENT: 1999 CSPCB SPMD SAMPLES PROJECT GENHUD #150 COC:12/17/98
DATE ACQUIRED: 8-JAN-1999 0:48

Total PCBs in Sample= 9.27 Total ug

PCB Homolog Distribution

Homologs	Wt. %	Mole %
Mono	3.25	4.38
Di	28.64	32.58
Tri	37.52	37.08
Tetra	22.94	20.06
Penta	6.51	5.10
Hexa	1.01	0.72
Hepta	0.12	0.08
Octa	0.00	0.00
Nona	0.00	0.00
Deca	0.00	0.00

NOMINAL 'AROCLOR' Distribution

Aroclor	Indicator Peak (PK#/IUPAC#)	Amount Total ug	Percent SEDIMENT	Percent BIOTA
A1221	2/001	0.3012	27.0	27.2
A1242	23+24/31+28	0.7303	65.4	66.0
A1254SED	61/110	0.0831	7.4	
A1254BIO	***/###	0.0724		6.5
A1260	102/180	0.0028	0.2	0.3
A1268	115/194	0.0000	0.0	0.0

***/###:69+75+82/149+153+138

rtho Cl / biphenyl Residue = 1.72

eta + Para Cl / biphenyl Residue = 1.19

TOTAL Cl / biphenyl Residue = 2.91

000097

311610

NORTHEAST ANALYTICAL, INC.

301 NOTT STREET
SCHENECTADY, NY 12305
(518) 346-4592

PCB CONGENER AMOUNT REPORT

NEA FILE NAME: AB09392.mol

CUSTOMER: GENERAL ELECTRIC COMPANY (QEA)
SAMPLE DESCRIPTION: STA6-MID
COMMENT: 1999 CSPCB SPMD SAMPLES PROJECT GENHUD #150 COC:12/17/98
DATE ACQUIRED: 8-JAN-1999 0:48

TYPE FOR MIXED PEAK DECONVOLUTION= S

PEAK NO.	RETENTION TIME	MOLECULAR WT.	PEAK AREA	AMOUNT (Total ug)	Nanomoles
1	0.00	154.20	0.0	0.00000	0.00000
2	17.66	188.70	255.5	0.30122	1.59629
3	0.00	188.70	0.0	0.00000	0.00000
4	0.00	188.70	0.0	0.00000	0.00000
5	19.97	223.10	4479.4	2.03448	9.11914
6	20.91	223.10	188.5	0.01166	0.05226
7	21.26	223.10	583.5	0.07669	0.34375
8	21.45	223.10	1748.1	0.45112	2.02205
9	0.00	223.10	0.0	0.00000	0.00000
10	22.10	257.50	2577.1	0.21572	0.83775
11	0.00	257.50	0.0	0.00000	0.00000
12	0.00	223.10	0.0	0.00000	0.00000
13	22.80	223.10	73.8	0.00616	0.02761
14	22.94	249.00	3484.1	0.30389	1.22044
15	23.02	257.50	4606.4	0.80109	3.11103
16	23.30	257.50	3969.9	0.18478	0.71759
17	23.56	257.50	6224.9	0.57571	2.23577
18	0.00	257.50	0.0	0.00000	0.00000
19	23.94	267.90	282.7	0.04375	0.16331
20	24.10	257.50	26.7	0.00122	0.00474
21	24.22	257.50	3521.3	0.24008	0.93235
22	24.28	257.50	1716.6	0.08351	0.32431
23	24.46	257.50	8001.4	0.49320	1.91534
24	24.50	257.50	4805.1	0.23705	0.92058
25	24.83	259.50	2466.6	0.16805	0.64759
	24.99	258.70	2043.6	0.13471	0.52072
27	25.19	292.00	1077.3	0.07001	0.23976
28	0.00	257.50	0.0	0.00000	0.00000
29	25.42	292.00	453.0	0.03353	0.11483
30	0.00	257.50	0.0	0.00000	0.00000
31	25.67	292.00	5159.1	0.52164	1.78644
32	25.80	292.00	5761.6	0.28052	0.96068

000098

311611

33	25.89	292.00	3838.6	0.12993	0.44497
34	25.94	292.00	724.3	0.03272	0.11205
35	0.00	292.00	0.0	0.00000	0.00000
36	26.12	257.50	25.9	0.00523	0.02031
37	26.26	292.00	3507.1	0.21070	0.72158
38	26.36	272.40	2288.2	0.16212	0.59515
39	26.64	292.00	5170.0	0.22178	0.75952
40	0.00	292.00	0.0	0.00000	0.00000
41	26.78	326.40	155.2	0.02906	0.08903
42	26.85	292.00	1133.1	0.05830	0.19966
43	27.05	298.90	174.4	0.02184	0.07307
44	27.18	298.90	274.5	0.00898	0.03004
45	27.30	292.00	445.3	0.01535	0.05257
46	27.43	292.00	1374.6	0.04141	0.14182
47	27.54	292.00	1865.5	0.07276	0.24918
48	27.63	293.50	3539.8	0.20370	0.69404
49	27.86	324.70	528.6	0.02582	0.07952
50	28.08	292.00	3655.9	0.12098	0.41432
51	28.26	326.40	1648.4	0.16947	0.51921
52	28.35	326.40	106.1	0.00525	0.01608
53	28.47	326.40	1496.4	0.07755	0.23759
54	28.62	326.40	1564.7	0.04955	0.15181
55	28.83	326.40	88.5	0.00152	0.00466
56	28.90	326.40	568.3	0.02576	0.07892
57	29.05	326.40	454.0	0.01557	0.04770
58	29.18	326.40	726.2	0.02833	0.08680
59	29.32	326.40	943.6	0.02914	0.08928
60	29.40	360.90	123.9	0.00554	0.01535
61	29.49	315.80	1824.8	0.08314	0.26327
62	0.00	360.90	0.0	0.00000	0.00000
63	29.79	326.40	208.2	0.00700	0.02145
64	30.03	360.90	217.9	0.01009	0.02796
65	30.14	350.50	215.6	0.00578	0.01649
66	0.00	360.90	0.0	0.00000	0.00000
67	30.25	336.80	159.8	0.00700	0.02078
68	30.31	326.40	25.2	0.00199	0.00610
69	30.42	337.50	995.0	0.04091	0.12121
70	0.00	360.90	0.0	0.00000	0.00000
71	30.77	347.80	157.8	0.00499	0.01435
72	30.96	336.80	17.1	0.00040	0.00119
73	31.19	360.90	85.2	0.00327	0.00906
74	31.30	347.80	413.4	0.01064	0.03059
75	31.44	360.90	357.9	0.01261	0.03494
76	0.00	360.90	0.0	0.00000	0.00000
77	31.91	360.90	74.9	0.00350	0.00970
78	0.00	395.30	0.0	0.00000	0.00000
79	32.16	360.90	35.4	0.00249	0.00690
80	32.25	360.90	265.8	0.00529	0.01466
81	0.00	395.30	0.0	0.00000	0.00000
82	32.48	360.90	575.1	0.01893	0.05245
83	32.65	360.90	36.8	0.00096	0.00266
84	32.83	360.90	25.5	0.00017	0.00047
85	33.15	395.30	15.0	0.00093	0.00235
86	0.00	360.90	0.0	0.00000	0.00000
87	0.00	395.30	0.0	0.00000	0.00000
88	33.54	395.30	101.5	0.00376	0.00951
89	33.64	360.90	72.4	0.00146	0.00405
90	33.80	395.30	18.3	0.00064	0.00162
91	0.00	360.90	0.0	0.00000	0.00000
92	0.00	394.30	0.0	0.00000	0.00000
93	34.69	394.30	38.3	0.00135	0.00342
94	34.91	394.30	35.9	0.00140	0.00355
95	35.18	382.20	31.3	0.00103	0.00269
96	0.00	429.80	0.0	0.00000	0.00000
97	0.00	360.90	0.0	0.00000	0.00000
98	0.00	395.30	0.0	0.00000	0.00000

000099

311612

99	0.00	429.80	0.0	0.00000	0.00000
100	0.00	395.30	0.0	0.00000	0.00000
101	0.00	429.80	0.0	0.00000	0.00000
102	36.58	395.30	97.5	0.00277	0.00701
103	0.00	395.30	0.0	0.00000	0.00000
104	0.00	395.30	0.0	0.00000	0.00000
105	0.00	429.80	0.0	0.00000	0.00000
5	0.00	395.30	0.0	0.00000	0.00000
7	0.00	395.30	0.0	0.00000	0.00000
108	0.00	429.80	0.0	0.00000	0.00000
109	0.00	429.80	0.0	0.00000	0.00000
110	0.00	429.80	0.0	0.00000	0.00000
111	0.00	395.30	0.0	0.00000	0.00000
112	0.00	429.80	0.0	0.00000	0.00000
113	0.00	464.20	0.0	0.00000	0.00000
114	0.00	464.20	0.0	0.00000	0.00000
115	0.00	429.80	0.0	0.00000	0.00000
116	0.00	429.80	0.0	0.00000	0.00000
117	0.00	464.20	0.0	0.00000	0.00000
118	0.00	498.60	0.0	0.00000	0.00000

CONCENTRATION = 9.271 Total ug

TOTAL MICROMOLES = 0.0364

AVERAGE MOLECULAR WEIGHT = 254.5

NUMBER OF CALIBRATED PEAKS FOUND= 75

INTERNAL STANDARD RETENTION TIME = 49.38 MINUTES

INTERNAL STANDARD PEAK AREA = 81752.3

NORTHEAST ANALYTICAL, INC.

301 NOTT STREET
SCHENECTADY, NY 12305
(518) 346-4592

CONGENER WEIGHT and MOLE REPORT

NEA FILE NAME: AB09392.mol

CUSTOMER: GENERAL ELECTRIC COMPANY (QEA)
SAMPLE DESCRIPTION: STA6-MID
COMMENT: 1999 CSPCB SPMD SAMPLES PROJECT GENHUD #150 COC:12/17/98
DATE ACQUIRED: 8-JAN-1999 0:48

TYPE FOR MIXED PEAK DECONVOLUTION= S

PEAK#	RET. TIME	T-CL:O-CL	IUPAC#	RRT	CONGENERS	WEIGHT %	MOLE %	PEAK#
	0.00	0:0	000	.0997	BIPHENYL	0.000	0.000	1
2	17.66	1:1	001	.1544	2	3.249	4.382	2
3	0.00	1:0	002	.1937	3	0.000	0.000	3
4	0.00	1:0	003	.1975	4	0.000	0.000	4
5	19.97	2:2	004 010	.2245	22' ; 26	21.945	25.034	5
6	20.91	2:1	007 009	.2566	24 ; 25	0.126	0.143	6
7	21.26	2:1	006	.2709	23'	0.827	0.944	7
8	21.45	2:1	005 008	.2785	23 ; 24'	4.866	5.551	8
9	0.00	2:0	014	.2973	35	0.000	0.000	9
10	22.10	3:3	019	.3045	22'6	2.327	2.300	10
11	0.00	3:2	030	.3165	246	0.000	0.000	11
12	0.00	2:0	011	.3238	33'	0.000	0.000	12
13	22.80	2:0	012 013	.3297	34 ; 34'	0.066	0.076	13
14	22.94	3:2 2:0	018 015	.3387	22'5 ; 44'	3.278	3.350	14
15	23.02	3:2	017	.3398	22'4	8.641	8.540	15
16	23.30	3:2	024 027	.3508	236 ; 23'6	1.993	1.970	16
17	23.56	3:2	016 032	.3625	22'3 ; 24'6	6.210	6.138	17
18	0.00	3:1	023	.3770	235	0.000	0.000	18
19	23.94	3:1 4:4	034 054	.3800	2'35 ; 22'66'	0.472	0.448	19
20	24.10	3:1	029	.3820	245	0.013	0.013	20
21	24.22	3:1	026	.3911	23'5	2.590	2.560	21
22	24.28	3:1	025	.3937	23'4	0.901	0.890	22
23	24.46	3:1	031	.4024	24'5	5.320	5.258	23
24	24.50	3:1 4:3	028 050	.4031	244' ; 22'46	2.557	2.527	24
25	24.83	3:1 4:3	021 033	.4170	233' ; 234 ; 22'56'	1.813	1.778	25
26	24.99	3:1 4:3	022 051	.4267	234' ; 22'46'	1.453	1.429	26
	25.19	4:3	045	.4334	22'36	0.755	0.658	27
28	0.00	3:1	036	.4379	33'5	0.000	0.000	28
29	25.42	4:3	046	.4450	22'36'	0.362	0.315	29
30	0.00	3:1	039	.4488	34'5	0.000	0.000	30
31	25.67	4:2	052 073	.4554	22'55' ; 23'5'6	5.627	4.904	31

PEAK#	RET. TIME	T-CL:O-CL	IUPAC#	RRT	CONGENERS	WEIGHT %	MOLE %	PEAK#
[illegible]	25.80	4:2	049	.4610	22'45	3.026	2.637	32
33	25.89	4:2	047	.4639	22'44'	1.402	1.222	33
34	25.94	4:2	048 075	.4651	22'45 ; 244'6	0.353	0.308	34
35	0.00	4:2	065 062	.4865	2346 ; 2356	0.000	0.000	35
36	26.12	3:0	035	.4738	33'4	0.056	0.056	36
37	26.26	5:4 4:2	104 044	.4832	22'466' ; 22'35'	2.273	1.981	37
38	26.36	3:0 4:2	037 042	.4870	344' ; 22'34' ; 233'6	1.749	1.634	38
39	26.64	4:2	064 071	.4990	23'34 ; 234'6 ; 23'4'6 +	2.392	2.085	39
40	0.00	4:1	068	.5040	23'45' ?	0.000	0.000	40
41	26.78	5:4	096	.5057	22'366'	0.313	0.244	41
42	26.85	4:2	040	.5102	22'33'	0.629	0.548	42
43	27.05	5:3 4:1	103 057	.5155	22'45'6 ; 233'5	0.236	0.201	43
44	27.18	5:3 4:1	100 067	.5212	22'44'6 ; 23'4'5	0.097	0.082	44
45	27.30	4:1	058 063	.5267	233'5' ; 234'5	0.166	0.144	45
46	27.43	4:1 5:3	074 094	.5340	244'5 ; 22'356'	0.447	0.389	46
47	27.54	4:1	070 061	.5407	23'4'5 ; 2'345 ; 2345?	0.785	0.684	47
48	27.63	4:1 5:3	066 095	.5447	23'44' ; 22'356 ; 22'35'6	2.197	1.905	48
49	27.86	5:3 4:1	091 098	.5549	22'34'6 ; 22'3'46 ; 233'4	0.279	0.218	49
50	28.08	4:1	056 060	.5676	233'4' ; 2344'	1.305	1.137	50
51	28.26	6:4 5:3	155 084	.5666	22'44'66' ; 22'33'6; 22'355'	1.828	1.425	51
52	28.35	5:3	089	.5779	22'346'	0.057	0.044	52
53	28.47	5:2	101 090	.5814	22'34'5 ; 22'455'	0.837	0.652	53
54	28.62	5:2	099	.5880	22'44'5	0.534	0.417	54
55	28.83	6:4 5:2	150 112	.5969	22'34'66' ; 233'56 ; 23'44'6	0.016	0.013	55
56	28.90	5:2	083 109	.6029	22'33'5 ; 233'46	0.278	0.217	56
	29.05	6:4 5:2	152 097	.6062	22'3566' ; 22'345 ; 22'3'45	0.168	0.131	57
58	29.18	5:2	087 111	.6175	22'345' ; 233'55' ; 2344'6	0.306	0.238	58
59	29.32	5:2	085 116	.6224	22'344' ; 23456?	0.314	0.245	59
60	29.40	6:4	136	.6257	22'33'66'	0.060	0.042	60
61	29.49	4:0 5:2	077 110	.6295	33'44' ; 233'4'6	0.897	0.723	61
62	0.00	6:3	154	.6349	22'44'56'	0.000	0.000	62
63	29.79	5:2	082	.6453	22'33'4	0.076	0.059	63
64	30.03	6:3	151	.6499	22'355'6	0.109	0.077	64
65	30.14	6:3 5:1	135 124	.6563	22'33'56' ; 2'344'5	0.062	0.045	65
66	0.00	6:3	144	.6584	22'345'6	0.000	0.000	66
67	30.25	5:1 6:3	107 108	.6628	233'4'5 ; 233'45' ; 22'34'56	0.076	0.057	67
68	30.31	5:1	123	.6658	2'344'5	0.021	0.017	68
69	30.42	6:3 5:1	149 118	.6672	22'34'5'6 ; 23'44'5 ; 233'45	0.441	0.333	69
70	0.00	6:3	139 140	.6707	22'344'6 ; 22'344'6'	0.000	0.000	70
71	30.77	6:3 5:1	134 143	.6796	22'33'56' ; 22'3456'; 2344'5	0.054	0.039	71
72	30.96	5:1 6:3	122 131	.6871	2'33'45; 22'33'46;22'33'55'+	0.004	0.003	72
73	31.19	6:2	146 161	.6955	22'34'55' ; 233'45'6	0.035	0.025	73
74	31.30	6:3 5:1	132 105	.7035	22'33'46' ; 233'44'	0.115	0.084	74
75	31.44	6:2	153	.7036	22'44'55'	0.136	0.096	75
76	0.00	6:2	168	.7068	23'44'5'6	0.000	0.000	76
77	31.91	6:2	141	.7203	22'3455'	0.038	0.027	77
78	0.00	7:4	179	.7205	22'33'566'	0.000	0.000	78
79	32.16	6:2	130	.7284	22'33'45'	0.027	0.019	79
80	32.25	6:2	137	.7329	22'344'5	0.057	0.040	80
81	0.00	7:4	176	.7305	22'33'466'	0.000	0.000	81
82	32.48	6:2	138 163	.7403	22'344'5' ; 233'4'56 ; +2	0.204	0.144	82
	32.65	6:2	158	.7429	233'44'6	0.010	0.007	83
84	32.83	6:2	129	.7501	22'33'45	0.002	0.001	84
85	33.15	7:3	178	.7537	22'33'55'6	0.010	0.006	85
86	0.00	6:2	166	.7572	2344'56	0.000	0.000	86
87	0.00	7:3	175	.7611	22'33'45'6	0.000	0.000	87

PEAK#	RET. TIME	T-CL:O-CL	IUPAC#	RRT	CONGENERS	WEIGHT %	MOLE %	PEAK#
[illegible]	33.54	7:3	187 182	.7653	22'34'55'6 ; 22'344'56'	0.041	0.026	88
89	33.64	6:2	128	.7761	22'33'44'	0.016	0.011	89
90	33.80	7:3	183	.7720	22'344'5'6	0.007	0.004	90
91	0.00	6:1	167	.7814	23'44'55'	0.000	0.000	91
92	0.00	7:3	185	.7848	22'3455'6	0.000	0.000	92
93	34.69	7:3	174 181	.7965	22'33'456' ; 22'344'56	0.015	0.009	93
94	34.91	7:3	177	.8031	22'33'4'56	0.015	0.010	94
95	35.18	7:3 6:1	171 156	.8105	22'33'44'6 ; 233'44'5	0.011	0.007	95
96	0.00	8:4	202	.8089	22'33'55'66'	0.000	0.000	96
97	0.00	6:1	157	.8184	233'44'5'	0.000	0.000	97
98	0.00	7:3	173	.8152	22'33'456	0.000	0.000	98
99	0.00	8:4	200 204	.8197	22'33'45'66' ; 22'344'566'	0.000	0.000	99
100	0.00	7:2	172 192	.8278	22'33'455' ; 233'455'6	0.000	0.000	100
101	0.00	8:4	197	.8293	22'33'44'66'	0.000	0.000	101
102	36.58	7:2	180	.8362	22'344'55'	0.030	0.019	102
103	0.00	7:2	193	.8397	233'4'55'6	0.000	0.000	103
104	0.00	7:2	191	.8447	233'44'5'6	0.000	0.000	104
105	0.00	8:4	199	.8494	22'33'4566'	0.000	0.000	105
106	0.00	7:2	170	.8740	22'33'44'5	0.000	0.000	106
107	0.00	7:2	190	.8740	233'44'56	0.000	0.000	107
108	0.00	8:3	198	.8845	22'33'455'6	0.000	0.000	108
109	0.00	8:3	201	.8875	22'33'4'55'6	0.000	0.000	109
110	0.00	8:3	196 203	.8935	22'33'44'5'6 ; 22'344'55'6	0.000	0.000	110
111	0.00	7:1	189	.9142	233'44'55'	0.000	0.000	111
112	0.00	8:3	195	.9321	22'33'44'56	0.000	0.000	112
113	0.00	9:4	208	.9320	22'33'455'66'	0.000	0.000	113
114	0.00	9:4	207	.9423	22'33'44'566'	0.000	0.000	114
115	0.00	8:2	194	.9620	22'33'44'55'	0.000	0.000	115
116	0.00	8:2	205	.9678	233'44'55'6	0.000	0.000	116
117	0.00	9:3	206	1.010	22'33'44'55'6	0.000	0.000	117
118	0.00	10:4	209	1.050	22'33'44'55'66'	0.000	0.000	118

CONCENTRATION = 9.271 Total ug

TOTAL MICROMOLES = 0.0364

AVERAGE MOLECULAR WEIGHT = 254.5

NUMBER OF CALIBRATED PEAKS FOUND= 75

311617

Sample: STA6-MID Channel: detector 1 Filename: AB09392R
Acquired: 08-JAN-99 0:48 Method: J:\MAX99\GC9\QEA010TA Operator: REW
Dilution: 1 : 10.000 Amount: 1.000
Comments: NORTHEAST ANALYTICAL 301 NOTT STREET SCHENECTADY, NY 518-348-4592

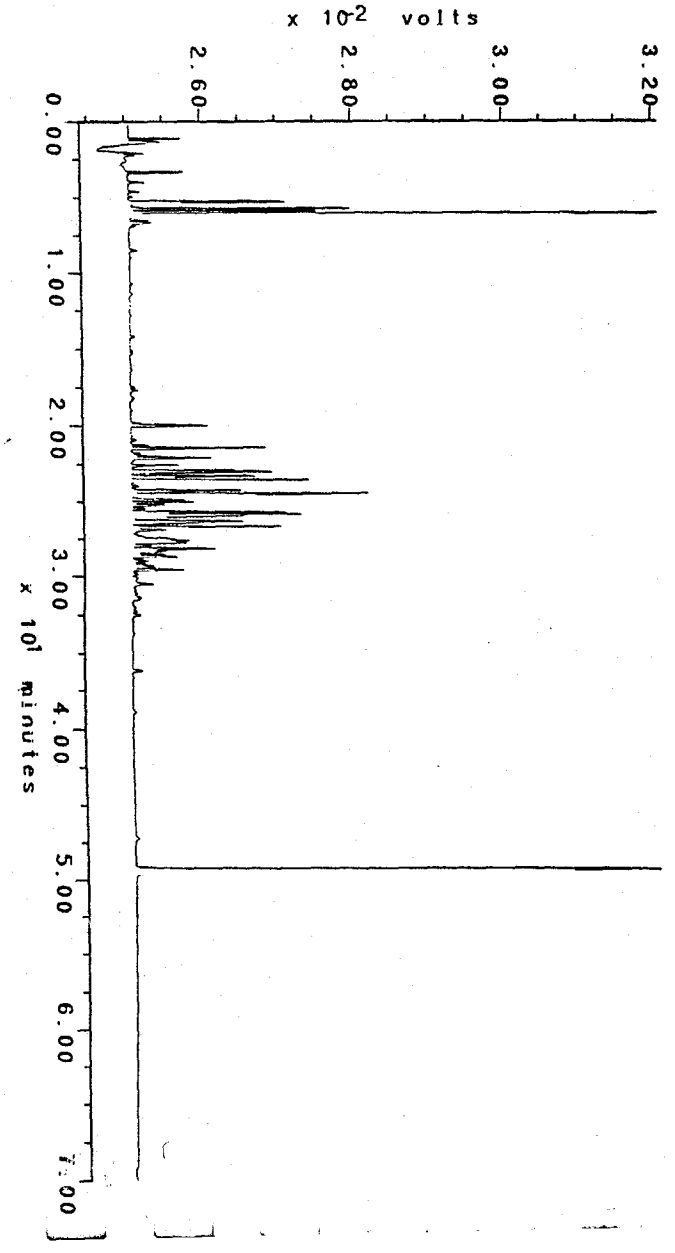

000104

NORTHEAST ANALYTICAL, INC.

301 NOTT STREET
SCHENECTADY, NY 12305
(518) 346-4592

PCB SUMMARY REPORT

NEA FILE NAME: AB09393.hrs

CUSTOMER: GENERAL ELECTRIC COMPANY (QEA)
SAMPLE DESCRIPTION: STA7-MID
COMMENT: 1999 CSPCB SPMD SAMPLES PROJECT GENHUD #150 COC:12/17/98
DATE ACQUIRED: 8-JAN-1999 2:09

Total PCBs in Sample= 7.75 Total ug

PCB Homolog Distribution

Homologs	Wt. %	Mole %
Mono	0.95	1.29
Di	24.23	27.81
Tri	46.55	46.55
Tetra	21.93	19.39
Penta	5.46	4.32
Hexa	0.76	0.55
Hepta	0.12	0.08
Octa	0.00	0.00
Nona	0.00	0.00
Deca	0.00	0.00

NOMINAL 'AROCLOR' Distribution

Aroclor	Indicator Peak (PK#/IUPAC#)	Amount Total ug	Percent SEDIMENT	Percent BIOTA
A1221	2/001	0.0734	8.5	8.6
A1242	23+24/31+28	0.7309	84.5	85.3
A1254SED	61/110	0.0590	6.8	
A1254BIO	***/###	0.0503		5.9
A1260	102/180	0.0020	0.2	0.2
A1268	115/194	0.0000	0.0	0.0

***/###:69+75+82/149+153+138

ortho Cl / biphenyl Residue = 1.73

Meta + Para Cl / biphenyl Residue = 1.27

TOTAL Cl / biphenyl Residue = 3.00

000105

311618

NORTHEAST ANALYTICAL, INC.

301 NOTT STREET
SCHENECTADY, NY 12305
(518) 346-4592

PCB CONGENER AMOUNT REPORT

NEA FILE NAME: AB09393.mol

CUSTOMER: GENERAL ELECTRIC COMPANY (QEA)
SAMPLE DESCRIPTION: STA7-MID
COMMENT: 1999 CSPCB SPMD SAMPLES PROJECT GENHUD #150 COC:12/17/98
DATE ACQUIRED: 8-JAN-1999 2:09

TYPE FOR MIXED PEAK DECONVOLUTION= S

PEAK NO.	RETENTION TIME	MOLECULAR WT.	PEAK AREA	AMOUNT (Total ug)	Nanomoles
1	0.00	154.20	0.0	0.00000	0.00000
2	17.66	188.70	62.2	0.07340	0.38898
3	0.00	188.70	0.0	0.00000	0.00000
4	0.00	188.70	0.0	0.00000	0.00000
5	19.97	223.10	2894.9	1.31659	5.90134
6	20.92	223.10	100.5	0.00622	0.02788
7	21.26	223.10	477.5	0.06285	0.28171
8	21.46	223.10	1530.3	0.39545	1.77252
9	0.00	223.10	0.0	0.00000	0.00000
10	22.10	257.50	2031.1	0.17025	0.66117
11	0.00	257.50	0.0	0.00000	0.00000
12	0.00	223.10	0.0	0.00000	0.00000
13	22.80	223.10	87.6	0.00732	0.03281
14	22.95	249.00	4084.4	0.35672	1.43261
15	23.02	257.50	5440.2	0.94735	3.67903
16	23.30	257.50	3455.9	0.16107	0.62551
17	23.57	257.50	6927.1	0.64151	2.49130
18	0.00	257.50	0.0	0.00000	0.00000
19	23.95	267.90	237.1	0.03674	0.13714
20	24.09	257.50	21.9	0.00100	0.00388
21	24.22	257.50	3537.6	0.24152	0.93794
22	24.29	257.50	1720.9	0.08383	0.32555
23	24.47	257.50	8343.2	0.51495	1.99981
24	24.50	257.50	4371.1	0.21593	0.83856
25	24.84	259.50	2209.3	0.15073	0.58085
	25.00	258.70	1801.0	0.11888	0.45953
27	25.19	292.00	1076.1	0.07003	0.23983
28	0.00	257.50	0.0	0.00000	0.00000
29	25.42	292.00	459.3	0.03404	0.11658
30	0.00	257.50	0.0	0.00000	0.00000
31	25.67	292.00	4025.2	0.40754	1.39568
32	25.81	292.00	5132.2	0.25021	0.85688

000106

311619

33	25.90	292.00	3032.2	0.10277	0.35195
34	25.95	292.00	594.9	0.02691	0.09216
35	0.00	292.00	0.0	0.00000	0.00000
36	26.13	257.50	19.4	0.00392	0.01522
37	26.27	292.00	3177.2	0.19114	0.65459
38	26.37	272.40	1816.5	0.12888	0.47313
39	26.64	292.00	4375.5	0.18795	0.64366
	0.00	292.00	0.0	0.00000	0.00000
41	26.78	326.40	143.1	0.02682	0.08217
42	26.85	292.00	1056.6	0.05444	0.18644
43	27.05	298.90	134.0	0.01680	0.05621
44	27.20	298.90	158.3	0.00519	0.01736
45	27.31	292.00	287.3	0.00992	0.03397
46	27.44	292.00	941.1	0.02838	0.09719
47	27.54	292.00	1376.5	0.05376	0.18411
48	27.63	293.50	2455.9	0.14151	0.48215
49	27.86	324.70	461.1	0.02255	0.06945
50	28.09	292.00	1475.4	0.04889	0.16743
51	28.27	326.40	1156.0	0.11900	0.36458
52	28.35	326.40	218.9	0.01085	0.03324
53	28.47	326.40	885.1	0.04593	0.14072
54	28.62	326.40	870.5	0.02760	0.08456
55	28.83	326.40	38.2	0.00066	0.00202
56	28.90	326.40	395.1	0.01793	0.05493
57	29.06	326.40	325.1	0.01117	0.03422
58	29.19	326.40	487.0	0.01902	0.05827
59	29.33	326.40	681.4	0.02107	0.06455
60	29.41	360.90	85.2	0.00382	0.01058
61	29.50	315.80	1294.2	0.05904	0.18695
62	0.00	360.90	0.0	0.00000	0.00000
63	29.79	326.40	116.9	0.00394	0.01207
64	30.03	360.90	133.8	0.00620	0.01718
65	30.14	350.50	99.4	0.00267	0.00762
66	0.00	360.90	0.0	0.00000	0.00000
67	30.26	336.80	60.8	0.00267	0.00793
68	30.32	326.40	14.0	0.00111	0.00340
69	30.43	337.50	703.4	0.02896	0.08581
70	0.00	360.90	0.0	0.00000	0.00000
71	30.77	347.80	65.0	0.00206	0.00592
72	30.95	336.80	16.3	0.00038	0.00113
73	31.20	360.90	61.6	0.00237	0.00657
74	31.31	347.80	297.1	0.00766	0.02202
75	31.44	360.90	252.1	0.00890	0.02466
76	0.00	360.90	0.0	0.00000	0.00000
77	31.91	360.90	37.9	0.00177	0.00490
78	0.00	395.30	0.0	0.00000	0.00000
79	32.18	360.90	15.1	0.00106	0.00294
80	32.27	360.90	162.7	0.00325	0.00901
81	0.00	395.30	0.0	0.00000	0.00000
82	32.49	360.90	377.3	0.01243	0.03444
83	32.65	360.90	16.2	0.00042	0.00116
84	32.83	360.90	17.8	0.00012	0.00033
85	33.14	395.30	14.9	0.00093	0.00235
86	0.00	360.90	0.0	0.00000	0.00000
87	0.00	395.30	0.0	0.00000	0.00000
88	33.55	395.30	55.4	0.00205	0.00519
89	33.66	360.90	25.6	0.00051	0.00141
90	33.82	395.30	18.0	0.00063	0.00159
91	0.00	360.90	0.0	0.00000	0.00000
92	0.00	394.30	0.0	0.00000	0.00000
93	34.69	394.30	29.6	0.00104	0.00264
	34.91	394.30	47.9	0.00186	0.00472
95	35.22	382.20	22.6	0.00074	0.00194
96	0.00	429.80	0.0	0.00000	0.00000
97	0.00	360.90	0.0	0.00000	0.00000
98	0.00	395.30	0.0	0.00000	0.00000

99	0.00	429.80	0.0	0.00000	0.00000
100	0.00	395.30	0.0	0.00000	0.00000
101	0.00	429.80	0.0	0.00000	0.00000
102	36.59	395.30	70.7	0.00201	0.00508
103	0.00	395.30	0.0	0.00000	0.00000
104	0.00	395.30	0.0	0.00000	0.00000
105	0.00	429.80	0.0	0.00000	0.00000
106	0.00	395.30	0.0	0.00000	0.00000
107	0.00	395.30	0.0	0.00000	0.00000
108	0.00	429.80	0.0	0.00000	0.00000
109	0.00	429.80	0.0	0.00000	0.00000
110	0.00	429.80	0.0	0.00000	0.00000
111	0.00	395.30	0.0	0.00000	0.00000
112	0.00	429.80	0.0	0.00000	0.00000
113	0.00	464.20	0.0	0.00000	0.00000
114	0.00	464.20	0.0	0.00000	0.00000
115	0.00	429.80	0.0	0.00000	0.00000
116	0.00	429.80	0.0	0.00000	0.00000
117	0.00	464.20	0.0	0.00000	0.00000
118	0.00	498.60	0.0	0.00000	0.00000

CONCENTRATION = 7.746 Total ug

TOTAL MICROMOLES = 0.0301

AVERAGE MOLECULAR WEIGHT = 257.3

NUMBER OF CALIBRATED PEAKS FOUND= 75

INTERNAL STANDARD RETENTION TIME = 49.38 MINUTES

INTERNAL STANDARD PEAK AREA = 81643.2

NORTHEAST ANALYTICAL, INC.

301 NOTT STREET
SCHENECTADY, NY 12305
(518) 346-4592

CONGENER WEIGHT and MOLE REPORT

NEA FILE NAME: AB09393.mol

CUSTOMER: GENERAL ELECTRIC COMPANY (QEA)
SAMPLE DESCRIPTION: STA7-MID
COMMENT: 1999 CSPCB SPMD SAMPLES PROJECT GENHUD #150 COC:12/17/98
DATE ACQUIRED: 8-JAN-1999 2:09

TYPE FOR MIXED PEAK DECONVOLUTION= S

PEAK#	RET. TIME	T-CL:O-CL	IUPAC#	RRT	CONGENERS	WEIGHT %	MOLE %	PEAK#
	0.00	0:0	000	.0997	BIPHENYL	0.000	0.000	1
2	17.66	1:1	001	.1544	2	0.948	1.292	2
3	0.00	1:0	002	.1937	3	0.000	0.000	3
4	0.00	1:0	003	.1975	4	0.000	0.000	4
5	19.97	2:2	004 010	.2245	22' ; 26	16.997	19.605	5
6	20.92	2:1	007 009	.2566	24 ; 25	0.080	0.093	6
7	21.26	2:1	006	.2709	23'	0.811	0.936	7
8	21.46	2:1	005 008	.2785	23 ; 24'	5.105	5.889	8
9	0.00	2:0	014	.2973	35	0.000	0.000	9
10	22.10	3:3	019	.3045	22'6	2.198	2.196	10
11	0.00	3:2	030	.3165	246	0.000	0.000	11
12	0.00	2:0	011	.3238	33'	0.000	0.000	12
13	22.80	2:0	012 013	.3297	34 ; 34'	0.095	0.109	13
14	22.95	3:2 2:0	018 015	.3387	22'5 ; 44'	4.605	4.759	14
15	23.02	3:2	017	.3398	22'4	12.231	12.222	15
16	23.30	3:2	024 027	.3508	236 ; 23'6	2.079	2.078	16
17	23.57	3:2	016 032	.3625	22'3 ; 24'6	8.282	8.276	17
18	0.00	3:1	023	.3770	235	0.000	0.000	18
19	23.95	3:1 4:4	034 054	.3800	2'35 ; 22'66'	0.474	0.456	19
20	24.09	3:1	029	.3820	245	0.013	0.013	20
21	24.22	3:1	026	.3911	23'5	3.118	3.116	21
22	24.29	3:1	025	.3937	23'4	1.082	1.082	22
23	24.47	3:1	031	.4024	24'5	6.648	6.644	23
24	24.50	3:1 4:3	028 050	.4031	244' ; 22'46	2.788	2.786	24
25	24.84	3:1 4:3	021 033	.4170	233' ; 234 ; 22'56'	1.946	1.930	25
26	25.00	3:1 4:3	022 051	.4267	234' ; 22'46'	1.535	1.527	26
	25.19	4:3	045	.4334	22'36	0.904	0.797	27
28	0.00	3:1	036	.4379	33'5	0.000	0.000	28
29	25.42	4:3	046	.4450	22'36'	0.439	0.387	29
30	0.00	3:1	039	.4488	34'5	0.000	0.000	30
31	25.67	4:2	052 073	.4554	22'55' ; 23'5'6	5.261	4.637	31

(160109)

311622

PEAK#	RET. TIME	T-CL:O-CL	IUPAC#	RRT	CONGENERS	WEIGHT %	MOLE %	PEAK#
32	25.81	4:2	049	.4610	22'45	3.230	2.847	32
33	25.90	4:2	047	.4639	22'44'	1.327	1.169	33
34	25.95	4:2	048 075	.4651	22'45 ; 244'6	0.347	0.306	34
35	0.00	4:2	065 062	.4865	2346 ; 2356	0.000	0.000	35
36	26.13	3:0	035	.4738	33'4	0.051	0.051	36
37	26.27	5:4 4:2	104 044	.4832	22'466' ; 22'35'	2.468	2.175	37
38	26.37	3:0 4:2	037 042	.4870	344' ; 22'34' ; 233'6	1.664	1.572	38
39	26.64	4:2	064 071	.4990	23'34 ; 234'6 ; 23'4'6 +	2.426	2.138	39
40	0.00	4:1	068	.5040	23'45' ?	0.000	0.000	40
41	26.78	5:4	096	.5057	22'366'	0.346	0.273	41
42	26.85	4:2	040	.5102	22'33'	0.703	0.619	42
43	27.05	5:3 4:1	103 057	.5155	22'45'6 ; 233'5	0.217	0.187	43
44	27.20	5:3 4:1	100 067	.5212	22'44'6 ; 23'4'5	0.067	0.058	44
45	27.31	4:1	058 063	.5267	233'5' ; 234'5	0.128	0.113	45
46	27.44	4:1 5:3	074 094	.5340	244'5 ; 22'356'	0.366	0.323	46
47	27.54	4:1	070 061	.5407	23'4'5 ; 2'345 ; 2345?	0.694	0.612	47
48	27.63	4:1 5:3	066 095	.5447	23'44' ; 22'356 ; 22'35'6	1.827	1.602	48
49	27.86	5:3 4:1	091 098	.5549	22'34'6 ; 22'3'46 ; 233'4	0.291	0.231	49
50	28.09	4:1	056 060	.5676	233'4' ; 2344'	0.631	0.556	50
51	28.27	6:4 5:3	155 084	.5666	22'44'66' ; 22'33'6; 22'355'	1.536	1.211	51
52	28.35	5:3	089	.5779	22'346'	0.140	0.110	52
53	28.47	5:2	101 090	.5814	22'34'5 ; 22'455'	0.593	0.467	53
54	28.62	5:2	099	.5880	22'44'5	0.356	0.281	54
55	28.83	6:4 5:2	150 112	.5969	22'34'66' ; 233'56 ; 23'44'6	0.009	0.007	55
56	28.90	5:2	083 109	.6029	22'33'5 ; 233'46	0.231	0.182	56
57	29.06	6:4 5:2	152 097	.6062	22'3566' ; 22'345 ; 22'3'45	0.144	0.114	57
58	29.19	5:2	087 111	.6175	22'345' ; 233'55' ; 2344'6	0.246	0.194	58
59	29.33	5:2	085 116	.6224	22'344' ; 23456?	0.272	0.214	59
60	29.41	6:4	136	.6257	22'33'66'	0.049	0.035	60
61	29.50	4:0 5:2	077 110	.6295	33'44' ; 233'4'6	0.762	0.621	61
62	0.00	6:3	154	.6349	22'44'56'	0.000	0.000	62
63	29.79	5:2	082	.6453	22'33'4	0.051	0.040	63
64	30.03	6:3	151	.6499	22'355'6	0.080	0.057	64
65	30.14	6:3 5:1	135 124	.6563	22'33'56' ; 2'344'5	0.034	0.025	65
66	0.00	6:3	144	.6584	22'345'6	0.000	0.000	66
67	30.26	5:1 6:3	107 108	.6628	233'4'5 ; 233'45' ; 22'34'56	0.034	0.026	67
68	30.32	5:1	123	.6658	2'344'5	0.014	0.011	68
69	30.43	6:3 5:1	149 118	.6672	22'34'5'6 ; 23'44'5 ; 233'45	0.374	0.285	69
70	0.00	6:3	139 140	.6707	22'344'6 ; 22'344'6'	0.000	0.000	70
71	30.77	6:3 5:1	134 143	.6796	22'33'56' ; 22'3456'; 2344'5	0.027	0.020	71
72	30.95	5:1 6:3	122 131	.6871	2'33'45; 22'33'46;22'33'55'+	0.005	0.004	72
73	31.20	6:2	146 161	.6955	22'34'55' ; 233'45'6	0.031	0.022	73
74	31.31	6:3 5:1	132 105	.7035	22'33'46' ; 233'44'	0.099	0.073	74
75	31.44	6:2	153	.7036	22'44'55'	0.115	0.082	75
76	0.00	6:2	168	.7068	23'44'5'6	0.000	0.000	76
77	31.91	6:2	141	.7203	22'3455'	0.023	0.016	77
78	0.00	7:4	179	.7205	22'33'566'	0.000	0.000	78
79	32.18	6:2	130	.7284	22'33'45'	0.014	0.010	79
80	32.27	6:2	137	.7329	22'344'5	0.042	0.030	80
81	0.00	7:4	176	.7305	22'33'466'	0.000	0.000	81
82	32.49	6:2	138 163	.7403	22'344'5' ; 233'4'56 ; +2	0.160	0.114	82
83	32.65	6:2	158	.7429	233'44'6	0.005	0.004	83
84	32.83	6:2	129	.7501	22'33'45	0.002	0.001	84
85	33.14	7:3	178	.7537	22'33'55'6	0.012	0.008	85
86	0.00	6:2	166	.7572	2344'56	0.000	0.000	86
87	0.00	7:3	175	.7611	22'33'45'6	0.000	0.000	87

000130

311623

PEAK#	RET. TIME	T-CL:O-CL	IUPAC#	RRT	CONGENERS	WEIGHT %	MOLE %	PEAK#
88	33.55	7:3	187 182	.7653	22'34'55'6 ; 22'344'56'	0.026	0.017	88
89	33.66	6:2	128	.7761	22'33'44'	0.007	0.005	89
90	33.82	7:3	183	.7720	22'344'5'6	0.008	0.005	90
91	0.00	6:1	167	.7814	23'44'55'	0.000	0.000	91
92	0.00	7:3	185	.7848	22'3455'6	0.000	0.000	92
93	34.69	7:3	174 181	.7965	22'33'456' ; 22'344'56	0.013	0.009	93
94	34.91	7:3	177	.8031	22'33'4'56	0.024	0.016	94
95	35.22	7:3 6:1	171 156	.8105	22'33'44'6 ; 233'44'5	0.010	0.006	95
96	0.00	8:4	202	.8089	22'33'55'66'	0.000	0.000	96
97	0.00	6:1	157	.8184	233'44'5'	0.000	0.000	97
98	0.00	7:3	173	.8152	22'33'456	0.000	0.000	98
99	0.00	8:4	200 204	.8197	22'33'45'66' ; 22'344'566'	0.000	0.000	99
100	0.00	7:2	172 192	.8278	22'33'455' ; 233'455'6	0.000	0.000	100
101	0.00	8:4	197	.8293	22'33'44'66'	0.000	0.000	101
102	36.59	7:2	180	.8362	22'344'55'	0.026	0.017	102
103	0.00	7:2	193	.8397	233'4'55'6	0.000	0.000	103
104	0.00	7:2	191	.8447	233'44'5'6	0.000	0.000	104
105	0.00	8:4	199	.8494	22'33'4566'	0.000	0.000	105
106	0.00	7:2	170	.8740	22'33'44'5	0.000	0.000	106
107	0.00	7:2	190	.8740	233'44'56	0.000	0.000	107
108	0.00	8:3	198	.8845	22'33'455'6	0.000	0.000	108
109	0.00	8:3	201	.8875	22'33'4'55'6	0.000	0.000	109
110	0.00	8:3	196 203	.8935	22'33'44'5'6 ; 22'344'55'6	0.000	0.000	110
111	0.00	7:1	189	.9142	233'44'55'	0.000	0.000	111
112	0.00	8:3	195	.9321	22'33'44'56	0.000	0.000	112
113	0.00	9:4	208	.9320	22'33'455'66'	0.000	0.000	113
114	0.00	9:4	207	.9423	22'33'44'566'	0.000	0.000	114
115	0.00	8:2	194	.9620	22'33'44'55'	0.000	0.000	115
116	0.00	8:2	205	.9678	233'44'55'6	0.000	0.000	116
117	0.00	9:3	206	1.010	22'33'44'55'6	0.000	0.000	117
118	0.00	10:4	209	1.050	22'33'44'55'66'	0.000	0.000	118

CONCENTRATION = 7.746 Total ug

TOTAL MICROMOLES = 0.0301

AVERAGE MOLECULAR WEIGHT = 257.3

NUMBER OF CALIBRATED PEAKS FOUND= 75

Sample: STA7-MID Channel: detector 1 Filename: AB09393R
Acquired: 08-JAN-99 2:09 Method: J:\MAX99\GC9\OEA0107A Operator: REW
Dilution: 1 : 10.000 Amount 1.000
Comments: NORTHEAST ANALYTICAL 301 NOTT STREET SCHENECTADY, NY 518-346-4592

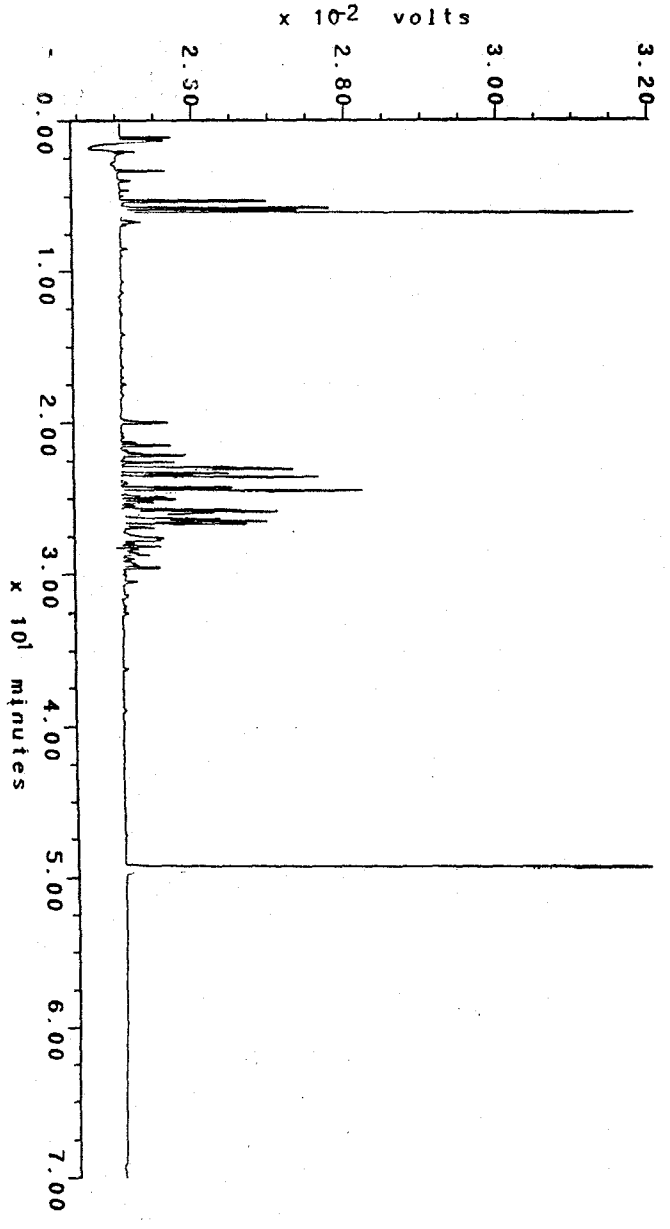

000112

311625

NORTHEAST ANALYTICAL, INC.

301 NOTT STREET
SCHENECTADY, NY 12305
(518) 346-4592

PCB SUMMARY REPORT

NEA FILE NAME: AB09394.hrs

CUSTOMER: GENERAL ELECTRIC COMPANY (QEA)
SAMPLE DESCRIPTION: STA10-MID
COMMENT: 1999 CSPCB SPMD SAMPLES PROJECT GENHUD #150 COC:12/17/98
DATE ACQUIRED: 8-JAN-1999 3:31

Total PCBs in Sample= 3.47 Total ug

PCB Homolog Distribution

Homologs	Wt. %	Mole %
Mono	0.00	0.00
Di	5.41	6.52
Tri	42.36	45.58
Tetra	36.74	34.90
Penta	13.05	11.12
Hexa	2.15	1.68
Hepta	0.28	0.20
Octa	0.00	0.00
Nona	0.00	0.00
Deca	0.00	0.00

NOMINAL 'AROCLOR' Distribution

Aroclor	Indicator Peak (PK#/IUPAC#)	Amount Total ug	Percent SEDIMENT	Percent BIOTA
A1221	2/001	0.0000	0.0	0.0
A1242	23+24/31+28	0.3057	81.7	82.7
A1254SED	61/110	0.0659	17.6	
A1254BIO	***/###	0.0613		16.6
A1260	102/180	0.0025	0.7	0.7
A1268	115/194	0.0000	0.0	0.0

***/###:69+75+82/149+153+138

'tho Cl / biphenyl Residue = 1.79

.eta + Para Cl / biphenyl Residue = 1.77

TOTAL Cl / biphenyl Residue = 3.56

000113

311626

NORTHEAST ANALYTICAL, INC.

301 NOTT STREET
SCHENECTADY, NY 12305
(518) 346-4592

PCB CONGENER AMOUNT REPORT

NEA FILE NAME: AB09394.mol

CUSTOMER: GENERAL ELECTRIC COMPANY (QEA)
SAMPLE DESCRIPTION: STA10-MID
COMMENT: 1999 CSPCB SPMD SAMPLES PROJECT GENHUD #150 COC:12/17/98
DATE ACQUIRED: 8-JAN-1999 3:31

TYPE FOR MIXED PEAK DECONVOLUTION= S

PEAK NO.	RETENTION TIME	MOLECULAR WT.	PEAK AREA	AMOUNT (Total ug)	Nanomoles
1	0.00	154.20	0.0	0.00000	0.00000
2	0.00	188.70	0.0	0.00000	0.00000
3	0.00	188.70	0.0	0.00000	0.00000
4	0.00	188.70	0.0	0.00000	0.00000
5	19.96	223.10	253.2	0.11543	0.51739
6	20.92	223.10	7.2	0.00044	0.00197
7	21.27	223.10	14.8	0.00195	0.00874
8	21.45	223.10	76.2	0.01974	0.08848
9	0.00	223.10	0.0	0.00000	0.00000
10	22.10	257.50	530.9	0.04462	0.17328
11	0.00	257.50	0.0	0.00000	0.00000
12	0.00	223.10	0.0	0.00000	0.00000
13	0.00	223.10	0.0	0.00000	0.00000
14	22.94	249.00	2316.0	0.20280	0.81446
15	23.02	257.50	2299.5	0.40147	1.55911
16	23.30	257.50	1150.3	0.05375	0.20874
17	23.56	257.50	2644.5	0.24554	0.95355
18	0.00	257.50	0.0	0.00000	0.00000
19	23.95	267.90	72.3	0.01123	0.04192
20	24.09	257.50	15.8	0.00072	0.00280
21	24.22	257.50	1188.1	0.08132	0.31581
22	24.29	257.50	510.7	0.02494	0.09685
23	24.46	257.50	2774.0	0.17166	0.66664
24	24.50	257.50	2707.1	0.13407	0.52066
25	24.84	259.50	1005.8	0.06880	0.26513
5	25.00	258.70	558.6	0.03696	0.14287
27	25.19	292.00	636.8	0.04154	0.14226
28	0.00	257.50	0.0	0.00000	0.00000
29	25.42	292.00	338.5	0.02515	0.08613
30	0.00	257.50	0.0	0.00000	0.00000
31	25.67	292.00	3509.1	0.35620	1.21986
32	25.81	292.00	3820.4	0.18674	0.63952

000114

311627

33	25.90	292.00	2288.3	0.07776	0.26630
34	25.95	292.00	448.7	0.02035	0.06969
35	0.00	292.00	0.0	0.00000	0.00000
36	26.12	257.50	12.3	0.00249	0.00967
37	26.27	292.00	2026.3	0.12222	0.41856
38	26.37	272.40	1222.9	0.08699	0.31935
39	26.64	292.00	3145.9	0.13548	0.46397
[illegible]	0.00	292.00	0.0	0.00000	0.00000
[illegible]	26.78	326.40	64.0	0.01204	0.03689
42	26.85	292.00	730.0	0.03771	0.12914
43	27.06	298.90	102.2	0.01284	0.04296
44	27.20	298.90	69.7	0.00229	0.00766
45	27.31	292.00	147.1	0.00509	0.01743
46	27.44	292.00	575.4	0.01740	0.05959
47	27.54	292.00	940.8	0.03684	0.12616
48	27.68	293.50	2199.0	0.12704	0.43284
49	27.86	324.70	497.8	0.02441	0.07518
50	28.09	292.00	991.6	0.03294	0.11281
51	28.27	326.40	1235.7	0.12754	0.39075
52	28.35	326.40	213.9	0.01063	0.03257
53	28.47	326.40	1046.9	0.05447	0.16688
54	28.62	326.40	926.8	0.02946	0.09026
55	28.83	326.40	68.5	0.00118	0.00362
56	28.90	326.40	391.9	0.01784	0.05466
57	29.06	326.40	357.9	0.01232	0.03775
58	29.19	326.40	501.6	0.01965	0.06020
59	29.33	326.40	1120.6	0.03474	0.10643
60	29.40	360.90	91.2	0.00409	0.01133
61	29.49	315.80	1440.3	0.06588	0.20861
62	0.00	360.90	0.0	0.00000	0.00000
63	29.79	326.40	139.7	0.00472	0.01446
64	30.03	360.90	171.8	0.00799	0.02214
[illegible]	30.15	350.50	111.7	0.00301	0.00859
[illegible]	0.00	360.90	0.0	0.00000	0.00000
67	30.26	336.80	76.1	0.00335	0.00995
68	30.32	326.40	16.4	0.00130	0.00398
69	30.42	337.50	781.3	0.03225	0.09556
70	0.00	360.90	0.0	0.00000	0.00000
71	30.76	347.80	52.0	0.00165	0.00474
72	30.95	336.80	11.5	0.00027	0.00080
73	31.19	360.90	99.0	0.00382	0.01058
74	31.31	347.80	347.1	0.00897	0.02579
75	31.45	360.90	363.0	0.01284	0.03558
76	0.00	360.90	0.0	0.00000	0.00000
77	31.91	360.90	63.6	0.00298	0.00826
78	0.00	395.30	0.0	0.00000	0.00000
79	32.16	360.90	14.4	0.00102	0.00283
80	32.26	360.90	156.4	0.00313	0.00867
81	0.00	395.30	0.0	0.00000	0.00000
82	32.50	360.90	490.2	0.01620	0.04489
83	32.67	360.90	20.7	0.00054	0.00150
84	32.86	360.90	13.4	0.00009	0.00025
85	33.16	395.30	10.5	0.00066	0.00167
86	0.00	360.90	0.0	0.00000	0.00000
87	0.00	395.30	0.0	0.00000	0.00000
88	33.54	395.30	51.0	0.00189	0.00478
89	33.65	360.90	85.4	0.00172	0.00477
90	33.82	395.30	17.6	0.00061	0.00154
91	0.00	360.90	0.0	0.00000	0.00000
[illegible]	0.00	394.30	0.0	0.00000	0.00000
[illegible]3	34.69	394.30	47.4	0.00168	0.00426
[illegible]	34.90	394.30	49.7	0.00194	0.00492
95	35.20	382.20	23.3	0.00077	0.00201
96	35.43	429.80	16.0	0.00008	0.00019
97	0.00	360.90	0.0	0.00000	0.00000
98	0.00	395.30	0.0	0.00000	0.00000

000115

311628

99	0.00	429.80	0.0	0.00000	0.00000
100	0.00	395.30	0.0	0.00000	0.00000
101	0.00	429.80	0.0	0.00000	0.00000
102	36.58	395.30	88.5	0.00253	0.00640
103	0.00	395.30	0.0	0.00000	0.00000
104	0.00	395.30	0.0	0.00000	0.00000
105	0.00	429.80	0.0	0.00000	0.00000
5	0.00	395.30	0.0	0.00000	0.00000
107	0.00	395.30	0.0	0.00000	0.00000
108	0.00	429.80	0.0	0.00000	0.00000
109	0.00	429.80	0.0	0.00000	0.00000
110	0.00	429.80	0.0	0.00000	0.00000
111	0.00	395.30	0.0	0.00000	0.00000
112	0.00	429.80	0.0	0.00000	0.00000
113	0.00	464.20	0.0	0.00000	0.00000
114	0.00	464.20	0.0	0.00000	0.00000
115	0.00	429.80	0.0	0.00000	0.00000
116	0.00	429.80	0.0	0.00000	0.00000
117	0.00	464.20	0.0	0.00000	0.00000
118	0.00	498.60	0.0	0.00000	0.00000

CONCENTRATION = 3.473 Total ug

TOTAL MICROMOLES = 0.0125

AVERAGE MOLECULAR WEIGHT = 276.8

NUMBER OF CALIBRATED PEAKS FOUND= 74

INTERNAL STANDARD RETENTION TIME = 49.37 MINUTES

INTERNAL STANDARD PEAK AREA = 81432.6

NORTHEAST ANALYTICAL, INC.

301 NOTT STREET
SCHENECTADY, NY 12305
(518) 346-4592

CONGENER WEIGHT and MOLE REPORT

NEA FILE NAME: AB09394.mol

CUSTOMER: GENERAL ELECTRIC COMPANY (QEA)
SAMPLE DESCRIPTION: STA10-MID
COMMENT: 1999 CSPCB SPMD SAMPLES PROJECT GENHUD #150 COC:12/17/98
DATE ACQUIRED: 8-JAN-1999 3:31

TYPE FOR MIXED PEAK DECONVOLUTION= S

PEAK#	RET. TIME	T-CL:O-CL	IUPAC#	RRT	CONGENERS	WEIGHT %	MOLE %	PEAK#
	0.00	0:0	000	.0997	BIPHENYL	0.000	0.000	1
2	0.00	1:1	001	.1544	2	0.000	0.000	2
3	0.00	1:0	002	.1937	3	0.000	0.000	3
4	0.00	1:0	003	.1975	4	0.000	0.000	4
5	19.96	2:2	004 010	.2245	22' ; 26	3.324	4.124	5
6	20.92	2:1	007 009	.2566	24 ; 25	0.013	0.016	6
7	21.27	2:1	006	.2709	23'	0.056	0.070	7
8	21.45	2:1	005 008	.2785	23 ; 24'	0.568	0.705	8
9	0.00	2:0	014	.2973	35	0.000	0.000	9
10	22.10	3:3	019	.3045	22'6	1.285	1.381	10
11	0.00	3:2	030	.3165	246	0.000	0.000	11
12	0.00	2:0	011	.3238	33'	0.000	0.000	12
13	0.00	2:0	012 013	.3297	34 ; 34'	0.000	0.000	13
14	22.94	3:2 2:0	018 015	.3387	22'5 ; 44'	5.840	6.491	14
15	23.02	3:2	017	.3398	22'4	11.561	12.427	15
16	23.30	3:2	024 027	.3508	236 ; 23'6	1.548	1.664	16
17	23.56	3:2	016 032	.3625	22'3 ; 24'6	7.070	7.600	17
18	0.00	3:1	023	.3770	235	0.000	0.000	18
19	23.95	3:1 4:4	034 054	.3800	2'35 ; 22'66'	0.323	0.334	19
20	24.09	3:1	029	.3820	245	0.021	0.022	20
21	24.22	3:1	026	.3911	23'5	2.342	2.517	21
22	24.29	3:1	025	.3937	23'4	0.718	0.772	22
23	24.46	3:1	031	.4024	24'5	4.943	5.313	23
24	24.50	3:1 4:3	028 050	.4031	244' ; 22'46	3.861	4.150	24
25	24.84	3:1 4:3	021 033	.4170	233' ; 234 ; 22'56'	1.981	2.113	25
26	25.00	3:1 4:3	022 051	.4267	234' ; 22'46'	1.064	1.139	26
	25.19	4:3	045	.4334	22'36	1.196	1.134	27
28	0.00	3:1	036	.4379	33'5	0.000	0.000	28
29	25.42	4:3	046	.4450	22'36'	0.724	0.686	29
0	0.00	3:1	039	.4488	34'5	0.000	0.000	30
31	25.67	4:2	052 073	.4554	22'55' ; 23'5'6	10.257	9.723	31

000117

311630

PEAK#	RET. TIME	T-CL:O-CL	IUPAC#	RRT	CONGENERS	WEIGHT %	MOLE %	PEAK#
32	25.81	4:2	049	.4610	22'45	5.377	5.097	32
33	25.90	4:2	047	.4639	22'44'	2.239	2.123	33
34	25.95	4:2	048 075	.4651	22'45 ; 244'6	0.586	0.555	34
35	0.00	4:2	065 062	.4865	2346 ; 2356	0.000	0.000	35
36	26.12	3:0	035	.4738	33'4	0.072	0.077	36
37	26.27	5:4 4:2	104 044	.4832	22'466' ; 22'35'	3.519	3.336	37
38	26.37	3:0 4:2	037 042	.4870	344' ; 22'34' ; 233'6	2.505	2.545	38
39	26.64	4:2	064 071	.4990	23'34 ; 234'6 ; 23'4'6 +	3.901	3.698	39
40	0.00	4:1	068	.5040	23'45' ?	0.000	0.000	40
41	26.78	5:4	096	.5057	22'366'	0.347	0.294	41
42	26.85	4:2	040	.5102	22'33'	1.086	1.029	42
43	27.06	5:3 4:1	103 057	.5155	22'45'6 ; 233'5	0.370	0.342	43
44	27.20	5:3 4:1	100 067	.5212	22'44'6 ; 23'4'5	0.066	0.061	44
45	27.31	4:1	058 063	.5267	233'5' ; 234'5	0.147	0.139	45
46	27.44	4:1 5:3	074 094	.5340	244'5 ; 22'356'	0.501	0.475	46
47	27.54	4:1	070 061	.5407	23'4'5 ; 2'345 ; 2345?	1.061	1.006	47
48	27.68	4:1 5:3	066 095	.5447	23'44' ; 22'356 ; 22'35'6	3.658	3.450	48
49	27.86	5:3 4:1	091 098	.5549	22'34'6 ; 22'3'46 ; 233'4	0.703	0.599	49
50	28.09	4:1	056 060	.5676	233'4' ; 2344'	0.949	0.899	50
51	28.27	6:4 5:3	155 084	.5666	22'44'66' ; 22'33'6; 22'355'	3.673	3.114	51
52	28.35	5:3	089	.5779	22'346'	0.306	0.260	52
53	28.47	5:2	101 090	.5814	22'34'5 ; 22'455'	1.568	1.330	53
54	28.62	5:2	099	.5880	22'44'5	0.848	0.719	54
55	28.83	6:4 5:2	150 112	.5969	22'34'66' ; 233'56 ; 23'44'6	0.034	0.029	55
56	28.90	5:2	083 109	.6029	22'33'5 ; 233'46	0.514	0.436	56
57	29.06	6:4 5:2	152 097	.6062	22'3566' ; 22'345 ; 22'3'45	0.355	0.301	57
58	29.19	5:2	087 111	.6175	22'345' ; 233'55' ; 2344'6	0.566	0.480	58
59	29.33	5:2	085 116	.6224	22'344' ; 23456?	1.000	0.848	59
60	29.40	6:4	136	.6257	22'33'66'	0.118	0.090	60
61	29.49	4:0 5:2	077 110	.6295	33'44' ; 233'4'6	1.897	1.663	61
62	0.00	6:3	154	.6349	22'44'56'	0.000	0.000	62
63	29.79	5:2	082	.6453	22'33'4	0.136	0.115	63
64	30.03	6:3	151	.6499	22'355'6	0.230	0.176	64
65	30.15	6:3 5:1	135 124	.6563	22'33'56' ; 2'344'5	0.087	0.068	65
66	0.00	6:3	144	.6584	22'345'6	0.000	0.000	66
67	30.26	5:1 6:3	107 108	.6628	233'4'5 ; 233'45' ; 22'34'56	0.096	0.079	67
68	30.32	5:1	123	.6658	2'344'5	0.037	0.032	68
69	30.42	6:3 5:1	149 118	.6672	22'34'5'6 ; 23'44'5 ; 233'45	0.929	0.762	69
70	0.00	6:3	139 140	.6707	22'344'6 ; 22'344'6'	0.000	0.000	70
71	30.76	6:3 5:1	134 143	.6796	22'33'56' ; 22'3456'; 2344'5	0.048	0.038	71
72	30.95	5:1 6:3	122 131	.6871	2'33'45; 22'33'46;22'33'55'+	0.008	0.006	72
73	31.19	6:2	146 161	.6955	22'34'55' ; 233'45'6	0.110	0.084	73
74	31.31	6:3 5:1	132 105	.7035	22'33'46' ; 233'44'	0.258	0.206	74
75	31.45	6:2	153	.7036	22'44'55'	0.370	0.284	75
76	0.00	6:2	168	.7068	23'44'5'6	0.000	0.000	76
77	31.91	6:2	141	.7203	22'3455'	0.086	0.066	77
78	0.00	7:4	179	.7205	22'33'566'	0.000	0.000	78
79	32.16	6:2	130	.7284	22'33'45'	0.029	0.023	79
80	32.26	6:2	137	.7329	22'344'5	0.090	0.069	80
81	0.00	7:4	176	.7305	22'33'466'	0.000	0.000	81
82	32.50	6:2	138 163	.7403	22'344'5' ; 233'4'56 ; +2	0.466	0.358	82
83	32.67	6:2	158	.7429	233'44'6	0.016	0.012	83
84	32.86	6:2	129	.7501	22'33'45	0.003	0.002	84
85	33.16	7:3	178	.7537	22'33'55'6	0.019	0.013	85
86	0.00	6:2	166	.7572	2344'56	0.000	0.000	86
87	0.00	7:3	175	.7611	22'33'45'6	0.000	0.000	87

000118

311631

PEAK#	RET. TIME	T-CL:O-CL	IUPAC#	RRT	CONGENERS	WEIGHT %	MOLE %	PEAK#
88	33.54	7:3	187 182	.7653	22'34'55'6 ; 22'344'56'	0.054	0.038	88
89	33.65	6:2	128	.7761	22'33'44'	0.050	0.038	89
90	33.82	7:3	183	.7720	22'344'5'6	0.018	0.012	90
91	0.00	6:1	167	.7814	23'44'55'	0.000	0.000	91
92	0.00	7:3	185	.7848	22'3455'6	0.000	0.000	92
93	34.69	7:3	174 181	.7965	22'33'456' ; 22'344'56	0.048	0.034	93
94	34.90	7:3	177	.8031	22'33'4'56	0.056	0.039	94
95	35.20	7:3 6:1	171 156	.8105	22'33'44'6 ; 233'44'5	0.022	0.016	95
96	35.43	8:4	202	.8089	22'33'55'66'	0.002	0.001	96
97	0.00	6:1	157	.8184	233'44'5'	0.000	0.000	97
98	0.00	7:3	173	.8152	22'33'456	0.000	0.000	98
99	0.00	8:4	200 204	.8197	22'33'45'66' ; 22'344'566'	0.000	0.000	99
100	0.00	7:2	172 192	.8278	22'33'455' ; 233'455'6	0.000	0.000	100
101	0.00	8:4	197	.8293	22'33'44'66'	0.000	0.000	101
102	36.58	7:2	180	.8362	22'344'55'	0.073	0.051	102
103	0.00	7:2	193	.8397	233'4'55'6	0.000	0.000	103
104	0.00	7:2	191	.8447	233'44'5'6	0.000	0.000	104
105	0.00	8:4	199	.8494	22'33'4566'	0.000	0.000	105
106	0.00	7:2	170	.8740	22'33'44'5	0.000	0.000	106
107	0.00	7:2	190	.8740	233'44'56	0.000	0.000	107
108	0.00	8:3	198	.8845	22'33'455'6	0.000	0.000	108
109	0.00	8:3	201	.8875	22'33'4'55'6	0.000	0.000	109
110	0.00	8:3	196 203	.8935	22'33'44'5'6 ; 22'344'55'6	0.000	0.000	110
111	0.00	7:1	189	.9142	233'44'55'	0.000	0.000	111
112	0.00	8:3	195	.9321	22'33'44'56	0.000	0.000	112
113	0.00	9:4	208	.9320	22'33'455'66'	0.000	0.000	113
114	0.00	9:4	207	.9423	22'33'44'566'	0.000	0.000	114
115	0.00	8:2	194	.9620	22'33'44'55'	0.000	0.000	115
116	0.00	8:2	205	.9678	233'44'55'6	0.000	0.000	116
117	0.00	9:3	206	1.010	22'33'44'55'6	0.000	0.000	117
118	0.00	10:4	209	1.050	22'33'44'55'66'	0.000	0.000	118

CONCENTRATION = 3.473 Total ug

TOTAL MICROMOLES = 0.0125

AVERAGE MOLECULAR WEIGHT = 276.8

NUMBER OF CALIBRATED PEAKS FOUND= 74

Sample: STA10-MID Channel: detector 1 Filename: AB09394R
Acquired: 08-JAN-99 3:31 Method: J:\MAX99\GC9\QEA0107A Operator: REW
Dilution: 1 : 10.000 Amount: 1.000
Comments: NORTHEAST ANALYTICAL 301 NOTT STREET SCHENECTADY, NY 518-346-4592

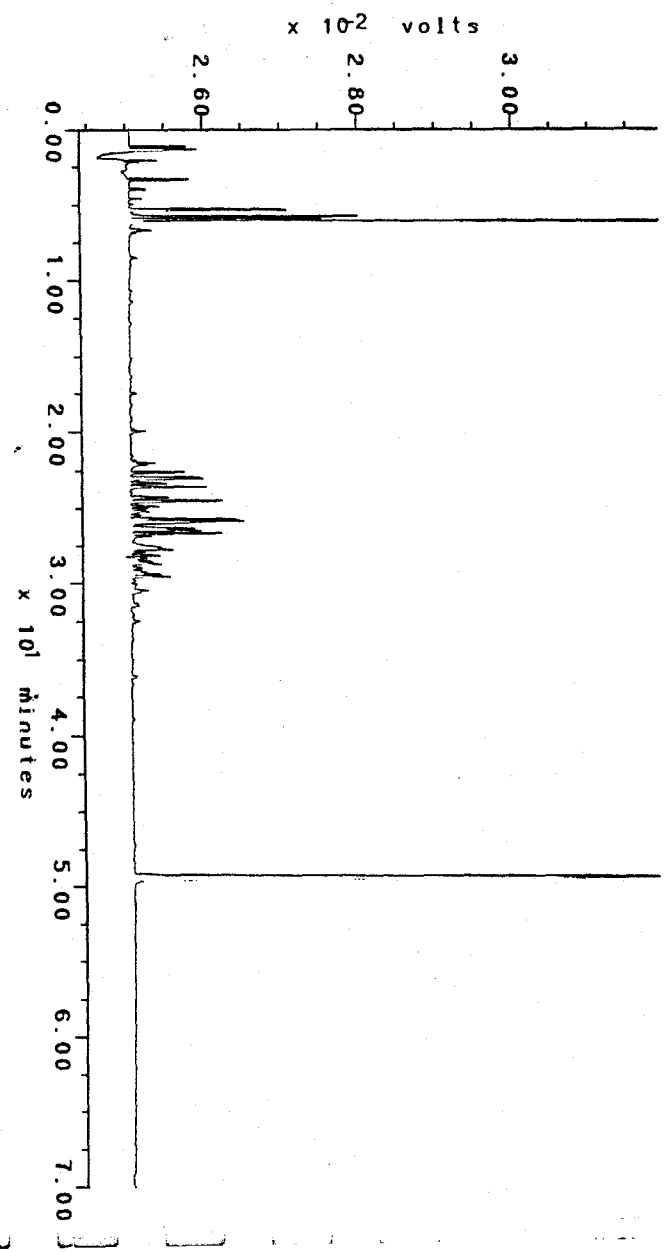

NORTHEAST ANALYTICAL, INC.

301 NOTT STREET
SCHENECTADY, NY 12305
(518) 346-4592

PCB SUMMARY REPORT

NEA FILE NAME: AB09395.hrs

CUSTOMER: GENERAL ELECTRIC COMPANY (QEA)
SAMPLE DESCRIPTION: STA10-MID(DUP)
COMMENT: 1999 CSPCB SPMD SAMPLES PROJECT GENHUD #150 COC:12/17/98
DATE ACQUIRED: 8-JAN-1999 4:53

Total PCBs in Sample= 3.46 Total ug

PCB Homolog Distribution

Homologs	Wt. %	Mole %
Mono	0.00	0.00
Di	5.28	6.37
Tri	42.25	45.51
Tetra	36.48	34.68
Penta	13.53	11.54
Hexa	2.18	1.70
Hepta	0.28	0.20
Octa	0.00	0.00
Nona	0.00	0.00
Deca	0.00	0.00

NOMINAL 'AROCLOR' Distribution

Aroclor	Indicator Peak (PK#/IUPAC#)	Amount Total ug	Percent SEDIMENT	Percent BIOTA
A1221	2/001	0.0000	0.0	0.0
A1242	23+24/31+28	0.2974	81.0	82.7
A1254SED	61/110	0.0677	18.5	
A1254BIO	***/###	0.0604		16.8
A1260	102/180	0.0019	0.5	0.5
A1268	115/194	0.0000	0.0	0.0

***/###:69+75+82/149+153+138

'tho Cl / biphenyl Residue = 1.79

eta + Para Cl / biphenyl Residue = 1.78

TOTAL Cl / biphenyl Residue = 3.57

000121

311634

NORTHEAST ANALYTICAL, INC.

301 NOTT STREET
SCHENECTADY, NY 12305
(518) 346-4592

PCB CONGENER AMOUNT REPORT

NEA FILE NAME: AB09395.mol

CUSTOMER: GENERAL ELECTRIC COMPANY (QEA)
SAMPLE DESCRIPTION: STA10-MID(DUP)
COMMENT: 1999 CSPCB SPMD SAMPLES PROJECT GENHUD #150 COC:12/17/98
DATE ACQUIRED: 8-JAN-1999 4:53

TYPE FOR MIXED PEAK DECONVOLUTION= S

PEAK NO.	RETENTION TIME	MOLECULAR WT.	PEAK AREA	AMOUNT (Total ng)	Nanomoles
1	0.00	154.20	0.0	0.00000	0.00000
2	0.00	188.70	0.0	0.00000	0.00000
3	0.00	188.70	0.0	0.00000	0.00000
4	0.00	188.70	0.0	0.00000	0.00000
5	19.96	223.10	249.2	0.11263	0.50484
6	20.92	223.10	15.8	0.00097	0.00435
7	21.25	223.10	19.1	0.00249	0.01116
8	21.45	223.10	64.6	0.01659	0.07436
9	0.00	223.10	0.0	0.00000	0.00000
10	22.10	257.50	563.2	0.04692	0.18221
11	0.00	257.50	0.0	0.00000	0.00000
12	0.00	223.10	0.0	0.00000	0.00000
13	0.00	223.10	0.0	0.00000	0.00000
14	22.94	249.00	2330.9	0.20232	0.81253
15	23.02	257.50	2295.3	0.39724	1.54268
16	23.30	257.50	1187.8	0.05502	0.21367
17	23.56	257.50	2734.2	0.25165	0.97728
18	0.00	257.50	0.0	0.00000	0.00000
19	23.95	267.90	70.6	0.01087	0.04057
20	24.08	257.50	16.9	0.00077	0.00299
21	24.22	257.50	1186.2	0.08048	0.31254
22	24.29	257.50	505.4	0.02446	0.09499
23	24.46	257.50	2719.4	0.16681	0.64781
24	24.50	257.50	2660.4	0.13061	0.50722
25	24.83	259.50	1014.3	0.06877	0.26501
	24.99	258.70	547.4	0.03591	0.13881
27	25.19	292.00	647.0	0.04184	0.14329
28	0.00	257.50	0.0	0.00000	0.00000
29	25.42	292.00	345.1	0.02542	0.08705
30	0.00	257.50	0.0	0.00000	0.00000
31	25.67	292.00	3407.0	0.34283	1.17408
32	25.81	292.00	3731.5	0.18080	0.61918

000122

311635

33	25.90	292.00	2269.3	0.07644	0.26178
34	25.94	292.00	407.3	0.01831	0.06271
35	0.00	292.00	0.0	0.00000	0.00000
36	26.13	257.50	11.3	0.00228	0.00885
37	26.26	292.00	2028.1	0.12126	0.41527
38	26.37	272.40	1187.6	0.08374	0.30742
39	26.64	292.00	3111.1	0.13282	0.45486
[illegible]	0.00	292.00	0.0	0.00000	0.00000
[illegible]	26.78	326.40	84.4	0.01574	0.04822
42	26.85	292.00	756.3	0.03872	0.13260
43	27.05	298.90	98.8	0.01231	0.04118
44	27.20	298.90	144.3	0.00470	0.01572
45	27.31	292.00	189.8	0.00651	0.02229
46	27.44	292.00	569.8	0.01708	0.05849
47	27.54	292.00	952.3	0.03696	0.12658
48	27.68	293.50	2242.2	0.12840	0.43748
49	27.86	324.70	451.6	0.02195	0.06760
50	28.08	292.00	1299.0	0.04278	0.14651
51	28.27	326.40	1210.1	0.12381	0.37932
52	28.35	326.40	96.6	0.00476	0.01458
53	28.47	326.40	1215.7	0.06270	0.19210
54	28.62	326.40	1207.7	0.03806	0.11661
55	28.83	326.40	68.0	0.00117	0.00358
56	28.90	326.40	445.6	0.02010	0.06158
57	29.05	326.40	366.5	0.01251	0.03833
58	29.18	326.40	529.1	0.02054	0.06293
59	29.33	326.40	1208.8	0.03715	0.11382
60	29.40	360.90	97.9	0.00436	0.01208
61	29.49	315.80	1493.7	0.06773	0.21447
62	0.00	360.90	0.0	0.00000	0.00000
63	29.78	326.40	136.1	0.00455	0.01394
64	30.03	360.90	168.2	0.00775	0.02147
[illegible]	30.14	350.50	94.0	0.00251	0.00716
[illegible]	0.00	360.90	0.0	0.00000	0.00000
67	30.26	336.80	69.1	0.00301	0.00894
68	30.32	326.40	18.1	0.00142	0.00435
69	30.42	337.50	763.8	0.03126	0.09262
70	0.00	360.90	0.0	0.00000	0.00000
71	30.76	347.80	61.5	0.00194	0.00558
72	30.95	336.80	14.5	0.00034	0.00101
73	31.19	360.90	89.3	0.00342	0.00948
74	31.31	347.80	338.1	0.00866	0.02490
75	31.44	360.90	355.9	0.01248	0.03458
76	0.00	360.90	0.0	0.00000	0.00000
77	31.91	360.90	82.1	0.00381	0.01056
78	0.00	395.30	0.0	0.00000	0.00000
79	32.15	360.90	16.4	0.00115	0.00319
80	32.25	360.90	193.7	0.00384	0.01064
81	0.00	395.30	0.0	0.00000	0.00000
82	32.49	360.90	509.5	0.01669	0.04625
83	32.65	360.90	12.6	0.00033	0.00091
84	32.84	360.90	14.4	0.00010	0.00028
85	33.16	395.30	13.9	0.00086	0.00218
86	0.00	360.90	0.0	0.00000	0.00000
87	0.00	395.30	0.0	0.00000	0.00000
88	33.54	395.30	98.6	0.00363	0.00918
89	33.65	360.90	94.7	0.00189	0.00524
90	33.81	395.30	10.9	0.00038	0.00096
91	0.00	360.90	0.0	0.00000	0.00000
[illegible]	0.00	394.30	0.0	0.00000	0.00000
93	34.68	394.30	33.8	0.00119	0.00302
[illegible]	34.92	394.30	34.6	0.00134	0.00340
[illegible]	35.20	382.20	24.0	0.00079	0.00207
96	35.45	429.80	13.3	0.00007	0.00016
97	0.00	360.90	0.0	0.00000	0.00000
98	0.00	395.30	0.0	0.00000	0.00000

000123

311636

99	0.00	429.80	0.0	0.00000	0.00000
100	0.00	395.30	0.0	0.00000	0.00000
101	0.00	429.80	0.0	0.00000	0.00000
102	36.58	395.30	67.8	0.00192	0.00486
103	0.00	395.30	0.0	0.00000	0.00000
104	0.00	395.30	0.0	0.00000	0.00000
105	0.00	429.80	0.0	0.00000	0.00000
106	0.00	395.30	0.0	0.00000	0.00000
107	0.00	395.30	0.0	0.00000	0.00000
108	0.00	429.80	0.0	0.00000	0.00000
109	0.00	429.80	0.0	0.00000	0.00000
110	0.00	429.80	0.0	0.00000	0.00000
111	0.00	395.30	0.0	0.00000	0.00000
112	0.00	429.80	0.0	0.00000	0.00000
113	0.00	464.20	0.0	0.00000	0.00000
114	0.00	464.20	0.0	0.00000	0.00000
115	0.00	429.80	0.0	0.00000	0.00000
116	0.00	429.80	0.0	0.00000	0.00000
117	0.00	464.20	0.0	0.00000	0.00000
118	0.00	498.60	0.0	0.00000	0.00000

CONCENTRATION = 3.464 Total ug

TOTAL MICROMOLES = 0.0125

AVERAGE MOLECULAR WEIGHT = 277.1

NUMBER OF CALIBRATED PEAKS FOUND= 74

INTERNAL STANDARD RETENTION TIME = 49.38 MINUTES

INTERNAL STANDARD PEAK AREA = 82149.4

000124

311637

NORTHEAST ANALYTICAL, INC.

301 NOTT STREET
SCHENECTADY, NY 12305
(518) 346-4592

CONGENER WEIGHT and MOLE REPORT

NEA FILE NAME: AB09395.mol

CUSTOMER: GENERAL ELECTRIC COMPANY (QEA)
SAMPLE DESCRIPTION: STA10-MID(DUP)
COMMENT: 1999 CSPCB SPMD SAMPLES PROJECT GENHUD #150 COC:12/17/98
DATE ACQUIRED: 8-JAN-1999 4:53

TYPE FOR MIXED PEAK DECONVOLUTION= S

PEAK#	RET. TIME	T-CL:O-CL	IUPAC#	RRT	CONGENERS	WEIGHT %	MOLE %	PEAK#
	0.00	0:0	000	.0997	BIPHENYL	0.000	0.000	1
2	0.00	1:1	001	.1544	2	0.000	0.000	2
3	0.00	1:0	002	.1937	3	0.000	0.000	3
4	0.00	1:0	003	.1975	4	0.000	0.000	4
5	19.96	2:2	004 010	.2245	22' ; 26	3.252	4.039	5
6	20.92	2:1	007 009	.2566	24 ; 25	0.028	0.035	6
7	21.25	2:1	006	.2709	23'	0.072	0.089	7
8	21.45	2:1	005 008	.2785	23 ; 24'	0.479	0.595	8
9	0.00	2:0	014	.2973	35	0.000	0.000	9
10	22.10	3:3	019	.3045	22'6	1.355	1.458	10
11	0.00	3:2	030	.3165	246	0.000	0.000	11
12	0.00	2:0	011	.3238	33'	0.000	0.000	12
13	0.00	2:0	012 013	.3297	34 ; 34'	0.000	0.000	13
14	22.94	3:2 2:0	018 015	.3387	22'5 ; 44'	5.841	6.500	14
15	23.02	3:2	017	.3398	22'4	11.469	12.341	15
16	23.30	3:2	024 027	.3508	236 ; 23'6	1.589	1.709	16
17	23.56	3:2	016 032	.3625	22'3 ; 24'6	7.266	7.818	17
18	0.00	3:1	023	.3770	235	0.000	0.000	18
19	23.95	3:1 4:4	034 054	.3800	2'35 ; 22'66'	0.314	0.325	19
20	24.08	3:1	029	.3820	245	0.022	0.024	20
21	24.22	3:1	026	.3911	23'5	2.324	2.500	21
22	24.29	3:1	025	.3937	23'4	0.706	0.760	22
23	24.46	3:1	031	.4024	24'5	4.816	5.182	23
24	24.50	3:1 4:3	028 050	.4031	244' ; 22'46	3.771	4.058	24
25	24.83	3:1 4:3	021 033	.4170	233' ; 234 ; 22'56'	1.985	2.120	25
26	24.99	3:1 4:3	022 051	.4267	234' ; 22'46'	1.037	1.110	26
	25.19	4:3	045	.4334	22'36	1.208	1.146	27
28	0.00	3:1	036	.4379	33'5	0.000	0.000	28
	25.42	4:3	046	.4450	22'36'	0.734	0.696	29
30	0.00	3:1	039	.4488	34'5	0.000	0.000	30
31	25.67	4:2	052 073	.4554	22'55' ; 23'5'6	9.898	9.392	31

PEAK#	RET. TIME	T-CL:O-CL	IUPAC#	RRT	CONGENERS	WEIGHT %	MOLE %	PEAK#
32	25.81	4:2	049	.4610	22'45	5.220	4.953	32
33	25.90	4:2	047	.4639	22'44'	2.207	2.094	33
34	25.94	4:2	048 075	.4651	22'45 ; 244'6	0.529	0.502	34
35	0.00	4:2	065 062	.4865	2346 ; 2356	0.000	0.000	35
36	26.13	3:0	035	.4738	33'4	0.066	0.071	36
37	26.26	5:4 4:2	104 044	.4832	22'466' ; 22'35'	3.501	3.322	37
38	26.37	3:0 4:2	037 042	.4870	344' ; 22'34' ; 233'6	2.418	2.459	38
39	26.64	4:2	064 071	.4990	23'34 ; 234'6 ; 23'4'6 +	3.835	3.639	39
40	0.00	4:1	068	.5040	23'45' ?	0.000	0.000	40
41	26.78	5:4	096	.5057	22'366'	0.454	0.386	41
42	26.85	4:2	040	.5102	22'33'	1.118	1.061	42
43	27.05	5:3 4:1	103 057	.5155	22'45'6 ; 233'5	0.355	0.329	43
44	27.20	5:3 4:1	100 067	.5212	22'44'6 ; 23'4'5	0.136	0.126	44
45	27.31	4:1	058 063	.5267	233'5' ; 234'5	0.188	0.178	45
46	27.44	4:1 5:3	074 094	.5340	244'5 ; 22'356'	0.493	0.468	46
47	27.54	4:1	070 061	.5407	23'4'5 ; 2'345 ; 2345?	1.067	1.013	47
48	27.68	4:1 5:3	066 095	.5447	23'44' ; 22'356 ; 22'35'6	3.707	3.500	48
49	27.86	5:3 4:1	091 098	.5549	22'34'6 ; 22'3'46 ; 233'4	0.634	0.541	49
50	28.08	4:1	056 060	.5676	233'4' ; 2344'	1.235	1.172	50
51	28.27	6:4 5:3	155 084	.5666	22'44'66' ; 22'33'6; 22'355'	3.575	3.034	51
52	28.35	5:3	089	.5779	22'346'	0.137	0.117	52
53	28.47	5:2	101 090	.5814	22'34'5 ; 22'455'	1.810	1.537	53
54	28.62	5:2	099	.5880	22'44'5	1.099	0.933	54
55	28.83	6:4 5:2	150 112	.5969	22'34'66' ; 233'56 ; 23'44'6	0.034	0.029	55
56	28.90	5:2	083 109	.6029	22'33'5 ; 233'46	0.580	0.493	56
	29.05	6:4 5:2	152 097	.6062	22'3566' ; 22'345 ; 22'3'45	0.361	0.307	57
58	29.18	5:2	087 111	.6175	22'345' ; 233'55' ; 2344'6	0.593	0.503	58
59	29.33	5:2	085 116	.6224	22'344' ; 23456?	1.073	0.911	59
60	29.40	6:4	136	.6257	22'33'66'	0.126	0.097	60
61	29.49	4:0 5:2	077 110	.6295	33'44' ; 233'4'6	1.955	1.716	61
62	0.00	6:3	154	.6349	22'44'56'	0.000	0.000	62
63	29.78	5:2	082	.6453	22'33'4	0.131	0.112	63
64	30.03	6:3	151	.6499	22'355'6	0.224	0.172	64
65	30.14	6:3 5:1	135 124	.6563	22'33'56' ; 2'344'5	0.072	0.057	65
66	0.00	6:3	144	.6584	22'345'6	0.000	0.000	66
67	30.26	5:1 6:3	107 108	.6628	233'4'5 ; 233'45' ; 22'34'56	0.087	0.071	67
68	30.32	5:1	123	.6658	2'344'5	0.041	0.035	68
69	30.42	6:3 5:1	149 118	.6672	22'34'5'6 ; 23'44'5 ; 233'45	0.903	0.741	69
70	0.00	6:3	139 140	.6707	22'344'6 ; 22'344'6'	0.000	0.000	70
71	30.76	6:3 5:1	134 143	.6796	22'33'56' ; 22'3456'; 2344'5	0.056	0.045	71
72	30.95	5:1 6:3	122 131	.6871	2'33'45; 22'33'46;22'33'55'+	0.010	0.008	72
73	31.19	6:2	146 161	.6955	22'34'55' ; 233'45'6	0.099	0.076	73
74	31.31	6:3 5:1	132 105	.7035	22'33'46' ; 233'44'	0.250	0.199	74
75	31.44	6:2	153	.7036	22'44'55'	0.360	0.277	75
76	0.00	6:2	168	.7068	23'44'5'6	0.000	0.000	76
77	31.91	6:2	141	.7203	22'3455'	0.110	0.084	77
78	0.00	7:4	179	.7205	22'33'566'	0.000	0.000	78
79	32.15	6:2	130	.7284	22'33'45'	0.033	0.025	79
80	32.25	6:2	137	.7329	22'344'5	0.111	0.085	80
81	0.00	7:4	176	.7305	22'33'466'	0.000	0.000	81
82	32.49	6:2	138 163	.7403	22'344'5' ; 233'4'56 ; +2	0.482	0.370	82
	32.65	6:2	158	.7429	233'44'6	0.010	0.007	83
84	32.84	6:2	129	.7501	22'33'45	0.003	0.002	84
85	33.16	7:3	178	.7537	22'33'55'6	0.025	0.017	85
86	0.00	6:2	166	.7572	2344'56	0.000	0.000	86
87	0.00	7:3	175	.7611	22'33'45'6	0.000	0.000	87

PEAK#	RET. TIME	T-CL:O-CL	IUPAC#	RRT	CONGENERS	WEIGHT %	MOLE %	PEAK#
88	33.54	7:3	187 182	.7653	22'34'55'6 ; 22'344'56'	0.105	0.073	88
89	33.65	6:2	128	.7761	22'33'44'	0.055	0.042	89
90	33.81	7:3	183	.7720	22'344'5'6	0.011	0.008	90
91	0.00	6:1	167	.7814	23'44'55'	0.000	0.000	91
92	0.00	7:3	185	.7848	22'3455'6	0.000	0.000	92
93	34.68	7:3	174 181	.7965	22'33'456' ; 22'344'56	0.034	0.024	93
94	34.92	7:3	177	.8031	22'33'4'56	0.039	0.027	94
95	35.20	7:3 6:1	171 156	.8105	22'33'44'6 ; 233'44'5	0.023	0.017	95
96	35.45	8:4	202	.8089	22'33'55'66'	0.002	0.001	96
97	0.00	6:1	157	.8184	233'44'5'	0.000	0.000	97
98	0.00	7:3	173	.8152	22'33'456	0.000	0.000	98
99	0.00	8:4	200 204	.8197	22'33'45'66' ; 22'344'566'	0.000	0.000	99
100	0.00	7:2	172 192	.8278	22'33'455' ; 233'455'6	0.000	0.000	100
101	0.00	8:4	197	.8293	22'33'44'66'	0.000	0.000	101
102	36.58	7:2	180	.8362	22'344'55'	0.055	0.039	102
103	0.00	7:2	193	.8397	233'4'55'6	0.000	0.000	103
104	0.00	7:2	191	.8447	233'44'5 6	0.000	0.000	104
105	0.00	8:4	199	.8494	22'33'456'6'	0.000	0.000	105
106	0.00	7:2	170	.8740	22'33'44'5	0.000	0.000	106
107	0.00	7:2	190	.8740	233'44'56	0.000	0.000	107
108	0.00	8:3	198	.8845	22'33'455'6	0.000	0.000	108
109	0.00	8:3	201	.8875	22'33'4'55'6	0.000	0.000	109
110	0.00	8:3	196 203	.8935	22'33'44'5'6 ; 22'344'55'6	0.000	0.000	110
111	0.00	7:1	189	.9142	233'44'55'	0.000	0.000	111
112	0.00	8:3	195	.9321	22'33'44'56	0.000	0.000	112
113	0.00	9:4	208	.9320	22'33'455'66'	0.000	0.000	113
114	0.00	9:4	207	.9423	22'33'44'566'	0.000	0.000	114
115	0.00	8:2	194	.9620	22'33'44'55'	0.000	0.000	115
116	0.00	8:2	205	.9678	233'44'55'6	0.000	0.000	116
117	0.00	9:3	206	1.010	22'33'44'55'6	0.000	0.000	117
118	0.00	10:4	209	1.050	22'33'44'55'66'	0.000	0.000	118

CONCENTRATION = 3.464 Total ug

TOTAL MICROMOLES = 0.0125

AVERAGE MOLECULAR WEIGHT = 277.1

NUMBER OF CALIBRATED PEAKS FOUND= 74

Sample: STA10-MID(DUP) Channel: detector 1 Filename: AB09395R
Acquired: 08-JAN-99 4:53 Method: J:\MAX99\GC9\QEA0107A Operator: REW
Dilution: 1 : 10.000 Amount: 1.000
Comments: NORTHEAST ANALYTICAL 301 NOTT STREET SCHENECTADY, NY 518-348-4592

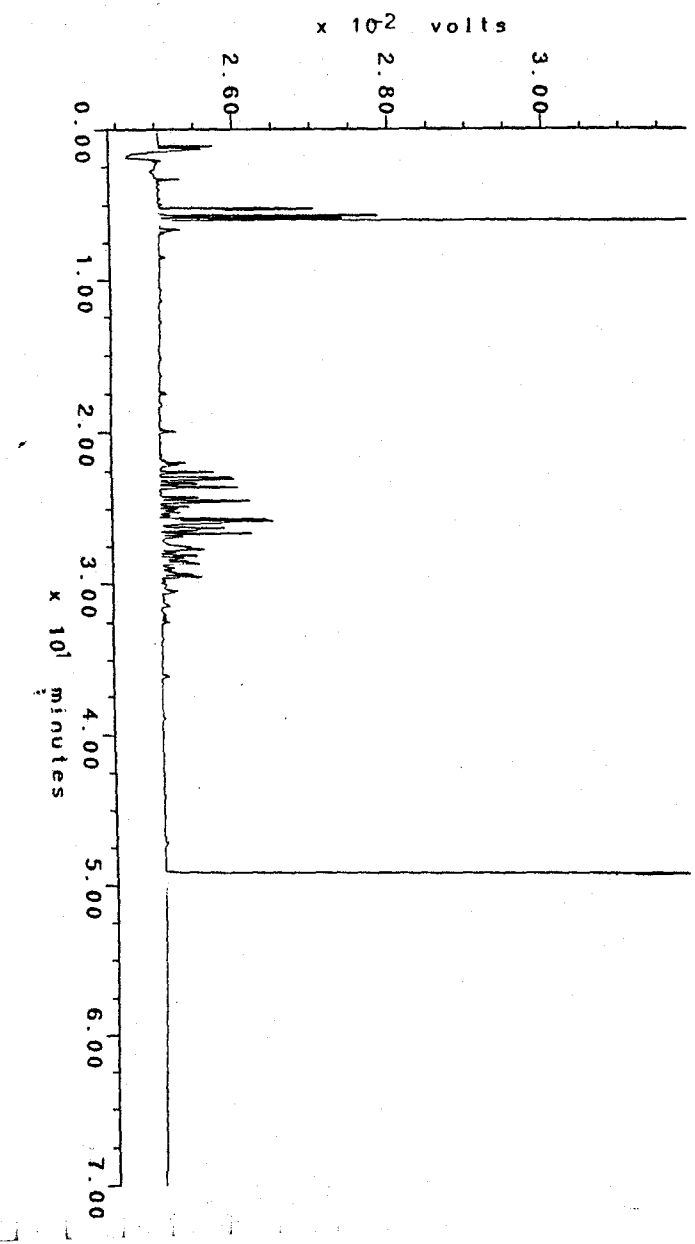

311641

NORTHEAST ANALYTICAL, INC.

301 NOTT STREET
SCHENECTADY, NY 12305
(518) 346-4592

PCB SUMMARY REPORT

NEA FILE NAME: AB09396.hrs

CUSTOMER: GENERAL ELECTRIC COMPANY (QEA)
SAMPLE DESCRIPTION: STA11-SUR
COMMENT: 1999 CSPCB SPMD SAMPLES PROJECT GENHUD #150 COC:12/17/98
DATE ACQUIRED: 8-JAN-1999 8:58

Total PCBs in Sample= 5.12 Total ug

PCB Homolog Distribution

Homologs	Wt. %	Mole %
Mono	0.00	0.00
Di	2.66	3.18
Tri	38.02	41.57
Tetra	41.24	39.84
Penta	14.96	12.96
Hexa	2.71	2.15
Hepta	0.42	0.30
Octa	0.00	0.00
Nona	0.00	0.00
Deca	0.00	0.00

NOMINAL 'AROCLOR' Distribution

Aroclor	Indicator Peak (PK#/IUPAC#)	Amount Total ug	Percent SEDIMENT	Percent BIOTA
A1221	2/001	0.0000	0.0	0.0
A1242	23+24/31+28	0.3956	76.4	78.1
A1254SED	61/110	0.1176	22.7	
A1254BIO	***/###	0.1062		21.0
A1260	102/180	0.0047	0.9	0.9
A1268	115/194	0.0000	0.0	0.0

***/###:69+75+82/149+153+138

ortho Cl / biphenyl Residue = 1.80

Meta + Para Cl / biphenyl Residue = 1.91

TOTAL Cl / biphenyl Residue = 3.70

080129

311642

NORTHEAST ANALYTICAL, INC.

301 NOTT STREET
SCHENECTADY, NY 12305
(518) 346-4592

PCB CONGENER AMOUNT REPORT

NEA FILE NAME: AB09396.mol

CUSTOMER: GENERAL ELECTRIC COMPANY (QEA)
SAMPLE DESCRIPTION: STA11-SUR
COMMENT: 1999 CSPCB SPMD SAMPLES PROJECT GENHUD #150 COC:12/17/98
DATE ACQUIRED: 8-JAN-1999 8:58

TYPE FOR MIXED PEAK DECONVOLUTION= S

PEAK NO.	RETENTION TIME	MOLECULAR WT.	PEAK AREA	AMOUNT (Total ug)	Nanomoles
1	0.00	154.20	0.0	0.00000	0.00000
2	0.00	188.70	0.0	0.00000	0.00000
3	0.00	188.70	0.0	0.00000	0.00000
4	0.00	188.70	0.0	0.00000	0.00000
5	19.96	223.10	100.5	0.04394	0.19695
6	20.92	223.10	7.9	0.00047	0.00211
7	21.26	223.10	31.2	0.00395	0.01771
8	21.46	223.10	87.5	0.02176	0.09753
9	0.00	223.10	0.0	0.00000	0.00000
10	22.10	257.50	550.7	0.04440	0.17243
11	0.00	257.50	0.0	0.00000	0.00000
12	0.00	223.10	0.0	0.00000	0.00000
13	0.00	223.10	0.0	0.00000	0.00000
14	22.95	249.00	3157.1	0.26520	1.06506
15	23.02	257.50	3128.3	0.52395	2.03476
16	23.30	257.50	1434.1	0.06428	0.24963
17	23.56	257.50	3755.8	0.33453	1.29915
18	0.00	257.50	0.0	0.00000	0.00000
19	23.95	267.90	85.2	0.01269	0.04737
20	24.10	257.50	16.9	0.00074	0.00287
21	24.22	257.50	1316.4	0.08644	0.33569
22	24.29	257.50	770.4	0.03609	0.14016
23	24.46	257.50	2951.1	0.17518	0.68031
24	24.50	257.50	4638.2	0.22037	0.85581
25	24.84	259.50	1649.4	0.10822	0.41703
	25.00	258.70	902.5	0.05729	0.22145
27	25.19	292.00	1021.7	0.06395	0.21901
28	0.00	257.50	0.0	0.00000	0.00000
29	25.42	292.00	620.1	0.04421	0.15140
30	0.00	257.50	0.0	0.00000	0.00000
31	25.67	292.00	5767.5	0.56162	1.92336
32	25.81	292.00	6354.7	0.29797	1.02045

000130

311643

33	25.90	292.00	3788.4	0.12349	0.42291
34	25.95	292.00	805.3	0.03503	0.11997
35	0.00	292.00	0.0	0.00000	0.00000
36	26.12	257.50	12.6	0.00245	0.00951
37	26.27	292.00	3709.7	0.21464	0.73507
38	26.37	272.40	2327.8	0.15884	0.58311
39	26.64	292.00	5411.8	0.22359	0.76572
[illegible]	0.00	292.00	0.0	0.00000	0.00000
[illegible]	26.78	326.40	129.9	0.02342	0.07175
42	26.85	292.00	1357.4	0.06726	0.23034
43	27.05	298.90	155.0	0.01869	0.06253
44	27.21	298.90	228.3	0.00719	0.02405
45	27.31	292.00	297.5	0.00987	0.03380
46	27.44	292.00	910.6	0.02642	0.09048
47	27.54	292.00	1755.0	0.06592	0.22575
48	27.68	293.50	4113.9	0.22800	0.77683
49	27.86	324.70	855.5	0.04024	0.12393
50	28.09	292.00	1724.5	0.05496	0.18822
51	28.28	326.40	2016.8	0.19969	0.61180
52	28.35	326.40	135.1	0.00644	0.01973
53	28.47	326.40	1990.0	0.09932	0.30429
54	28.62	326.40	1899.7	0.05793	0.17748
55	28.83	326.40	133.0	0.00220	0.00674
56	28.90	326.40	619.8	0.02706	0.08290
57	29.06	326.40	705.0	0.0[illegible]329	0.07135
58	29.19	326.40	868.5	0.0[illegible]263	0.09997
59	29.33	326.40	1978.1	0.05883	0.18024
60	29.40	360.90	193.0	0.00831	0.02303
61	29.50	315.80	2679.5	0.11757	0.37229
62	0.00	360.90	0.0	0.00000	0.00000
63	29.79	326.40	231.4	0.00749	0.02295
64	30.03	360.90	340.6	0.01519	0.04209
65	30.15	350.50	338.0	0.00873	0.02491
[illegible]	0.00	360.90	0.0	0.00000	0.00000
67	30.26	336.80	222.3	0.00938	0.02785
68	30.32	326.40	22.7	0.00173	0.00530
69	30.42	337.50	1390.6	0.05507	0.16317
70	0.00	360.90	0.0	0.00000	0.00000
71	30.76	347.80	115.3	0.00351	0.01009
72	30.96	336.80	19.0	0.00043	0.00128
73	31.19	360.90	181.2	0.00670	0.01856
74	31.31	347.80	591.4	0.01466	0.04215
75	31.44	360.90	658.1	0.02233	0.06187
76	0.00	360.90	0.0	0.00000	0.00000
77	31.91	360.90	149.6	0.00672	0.01862
78	0.00	395.30	0.0	0.00000	0.00000
79	32.15	360.90	52.8	0.00358	0.00992
80	32.25	360.90	180.0	0.00345	0.00956
81	0.00	395.30	0.0	0.00000	0.00000
82	32.49	360.90	908.5	0.02879	0.07977
83	32.66	360.90	58.2	0.00146	0.00405
84	32.84	360.90	23.0	0.00015	0.00042
85	33.14	395.30	26.0	0.00156	0.00395
86	0.00	360.90	0.0	0.00000	0.00000
87	0.00	395.30	0.0	0.00000	0.00000
88	33.53	395.30	150.8	0.00538	0.01361
89	33.65	360.90	170.0	0.00329	0.00912
90	33.81	395.30	30.7	0.00103	0.00261
91	0.00	360.90	0.0	0.00000	0.00000
[illegible]	0.00	394.30	0.0	0.00000	0.00000
[illegible]3	34.69	394.30	86.8	0.00295	0.00748
1	34.91	394.30	97.0	0.00363	0.00921
95	35.19	382.20	69.2	0.00219	0.00573
96	35.44	429.80	19.2	0.00010	0.00023
97	0.00	360.90	0.0	0.00000	0.00000
98	0.00	395.30	0.0	0.00000	0.00000

[illegible]	0.00	429.80	0.0	0.00000	0.00000
100	0.00	395.30	0.0	0.00000	0.00000
101	0.00	429.80	0.0	0.00000	0.00000
102	36.59	395.30	170.7	0.00468	0.01184
103	0.00	395.30	0.0	0.00000	0.00000
104	0.00	395.30	0.0	0.00000	0.00000
105	0.00	429.80	0.0	0.00000	0.00000
106	38.45	395.30	47.8	0.00082	0.00207
107	0.00	395.30	0.0	0.00000	0.00000
108	0.00	429.80	0.0	0.00000	0.00000
109	0.00	429.80	0.0	0.00000	0.00000
110	0.00	429.80	0.0	0.00000	0.00000
111	0.00	395.30	0.0	0.00000	0.00000
112	0.00	429.80	0.0	0.00000	0.00000
113	0.00	464.20	0.0	0.00000	0.00000
114	0.00	464.20	0.0	0.00000	0.00000
115	0.00	429.80	0.0	0.00000	0.00000
116	0.00	429.80	0.0	0.00000	0.00000
117	0.00	464.20	0.0	0.00000	0.00000
118	0.00	498.60	0.0	0.00000	0.00000

CONCENTRATION = 5.116 Total ug

TOTAL MICROMOLES = 0.0182

AVERAGE MOLECULAR WEIGHT = 281.5

NUMBER OF CALIBRATED PEAKS FOUND= 75

INTERNAL STANDARD RETENTION TIME = 49.36 MINUTES

INTERNAL STANDARD PEAK AREA = 84886.7

NORTHEAST ANALYTICAL, INC.

301 NOTT STREET
SCHENECTADY, NY 12305
(518) 346-4592

CONGENER WEIGHT and MOLE REPORT

NEA FILE NAME: AB09396.mol

CUSTOMER: GENERAL ELECTRIC COMPANY (QEA)
SAMPLE DESCRIPTION: STA11-SUR
COMMENT: 1999 CSPCB SPMD SAMPLES PROJECT GENHUD #150 COC:12/17/98
DATE ACQUIRED: 8-JAN-1999 8:58

TYPE FOR MIXED PEAK DECONVOLUTION= S

PEAK#	RET. TIME	T-CL:O-CL	IUPAC#	RRT	CONGENERS	WEIGHT %	MOLE %	PEAK#
	0.00	0:0	000	.0997	BIPHENYL	0.000	0.000	1
2	0.00	1:1	001	.1544	2	0.000	0.000	2
3	0.00	1:0	002	.1937	3	0.000	0.000	3
4	0.00	1:0	003	.1975	4	0.000	0.000	4
5	19.96	2:2	004 010	.2245	22' ; 26	0.859	1.084	5
6	20.92	2:1	007 009	.2566	24 ; 25	0.009	0.012	6
7	21.26	2:1	006	.2709	23'	0.077	0.097	7
8	21.46	2:1	005 008	.2785	23 ; 24'	0.425	0.537	8
9	0.00	2:0	014	.2973	35	0.000	0.000	9
10	22.10	3:3	019	.3045	22'6	0.868	0.949	10
11	0.00	3:2	030	.3165	246	0.000	0.000	11
12	0.00	2:0	011	.3238	33'	0.000	0.000	12
13	0.00	2:0	012 013	.3297	34 ; 34'	0.000	0.000	13
14	22.95	3:2 2:0	018 015	.3387	22'5 ; 44'	5.184	5.861	14
15	23.02	3:2	017	.3398	22'4	10.242	11.197	15
16	23.30	3:2	024 027	.3508	236 ; 23'6	1.257	1.374	16
17	23.56	3:2	016 032	.3625	22'3 ; 24'6	6.539	7.149	17
18	0.00	3:1	023	.3770	235	0.000	0.000	18
19	23.95	3:1 4:4	034 054	.3800	2'35 ; 22'66'	0.248	0.261	19
20	24.10	3:1	029	.3820	245	0.014	0.016	20
21	24.22	3:1	026	.3911	23'5	1.690	1.847	21
22	24.29	3:1	025	.3937	23'4	0.705	0.771	22
23	24.46	3:1	031	.4024	24'5	3.424	3.744	23
24	24.50	3:1 4:3	028 050	.4031	244' ; 22'46	4.308	4.709	24
25	24.84	3:1 4:3	021 033	.4170	233' ; 234 ; 22'56'	2.116	2.295	25
26	25.00	3:1 4:3	022 051	.4267	234' ; 22'46'	1.120	1.219	26
	25.19	4:3	045	.4334	22'36	1.250	1.205	27
28	0.00	3:1	036	.4379	33'5	0.000	0.000	28
	25.42	4:3	046	.4450	22'36'	0.864	0.833	29
30	0.00	3:1	039	.4488	34'5	0.000	0.000	30
31	25.67	4:2	052 073	.4554	22'55' ; 23'5'6	10.979	10.584	31

PEAK#	RET. TIME	T-CL:O-CL	IUPAC#	RRT	CONGENERS	WEIGHT %	MOLE %	PEAK#
32	25.81	4:2	049	.4610	22'45	5.825	5.615	32
33	25.90	4:2	047	.4639	22'44'	2.414	2.327	33
34	25.95	4:2	048 075	.4651	22'45 ; 244'6	0.685	0.660	34
35	0.00	4:2	065 062	.4865	2346 ; 2356	0.000	0.000	35
36	26.12	3:0	035	.4738	33'4	0.048	0.052	36
37	26.27	5:4 4:2	104 044	.4832	22'466' ; 22'35'	4.196	4.045	37
38	26.37	3:0 4:2	037 042	.4870	344' ; 22'34' ; 233'6	3.105	3.209	38
39	26.64	4:2	064 071	.4990	23'34 ; 234'6 ; 23'4'6 +	4.371	4.214	39
40	0.00	4:1	068	.5040	23'45' ?	0.000	0.000	40
41	26.78	5:4	096	.5057	22'366'	0.458	0.395	41
42	26.85	4:2	040	.5102	22'33'	1.315	1.268	42
43	27.05	5:3 4:1	103 057	.5155	22'45'6 ; 233'5	0.365	0.344	43
44	27.21	5:3 4:1	100 067	.5212	22'44'6 ; 23'4'5	0.141	0.132	44
45	27.31	4:1	058 063	.5267	233'5' ; 234'5	0.193	0.186	45
46	27.44	4:1 5:3	074 094	.5340	244'5 ; 22'356'	0.516	0.498	46
47	27.54	4:1	070 061	.5407	23'4'5 ; 2'345 ; 2345?	1.289	1.242	47
48	27.68	4:1 5:3	066 095	.5447	23'44' ; 22'356 ; 22'35'6	4.457	4.275	48
49	27.86	5:3 4:1	091 098	.5549	22'34'6 ; 22'3'46 ; 233'4	0.787	0.682	49
50	28.09	4:1	056 060	.5676	233'4' ; 2344'	1.074	1.036	50
51	28.28	6:4 5:3	155 084	.5666	22'44'66' ; 22'33'6; 22'355'	3.904	3.367	51
52	28.35	5:3	089	.5779	22'346'	0.126	0.109	52
53	28.47	5:2	101 090	.5814	22'34'5 ; 22'455'	1.942	1.674	53
54	28.62	5:2	099	.5880	22'44'5	1.132	0.977	54
55	28.83	6:4 5:2	150 112	.5969	22'34'66' ; 233'56 ; 23'44'6	0.043	0.037	55
56	28.90	5:2	083 109	.6029	22'33'5 ; 233'46	0.529	0.456	56
57	29.06	6:4 5:2	152 097	.6062	22'3566' ; 22'345 ; 22'3'45	0.455	0.393	57
58	29.19	5:2	087 111	.6175	22'345' ; 233'55' ; 2344'6	0.638	0.550	58
59	29.33	5:2	085 116	.6224	22'344' ; 23456?	1.150	0.992	59
60	29.40	6:4	136	.6257	22'33'66'	0.162	0.127	60
61	29.50	4:0 5:2	077 110	.6295	33'44' ; 233'4'6	2.298	2.049	61
62	0.00	6:3	154	.6349	22'44'56'	0.000	0.000	62
63	29.79	5:2	082	.6453	22'33'4	0.146	0.126	63
64	30.03	6:3	151	.6499	22'355'6	0.297	0.232	64
65	30.15	6:3 5:1	135 124	.6563	22'33'56' ; 2'344'5	0.171	0.137	65
66	0.00	6:3	144	.6584	22'345'6	0.000	0.000	66
67	30.26	5:1 6:3	107 108	.6628	233'4'5 ; 233'45' ; 22'34'56	0.183	0.153	67
68	30.32	5:1	123	.6658	2'344'5	0.034	0.029	68
69	30.42	6:3 5:1	149 118	.6672	22'34'5'6 ; 23'44'5 ; 233'45	1.077	0.898	69
70	0.00	6:3	139 140	.6707	22'344'6 ; 22'344'6'	0.000	0.000	70
71	30.76	6:3 5:1	134 143	.6796	22'33'56' ; 22'3456'; 2344'5	0.069	0.056	71
72	30.96	5:1 6:3	122 131	.6871	2'33'45; 22'33'46;22'33'55'+	0.008	0.007	72
73	31.19	6:2	146 161	.6955	22'34'55' ; 233'45'6	0.131	0.102	73
74	31.31	6:3 5:1	132 105	.7035	22'33'46' ; 233'44'	0.287	0.232	74
75	31.44	6:2	153	.7036	22'44'55'	0.437	0.340	75
76	0.00	6:2	168	.7068	23'44'5'6	0.000	0.000	76
77	31.91	6:2	141	.7203	22'3455'	0.131	0.102	77
78	0.00	7:4	179	.7205	22'33'566'	0.000	0.000	78
79	32.15	6:2	130	.7284	22'33'45'	0.070	0.055	79
80	32.25	6:2	137	.7329	22'344'5	0.067	0.053	80
81	0.00	7:4	176	.7305	22'33'466'	0.000	0.000	81
82	32.49	6:2	138 163	.7403	22'344'5' ; 233'4'56 ; +2	0.563	0.439	82
[illegible]	32.66	6:2	158	.7429	233'44'6	0.029	0.022	83
84	32.84	6:2	129	.7501	22'33'45	0.003	0.002	84
85	33.14	7:3	178	.7537	22'33'55'6	0.030	0.022	85
86	0.00	6:2	166	.7572	2344'56	0.000	0.000	86
87	0.00	7:3	175	.7611	22'33'45'6	0.000	0.000	87

PEAK#	RET. TIME	T-CL:O-CL	IUPAC#	RRT	CONGENERS	WEIGHT %	MOLE %	PEAK#
88	33.53	7:3	187 182	.7653	22'34'55'6 ; 22'344'56'	0.105	0.075	88
89	33.65	6:2	128	.7761	22'33'44'	0.064	0.050	89
90	33.81	7:3	183	.7720	22'344'5'6	0.020	0.014	90
91	0.00	6:1	167	.7814	23'44'55'	0.000	0.000	91
92	0.00	7:3	185	.7848	22'3455'6	0.000	0.000	92
93	34.69	7:3	174 181	.7965	22'33'456' ; 22'344'56	0.058	0.041	93
94	34.91	7:3	177	.8031	22'33'4'56	0.071	0.051	94
95	35.19	7:3 6:1	171 156	.8105	22'33'44'6 ; 233'44'5	0.043	0.032	95
96	35.44	8:4	202	.8089	22'33'55'66'	0.002	0.001	96
97	0.00	6:1	157	.8184	233'44'5'	0.000	0.000	97
98	0.00	7:3	173	.8152	22'33'456	0.000	0.000	98
99	0.00	8:4	200 204	.8197	22'33'45'66' ; 22'344'566'	0.000	0.000	99
100	0.00	7:2	172 192	.8278	22'33'455' ; 233'455'6	0.000	0.000	100
101	0.00	8:4	197	.8293	22'33'44'66'	0.000	0.000	101
102	36.59	7:2	180	.8362	22'344'55'	0.091	0.065	102
103	0.00	7:2	193	.8397	233'4'55'6	0.000	0.000	103
104	0.00	7:2	191	.8447	233'44'5'6	0.000	0.000	104
105	0.00	8:4	199	.8494	22'33'4566'	0.000	0.000	105
106	38.45	7:2	170	.8740	22'33'44'5	0.016	0.011	106
107	0.00	7:2	190	.8740	233'44'56	0.000	0.000	107
108	0.00	8:3	198	.8845	22'33'455'6	0.000	0.000	108
109	0.00	8:3	201	.8875	22'33'4'55'6	0.000	0.000	109
110	0.00	8:3	196 203	.8935	22'33'44'5'6 ; 22'344'55'6	0.000	0.000	110
111	0.00	7:1	189	.9142	233'44'55'	0.000	0.000	111
112	0.00	8:3	195	.9321	22'33'44'56	0.000	0.000	112
113	0.00	9:4	208	.9320	22'33'455'66'	0.000	0.000	113
114	0.00	9:4	207	.9423	22'33'44'566'	0.000	0.000	114
115	0.00	8:2	194	.9620	22'33'44'55'	0.000	0.000	115
116	0.00	8:2	205	.9678	233'44'55'6	0.000	0.000	116
117	0.00	9:3	206	1.010	22'33'44'55'6	0.000	0.000	117
118	0.00	10:4	209	1.050	22'33'44'55'66'	0.000	0.000	118

CONCENTRATION = 5.116 Total ug

TOTAL MICROMOLES = 0.0182

AVERAGE MOLECULAR WEIGHT = 281.5

NUMBER OF CALIBRATED PEAKS FOUND= 75

Sample: STA11-SUR Channel: detector 1 Filename: AB09396R
Acquired: 08-JAN-99 8:58 Method: J:\MAX99\GC9\OEA0107A Operator: REW
Dilution: 1 10.200 Amount: 1.000
Comments: NORTHEAST ANALYTICAL 301 NOTT STREET SCHENECTADY, NY 518-346-4592

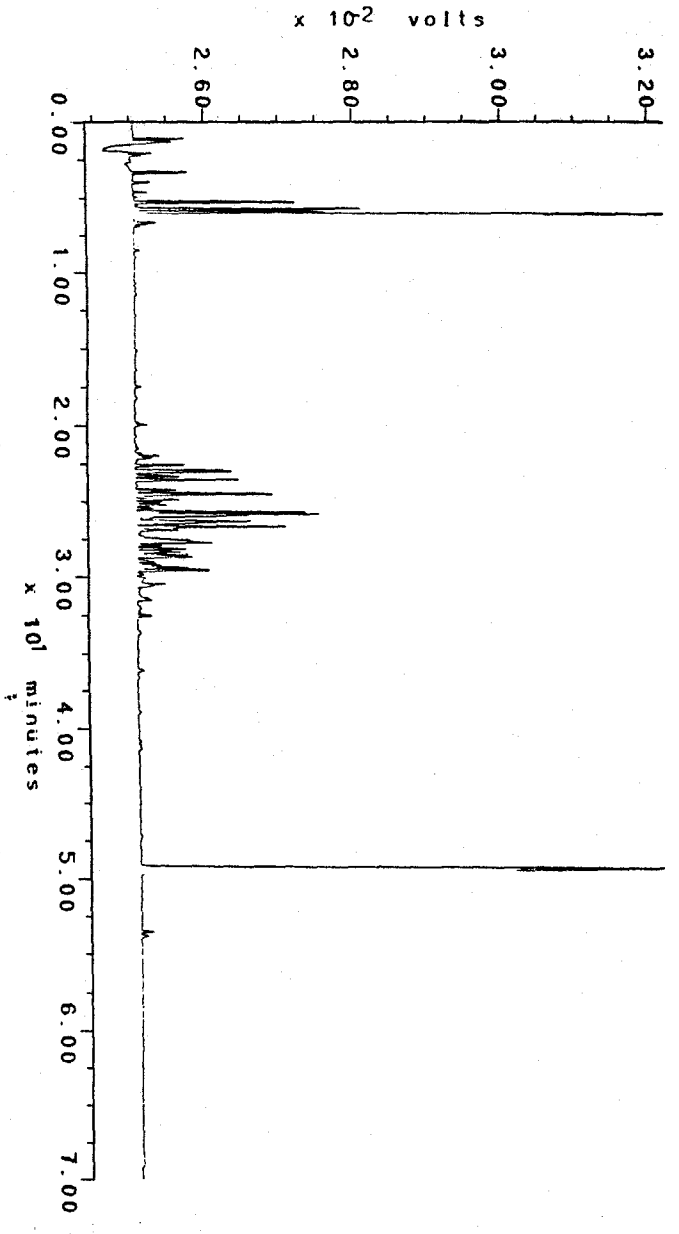

000126

311649

NORTHEAST ANALYTICAL, INC.

301 NOTT STREET
SCHENECTADY, NY 12305
(518) 346-4592

PCB SUMMARY REPORT

NEA FILE NAME: AB09397.hrs

CUSTOMER: GENERAL ELECTRIC COMPANY (QEA)
SAMPLE DESCRIPTION: STA11-SUR(DUP)
COMMENT: 1999 CSPCB SPMD SAMPLES PROJECT GENHUD #150 COC:12/17/98
DATE ACQUIRED: 8-JAN-1999 10:19

Total PCBs in Sample= 4.46 Total ug

PCB Homolog Distribution

Homologs	Wt. %	Mole %
Mono	0.00	0.00
Di	3.03	3.64
Tri	38.48	41.99
Tetra	40.79	39.32
Penta	14.82	12.81
Hexa	2.57	2.03
Hepta	0.30	0.21
Octa	0.00	0.00
Nona	0.00	0.00
Deca	0.00	0.00

NOMINAL 'AROCLOR' Distribution

Aroclor	Indicator Peak (PK#/IUPAC#)	Amount Total ug	Percent SEDIMENT	Percent BIOTA
A1221	2/001	0.0000	0.0	0.0
A1242	23+24/31+28	0.3434	76.8	79.0
A1254SED	61/110	0.1009	22.6	
A1254BIO	***/###	0.0883		20.3
A1260	102/180	0.0030	0.7	0.7
A1268	115/194	0.0000	0.0	0.0

***/###:69+75+82/149+153+138

:tho Cl / biphenyl Residue = 1.79

eta + Para Cl / biphenyl Residue = 1.89

TOTAL Cl / biphenyl Residue = 3.68

000137

311650

NORTHEAST ANALYTICAL, INC.

301 NOTT STREET
SCHENECTADY, NY 12305
(518) 346-4592

PCB CONGENER AMOUNT REPORT

NEA FILE NAME: AB09397.mol

CUSTOMER: GENERAL ELECTRIC COMPANY (QEA)
SAMPLE DESCRIPTION: STA11-SUR(DUP)
COMMENT: 1999 CSPCB SPMD SAMPLES PROJECT GENHUD #150 COC:12/17/98
DATE ACQUIRED: 8-JAN-1999 10:19

TYPE FOR MIXED PEAK DECONVOLUTION= S

PEAK NO.	RETENTION TIME	MOLECULAR WT.	PEAK AREA	AMOUNT (Total ug)	Nanomoles
1	0.00	154.20	0.0	0.00000	0.00000
2	0.00	188.70	0.0	0.00000	0.00000
3	0.00	188.70	0.0	0.00000	0.00000
4	0.00	188.70	0.0	0.00000	0.00000
5	19.97	223.10	106.1	0.04709	0.21107
6	20.92	223.10	13.0	0.00078	0.00350
7	21.26	223.10	38.9	0.00500	0.02241
8	21.46	223.10	88.4	0.02227	0.09982
9	0.00	223.10	0.0	0.00000	0.00000
10	22.10	257.50	485.2	0.03967	0.15406
11	0.00	257.50	0.0	0.00000	0.00000
12	0.00	223.10	0.0	0.00000	0.00000
13	0.00	223.10	0.0	0.00000	0.00000
14	22.94	249.00	2844.2	0.24233	0.97321
15	23.02	257.50	2742.9	0.46595	1.80951
16	23.30	257.50	1285.2	0.05843	0.22691
17	23.56	257.50	3304.2	0.29851	1.15926
18	0.00	257.50	0.0	0.00000	0.00000
19	23.95	267.90	86.6	0.01309	0.04886
20	24.07	257.50	19.1	0.00085	0.00330
21	24.22	257.50	1128.8	0.07518	0.29196
22	24.29	257.50	650.3	0.03090	0.12000
23	24.46	257.50	2531.3	0.15241	0.59188
24	24.50	257.50	3963.9	0.19102	0.74183
25	24.83	259.50	1361.6	0.09062	0.34921
	25.00	258.70	766.0	0.04932	0.19065
27	25.19	292.00	899.3	0.05709	0.19551
28	0.00	257.50	0.0	0.00000	0.00000
29	25.42	292.00	530.0	0.03833	0.13127
30	0.00	257.50	0.0	0.00000	0.00000
31	25.67	292.00	4923.6	0.48630	1.66541
32	25.81	292.00	5383.2	0.25603	0.87682

000138

311651

33	25.90	292.00	3193.1	0.10558	0.36158
34	25.94	292.00	678.1	0.02992	0.10247
35	0.00	292.00	0.0	0.00000	0.00000
36	26.12	257.50	16.7	0.00328	0.01274
37	26.26	292.00	3180.1	0.18663	0.63914
38	26.37	272.40	1953.4	0.13520	0.49633
39	26.64	292.00	4569.4	0.19148	0.65575
	0.00	292.00	0.0	0.00000	0.00000
[illegible]	26.78	326.40	117.2	0.02143	0.06566
42	26.85	292.00	1192.8	0.05995	0.20531
43	27.05	298.90	120.8	0.01478	0.04945
44	27.20	298.90	193.3	0.00618	0.02068
45	27.31	292.00	240.0	0.00808	0.02767
46	27.44	292.00	745.9	0.02195	0.07517
47	27.54	292.00	1469.7	0.05600	0.19178
48	27.68	293.50	3481.0	0.19568	0.66671
49	27.86	324.70	720.3	0.03436	0.10582
50	28.09	292.00	1533.8	0.04958	0.16979
51	28.27	326.40	1708.9	0.17162	0.52580
52	28.35	326.40	102.3	0.00495	0.01517
53	28.47	326.40	1774.7	0.08984	0.27525
54	28.62	326.40	1728.3	0.05346	0.16379
55	28.83	326.40	128.5	0.00216	0.00662
56	28.90	326.40	521.7	0.02310	0.07077
57	29.06	326.40	544.3	0.01824	0.05588
58	29.19	326.40	699.6	0.02666	0.08168
59	29.33	326.40	1651.2	0.04981	0.15260
60	29.39	360.90	132.4	0.00578	0.01602
61	29.49	315.80	2267.7	0.10093	0.31960
62	0.00	360.90	0.0	0.00000	0.00000
63	29.79	326.40	176.6	0.00580	0.01777
64	30.03	360.90	279.9	0.01266	0.03508
[illegible]	30.14	350.50	275.2	0.00721	0.02057
[illegible]	0.00	360.90	0.0	0.00000	0.00000
67	30.25	336.80	205.2	0.00878	0.02607
68	30.31	326.40	25.2	0.00194	0.00594
69	30.42	337.50	1141.1	0.04583	0.13579
70	0.00	360.90	0.0	0.00000	0.00000
71	30.76	347.80	122.3	0.00378	0.01087
72	30.95	336.80	24.6	0.00057	0.00169
73	31.19	360.90	157.3	0.00590	0.01635
74	31.30	347.80	495.5	0.01246	0.03583
75	31.44	360.90	543.4	0.01870	0.05181
76	0.00	360.90	0.0	0.00000	0.00000
77	31.90	360.90	120.8	0.00551	0.01527
78	0.00	395.30	0.0	0.00000	0.00000
79	32.16	360.90	31.9	0.00219	0.00607
80	32.25	360.90	220.1	0.00428	0.01186
81	0.00	395.30	0.0	0.00000	0.00000
82	32.48	360.90	738.6	0.02375	0.06581
83	32.65	360.90	31.9	0.00081	0.00224
84	32.83	360.90	29.2	0.00019	0.00053
85	33.13	395.30	18.6	0.00113	0.00286
86	0.00	360.90	0.0	0.00000	0.00000
87	0.00	395.30	0.0	0.00000	0.00000
88	33.54	395.30	98.7	0.00357	0.00903
89	33.65	360.90	100.7	0.00198	0.00549
90	33.82	395.30	18.8	0.00064	0.00162
91	0.00	360.90	0.0	0.00000	0.00000
[illegible]	0.00	394.30	0.0	0.00000	0.00000
[illegible]3	34.69	394.30	55.8	0.00192	0.00487
[illegible]1	34.92	394.30	29.2	0.00111	0.00282
95	35.18	382.20	45.8	0.00147	0.00385
96	35.45	429.80	19.1	0.00010	0.00023
97	0.00	360.90	0.0	0.00000	0.00000
98	0.00	395.30	0.0	0.00000	0.00000

060139

311652

100	0.00	395.30	0.0	0.00000	0.00000
101	0.00	429.80	0.0	0.00000	0.00000
102	36.58	395.30	107.6	0.00299	0.00756
103	0.00	395.30	0.0	0.00000	0.00000
104	0.00	395.30	0.0	0.00000	0.00000
105	0.00	429.80	0.0	0.00000	0.00000
106	38.45	395.30	56.5	0.00098	0.00248
107	0.00	395.30	0.0	0.00000	0.00000
108	0.00	429.80	0.0	0.00000	0.00000
109	0.00	429.80	0.0	0.00000	0.00000
110	0.00	429.80	0.0	0.00000	0.00000
111	0.00	395.30	0.0	0.00000	0.00000
112	0.00	429.80	0.0	0.00000	0.00000
113	0.00	464.20	0.0	0.00000	0.00000
114	0.00	464.20	0.0	0.00000	0.00000
115	0.00	429.80	0.0	0.00000	0.00000
116	0.00	429.80	0.0	0.00000	0.00000
117	0.00	464.20	0.0	0.00000	0.00000
118	0.00	498.60	0.0	0.00000	0.00000

CONCENTRATION = 4.464 Total ug

TOTAL MICROMOLES = 0.0159

AVERAGE MOLECULAR WEIGHT = 280.8

NUMBER OF CALIBRATED PEAKS FOUND= 75

INTERNAL STANDARD RETENTION TIME = 49.36 MINUTES

INTERNAL STANDARD PEAK AREA = 83690.8

NORTHEAST ANALYTICAL, INC.

301 NOTT STREET
SCHENECTADY, NY 12305
(518) 346-4592

CONGENER WEIGHT and MOLE REPORT

NEA FILE NAME: AB09397.mol

CUSTOMER: GENERAL ELECTRIC COMPANY (QEA)
SAMPLE DESCRIPTION: STA11-SUR(DUP)
COMMENT: 1999 CSPCB SPMD SAMPLES PROJECT GENHUD #150 COC:12/17/98
DATE ACQUIRED: 8-JAN-1999 10:19

TYPE FOR MIXED PEAK DECONVOLUTION= S

PEAK#	RET. TIME	T-CL:O-CL	IUPAC#	RRT	CONGENERS	WEIGHT %	MOLE %	PEAK#
	0.00	0:0	000	.0997	BIPHENYL	0.000	0.000	1
2	0.00	1:1	001	.1544	2	0.000	0.000	2
3	0.00	1:0	002	.1937	3	0.000	0.000	3
4	0.00	1:0	003	.1975	4	0.000	0.000	4
5	19.97	2:2	004 010	.2245	22' ; 26	1.055	1.328	5
6	20.92	2:1	007 009	.2566	24 ; 25	0.017	0.022	6
7	21.26	2:1	006	.2709	23'	0.112	0.141	7
8	21.46	2:1	005 008	.2785	23 ; 24'	0.499	0.628	8
9	0.00	2:0	014	.2973	35	0.000	0.000	9
10	22.10	3:3	019	.3045	22'6	0.889	0.969	10
11	0.00	3:2	030	.3165	246	0.000	0.000	11
12	0.00	2:0	011	.3238	33'	0.000	0.000	12
13	0.00	2:0	012 013	.3297	34 ; 34'	0.000	0.000	13
14	22.94	3:2 2:0	018 015	.3387	22'5 ; 44'	5.428	6.122	14
15	23.02	3:2	017	.3398	22'4	10.438	11.383	15
16	23.30	3:2	024 027	.3508	236 ; 23'6	1.309	1.427	16
17	23.56	3:2	016 032	.3625	22'3 ; 24'6	6.687	7.293	17
18	0.00	3:1	023	.3770	235	0.000	0.000	18
19	23.95	3:1 4:4	034 054	.3800	2'35 ; 22'66'	0.293	0.307	19
20	24.07	3:1	029	.3820	245	0.019	0.021	20
21	24.22	3:1	026	.3911	23'5	1.684	1.837	21
22	24.29	3:1	025	.3937	23'4	0.692	0.755	22
23	24.46	3:1	031	.4024	24'5	3.414	3.723	23
24	24.50	3:1 4:3	028 050	.4031	244' ; 22'46	4.279	4.667	24
25	24.83	3:1 4:3	021 033	.4170	233' ; 234 ; 22'56'	2.030	2.197	25
26	25.00	3:1 4:3	022 051	.4267	234' ; 22'46'	1.105	1.199	26
	25.19	4:3	045	.4334	22'36	1.279	1.230	27
28	0.00	3:1	036	.4379	33'5	0.000	0.000	28
29	25.42	4:3	046	.4450	22'36'	0.859	0.826	29
30	0.00	3:1	039	.4488	34'5	0.000	0.000	30
31	25.67	4:2	052 073	.4554	22'55' ; 23'5'6	10.894	10.477	31

000141

311654

PEAK#	RET. TIME	T-CL:O-CL	IUPAC#	RRT	CONGENERS	WEIGHT %	MOLE %	PEAK#
32	25.81	4:2	049	.4610	22'45	5.735	5.516	32
33	25.90	4:2	047	.4639	22'44'	2.365	2.275	33
34	25.94	4:2	048 075	.4651	22'45 ; 244'6	0.670	0.645	34
35	0.00	4:2	065 062	.4865	2346 ; 2356	0.000	0.000	35
36	26.12	3:0	035	.4738	33'4	0.073	0.080	36
37	26.26	5:4 4:2	104 044	.4832	22'466' ; 22'35'	4.181	4.021	37
38	26.37	3:0 4:2	037 042	.4870	344' ; 22'34' ; 233'6	3.029	3.122	38
39	26.64	4:2	064 071	.4990	23'34 ; 234'6 ; 23'4'6 +	4.289	4.125	39
40	0.00	4:1	068	.5040	23'45' ?	0.000	0.000	40
41	26.78	5:4	096	.5057	22'366'	0.480	0.413	41
42	26.85	4:2	040	.5102	22'33'	1.343	1.292	42
43	27.05	5:3 4:1	103 057	.5155	22'45'6 ; 233'5	0.331	0.311	43
44	27.20	5:3 4:1	100 067	.5212	22'44'6 ; 23'4'5	0.138	0.130	44
45	27.31	4:1	058 063	.5267	233'5' ; 234'5	0.181	0.174	45
46	27.44	4:1 5:3	074 094	.5340	244'5 ; 22'356'	0.492	0.473	46
47	27.54	4:1	070 061	.5407	23'4'5 ; 2'345 ; 2345?	1.254	1.206	47
48	27.68	4:1 5:3	066 095	.5447	23'44' ; 22'356 ; 22'35'6	4.383	4.194	48
49	27.86	5:3 4:1	091 098	.5549	22'34'6 ; 22'3'46 ; 233'4	0.770	0.666	49
50	28.09	4:1	056 060	.5676	233'4' ; 2344'	1.111	1.068	50
51	28.27	6:4 5:3	155 084	.5666	22'44'66' ; 22'33'6; 22'355'	3.844	3.308	51
52	28.35	5:3	089	.5779	22'346'	0.111	0.095	52
53	28.47	5:2	101 090	.5814	22'34'5 ; 22'455'	2.013	1.732	53
54	28.62	5:2	099	.5880	22'44'5	1.198	1.030	54
55	28.83	6:4 5:2	150 112	.5969	22'34'66' ; 233'56 ; 23'44'6	0.048	0.042	55
56	28.90	5:2	083 109	.6029	22'33'5 ; 233'46	0.517	0.445	56
57	29.06	6:4 5:2	152 097	.6062	22'3566' ; 22'345 ; 22'3'45	0.409	0.352	57
58	29.19	5:2	087 111	.6175	22'345' ; 233'55' ; 2344'6	0.597	0.514	58
59	29.33	5:2	085 116	.6224	22'344' ; 23456?	1.116	0.960	59
60	29.39	6:4	136	.6257	22'33'66'	0.129	0.101	60
61	29.49	4:0 5:2	077 110	.6295	33'44' ; 233'4'6	2.261	2.011	61
62	0.00	6:3	154	.6349	22'44'56'	0.000	0.000	62
63	29.79	5:2	082	.6453	22'33'4	0.130	0.112	63
64	30.03	6:3	151	.6499	22'355'6	0.284	0.221	64
65	30.14	6:3 5:1	135 124	.6563	22'33'56' ; 2'344'5	0.162	0.129	65
66	0.00	6:3	144	.6584	22'345'6	0.000	0.000	66
67	30.25	5:1 6:3	107 108	.6628	233'4'5 ; 233'45' ; 22'34'56	0.197	0.164	67
68	30.31	5:1	123	.6658	2'344'5	0.043	0.037	68
69	30.42	6:3 5:1	149 118	.6672	22'34'5'6 ; 23'44'5 ; 233'45	1.027	0.854	69
70	0.00	6:3	139 140	.6707	22'344'6 ; 22'344'6'	0.000	0.000	70
71	30.76	6:3 5:1	134 143	.6796	22'33'56' ; 22'3456'; 2344'5	0.085	0.068	71
72	30.95	5:1 6:3	122 131	.6871	2'33'45; 22'33'46;22'33'55'+	0.013	0.011	72
73	31.19	6:2	146 161	.6955	22'34'55' ; 233'45'6	0.132	0.103	73
74	31.30	6:3 5:1	132 105	.7035	22'33'46' ; 233'44'	0.279	0.225	74
75	31.44	6:2	153	.7036	22'44'55'	0.419	0.326	75
76	0.00	6:2	168	.7068	23'44'5'6	0.000	0.000	76
77	31.90	6:2	141	.7203	22'3455'	0.123	0.096	77
78	0.00	7:4	179	.7205	22'33'566'	0.000	0.000	78
79	32.16	6:2	130	.7284	22'33'45'	0.049	0.038	79
80	32.25	6:2	137	.7329	22'344'5	0.096	0.075	80
81	0.00	7:4	176	.7305	22'33'466'	0.000	0.000	81
82	32.48	6:2	138 163	.7403	22'344'5' ; 233'4'56 ; +2	0.532	0.414	82
83	32.65	6:2	158	.7429	233'44'6	0.018	0.014	83
84	32.83	6:2	129	.7501	22'33'45	0.004	0.003	84
85	33.13	7:3	178	.7537	22'33'55'6	0.025	0.018	85
86	0.00	6:2	166	.7572	2344'56	0.000	0.000	86
87	0.00	7:3	175	.7611	22'33'45'6	0.000	0.000	87

PEAK#	RET. TIME	T-CL:O-CL	IUPAC#	RRT	CONGENERS	WEIGHT %	MOLE %	PEAK#
88	33.54	7:3	187 182	.7653	22'34'55'6 ; 22'344'56'	0.080	0.057	88
89	33.65	6:2	128	.7761	22'33'44'	0.044	0.035	89
90	33.82	7:3	183	.7720	22'344'5'6	0.014	0.010	90
91	0.00	6:1	167	.7814	23'44'55'	0.000	0.000	91
92	0.00	7:3	185	.7848	22'3455'6	0.000	0.000	92
93	34.69	7:3	174 181	.7965	22'33'456' ; 22'344'56	0.043	0.031	93
94	34.92	7:3	177	.8031	22'33'4'56	0.025	0.018	94
95	35.18	7:3 6:1	171 156	.8105	22'33'44'6 ; 233'44'5	0.033	0.024	95
96	35.45	8:4	202	.8089	22'33'55'66'	0.002	0.001	96
97	0.00	6:1	157	.8184	233'44'5'	0.000	0.000	97
98	0.00	7:3	173	.8152	22'33'456	0.000	0.000	98
99	0.00	8:4	200 204	.8197	22'33'45'66' ; 22'344'566'	0.000	0.000	99
100	0.00	7:2	172 192	.8278	22'33'455' ; 233'455'6	0.000	0.000	100
101	0.00	8:4	197	.8293	22'33'44'66'	0.000	0.000	101
102	36.58	7:2	180	.8362	22'344'55'	0.067	0.048	102
103	0.00	7:2	193	.8397	233'4'55'6	0.000	0.000	103
104	0.00	7:2	191	.8447	233'44'5'6	0.000	0.000	104
105	0.00	8:4	199	.8494	22'33'4566'	0.000	0.000	105
106	38.45	7:2	170	.8740	22'33'44'5	0.022	0.016	106
107	0.00	7:2	190	.8740	233'44'56	0.000	0.000	107
108	0.00	8:3	198	.8845	22'33'455'6	0.000	0.000	108
109	0.00	8:3	201	.8875	22'33'4'55'6	0.000	0.000	109
110	0.00	8:3	196 203	.8935	22'33'44'5'6 ; 22'344'55'6	0.000	0.000	110
111	0.00	7:1	189	.9142	233'44'55'	0.000	0.000	111
112	0.00	8:3	195	.9321	22'33'44'56	0.000	0.000	112
113	0.00	9:4	208	.9320	22'33'455'66'	0.000	0.000	113
114	0.00	9:4	207	.9423	22'33'44'566'	0.000	0.000	114
115	0.00	8:2	194	.9620	22'33'44'55'	0.000	0.000	115
116	0.00	8:2	205	.9678	233'44'55'6	0.000	0.000	116
117	0.00	9:3	206	1.010	22'33'44'55'6	0.000	0.000	117
118	0.00	10:4	209	1.050	22'33'44'55'66'	0.000	0.000	118

CONCENTRATION = 4.464 Total ug

TOTAL MICROMOLES = 0.0159

AVERAGE MOLECULAR WEIGHT = 280.8

NUMBER OF CALIBRATED PEAKS FOUND= 75

Sample: STA11-SUR(DUP) Channel: detector 1 Filename: AB09397R
Acquired: 08-JAN-99 10:19 Method: J:\MAX99\GC9\QEA0107A Operator: REW
Dilution: 1 / 10.000 Amount: 1.000
Comments: NORTHEAST ANALYTICAL 301 NOTT STREET SCHENECTADY, NY 518-346-4592

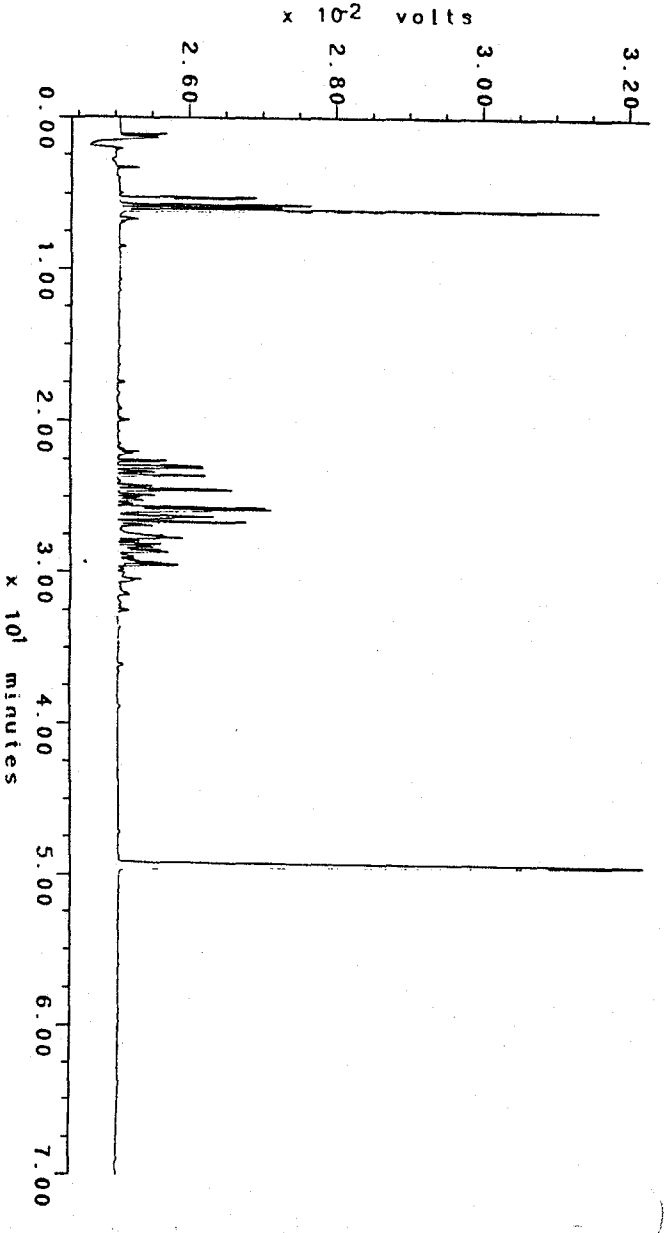

000144

311657

NORTHEAST ANALYTICAL, INC.

301 NOTT STREET
SCHENECTADY, NY 12305
(518) 346-4592

PCB SUMMARY REPORT

NEA FILE NAME: AB09398.hrs

CUSTOMER: GENERAL ELECTRIC COMPANY (QEA)
SAMPLE DESCRIPTION: STA11-BOT
COMMENT: 1999 CSPCB SPMD SAMPLES PROJECT GENHUD #150 COC:12/17/98
DATE ACQUIRED: 8-JAN-1999 11:41

Total PCBs in Sample= 4.32 Total ug

PCB Homolog Distribution

Homologs	Wt. %	Mole %
Mono	0.00	0.00
Di	3.86	4.67
Tri	38.66	42.08
Tetra	39.78	38.25
Penta	14.63	12.62
Hexa	2.70	2.13
Hepta	0.37	0.26
Octa	0.00	0.00
Nona	0.00	0.00
Deca	0.00	0.00

NOMINAL 'AROCLOR' Distribution

Aroclor	Indicator Peak (PK#/IUPAC#)	Amount Total ug	Percent SEDIMENT	Percent BIOTA
A1221	2/001	0.0000	0.0	0.0
A1242	23+24/31+28	0.3316	77.2	78.7
A1254SED	61/110	0.0956	22.2	
A1254BIO	***/###	0.0874		20.7
A1260	102/180	0.0026	0.6	0.6
A1268	115/194	0.0000	0.0	0.0

***/###:69+75+82/149+153+138

ortho Cl / biphenyl Residue = 1.80

Meta + Para Cl / biphenyl Residue = 1.86

TOTAL Cl / biphenyl Residue = 3.66

000145

311658

NORTHEAST ANALYTICAL, INC.

301 NOTT STREET
SCHENECTADY, NY 12305
(518) 346-4592

PCB CONGENER AMOUNT REPORT

NEA FILE NAME: AB09398.mol

CUSTOMER: GENERAL ELECTRIC COMPANY (QEA)
SAMPLE DESCRIPTION: STA11-BOT
COMMENT: 1999 CSPCB SPMD SAMPLES PROJECT GENHUD #150 COC:12/17/98
DATE ACQUIRED: 8-JAN-1999 11:41

TYPE FOR MIXED PEAK DECONVOLUTION= S

PEAK NO.	RETENTION TIME	MOLECULAR WT.	PEAK AREA	AMOUNT (Total ug)	Nanomoles
1	0.00	154.20	0.0	0.00000	0.00000
2	0.00	188.70	0.0	0.00000	0.00000
3	0.00	188.70	0.0	0.00000	0.00000
4	0.00	188.70	0.0	0.00000	0.00000
5	19.96	223.10	181.3	0.08151	0.36535
6	20.93	223.10	8.4	0.00052	0.00233
7	21.26	223.10	27.9	0.00363	0.01627
8	21.45	223.10	87.3	0.02228	0.09987
9	0.00	223.10	0.0	0.00000	0.00000
10	22.10	257.50	472.4	0.03913	0.15196
11	0.00	257.50	0.0	0.00000	0.00000
12	0.00	223.10	0.0	0.00000	0.00000
13	0.00	223.10	0.0	0.00000	0.00000
14	22.94	249.00	2747.7	0.23716	0.95245
15	23.02	257.50	2668.1	0.45917	1.78318
16	23.30	257.50	1241.3	0.05718	0.22206
17	23.56	257.50	3222.2	0.29490	1.14524
18	0.00	257.50	0.0	0.00000	0.00000
19	23.95	267.90	55.4	0.00849	0.03169
20	24.06	257.50	25.2	0.00114	0.00443
21	24.22	257.50	1031.3	0.06958	0.27021
22	24.29	257.50	615.6	0.02964	0.11511
23	24.47	257.50	2376.4	0.14495	0.56291
24	24.50	257.50	3823.6	0.18667	0.72493
25	24.84	259.50	1334.9	0.09000	0.34682
	24.99	258.70	684.5	0.04465	0.17259
27	25.19	292.00	833.9	0.05363	0.18366
28	0.00	257.50	0.0	0.00000	0.00000
29	25.42	292.00	449.5	0.03293	0.11277
30	0.00	257.50	0.0	0.00000	0.00000
31	25.67	292.00	4596.9	0.45997	1.57524
32	25.81	292.00	4982.5	0.24007	0.82216

000146

311659

33	25.90	292.00	2949.6	0.09880	0.33836
34	25.95	292.00	627.6	0.02806	0.09610
35	0.00	292.00	0.0	0.00000	0.00000
36	26.12	257.50	9.7	0.00194	0.00753
37	26.27	292.00	2963.8	0.17621	0.60346
38	26.37	272.40	1833.7	0.12857	0.47199
39	26.64	292.00	4328.0	0.18373	0.62921
[illegible]	0.00	292.00	0.0	0.00000	0.00000
41	26.78	326.40	109.9	0.02037	0.06241
42	26.85	292.00	1101.1	0.05606	0.19199
43	27.05	298.90	141.7	0.01756	0.05875
44	27.21	298.90	175.7	0.00569	0.01904
45	27.31	292.00	227.6	0.00776	0.02658
46	27.44	292.00	678.3	0.02022	0.06925
47	27.54	292.00	1343.2	0.05184	0.17753
48	27.68	293.50	3198.9	0.18217	0.62068
49	27.86	324.70	659.3	0.03187	0.09815
50	28.09	292.00	1552.0	0.05082	0.17404
51	28.27	326.40	1611.8	0.16398	0.50239
52	28.34	326.40	108.8	0.00533	0.01633
53	28.47	326.40	1596.7	0.08189	0.25089
54	28.62	326.40	1668.4	0.05228	0.16017
55	28.82	326.40	100.8	0.00172	0.00527
56	28.90	326.40	508.8	0.02282	0.06991
57	29.06	326.40	528.8	0.01795	0.05499
58	29.19	326.40	666.5	0.02573	0.07883
59	29.33	326.40	1538.8	0.04703	0.14409
60	29.39	360.90	137.9	0.00610	0.01690
61	29.49	315.80	2120.1	0.09559	0.30269
62	0.00	360.90	0.0	0.00000	0.00000
63	29.79	326.40	199.6	0.00664	0.02034
64	30.03	360.90	280.3	0.01284	0.03558
[illegible]	30.14	350.50	322.4	0.00856	0.02442
[illegible]	0.00	360.90	0.0	0.00000	0.00000
67	30.26	336.80	212.8	0.00922	0.02738
68	30.31	326.40	38.8	0.00303	0.00928
69	30.42	337.50	1086.7	0.04422	0.13102
70	0.00	360.90	0.0	0.00000	0.00000
71	30.77	347.80	95.5	0.00299	0.00860
72	30.95	336.80	10.5	0.00025	0.00074
73	31.19	360.90	169.8	0.00645	0.01787
74	31.31	347.80	435.1	0.01109	0.03189
75	31.44	360.90	524.0	0.01827	0.05062
76	0.00	360.90	0.0	0.00000	0.00000
77	31.91	360.90	154.2	0.00712	0.01973
78	0.00	395.30	0.0	0.00000	0.00000
79	32.16	360.90	19.6	0.00136	0.00377
80	32.25	360.90	214.6	0.00423	0.01172
81	0.00	395.30	0.0	0.00000	0.00000
82	32.49	360.90	765.3	0.02492	0.06905
83	32.64	360.90	47.2	0.00121	0.00335
84	32.83	360.90	19.2	0.00013	0.00036
85	33.19	395.30	57.9	0.00357	0.00903
86	0.00	360.90	0.0	0.00000	0.00000
87	0.00	395.30	0.0	0.00000	0.00000
88	33.54	395.30	90.8	0.00333	0.00842
89	33.65	360.90	103.3	0.00206	0.00571
90	33.81	395.30	23.6	0.00081	0.00205
91	0.00	360.90	0.0	0.00000	0.00000
[illegible]	0.00	394.30	0.0	0.00000	0.00000
[illegible]	34.68	394.30	70.7	0.00247	0.00626
94	34.90	394.30	70.9	0.00273	0.00692
95	35.19	382.20	20.0	0.00065	0.00170
96	35.41	429.80	11.4	0.00006	0.00014
97	0.00	360.90	0.0	0.00000	0.00000
98	0.00	395.30	0.0	0.00000	0.00000

99	0.00	429.80	0.0	0.00000	0.00000
100	0.00	395.30	0.0	0.00000	0.00000
101	0.00	429.80	0.0	0.00000	0.00000
102	36.57	395.30	92.0	0.00259	0.00655
103	0.00	395.30	0.0	0.00000	0.00000
104	0.00	395.30	0.0	0.00000	0.00000
105	0.00	429.80	0.0	0.00000	0.00000
106	0.00	395.30	0.0	0.00000	0.00000
107	0.00	395.30	0.0	0.00000	0.00000
108	0.00	429.80	0.0	0.00000	0.00000
109	0.00	429.80	0.0	0.00000	0.00000
110	0.00	429.80	0.0	0.00000	0.00000
111	0.00	395.30	0.0	0.00000	0.00000
112	0.00	429.80	0.0	0.00000	0.00000
113	0.00	464.20	0.0	0.00000	0.00000
114	0.00	464.20	0.0	0.00000	0.00000
115	0.00	429.80	0.0	0.00000	0.00000
116	0.00	429.80	0.0	0.00000	0.00000
117	0.00	464.20	0.0	0.00000	0.00000
118	0.00	498.60	0.0	0.00000	0.00000

CONCENTRATION = 4.320 Total ug

TOTAL MICROMOLES = 0.0154

AVERAGE MOLECULAR WEIGHT = 280.1

NUMBER OF CALIBRATED PEAKS FOUND= 74

INTERNAL STANDARD RETENTION TIME = 49.37 MINUTES

INTERNAL STANDARD PEAK AREA = 82611.6

000148

311661

NORTHEAST ANALYTICAL, INC.

301 NOTT STREET
SCHENECTADY, NY 12305
(518) 346-4592

CONGENER WEIGHT and MOLE REPORT

NEA FILE NAME: AB09398.mol

CUSTOMER: GENERAL ELECTRIC COMPANY (QEA)
SAMPLE DESCRIPTION: STA11-BOT
COMMENT: 1999 CSPCB SPMD SAMPLES PROJECT GENHUD #150 COC:12/17/98
DATE ACQUIRED: 8-JAN-1999 11:41

TYPE FOR MIXED PEAK DECONVOLUTION= S

PEAK#	RET. TIME	T-CL:O-CL	IUPAC#	RRT	CONGENERS	WEIGHT %	MOLE %	PEAK#
	0.00	0:0	000	.0997	BIPHENYL	0.000	0.000	1
2	0.00	1:1	001	.1544	2	0.000	0.000	2
3	0.00	1:0	002	.1937	3	0.000	0.000	3
4	0.00	1:0	003	.1975	4	0.000	0.000	4
5	19.96	2:2	004 010	.2245	22' ; 26	1.887	2.369	5
6	20.93	2:1	007 009	.2566	24 ; 25	0.012	0.015	6
7	21.26	2:1	006	.2709	23'	0.084	0.106	7
8	21.45	2:1	005 008	.2785	23 ; 24'	0.516	0.648	8
9	0.00	2:0	014	.2973	35	0.000	0.000	9
10	22.10	3:3	019	.3045	22'6	0.906	0.985	10
11	0.00	3:2	030	.3165	246	0.000	0.000	11
12	0.00	2:0	011	.3238	33'	0.000	0.000	12
13	0.00	2:0	012 013	.3297	34 ; 34'	0.000	0.000	13
14	22.94	3:2 2:0	018 015	.3387	22'5 ; 44'	5.490	6.176	14
15	23.02	3:2	017	.3398	22'4	10.629	11.563	15
16	23.30	3:2	024 027	.3508	236 ; 23'6	1.324	1.440	16
17	23.56	3:2	016 032	.3625	22'3 ; 24'6	6.826	7.426	17
18	0.00	3:1	023	.3770	235	0.000	0.000	18
19	23.95	3:1 4:4	034 054	.3800	2'35 ; 22'66'	0.197	0.206	19
20	24.06	3:1	029	.3820	245	0.026	0.029	20
21	24.22	3:1	026	.3911	23'5	1.611	1.752	21
22	24.29	3:1	025	.3937	23'4	0.686	0.746	22
23	24.47	3:1	031	.4024	24'5	3.355	3.650	23
24	24.50	3:1 4:3	028 050	.4031	244' ; 22'46	4.321	4.701	24
25	24.84	3:1 4:3	021 033	.4170	233' ; 234 ; 22'56'	2.083	2.249	25
26	24.99	3:1 4:3	022 051	.4267	234' ; 22'46'	1.034	1.119	26
	25.19	4:3	045	.4334	22'36	1.241	1.191	27
28	0.00	3:1	036	.4379	33'5	0.000	0.000	28
29	25.42	4:3	046	.4450	22'36'	0.762	0.731	29
30	0.00	3:1	039	.4488	34'5	0.000	0.000	30
31	25.67	4:2	052 073	.4554	22'55' ; 23'5'6	10.647	10.215	31

000129

311662

PEAK#	RET. TIME	T-CL:O-CL	IUPAC#	RRT	CONGENERS	WEIGHT %	MOLE %	PEAK#
32	25.81	4:2	049	.4610	22'45	5.557	5.331	32
33	25.90	4:2	047	.4639	22'44'	2.287	2.194	33
34	25.95	4:2	048 075	.4651	22'45 ; 244'6	0.650	0.623	34
35	0.00	4:2	065 062	.4865	2346 ; 2356	0.000	0.000	35
36	26.12	3:0	035	.4738	33'4	0.045	0.049	36
37	26.27	5:4 4:2	104 044	.4832	22'466' ; 22'35'	4.079	3.913	37
38	26.37	3:0 4:2	037 042	.4870	344' ; 22'34' ; 233'6	2.976	3.061	38
39	26.64	4:2	064 071	.4990	23'34 ; 234'6 ; 23'4'6 +	4.253	4.080	39
40	0.00	4:1	068	.5040	23'45' ?	0.000	0.000	40
41	26.78	5:4	096	.5057	22'366'	0.472	0.405	41
42	26.85	4:2	040	.5102	22'33'	1.298	1.245	42
43	27.05	5:3 4:1	103 057	.5155	22'45'6 ; 233'5	0.406	0.381	43
44	27.21	5:3 4:1	100 067	.5212	22'44'6 ; 23'4'5	0.132	0.123	44
45	27.31	4:1	058 063	.5267	233'5' ; 234'5	0.180	0.172	45
46	27.44	4:1 5:3	074 094	.5340	244'5 ; 22'356'	0.468	0.449	46
47	27.54	4:1	070 061	.5407	23'4'5 ; 2'345 ; 2345?	1.200	1.151	47
48	27.68	4:1 5:3	066 095	.5447	23'44' ; 22'356 ; 22'35'6	4.217	4.025	48
49	27.86	5:3 4:1	091 098	.5549	22'34'6 ; 22'3'46 ; 233'4	0.738	0.636	49
50	28.09	4:1	056 060	.5676	233'4' ; 2344'	1.176	1.129	50
51	28.27	6:4 5:3	155 084	.5666	22'44'66' ; 22'33'6; 22'355'	3.796	3.258	51
52	28.34	5:3	089	.5779	22'346'	0.123	0.106	52
53	28.47	5:2	101 090	.5814	22'34'5 ; 22'455'	1.896	1.627	53
54	28.62	5:2	099	.5880	22'44'5	1.210	1.039	54
55	28.82	6:4 5:2	150 112	.5969	22'34'66' ; 233'56 ; 23'44'6	0.040	0.034	55
56	28.90	5:2	083 109	.6029	22'33'5 ; 233'46	0.528	0.453	56
[illegible]	29.06	6:4 5:2	152 097	.6062	22'3566' ; 22'345 ; 22'3'45	0.416	0.357	57
58	29.19	5:2	087 111	.6175	22'345' ; 233'55' ; 2344'6	0.596	0.511	58
59	29.33	5:2	085 116	.6224	22'344' ; 23456?	1.089	0.934	59
60	29.39	6:4	136	.6257	22'33'66'	0.141	0.110	60
61	29.49	4:0 5:2	077 110	.6295	33'44' ; 233'4'6	2.213	1.963	61
62	0.00	6:3	154	.6349	22'44'56'	0.000	0.000	62
63	29.79	5:2	082	.6453	22'33'4	0.154	0.132	63
64	30.03	6:3	151	.6499	22'355'6	0.297	0.231	64
65	30.14	6:3 5:1	135 124	.6563	22'33'56' ; 2'344'5	0.198	0.158	65
66	0.00	6:3	144	.6584	22'345'6	0.000	0.000	66
67	30.26	5:1 6:3	107 108	.6628	233'4'5 ; 233'45' ; 22'34'56	0.213	0.178	67
68	30.31	5:1	123	.6658	2'344'5	0.070	0.060	68
69	30.42	6:3 5:1	149 118	.6672	22'34'5'6 ; 23'44'5 ; 233'45	1.024	0.850	69
70	0.00	6:3	139 140	.6707	22'344'6 ; 22'344'6'	0.000	0.000	70
71	30.77	6:3 5:1	134 143	.6796	22'33'56' ; 22'3456'; 2344'5	0.069	0.056	71
72	30.95	5:1 6:3	122 131	.6871	2'33'45; 22'33'46;22'33'55'+	0.006	0.005	72
73	31.19	6:2	146 161	.6955	22'34'55' ; 233'45'6	0.149	0.116	73
74	31.31	6:3 5:1	132 105	.7035	22'33'46' ; 233'44'	0.257	0.207	74
75	31.44	6:2	153	.7036	22'44'55'	0.423	0.328	75
76	0.00	6:2	168	.7068	23'44'5'6	0.000	0.000	76
77	31.91	6:2	141	.7203	22'3455'	0.165	0.128	77
78	0.00	7:4	179	.7205	22'33'566'	0.000	0.000	78
79	32.16	6:2	130	.7284	22'33'45'	0.031	0.024	79
80	32.25	6:2	137	.7329	22'344'5	0.098	0.076	80
81	0.00	7:4	176	.7305	22'33'466'	0.000	0.000	81
82	32.49	6:2	138 163	.7403	22'344'5' ; 233'4'56 ; +2	0.577	0.448	82
[illegible]	32.64	6:2	158	.7429	233'44'6	0.028	0.022	83
84	32.83	6:2	129	.7501	22'33'45	0.003	0.002	84
85	33.19	7:3	178	.7537	22'33'55'6	0.083	0.059	85
86	0.00	6:2	166	.7572	2344'56	0.000	0.000	86
87	0.00	7:3	175	.7611	22'33'45'6	0.000	0.000	87

PEAK#	RET. TIME	T-CL:O-CL	IUPAC#	RRT	CONGENERS	WEIGHT %	MOLE %	PEAK#
[illegible]	33.54	7:3	187 182	.7653	22'34'55'6 ; 22'344'56'	0.077	0.055	88
89	33.65	6:2	128	.7761	22'33'44'	0.048	0.037	89
90	33.81	7:3	183	.7720	22'344'5'6	0.019	0.013	90
91	0.00	6:1	167	.7814	23'44'55'	0.000	0.000	91
92	0.00	7:3	185	.7848	22'3455'6	0.000	0.000	92
93	34.68	7:3	174 181	.7965	22'33'456' ; 22'344'56	0.057	0.041	93
94	34.90	7:3	177	.8031	22'33'4'56	0.063	0.045	94
95	35.19	7:3 6:1	171 156	.8105	22'33'44'6 ; 233'44'5	0.015	0.011	95
96	35.41	8:4	202	.8089	22'33'55'66'	0.001	0.001	96
97	0.00	6:1	157	.8184	233'44'5'	0.000	0.000	97
98	0.00	7:3	173	.8152	22'33'456	0.000	0.000	98
99	0.00	8:4	200 204	.8197	22'33'45'66' ; 22'344'566'	0.000	0.000	99
100	0.00	7:2	172 192	.8278	22'33'455' ; 233'455'6	0.000	0.000	100
101	0.00	8:4	197	.8293	22'33'44'66'	0.000	0.000	101
102	36.57	7:2	180	.8362	22'344'55'	0.060	0.042	102
103	0.00	7:2	193	.8397	233'4'55'6	0.000	0.000	103
104	0.00	7:2	191	.8447	233'44'5'6	0.000	0.000	104
105	0.00	8:4	199	.8494	22'33'4566'	0.000	0.000	105
106	0.00	7:2	170	.8740	22'33'44'5	0.000	0.000	106
107	0.00	7:2	190	.8740	233'44'56	0.000	0.000	107
108	0.00	8:3	198	.8845	22'33'455'6	0.000	0.000	108
109	0.00	8:3	201	.8875	22'33'4'55'6	0.000	0.000	109
110	0.00	8:3	196 203	.8935	22'33'44'5'6 ; 22'344'55'6	0.000	0.000	110
111	0.00	7:1	189	.9142	233'44'55'	0.000	0.000	111
112	0.00	8:3	195	.9321	22'33'44'56	0.000	0.000	112
113	0.00	9:4	208	.9320	22'33'455'66'	0.000	0.000	113
114	0.00	9:4	207	.9423	22'33'44'566'	0.000	0.000	114
115	0.00	8:2	194	.9620	22'33'44'55'	0.000	0.000	115
116	0.00	8:2	205	.9678	233'44'55'6	0.000	0.000	116
117	0.00	9:3	206	1.010	22'33'44'55'6	0.000	0.000	117
118	0.00	10:4	209	1.050	22'33'44'55'66'	0.000	0.000	118

CONCENTRATION = 4.320 Total ug

TOTAL MICROMOLES = 0.0154

AVERAGE MOLECULAR WEIGHT = 280.1

NUMBER OF CALIBRATED PEAKS FOUND= 74

Sample: STA11-BOT Channel: detector 1 Filename: AB09388R
Acquired: 08-JAN-99 11:41 Method: J:\MAX99\GC9\OEA0107A Operator: REW
Dilution: 1 : 10.000 Amount: 1.000
Comments: NORTHEAST ANALYTICAL 301 NOTT STREET SCHENECTADY, NY 518-348-4592

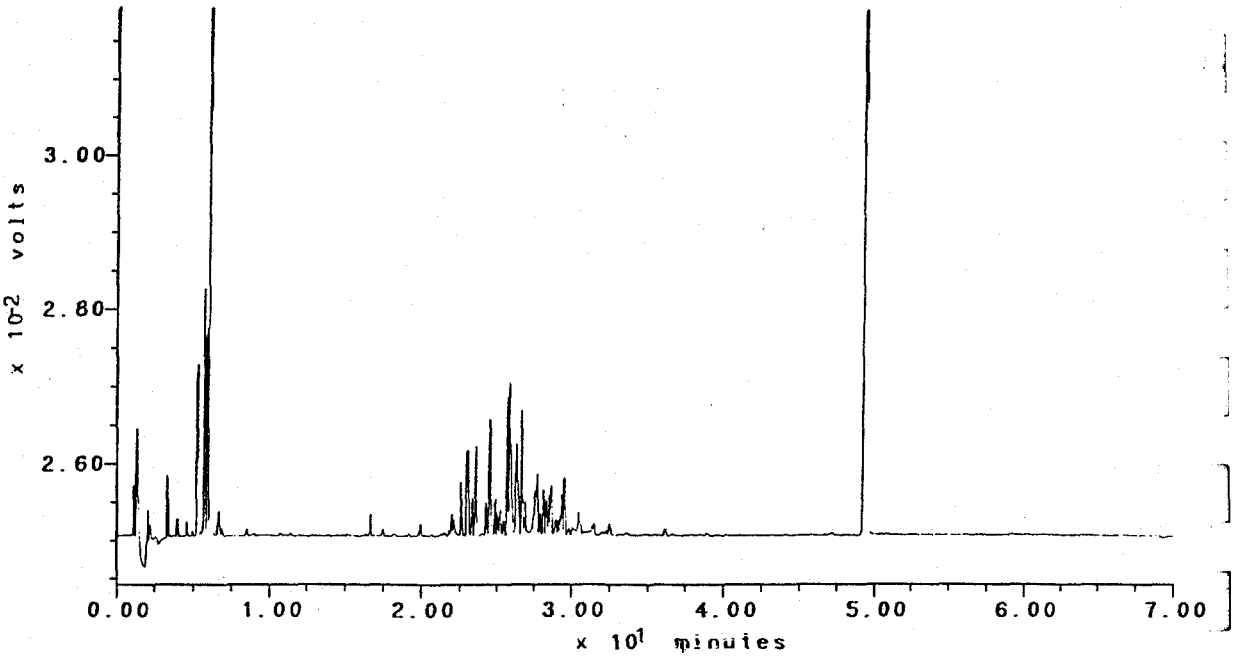

000152

311665

NORTHEAST ANALYTICAL, INC.

301 NOTT STREET
SCHENECTADY, NY 12305
(518) 346-4592

PCB SUMMARY REPORT

NEA FILE NAME: AB09399.hrs

CUSTOMER: GENERAL ELECTRIC COMPANY (QEA)
SAMPLE DESCRIPTION: STA13-SUR
COMMENT: 1999 CSPCB SPMD SAMPLES PROJECT GENHUD #150 COC:12/17/98
DATE ACQUIRED: 12-JAN-1999 18:29

Total PCBs in Sample= 3.60 Total ug

PCB Homolog Distribution

Homologs	Wt. %	Mole %
Mono	0.00	0.00
Di	2.20	2.63
Tri	35.48	39.09
Tetra	41.64	40.54
Penta	17.10	14.94
Hexa	3.01	2.40
Hepta	0.56	0.40
Octa	0.00	0.00
Nona	0.00	0.00
Deca	0.00	0.00

NOMINAL 'AROCLOR' Distribution

Aroclor	Indicator Peak (PK#/IUPAC#)	Amount Total ug	Percent SEDIMENT	Percent BIOTA
A1221	2/001	0.0000	0.0	0.0
A1242	23+24/31+28	0.2433	69.8	73.0
A1254SED	61/110	0.1005	28.8	
A1254BIO	***/###	0.0853		25.6
A1260	102/180	0.0049	1.4	1.5
A1268	115/194	0.0000	0.0	0.0

***/###:69+75+82/149+153+138

Ortho Cl / biphenyl Residue = 1.81

Meta + Para Cl / biphenyl Residue = 1.96

TOTAL Cl / biphenyl Residue = 3.77

000153

311666

NORTHEAST ANALYTICAL, INC.

301 NOTT STREET
SCHENECTADY, NY 12305
(518) 346-4592

PCB CONGENER AMOUNT REPORT

NEA FILE NAME: AB09399.mol

CUSTOMER: GENERAL ELECTRIC COMPANY (QEA)
SAMPLE DESCRIPTION: STA13-SUR
COMMENT: 1999 CSPCB SPMD SAMPLES PROJECT GENHUD #150 COC:12/17/98
DATE ACQUIRED: 12-JAN-1999 18:29

TYPE FOR MIXED PEAK DECONVOLUTION= S

PEAK NO.	RETENTION TIME	MOLECULAR WT.	PEAK AREA	AMOUNT (Total ug)	Nanomoles
1	0.00	154.20	0.0	0.00000	0.00000
2	0.00	188.70	0.0	0.00000	0.00000
3	0.00	188.70	0.0	0.00000	0.00000
4	0.00	188.70	0.0	0.00000	0.00000
5	19.97	223.10	33.3	0.01629	0.07302
6	20.93	223.10	17.8	0.00119	0.00533
7	21.26	223.10	22.5	0.00318	0.01425
8	21.45	223.10	46.8	0.01301	0.05831
9	0.00	223.10	0.0	0.00000	0.00000
10	22.10	257.50	351.5	0.03169	0.12307
11	0.00	257.50	0.0	0.00000	0.00000
12	0.00	223.10	0.0	0.00000	0.00000
13	0.00	223.10	0.0	0.00000	0.00000
14	22.95	249.00	1952.9	0.18348	0.73687
15	23.02	257.50	1726.9	0.32351	1.25635
16	23.30	257.50	1038.9	0.05209	0.20229
17	23.57	257.50	2340.3	0.23315	0.90544
18	0.00	257.50	0.0	0.00000	0.00000
19	23.96	267.90	42.4	0.00708	0.02643
20	24.07	257.50	25.5	0.00125	0.00485
21	24.22	257.50	619.9	0.04553	0.17682
22	24.29	257.50	440.0	0.02306	0.08955
23	24.46	257.50	1566.2	0.10399	0.40384
24	24.51	257.50	2622.0	0.13934	0.54113
25	24.84	259.50	969.8	0.07117	0.27426
	25.00	258.70	609.9	0.04331	0.16741
27	25.19	292.00	703.7	0.04926	0.16870
28	0.00	257.50	0.0	0.00000	0.00000
29	25.42	292.00	361.8	0.02885	0.09880
30	0.00	257.50	0.0	0.00000	0.00000
31	25.67	292.00	3561.8	0.38794	1.32856
32	25.81	292.00	3754.2	0.19689	0.67428

000154

311667

33	25.90	292.00	2076.5	0.07571	0.25928
34	25.95	292.00	475.7	0.02315	0.07928
35	0.00	292.00	0.0	0.00000	0.00000
36	26.13	257.50	12.9	0.00280	0.01087
37	26.27	292.00	2776.3	0.17967	0.61531
38	26.37	272.40	1575.6	0.12026	0.44148
39	26.64	292.00	3415.8	0.15784	0.54055
[illegible]	0.00	292.00	0.0	0.00000	0.00000
[illegible]	26.77	326.40	56.8	0.01145	0.03508
42	26.85	292.00	912.8	0.05059	0.17325
43	27.05	298.90	76.8	0.01036	0.03466
44	27.21	298.90	118.5	0.00418	0.01398
45	27.31	292.00	105.8	0.00393	0.01346
46	27.44	292.00	461.9	0.01499	0.05134
47	27.54	292.00	1027.4	0.04317	0.14784
48	27.68	293.50	2765.9	0.17145	0.58416
49	27.86	324.70	591.6	0.03112	0.09584
50	28.09	292.00	1411.2	0.05030	0.17226
51	28.27	326.40	1418.4	0.15708	0.48125
52	28.35	326.40	153.4	0.00818	0.02506
53	28.47	326.40	1477.9	0.08250	0.25276
54	28.62	326.40	1540.3	0.05254	0.16097
55	28.83	326.40	70.7	0.00131	0.00401
56	28.90	326.40	501.1	0.02447	0.07497
57	29.06	326.40	472.5	0.01746	0.05349
58	29.19	326.40	563.8	0.02369	0.07258
59	29.33	326.40	1456.8	0.04846	0.14847
60	29.39	360.90	106.3	0.00512	0.01419
61	29.50	315.80	2046.7	0.10045	0.31808
62	0.00	360.90	0.0	0.00000	0.00000
63	29.79	326.40	135.6	0.00491	0.01504
64	30.03	360.90	180.6	0.00901	0.02497
65	30.15	350.50	173.3	0.00501	0.01429
	0.00	360.90	0.0	0.00000	0.00000
67	30.26	336.80	111.0	0.00524	0.01556
68	30.31	326.40	27.2	0.00231	0.00708
69	30.42	337.50	988.2	0.04377	0.12969
70	0.00	360.90	0.0	0.00000	0.00000
71	30.76	347.80	86.0	0.00293	0.00842
72	30.96	336.80	21.2	0.00054	0.00160
73	31.19	360.90	129.8	0.00537	0.01488
74	31.31	347.80	388.8	0.01078	0.03099
75	31.44	360.90	477.7	0.01813	0.05024
76	0.00	360.90	0.0	0.00000	0.00000
77	31.91	360.90	156.3	0.00785	0.02175
78	0.00	395.30	0.0	0.00000	0.00000
79	32.15	360.90	27.8	0.00211	0.00585
80	32.26	360.90	210.9	0.00452	0.01252
81	0.00	395.30	0.0	0.00000	0.00000
82	32.49	360.90	659.4	0.02338	0.06478
83	32.66	360.90	40.4	0.00113	0.00313
84	32.84	360.90	29.9	0.00021	0.00058
85	33.14	395.30	24.5	0.00165	0.00417
86	0.00	360.90	0.0	0.00000	0.00000
87	0.00	395.30	0.0	0.00000	0.00000
88	33.54	395.30	130.5	0.00520	0.01315
89	33.66	360.90	124.3	0.00269	0.00745
90	33.82	395.30	22.4	0.00084	0.00212
91	34.06	360.90	20.2	0.00057	0.00158
	0.00	394.30	0.0	0.00000	0.00000
[illegible]	34.69	394.30	73.0	0.00277	0.00703
94	34.91	394.30	76.4	0.00320	0.00812
95	35.19	382.20	36.6	0.00129	0.00338
96	35.44	429.80	18.1	0.00010	0.00023
97	0.00	360.90	0.0	0.00000	0.00000
98	0.00	395.30	0.0	0.00000	0.00000

99	0.00	429.80	0.0	0.00000	0.00000
100	0.00	395.30	0.0	0.00000	0.00000
101	0.00	429.80	0.0	0.00000	0.00000
102	36.60	395.30	160.6	0.00492	0.01245
103	0.00	395.30	0.0	0.00000	0.00000
104	0.00	395.30	0.0	0.00000	0.00000
105	0.00	429.80	0.0	0.00000	0.00000
5	38.45	395.30	44.8	0.00086	0.00218
107	0.00	395.30	0.0	0.00000	0.00000
108	0.00	429.80	0.0	0.00000	0.00000
109	0.00	429.80	0.0	0.00000	0.00000
110	0.00	429.80	0.0	0.00000	0.00000
111	0.00	395.30	0.0	0.00000	0.00000
112	0.00	429.80	0.0	0.00000	0.00000
113	0.00	464.20	0.0	0.00000	0.00000
114	0.00	464.20	0.0	0.00000	0.00000
115	0.00	429.80	0.0	0.00000	0.00000
116	0.00	429.80	0.0	0.00000	0.00000
117	0.00	464.20	0.0	0.00000	0.00000
118	0.00	498.60	0.0	0.00000	0.00000

CONCENTRATION = 3.599 Total ug

TOTAL MICROMOLES = 0.0127

AVERAGE MOLECULAR WEIGHT = 283.7

NUMBER OF CALIBRATED PEAKS FOUND= 76

INTERNAL STANDARD RETENTION TIME = 49.39 MINUTES

INTERNAL STANDARD PEAK AREA = 75894.0

NORTHEAST ANALYTICAL, INC.

301 NOTT STREET
SCHENECTADY, NY 12305
(518) 346-4592

CONGENER WEIGHT and MOLE REPORT

NEA FILE NAME: AB09399.mol

CUSTOMER: GENERAL ELECTRIC COMPANY (QEA)
SAMPLE DESCRIPTION: STA13-SUR
COMMENT: 1999 CSPCB SPMD SAMPLES PROJECT GENHUD #150 COC:12/17/98
DATE ACQUIRED: 12-JAN-1999 18:29

TYPE FOR MIXED PEAK DECONVOLUTION= S

PEAK#	RET. TIME	T-CL:O-CL	IUPAC#	RRT	CONGENERS	WEIGHT %	MOLE %	PEAK#
	0.00	0:0	000	.0997	BIPHENYL	0.000	0.000	1
2	0.00	1:1	001	.1544	2	0.000	0.000	2
3	0.00	1:0	002	.1937	3	0.000	0.000	3
4	0.00	1:0	003	.1975	4	0.000	0.000	4
5	19.97	2:2	004 010	.2245	22' ; 26	0.453	0.576	5
6	20.93	2:1	007 009	.2566	24 ; 25	0.033	0.042	6
7	21.26	2:1	006	.2709	23'	0.088	0.112	7
8	21.45	2:1	005 008	.2785	23 ; 24'	0.362	0.460	8
9	0.00	2:0	014	.2973	35	0.000	0.000	9
10	22.10	3:3	019	.3045	22'6	0.881	0.970	10
11	0.00	3:2	030	.3165	246	0.000	0.000	11
12	0.00	2:0	011	.3238	33'	0.000	0.000	12
13	0.00	2:0	012 013	.3297	34 ; 34'	0.000	0.000	13
14	22.95	3:2 2:0	018 015	.3387	22'5 ; 44'	5.098	5.808	14
15	23.02	3:2	017	.3398	22'4	8.989	9.902	15
16	23.30	3:2	024 027	.3508	236 ; 23'6	1.447	1.594	16
17	23.57	3:2	016 032	.3625	22'3 ; 24'6	6.479	7.137	17
18	0.00	3:1	023	.3770	235	0.000	0.000	18
19	23.96	3:1 4:4	034 054	.3800	2'35 ; 22'66'	0.197	0.208	19
20	24.07	3:1	029	.3820	245	0.035	0.038	20
21	24.22	3:1	026	.3911	23'5	1.265	1.394	21
22	24.29	3:1	025	.3937	23'4	0.641	0.706	22
23	24.46	3:1	031	.4024	24'5	2.890	3.183	23
24	24.51	3:1 4:3	028 050	.4031	244' ; 22'46	3.872	4.265	24
25	24.84	3:1 4:3	021 033	.4170	233' ; 234 ; 22'56'	1.978	2.162	25
26	25.00	3:1 4:3	022 051	.4267	234' ; 22'46'	1.203	1.320	26
	25.19	4:3	045	.4334	22'36	1.369	1.330	27
[illegible]	0.00	3:1	036	.4379	33'5	0.000	0.000	28
29	25.42	4:3	046	.4450	22'36'	0.802	0.779	29
30	0.00	3:1	039	.4488	34'5	0.000	0.000	30
31	25.67	4:2	052 073	.4554	22'55' ; 23'5'6	10.780	10.472	31

PEAK#	RET. TIME	T-CL:O-CL	IUPAC#	RRT	CONGENERS	WEIGHT %	MOLE %	PEAK#
32	25.81	4:2	049	.4610	22'45	5.471	5.315	32
33	25.90	4:2	047	.4639	22'44'	2.104	2.044	33
34	25.95	4:2	048 075	.4651	22'45 ; 244'6	0.643	0.625	34
35	0.00	4:2	065 062	.4865	2346 ; 2356	0.000	0.000	35
36	26.13	3:0	035	.4738	33'4	0.078	0.086	36
37	26.27	5:4 4:2	104 044	.4832	22'466' ; 22'35'	4.993	4.850	37
38	26.37	3:0 4:2	037 042	.4870	344' ; 22'34' ; 233'6	3.342	3.480	38
39	26.64	4:2	064 071	.4990	23'34 ; 234'6 ; 23'4'6 +	4.386	4.261	39
40	0.00	4:1	068	.5040	23'45' ?	0.000	0.000	40
41	26.77	5:4	096	.5057	22'366'	0.318	0.276	41
42	26.85	4:2	040	.5102	22'33'	1.406	1.366	42
43	27.05	5:3 4:1	103 057	.5155	22'45'6 ; 233'5	0.288	0.273	43
44	27.21	5:3 4:1	100 067	.5212	22'44'6 ; 23'4'5	0.116	0.110	44
45	27.31	4:1	058 063	.5267	233'5' ; 234'5	0.109	0.106	45
46	27.44	4:1 5:3	074 094	.5340	244'5 ; 22'356'	0.417	0.405	46
47	27.54	4:1	070 061	.5407	23'4'5 ; 2'345 ; 2345?	1.200	1.165	47
48	27.68	4:1 5:3	066 095	.5447	23'44' ; 22'356 ; 22'35'6	4.764	4.604	48
49	27.86	5:3 4:1	091 098	.5549	22'34'6 ; 22'3'46 ; 233'4	0.865	0.755	49
50	28.09	4:1	056 060	.5676	233'4' ; 2344'	1.398	1.358	50
51	28.27	6:4 5:3	155 084	.5666	22'44'66' ; 22'33'6; 22'355'	4.365	3.793	51
52	28.35	5:3	089	.5779	22'346'	0.227	0.198	52
53	28.47	5:2	101 090	.5814	22'34'5 ; 22'455'	2.292	1.992	53
54	28.62	5:2	099	.5880	22'44'5	1.460	1.269	54
55	28.83	6:4 5:2	150 112	.5969	22'34'66' ; 233'56 ; 23'44'6	0.036	0.032	55
56	28.90	5:2	083 109	.6029	22'33'5 ; 233'46	0.680	0.591	56
	29.06	6:4 5:2	152 097	.6062	22'3566' ; 22'345 ; 22'3'45	0.485	0.422	57
58	29.19	5:2	087 111	.6175	22'345' ; 233'55' ; 2344'6	0.658	0.572	58
59	29.33	5:2	085 116	.6224	22'344' ; 23456?	1.347	1.170	59
60	29.39	6:4	136	.6257	22'33'66'	0.142	0.112	60
61	29.50	4:0 5:2	077 110	.6295	33'44' ; 233'4'6	2.791	2.507	61
62	0.00	6:3	154	.6349	22'44'56'	0.000	0.000	62
63	29.79	5:2	082	.6453	22'33'4	0.136	0.119	63
64	30.03	6:3	151	.6499	22'355'6	0.250	0.197	64
65	30.15	6:3 5:1	135 124	.6563	22'33'56' ; 2'344'5	0.139	0.113	65
66	0.00	6:3	144	.6584	22'345'6	0.000	0.000	66
67	30.26	5:1 6:3	107 108	.6628	233'4'5 ; 233'45' ; 22'34'56	0.146	0.123	67
68	30.31	5:1	123	.6658	2'344'5	0.064	0.056	68
69	30.42	6:3 5:1	149 118	.6672	22'34'5'6 ; 23'44'5 ; 233'45	1.216	1.022	69
70	0.00	6:3	139 140	.6707	22'344'6 ; 22'344'6'	0.000	0.000	70
71	30.76	6:3 5:1	134 143	.6796	22'33'56' ; 22'3456'; 2344'5	0.081	0.066	71
72	30.96	5:1 6:3	122 131	.6871	2'33'45; 22'33'46;22'33'55'+	0.015	0.013	72
73	31.19	6:2	146 161	.6955	22'34'55' ; 233'45'6	0.149	0.117	73
74	31.31	6:3 5:1	132 105	.7035	22'33'46' ; 233'44'	0.300	0.244	74
75	31.44	6:2	153	.7036	22'44'55'	0.504	0.396	75
76	0.00	6:2	168	.7068	23'44'5'6	0.000	0.000	76
77	31.91	6:2	141	.7203	22'3455'	0.218	0.171	77
78	0.00	7:4	179	.7205	22'33'566'	0.000	0.000	78
79	32.15	6:2	130	.7284	22'33'45'	0.059	0.046	79
80	32.26	6:2	137	.7329	22'344'5	0.126	0.099	80
81	0.00	7:4	176	.7305	22'33'466'	0.000	0.000	81
82	32.49	6:2	138 163	.7403	22'344'5' ; 233'4'56 ; +2	0.650	0.511	82
	32.66	6:2	158	.7429	233'44'6	0.031	0.025	83
84	32.84	6:2	129	.7501	22'33'45	0.006	0.005	84
85	33.14	7:3	178	.7537	22'33'55'6	0.046	0.033	85
86	0.00	6:2	166	.7572	2344'56	0.000	0.000	86
87	0.00	7:3	175	.7611	22'33'45'6	0.000	0.000	87

000158

311671

PEAK#	RET. TIME	T-CL:O-CL	IUPAC#	RRT	CONGENERS	WEIGHT %	MOLE %	PEAK#
[illegible]	33.54	7:3	187 182	.7653	22'34'55'6 ; 22'344'56'	0.144	0.104	88
89	33.66	6:2	128	.7761	22'33'44'	0.075	0.059	89
90	33.82	7:3	183	.7720	22'344'5'6	0.023	0.017	90
91	34.06	6:1	167	.7814	23'44'55'	0.016	0.012	91
92	0.00	7:3	185	.7848	22'3455'6	0.000	0.000	92
93	34.69	7:3	174 181	.7965	22'33'456' ; 22'344'56	0.077	0.055	93
94	34.91	7:3	177	.8031	22'33'4'56	0.089	0.064	94
95	35.19	7:3 6:1	171 156	.8105	22'33'44'6 ; 233'44'5	0.036	0.027	95
96	35.44	8:4	202	.8089	22'33'55'66'	0.003	0.002	96
97	0.00	6:1	157	.8184	233'44'5'	0.000	0.000	97
98	0.00	7:3	173	.8152	22'33'456	0.000	0.000	98
99	0.00	8:4	200 204	.8197	22'33'45'66' ; 22'344'566'	0.000	0.000	99
100	0.00	7:2	172 192	.8278	22'33'455' · 233'455'6	0.000	0.000	100
101	0.00	8:4	197	.8293	22'33'44'66'	0.000	0.000	101
102	36.60	7:2	180	.8362	22'344'55'	0.137	0.098	102
103	0.00	7:2	193	.8397	233'4'55'6	0.000	0.000	103
104	0.00	7:2	191	.8447	233'44'5'6	0.000	0.000	104
105	0.00	8:4	199	.8494	22'33'4566'	0.000	0.000	105
106	38.45	7:2	170	.8740	22'33'44'5	0.024	0.017	106
107	0.00	7:2	190	.8740	233'44'56	0.000	0.000	107
108	0.00	8:3	198	.8845	22'33'455'6	0.000	0.000	108
109	0.00	8:3	201	.8875	22'33'4'55'6	0.000	0.000	109
110	0.00	8:3	196 203	.8935	22'33'44'5'6 ; 22'344'55'6	0.000	0.000	110
111	0.00	7:1	189	.9142	233'44'5[illegible]	0.000	0.000	111
[illegible]2	0.00	8:3	195	.9321	22'33'44'56	0.000	0.000	112
[illegible]3	0.00	9:4	208	.9320	22'33'455'66'	0.000	0.000	113
114	0.00	9:4	207	.9423	22'33'44'566'	0.000	0.000	114
115	0.00	8:2	194	.9620	22'33'44'55'	0.000	0.000	115
116	0.00	8:2	205	.9678	233'44'55'6	0.000	0.000	116
117	0.00	9:3	206	1.010	22'33'44'55'6	0.000	0.000	117
118	0.00	10:4	209	1.050	22'33'44'55'66'	0.000	0.000	118

CONCENTRATION = 3.599 Total ug

TOTAL MICROMOLES = 0.0127

AVERAGE MOLECULAR WEIGHT = 283.7

NUMBER OF CALIBRATED PEAKS FOUND= 76

Sample: STA13-SUR Channel: detector 1 Filename: A89399RE
Acquired: 12-JAN-99 18:29 Method: J:\MAX99\GC9\QEA0112A Operator: REW
Dilution: 1 : 10.000 Amount: 1.000
Comments: NORTHEAST ANALYTICAL 301 NOTT STREET SCHENECTADY, NY 518-346-4592

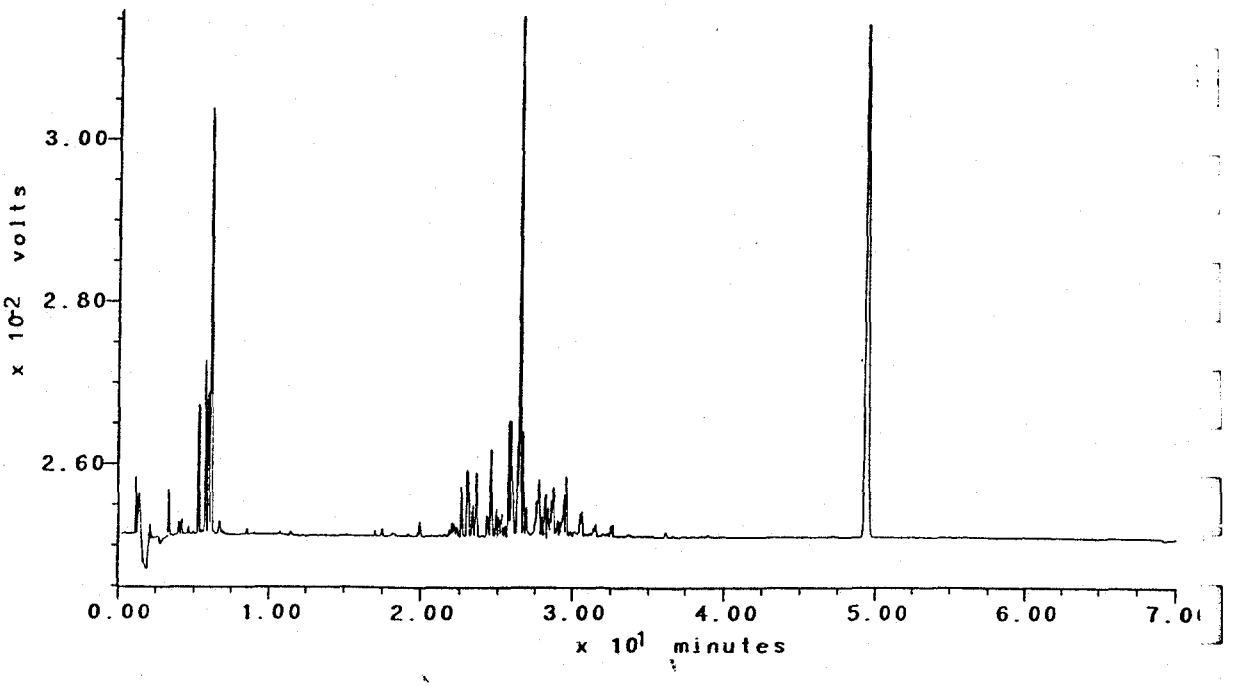

000160

311673

NORTHEAST ANALYTICAL, INC.

301 NOTT STREET
SCHENECTADY, NY 12305
(518) 346-4592

PCB SUMMARY REPORT

NEA FILE NAME: AB09400.hrs

CUSTOMER: GENERAL ELECTRIC COMPANY (QEA)
SAMPLE DESCRIPTION: STA13-BOT
COMMENT: 1999 CSPCB SPMD SAMPLES PROJECT GENHUD #150 COC:12/17/98
DATE ACQUIRED: 8-JAN-1999 14:25

Total PCBs in Sample= 3.39 Total ug

PCB Homolog Distribution

Homologs	Wt. %	Mole %
Mono	0.00	0.00
Di	2.90	3.51
Tri	35.33	38.83
Tetra	41.18	40.02
Penta	16.99	14.81
Hexa	3.07	2.44
Hepta	0.54	0.39
Octa	0.00	0.00
Nona	0.00	0.00
Deca	0.00	0.00

NOMINAL 'AROCLOR' Distribution

Aroclor	Indicator Peak (PK#/IUPAC#)	Amount Total ug	Percent SEDIMENT	Percent BIOTA
A1221	2/001	0.0000	0.0	0.0
A1242	23+24/31+28	0.2258	69.7	72.1
A1254SED	61/110	0.0933	28.8	
A1254BIO	***/###	0.0823		26.3
A1260	102/180	0.0050	1.5	1.6
A1268	115/194	0.0000	0.0	0.0

***/###:69+75+82/149+153+138

'tho Cl / biphenyl Residue = 1.81

Meta + Para Cl / biphenyl Residue = 1.94

TOTAL Cl / biphenyl Residue = 3.75

000162

311674

NORTHEAST ANALYTICAL, INC.

301 NOTT STREET
SCHENECTADY, NY 12305
(518) 346-4592

PCB CONGENER AMOUNT REPORT

NEA FILE NAME: AB09400.mol

CUSTOMER: GENERAL ELECTRIC COMPANY (QEA)
SAMPLE DESCRIPTION: STA13-BOT
COMMENT: 1999 CSPCB SPMD SAMPLES PROJECT GENHUD #150 COC:12/17/98
DATE ACQUIRED: 8-JAN-1999 14:25

TYPE FOR MIXED PEAK DECONVOLUTION= S

PEAK NO.	RETENTION TIME	MOLECULAR WT.	PEAK AREA	AMOUNT (Total ug)	Nanomoles
1	0.00	154.20	0.0	0.00000	0.00000
2	0.00	188.70	0.0	0.00000	0.00000
3	0.00	188.70	0.0	0.00000	0.00000
4	0.00	188.70	0.0	0.00000	0.00000
5	19.97	223.10	75.0	0.03366	0.15087
6	20.92	223.10	16.5	0.00101	0.00453
7	21.26	223.10	30.7	0.00399	0.01788
8	21.45	223.10	67.0	0.01707	0.07651
9	0.00	223.10	0.0	0.00000	0.00000
10	22.10	257.50	389.2	0.03218	0.12497
11	0.00	257.50	0.0	0.00000	0.00000
12	0.00	223.10	0.0	0.00000	0.00000
13	0.00	223.10	0.0	0.00000	0.00000
14	22.94	249.00	1991.7	0.17158	0.68908
15	23.02	257.50	1785.9	0.30675	1.19126
16	23.30	257.50	1032.4	0.04746	0.18431
17	23.56	257.50	2329.3	0.21277	0.82629
18	0.00	257.50	0.0	0.00000	0.00000
19	23.95	267.90	46.6	0.00713	0.02661
20	24.07	257.50	15.5	0.00070	0.00272
21	24.22	257.50	646.2	0.04351	0.16897
22	24.29	257.50	409.1	0.01965	0.07631
23	24.46	257.50	1485.6	0.09044	0.35122
24	24.50	257.50	2777.8	0.13534	0.52559
25	24.83	259.50	1048.7	0.07057	0.27195
	24.99	258.70	616.4	0.04013	0.15512
27	25.19	292.00	743.6	0.04773	0.16346
28	0.00	257.50	0.0	0.00000	0.00000
29	25.42	292.00	359.0	0.02624	0.08986
30	0.00	257.50	0.0	0.00000	0.00000
31	25.67	292.00	3618.0	0.36130	1.23733
32	25.81	292.00	3497.0	0.16816	0.57589

000162

311675

33	25.90	292.00	2071.8	0.06926	0.23719
34	25.94	292.00	492.4	0.02197	0.07524
35	0.00	292.00	0.0	0.00000	0.00000
36	26.12	257.50	13.1	0.00260	0.01010
37	26.26	292.00	2858.7	0.16962	0.58089
38	26.37	272.40	1706.3	0.11940	0.43833
39	26.64	292.00	3463.7	0.14675	0.50257
[illegible]	0.00	292.00	0.0	0.00000	0.00000
[illegible]	26.77	326.40	82.0	0.01517	0.04648
42	26.85	292.00	957.4	0.04865	0.16661
43	27.05	298.90	99.5	0.01230	0.04115
44	27.21	298.90	147.8	0.00478	0.01599
45	27.30	292.00	128.9	0.00439	0.01503
46	27.44	292.00	525.7	0.01564	0.05356
47	27.54	292.00	1098.2	0.04230	0.14486
48	27.67	293.50	2922.3	0.16609	0.56589
49	27.86	324.70	627.3	0.03026	0.09319
50	28.08	292.00	1306.2	0.04269	0.14620
51	28.27	326.40	1393.4	0.14149	0.43349
52	28.35	326.40	105.1	0.00514	0.01575
53	28.47	326.40	1553.5	0.07951	0.24360
54	28.62	326.40	1613.2	0.05045	0.15456
55	28.83	326.40	79.0	0.00134	0.00411
56	28.90	326.40	516.4	0.02312	0.07083
57	29.05	326.40	504.3	0.01709	0.05236
58	29.18	326.40	602.5	0.02321	0.07111
59	29.33	326.40	1467.2	0.04475	0.13710
60	29.39	360.90	130.8	0.00578	0.01602
61	29.49	315.80	2074.1	0.09333	0.29554
62	0.00	360.90	0.0	0.00000	0.00000
63	29.79	326.40	167.1	0.00555	0.01700
64	30.03	360.90	210.8	0.00964	0.02671
65	30.14	350.50	125.2	0.00332	0.00947
[illegible]	0.00	360.90	0.0	0.00000	0.00000
67	30.26	336.80	67.7	0.00293	0.00870
68	30.31	326.40	9.3	0.00073	0.00224
69	30.41	337.50	997.6	0.04051	0.12003
70	0.00	360.90	0.0	0.00000	0.00000
71	30.75	347.80	88.4	0.00276	0.00794
72	30.96	336.80	20.9	0.00049	0.00145
73	31.19	360.90	149.0	0.00565	0.01566
74	31.31	347.80	406.0	0.01032	0.02967
75	31.44	360.90	534.0	0.01858	0.05148
76	0.00	360.90	0.0	0.00000	0.00000
77	31.91	360.90	128.0	0.00590	0.01635
78	0.00	395.30	0.0	0.00000	0.00000
79	32.16	360.90	32.0	0.00222	0.00615
80	32.25	360.90	212.5	0.00418	0.01158
81	0.00	395.30	0.0	0.00000	0.00000
82	32.49	360.90	714.3	0.02322	0.06434
83	32.65	360.90	54.8	0.00141	0.00391
84	32.83	360.90	35.4	0.00023	0.00064
85	33.13	395.30	23.6	0.00145	0.00367
86	0.00	360.90	0.0	0.00000	0.00000
87	0.00	395.30	0.0	0.00000	0.00000
88	33.54	395.30	128.0	0.00468	0.01184
89	33.65	360.90	108.2	0.00215	0.00596
90	33.81	395.30	18.1	0.00062	0.00157
91	34.03	360.90	9.1	0.00023	0.00064
[illegible]	0.00	394.30	0.0	0.00000	0.00000
[illegible]3	34.68	394.30	49.2	0.00171	0.00434
[illegible]	34.90	394.30	103.8	0.00398	0.01009
95	35.19	382.20	47.6	0.00154	0.00403
96	35.42	429.80	8.1	0.00004	0.00009
97	0.00	360.90	0.0	0.00000	0.00000
98	0.00	395.30	0.0	0.00000	0.00000

-000163

311676

[illegible]	[illegible]	[illegible]	[illegible]	[illegible]	0.00000
100	0.00	395.30	0.0	0.00000	0.00000
101	0.00	429.80	0.0	0.00000	0.00000
102	36.58	395.30	177.2	0.00498	0.01260
103	0.00	395.30	0.0	0.00000	0.00000
104	0.00	395.30	0.0	0.00000	0.00000
105	0.00	429.80	0.0	0.00000	0.00000
6	0.00	395.30	0.0	0.00000	0.00000
107	0.00	395.30	0.0	0.00000	0.00000
108	0.00	429.80	0.0	0.00000	0.00000
109	0.00	429.80	0.0	0.00000	0.00000
110	0.00	429.80	0.0	0.00000	0.00000
111	0.00	395.30	0.0	0.00000	0.00000
112	0.00	429.80	0.0	0.00000	0.00000
113	0.00	464.20	0.0	0.00000	0.00000
114	0.00	464.20	0.0	0.00000	0.00000
115	0.00	429.80	0.0	0.00000	0.00000
116	0.00	429.80	0.0	0.00000	0.00000
117	0.00	464.20	0.0	0.00000	0.00000
118	0.00	498.60	0.0	0.00000	0.00000

CONCENTRATION = 3.393 Total ug

TOTAL MICROMOLES = 0.0120

AVERAGE MOLECULAR WEIGHT = 283.1

NUMBER OF CALIBRATED PEAKS FOUND= 75

INTERNAL STANDARD RETENTION TIME = 49.37 MINUTES

INTERNAL STANDARD PEAK AREA = 82775.4

NORTHEAST ANALYTICAL, INC.

301 NOTT STREET
SCHENECTADY, NY 12305
(518) 346-4592

CONGENER WEIGHT and MOLE REPORT

NEA FILE NAME: AB09400.mol

CUSTOMER: GENERAL ELECTRIC COMPANY (QEA)
SAMPLE DESCRIPTION: STA13-BOT
COMMENT: 1999 CSPCB SPMD SAMPLES PROJECT GENHUD #150 COC:12/17/98
DATE ACQUIRED: 8-JAN-1999 14:25

TYPE FOR MIXED PEAK DECONVOLUTION= S

PEAK#	RET. TIME	T-CL:O-CL	IUPAC#	RRT	CONGENERS	WEIGHT %	MOLE %	PEAK#
	0.00	0:0	000	.0997	BIPHENYL	0.000	0.000	1
2	0.00	1:1	001	.1544	2	0.000	0.000	2
3	0.00	1:0	002	.1937	3	0.000	0.000	3
4	0.00	1:0	003	.1975	4	0.000	0.000	4
5	19.97	2:2	004 010	.2245	22' ; 26	0.992	1.259	5
6	20.92	2:1	007 009	.2566	24 ; 25	0.030	0.038	6
7	21.26	2:1	006	.2709	23'	0.118	0.149	7
8	21.45	2:1	005 008	.2785	23 ; 24'	0.503	0.638	8
9	0.00	2:0	014	.2973	35	0.000	0.000	9
10	22.10	3:3	019	.3045	22'6	0.948	1.043	10
11	0.00	3:2	030	.3165	246	0.000	0.000	11
12	0.00	2:0	011	.3238	33'	0.000	0.000	12
13	0.00	2:0	012 013	.3297	34 ; 34'	0.000	0.000	13
14	22.94	3:2 2:0	018 015	.3387	22'5 ; 44'	5.056	5.749	14
15	23.02	3:2	017	.3398	22'4	9.039	9.938	15
16	23.30	3:2	024 027	.3508	236 ; 23'6	1.399	1.538	16
17	23.56	3:2	016 032	.3625	22'3 ; 24'6	6.270	6.893	17
18	0.00	3:1	023	.3770	235	0.000	0.000	18
19	23.95	3:1 4:4	034 054	.3800	2'35 ; 22'66'	0.210	0.222	19
20	24.07	3:1	029	.3820	245	0.021	0.023	20
21	24.22	3:1	026	.3911	23'5	1.282	1.410	21
22	24.29	3:1	025	.3937	23'4	0.579	0.637	22
23	24.46	3:1	031	.4024	24'5	2.665	2.930	23
24	24.50	3:1 4:3	028 050	.4031	244' ; 22'46	3.988	4.385	24
25	24.83	3:1 4:3	021 033	.4170	233' ; 234 ; 22'56'	2.080	2.269	25
26	24.99	3:1 4:3	022 051	.4267	234' ; 22'46'	1.183	1.294	26
	25.19	4:3	045	.4334	22'36	1.407	1.364	27
28	0.00	3:1	036	.4379	33'5	0.000	0.000	28
29	25.42	4:3	046	.4450	22'36'	0.773	0.750	29
30	0.00	3:1	039	.4488	34'5	0.000	0.000	30
31	25.67	4:2	052 073	.4554	22'55' ; 23'5'6	10.647	10.323	31

PEAK#	RET. TIME	T-CL:O-CL	IUPAC#	RRT	CONGENERS	WEIGHT %	MOLE %	PEAK#
[illegible]	25.81	4:2	049	.4610	22'45	4.955	4.804	32
33	25.90	4:2	047	.4639	22'44'	2.041	1.979	33
34	25.94	4:2	048 075	.4651	22'45 ; 244'6	0.647	0.628	34
35	0.00	4:2	065 062	.4865	2346 ; 2356	0.000	0.000	35
36	26.12	3:0	035	.4738	33'4	0.077	0.084	36
37	26.26	5:4 4:2	104 044	.4832	22'466' ; 22'35'	4.998	4.846	37
38	26.37	3:0 4:2	037 042	.4870	344' ; 22'34' ; 233'6	3.519	3.657	38
39	26.64	4:2	064 071	.4990	23'34 ; 234'6 ; 23'4'6 +	4.324	4.193	39
40	0.00	4:1	068	.5040	23'45' ?	0.000	0.000	40
41	26.77	5:4	096	.5057	22'366'	0.447	0.388	41
42	26.85	4:2	040	.5102	22'33'	1.434	1.390	42
43	27.05	5:3 4:1	103 057	.5155	22'45'6 ; 233'5	0.362	0.343	43
44	27.21	5:3 4:1	100 067	.5212	22'44'6 ; 23'4'5	0.141	0.133	44
45	27.30	4:1	058 063	.5267	233'5' ; 234'5	0.129	0.125	45
46	27.44	4:1 5:3	074 094	.5340	244'5 ; 22'356'	0.461	0.447	46
47	27.54	4:1	070 061	.5407	23'4'5 ; 2'345 ; 2345?	1.247	1.209	47
48	27.67	4:1 5:3	066 095	.5447	23'44' ; 22'356 ; 22'35'6	4.894	4.721	48
49	27.86	5:3 4:1	091 098	.5549	22'34'6 ; 22'3'46 ; 233'4	0.892	0.777	49
50	28.08	4:1	056 060	.5676	233'4' ; 2344'	1.258	1.220	50
51	28.27	6:4 5:3	155 084	.5666	22'44'66' ; 22'33'6; 22'355'	4.169	3.616	51
52	28.35	5:3	089	.5779	22'346'	0.151	0.131	52
53	28.47	5:2	101 090	.5814	22'34'5 ; 22'455'	2.343	2.032	53
54	28.62	5:2	099	.5880	22'44'5	1.487	1.289	54
55	28.83	6:4 5:2	150 112	.5969	22'34'66' ; 233'56 ; 23'44'6	0.039	0.034	55
56	28.90	5:2	083 109	.6029	22'33'5 ; 233'46	0.681	0.591	56
[illegible]	29.05	6:4 5:2	152 097	.6062	22'3566' ; 22'345 ; 22'3'45	0.504	0.437	57
58	29.18	5:2	087 111	.6175	22'345' ; 233'55' ; 2344'6	0.684	0.593	58
59	29.33	5:2	085 116	.6224	22'344' ; 23456?	1.319	1.144	59
60	29.39	6:4	136	.6257	22'33'66'	0.170	0.134	60
61	29.49	4:0 5:2	077 110	.6295	33'44' ; 233'4'6	2.750	2.466	61
62	0.00	6:3	154	.6349	22'44'56'	0.000	0.000	62
63	29.79	5:2	082	.6453	22'33'4	0.164	0.142	63
64	30.03	6:3	151	.6499	22'355'6	0.284	0.223	64
65	30.14	6:3 5:1	135 124	.6563	22'33'56' ; 2'344'5	0.098	0.079	65
66	0.00	6:3	144	.6584	22'345'6	0.000	0.000	66
67	30.26	5:1 6:3	107 108	.6628	233'4'5 ; 233'45' ; 22'34'56	0.086	0.073	67
68	30.31	5:1	123	.6658	2'344'5	0.022	0.019	68
69	30.41	6:3 5:1	149 118	.6672	22'34'5'6 ; 23'44'5 ; 233'45	1.194	1.001	69
70	0.00	6:3	139 140	.6707	22'344'6 ; 22'344'6'	0.000	0.000	70
71	30.75	6:3 5:1	134 143	.6796	22'33'56' ; 22'3456'; 2344'5	0.081	0.066	71
72	30.96	5:1 6:3	122 131	.6871	2'33'45; 22'33'46;22'33'55'+	0.014	0.012	72
73	31.19	6:2	146 161	.6955	22'34'55' ; 233'45'6	0.166	0.131	73
74	31.31	6:3 5:1	132 105	.7035	22'33'46' ; 233'44'	0.304	0.248	74
75	31.44	6:2	153	.7036	22'44'55'	0.548	0.429	75
76	0.00	6:2	168	.7068	23'44'5'6	0.000	0.000	76
77	31.91	6:2	141	.7203	22'3455'	0.174	0.136	77
78	0.00	7:4	179	.7205	22'33'566'	0.000	0.000	78
79	32.16	6:2	130	.7284	22'33'45'	0.065	0.051	79
80	32.25	6:2	137	.7329	22'344'5	0.123	0.097	80
81	0.00	7:4	176	.7305	22'33'466'	0.000	0.000	81
82	32.49	6:2	138 163	.7403	22'344'5' ; 233'4'56 ; +2	0.684	0.537	82
	32.65	6:2	158	.7429	233'44'6	0.042	0.033	83
84	32.83	6:2	129	.7501	22'33'45	0.007	0.005	84
85	33.13	7:3	178	.7537	22'33'55'6	0.043	0.031	85
86	0.00	6:2	166	.7572	2344'56	0.000	0.000	86
87	0.00	7:3	175	.7611	22'33'45'6	0.000	0.000	87

PEAK#	RET. TIME	T-CL:O-CL	IUPAC#	RRT	CONGENERS	WEIGHT %	MOLE %	PEAK#
[illegible]	33.54	7:3	187 182	.7653	22'34'55'6 ; 22'344'56'	0.138	0.099	88
89	33.65	6:2	128	.7761	22'33'44'	0.063	0.050	89
90	33.81	7:3	183	.7720	22'344'5'6	0.018	0.013	90
91	34.03	6:1	167	.7814	23'44'55'	0.007	0.005	91
92	0.00	7:3	185	.7848	22'3455'6	0.000	0.000	92
93	34.68	7:3	174 181	.7965	22'33'456' : 22'344'56	0.050	0.036	93
94	34.90	7:3	177	.8031	22'33'4'56	0.117	0.084	94
95	35.19	7:3 6:1	171 156	.8105	22'33'44'6 ; 233'44'5	0.045	0.034	95
96	35.42	8:4	202	.8089	22'33'55'66'	0.001	0.001	96
97	0.00	6:1	157	.8184	233'44'5'	0.000	0.000	97
98	0.00	7:3	173	.8152	22'33'456	0.000	0.000	98
99	0.00	8:4	200 204	.8197	22'33'45'66' ; 22'344'566'	0.000	0.000	99
100	0.00	7:2	172 192	.8278	22'33'455' ; 233'455'6	0.000	0.000	100
101	0.00	8:4	197	.8293	22'33'44'66'	0.000	0.000	101
102	36.58	7:2	180	.8362	22'344'[illegible]5'	0.147	0.105	102
103	0.00	7:2	193	.8397	233'4'55'6	0.000	0.000	103
104	0.00	7:2	191	.8447	233'44'5'6	0.000	0.000	104
105	0.00	8:4	199	.8494	22'33'4566'	0.000	0.000	105
106	0.00	7:2	170	.8740	22'33'44'5	0.000	0.000	106
107	0.00	7:2	190	.8740	233'44'56	0.000	0.000	107
108	0.00	8:3	198	.8845	22'33'455'6	0.000	0.000	108
109	0.00	8:3	201	.8875	22'33'4'55'6	0.000	0.000	109
110	0.00	8:3	196 203	.8935	22'33'44'5'6 : 22'344'55'6	0.000	0.000	110
111	0.00	7:1	189	.9142	233'44'55'	0.000	0.000	111
112	0.00	8:3	195	.9321	22'33'44'56	0.000	0.000	112
113	0.00	9:4	208	.9320	22'33'455'66'	0.000	0.000	113
114	0.00	9:4	207	.9423	22'33'44'566'	0.000	0.000	114
115	0.00	8:2	194	.9620	22'33'44'55'	0.000	0.000	115
116	0.00	8:2	205	.9678	233'44'55'6	0.000	0.000	116
117	0.00	9:3	206	1.010	22'33'44'55'6	0.000	0.000	117
118	0.00	10:4	209	1.050	22'33'44'55'66'	0.000	0.000	118

CONCENTRATION = 3.393 Total ug

TOTAL MICROMOLES = 0.0120

AVERAGE MOLECULAR WEIGHT = 283.1

NUMBER OF CALIBRATED PEAKS FOUND= 75

Filename: A809400R
Operator: REV

Sample: STA13-BOT Channel detector 1
Acquired 08-JAN-89 14:25 Method J:\MAX99\GC9\OEA0107A
Dilution 1 : 10.000 Amount 1.000
Comments NORTHEAST ANALYTICAL 301 NOTT STREET SCHENECTADY, NY 518-346-4592

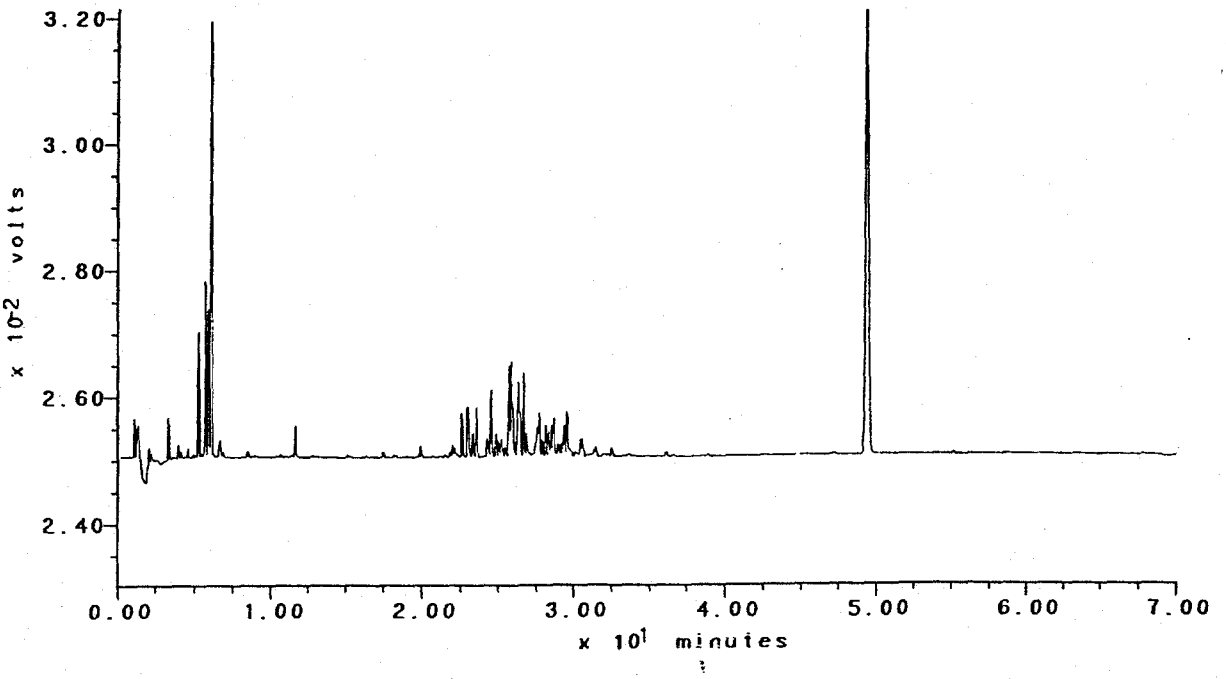

000168

311681

NORTHEAST ANALYTICAL, INC.

301 NOTT STREET
SCHENECTADY, NY 12305
(518) 346-4592

PCB SUMMARY REPORT

NEA FILE NAME: AB09401.hrs

CUSTOMER: GENERAL ELECTRIC COMPANY (QEA)
SAMPLE DESCRIPTION: STA14-SUR
COMMENT: 1999 CSPCB SPMD SAMPLES PROJECT GENHUD #150 COC:12/17/98
DATE ACQUIRED: 8-JAN-1999 15:47

Total PCBs in Sample= 3.48 Total ug

PCB Homolog Distribution

Homologs	Wt. %	Mole %
Mono	0.00	0.00
Di	2.59	3.12
Tri	34.77	38.28
Tetra	42.10	40.98
Penta	16.94	14.79
Hexa	3.06	2.44
Hepta	0.54	0.39
Octa	0.00	0.00
Nona	0.00	0.00
Deca	0.00	0.00

NOMINAL 'AROCLOR' Distribution

Aroclor	Indicator Peak (PK#/IUPAC#)	Amount Total ug	Percent SEDIMENT	Percent BIOTA
A1221	2/001	0.0000	0.0	0.0
A1242	23+24/31+28	0.2301	69.4	72.7
A1254SED	61/110	0.0980	29.5	
A1254BIO	***/###	0.0827		26.1
A1260	102/180	0.0037	1.1	1.2
A1268	115/194	0.0000	0.0	0.0

***/###:69+75+82/149+153+138

'tho Cl / biphenyl Residue = 1.81

'eta + Para Cl / biphenyl Residue = 1.96

TOTAL Cl / biphenyl Residue = 3.76

000169

311682

NORTHEAST ANALYTICAL, INC.

301 NOTT STREET
SCHENECTADY, NY 12305
(518) 346-4592

PCB CONGENER AMOUNT REPORT

NEA FILE NAME: AB09401.mol

CUSTOMER: GENERAL ELECTRIC COMPANY (QEA)
SAMPLE DESCRIPTION: STA14-SUR
COMMENT: 1999 CSPCB SPMD SAMPLES PROJECT GENHUD #150 COC:12/17/98
DATE ACQUIRED: 8-JAN-1999 15:47

TYPE FOR MIXED PEAK DECONVOLUTION= S

PEAK NO.	RETENTION TIME	MOLECULAR WT.	PEAK AREA	AMOUNT (Total ug)	Nanomoles
1	0.00	154.20	0.0	0.00000	0.00000
2	0.00	188.70	0.0	0.00000	0.00000
3	0.00	188.70	0.0	0.00000	0.00000
4	0.00	188.70	0.0	0.00000	0.00000
5	19.97	223.10	49.1	0.02632	0.11797
6	20.94	223.10	17.9	0.00131	0.00587
7	21.26	223.10	28.0	0.00435	0.01950
8	21.46	223.10	50.7	0.01544	0.06921
9	0.00	223.10	0.0	0.00000	0.00000
10	22.10	257.50	310.1	0.03063	0.11895
11	0.00	257.50	0.0	0.00000	0.00000
12	0.00	223.10	0.0	0.00000	0.00000
13	0.00	223.10	0.0	0.00000	0.00000
14	22.95	249.00	1663.1	0.17113	0.68727
15	23.03	257.50	1498.1	0.30736	1.19363
16	23.31	257.50	868.8	0.04770	0.18524
17	23.57	257.50	1945.2	0.21224	0.82423
18	0.00	257.50	0.0	0.00000	0.00000
19	23.96	267.90	42.0	0.00767	0.02863
20	24.08	257.50	11.2	0.00061	0.00237
21	24.22	257.50	564.2	0.04538	0.17623
22	24.29	257.50	375.2	0.02153	0.08361
23	24.46	257.50	1327.9	0.09656	0.37499
24	24.51	257.50	2294.5	0.13354	0.51860
25	24.84	259.50	880.8	0.07079	0.27279
	25.00	258.70	517.9	0.04028	0.15570
27	25.19	292.00	641.4	0.04918	0.16842
28	0.00	257.50	0.0	0.00000	0.00000
29	25.42	292.00	310.4	0.02711	0.09284
30	0.00	257.50	0.0	0.00000	0.00000
31	25.68	292.00	3167.8	0.37787	1.29408
32	25.81	292.00	3335.2	0.19157	0.65606

000170

311683

33	25.90	292.00	1871.4	0.07473	0.25592
34	25.95	292.00	456.2	0.02431	0.08325
35	0.00	292.00	0.0	0.00000	0.00000
36	26.12	257.50	11.6	0.00277	0.01076
37	26.27	292.00	2523.4	0.17885	0.61250
38	26.37	272.40	1477.6	0.12351	0.45341
39	26.65	292.00	2931.8	0.14838	0.50815
	0.00	292.00	0.0	0.00000	0.00000
[illegible]	26.78	326.40	63.6	0.01404	0.04301
42	26.85	292.00	807.4	0.04901	0.16784
43	27.05	298.90	80.0	0.01182	0.03954
44	27.21	298.90	95.7	0.00369	0.01235
45	27.31	292.00	110.5	0.00449	0.01538
46	27.44	292.00	429.9	0.01528	0.05233
47	27.54	292.00	950.3	0.04373	0.14976
48	27.68	293.50	2482.3	0.16852	0.57417
49	27.86	324.70	524.0	0.03019	0.09298
50	28.09	292.00	1104.0	0.04310	0.14760
51	28.27	326.40	1197.6	0.14526	0.44504
52	28.35	326.40	74.3	0.00434	0.01330
53	28.47	326.40	1313.3	0.08029	0.24599
54	28.62	326.40	1299.6	0.04855	0.14874
55	28.83	326.40	79.2	0.00161	0.00493
56	28.91	326.40	427.0	0.02283	0.06994
57	29.06	326.40	451.5	0.01827	0.05597
58	29.19	326.40	526.9	0.02425	0.07430
59	29.33	326.40	1256.6	0.04578	0.14026
60	29.40	360.90	113.8	0.00600	0.01663
61	29.50	315.80	1822.6	0.09796	0.31020
62	0.00	360.90	0.0	0.00000	0.00000
63	29.79	326.40	150.1	0.00595	0.01823
64	30.03	360.90	183.5	0.01003	0.02779
[illegible]	30.15	350.50	121.0	0.00383	0.01093
	0.00	360.90	0.0	0.00000	0.00000
67	30.26	336.80	69.3	0.00358	0.01063
68	30.31	326.40	17.5	0.00163	0.00499
69	30.42	337.50	865.2	0.04197	0.12436
70	0.00	360.90	0.0	0.00000	0.00000
71	30.76	347.80	89.2	0.00333	0.00957
72	30.95	336.80	32.8	0.00091	0.00270
73	31.19	360.90	123.1	0.00558	0.01546
74	31.32	347.80	386.7	0.01174	0.03376
75	31.44	360.90	452.0	0.01879	0.05206
76	0.00	360.90	0.0	0.00000	0.00000
77	31.91	360.90	126.9	0.00698	0.01934
78	0.00	395.30	0.0	0.00000	0.00000
79	32.15	360.90	24.7	0.00206	0.00571
80	32.26	360.90	154.4	0.00363	0.01006
81	0.00	395.30	0.0	0.00000	0.00000
82	32.49	360.90	566.0	0.02198	0.06090
83	32.66	360.90	27.2	0.00083	0.00230
84	32.84	360.90	14.0	0.00011	0.00030
85	33.14	395.30	21.5	0.00158	0.00400
86	0.00	360.90	0.0	0.00000	0.00000
87	0.00	395.30	0.0	0.00000	0.00000
88	33.54	395.30	120.8	0.00527	0.01333
89	33.66	360.90	115.6	0.00274	0.00759
90	33.80	395.30	26.2	0.00107	0.00271
91	34.09	360.90	7.4	0.00023	0.00064
	0.00	394.30	0.0	0.00000	0.00000
93	34.69	394.30	45.9	0.00191	0.00484
[illegible]	34.92	394.30	74.7	0.00342	0.00867
[illegible]	35.20	382.20	47.6	0.00184	0.00481
96	0.00	429.80	0.0	0.00000	0.00000
97	0.00	360.90	0.0	0.00000	0.00000
98	0.00	395.30	0.0	0.00000	0.00000

000171

311684

99	0.00	429.80	0.0	0.00000	0.00000
100	0.00	395.30	0.0	0.00000	0.00000
101	0.00	429.80	0.0	0.00000	0.00000
102	36.59	395.30	109.7	0.00368	0.00931
103	0.00	395.30	0.0	0.00000	0.00000
104	0.00	395.30	0.0	0.00000	0.00000
105	0.00	429.80	0.0	0.00000	0.00000
106	38.45	395.30	29.0	0.00061	0.00154
107	0.00	395.30	0.0	0.00000	0.00000
108	0.00	429.80	0.0	0.00000	0.00000
109	0.00	429.80	0.0	0.00000	0.00000
110	0.00	429.80	0.0	0.00000	0.00000
111	0.00	395.30	0.0	0.00000	0.00000
112	0.00	429.80	0.0	0.00000	0.00000
113	0.00	464.20	0.0	0.00000	0.00000
114	0.00	464.20	0.0	0.00000	0.00000
115	0.00	429.80	0.0	0.00000	0.00000
116	0.00	429.80	0.0	0.00000	0.00000
117	0.00	464.20	0.0	0.00000	0.00000
118	0.00	498.60	0.0	0.00000	0.00000

CONCENTRATION = 3.475 Total ug

TOTAL MICROMOLES = 0.0123

AVERAGE MOLECULAR WEIGHT = 283.5

NUMBER OF CALIBRATED PEAKS FOUND= 75

INTERNAL STANDARD RETENTION TIME = 49.38 MINUTES

INTERNAL STANDARD PEAK AREA = 69297.0

NORTHEAST ANALYTICAL, INC.

301 NOTT STREET
SCHENECTADY, NY 12305
(518) 346-4592

CONGENER WEIGHT and MOLE REPORT

NEA FILE NAME: AB09401.mol

CUSTOMER: GENERAL ELECTRIC COMPANY (QEA)
SAMPLE DESCRIPTION: STA14-SUR
COMMENT: 1999 CSPCB SPMD SAMPLES PROJECT GENHUD #150 COC:12/17/98
DATE ACQUIRED: 8-JAN-1999 15:47

TYPE FOR MIXED PEAK DECONVOLUTION= S

PEAK#	RET. TIME	T-CL:O-CL	IUPAC#	RRT	CONGENERS	WEIGHT %	MOLE %	PEAK#
	0.00	0:0	000	.0997	BIPHENYL	0.000	0.000	1
2	0.00	1:1	001	.1544	2	0.000	0.000	2
3	0.00	1:0	002	.1937	3	0.000	0.000	3
4	0.00	1:0	003	.1975	4	0.000	0.000	4
5	19.97	2:2	004 010	.2245	22' ; 26	0.757	0.963	5
6	20.94	2:1	007 009	.2566	24 ; 25	0.038	0.048	6
7	21.26	2:1	006	.2709	23'	0.125	0.159	7
8	21.46	2:1	005 008	.2785	23 ; 24'	0.444	0.565	8
9	0.00	2:0	014	.2973	35	0.000	0.000	9
10	22.10	3:3	019	.3045	22'6	0.881	0.970	10
11	0.00	3:2	030	.3165	246	0.000	0.000	11
12	0.00	2:0	011	.3238	33'	0.000	0.000	12
13	0.00	2:0	012 013	.3297	34 ; 34'	0.000	0.000	13
14	22.95	3:2 2:0	018 015	.3387	22'5 ; 44'	4.924	5.607	14
15	23.03	3:2	017	.3398	22'4	8.844	9.738	15
16	23.31	3:2	024 027	.3508	236 ; 23'6	1.372	1.511	16
17	23.57	3:2	016 032	.3625	22'3 ; 24'6	6.107	6.725	17
18	0.00	3:1	023	.3770	235	0.000	0.000	18
19	23.96	3:1 4:4	034 054	.3800	2'35 ; 22'66'	0.221	0.234	19
20	24.08	3:1	029	.3820	245	0.018	0.019	20
21	24.22	3:1	026	.3911	23'5	1.306	1.438	21
22	24.29	3:1	025	.3937	23'4	0.619	0.682	22
23	24.46	3:1	031	.4024	24'5	2.778	3.059	23
24	24.51	3:1 4:3	028 050	.4031	244' ; 22'46	3.842	4.231	24
25	24.84	3:1 4:3	021 033	.4170	233' ; 234 ; 22'56'	2.037	2.226	25
26	25.00	3:1 4:3	022 051	.4267	234' ; 22'46'	1.159	1.270	26
	25.19	4:3	045	.4334	22'36	1.415	1.374	27
28	0.00	3:1	036	.4379	33'5	0.000	0.000	28
29	25.42	4:3	046	.4450	22'36'	0.780	0.757	29
0	0.00	3:1	039	.4488	34'5	0.000	0.000	30
31	25.68	4:2	052 073	.4554	22'55' ; 23'5'6	10.873	10.558	31

PEAK#	RET. TIME	T-CL:O-CL	IUPAC#	RRT	CONGENERS	WEIGHT %	MOLE %	PEAK#
32	25.81	4:2	049	.4610	22'45	5.512	5.353	32
33	25.90	4:2	047	.4639	22'44'	2.150	2.088	33
34	25.95	4:2	048 075	.4651	22'45 ; 244'6	0.699	0.679	34
35	0.00	4:2	065 062	.4865	2346 ; 2356	0.000	0.000	35
36	26.12	3:0	035	.4738	33'4	0.080	0.088	36
37	26.27	5:4 4:2	104 044	.4832	22'466' ; 22'35'	5.146	4.997	37
38	26.37	3:0 4:2	037 042	.4870	344' ; 22'34' ; 233'6	3.554	3.699	38
39	26.65	4:2	064 071	.4990	23'34 ; 234'6 ; 23'4'6 +	4.269	4.146	39
40	0.00	4:1	068	.5040	23'45' ?	0.000	0.000	40
41	26.78	5:4	096	.5057	22'366'	0.404	0.351	41
42	26.85	4:2	040	.5102	22'33'	1.410	1.369	42
43	27.05	5:3 4:1	103 057	.5155	22'45'6 ; 233'5	0.340	0.323	43
44	27.21	5:3 4:1	100 067	.5212	22'44'6 ; 23'4'5	0.106	0.101	44
45	27.31	4:1	058 063	.5267	233'5' ; 234'5	0.129	0.125	45
46	27.44	4:1 5:3	074 094	.5340	244'5 ; 22'356'	0.440	0.427	46
47	27.54	4:1	070 061	.5407	23'4'5 ; 2'345 ; 2345?	1.258	1.222	47
48	27.68	4:1 5:3	066 095	.5447	23'44' ; 22'356 ; 22'35'6	4.849	4.684	48
49	27.86	5:3 4:1	091 098	.5549	22'34'6 ; 22'3'46 ; 233'4-	0.869	0.759	49
50	28.09	4:1	056 060	.5676	233'4' ; 2344'	1.240	1.204	50
51	28.27	6:4 5:3	155 084	.5666	22'44'66' ; 22'33'6; 22'355'	4.180	3.631	51
52	28.35	5:3	089	.5779	22'346'	0.125	0.108	52
53	28.47	5:2	101 090	.5814	22'34'5 ; 22'455'	2.310	2.007	53
54	28.62	5:2	099	.5880	22'44'5	1.397	1.214	54
55	28.83	6:4 5:2	150 112	.5969	22'34'66' ; 233'56 ; 23'44'6	0.046	0.040	55
56	28.91	5:2	083 109	.6029	22'33'5 ; 233'46	0.657	0.571	56
	29.06	6:4 5:2	152 097	.6062	22'3566' ; 22'345 ; 22'3'45	0.526	0.457	57
58	29.19	5:2	087 111	.6175	22'345' ; 233'55' ; 2344'6	0.698	0.606	58
59	29.33	5:2	085 116	.6224	22'344' ; 23456?	1.317	1.144	59
60	29.40	6:4	136	.6257	22'33'66'	0.173	0.136	60
61	29.50	4:0 5:2	077 110	.6295	33'44' ; 233'4'6	2.819	2.531	61
62	0.00	6:3	154	.6349	22'44'56'	0.000	0.000	62
63	29.79	5:2	082	.6453	22'33'4	0.171	0.149	63
64	30.03	6:3	151	.6499	22'355'6	0.289	0.227	64
65	30.15	6:3 5:1	135 124	.6563	22'33'56' ; 2'344'5	0.110	0.089	65
66	0.00	6:3	144	.6584	22'345'6	0.000	0.000	66
67	30.26	5:1 6:3	107 108	.6628	233'4'5 ; 233'45' ; 22'34'56	0.103	0.087	67
68	30.31	5:1	123	.6658	2'344'5	0.047	0.041	68
69	30.42	6:3 5:1	149 118	.6672	22'34'5'6 ; 23'44'5 ; 233'45	1.208	1.015	69
70	0.00	6:3	139 140	.6707	22'344'6 ; 22'344'6'	0.000	0.000	70
71	30.76	6:3 5:1	134 143	.6796	22'33'56' ; 22'3456'; 2344'5	0.096	0.078	71
72	30.95	5:1 6:3	122 131	.6871	2'33'45; 22'33'46;22'33'55'+	0.026	0.022	72
73	31.19	6:2	146 161	.6955	22'34'55' ; 233'45'6	0.161	0.126	73
74	31.32	6:3 5:1	132 105	.7035	22'33'46' ; 233'44'	0.338	0.275	74
75	31.44	6:2	153	.7036	22'44'55'	0.541	0.425	75
76	0.00	6:2	168	.7068	23'44'5'6	0.000	0.000	76
77	31.91	6:2	141	.7203	22'3455'	0.201	0.158	77
78	0.00	7:4	179	.7205	22'33'566'	0.000	0.000	78
79	32.15	6:2	130	.7284	22'33'45'	0.059	0.047	79
80	32.26	6:2	137	.7329	22'344'5	0.104	0.082	80
81	0.00	7:4	176	.7305	22'33'466'	0.000	0.000	81
82	32.49	6:2	138 163	.7403	22'344'5' ; 233'4'56 ; +2	0.632	0.497	82
	32.66	6:2	158	.7429	233'44'6	0.024	0.019	83
84	32.84	6:2	129	.7501	22'33'45	0.003	0.002	84
85	33.14	7:3	178	.7537	22'33'55'6	0.045	0.033	85
86	0.00	6:2	166	.7572	2344'56	0.000	0.000	86
87	0.00	7:3	175	.7611	22'33'45'6	0.000	0.000	87

PEAK#	RET. TIME	T-CL:O-CL	IUPAC#	RRT	CONGENERS	WEIGHT %	MOLE %	PEAK#
[illegible]	33.54	7:3	187 182	.7653	22'34'55'6 ; 22'344'56'	0.152	0.109	88
89	33.66	6:2	128	.7761	22'33'44'	0.079	0.062	89
90	33.80	7:3	183	.7720	22'344'5'6	0.031	0.022	90
91	34.09	6:1	167	.7814	23'44'55'	0.007	0.005	91
92	0.00	7:3	185	.7848	22'3455'6	0.000	0.000	92
93	34.69	7:3	174 181	.7965	22'33'456' ; 22'344'56	0.055	0.040	93
94	34.92	7:3	177	.8031	22'33'4'56	0.098	0.071	94
95	35.20	7:3 6:1	171 156	.8105	22'33'44'6 ; 233'44'5	0.053	0.039	95
96	0.00	8:4	202	.8089	22'33'55'66'	0.000	0.000	96
97	0.00	6:1	157	.8184	233'44'5'	0.000	0.000	97
98	0.00	7:3	173	.8152	22'33'456	0.000	0.000	98
99	0.00	8:4	200 204	.8197	22'33'45'66' ; 22'344'566'	0.000	0.000	99
100	0.00	7:2	172 192	.8278	22'33'455' ; 233'455'6	0.000	0.000	100
101	0.00	8:4	197	.8293	22'33'44'66'	0.000	0.000	101
102	36.59	7:2	180	.8362	22'344'55'	0.106	0.076	102
103	0.00	7:2	193	.8397	233'[illegible]55'6	0.000	0.000	103
104	0.00	7:2	191	.8447	233'44'5'6	0.000	0.000	104
105	0.00	8:4	199	.8494	22'33'4566'	0.000	0.000	105
106	38.45	7:2	170	.8740	22'33'44'5	0.018	0.013	106
107	0.00	7:2	190	.8740	233'44'56	0.000	0.000	107
108	0.00	8:3	198	.8845	22'33'455'6	0.000	0.000	108
109	0.00	8:3	201	.8875	22'33'4'55'6	0.000	0.000	109
110	0.00	8:3	196 203	.8935	22'33'44'5'6 ; 22'344'55'6	0.000	0.000	110
111	0.00	7:1	189	.9142	233'44'55'	0.000	0.000	111
112	0.00	8:3	195	.9321	22'33'44'56	0.000	0.000	112
113	0.00	9:4	208	.9320	22'33'455'66'	0.000	0.000	113
114	0.00	9:4	207	.9423	22'33'44'566'	0.000	0.000	114
115	0.00	8:2	194	.9620	22'33'44'55'	0.000	0.000	115
116	0.00	8:2	205	.9678	233'44'55'6	0.000	0.000	116
117	0.00	9:3	206	1.010	22'33'44'55'6	0.000	0.000	117
118	0.00	10:4	209	1.050	22'33'44'55'66'	0.000	0.000	118

CONCENTRATION = 3.475 Total ug

TOTAL MICROMOLES = 0.0123

AVERAGE MOLECULAR WEIGHT = 283.5

NUMBER OF CALIBRATED PEAKS FOUND= 75

000175

311688

DATA SUMMARY PACKAGE FOR:
QUANTITATIVE ENVIRONMENTAL ANALYSIS, LLC
305 WEST GRAND AVENUE
MONTVALE, NEW JERSEY 07645

PROVIDED BY:
NORTHEAST ANALYTICAL, INC.
301 NOTT STREET
SCHENECTADY, NY 12305

SAMPLING SITE: HUDSON RIVER
ANALYTICAL METHOD:
(NEA608CAP) HRGC CAPILLARY TECHNIQUE
SPMD SAMPLES
JANUARY 21, 1999
98120085: AB09387-AB09419
VOLUME 2 OF 3

Sample: STA14-SUR Channel detector 1 Filename AB09401R
Acquired: 08-JAN-89 15:47 Method J:\MAX99\GC9\QEA0107A Operator REW
Dilution 1 : 10.000 Amount 1.000
Comments NORTHEAST ANALYTICAL 301 NOTT STREET SCHENECTADY, NY 518-346-4592

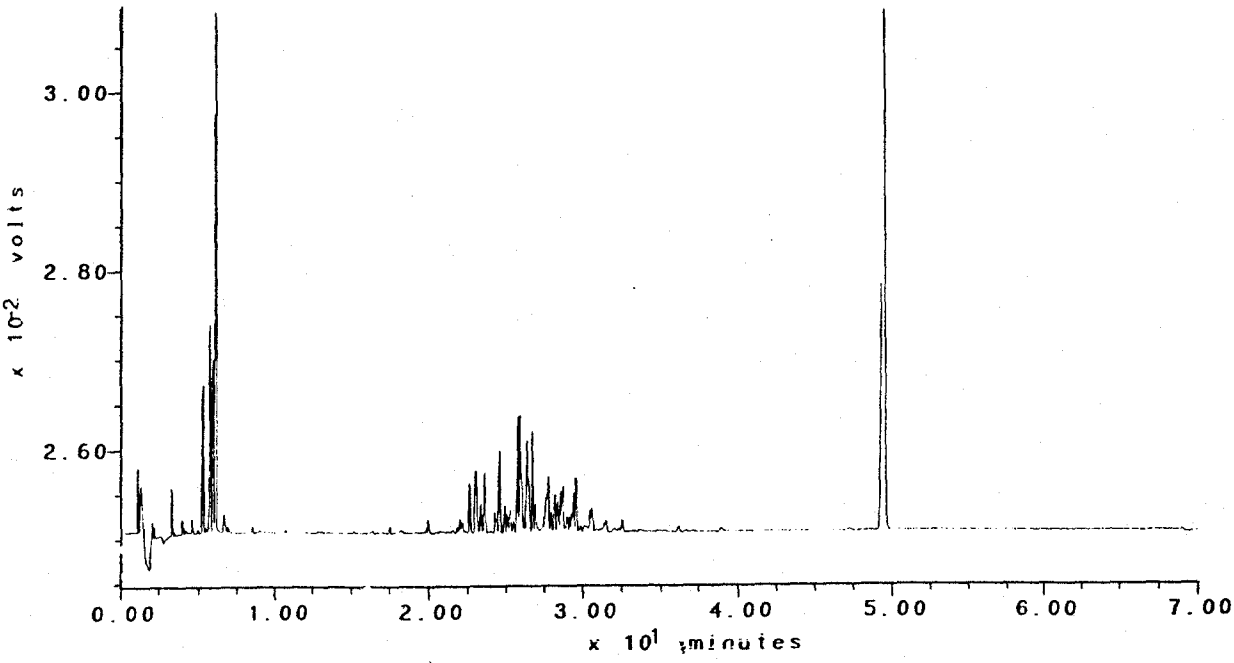

000176

311690

NORTHEAST ANALYTICAL, INC.

301 NOTT STREET
SCHENECTADY, NY 12305
(518) 346-4592

PCB SUMMARY REPORT

NEA FILE NAME: AB09402.hrs

CUSTOMER: GENERAL ELECTRIC COMPANY (QEA)
SAMPLE DESCRIPTION: STA14-BOT
COMMENT: 1999 CSPCB SPMD SAMPLES PROJECT GENHUD #150 COC:12/17/98
DATE ACQUIRED: 8-JAN-1999 17:08

Total PCBs in Sample= 4.14 Total ug

PCB Homolog Distribution

Homologs	Wt. %	Mole %
Mono	0.00	0.00
Di	2.67	3.23
Tri	34.46	37.92
Tetra	42.40	41.27
Penta	17.08	14.92
Hexa	2.89	2.30
Hepta	0.49	0.36
Octa	0.00	0.00
Nona	0.00	0.00
Deca	0.00	0.00

NOMINAL 'AROCLOR' Distribution

Aroclor	Indicator Peak (PK#/IUPAC#)	Amount Total ug	Percent SEDIMENT	Percent BIOTA
A1221	2/001	0.0000	0.0	0.0
A1242	23+24/31+28	0.2678	69.1	72.6
A1254SED	61/110	0.1154	29.8	
A1254BIO	***/###	0.0970		26.3
A1260	102/180	0.0043	1.1	1.2
A1268	115/194	0.0000	0.0	0.0

***/###:69+75+82/149+153+138

ortho Cl / biphenyl Residue = 1.81

Meta + Para Cl / biphenyl Residue = 1.96

TOTAL Cl / biphenyl Residue = 3.76

000177

311691

NORTHEAST ANALYTICAL, INC.

301 NOTT STREET
SCHENECTADY, NY 12305
(518) 346-4592

PCB CONGENER AMOUNT REPORT

NEA FILE NAME: AB09402.mol

CUSTOMER: GENERAL ELECTRIC COMPANY (QEA)
SAMPLE DESCRIPTION: STA14-BOT
COMMENT: 1999 CSPCB SPMD SAMPLES PROJECT GENHUD #150 COC:12/17/98
DATE ACQUIRED: 8-JAN-1999 17:08

'TYPE FOR MIXED PEAK DECONVOLUTION= S

PEAK NO.	RETENTION TIME	MOLECULAR WT.	PEAK AREA	AMOUNT (Total ug)	Nanomoles
1	0.00	154.20	0.0	0.00000	0.00000
2	0.00	188.70	0.0	0.00000	0.00000
3	0.00	188.70	0.0	0.00000	0.00000
4	0.00	188.70	0.0	0.00000	0.00000
5	19.97	223.10	69.9	0.03267	0.14644
6	20.93	223.10	17.1	0.00109	0.00489
7	21.27	223.10	67.5	0.00913	0.04092
8	21.46	223.10	69.6	0.01848	0.08283
9	0.00	223.10	0.0	0.00000	0.00000
10	22.11	257.50	397.4	0.03422	0.13289
11	0.00	257.50	0.0	0.00000	0.00000
12	0.00	223.10	0.0	0.00000	0.00000
13	0.00	223.10	0.0	0.00000	0.00000
14	22.95	249.00	2199.5	0.19736	0.79261
15	23.03	257.50	2026.8	0.36262	1.40823
16	23.31	257.50	1147.9	0.05496	0.21344
17	23.57	257.50	2651.0	0.25223	0.97953
18	0.00	257.50	0.0	0.00000	0.00000
19	23.95	267.90	50.6	0.00806	0.03009
20	24.08	257.50	25.6	0.00120	0.00466
21	24.22	257.50	775.4	0.05439	0.21122
22	24.29	257.50	479.4	0.02399	0.09317
23	24.46	257.50	1701.1	0.10787	0.41891
24	24.51	257.50	3150.3	0.15989	0.62093
25	24.84	259.50	1236.2	0.08665	0.33391
	25.00	258.70	732.5	0.04967	0.19200
27	25.19	292.00	867.5	0.05800	0.19863
28	0.00	257.50	0.0	0.00000	0.00000
29	25.42	292.00	414.0	0.03153	0.10798
30	0.00	257.50	0.0	0.00000	0.00000
31	25.68	292.00	4260.8	0.44321	1.51784
32	25.81	292.00	4536.7	0.22724	0.77822

000178

311692

33	25.90	292.00	2595.0	0.09036	0.30945
34	25.95	292.00	600.0	0.02788	0.09548
35	0.00	292.00	0.0	0.00000	0.00000
36	26.12	257.50	13.2	0.00273	0.01060
37	26.27	292.00	3445.1	0.21293	0.72921
38	26.37	272.40	2114.2	0.15411	0.56575
39	26.65	292.00	4130.6	0.18229	0.62428
	0.00	292.00	0.0	0.00000	0.00000
	26.78	326.40	114.3	0.02201	0.06743
42	26.85	292.00	1167.5	0.06180	0.21164
43	27.05	298.90	135.4	0.01744	0.05835
44	27.21	298.90	214.1	0.00721	0.02412
45	27.31	292.00	177.8	0.00630	0.02158
46	27.44	292.00	605.9	0.01878	0.06432
47	27.55	292.00	1292.1	0.05185	0.17757
48	27.68	293.50	3429.7	0.20304	0.69179
49	27.86	324.70	728.9	0.03662	0.11278
50	28.09	292.00	1516.4	0.05162	0.17678
51	28.28	326.40	1642.5	0.17373	0.53226
52	28.35	326.40	132.4	0.00674	0.02065
53	28.47	326.40	1810.0	0.09650	0.29565
54	28.62	326.40	1759.5	0.05732	0.17561
55	28.83	326.40	89.4	0.00158	0.00484
56	28.91	326.40	546.6	0.02549	0.07809
57	29.06	326.40	618.8	0.02184	0.06691
58	29.19	326.40	753.3	0.03024	0.09265
59	29.34	326.40	1728.3	0.05491	0.16823
60	29.40	360.90	147.0	0.00676	0.01873
61	29.50	315.80	2461.0	0.11535	0.36526
62	0.00	360.90	0.0	0.00000	0.00000
63	29.79	326.40	194.5	0.00673	0.02062
64	30.03	360.90	297.2	0.01416	0.03924
65	30.15	350.50	166.1	0.00458	0.01307
	0.00	360.90	0.0	0.00000	0.00000
67	30.26	336.80	106.9	0.00482	0.01431
68	30.32	326.40	16.5	0.00134	0.00411
69	30.42	337.50	1152.5	0.04875	0.14444
70	0.00	360.90	0.0	0.00000	0.00000
71	30.76	347.80	89.3	0.00291	0.00837
72	30.95	336.80	34.6	0.00084	0.00249
73	31.19	360.90	145.8	0.00576	0.01596
74	31.32	347.80	452.6	0.01199	0.03447
75	31.45	360.90	615.4	0.02231	0.06182
76	0.00	360.90	0.0	0.00000	0.00000
77	31.91	360.90	92.3	0.00443	0.01227
78	0.00	395.30	0.0	0.00000	0.00000
79	32.16	360.90	24.8	0.00180	0.00499
80	32.26	360.90	198.3	0.00406	0.01125
81	0.00	395.30	0.0	0.00000	0.00000
82	32.49	360.90	765.4	0.02591	0.07179
83	32.66	360.90	41.2	0.00110	0.00305
84	32.85	360.90	25.5	0.00017	0.00047
85	0.00	395.30	0.0	0.00000	0.00000
86	0.00	360.90	0.0	0.00000	0.00000
87	0.00	395.30	0.0	0.00000	0.00000
88	33.53	395.30	150.9	0.00575	0.01455
89	33.66	360.90	138.5	0.00286	0.00792
90	33.83	395.30	29.4	0.00105	0.00266
91	0.00	360.90	0.0	0.00000	0.00000
	0.00	394.30	0.0	0.00000	0.00000
93	34.69	394.30	75.2	0.00273	0.00692
94	34.90	394.30	138.7	0.00555	0.01408
95	35.20	382.20	52.3	0.00177	0.00463
96	35.41	429.80	16.5	0.00009	0.00021
97	0.00	360.90	0.0	0.00000	0.00000
98	0.00	395.30	0.0	0.00000	0.00000

99	0.00	429.80	0.0	0.00000	0.00000
100	0.00	395.30	0.0	0.00000	0.00000
101	0.00	429.80	0.0	0.00000	0.00000
102	36.59	395.30	145.2	0.00425	0.01075
103	0.00	395.30	0.0	0.00000	0.00000
104	0.00	395.30	0.0	0.00000	0.00000
105	0.00	429.80	0.0	0.00000	0.00000
106	0.00	395.30	0.0	0.00000	0.00000
107	0.00	395.30	0.0	0.00000	0.00000
108	0.00	429.80	0.0	0.00000	0.00000
109	0.00	429.80	0.0	0.00000	0.00000
110	0.00	429.80	0.0	0.00000	0.00000
111	0.00	395.30	0.0	0.00000	0.00000
112	0.00	429.80	0.0	0.00000	0.00000
113	0.00	464.20	0.0	0.00000	0.00000
114	0.00	464.20	0.0	0.00000	0.00000
115	0.00	429.80	0.0	0.00000	0.00000
116	0.00	429.80	0.0	0.00000	0.00000
117	0.00	464.20	0.0	0.00000	0.00000
118	0.00	498.60	0.0	0.00000	0.00000

CONCENTRATION = 4.138 Total ug

TOTAL MICROMOLES = 0.0146

AVERAGE MOLECULAR WEIGHT = 283.5

NUMBER OF CALIBRATED PEAKS FOUND= 73

INTERNAL STANDARD RETENTION TIME = 49.37 MINUTES

INTERNAL STANDARD PEAK AREA = 79465.7

NORTHEAST ANALYTICAL, INC.

301 NOTT STREET
SCHENECTADY, NY 12305
(518) 346-4592

CONGENER WEIGHT and MOLE REPORT

NEA FILE NAME: AB09402.mol

CUSTOMER: GENERAL ELECTRIC COMPANY (QEA)
SAMPLE DESCRIPTION: STA14-BOT
COMMENT: 1999 CSPCB SPMD SAMPLES PROJECT GENHUD #150 COC:12/17/98
DATE ACQUIRED: 8-JAN-1999 17:08

TYPE FOR MIXED PEAK DECONVOLUTION= S

PEAK#	RET. TIME	T-CL:O-CL	IUPAC#	RRT	CONGENERS	WEIGHT %	MOLE %	PEAK#
	0.00	0:0	000	.0997	BIPHENYL	0.000	0.000	1
2	0.00	1:1	001	.1544	2	0.000	0.000	2
3	0.00	1:0	002	.1937	3	0.000	0.000	3
4	0.00	1:0	003	.1975	4	0.000	0.000	4
5	19.97	2:2	004 010	.2245	22' ; 26	0.790	1.003	5
6	20.93	2:1	007 009	.2566	24 ; 25	0.026	0.033	6
7	21.27	2:1	006	.2709	23'	0.221	0.280	7
8	21.46	2:1	005 008	.2785	23 ; 24'	0.447	0.568	8
9	0.00	2:0	014	.2973	35	0.000	0.000	9
10	22.11	3:3	019	.3045	22'6	0.827	0.911	10
11	0.00	3:2	030	.3165	246	0.000	0.000	11
12	0.00	2:0	011	.3238	33'	0.000	0.000	12
13	0.00	2:0	012 013	.3297	34 ; 34'	0.000	0.000	13
14	22.95	3:2 2:0	018 015	.3387	22'5 ; 44'	4.770	5.431	14
15	23.03	3:2	017	.3398	22'4	8.764	9.650	15
16	23.31	3:2	024 027	.3508	236 ; 23'6	1.328	1.463	16
17	23.57	3:2	016 032	.3625	22'3 ; 24'6	6.096	6.712	17
18	0.00	3:1	023	.3770	235	0.000	0.000	18
19	23.95	3:1 4:4	034 054	.3800	2'35 ; 22'66'	0.195	0.206	19
20	24.08	3:1	029	.3820	245	0.029	0.032	20
21	24.22	3:1	026	.3911	23'5	1.315	1.447	21
22	24.29	3:1	025	.3937	23'4	0.580	0.638	22
23	24.46	3:1	031	.4024	24'5	2.607	2.870	23
24	24.51	3:1 4:3	028 050	.4031	244' ; 22'46	3.864	4.255	24
25	24.84	3:1 4:3	021 033	.4170	233' ; 234 ; 22'56'	2.094	2.288	25
26	25.00	3:1 4:3	022 051	.4267	234' ; 22'46'	1.200	1.316	26
	25.19	4:3	045	.4334	22'36	1.402	1.361	27
28	0.00	3:1	036	.4379	33'5	0.000	0.000	28
29	25.42	4:3	046	.4450	22'36'	0.762	0.740	29
30	0.00	3:1	039	.4488	34'5	0.000	0.000	30
31	25.68	4:2	052 073	.4554	22'55' ; 23'5'6	10.712	10.401	31

000181

311695

PEAK#	RET. TIME	T-CL:O-CL	IUPAC#	RRT	CONGENERS	WEIGHT %	MOLE %	PEAK#
[illegible]	25.81	4:2	049	.4610	22'45	5.492	5.333	32
33	25.90	4:2	047	.4639	22'44'	2.184	2.120	33
34	25.95	4:2	048 075	.4651	22'45 ; 244'6	0.674	0.654	34
35	0.00	4:2	065 062	.4865	2346 ; 2356	0.000	0.000	35
36	26.12	3:0	035	.4738	33'4	0.066	0.073	36
37	26.27	5:4 4:2	104 044	.4832	22'466' ; 22'35'	5.146	4.997	37
38	26.37	3:0 4:2	037 042	.4870	344' ; 22'34' ; 233'6	3.725	3.877	38
39	26.65	4:2	064 071	.4990	23'34 ; 234'6 ; 23'4'6 +	4.406	4.278	39
40	0.00	4:1	068	.5040	23'45' ?	0.000	0.000	40
41	26.78	5:4	096	.5057	22'366'	0.532	0.462	41
42	26.85	4:2	040	.5102	22'33'	1.494	1.450	42
43	27.05	5:3 4:1	103 057	.5155	22'45'6 ; 233'5	0.422	0.400	43
44	27.21	5:3 4:1	100 067	.5212	22'44'6 ; 23'4'5	0.174	0.165	44
45	27.31	4:1	058 063	.5267	233'5' ; 234'5	0.152	0.148	45
46	27.44	4:1 5:3	074 094	.5340	244'5 ; 22'356'	0.454	0.441	46
47	27.55	4:1	070 061	.5407	23'4'5 ; 2'345 ; 2345?	1.253	1.217	47
48	27.68	4:1 5:3	066 095	.5447	23'44' ; 22'356 ; 22'35'6	4.907	4.740	48
49	27.86	5:3 4:1	091 098	.5549	22'34'6 ; 22'3'46 ; 233'4	0.885	0.773	49
50	28.09	4:1	056 060	.5676	233'4' ; 2344'	1.248	1.211	50
51	28.28	6:4 5:3	155 084	.5666	22'44'66' ; 22'33'6; 22'355'	4.199	3.647	51
52	28.35	5:3	089	.5779	22'346'	0.163	0.141	52
53	28.47	5:2	101 090	.5814	22'34'5 ; 22'455'	2.332	2.026	53
54	28.62	5:2	099	.5880	22'44'5	1.385	1.203	54
55	28.83	6:4 5:2	150 112	.5969	22'34'66' ; 233'56 ; 23'44'6	0.038	0.033	55
56	28.91	5:2	083 109	.6029	22'33'5 ; 233'46	0.616	0.535	56
[illegible]	29.06	6:4 5:2	152 097	.6062	22'3566' ; 22'345 ; 22'3'45	0.528	0.458	57
58	29.19	5:2	087 111	.6175	22'345' ; 233'55' ; 2344'6	0.731	0.635	58
59	29.34	5:2	085 116	.6224	22'344' ; 23456?	1.327	1.153	59
60	29.40	6:4	136	.6257	22'33'66'	0.163	0.128	60
61	29.50	4:0 5:2	077 110	.6295	33'44' ; 233'4'6	2.788	2.503	61
62	0.00	6:3	154	.6349	22'44'56'	0.000	0.000	62
63	29.79	5:2	082	.6453	22'33'4	0.163	0.141	63
64	30.03	6:3	151	.6499	22'355'6	0.342	0.269	64
65	30.15	6:3 5:1	135 124	.6563	22'33'56' ; 2'344'5	0.111	0.090	65
66	0.00	6:3	144	.6584	22'345'6	0.000	0.000	66
67	30.26	5:1 6:3	107 108	.6628	233'4'5 ; 233'45' ; 22'34'56	0.116	0.098	67
68	30.32	5:1	123	.6658	2'344'5	0.032	0.028	68
69	30.42	6:3 5:1	149 118	.6672	22'34'5'6 ; 23'44'5 ; 233'45	1.178	0.990	69
70	0.00	6:3	139 140	.6707	22'344'6 ; 22'344'6'	0.000	0.000	70
71	30.76	6:3 5:1	134 143	.6796	22'33'56' ; 22'3456'; 2344'5	0.070	0.057	71
72	30.95	5:1 6:3	122 131	.6871	2'33'45; 22'33'46;22'33'55'+	0.020	0.017	72
73	31.19	6:2	146 161	.6955	22'34'55' ; 233'45'6	0.139	0.109	73
74	31.32	6:3 5:1	132 105	.7035	22'33'46' ; 233'44'	0.290	0.236	74
75	31.45	6:2	153	.7036	22'44'55'	0.539	0.424	75
76	0.00	6:2	168	.7068	23'44'5'6	0.000	0.000	76
77	31.91	6:2	141	.7203	22'3455'	0.107	0.084	77
78	0.00	7:4	179	.7205	22'33'566'	0.000	0.000	78
79	32.16	6:2	130	.7284	22'33'45'	0.044	0.034	79
80	32.26	6:2	137	.7329	22'344'5	0.098	0.077	80
81	0.00	7:4	176	.7305	22'33'466'	0.000	0.000	81
82	32.49	6:2	138 163	.7403	22'344'5' ; 233'4'56 ; +2	0.626	0.492	82
[illegible]	32.66	6:2	158	.7429	233'44'6	0.027	0.021	83
[illegible]4	32.85	6:2	129	.7501	22'33'45	0.004	0.003	84
[illegible]	0.00	7:3	178	.7537	22'33'55'6	0.000	0.000	85
86	0.00	6:2	166	.7572	2344'56	0.000	0.000	86
87	0.00	7:3	175	.7611	22'33'45'6	0.000	0.000	87

PEAK#	RET. TIME	T-CL:O-CL	IUPAC#	RRT	CONGENERS	WEIGHT %	MOLE %	PEAK#
88	33.53	7:3	187 182	.7653	22'34'55'6 ; 22'344'56'	0.139	0.100	88
89	33.66	6:2	128	.7761	22'33'44'	0.069	0.054	89
90	33.83	7:3	183	.7720	22'344'5'6	0.025	0.018	90
91	0.00	6:1	167	.7814	23'44'55'	0.000	0.000	91
92	0.00	7:3	185	.7848	22'3455'6	0.000	0.000	92
93	34.69	7:3	174 181	.7965	22'33'456' ; 22'344'56	0.066	0.047	93
94	34.90	7:3	177	.8031	22'33'4'56	0.134	0.096	94
95	35.20	7:3 6:1	171 156	.8105	22'33'44'6 ; 233'44'5	0.043	0.032	95
96	35.41	8:4	202	.8089	22'33'55'66'	0.002	0.001	96
97	0.00	6:1	157	.8184	233'44'5'	0.000	0.000	97
98	0.00	7:3	173	.8152	22'33'456	0.000	0.000	98
99	0.00	8:4	200 204	.8197	22'33'45'66' ; 22'344'566'	0.000	0.000	99
100	0.00	7:2	172 192	.8278	22'33'455' ; 233'455'6	0.000	0.000	100
101	0.00	8:4	197	.8293	22'33'44'66'	0.000	0.000	101
102	36.59	7:2	180	.8362	22'344'55'	0.103	0.074	102
103	0.00	7:2	193	.8397	233'4'55'6	0.000	0.000	103
104	0.00	7:2	191	.8447	233'44'5'6	0.000	0.000	104
105	0.00	8:4	199	.8494	22'33'4566'	0.000	0.000	105
106	0.00	7:2	170	.8740	22'33'44'5	0.000	0.000	106
107	0.00	7:2	190	.8740	233'44'56	0.000	0.000	107
108	0.00	8:3	198	.8845	22'33'455'6	0.000	0.000	108
109	0.00	8:3	201	.8875	22'33'4'55'6	0.000	0.000	109
110	0.00	8:3	196 203	.8935	22'33'44'5'6 ; 22'344'55'6	0.000	0.000	110
111	0.00	7:1	189	.9142	233'44'55'	0.000	0.000	111
112	0.00	8:3	195	.9321	22'33'44'56	0.000	0.000	112
113	0.00	9:4	208	.9320	22'33'455'66'	0.000	0.000	113
114	0.00	9:4	207	.9423	22'33'44'566'	0.000	0.000	114
115	0.00	8:2	194	.9620	22'33'44'55'	0.000	0.000	115
116	0.00	8:2	205	.9678	233'44'55'6	0.000	0.000	116
117	0.00	9:3	206	1.010	22'33'44'55'6	0.000	0.000	117
118	0.00	10:4	209	1.050	22'33'44'55'66'	0.000	0.000	118

CONCENTRATION = 4.138 Total ug

TOTAL MICROMOLES = 0.0146

AVERAGE MOLECULAR WEIGHT = 283.5

NUMBER OF CALIBRATED PEAKS FOUND= 73

000183

311697

Sample STA14-BOT Channel detector 1 Filename AB09402R
Acquired 08-JAN-99 17:08 Method J:\MAX99\GC9\QEA0107A Operator REW
Dilution 1 : 10.000 Amount 1.000
Comments NORTHEAST ANALYTICAL 301 NOTT STREET SCHENECTADY, NY 518-346-4592

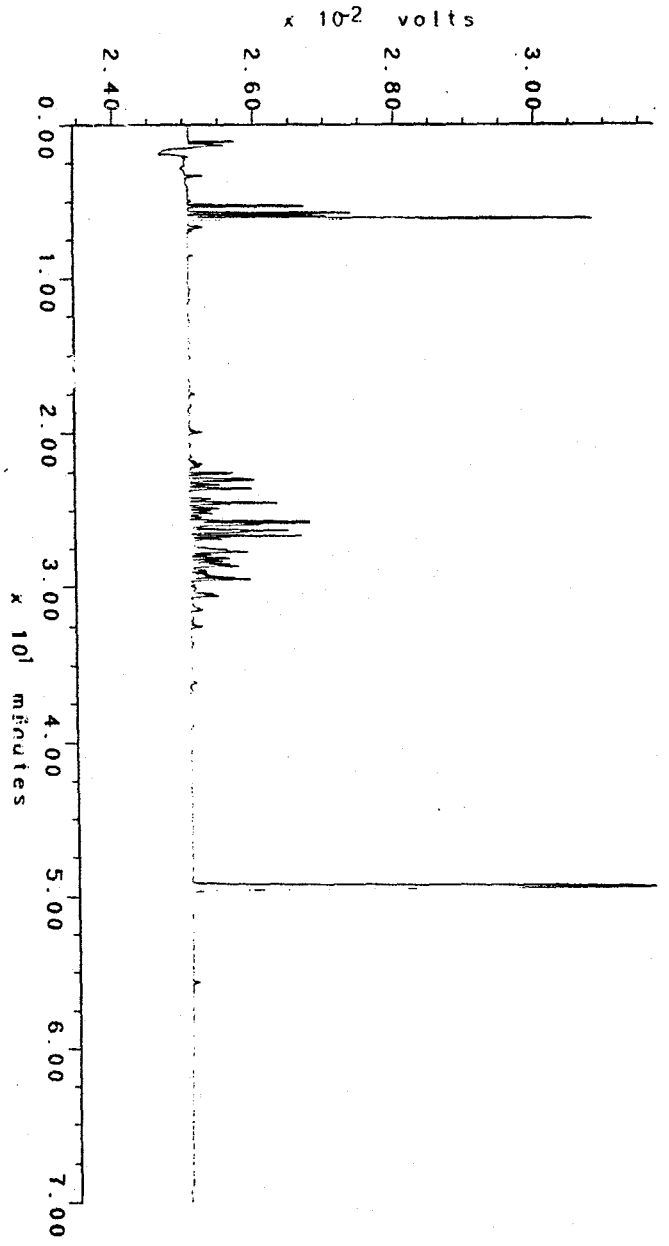

311698

NORTHEAST ANALYTICAL, INC.

301 NOTT STREET
SCHENECTADY, NY 12305
(518) 346-4592

PCB SUMMARY REPORT

NEA FILE NAME: AB09403.hrs

CUSTOMER: GENERAL ELECTRIC COMPANY (QEA)
SAMPLE DESCRIPTION: STA15-SUR
COMMENT: 1999 CSPCB SPMD SAMPLES PROJECT GENHUD #150 COC:12/17/98
DATE ACQUIRED: 8-JAN-1999 18:30

Total PCBs in Sample= 4.24 Total ug

PCB Homolog Distribution

Homologs	Wt. %	Mole %
Mono	0.00	0.00
Di	2.07	2.51
Tri	32.09	35.57
Tetra	43.29	42.46
Penta	18.42	16.20
Hexa	3.42	2.74
Hepta	0.67	0.48
Octa	0.05	0.03
Nona	0.00	0.00
Deca	0.00	0.00

NOMINAL 'AROCLOR' Distribution

Aroclor	Indicator Peak (PK#/IUPAC#)	Amount Total ug	Percent SEDIMENT	Percent BIOTA
A1221	2/001	0.0000	0.0	0.0
A1242	23+24/31+28	0.2707	68.0	70.4
A1254SED	61/110	0.1224	30.8	
A1254BIO	***/###	0.1092		28.4
A1260	102/180	0.0047	1.2	1.2
A1268	115/194	0.0000	0.0	0.0

***/###:69+75+82/149+153+138

ortho Cl / biphenyl Residue = 1.81

Meta + Para Cl / biphenyl Residue = 2.02

TOTAL Cl / biphenyl Residue = 3.83

060185

311699

NORTHEAST ANALYTICAL, INC.

301 NOTT STREET
SCHENECTADY, NY 12305
(518) 346-4592

PCB CONGENER AMOUNT REPORT

NEA FILE NAME: AB09403.mol

CUSTOMER: GENERAL ELECTRIC COMPANY (QEA)
SAMPLE DESCRIPTION: STA15-SUR
COMMENT: 1999 CSPCB SPMD SAMPLES PROJECT GENHUD #150 COC:12/17/98
DATE ACQUIRED: 8-JAN-1999 18:30

TYPE FOR MIXED PEAK DECONVOLUTION= S

PEAK NO.	RETENTION TIME	MOLECULAR WT.	PEAK AREA	AMOUNT (Total ug)	Nanomoles
1	0.00	154.20	0.0	0.00000	0.00000
2	0.00	188.70	0.0	0.00000	0.00000
3	0.00	188.70	0.0	0.00000	0.00000
4	0.00	188.70	0.0	0.00000	0.00000
5	19.96	223.10	50.6	0.02317	0.10385
6	20.93	223.10	6.9	0.00043	0.00193
7	21.25	223.10	25.1	0.00333	0.01493
8	21.45	223.10	62.7	0.01634	0.07324
9	0.00	223.10	0.0	0.00000	0.00000
10	22.10	257.50	338.2	0.02856	0.11091
11	0.00	257.50	0.0	0.00000	0.00000
12	0.00	223.10	0.0	0.00000	0.00000
13	0.00	223.10	0.0	0.00000	0.00000
14	22.94	249.00	2041.3	0.17964	0.72145
15	23.02	257.50	1909.6	0.33507	1.30124
16	23.30	257.50	1144.6	0.05375	0.20874
17	23.56	257.50	2527.8	0.23588	0.91604
18	0.00	257.50	0.0	0.00000	0.00000
19	23.95	267.90	57.6	0.00899	0.03356
20	24.08	257.50	19.2	0.00088	0.00342
21	24.22	257.50	753.5	0.05184	0.20132
22	24.29	257.50	478.4	0.02348	0.09118
23	24.46	257.50	1696.1	0.10548	0.40963
24	24.50	257.50	3318.6	0.16518	0.64148
25	24.84	259.50	1181.4	0.08121	0.31295
[illegible]	25.00	258.70	742.1	0.04936	0.19080
[illegible]7	25.19	292.00	829.5	0.05439	0.18627
[illegible]	0.00	257.50	0.0	0.00000	0.00000
29	25.42	292.00	413.6	0.03089	0.10579
30	0.00	257.50	0.0	0.00000	0.00000
31	25.67	292.00	4585.5	0.46780	1.60205
32	25.81	292.00	4913.8	0.24139	0.82668

[illegible]	25.90	292.00	2831.5	0.09670	0.33116
34	25.95	292.00	650.4	0.02964	0.10151
35	0.00	292.00	0.0	0.00000	0.00000
36	26.12	257.50	16.6	0.00337	0.01309
37	26.27	292.00	3575.5	0.21674	0.74226
38	26.37	272.40	2210.5	0.15802	0.58010
39	26.64	292.00	4337.3	0.18773	0.64291
[illegible]	0.00	292.00	0.0	0.00000	0.00000
[illegible]	26.77	326.40	95.3	0.01800	0.05515
42	26.85	292.00	1120.7	0.05818	0.19925
43	27.05	298.90	138.1	0.01744	0.05835
44	27.21	298.90	196.3	0.00648	0.02168
45	27.31	292.00	171.9	0.00598	0.02048
46	27.44	292.00	687.3	0.02089	0.07154
47	27.54	292.00	1416.8	0.05575	0.19092
48	27.68	293.50	3788.2	0.21995	0.74940
49	27.86	324.70	760.9	0.03749	0.11546
50	28.09	292.00	1792.4	0.05984	0.20493
51	28.28	326.40	1781.1	0.18476	0.56605
52	28.35	326.40	132.4	0.00661	0.02025
53	28.47	326.40	1953.7	0.10215	0.31296
54	28.62	326.40	2236.2	0.07144	0.21887
55	28.83	326.40	143.8	0.00250	0.00766
56	28.90	326.40	745.1	0.03408	0.10441
57	29.06	326.40	707.1	0.02447	0.07497
58	29.19	326.40	857.3	0.03375	0.10340
59	29.33	326.40	2044.0	0.06369	0.19513
60	29.39	360.90	189.1	0.00853	0.02364
61	29.49	315.80	2662.6	0.12240	0.38759
62	0.00	360.90	0.0	0.00000	0.00000
63	29.79	326.40	216.8	0.00735	0.02252
64	30.03	360.90	318.0	0.01486	0.04117
65	30.15	350.50	324.3	0.00878	0.02505
[illegible]	0.00	360.90	0.0	0.00000	0.00000
67	30.26	336.80	201.4	0.00890	0.02643
68	30.32	326.40	49.5	0.00394	0.01207
69	30.42	337.50	1386.0	0.05750	0.17037
70	0.00	360.90	0.0	0.00000	0.00000
71	30.76	347.80	114.5	0.00366	0.01052
72	30.96	336.80	23.8	0.00057	0.00169
73	31.19	360.90	181.1	0.00702	0.01945
74	31.31	347.80	531.7	0.01381	0.03971
75	31.44	360.90	660.4	0.02348	0.06506
76	0.00	360.90	0.0	0.00000	0.00000
77	31.91	360.90	206.2	0.00971	0.02690
78	0.00	395.30	0.0	0.00000	0.00000
79	32.15	360.90	43.5	0.00309	0.00856
80	32.26	360.90	293.4	0.00590	0.01635
81	0.00	395.30	0.0	0.00000	0.00000
82	32.49	360.90	850.8	0.02825	0.07828
83	32.66	360.90	55.7	0.00146	0.00405
84	32.83	360.90	29.8	0.00020	0.00055
85	33.14	395.30	24.7	0.00155	0.00392
86	0.00	360.90	0.0	0.00000	0.00000
87	33.45	395.30	11.3	0.00055	0.00139
88	33.53	395.30	202.4	0.00756	0.01912
89	33.66	360.90	134.8	0.00273	0.00756
90	33.81	395.30	37.7	0.00132	0.00334
91	34.06	360.90	10.8	0.00028	0.00078
[illegible]	0.00	394.30	0.0	0.00000	0.00000
93	34.69	394.30	104.9	0.00373	0.00946
94	34.91	394.30	169.1	0.00663	0.01681
95	35.20	382.20	81.9	0.00271	0.00709
96	0.00	429.80	0.0	0.00000	0.00000
97	0.00	360.90	0.0	0.00000	0.00000
98	0.00	395.30	0.0	0.00000	0.00000

000187

311701

99	0.00	429.80	0.0	0.00000	0.00000
100	0.00	395.30	0.0	0.00000	0.00000
101	0.00	429.80	0.0	0.00000	0.00000
102	36.59	395.30	164.3	0.00472	0.01194
103	0.00	395.30	0.0	0.00000	0.00000
104	0.00	395.30	0.0	0.00000	0.00000
105	0.00	429.80	0.0	0.00000	0.00000
106	38.45	395.30	26.2	0.00047	0.00119
107	0.00	395.30	0.0	0.00000	0.00000
108	0.00	429.80	0.0	0.00000	0.00000
109	39.70	429.80	38.3	0.00194	0.00451
110	0.00	429.80	0.0	0.00000	0.00000
111	0.00	395.30	0.0	0.00000	0.00000
112	0.00	429.80	0.0	0.00000	0.00000
113	0.00	464.20	0.0	0.00000	0.00000
114	0.00	464.20	0.0	0.00000	0.00000
115	0.00	429.80	0.0	0.00000	0.00000
116	0.00	429.80	0.0	0.00000	0.00000
117	0.00	464.20	0.0	0.00000	0.00000
118	0.00	498.60	0.0	0.00000	0.00000

CONCENTRATION = 4.236 Total ug

TOTAL MICROMOLES = 0.0148

AVERAGE MOLECULAR WEIGHT = 285.7

NUMBER OF CALIBRATED PEAKS FOUND= 77

INTERNAL STANDARD RETENTION TIME = 49.38 MINUTES

INTERNAL STANDARD PEAK AREA = 81026.4

NORTHEAST ANALYTICAL, INC.

301 NOTT STREET
SCHENECTADY, NY 12305
(518) 346-4592

CONGENER WEIGHT and MOLE REPORT

NEA FILE NAME: AB09403.mol

CUSTOMER: GENERAL ELECTRIC COMPANY (QEA)
SAMPLE DESCRIPTION: STA15-SUR
COMMENT: 1999 CSPCB SPMD SAMPLES PROJECT GENHUD #150 COC:12/17/98
DATE ACQUIRED: 8-JAN-1999 18:30

TYPE FOR MIXED PEAK DECONVOLUTION= S

PEAK#	RET. TIME	T-CL:O-CL	IUPAC#	RRT	CONGENERS	WEIGHT %	MOLE %	PEAK#
	0.00	0:0	000	.0997	BIPHENYL	0.000	0.000	1
2	0.00	1:1	001	.1544	2	0.000	0.000	2
3	0.00	1:0	002	.1937	3	0.000	0.000	3
4	0.00	1:0	003	.1975	4	0.000	0.000	4
5	19.96	2:2	004 010	.2245	22' ; 26	0.547	0.700	5
6	20.93	2:1	007 009	.2566	24 ; 25	0.010	0.013	6
7	21.25	2:1	006	.2709	23'	0.079	0.101	7
8	21.45	2:1	005 008	.2785	23 ; 24'	0.386	0.494	8
9	0.00	2:0	014	.2973	35	0.000	0.000	9
10	22.10	3:3	019	.3045	22'6	0.674	0.748	10
11	0.00	3:2	030	.3165	246	0.000	0.000	11
12	0.00	2:0	011	.3238	33'	0.000	0.000	12
13	0.00	2:0	012 013	.3297	34 ; 34'	0.000	0.000	13
14	22.94	3:2 2:0	018 015	.3387	22'5 ; 44'	4.240	4.866	14
15	23.02	3:2	017	.3398	22'4	7.909	8.777	15
16	23.30	3:2	024 027	.3508	236 ; 23'6	1.269	1.408	16
17	23.56	3:2	016 032	.3625	22'3 ; 24'6	5.568	6.178	17
18	0.00	3:1	023	.3770	235	0.000	0.000	18
19	23.95	3:1 4:4	034 054	.3800	2'35 ; 22'66'	0.212	0.226	19
20	24.08	3:1	029	.3820	245	0.021	0.023	20
21	24.22	3:1	026	.3911	23'5	1.224	1.358	21
22	24.29	3:1	025	.3937	23'4	0.554	0.615	22
23	24.46	3:1	031	.4024	24'5	2.490	2.763	23
24	24.50	3:1 4:3	028 050	.4031	244' ; 22'46	3.899	4.327	24
25	24.84	3:1 4:3	021 033	.4170	233' ; 234 ; 22'56'	1.917	2.111	25
26	25.00	3:1 4:3	022 051	.4267	234' ; 22'46'	1.165	1.287	26
	25.19	4:3	045	.4334	22'36	1.284	1.256	27
28	0.00	3:1	036	.4379	33'5	0.000	0.000	28
29	25.42	4:3	046	.4450	22'36'	0.729	0.714	29
30	0.00	3:1	039	.4488	34'5	0.000	0.000	30
31	25.67	4:2	052 073	.4554	22'55' ; 23'5'6	11.043	10.805	31

PEAK#	RET. TIME	T-CL:O-CL	IUPAC#	RRT	CONGENERS	WEIGHT %	MOLE %	PEAK#
32	25.81	4:2	049	.4610	22'45	5.698	5.576	32
33	25.90	4:2	047	.4639	22'44'	2.283	2.234	33
34	25.95	4:2	048 075	.4651	22'45 ; 244'6	0.700	0.685	34
35	0.00	4:2	065 062	.4865	2346 ; 2356	0.000	0.000	35
36	26.12	3:0	035	.4738	33'4	0.080	0.088	36
37	26.27	5:4 4:2	104 044	.4832	22'466' ; 22'35'	5.116	5.006	37
38	26.37	3:0 4:2	037 042	.4870	344' ; 22'34' ; 233'6	3.730	3.913	38
39	26.64	4:2	064 071	.4990	23'34 ; 234'6 ; 23'4'6 +	4.431	4.336	39
40	0.00	4:1	068	.5040	23'45' ?	0.000	0.000	40
41	26.77	5:4	096	.5057	22'366'	0.425	0.372	41
42	26.85	4:2	040	.5102	22'33'	1.373	1.344	42
43	27.05	5:3 4:1	103 057	.5155	22'45'6 ; 233'5	0.412	0.394	43
44	27.21	5:3 4:1	100 067	.5212	22'44'6 ; 23'4'5	0.153	0.146	44
45	27.31	4:1	058 063	.5267	233'5' ; 234'5	0.141	0.138	45
46	27.44	4:1 5:3	074 094	.5340	244'5 ; 22'356'	0.493	0.483	46
47	27.54	4:1	070 061	.5407	23'4'5 ; 2'345 ; 2345?	1.316	1.288	47
48	27.68	4:1 5:3	066 095	.5447	23'44' ; 22'356 ; 22'35'6	5.192	5.055	48
49	27.86	5:3 4:1	091 098	.5549	22'34'6 ; 22'3'46 ; 233'4	0.885	0.779	49
50	28.09	4:1	056 060	.5676	233'4' ; 2344'	1.413	1.382	50
51	28.28	6:4 5:3	155 084	.5666	22'44'66' ; 22'33'6; 22'355'	4.361	3.818	51
52	28.35	5:3	089	.5779	22'346'	0.156	0.137	52
53	28.47	5:2	101 090	.5814	22'34'5 ; 22'455'	2.411	2.111	53
54	28.62	5:2	099	.5880	22'44'5	1.686	1.476	54
55	28.83	6:4 5:2	150 112	.5969	22'34'66' ; 233'56 ; 23'44'6	0.059	0.052	55
56	28.90	5:2	083 109	.6029	22'33'5 ; 233'46	0.804	0.704	56
57	29.06	6:4 5:2	152 097	.6062	22'3566' ; 22'345 ; 22'3'45	0.578	0.506	57
58	29.19	5:2	087 111	.6175	22'345' ; 233'55' ; 2344'6	0.797	0.697	58
59	29.33	5:2	085 116	.6224	22'344' ; 23456?	1.503	1.316	59
60	29.39	6:4	136	.6257	22'33'66'	0.201	0.159	60
61	29.49	4:0 5:2	077 110	.6295	33'44' ; 233'4'6	2.889	2.614	61
62	0.00	6:3	154	.6349	22'44'56'	0.000	0.000	62
63	29.79	5:2	082	.6453	22'33'4	0.174	0.152	63
64	30.03	6:3	151	.6499	22'355'6	0.351	0.278	64
65	30.15	6:3 5:1	135 124	.6563	22'33'56' ; 2'344'5	0.207	0.169	65
66	0.00	6:3	144	.6584	22'345'6	0.000	0.000	66
67	30.26	5:1 6:3	107 108	.6628	233'4'5 ; 233'45' ; 22'34'56	0.210	0.178	67
68	30.32	5:1	123	.6658	2'344'5	0.093	0.081	68
69	30.42	6:3 5:1	149 118	.6672	22'34'5'6 ; 23'44'5 ; 233'45	1.357	1.149	69
70	0.00	6:3	139 140	.6707	22'344'6 ; 22'344'6'	0.000	0.000	70
71	30.76	6:3 5:1	134 143	.6796	22'33'56' ; 22'3456'; 2344'5	0.086	0.071	71
72	30.96	5:1 6:3	122 131	.6871	2'33'45; 22'33'46;22'33'55'+	0.013	0.011	72
73	31.19	6:2	146 161	.6955	22'34'55' ; 233'45'6	0.166	0.131	73
74	31.31	6:3 5:1	132 105	.7035	22'33'46' ; 233'44'	0.326	0.268	74
75	31.44	6:2	153	.7036	22'44'55'	0.554	0.439	75
76	0.00	6:2	168	.7068	23'44'5'6	0.000	0.000	76
77	31.91	6:2	141	.7203	22'3455'	0.229	0.181	77
78	0.00	7:4	179	.7205	22'33'566'	0.000	0.000	78
79	32.15	6:2	130	.7284	22'33'45'	0.073	0.058	79
80	32.26	6:2	137	.7329	22'344'5	0.139	0.110	80
81	0.00	7:4	176	.7305	22'33'466'	0.000	0.000	81
82	32.49	6:2	138 163	.7403	22'344'5' ; 233'4'56 ; +2	0.667	0.528	82
	32.66	6:2	158	.7429	233'44'6	0.034	0.027	83
84	32.83	6:2	129	.7501	22'33'45	0.005	0.004	84
85	33.14	7:3	178	.7537	22'33'55'6	0.037	0.026	85
86	0.00	6:2	166	.7572	2344'56	0.000	0.000	86
87	33.45	7:3	175	.7611	22'33'45'6	0.013	0.009	87

000130

311704

PEAK#	RET. TIME	T-CL:O-CL	IUPAC#	RRT	CONGENERS	WEIGHT %	MOLE %	PEAK#
88	33.53	7:3	187 182	.7653	22'34'55'6 ; 22'344'56'	0.178	0.129	88
89	33.66	6:2	128	.7761	22'33'44'	0.064	0.051	89
90	33.81	7:3	183	.7720	22'344'5'6	0.031	0.023	90
91	34.06	6:1	167	.7814	23'44'55'	0.007	0.005	91
92	0.00	7:3	185	.7848	22'3455'6	0.000	0.000	92
93	34.69	7:3	174 181	.7965	22'33'456' ; 22'344'56	0.088	0.064	93
94	34.91	7:3	177	.8031	22'33'4'56	0.157	0.113	94
95	35.20	7:3 6:1	171 156	.8105	22'33'44'6 ; 233'44'5	0.064	0.048	95
96	0.00	8:4	202	.8089	22'33'55'66'	0.000	0.000	96
97	0.00	6:1	157	.8184	233'44'5'	0.000	0.000	97
98	0.00	7:3	173	.8152	22'33'456	0.000	0.000	98
99	0.00	8:4	200 204	.8197	22'33'45'66' ; 22'344'566'	0.000	0.000	99
100	0.00	7:2	172 192	.8278	22'33'455' ; 233'455'6	0.000	0.000	100
101	0.00	8:4	197	.8293	22'33'44'66'	0.000	0.000	101
102	36.59	7:2	180	.8362	22'344'55'	0.111	0.081	102
103	0.00	7:2	193	.8397	233'4'55'6	0.000	0.000	103
104	0.00	7:2	191	.8447	233'44'5'6	0.000	0.000	104
105	0.00	8:4	199	.8494	22'33'4566'	0.000	0.000	105
106	38.45	7:2	170	.8740	22'33'44'5	0.011	0.008	106
107	0.00	7:2	190	.8740	233'44'56	0.000	0.000	107
108	0.00	8:3	198	.8845	22'33'455'6	0.000	0.000	108
109	39.70	8:3	201	.8875	22'33'4'55'6	0.046	0.030	109
110	0.00	8:3	196 203	.8935	22'33'44'5'6 ; 22'344'55'6	0.000	0.000	110
111	0.00	7:1	189	.9142	233'44'55'	0.000	0.000	111
112	0.00	8:3	195	.9321	22'33'44'56	0.000	0.000	112
113	0.00	9:4	208	.9320	22'33'455'66'	0.000	0.000	113
114	0.00	9:4	207	.9423	22'33'44'566'	0.000	0.000	114
115	0.00	8:2	194	.9620	22'33'44'55'	0.000	0.000	115
116	0.00	8:2	205	.9678	233'44'55'6	0.000	0.000	116
117	0.00	9:3	206	1.010	22'33'44'55'6	0.000	0.000	117
118	0.00	10:4	209	1.050	22'33'44'55'66'	0.000	0.000	118

CONCENTRATION = 4.236 Total ug

TOTAL MICROMOLES = 0.0148

AVERAGE MOLECULAR WEIGHT = 285.7

NUMBER OF CALIBRATED PEAKS FOUND= 77

Sample: STA15-SUR Channel: detector 1 Filename: AB09403R
Acquired: 08-JAN-99 18:30 Method: J:\MAX99\GC9\QEA0107A Operator: REW
Dilution: 1 : 10.000 Amount: 1.000
Comments: NORTHEAST ANALYTICAL 301 NOTT STREET SCHENECTADY, NY 518-346-4592

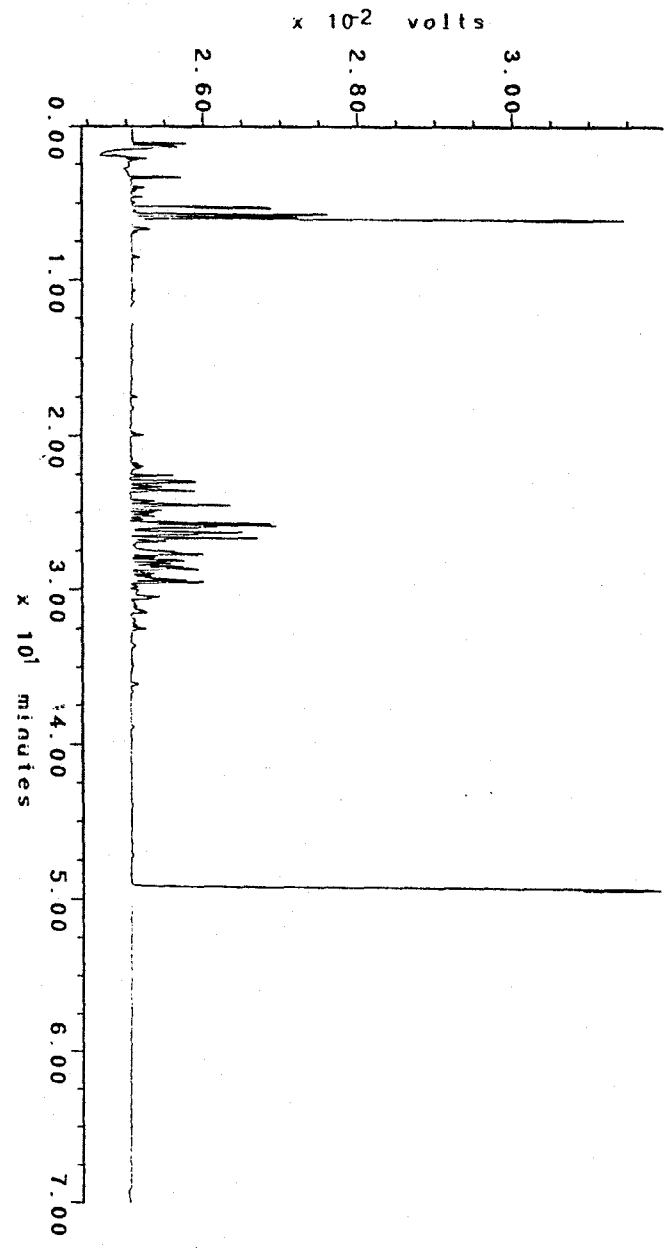

NORTHEAST ANALYTICAL, INC.

301 NOTT STREET
SCHENECTADY, NY 12305
(518) 346-4592

PCB SUMMARY REPORT

NEA FILE NAME: AB09404.hrs

CUSTOMER: GENERAL ELECTRIC COMPANY (QEA)
SAMPLE DESCRIPTION: STA15-SUR(MS)
COMMENT: 1999 CSPCB SPMD SAMPLES PROJECT GENHUD #150 COC:12/17/98
DATE ACQUIRED: 12-JAN-1999 19:51

Total PCBs in Sample= 111.92 Total ug

PCB Homolog Distribution

Homologs	Wt. %	Mole %
Mono	0.38	0.53
Di	18.01	21.06
Tri	45.15	46.10
Tetra	29.75	26.94
Penta	5.65	4.58
Hexa	1.01	0.75
Hepta	0.06	0.04
Octa	0.00	0.00
Nona	0.00	0.00
Deca	0.00	0.00

NOMINAL 'AROCLOR' Distribution

Aroclor	Indicator Peak (PK#/IUPAC#)	Amount Total ug	Percent SEDIMENT	Percent BIOTA
A1221	2/001	0.4231	2.9	2.9
A1242	23+24/31+28	13.1477	90.1	91.2
A1254SED	61/110	1.0187	7.0	
A1254BIO	***/###	0.8409		5.8
A1260	102/180	0.0075	0.1	0.1
A1268	115/194	0.0000	0.0	0.0

***/###:69+75+82/149+153+138

:tho Cl / biphenyl Residue = 1.45

Meta + Para Cl / biphenyl Residue = 1.71

TOTAL Cl / biphenyl Residue = 3.16

000192

311707

NORTHEAST ANALYTICAL, INC.

301 NOTT STREET
SCHENECTADY, NY 12305
(518) 346-4592

PCB CONGENER AMOUNT REPORT

NEA FILE NAME: AB09404.mol

CUSTOMER: GENERAL ELECTRIC COMPANY (QEA)
SAMPLE DESCRIPTION: STA15-SUR(MS)
COMMENT: 1999 CSPCB SPMD SAMPLES PROJECT GENHUD #150 COC:12/17/98
DATE ACQUIRED: 12-JAN-1999 19:51

TYPE FOR MIXED PEAK DECONVOLUTION= S

PEAK NO.	RETENTION TIME	MOLECULAR WT.	PEAK AREA	AMOUNT (Total ug)	Nanomoles
1	0.00	154.20	0.0	0.00000	0.00000
2	17.67	188.70	34.3	0.42309	2.24213
3	0.00	188.70	0.0	0.00000	0.00000
4	0.00	188.70	0.0	0.00000	0.00000
5	19.94	223.10	572.7	2.72271	12.20399
6	20.93	223.10	806.0	0.52160	2.33796
7	21.26	223.10	1022.3	1.40647	6.30421
8	21.46	223.10	5096.6	13.76638	61.70497
9	0.00	223.10	0.0	0.00000	0.00000
10	22.10	257.50	732.7	0.64201	2.49324
11	0.00	257.50	0.0	0.00000	0.00000
12	0.00	223.10	0.0	0.00000	0.00000
13	22.81	223.10	93.0	0.08123	0.36410
14	22.95	249.00	7311.1	6.67465	26.80582
15	23.03	257.50	4075.3	7.41814	28.80831
16	23.30	257.50	1266.4	0.61694	2.39588
17	23.53	257.50	7879.9	7.62804	29.62346
18	0.00	257.50	0.0	0.00000	0.00000
19	23.95	267.90	103.5	0.16769	0.62594
20	24.11	257.50	176.5	0.08430	0.32738
21	24.22	257.50	2240.5	1.59893	6.20944
22	24.29	257.50	1419.1	0.72259	2.80617
23	24.47	257.50	9515.9	6.13934	23.84210
24	24.50	257.50	13572.3	7.00834	27.21685
25	24.80	259.50	9597.9	6.84450	26.37572
	25.00	258.70	6899.2	4.76027	18.40073
27	25.19	292.00	1541.7	1.04873	3.59154
28	0.00	257.50	0.0	0.00000	0.00000
29	25.42	292.00	599.0	0.46413	1.58949
30	0.00	257.50	0.0	0.00000	0.00000
31	25.68	292.00	4551.4	4.81687	16.49613
32	25.81	292.00	4638.4	2.36381	8.09524

000193

311708

33	25.90	292.00	2078.6	0.73641	2.52195
34	25.95	292.00	2086.5	0.98655	3.37860
35	0.00	292.00	0.0	0.00000	0.00000
36	26.13	257.50	75.5	0.15918	0.61817
37	26.27	292.00	6190.5	3.89284	13.33164
38	26.37	272.40	5477.5	4.06219	14.91259
39	26.65	292.00	8079.6	3.62788	12.42425
[illegible]	0.00	292.00	0.0	0.00000	0.00000
[illegible]	26.78	326.40	35.1	0.06874	0.21060
42	26.85	292.00	1928.7	1.03870	3.55719
43	27.05	298.90	74.8	0.09798	0.32780
44	27.19	298.90	441.0	0.15104	0.50532
45	27.31	292.00	463.7	0.16730	0.57295
46	27.44	292.00	4000.4	1.26126	4.31938
47	27.54	292.00	6695.0	2.73319	9.36024
48	27.63	293.50	8435.5	5.08095	17.31158
49	27.87	324.70	764.5	0.39079	1.20354
50	28.10	292.00	7921.4	2.74368	9.39616
51	28.28	326.40	1053.9	1.13415	3.47472
52	28.35	326.40	102.8	0.05327	0.16320
53	28.47	326.40	1399.4	0.75907	2.32558
54	28.62	326.40	998.9	0.33106	1.01428
55	28.83	326.40	52.3	0.00942	0.02886
56	28.90	326.40	211.1	0.10019	0.30695
57	29.06	326.40	861.2	0.30922	0.94737
58	29.19	326.40	1482.6	0.60545	1.85493
59	29.31	326.40	951.8	0.30763	0.94249
60	29.43	360.90	525.3	0.24585	0.68121
61	29.50	315.80	2136.1	1.01866	3.22565
62	0.00	360.90	0.0	0.00000	0.00000
63	29.79	326.40	652.7	0.22971	0.70377
64	30.03	360.90	83.8	0.04063	0.11258
65	30.18	350.50	172.6	0.04845	0.13823
	0.00	360.90	0.0	0.00000	0.00000
67	30.25	336.80	179.2	0.08216	0.24394
68	30.33	326.40	45.8	0.03782	0.11587
69	30.43	337.50	1533.2	0.65986	1.95514
70	0.00	360.90	0.0	0.00000	0.00000
71	30.78	347.80	184.2	0.06099	0.17536
72	30.97	336.80	48.4	0.01197	0.03554
73	31.20	360.90	35.0	0.01407	0.03899
74	31.30	347.80	1536.0	0.41394	1.19017
75	31.45	360.90	174.6	0.06439	0.17842
76	0.00	360.90	0.0	0.00000	0.00000
77	31.92	360.90	66.1	0.03229	0.08947
78	32.03	395.30	65.2	0.03234	0.08181
79	32.18	360.90	13.3	0.00977	0.02707
80	32.25	360.90	30.8	0.00643	0.01782
81	0.00	395.30	0.0	0.00000	0.00000
82	32.49	360.90	338.7	0.11669	0.32333
83	32.65	360.90	19.3	0.00525	0.01455
84	32.84	360.90	43.8	0.00305	0.00845
85	0.00	395.30	0.0	0.00000	0.00000
86	0.00	360.90	0.0	0.00000	0.00000
87	0.00	395.30	0.0	0.00000	0.00000
88	33.51	395.30	25.8	0.01001	0.02532
89	33.65	360.90	58.7	0.01236	0.03425
90	33.84	395.30	9.0	0.00325	0.00822
91	34.04	360.90	16.5	0.00449	0.01244
	0.00	394.30	0.0	0.00000	0.00000
93	34.68	394.30	12.2	0.00451	0.01144
94	0.00	394.30	0.0	0.00000	0.00000
95	35.18	382.20	27.0	0.00928	0.02428
96	0.00	429.80	0.0	0.00000	0.00000
97	0.00	360.90	0.0	0.00000	0.00000
98	0.00	395.30	0.0	0.00000	0.00000

99	0.00	429.80	0.0	0.00000	0.00000
100	0.00	395.30	0.0	0.00000	0.00000
101	0.00	429.80	0.0	0.00000	0.00000
102	36.60	395.30	25.1	0.00748	0.01892
103	0.00	395.30	0.0	0.00000	0.00000
104	0.00	395.30	0.0	0.00000	0.00000
105	0.00	429.80	0.0	0.00000	0.00000
106	38.46	395.30	4.9	0.00090	0.00228
107	0.00	395.30	0.0	0.00000	0.00000
108	0.00	429.80	0.0	0.00000	0.00000
109	0.00	429.80	0.0	0.00000	0.00000
110	0.00	429.80	0.0	0.00000	0.00000
111	0.00	395.30	0.0	0.00000	0.00000
112	0.00	429.80	0.0	0.00000	0.00000
113	0.00	464.20	0.0	0.00000	0.00000
114	0.00	464.20	0.0	0.00000	0.00000
115	0.00	429.80	0.0	0.00000	0.00000
116	0.00	429.80	0.0	0.00000	0.00000
117	0.00	464.20	0.0	0.00000	0.00000
118	0.00	498.60	0.0	0.00000	0.00000

CONCENTRATION = 111.915 Total ug.

TOTAL MICROMOLES = 0.4254

AVERAGE MOLECULAR WEIGHT = 263.1

NUMBER OF CALIBRATED PEAKS FOUND= 76

INTERNAL STANDARD RETENTION TIME = 49.39 MINUTES

INTERNAL STANDARD PEAK AREA = 78105.0

NORTHEAST ANALYTICAL, INC.

301 NOTT STREET
SCHENECTADY, NY 12305
(518) 346-4592

CONGENER WEIGHT and MOLE REPORT

NEA FILE NAME: AB09404.mol

CUSTOMER: GENERAL ELECTRIC COMPANY (QEA)
SAMPLE DESCRIPTION: STA15-SUR(MS)
COMMENT: 1999 CSPCB SPMD SAMPLES PROJECT GENHUD #150 COC:12/17/98
DATE ACQUIRED: 12-JAN-1999 19:51

TYPE FOR MIXED PEAK DECONVOLUTION= S

PEAK#	RET. TIME	T-CL:O-CL	IUPAC#	RRT	CONGENERS	WEIGHT %	MOLE %	PEAK#
	0.00	0:0	000	.0997	BIPHENYL	0.000	0.000	1
2	17.67	1:1	001	.1544	2	0.378	0.527	2
3	0.00	1:0	002	.1937	3	0.000	0.000	3
4	0.00	1:0	003	.1975	4	0.000	0.000	4
5	19.94	2:2	004 010	.2245	22' ; 26	2.433	2.869	5
6	20.93	2:1	007 009	.2566	24 ; 25	0.466	0.550	6
7	21.26	2:1	006	.2709	23'	1.257	1.482	7
8	21.46	2:1	005 008	.2785	23 ; 24'	12.301	14.506	8
9	0.00	2:0	014	.2973	35	0.000	0.000	9
10	22.10	3:3	019	.3045	22'6	0.574	0.586	10
11	0.00	3:2	030	.3165	246	0.000	0.000	11
12	0.00	2:0	011	.3238	33'	0.000	0.000	12
13	22.81	2:0	012 013	.3297	34 ; 34'	0.073	0.086	13
14	22.95	3:2 2:0	018 015	.3387	22'5 ; 44'	5.964	6.302	14
15	23.03	3:2	017	.3398	22'4	6.628	6.773	15
16	23.30	3:2	024 027	.3508	236 ; 23'6	0.551	0.563	16
17	23.53	3:2	016 032	.3625	22'3 ; 24'6	6.816	6.964	17
18	0.00	3:1	023	.3770	235	0.000	0.000	18
19	23.95	3:1 4:4	034 054	.3800	2'35 ; 22'66'	0.150	0.147	19
20	24.11	3:1	029	.3820	245	0.075	0.077	20
21	24.22	3:1	026	.3911	23'5	1.429	1.460	21
22	24.29	3:1	025	.3937	23'4	0.646	0.660	22
23	24.47	3:1	031	.4024	24'5	5.486	5.605	23
24	24.50	3:1 4:3	028 050	.4031	244' ; 22'46	6.262	6.398	24
25	24.80	3:1 4:3	021 033	.4170	233' ; 234 ; 22'56'	6.116	6.201	25
26	25.00	3:1 4:3	022 051	.4267	234' ; 22'46'	4.253	4.326	26
	25.19	4:3	045	.4334	22'36	0.937	0.844	27
28	0.00	3:1	036	.4379	33'5	0.000	0.000	28
29	25.42	4:3	046	.4450	22'36'	0.415	0.374	29
30	0.00	3:1	039	.4488	34'5	0.000	0.000	30
31	25.68	4:2	052 073	.4554	22'55' ; 23'5'6	4.304	3.878	31

000196

311711

PEAK#	RET. TIME	T-CL:O-CL	IUPAC#	RRT	CONGENERS	WEIGHT %	MOLE %	PEAK#
2	25.81	4:2	049	.4610	22'45	2.112	1.903	32
33	25.90	4:2	047	.4639	22'44'	0.658	0.593	33
34	25.95	4:2	048 075	.4651	22'45 ; 244'6	0.882	0.794	34
35	0.00	4:2	065 062	.4865	2346 ; 2356	0.000	0.000	35
36	26.13	3:0	035	.4738	33'4	0.142	0.145	36
37	26.27	5:4 4:2	104 044	.4832	22'466' ; 22'35'	3.478	3.134	37
38	26.37	3:0 4:2	037 042	.4870	344' ; 22'34' ; 233'6	3.630	3.506	38
39	26.65	4:2	064 071	.4990	23'34 ; 234'6 ; 23'4'6 +	3.242	2.921	39
40	0.00	4:1	068	.5040	23'45' ?	0.000	0.000	40
41	26.78	5:4	096	.5057	22'366'	0.061	0.050	41
42	26.85	4:2	040	.5102	22'33'	0.928	0.836	42
43	27.05	5:3 4:1	103 057	.5155	22'45'6 ; 233'5	0.088	0.077	43
44	27.19	5:3 4:1	100 067	.5212	22'44'6 ; 23'4'5	0.135	0.119	44
45	27.31	4:1	058 063	.5267	233'5' ; 234'5	0.149	0.135	45
46	27.44	4:1 5:3	074 094	.5340	244'5 ; 22'356'	1.127	1.015	46
47	27.54	4:1	070 061	.5407	23'4'5 ; 2'345 ; 2345?	2.442	2.201	47
48	27.63	4:1 5:3	066 095	.5447	23'44' ; 22'356 ; 22'35'6	4.540	4.070	48
49	27.87	5:3 4:1	091 098	.5549	22'34'6 ; 22'3'46 ; 233'4	0.349	0.283	49
50	28.10	4:1	056 060	.5676	233'4' ; 2344'	2.452	2.209	50
51	28.28	6:4 5:3	155 084	.5666	22'44'66' ; 22'33'6; 22'355'	1.013	0.817	51
52	28.35	5:3	089	.5779	22'346'	0.048	0.038	52
53	28.47	5:2	101 090	.5814	22'34'5 ; 22'455'	0.678	0.547	53
54	28.62	5:2	099	.5880	22'44'5	0.296	0.238	54
55	28.83	6:4 5:2	150 112	.5969	22'34'66' ; 233'56 ; 23'44'6	0.008	0.007	55
56	28.90	5:2	083 109	.6029	22'33'5 ; 233'46	0.090	0.072	56
	29.06	6:4 5:2	152 097	.6062	22'3566' ; 22'345 ; 22'3'45	0.276	0.223	57
58	29.19	5:2	087 111	.6175	22'345' ; 233'55' ; 2344'6	0.541	0.436	58
59	29.31	5:2	085 116	.6224	22'344' ; 23456?	0.275	0.222	59
60	29.43	6:4	136	.6257	22'33'66'	0.220	0.160	60
61	29.50	4:0 5:2	077 110	.6295	33'44' ; 233'4'6	0.910	0.758	61
62	0.00	6:3	154	.6349	22'44'56'	0.000	0.000	62
63	29.79	5:2	082	.6453	22'33'4	0.205	0.165	63
64	30.03	6:3	151	.6499	22'355'6	0.036	0.026	64
65	30.18	6:3 5:1	135 124	.6563	22'33'56' ; 2'344'5	0.043	0.032	65
66	0.00	6:3	144	.6584	22'345'6	0.000	0.000	66
67	30.25	5:1 6:3	107 108	.6628	233'4'5 ; 233'45' ; 22'34'56	0.073	0.057	67
68	30.33	5:1	123	.6658	2'344'5	0.034	0.027	68
69	30.43	6:3 5:1	149 118	.6672	22'34'5'6 ; 23'44'5 ; 233'45	0.590	0.460	69
70	0.00	6:3	139 140	.6707	22'344'6 ; 22'344'6'	0.000	0.000	70
71	30.78	6:3 5:1	134 143	.6796	22'33'56' ; 22'3456'; 2344'5	0.054	0.041	71
72	30.97	5:1 6:3	122 131	.6871	2'33'45; 22'33'46;22'33'55'+	0.011	0.008	72
73	31.20	6:2	146 161	.6955	22'34'55' ; 233'45'6	0.013	0.009	73
74	31.30	6:3 5:1	132 105	.7035	22'33'46' ; 233'44'	0.370	0.280	74
75	31.45	6:2	153	.7036	22'44'55'	0.058	0.042	75
76	0.00	6:2	168	.7068	23'44'5'6	0.000	0.000	76
77	31.92	6:2	141	.7203	22'3455'	0.029	0.021	77
78	32.03	7:4	179	.7205	22'33'566'	0.029	0.019	78
79	32.18	6:2	130	.7284	22'33'45'	0.009	0.006	79
80	32.25	6:2	137	.7329	22'344'5	0.006	0.004	80
81	0.00	7:4	176	.7305	22'33'466'	0.000	0.000	81
82	32.49	6:2	138 163	.7403	22'344'5' ; 233'4'56 ; +2	0.104	0.076	82
	32.65	6:2	158	.7429	233'44'6	0.005	0.003	83
84	32.84	6:2	129	.7501	22'33'45	0.003	0.002	84
85	0.00	7:3	178	.7537	22'33'55'6	0.000	0.000	85
86	0.00	6:2	166	.7572	2344'56	0.000	0.000	86
87	0.00	7:3	175	.7611	22'33'45'6	0.000	0.000	87

000197

311712

PEAK#	RET. TIME	T-CL:O-CL	IUPAC#	RRT	CONGENERS	WEIGHT %	MOLE %	PEAK#
3	33.51	7:3	187 182	.7653	22'34'55'6 ; 22'344'56'	0.009	0.006	88
89	33.65	6:2	128	.7761	22'33'44'	0.011	0.008	89
90	33.84	7:3	183	.7720	22'344'5'6	0.003	0.002	90
91	34.04	6:1	167	.7814	23'44'55'	0.004	0.003	91
92	0.00	7:3	185	.7848	22'3455'6	0.000	0.000	92
93	34.68	7:3	174 181	.7965	22'33'456' ; 22'344'56	0.004	0.003	93
94	0.00	7:3	177	.8031	22'33'4'56	0.000	0.000	94
95	35.18	7:3 6:1	171 156	.8105	22'33'44'6 ; 233'44'5	0.008	0.006	95
96	0.00	8:4	202	.8089	22'33'55'66'	0.000	0.000	96
97	0.00	6:1	157	.8184	233'44'5'	0.000	0.000	97
98	0.00	7:3	173	.8152	22'33'456	0.000	0.000	98
99	0.00	8:4	200 204	.8197	22'33'45'66' ; 22'344'566'	0.000	0.000	99
100	0.00	7:2	172 192	.8278	22'33'455' ; 233'455'6	0.000	0.000	100
101	0.00	8:4	197	.8293	22'33'44'66'	0.000	0.000	101
102	36.60	7:2	180	.8362	22'344'55'	0.007	0.004	102
103	0.00	7:2	193	.8397	233'4'55'6	0.000	0.000	103
104	0.00	7:2	191	.8447	233'44'5'6	0.000	0.000	104
105	0.00	8:4	199	.8494	22'33'4566'	0.000	0.000	105
106	38.46	7:2	170	.8740	22'33'44'5	0.001	0.001	106
107	0.00	7:2	190	.8740	233'44'56	0.000	0.000	107
108	0.00	8:3	198	.8845	22'33'455'6	0.000	0.000	108
109	0.00	8:3	201	.8875	22'33'4'55'6	0.000	0.000	109
110	0.00	8:3	196 203	.8935	22'33'44'5'6 ; 22'344'55'6	0.000	0.000	110
111	0.00	7:1	189	.9142	233'44'55'	0.000	0.000	111
112	0.00	8:3	195	.9321	22'33'44'56	0.000	0.000	112
3	0.00	9:4	208	.9320	22'33'455'66'	0.000	0.000	113
114	0.00	9:4	207	.9423	22'33'44'566'	0.000	0.000	114
115	0.00	8:2	194	.9620	22'33'44'55'	0.000	0.000	115
116	0.00	8:2	205	.9678	233'44'55'6	0.000	0.000	116
117	0.00	9:3	206	1.010	22'33'44'55'6	0.000	0.000	117
118	0.00	10:4	209	1.050	22'33'44'55'66'	0.000	0.000	118

CONCENTRATION = 111.915 Total ug

TOTAL MICROMOLES = 0.4254

AVERAGE MOLECULAR WEIGHT = 263.1

NUMBER OF CALIBRATED PEAKS FOUND= 76

Sample: STA15-SUR(MS) Channel: detector 1 Filename: AB9404RE
Acquired: 12-JAN-99 19:51 Method: J:\MAX99\GC9\QEA0112A Operator: REW
Dilution: 1 : 100.000 Amount: 1.000
Comments: NORTHEAST ANALYTICAL 301 NOTT STREET SCHENECTADY, NY 518-346-4592

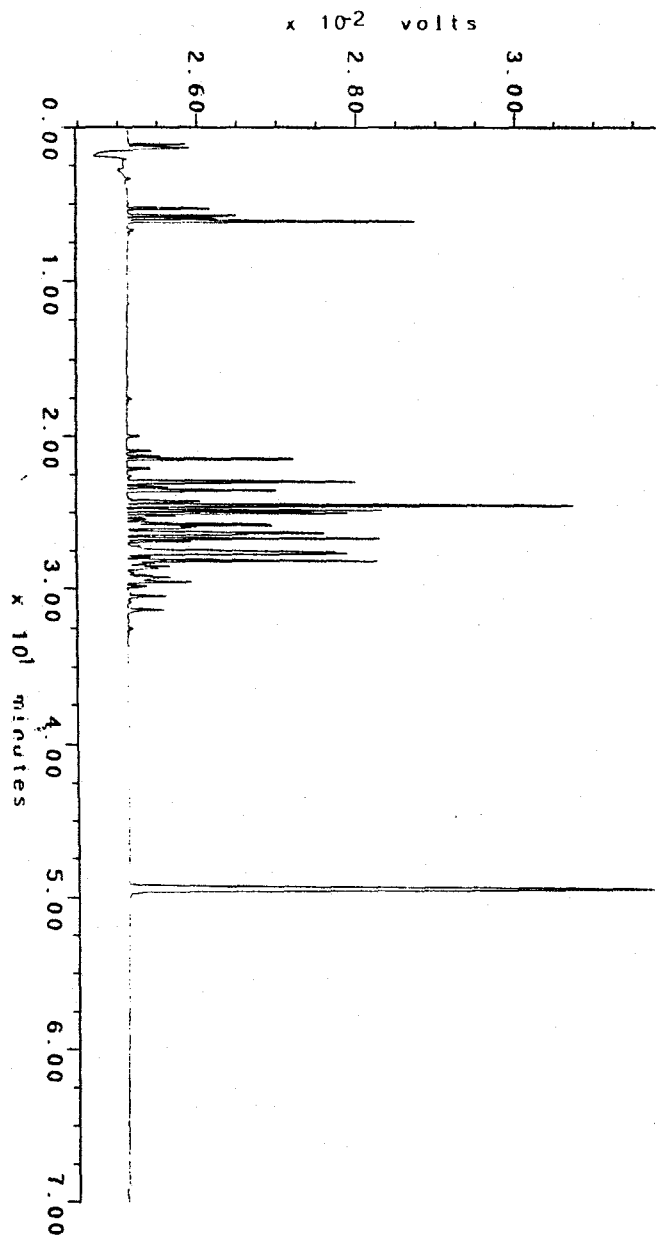

NORTHEAST ANALYTICAL, INC.

301 NOTT STREET
SCHENECTADY, NY 12305
(518) 346-4592

PCB SUMMARY REPORT

NEA FILE NAME: AB09405.hrs

CUSTOMER: GENERAL ELECTRIC COMPANY (QEA)
SAMPLE DESCRIPTION: STA15-BOT
COMMENT: 1999 CSPCB SPMD SAMPLES PROJECT GENHUD #150 COC:12/17/98
DATE ACQUIRED: 8-JAN-1999 23:57

Total PCBs in Sample= 3.54 Total ug

PCB Homolog Distribution

Homologs	Wt. %	Mole %
Mono	0.00	0.00
Di	2.26	2.74
Tri	32.29	35.72
Tetra	43.29	42.37
Penta	18.74	16.46
Hexa	2.96	2.38
Hepta	0.45	0.33
Octa	0.00	0.00
Nona	0.00	0.00
Deca	0.00	0.00

NOMINAL 'AROCLOR' Distribution

Aroclor	Indicator Peak (PK#/IUPAC#)	Amount Total ug	Percent SEDIMENT	Percent BIOTA
A1221	2/001	0.0000	0.0	0.0
A1242	23+24/31+28	0.2300	66.7	71.3
A1254SED	61/110	0.1114	32.3	
A1254BIO	***/###	0.0889		27.6
A1260	102/180	0.0036	1.1	1.1
A1268	115/194	0.0000	0.0	0.0

***/###:69+75+82/149+153+138

-tho Cl / biphenyl Residue = 1.80

Meta + Para Cl / biphenyl Residue = 2.01

TOTAL Cl / biphenyl Residue = 3.81

000200

311715

NORTHEAST ANALYTICAL, INC.

301 NOTT STREET
SCHENECTADY, NY 12305
(518) 346-4592

PCB CONGENER AMOUNT REPORT

NEA FILE NAME: AB09405.mol

CUSTOMER: GENERAL ELECTRIC COMPANY (QEA)
SAMPLE DESCRIPTION: STA15-BOT
COMMENT: 1999 CSPCB SPMD SAMPLES PROJECT GENHUD #150 COC:12/17/98
DATE ACQUIRED: 8-JAN-1999 23:57

TYPE FOR MIXED PEAK DECONVOLUTION= S

PEAK NO.	RETENTION TIME	MOLECULAR WT.	PEAK AREA	AMOUNT (Total ug)	Nanomoles
1	0.00	154.20	0.0	0.00000	0.00000
2	0.00	188.70	0.0	0.00000	0.00000
3	0.00	188.70	0.0	0.00000	0.00000
4	0.00	188.70	0.0	0.00000	0.00000
5	19.97	223.10	48.5	0.02327	0.10430
6	20.93	223.10	5.1	0.00034	0.00152
7	21.26	223.10	26.6	0.00369	0.01654
8	21.46	223.10	52.4	0.01426	0.06392
9	0.00	223.10	0.0	0.00000	0.00000
10	22.10	257.50	271.9	0.02402	0.09328
11	0.00	257.50	0.0	0.00000	0.00000
12	0.00	223.10	0.0	0.00000	0.00000
13	0.00	223.10	0.0	0.00000	0.00000
14	22.95	249.00	1678.8	0.15453	0.62060
15	23.03	257.50	1494.1	0.27420	1.06485
16	23.31	257.50	924.7	0.04542	0.17639
17	23.57	257.50	2044.9	0.19958	0.77507
18	0.00	257.50	0.0	0.00000	0.00000
19	23.95	267.90	46.7	0.00762	0.02844
20	24.08	257.50	20.0	0.00096	0.00373
21	24.22	257.50	604.9	0.04352	0.16901
22	24.29	257.50	366.5	0.01882	0.07309
23	24.47	257.50	1459.2	0.09492	0.36862
24	24.51	257.50	2595.0	0.13510	0.52466
25	24.84	259.50	954.2	0.06860	0.26435
[illegible]	25.00	258.70	620.2	0.04314	0.16676
[illegible]7	25.19	292.00	679.5	0.04660	0.15959
[illegible]3	0.00	257.50	0.0	0.00000	0.00000
29	25.43	292.00	356.1	0.02782	0.09527
30	0.00	257.50	0.0	0.00000	0.00000
31	25.68	292.00	3591.2	0.38319	1.31229
32	25.81	292.00	3877.3	0.19922	0.68226

000201

311716

33	25.91	292.00	2194.6	0.07839	0.26846
34	25.95	292.00	530.1	0.02527	0.08654
35	0.00	292.00	0.0	0.00000	0.00000
36	26.13	257.50	11.5	0.00245	0.00951
37	26.27	292.00	2925.7	0.18550	0.63527
38	26.37	272.40	1800.5	0.13462	0.49420
39	26.65	292.00	3535.9	0.16007	0.54818
40	0.00	292.00	0.0	0.00000	0.00000
41	26.78	326.40	69.9	0.01381	0.04231
42	26.86	292.00	981.6	0.05330	0.18253
43	27.06	298.90	106.9	0.01412	0.04724
44	27.22	298.90	158.8	0.00548	0.01833
45	27.31	292.00	119.1	0.00433	0.01483
46	27.44	292.00	508.2	0.01615	0.05531
47	27.55	292.00	1091.6	0.04493	0.15387
48	27.68	293.50	3007.5	0.18264	0.62228
49	27.87	324.70	623.4	0.03213	0.09895
50	28.09	292.00	1466.7	0.05122	0.17541
51	28.28	326.40	1453.9	0.15774	0.48327
52	28.36	326.40	141.9	0.00741	0.02270
53	28.48	326.40	1710.2	0.09353	0.28655
54	28.63	326.40	1676.7	0.05603	0.17166
55	28.83	326.40	53.7	0.00098	0.00300
56	28.91	326.40	524.7	0.02510	0.07690
57	29.07	326.40	569.2	0.02061	0.06314
58	29.19	326.40	729.1	0.03002	0.09197
59	29.34	326.40	1645.5	0.05362	0.16428
60	29.40	360.90	117.8	0.00556	0.01541
61	29.50	315.80	2316.6	0.11138	0.35269
62	0.00	360.90	0.0	0.00000	0.00000
63	29.79	326.40	160.3	0.00569	0.01743
64	30.03	360.90	227.4	0.01111	0.03078
65	30.15	350.50	114.2	0.00323	0.00922
[illegible]	0.00	360.90	0.0	0.00000	0.00000
67	30.26	336.80	79.8	0.00369	0.01096
68	30.32	326.40	51.8	0.00432	0.01324
69	30.42	337.50	1067.0	0.04630	0.13719
70	0.00	360.90	0.0	0.00000	0.00000
71	30.77	347.80	95.7	0.00319	0.00917
72	30.96	336.80	33.6	0.00084	0.00249
73	31.20	360.90	93.1	0.00377	0.01045
74	31.32	347.80	377.4	0.01025	0.02947
75	31.45	360.90	517.2	0.01923	0.05328
76	0.00	360.90	0.0	0.00000	0.00000
77	31.92	360.90	93.1	0.00459	0.01272
78	0.00	395.30	0.0	0.00000	0.00000
79	32.18	360.90	31.4	0.00234	0.00648
80	32.26	360.90	207.4	0.00436	0.01208
81	0.00	395.30	0.0	0.00000	0.00000
82	32.51	360.90	673.6	0.02339	0.06481
83	32.66	360.90	39.6	0.00109	0.00302
84	32.84	360.90	30.8	0.00022	0.00061
85	33.16	395.30	7.6	0.00050	0.00126
86	0.00	360.90	0.0	0.00000	0.00000
87	0.00	395.30	0.0	0.00000	0.00000
88	33.55	395.30	114.8	0.00449	0.01136
89	33.66	360.90	103.2	0.00219	0.00607
90	33.83	395.30	24.8	0.00091	0.00230
91	0.00	360.90	0.0	0.00000	0.00000
[illegible]	0.00	394.30	0.0	0.00000	0.00000
93	34.69	394.30	55.4	0.00206	0.00522
94	34.92	394.30	95.0	0.00390	0.00989
95	35.20	382.20	28.4	0.00098	0.00256
96	0.00	429.80	0.0	0.00000	0.00000
97	0.00	360.90	0.0	0.00000	0.00000
98	0.00	395.30	0.0	0.00000	0.00000

99	0.00	429.80	0.0	0.00000	0.00000
100	0.00	395.30	0.0	0.00000	0.00000
101	0.00	429.80	0.0	0.00000	0.00000
102	36.60	395.30	120.9	0.00363	0.00918
103	0.00	395.30	0.0	0.00000	0.00000
104	0.00	395.30	0.0	0.00000	0.00000
105	0.00	429.80	0.0	0.00000	0.00000
5	0.00	395.30	0.0	0.00000	0.00000
107	0.00	395.30	0.0	0.00000	0.00000
108	0.00	429.80	0.0	0.00000	0.00000
109	0.00	429.80	0.0	0.00000	0.00000
110	0.00	429.80	0.0	0.00000	0.00000
111	0.00	395.30	0.0	0.00000	0.00000
112	0.00	429.80	0.0	0.00000	0.00000
113	0.00	464.20	0.0	0.00000	0.00000
114	0.00	464.20	0.0	0.00000	0.00000
115	0.00	429.80	0.0	0.00000	0.00000
116	0.00	429.80	0.0	0.00000	0.00000
117	0.00	464.20	0.0	0.00000	0.00000
118	0.00	498.60	0.0	0.00000	0.00000

CONCENTRATION = 3.541 Total ug

TOTAL MICROMOLES = 0.0124

AVERAGE MOLECULAR WEIGHT = 285.1

NUMBER OF CALIBRATED PEAKS FOUND= 73

INTERNAL STANDARD RETENTION TIME = 49.40 MINUTES

INTERNAL STANDARD PEAK AREA = 77468.1

NORTHEAST ANALYTICAL, INC.

301 NOTT STREET
SCHENECTADY, NY 12305
(518) 346-4592

CONGENER WEIGHT and MOLE REPORT

NEA FILE NAME: AB09405.mol

CUSTOMER: GENERAL ELECTRIC COMPANY (QEA)
SAMPLE DESCRIPTION: STA15-BOT
COMMENT: 1999 CSPCB SPMD SAMPLES PROJECT GENHUD #150 COC:12/17/98
DATE ACQUIRED: 8-JAN-1999 23:57

TYPE FOR MIXED PEAK DECONVOLUTION= S

PEAK#	RET. TIME	T-CL:O-CL	IUPAC#	RRT	CONGENERS	WEIGHT %	MOLE %	PEAK#
	0.00	0:0	000	.0997	BIPHENYL	0.000	0.000	1
2	0.00	1:1	001	.1544	2	0.000	0.000	2
3	0.00	1:0	002	.1937	3	0.000	0.000	3
4	0.00	1:0	003	.1975	4	0.000	0.000	4
5	19.97	2:2	004 010	.2245	22' ; 26	0.657	0.840	5
6	20.93	2:1	007 009	.2566	24 ; 25	0.010	0.012	6
7	21.26	2:1	006	.2709	23'	0.104	0.133	7
8	21.46	2:1	005 008	.2785	23 ; 24'	0.403	0.515	8
9	0.00	2:0	014	.2973	35	0.000	0.000	9
10	22.10	3:3	019	.3045	22'6	0.678	0.751	10
11	0.00	3:2	030	.3165	246	0.000	0.000	11
12	0.00	2:0	011	.3238	33'	0.000	0.000	12
13	0.00	2:0	012 013	.3297	34 ; 34'	0.000	0.000	13
14	22.95	3:2 2:0	018 015	.3387	22'5 ; 44'	4.363	4.997	14
15	23.03	3:2	017	.3398	22'4	7.743	8.573	15
16	23.31	3:2	024 027	.3508	236 ; 23'6	1.283	1.420	16
17	23.57	3:2	016 032	.3625	22'3 ; 24'6	5.635	6.240	17
18	0.00	3:1	023	.3770	235	0.000	0.000	18
19	23.95	3:1 4:4	034 054	.3800	2'35 ; 22'66'	0.215	0.229	19
20	24.08	3:1	029	.3820	245	0.027	0.030	20
21	24.22	3:1	026	.3911	23'5	1.229	1.361	21
22	24.29	3:1	025	.3937	23'4	0.531	0.588	22
23	24.47	3:1	031	.4024	24'5	2.680	2.968	23
24	24.51	3:1 4:3	028 050	.4031	244' ; 22'46	3.815	4.224	24
25	24.84	3:1 4:3	021 033	.4170	233' ; 234 ; 22'56'	1.937	2.128	25
26	25.00	3:1 4:3	022 051	.4267	234' ; 22'46'	1.218	1.343	26
	25.19	4:3	045	.4334	22'36	1.316	1.285	27
28	0.00	3:1	036	.4379	33'5	0.000	0.000	28
29	25.43	4:3	046	.4450	22'36'	0.786	0.767	29
30	0.00	3:1	039	.4488	34'5	0.000	0.000	30
31	25.68	4:2	052 073	.4554	22'55' ; 23'5'6	10.820	10.565	31

000204

311719

PEAK#	RET. TIME	T-CL:O-CL	IUPAC#	RRT	CONGENERS	WEIGHT %	MOLE %	PEAK#
32	25.81	4:2	049	.4610	22'45	5.625	5.493	32
33	25.91	4:2	047	.4639	22'44'	2.213	2.161	33
34	25.95	4:2	048 075	.4651	22'45 ; 244'6	0.714	0.697	34
35	0.00	4:2	065 062	.4865	2346 ; 2356	0.000	0.000	35
36	26.13	3:0	035	.4738	33'4	0.069	0.077	36
37	26.27	5:4 4:2	104 044	.4832	22'466' ; 22'35'	5.238	5.115	37
38	26.37	3:0 4:2	037 042	.4870	344' ; 22'34' ; 233'6	3.801	3.979	38
39	26.65	4:2	064 071	.4990	23'34 ; 234'6 ; 23'4'6 +	4.520	4.414	39
40	0.00	4:1	068	.5040	23'45' ?	0.000	0.000	40
41	26.78	5:4	096	.5057	22'366'	0.390	0.341	41
42	26.86	4:2	040	.5102	22'33'	1.505	1.470	42
43	27.06	5:3 4:1	103 057	.5155	22'45'6 ; 233'5	0.399	0.380	43
44	27.22	5:3 4:1	100 067	.5212	22'44'6 ; 23'4'5	0.155	0.148	44
45	27.31	4:1	058 063	.5267	233'5' ; 234'5	0.122	0.119	45
46	27.44	4:1 5:3	074 094	.5340	244'5 ; 22'356'	0.456	0.445	46
47	27.55	4:1	070 061	.5407	23'4'5 ; 2'345 ; 2345?	1.269	1.239	47
48	27.68	4:1 5:3	066 095	.5447	23'44' ; 22'356 ; 22'35'6	5.157	5.010	48
49	27.87	5:3 4:1	091 098	.5549	22'34'6 ; 22'3'46 ; 233'4	0.907	0.797	49
50	28.09	4:1	056 060	.5676	233'4' ; 2344'	1.446	1.412	50
51	28.28	6:4 5:3	155 084	.5666	22'44'66' ; 22'33'6; 22'355'	4.454	3.891	51
52	28.36	5:3	089	.5779	22'346'	0.209	0.183	52
53	28.48	5:2	101 090	.5814	22'34'5 ; 22'455'	2.641	2.307	53
54	28.63	5:2	099	.5880	22'44'5	1.582	1.382	54
55	28.83	6:4 5:2	150 112	.5969	22'34'66' ; 233'56 ; 23'44'6	0.028	0.024	55
56	28.91	5:2	083 109	.6029	22'33'5 ; 233'46	0.709	0.619	56
57	29.07	6:4 5:2	152 097	.6062	22'3566' ; 22'345 ; 22'3'45	0.582	0.508	57
58	29.19	5:2	087 111	.6175	22'345' ; 233'55' ; 2344'6	0.848	0.740	58
59	29.34	5:2	085 116	.6224	22'344' ; 23456?	1.514	1.323	59
60	29.40	6:4	136	.6257	22'33'66'	0.157	0.124	60
61	29.50	4:0 5:2	077 110	.6295	33'44' ; 233'4'6	3.145	2.840	61
62	0.00	6:3	154	.6349	22'44'56'	0.000	0.000	62
63	29.79	5:2	082	.6453	22'33'4	0.161	0.140	63
64	30.03	6:3	151	.6499	22'355'6	0.314	0.248	64
65	30.15	6:3 5:1	135 124	.6563	22'33'56' ; 2'344'5	0.091	0.074	65
66	0.00	6:3	144	.6584	22'345'6	0.000	0.000	66
67	30.26	5:1 6:3	107 108	.6628	233'4'5 ; 233'45' ; 22'34'56	0.104	0.088	67
68	30.32	5:1	123	.6658	2'344'5	0.122	0.107	68
69	30.42	6:3 5:1	149 118	.6672	22'34'5'6 ; 23'44'5 ; 233'45	1.307	1.104	69
70	0.00	6:3	139 140	.6707	22'344'6 ; 22'344'6'	0.000	0.000	70
71	30.77	6:3 5:1	134 143	.6796	22'33'56' ; 22'3456'; 2344'5	0.090	0.074	71
72	30.96	5:1 6:3	122 131	.6871	2'33'45; 22'33'46;22'33'55'+	0.024	0.020	72
73	31.20	6:2	146 161	.6955	22'34'55' ; 233'45'6	0.106	0.084	73
74	31.32	6:3 5:1	132 105	.7035	22'33'46' ; 233'44'	0.289	0.237	74
75	31.45	6:2	153	.7036	22'44'55'	0.543	0.429	75
76	0.00	6:2	168	.7068	23'44'5'6	0.000	0.000	76
77	31.92	6:2	141	.7203	22'3455'	0.130	0.102	77
78	0.00	7:4	179	.7205	22'33'566'	0.000	0.000	78
79	32.18	6:2	130	.7284	22'33'45'	0.066	0.052	79
80	32.26	6:2	137	.7329	22'344'5	0.123	0.097	80
81	0.00	7:4	176	.7305	22'33'466'	0.000	0.000	81
82	32.51	6:2	138 163	.7403	22'344'5' ; 233'4'56 ; +2	0.660	0.522	82
	32.66	6:2	158	.7429	233'44'6	0.031	0.024	83
84	32.84	6:2	129	.7501	22'33'45	0.006	0.005	84
85	33.16	7:3	178	.7537	22'33'55'6	0.014	0.010	85
86	0.00	6:2	166	.7572	2344'56	0.000	0.000	86
87	0.00	7:3	175	.7611	22'33'45'6	0.000	0.000	87

PEAK#	RET. TIME	T-CL:O-CL	IUPAC#	RRT	CONGENERS	WEIGHT %	MOLE %	PEAK#
88	33.55	7:3	187 182	.7653	22'34'55'6 ; 22'344'56'	0.127	0.091	88
89	33.66	6:2	128	.7761	22'33'44'	0.062	0.049	89
90	33.83	7:3	183	.7720	22'344'5'6	0.026	0.019	90
91	0.00	6:1	167	.7814	23'44'55'	0.000	0.000	91
92	0.00	7:3	185	.7848	22'3455'6	0.000	0.000	92
93	34.69	7:3	174 181	.7965	22'33'456' ; 22'344'56	0.058	0.042	93
94	34.92	7:3	177	.8031	22'33'4'56	0.110	0.080	94
95	35.20	7:3 6:1	171 156	.8105	22'33'44'6 ; 233'44'5	0.028	0.021	95
96	0.00	8:4	202	.8089	22'33'55'66'	0.000	0.000	96
97	0.00	6:1	157	.8184	233'44'5'	0.000	0.000	97
98	0.00	7:3	173	.8152	22'33'456	0.000	0.000	98
99	0.00	8:4	200 204	.8197	22'33'45'66' ; 22'344'566'	0.000	0.000	99
100	0.00	7:2	172 192	.8278	22'33'455' ; 233'455'6	0.000	0.000	100
101	0.00	8:4	197	.8293	22'33'44'66'	0.000	0.000	101
102	36.60	7:2	180	.8362	22'344'55'	0.102	0.074	102
103	0.00	7:2	193	.8397	233'4'55'6	0.000	0.000	103
104	0.00	7:2	191	.8447	233'44'5'6	0.000	0.000	104
105	0.00	8:4	199	.8494	22'33'4566'	0.000	0.000	105
106	0.00	7:2	170	.8740	22'33'44'5	0.000	0.000	106
107	0.00	7:2	190	.8740	233'44'56	0.000	0.000	107
108	0.00	8:3	198	.8845	22'33'455'6	0.000	0.000	108
109	0.00	8:3	201	.8875	22'33'4'55'6	0.000	0.000	109
110	0.00	8:3	196 203	.8935	22'33'44'5'6 ; 22'344'55'6	0.000	0.000	110
111	0.00	7:1	189	.9142	233'44'55'	0.000	0.000	111
112	0.00	8:3	195	.9321	22'33'44'56	0.000	0.000	112
113	0.00	9:4	208	.9320	22'33'455'66'	0.000	0.000	113
114	0.00	9:4	207	.9423	22'33'44'566'	0.000	0.000	114
115	0.00	8:2	194	.9620	22'33'44'55'	0.000	0.000	115
116	0.00	8:2	205	.9678	233'44'55'6	0.000	0.000	116
117	0.00	9:3	206	1.010	22'33'44'55'6	0.000	0.000	117
118	0.00	10:4	209	1.050	22'33'44'55'66'	0.000	0.000	118

CONCENTRATION = 3.541 Total ug

TOTAL MICROMOLES = 0.0124

AVERAGE MOLECULAR WEIGHT = 285.1

NUMBER OF CALIBRATED PEAKS FOUND= 73

Sample STA15-BOT Channel detector 1 Filename AB09405
Acquired 08-JAN-99 23:57 Method J:\MAX99\GC9\QEA0108A Operator REW
Dilution 1 : 10.000 Amount 1.000
Comments NORTHEAST ANALYTICAL 301 NOTT STREET SCHENECTADY, NY 518-346-4592

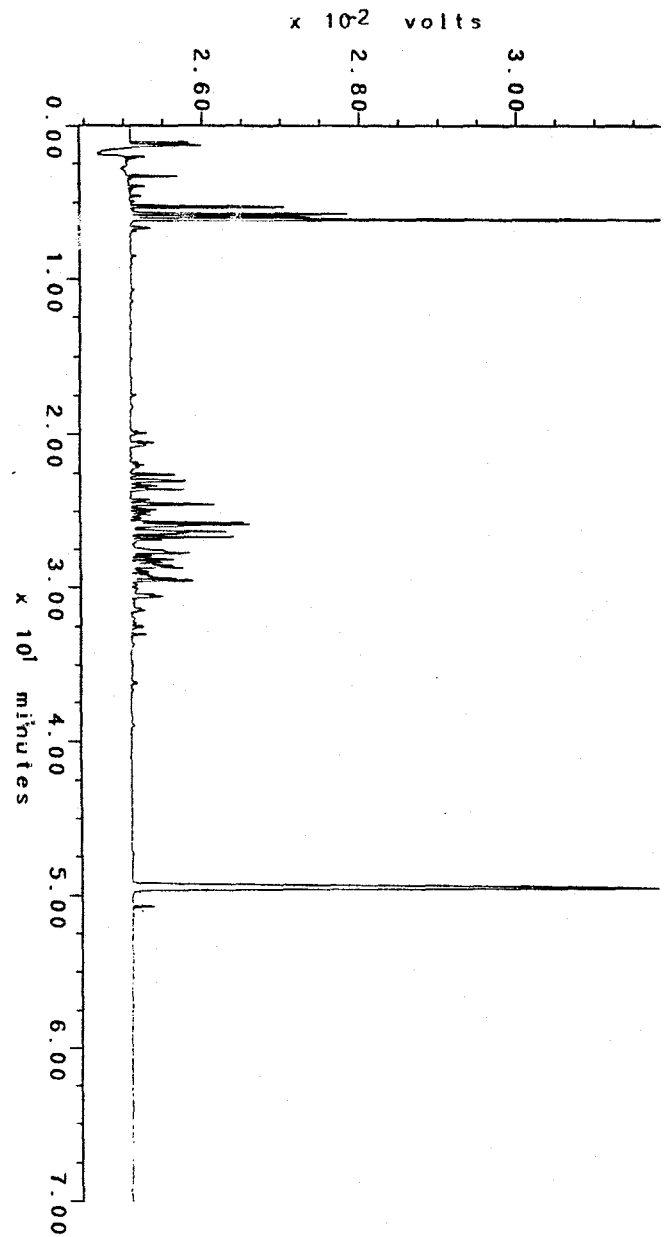

NORTHEAST ANALYTICAL, INC.

301 NOTT STREET
SCHENECTADY, NY 12305
(518) 346-4592

PCB SUMMARY REPORT

NEA FILE NAME: AB09406.hrs

CUSTOMER: GENERAL ELECTRIC COMPANY (QEA)
SAMPLE DESCRIPTION: STA16A-MID
COMMENT: 1999 CSPCB SPMD SAMPLES PROJECT GENHUD #150 COC:12/17/98
DATE ACQUIRED: 9-JAN-1999 1:18

Total PCBs in Sample= 2.12 Total ug

PCB Homolog Distribution

Homologs	Wt. %	Mole %
Mono	0.00	0.00
Di	2.70	3.33
Tri	30.28	33.67
Tetra	42.18	41.48
Penta	20.55	18.12
Hexa	3.52	2.83
Hepta	0.77	0.56
Octa	0.00	0.00
Nona	0.00	0.00
Deca	0.00	0.00

NOMINAL 'AROCLOR' Distribution

Aroclor	Indicator Peak (PK#/IUPAC#)	Amount Total ug	Percent SEDIMENT	Percent BIOTA
A1221	2/001	0.0000	0.0	0.0
A1242	23+24/31+28	0.1363	66.3	69.7
A1254SED	61/110	0.0653	31.7	
A1254BIO	***/###	0.0551		28.2
A1260	102/180	0.0041	2.0	2.1
A1268	115/194	0.0000	0.0	0.0

***/###:69+75+82/149+153+138

ortho Cl / biphenyl Residue = 1.80

Meta + Para Cl / biphenyl Residue = 2.05

TOTAL Cl / biphenyl Residue = 3.85

000208

311723

NORTHEAST ANALYTICAL, INC.

301 NOTT STREET
SCHENECTADY, NY 12305
(518) 346-4592

PCB CONGENER AMOUNT REPORT

NEA FILE NAME: AB09406.mol

CUSTOMER: GENERAL ELECTRIC COMPANY (QEA)
SAMPLE DESCRIPTION: STA16A-MID
COMMENT: 1999 CSPCB SPMD SAMPLES PROJECT GENHUD #150 COC:12/17/98
DATE ACQUIRED: 9-JAN-1999 1:18

TYPE FOR MIXED PEAK DECONVOLUTION= S

PEAK NO.	RETENTION TIME	MOLECULAR WT.	PEAK AREA	AMOUNT (Total ug)	Nanomoles
1	0.00	154.20	0.0	0.00000	0.00000
2	0.00	188.70	0.0	0.00000	0.00000
3	0.00	188.70	0.0	0.00000	0.00000
4	0.00	188.70	0.0	0.00000	0.00000
5	19.98	223.10	36.8	0.01829	0.08198
6	20.93	223.10	12.7	0.00086	0.00385
7	21.26	223.10	23.0	0.00331	0.01484
8	21.46	223.10	46.7	0.01320	0.05917
9	0.00	223.10	0.0	0.00000	0.00000
10	22.11	257.50	161.3	0.01478	0.05740
11	0.00	257.50	0.0	0.00000	0.00000
12	0.00	223.10	0.0	0.00000	0.00000
13	0.00	223.10	0.0	0.00000	0.00000
14	22.95	249.00	912.2	0.08711	0.34984
15	23.03	257.50	763.4	0.14535	0.56447
16	23.31	257.50	514.0	0.02619	0.10171
17	23.57	257.50	1079.3	0.10928	0.42439
18	0.00	257.50	0.0	0.00000	0.00000
19	23.96	267.90	13.8	0.00234	0.00873
20	24.06	257.50	20.3	0.00101	0.00392
21	24.23	257.50	343.7	0.02565	0.09961
22	24.29	257.50	211.7	0.01127	0.04377
23	24.47	257.50	900.8	0.06078	0.23604
24	24.51	257.50	1398.3	0.07552	0.29328
25	24.84	259.50	502.2	0.03746	0.14435
[illegible]	25.00	258.70	329.9	0.02381	0.09204
[illegible]1	25.19	292.00	378.9	0.02696	0.09233
[illegible]3	0.00	257.50	0.0	0.00000	0.00000
29	25.43	292.00	167.4	0.01356	0.04644
30	0.00	257.50	0.0	0.00000	0.00000
31	25.68	292.00	1990.2	0.22031	0.75449
32	25.81	292.00	2141.5	0.11415	0.39092

000209

311724

	[illegible]	[illegible]	[illegible]	0.04159	0.14243
34	25.95	292.00	314.6	0.01556	0.05329
35	0.00	292.00	0.0	0.00000	0.00000
36	26.13	257.50	18.6	0.00410	0.01592
37	26.27	292.00	1617.4	0.10638	0.36432
38	26.37	292.40	967.3	0.07503	0.27544
39	26.65	292.00	1928.4	0.09057	0.31017
	0.00	292.00	0.0	0.00000	0.00000
41	26.78	326.40	34.5	0.00708	0.02169
42	26.86	292.00	532.8	0.03001	0.10277
43	27.06	298.90	64.8	0.00889	0.02974
44	27.22	298.90	98.3	0.00352	0.01178
45	27.31	292.00	86.9	0.00328	0.01123
46	27.45	292.00	302.6	0.00998	0.03418
47	27.55	292.00	609.8	0.02604	0.08918
48	27.68	293.50	1685.5	0.10619	0.36181
49	27.87	324.70	359.3	0.01921	0.05916
50	28.09	292.00	1323.1	0.04793	0.16414
51	28.28	326.40	896.4	0.10089	0.30910
52	28.36	326.40	99.0	0.00536	0.01642
53	28.48	326.40	995.7	0.05649	0.17307
54	28.63	326.40	1409.4	0.04886	0.14969
55	28.83	326.40	43.6	0.00082	0.00251
56	28.91	326.40	490.1	0.02432	0.07451
57	29.07	326.40	302.1	0.01135	0.03477
58	29.19	326.40	439.0	0.01875	0.05744
59	29.34	326.40	1072.2	0.03625	0.11106
60	29.41	360.90	79.1	0.00387	0.01072
61	29.50	315.80	1309.2	0.06530	0.20678
62	0.00	360.90	0.0	0.00000	0.00000
63	29.80	326.40	117.9	0.00434	0.01330
64	30.04	360.90	142.2	0.00721	0.01998
65	30.15	350.50	117.2	0.00344	0.00981
	0.00	360.90	0.0	0.00000	0.00000
67	30.27	336.80	80.0	0.00384	0.01140
68	30.32	326.40	48.4	0.00418	0.01281
69	30.43	337.50	601.9	0.02709	0.08027
70	0.00	360.90	0.0	0.00000	0.00000
71	30.78	347.80	65.8	0.00228	0.00656
72	30.97	336.80	16.9	0.00044	0.00131
73	31.20	360.90	96.0	0.00404	0.01119
74	31.32	347.80	270.6	0.00763	0.02194
75	31.45	360.90	314.7	0.01214	0.03364
76	0.00	360.90	0.0	0.00000	0.00000
77	31.91	360.90	70.7	0.00361	0.01000
78	0.00	395.30	0.0	0.00000	0.00000
79	32.17	360.90	21.5	0.00166	0.00460
80	32.26	360.90	237.5	0.00518	0.01435
81	0.00	395.30	0.0	0.00000	0.00000
82	32.50	360.90	439.2	0.01582	0.04383
83	32.66	360.90	19.2	0.00055	0.00152
84	0.00	360.90	0.0	0.00000	0.00000
85	33.17	395.30	31.0	0.00211	0.00534
86	0.00	360.90	0.0	0.00000	0.00000
87	0.00	395.30	0.0	0.00000	0.00000
88	33.54	395.30	129.0	0.00523	0.01323
89	33.66	360.90	72.3	0.00159	0.00441
90	33.83	395.30	16.1	0.00061	0.00154
91	34.07	360.90	11.0	0.00031	0.00086
	0.00	394.30	0.0	0.00000	0.00000
93	34.70	394.30	24.0	0.00093	0.00236
94	34.92	394.30	55.3	0.00236	0.00599
95	35.17	382.20	16.0	0.00058	0.00152
96	0.00	429.80	0.0	0.00000	0.00000
97	0.00	360.90	0.0	0.00000	0.00000
98	0.00	395.30	0.0	0.00000	0.00000

000220

311725

99	0.00	429.80	0.0	0.00000	0.00000
100	0.00	395.30	0.0	0.00000	0.00000
101	0.00	429.80	0.0	0.00000	0.00000
102	36.60	395.30	131.0	0.00408	0.01032
103	0.00	395.30	0.0	0.00000	0.00000
104	0.00	395.30	0.0	0.00000	0.00000
105	0.00	429.80	0.0	0.00000	0.00000
106	38.47	395.30	35.4	0.00069	0.00175
107	0.00	395.30	0.0	0.00000	0.00000
108	0.00	429.80	0.0	0.00000	0.00000
109	0.00	429.80	0.0	0.00000	0.00000
110	0.00	429.80	0.0	0.00000	0.00000
111	0.00	395.30	0.0	0.00000	0.00000
112	0.00	429.80	0.0	0.00000	0.00000
113	0.00	464.20	0.0	0.00000	0.00000
114	0.00	464.20	0.0	0.00000	0.00000
115	0.00	429.80	0.0	0.00000	0.00000
116	0.00	429.80	0.0	0.00000	0.00000
117	0.00	464.20	0.0	0.00000	0.00000
118	0.00	498.60	0.0	0.00000	0.00000

CONCENTRATION = 2.121 Total ug

TOTAL MICROMOLES = 0.0074

AVERAGE MOLECULAR WEIGHT = 286.6

NUMBER OF CALIBRATED PEAKS FOUND= 74

INTERNAL STANDARD RETENTION TIME = 49.42 MINUTES

INTERNAL STANDARD PEAK AREA = 74674.6

NORTHEAST ANALYTICAL, INC.

301 NOTT STREET
SCHENECTADY, NY 12305
(518) 346-4592

CONGENER WEIGHT and MOLE REPORT

NEA FILE NAME: AB09406.mol

CUSTOMER: GENERAL ELECTRIC COMPANY (QEA)
SAMPLE DESCRIPTION: STA16A-MID
COMMENT: 1999 CSPCB SPMD SAMPLES PROJECT GENHUD #150 COC:12/17/98
DATE ACQUIRED: 9-JAN-1999 1:18

TYPE FOR MIXED PEAK DECONVOLUTION= S

PEAK#	RET. TIME	T-CL:O-CL	IUPAC#	RRT	CONGENERS	WEIGHT %	MOLE %	PEAK#
	0.00	0:0	000	.0997	BIPHENYL	0.000	0.000	1
2	0.00	1:1	001	.1544	2	0.000	0.000	2
3	0.00	1:0	002	.1937	3	0.000	0.000	3
4	0.00	1:0	003	.1975	4	0.000	0.000	4
5	19.98	2:2	004 010	.2245	22' ; 26	0.862	1.108	5
6	20.93	2:1	007 009	.2566	24 ; 25	0.041	0.052	6
7	21.26	2:1	006	.2709	23'	0.156	0.200	7
8	21.46	2:1	005 008	.2785	23 ; 24'	0.622	0.799	8
9	0.00	2:0	014	.2973	35	0.000	0.000	9
10	22.11	3:3	019	.3045	22'6	0.697	0.776	10
11	0.00	3:2	030	.3165	246	0.000	0.000	11
12	0.00	2:0	011	.3238	33'	0.000	0.000	12
13	0.00	2:0	012 013	.3297	34 ; 34'	0.000	0.000	13
14	22.95	3:2 2:0	018 015	.3387	22'5 ; 44'	4.108	4.727	14
15	23.03	3:2	017	.3398	22'4	6.854	7.627	15
16	23.31	3:2	024 027	.3508	236 ; 23'6	1.235	1.374	16
17	23.57	3:2	016 032	.3625	22'3 ; 24'6	5.153	5.734	17
18	0.00	3:1	023	.3770	235	0.000	0.000	18
19	23.96	3:1 4:4	034 054	.3800	2'35 ; 22'66'	0.110	0.118	19
20	24.06	3:1	029	.3820	245	0.048	0.053	20
21	24.23	3:1	026	.3911	23'5	1.209	1.346	21
22	24.29	3:1	025	.3937	23'4	0.531	0.591	22
23	24.47	3:1	031	.4024	24'5	2.866	3.189	23
24	24.51	3:1 4:3	028 050	.4031	244' ; 22'46	3.561	3.963	24
25	24.84	3:1 4:3	021 033	.4170	233' ; 234 ; 22'56'	1.766	1.951	25
26	25.00	3:1 4:3	022 051	.4267	234' ; 22'46'	1.123	1.244	26
	25.19	4:3	045	.4334	22'36	1.271	1.248	27
28	0.00	3:1	036	.4379	33'5	0.000	0.000	28
29	25.43	4:3	046	.4450	22'36'	0.639	0.627	29
30	0.00	3:1	039	.4488	34'5	0.000	0.000	30
31	25.68	4:2	052 073	.4554	22'55' ; 23'5'6	10.388	10.195	31

PEAK#	RET. TIME	T-CL:O-CL	IUPAC#	RRT	CONGENERS	WEIGHT %	MOLE %	PEAK#
32	25.81	4:2	049	.4610	22'45	5.383	5.282	32
33	25.90	4:2	047	.4639	22'44'	1.961	1.925	33
34	25.95	4:2	048 075	.4651	22'45 ; 244'6	0.734	0.720	34
35	0.00	4:2	065 062	.4865	2346 ; 2356	0.000	0.000	35
36	26.13	3:0	035	.4738	33'4	0.193	0.215	36
37	26.27	5:4 4:2	104 044	.4832	22'466' ; 22'35'	5.016	4.923	37
38	26.37	3:0 4:2	037 042	.4870	344' ; 22'34' ; 233'6	3.538	3.722	38
39	26.65	4:2	064 071	.4990	23'34 ; 234'6 ; 23'4'6 +	4.271	4.191	39
40	0.00	4:1	068	.5040	23'45' ?	0.000	0.000	40
41	26.78	5:4	096	.5057	22'366'	0.334	0.293	41
42	26.86	4:2	040	.5102	22'33'	1.415	1.389	42
43	27.06	5:3 4:1	103 057	.5155	22'45'6 ; 233'5	0.419	0.402	43
44	27.22	5:3 4:1	100 067	.5212	22'44'6 ; 23'4'5	0.166	0.159	44
45	27.31	4:1	058 063	.5267	233'5' ; 234'5	0.155	0.152	45
46	27.45	4:1 5:3	074 094	.5340	244'5 ; 22'356'	0.471	0.462	46
47	27.55	4:1	070 061	.5407	23'4'5 ; 2'345 ; 2345?	1.228	1.205	47
48	27.68	4:1 5:3	066 095	.5447	23'44' ; 22'356 ; 22'35'6	5.007	4.889	48
49	27.87	5:3 4:1	091 098	.5549	22'34'6 ; 22'3'46 ; 233'4	0.906	0.799	49
50	28.09	4:1	056 060	.5676	233'4' ; 2344'	2.260	2.218	50
51	28.28	6:4 5:3	155 084	.5666	22'44'66' ; 22'33'6; 22'355'	4.757	4.177	51
52	28.36	5:3	089	.5779	22'346'	0.253	0.222	52
53	28.48	5:2	101 090	.5814	22'34'5 ; 22'455'	2.664	2.339	53
54	28.63	5:2	099	.5880	22'44'5	2.304	2.023	54
55	28.83	6:4 5:2	150 112	.5969	22'34'66' ; 233'56 ; 23'44'6	0.039	0.034	55
56	28.91	5:2	083 109	.6029	22'33'5 ; 233'46	1.147	1.007	56
	29.07	6:4 5:2	152 097	.6062	22'3566' ; 22'345 ; 22'3'45	0.535	0.470	57
58	29.19	5:2	087 111	.6175	22'345' ; 233'55' ; 2344'6	0.884	0.776	58
59	29.34	5:2	085 116	.6224	22'344' ; 23456?	1.709	1.501	59
60	29.41	6:4	136	.6257	22'33'66'	0.182	0.145	60
61	29.50	4:0 5:2	077 110	.6295	33'44' ; 233'4'6	3.079	2.794	61
62	0.00	6:3	154	.6349	22'44'56'	0.000	0.000	62
63	29.80	5:2	082	.6453	22'33'4	0.205	0.180	63
64	30.04	6:3	151	.6499	22'355'6	0.340	0.270	64
65	30.15	6:3 5:1	135 124	.6563	22'33'56' ; 2'344'5	0.162	0.133	65
66	0.00	6:3	144	.6584	22'345'6	0.000	0.000	66
67	30.27	5:1 6:3	107 108	.6628	233'4'5 ; 233'45' ; 22'34'56	0.181	0.154	67
68	30.32	5:1	123	.6658	2'344'5	0.197	0.173	68
69	30.43	6:3 5:1	149 118	.6672	22'34'5'6 ; 23'44'5 ; 233'45	1.277	1.085	69
70	0.00	6:3	139 140	.6707	22'344'6 ; 22'344'6'	0.000	0.000	70
71	30.78	6:3 5:1	134 143	.6796	22'33'56' ; 22'3456'; 2344'5	0.108	0.089	71
72	30.97	5:1 6:3	122 131	.6871	2'33'45; 22'33'46;22'33'55'+	0.021	0.018	72
73	31.20	6:2	146 161	.6955	22'34'55' ; 233'45'6	0.190	0.151	73
74	31.32	6:3 5:1	132 105	.7035	22'33'46' ; 233'44'	0.360	0.296	74
75	31.45	6:2	153	.7036	22'44'55'	0.572	0.455	75
76	0.00	6:2	168	.7068	23'44'5'6	0.000	0.000	76
77	31.91	6:2	141	.7203	22'3455'	0.170	0.135	77
78	0.00	7:4	179	.7205	22'33'566'	0.000	0.000	78
79	32.17	6:2	130	.7284	22'33'45'	0.078	0.062	79
80	32.26	6:2	137	.7329	22'344'5	0.244	0.194	80
81	0.00	7:4	176	.7305	22'33'466'	0.000	0.000	81
82	32.50	6:2	138 163	.7403	22'344'5' ; 233'4'56 ; +2	0.746	0.592	82
	32.66	6:2	158	.7429	233'44'6	0.026	0.021	83
84	0.00	6:2	129	.7501	22'33'45	0.000	0.000	84
85	33.17	7:3	178	.7537	22'33'55'6	0.099	0.072	85
86	0.00	6:2	166	.7572	2344'56	0.000	0.000	86
87	0.00	7:3	175	.7611	22'33'45'6	0.000	0.000	87

PEAK#	RET. TIME	T-CL:O-CL	IUPAC#	RRT	CONGENERS	WEIGHT %	MOLE %	PEAK#
88	33.54	7:3	187 182	.7653	22'34'55'6 ; 22'344'56'	0.247	0.179	88
89	33.66	6:2	128	.7761	22'33'44'	0.075	0.060	89
90	33.83	7:3	183	.7720	22'344'5'6	0.029	0.021	90
91	34.07	6:1	167	.7814	23'44'55'	0.015	0.012	91
92	0.00	7:3	185	.7848	22'3455'6	0.000	0.000	92
93	34.70	7:3	174 181	.7965	22'33'456' ; 22'344'56	0.044	0.032	93
94	34.92	7:3	177	.8031	22'33'4'56	0.111	0.081	94
95	35.17	7:3 6:1	171 156	.8105	22'33'44'6 ; 233'44'5	0.027	0.021	95
96	0.00	8:4	202	.8089	22'33'55'66'	0.000	0.000	96
97	0.00	6:1	157	.8184	233'44'5'	0.000	0.000	97
98	0.00	7:3	173	.8152	22'33'456	0.000	0.000	98
99	0.00	8:4	200 204	.8197	22'33'45'66' ; 22'344'566'	0.000	0.000	99
100	0.00	7:2	172 192	.8278	22'33'455' ; 233'455'6	0.000	0.000	100
101	0.00	8:4	197	.8293	22'33'44'66'	0.000	0.000	101
102	36.60	7:2	180	.8362	22'344'55'	0.192	0.139	102
103	0.00	7:2	193	.8397	233'4'55'6	0.000	0.000	103
104	0.00	7:2	191	.8447	233'44'5'6	0.000	0.000	104
105	0.00	8:4	199	.8494	22'33'4566'	0.000	0.000	105
106	38.47	7:2	170	.8740	22'33'44'5	0.033	0.024	106
107	0.00	7:2	190	.8740	233'44'56	0.000	0.000	107
108	0.00	8:3	198	.8845	22'33'455'6	0.000	0.000	108
109	0.00	8:3	201	.8875	22'33'4'55'6	0.000	0.000	109
110	0.00	8:3	196 203	.8935	22'33'44'5'6 ; 22'344'55'6	0.000	0.000	110
111	0.00	7:1	189	.9142	233'44'55'	0.000	0.000	111
112	0.00	8:3	195	.9321	22'33'44'56	0.000	0.000	112
113	0.00	9:4	208	.9320	22'33'455'66'	0.000	0.000	113
114	0.00	9:4	207	.9423	22'33'44'566'	0.000	0.000	114
115	0.00	8:2	194	.9620	22'33'44'55'	0.000	0.000	115
116	0.00	8:2	205	.9678	233'44'55'6	0.000	0.000	116
117	0.00	9:3	206	1.010	22'33'44'55'6	0.000	0.000	117
118	0.00	10:4	209	1.050	22'33'44'55'66'	0.000	0.000	118

CONCENTRATION = 2.121 Total ug

TOTAL MICROMOLES = 0.0074

AVERAGE MOLECULAR WEIGHT = 286.6

NUMBER OF CALIBRATED PEAKS FOUND= 74

000214

311729

Sample: STA16A-MID
Acquired: 09-JAN-99 1:18
Dilution: 1 , 10.000
Comments: NORTHEAST ANALYTICAL 301 NOTT STREET SCHENECTADY, NY 518-346-4592

Channel detector 1
Method J:\MAX99\CC9\QEA0108A
Amount 1.000

Filename AB09406
Operator REW

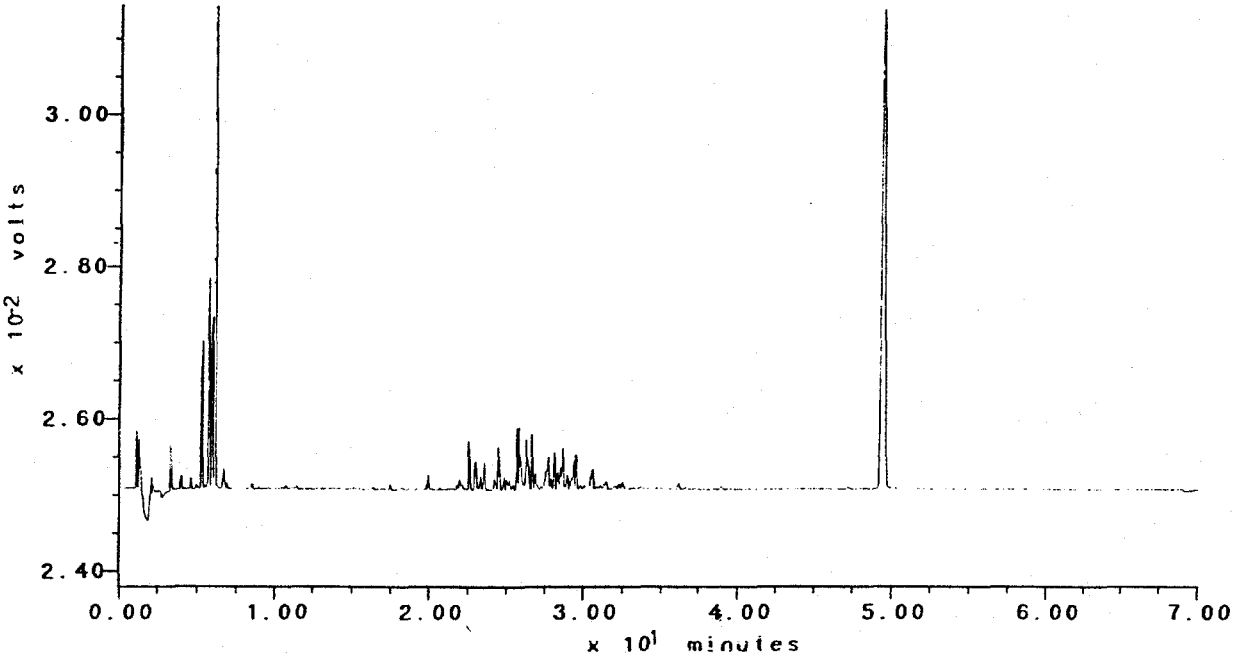

060215

NORTHEAST ANALYTICAL, INC.

301 NOTT STREET
SCHENECTADY, NY 12305
(518) 346-4592

PCB SUMMARY REPORT

NEA FILE NAME: AB09407.hrs

CUSTOMER: GENERAL ELECTRIC COMPANY (QEA)
SAMPLE DESCRIPTION: STA16B-MID
COMMENT: 1999 CSPCB SPMD SAMPLES PROJECT GENHUD #150 COC:12/17/98
DATE ACQUIRED: 9-JAN-1999 2:40

Total PCBs in Sample= 1.57 Total ug

PCB Homolog Distribution

Homologs	Wt. %	Mole %
Mono	0.00	0.00
Di	2.79	3.43
Tri	31.04	34.42
Tetra	42.15	41.34
Penta	20.45	17.99
Hexa	3.10	2.49
Hepta	0.47	0.34
Octa	0.00	0.00
Nona	0.00	0.00
Deca	0.00	0.00

NOMINAL 'AROCLOR' Distribution

Aroclor	Indicator Peak (PK#/IUPAC#)	Amount Total ug	Percent SEDIMENT	Percent BIOTA
A1221	2/001	0.0000	0.0	0.0
A1242	23+24/31+28	0.1062	67.2	71.2
A1254SED	61/110	0.0499	31.6	
A1254BIO	***/###	0.0410		27.5
A1260	102/180	0.0019	1.2	1.3
A1268	115/194	0.0000	0.0	0.0

***/###:69+75+82/149+153+138

rtho Cl / biphenyl Residue = 1.80

Meta + Para Cl / biphenyl Residue = 2.03

TOTAL Cl / biphenyl Residue = 3.83

000216

311731

NORTHEAST ANALYTICAL, INC.

301 NOTT STREET
SCHENECTADY, NY 12305
(518) 346-4592

PCB CONGENER AMOUNT REPORT

NEA FILE NAME: AB09407.mol

CUSTOMER: GENERAL ELECTRIC COMPANY (QEA)
SAMPLE DESCRIPTION: STA16B-MID
COMMENT: 1999 CSPCB SPMD SAMPLES PROJECT GENHUD #150 COC:12/17/98
DATE ACQUIRED: 9-JAN-1999 2:40

TYPE FOR MIXED PEAK DECONVOLUTION= S

PEAK NO.	RETENTION TIME	MOLECULAR WT.	PEAK AREA	AMOUNT (Total ug)	Nanomoles
1	0.00	154.20	0.0	0.00000	0.00000
2	0.00	188.70	0.0	0.00000	0.00000
3	0.00	188.70	0.0	0.00000	0.00000
4	0.00	188.70	0.0	0.00000	0.00000
5	19.97	223.10	31.0	0.01623	0.07275
6	0.00	223.10	0.0	0.00000	0.00000
7	0.00	223.10	0.0	0.00000	0.00000
8	21.46	223.10	35.9	0.01065	0.04774
9	0.00	223.10	0.0	0.00000	0.00000
10	22.10	257.50	149.1	0.01437	0.05581
11	0.00	257.50	0.0	0.00000	0.00000
12	0.00	223.10	0.0	0.00000	0.00000
13	0.00	223.10	0.0	0.00000	0.00000
14	22.95	249.00	679.4	0.06824	0.27406
15	23.03	257.50	526.6	0.10546	0.40955
16	23.31	257.50	392.3	0.02103	0.08167
17	23.57	257.50	763.5	0.08132	0.31581
18	0.00	257.50	0.0	0.00000	0.00000
19	23.95	267.90	12.1	0.00215	0.00803
20	24.07	257.50	5.5	0.00029	0.00113
21	24.22	257.50	232.7	0.01827	0.07095
22	24.30	257.50	153.4	0.00859	0.03336
23	24.46	257.50	641.9	0.04556	0.17693
24	24.51	257.50	1067.5	0.06064	0.23550
25	24.84	259.50	343.4	0.02694	0.10382
	25.00	258.70	238.9	0.01813	0.07008
27	25.20	292.00	254.0	0.01901	0.06510
28	0.00	257.50	0.0	0.00000	0.00000
29	25.43	292.00	134.8	0.01149	0.03935
30	0.00	257.50	0.0	0.00000	0.00000
31	25.68	292.00	1376.0	0.16021	0.54866
32	25.81	292.00	1487.9	0.08342	0.28568

000217

311732

33	25.90	292.00	822.1	0.03204	0.10973
34	25.95	292.00	200.1	0.01041	0.03565
35	0.00	292.00	0.0	0.00000	0.00000
36	26.13	257.50	15.3	0.00354	0.01375
37	26.27	292.00	1147.5	0.07939	0.27188
38	26.37	272.40	687.1	0.05606	0.20580
39	26.65	292.00	1342.6	0.06632	0.22712
	0.00	292.00	0.0	0.00000	0.00000
	26.77	326.40	35.9	0.00774	0.02371
42	26.85	292.00	388.4	0.02301	0.07880
43	27.05	298.90	45.7	0.00658	0.02201
44	27.21	298.90	65.8	0.00248	0.00830
45	27.31	292.00	39.0	0.00155	0.00531
46	27.44	292.00	200.0	0.00694	0.02377
47	27.55	292.00	453.1	0.02035	0.06969
48	27.68	293.50	1187.8	0.07871	0.26818
49	27.86	324.70	228.7	0.01286	0.03961
50	28.09	292.00	972.1	0.03704	0.12685
51	28.28	326.40	628.9	0.07446	0.22813
52	28.36	326.40	54.5	0.00310	0.00950
53	28.47	326.40	670.2	0.04000	0.12255
54	28.63	326.40	988.7	0.03605	0.11045
55	28.83	326.40	35.2	0.00070	0.00214
56	28.91	326.40	371.8	0.01941	0.05947
57	29.06	326.40	190.0	0.00750	0.02298
58	29.19	326.40	308.6	0.01386	0.04246
59	29.33	326.40	751.7	0.02673	0.08189
60	29.40	360.90	55.3	0.00285	0.00790
61	29.50	315.80	950.4	0.04986	0.15788
62	0.00	360.90	0.0	0.00000	0.00000
63	29.79	326.40	79.0	0.00306	0.00938
64	30.04	360.90	84.3	0.00450	0.01247
65	30.15	350.50	37.0	0.00114	0.00325
	0.00	360.90	0.0	0.00000	0.00000
67	30.27	336.80	35.4	0.00178	0.00529
68	30.32	326.40	18.1	0.00165	0.00506
69	30.42	337.50	444.8	0.02106	0.06240
70	0.00	360.90	0.0	0.00000	0.00000
71	30.82	347.80	53.2	0.00194	0.00558
72	30.97	336.80	11.8	0.00032	0.00095
73	31.20	360.90	43.8	0.00194	0.00538
74	31.32	347.80	189.7	0.00562	0.01616
75	31.45	360.90	216.4	0.00878	0.02433
76	0.00	360.90	0.0	0.00000	0.00000
77	31.92	360.90	12.2	0.00065	0.00180
78	0.00	395.30	0.0	0.00000	0.00000
79	32.16	360.90	8.9	0.00072	0.00200
80	32.27	360.90	151.2	0.00347	0.00961
81	0.00	395.30	0.0	0.00000	0.00000
82	32.50	360.90	295.0	0.01118	0.03098
83	32.66	360.90	11.4	0.00034	0.00094
84	0.00	360.90	0.0	0.00000	0.00000
85	0.00	395.30	0.0	0.00000	0.00000
86	0.00	360.90	0.0	0.00000	0.00000
87	0.00	395.30	0.0	0.00000	0.00000
88	33.54	395.30	47.5	0.00202	0.00511
89	33.66	360.90	36.0	0.00083	0.00230
90	33.82	395.30	6.3	0.00025	0.00063
91	0.00	360.90	0.0	0.00000	0.00000
	0.00	394.30	0.0	0.00000	0.00000
93	34.68	394.30	25.4	0.00103	0.00261
94	34.92	394.30	24.9	0.00111	0.00282
95	35.18	382.20	30.0	0.00114	0.00298
96	0.00	429.80	0.0	0.00000	0.00000
97	0.00	360.90	0.0	0.00000	0.00000
98	0.00	395.30	0.0	0.00000	0.00000

000218

311733

99	0.00	429.80	0.0	0.00000	0.00000
100	0.00	395.30	0.0	0.00000	0.00000
101	0.00	429.80	0.0	0.00000	0.00000
102	36.60	395.30	57.7	0.00189	0.00478
103	0.00	395.30	0.0	0.00000	0.00000
104	0.00	395.30	0.0	0.00000	0.00000
105	0.00	429.80	0.0	0.00000	0.00000
[illegible]5	38.47	395.30	17.5	0.00036	0.00091
[illegible]7	0.00	395.30	0.0	0.00000	0.00000
108	0.00	429.80	0.0	0.00000	0.00000
109	0.00	429.80	0.0	0.00000	0.00000
110	0.00	429.80	0.0	0.00000	0.00000
111	0.00	395.30	0.0	0.00000	0.00000
112	0.00	429.80	0.0	0.00000	0.00000
113	0.00	464.20	0.0	0.00000	0.00000
114	0.00	464.20	0.0	0.00000	0.00000
115	0.00	429.80	0.0	0.00000	0.00000
116	0.00	429.80	0.0	0.00000	0.00000
117	0.00	464.20	0.0	0.00000	0.00000
118	0.00	498.60	0.0	0.00000	0.00000

CONCENTRATION = 1.568 Total ug

TOTAL MICROMOLES = 0.0055

AVERAGE MOLECULAR WEIGHT = 285.7

NUMBER OF CALIBRATED PEAKS FOUND= 70

INTERNAL STANDARD RETENTION TIME = 49.42 MINUTES

INTERNAL STANDARD PEAK AREA = 70995.3

NORTHEAST ANALYTICAL, INC.

301 NOTT STREET
SCHENECTADY, NY 12305
(518) 346-4592

CONGENER WEIGHT and MOLE REPORT

NEA FILE NAME: AB09407.mol

CUSTOMER: GENERAL ELECTRIC COMPANY (QEA)
SAMPLE DESCRIPTION: STA16B-MID
COMMENT: 1999 CSPCB SPMD SAMPLES PROJECT GENHUD #150 COC:12/17/98
DATE ACQUIRED: 9-JAN-1999 2:40

TYPE FOR MIXED PEAK DECONVOLUTION= S

PEAK#	RET. TIME	T-CL:O-CL	IUPAC#	RRT	CONGENERS	WEIGHT %	MOLE %	PEAK#
	0.00	0:0	000	.0997	BIPHENYL	0.000	0.000	1
2	0.00	1:1	001	.1544	2	0.000	0.000	2
3	0.00	1:0	002	.1937	3	0.000	0.000	3
4	0.00	1:0	003	.1975	4	0.000	0.000	4
5	19.97	2:2	004 010	.2245	22' ; 26	1.035	1.325	5
6	0.00	2:1	007 009	.2566	24 ; 25	0.000	0.000	6
7	0.00	2:1	006	.2709	23'	0.000	0.000	7
8	21.46	2:1	005 008	.2785	23 ; 24'	0.679	0.870	8
9	0.00	2:0	014	.2973	35	0.000	0.000	9
10	22.10	3:3	019	.3045	22'6	0.916	1.017	10
11	0.00	3:2	030	.3165	246	0.000	0.000	11
12	0.00	2:0	011	.3238	33'	0.000	0.000	12
13	0.00	2:0	012 013	.3297	34 ; 34'	0.000	0.000	13
14	22.95	3:2 2:0	018 015	.3387	22'5 ; 44'	4.351	4.993	14
15	23.03	3:2	017	.3398	22'4	6.724	7.461	15
16	23.31	3:2	024 027	.3508	236 ; 23'6	1.341	1.488	16
17	23.57	3:2	016 032	.3625	22'3 ; 24'6	5.185	5.753	17
18	0.00	3:1	023	.3770	235	0.000	0.000	18
19	23.95	3:1 4:4	034 054	.3800	2'35 ; 22'66'	0.137	0.146	19
20	24.07	3:1	029	.3820	245	0.018	0.021	20
21	24.22	3:1	026	.3911	23'5	1.165	1.293	21
22	24.30	3:1	025	.3937	23'4	0.548	0.608	22
23	24.46	3:1	031	.4024	24'5	2.905	3.223	23
24	24.51	3:1 4:3	028 050	.4031	244' ; 22'46	3.867	4.290	24
25	24.84	3:1 4:3	021 033	.4170	233' ; 234 ; 22'56'	1.718	1.891	25
26	25.00	3:1 4:3	022 051	.4267	234' ; 22'46'	1.156	1.277	26
	25.20	4:3	045	.4334	22'36	1.212	1.186	27
28	0.00	3:1	036	.4379	33'5	0.000	0.000	28
29	25.43	4:3	046	.4450	22'36'	0.733	0.717	29
30	0.00	3:1	039	.4488	34'5	0.000	0.000	30
31	25.68	4:2	052 073	.4554	22'55' ; 23'5'6	10.215	9.995	31

000220

311735

PEAK#	RET. TIME	T-CL:O-CL	IUPAC#	RRT	CONGENERS	WEIGHT %	MOLE %	PEAK#
[illegible]	25.81	4:2	049	.4610	22'45	5.319	5.205	32
33	25.90	4:2	047	.4639	22'44'	2.043	1.999	33
34	25.95	4:2	048 075	.4651	22'45 ; 244'6	0.664	0.649	34
35	0.00	4:2	065 062	.4865	2346 ; 2356	0.000	0.000	35
36	26.13	3:0	035	.4738	33'4	0.226	0.250	36
37	26.27	5:4 4:2	104 044	.4832	22'466' ; 22'35'	5.062	4.953	37
38	26.37	3:0 4:2	037 042	.4870	344' ; 22'34' ; 233'6	3.575	3.749	38
39	26.65	4:2	064 071	.4990	23'34 ; 234'6 ; 23'4'6 +	4.229	4.138	39
40	0.00	4:1	068	.5040	23'45' ?	0.000	0.000	40
41	26.77	5:4	096	.5057	22'366'	0.494	0.432	41
42	26.85	4:2	040	.5102	22'33'	1.467	1.436	42
43	27.05	5:3 4:1	103 057	.5155	22'45'6 ; 233'5	0.420	0.401	43
44	27.21	5:3 4:1	100 067	.5212	22'44'6 ; 23'4'5	0.158	0.151	44
45	27.31	4:1	058 063	.5267	233'5' ; 234'5	0.099	0.097	45
46	27.44	4:1 5:3	074 094	.5340	244'5 ; 22'356'	0.443	0.433	46
47	27.55	4:1	070 061	.5407	23'4'5 ; 2'345 ; 2345?	1.298	1.270	47
48	27.68	4:1 5:3	066 095	.5447	23'44' ; 22'356 ; 22'35'6	5.019	4.886	48
49	27.86	5:3 4:1	091 098	.5549	22'34'6 ; 22'3'46 ; 233'4	0.820	0.722	49
50	28.09	4:1	056 060	.5676	233'4' ; 2344'	2.362	2.311	50
51	28.28	6:4 5:3	155 084	.5666	22'44'66' ; 22'33'6; 22'355'	4.748	4.156	51
52	28.36	5:3	089	.5779	22'346'	0.198	0.173	52
53	28.47	5:2	101 090	.5814	22'34'5 ; 22'455'	2.550	2.233	53
54	28.63	5:2	099	.5880	22'44'5	2.299	2.012	54
55	28.83	6:4 5:2	150 112	.5969	22'34'66' ; 233'56 ; 23'44'6	0.045	0.039	55
56	28.91	5:2	083 109	.6029	22'33'5 ; 233'46	1.238	1.083	56
[illegible]	29.06	6:4 5:2	152 097	.6062	22'3566' ; 22'345 ; 22'3'45	0.478	0.419	57
58	29.19	5:2	087 111	.6175	22'345' ; 233'55' ; 2344'6	0.884	0.774	58
59	29.33	5:2	085 116	.6224	22'344' ; 23456?	1.704	1.492	59
60	29.40	6:4	136	.6257	22'33'66'	0.182	0.144	60
61	29.50	4:0 5:2	077 110	.6295	33'44' ; 233'4'6	3.179	2.876	61
62	0.00	6:3	154	.6349	22'44'56'	0.000	0.000	62
63	29.79	5:2	082	.6453	22'33'4	0.195	0.171	63
64	30.04	6:3	151	.6499	22'355'6	0.287	0.227	64
65	30.15	6:3 5:1	135 124	.6563	22'33'56' ; 2'344'5	0.073	0.059	65
66	0.00	6:3	144	.6584	22'345'6	0.000	0.000	66
67	30.27	5:1 6:3	107 108	.6628	233'4'5 ; 233'45' ; 22'34'56	0.113	0.096	67
68	30.32	5:1	123	.6658	2'344'5	0.105	0.092	68
69	30.42	6:3 5:1	149 118	.6672	22'34'5'6 ; 23'44'5 ; 233'45	1.343	1.137	69
70	0.00	6:3	139 140	.6707	22'344'6 ; 22'344'6'	0.000	0.000	70
71	30.82	6:3 5:1	134 143	.6796	22'33'56' ; 22'3456'; 2344'5	0.124	0.102	71
72	30.97	5:1 6:3	122 131	.6871	2'33'45; 22'33'46;22'33'55'+	0.020	0.017	72
73	31.20	6:2	146 161	.6955	22'34'55' ; 233'45'6	0.124	0.098	73
74	31.32	6:3 5:1	132 105	.7035	22'33'46' ; 233'44'	0.358	0.294	74
75	31.45	6:2	153	.7036	22'44'55'	0.560	0.443	75
76	0.00	6:2	168	.7068	23'44'5'6	0.000	0.000	76
77	31.92	6:2	141	.7203	22'3455'	0.041	0.033	77
78	0.00	7:4	179	.7205	22'33'566'	0.000	0.000	78
79	32.16	6:2	130	.7284	22'33'45'	0.046	0.036	79
80	32.27	6:2	137	.7329	22'344'5	0.221	0.175	80
81	0.00	7:4	176	.7305	22'33'466'	0.000	0.000	81
82	32.50	6:2	138 163	.7403	22'344'5' ; 233'4'56 ; +2	0.713	0.564	82
[illegible]	32.66	6:2	158	.7429	233'44'6	0.022	0.017	83
84	0.00	6:2	129	.7501	22'33'45	0.000	0.000	84
85	0.00	7:3	178	.7537	22'33'55'6	0.000	0.000	85
86	0.00	6:2	166	.7572	2344'56	0.000	0.000	86
87	0.00	7:3	175	.7611	22'33'45'6	0.000	0.000	87

000221

311736

PEAK#	RET. TIME	T-CL:O-CL	IUPAC#	RRT	CONGENERS	WEIGHT %	MOLE %	PEAK#
[illegible]	33.54	7:3	187 182	.7653	22'34'55'6 ; 22'344'56'	0.129	0.093	88
89	33.66	6:2	128	.7761	22'33'44'	0.053	0.042	89
90	33.82	7:3	183	.7720	22'344'5'6	0.016	0.012	90
91	0.00	6:1	167	.7814	23'44'55'	0.000	0.000	91
92	0.00	7:3	185	.7848	22'3455'6	0.000	0.000	92
93	34.68	7:3	174 181	.7965	22'33'456' ; 22'344'56	0.066	0.048	93
94	34.92	7:3	177	.8031	22'33'4'56	0.071	0.051	94
95	35.18	7:3 6:1	171 156	.8105	22'33'44'6 ; 233'44'5	0.073	0.054	95
96	0.00	8:4	202	.8089	22'33'55'66'	0.000	0.000	96
97	0.00	6:1	157	.8184	233'44'5'	0.000	0.000	97
98	0.00	7:3	173	.8152	22'33'456	0.000	0.000	98
99	0.00	8:4	200 204	.8197	22'33'45'66' ; 22'344'566'	0.000	0.000	99
100	0.00	7:2	172 192	.8278	22'33'455' ; 233'455'6	0.000	0.000	100
101	0.00	8:4	197	.8293	22'33'44'66'	0.000	0.000	101
102	36.60	7:2	180	.8362	22'344'55'	0.121	0.087	102
103	0.00	7:2	193	.8397	233'4'55'6	0.000	0.000	103
104	0.00	7:2	191	.8447	233'44'5'6	0.000	0.000	104
105	0.00	8:4	199	.8494	22'33'4566'	0.000	0.000	105
106	38.47	7:2	170	.8740	22'33'44'5	0.023	0.017	106
107	0.00	7:2	190	.8740	233'44'56	0.000	0.000	107
108	0.00	8:3	198	.8845	22'33'455'6	0.000	0.000	108
109	0.00	8:3	201	.8875	22'33'4'55'6	0.000	0.000	109
110	0.00	8:3	196 203	.8935	22'33'44'5'6 ; 22'344'55'6	0.000	0.000	110
111	0.00	7:1	189	.9142	233'44'55'	0.000	0.000	111
112	0.00	8:3	195	.9321	22'33'44'56	0.000	0.000	112
3	0.00	9:4	208	.9320	22'33'455'66'	0.000	0.000	113
114	0.00	9:4	207	.9423	22'33'44'566'	0.000	0.000	114
115	0.00	8:2	194	.9620	22'33'44'55'	0.000	0.000	115
116	0.00	8:2	205	.9678	233'44'55'6	0.000	0.000	116
117	0.00	9:3	206	1.010	22'33'44'55'6	0.000	0.000	117
118	0.00	10:4	209	1.050	22'33'44'55'66'	0.000	0.000	118

CONCENTRATION = 1.568 Total ug

TOTAL MICROMOLES = 0.0055

AVERAGE MOLECULAR WEIGHT = 285.7

NUMBER OF CALIBRATED PEAKS FOUND= 70

000222

311737

Sample: STA'CB-MID Channel: detector 1 Filename: A809407
Acquired: 09-JAN-99 2:40 Method: J:\MAX99\GC9\QEA0108A Operator: REW
Dilution: 1 : 10.000 Amount: 1.000
Comments: NORTHEAST ANALYTICAL 301 NOTT STREET SCHENECTADY, NY 518-346-4592

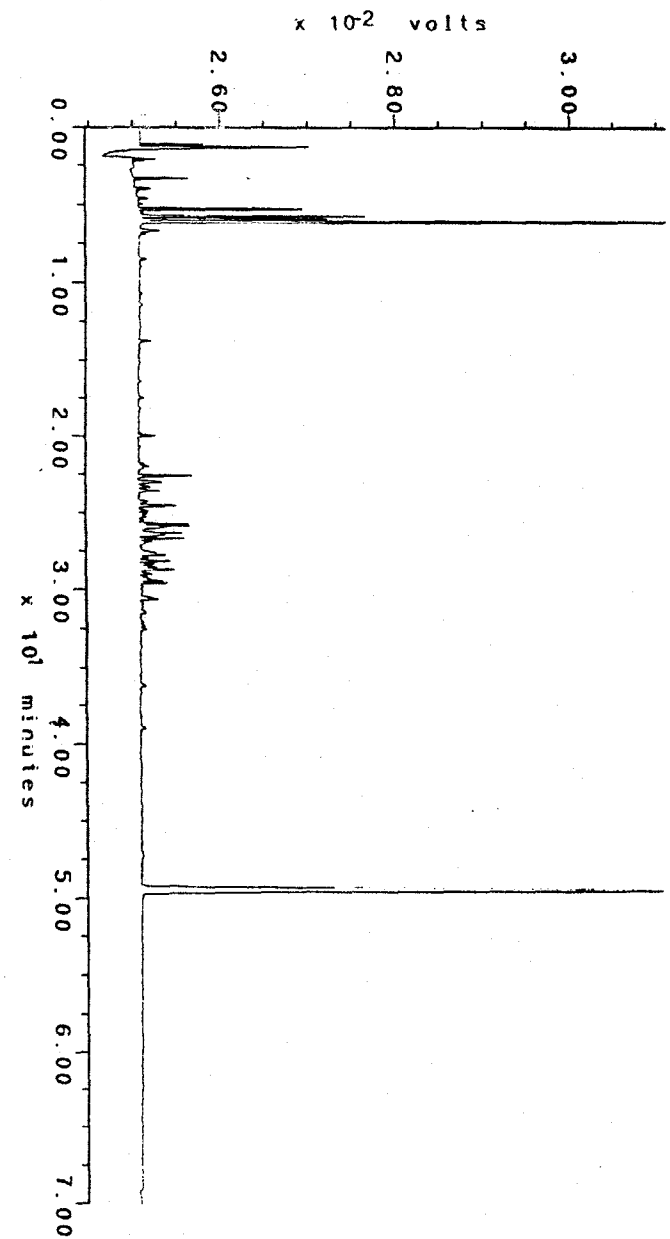

000223

311738

NORTHEAST ANALYTICAL, INC.

301 NOTT STREET
SCHENECTADY, NY 12305
(518) 346-4592

PCB SUMMARY REPORT

NEA FILE NAME: AB09408.hrs

CUSTOMER: GENERAL ELECTRIC COMPANY (QEA)
SAMPLE DESCRIPTION: STA17-SUR
COMMENT: 1999 CSPCB SPMD SAMPLES PROJECT GENHUD #150 COC:12/17/98
DATE ACQUIRED: 9-JAN-1999 4:01

Total PCBs in Sample= 2.31 Total ug

PCB Homolog Distribution

Homologs	Wt. %	Mole %
Mono	0.00	0.00
Di	1.84	2.27
Tri	28.45	31.85
Tetra	42.49	42.12
Penta	22.39	19.90
Hexa	4.03	3.27
Hepta	0.81	0.60
Octa	0.00	0.00
Nona	0.00	0.00
Deca	0.00	0.00

NOMINAL 'AROCLOR' Distribution

Aroclor	Indicator Peak (PK#/IUPAC#)	Amount Total ug	Percent SEDIMENT	Percent BIOTA
A1221	2/001	0.0000	0.0	0.0
A1242	23+24/31+28	0.1744	66.8	69.1
A1254SED	61/110	0.0840	32.2	
A1254BIO	***/###	0.0751		29.8
A1260	102/180	0.0027	1.0	1.1
A1268	115/194	0.0000	0.0	0.0

***/###:69+75+82/149+153+138

ortho Cl / biphenyl Residue = 1.79

Meta + Para Cl / biphenyl Residue = 2.13

TOTAL Cl / biphenyl Residue = 3.92

000224

311739

NORTHEAST ANALYTICAL, INC.

301 NOTT STREET
SCHENECTADY, NY 12305
(518) 346-4592

PCB CONGENER AMOUNT REPORT

NEA FILE NAME: AB09408.mol

CUSTOMER: GENERAL ELECTRIC COMPANY (QEA)
SAMPLE DESCRIPTION: STA17-SUR
COMMENT: 1999 CSPCB SPMD SAMPLES PROJECT GENHUD #150 COC:12/17/98
DATE ACQUIRED: 9-JAN-1999 4:01

TYPE FOR MIXED PEAK DECONVOLUTION= S

PEAK NO.	RETENTION TIME	MOLECULAR WT.	PEAK AREA	AMOUNT (Total ug)	Nanomoles
	0.00	154.20	0.0	0.00000	0.00000
2	0.00	188.70	0.0	0.00000	0.00000
3	0.00	188.70	0.0	0.00000	0.00000
4	0.00	188.70	0.0	0.00000	0.00000
5	19.97	223.10	35.2	0.01562	0.07001
6	20.93	223.10	4.2	0.00025	0.00112
7	21.26	223.10	11.1	0.00142	0.00636
8	21.46	223.10	26.1	0.00658	0.02949
9	0.00	223.10	0.0	0.00000	0.00000
10	22.10	257.50	173.8	0.01419	0.05511
11	0.00	257.50	0.0	0.00000	0.00000
12	0.00	223.10	0.0	0.00000	0.00000
13	0.00	223.10	0.0	0.00000	0.00000
14	22.95	249.00	881.4	0.07499	0.30116
15	23.03	257.50	727.7	0.12345	0.47942
16	23.31	257.50	697.3	0.03166	0.12295
17	23.57	257.50	1125.0	0.10150	0.39417
18	0.00	257.50	0.0	0.00000	0.00000
19	23.97	267.90	21.8	0.00330	0.01232
20	24.08	257.50	25.2	0.00112	0.00435
21	24.22	257.50	334.1	0.02222	0.08629
22	24.29	257.50	256.2	0.01216	0.04722
23	24.46	257.50	1208.8	0.07268	0.28225
24	24.51	257.50	2112.8	0.10168	0.39487
25	24.84	259.50	585.4	0.03890	0.14990
	25.00	258.70	465.3	0.02992	0.11566
27	25.19	292.00	464.9	0.02947	0.10092
	0.00	257.50	0.0	0.00000	0.00000
	25.42	292.00	217.5	0.01571	0.05380
30	0.00	257.50	0.0	0.00000	0.00000
31	25.68	292.00	2281.2	0.22500	0.77055
32	25.81	292.00	2628.9	0.12486	0.42760

000225

311740

33	25.90	292.00	1448.1	0.04782	0.16377
34	25.95	292.00	355.5	0.01567	0.05366
35	0.00	292.00	0.0	0.00000	0.00000
36	26.12	257.50	26.3	0.00516	0.02004
37	26.27	292.00	1946.8	0.11410	0.39075
38	26.37	272.40	1219.8	0.08431	0.30951
39	26.65	292.00	2406.4	0.10070	0.34486
[illegible]	0.00	292.00	0.0	0.00000	0.00000
[illegible]	26.77	326.40	43.7	0.00798	0.02445
42	26.86	292.00	672.8	0.03377	0.11565
43	27.06	298.90	62.4	0.00762	0.02549
44	27.22	298.90	162.4	0.00519	0.01736
45	27.31	292.00	125.9	0.00423	0.01449
46	27.45	292.00	478.3	0.01405	0.04812
47	27.55	292.00	854.0	0.03249	0.11127
48	27.68	293.50	2342.8	0.13151	0.44807
49	27.87	324.70	489.6	0.02333	0.07185
50	28.09	292.00	1480.0	0.04778	0.16363
51	28.28	326.40	1010.8	0.10138	0.31060
52	28.36	326.40	176.5	0.00852	0.02610
53	28.47	326.40	1356.8	0.06859	0.21014
54	28.63	326.40	1565.0	0.04834	0.14810
55	28.83	326.40	70.8	0.00119	0.00365
56	28.91	326.40	579.5	0.02563	0.07852
57	29.06	326.40	462.2	0.01547	0.04740
58	29.19	326.40	709.8	0.02701	0.08275
59	29.34	326.40	1692.3	0.05098	0.15619
60	29.40	360.90	111.2	0.00485	0.01344
61	29.50	315.80	1889.6	0.08398	0.26593
62	0.00	360.90	0.0	0.00000	0.00000
63	29.80	326.40	191.7	0.00629	0.01927
64	30.03	360.90	239.5	0.01082	0.02998
65	30.15	350.50	255.1	0.00667	0.01903
[illegible]	0.00	360.90	0.0	0.00000	0.00000
67	30.28	336.80	187.4	0.00801	0.02378
68	30.34	326.40	33.7	0.00259	0.00794
69	30.43	337.50	971.7	0.03898	0.11550
70	0.00	360.90	0.0	0.00000	0.00000
71	30.77	347.80	72.5	0.00224	0.00644
72	30.96	336.80	22.0	0.00051	0.00151
73	31.20	360.90	104.7	0.00393	0.01089
74	31.32	347.80	428.7	0.01077	0.03097
75	31.45	360.90	468.9	0.01612	0.04467
76	0.00	360.90	0.0	0.00000	0.00000
77	31.92	360.90	49.0	0.00223	0.00618
78	0.00	395.30	0.0	0.00000	0.00000
79	32.16	360.90	15.2	0.00104	0.00288
80	32.26	360.90	180.7	0.00351	0.00973
81	0.00	395.30	0.0	0.00000	0.00000
82	32.50	360.90	622.0	0.01997	0.05533
83	32.66	360.90	24.0	0.00061	0.00169
84	32.84	360.90	19.4	0.00013	0.00036
85	33.16	395.30	26.6	0.00161	0.00407
86	0.00	360.90	0.0	0.00000	0.00000
87	0.00	395.30	0.0	0.00000	0.00000
88	33.55	395.30	122.1	0.00441	0.01116
89	33.66	360.90	83.1	0.00163	0.00452
90	33.83	395.30	18.9	0.00064	0.00162
91	0.00	360.90	0.0	0.00000	0.00000
	0.00	394.30	0.0	0.00000	0.00000
93	34.71	394.30	62.2	0.00214	0.00543
94	34.91	394.30	155.3	0.00589	0.01494
95	35.19	382.20	44.3	0.00142	0.00372
96	0.00	429.80	0.0	0.00000	0.00000
97	0.00	360.90	0.0	0.00000	0.00000
98	0.00	395.30	0.0	0.00000	0.00000

000226

311741

99	0.00	429.80	0.0	0.00000	0.00000
100	0.00	395.30	0.0	0.00000	0.00000
101	0.00	429.80	0.0	0.00000	0.00000
102	36.60	395.30	98.6	0.00274	0.00693
103	0.00	395.30	0.0	0.00000	0.00000
104	0.00	395.30	0.0	0.00000	0.00000
105	0.00	429.80	0.0	0.00000	0.00000
106	38.46	395.30	30.4	0.00053	0.00134
107	0.00	395.30	0.0	0.00000	0.00000
108	0.00	429.80	0.0	0.00000	0.00000
109	0.00	429.80	0.0	0.00000	0.00000
110	0.00	429.80	0.0	0.00000	0.00000
111	0.00	395.30	0.0	0.00000	0.00000
112	0.00	429.80	0.0	0.00000	0.00000
113	0.00	464.20	0.0	0.00000	0.00000
114	0.00	464.20	0.0	0.00000	0.00000
115	0.00	429.80	0.0	0.00000	0.00000
116	0.00	429.80	0.0	0.00000	0.00000
117	0.00	464.20	0.0	0.00000	0.00000
118	0.00	498.60	0.0	0.00000	0.00000

CONCENTRATION = 2.314 Total ug

TOTAL MICROMOLES = 0.0080

AVERAGE MOLECULAR WEIGHT = 288.8

NUMBER OF CALIBRATED PEAKS FOUND= 74

INTERNAL STANDARD RETENTION TIME = 49.41 MINUTES

INTERNAL STANDARD PEAK AREA = 83804.8

NORTHEAST ANALYTICAL, INC.

301 NOTT STREET
SCHENECTADY, NY 12305
(518) 346-4592

CONGENER WEIGHT and MOLE REPORT

NEA FILE NAME: AB09408.mol

CUSTOMER: GENERAL ELECTRIC COMPANY (QEA)
SAMPLE DESCRIPTION: STA17-SUR
COMMENT: 1999 CSPCB SPMD SAMPLES PROJECT GENHUD #150 COC:12/17/98
DATE ACQUIRED: 9-JAN-1999 4:01

TYPE FOR MIXED PEAK DECONVOLUTION= S

PEAK#	RET. TIME	T-CL:O-CL	IUPAC#	RRT	CONGENERS	WEIGHT %	MOLE %	PEAK#
	0.00	0:0	000	.0997	BIPHENYL	0.000	0.000	1
2	0.00	1:1	001	.1544	2	0.000	0.000	2
3	0.00	1:0	002	.1937	3	0.000	0.000	3
4	0.00	1:0	003	.1975	4	0.000	0.000	4
5	19.97	2:2	004 010	.2245	22' ; 26	0.675	0.874	5
6	20.93	2:1	007 009	.2566	24 ; 25	0.011	0.014	6
7	21.26	2:1	006	.2709	23'	0.061	0.079	7
8	21.46	2:1	005 008	.2785	23 ; 24'	0.284	0.368	8
9	0.00	2:0	014	.2973	35	0.000	0.000	9
10	22.10	3:3	019	.3045	22'6	0.613	0.688	10
11	0.00	3:2	030	.3165	246	0.000	0.000	11
12	0.00	2:0	011	.3238	33'	0.000	0.000	12
13	0.00	2:0	012 013	.3297	34 ; 34'	0.000	0.000	13
14	22.95	3:2 2:0	018 015	.3387	22'5 ; 44'	3.241	3.759	14
15	23.03	3:2	017	.3398	22'4	5.335	5.984	15
16	23.31	3:2	024 027	.3508	236 ; 23'6	1.368	1.535	16
17	23.57	3:2	016 032	.3625	22'3 ; 24'6	4.387	4.920	17
18	0.00	3:1	023	.3770	235	0.000	0.000	18
19	23.97	3:1 4:4	034 054	.3800	2'35 ; 22'66'	0.143	0.154	19
20	24.08	3:1	029	.3820	245	0.048	0.054	20
21	24.22	3:1	026	.3911	23'5	0.960	1.077	21
22	24.29	3:1	025	.3937	23'4	0.526	0.589	22
23	24.46	3:1	031	.4024	24'5	3.141	3.523	23
24	24.51	3:1 4:3	028 050	.4031	244' ; 22'46	4.395	4.929	24
25	24.84	3:1 4:3	021 033	.4170	233' ; 234 ; 22'56'	1.681	1.871	25
26	25.00	3:1 4:3	022 051	.4267	234' ; 22'46'	1.293	1.444	26
	25.19	4:3	045	.4334	22'36	1.274	1.260	27
28	0.00	3:1	036	.4379	33'5	0.000	0.000	28
29	25.42	4:3	046	.4450	22'36'	0.679	0.672	29
30	0.00	3:1	039	.4488	34'5	0.000	0.000	30
31	25.68	4:2	052 073	.4554	22'55' ; 23'5'6	9.724	9.618	31

000228

311743

PEAK#	RET. TIME	T-CL:O-CL	IUPAC#	RRT	CONGENERS	WEIGHT %	MOLE %	PEAK#
32	25.81	4:2	049	.4610	22'45	5.396	5.338	32
33	25.90	4:2	047	.4639	22'44'	2.067	2.044	33
34	25.95	4:2	048 075	.4651	22'45 ; 244'6	0.677	0.670	34
35	0.00	4:2	065 062	.4865	2346 ; 2356	0.000	0.000	35
36	26.12	3:0	035	.4738	33'4	0.223	0.250	36
37	26.27	5:4 4:2	104 044	.4832	22'466' ; 22'35'	4.931	4.878	37
38	26.37	3:0 4:2	037 042	.4870	344' ; 22'34' ; 233'6	3.644	3.863	38
39	26.65	4:2	064 071	.4990	23'34 ; 234'6 ; 23'4'6 +	4.352	4.305	39
40	0.00	4:1	068	.5040	23'45' ?	0.000	0.000	40
41	26.77	5:4	096	.5057	22'366'	0.345	0.305	41
42	26.86	4:2	040	.5102	22'33'	1.460	1.444	42
43	27.06	5:3 4:1	103 057	.5155	22'45'6 ; 233'5	0.329	0.318	43
44	27.22	5:3 4:1	100 067	.5212	22'44'6 ; 23'4'5	0.224	0.217	44
45	27.31	4:1	058 063	.5267	233'5' ; 234'5	0.183	0.181	45
46	27.45	4:1 5:3	074 094	.5340	244'5 ; 22'356'	0.607	0.601	46
47	27.55	4:1	070 061	.5407	23'4'5 ; 2'345 ; 2345?	1.404	1.389	47
48	27.68	4:1 5:3	066 095	.5447	23'44' ; 22'356 ; 22'35'6	5.684	5.593	48
49	27.87	5:3 4:1	091 098	.5549	22'34'6 ; 22'3'46 ; 233'4	1.008	0.897	49
50	28.09	4:1	056 060	.5676	233'4' ; 2344'	2.065	2.043	50
51	28.28	6:4 5:3	155 084	.5666	22'44'66' ; 22'33'6; 22'355'	4.382	3.877	51
52	28.36	5:3	089	.5779	22'346'	0.368	0.326	52
53	28.47	5:2	101 090	.5814	22'34'5 ; 22'455'	2.964	2.623	53
54	28.63	5:2	099	.5880	22'44'5	2.089	1.849	54
55	28.83	6:4 5:2	150 112	.5969	22'34'66' ; 233'56 ; 23'44'6	0.051	0.046	55
56	28.91	5:2	083 109	.6029	22'33'5 ; 233'46	1.108	0.980	56
57	29.06	6:4 5:2	152 097	.6062	22'3566' ; 22'345 ; 22'3'45	0.669	0.592	57
58	29.19	5:2	087 111	.6175	22'345' ; 233'55' ; 2344'6	1.167	1.033	58
59	29.34	5:2	085 116	.6224	22'344' ; 23456?	2.203	1.950	59
60	29.40	6:4	136	.6257	22'33'66'	0.210	0.168	60
61	29.50	4:0 5:2	077 110	.6295	33'44' ; 233'4'6	3.630	3.319	61
62	0.00	6:3	154	.6349	22'44'56'	0.000	0.000	62
63	29.80	5:2	082	.6453	22'33'4	0.272	0.241	63
64	30.03	6:3	151	.6499	22'355'6	0.468	0.374	64
65	30.15	6:3 5:1	135 124	.6563	22'33'56' ; 2'344'5	0.288	0.238	65
66	0.00	6:3	144	.6584	22'345'6	0.000	0.000	66
67	30.28	5:1 6:3	107 108	.6628	233'4'5 ; 233'45' ; 22'34'56	0.346	0.297	67
68	30.34	5:1	123	.6658	2'344'5	0.112	0.099	68
69	30.43	6:3 5:1	149 118	.6672	22'34'5'6 ; 23'44'5 ; 233'45	1.685	1.442	69
70	0.00	6:3	139 140	.6707	22'344'6 ; 22'344'6'	0.000	0.000	70
71	30.77	6:3 5:1	134 143	.6796	22'33'56' ; 22'3456'; 2344'5	0.097	0.080	71
72	30.96	5:1 6:3	122 131	.6871	2'33'45; 22'33'46;22'33'55'+	0.022	0.019	72
73	31.20	6:2	146 161	.6955	22'34'55' ; 233'45'6	0.170	0.136	73
74	31.32	6:3 5:1	132 105	.7035	22'33'46' ; 233'44'	0.465	0.387	74
75	31.45	6:2	153	.7036	22'44'55'	0.697	0.558	75
76	0.00	6:2	168	.7068	23'44'5'6	0.000	0.000	76
77	31.92	6:2	141	.7203	22'3455'	0.096	0.077	77
78	0.00	7:4	179	.7205	22'33'566'	0.000	0.000	78
79	32.16	6:2	130	.7284	22'33'45'	0.045	0.036	79
80	32.26	6:2	137	.7329	22'344'5	0.152	0.121	80
81	0.00	7:4	176	.7305	22'33'466'	0.000	0.000	81
82	32.50	6:2	138 163	.7403	22'344'5' ; 233'4'56 ; +2	0.863	0.691	82
83	32.66	6:2	158	.7429	233'44'6	0.026	0.021	83
84	32.84	6:2	129	.7501	22'33'45	0.006	0.004	84
85	33.16	7:3	178	.7537	22'33'55'6	0.070	0.051	85
86	0.00	6:2	166	.7572	2344'56	0.000	0.000	86
87	0.00	7:3	175	.7611	22'33'45'6	0.000	0.000	87

PEAK#	RET. TIME	T-CL:O-CL	IUPAC#	RRT	CONGENERS	WEIGHT %	MOLE %	PEAK#
88	33.55	7:3	187 182	.7653	22'34'55'6 ; 22'344'56'	0.191	0.139	88
89	33.66	6:2	128	.7761	22'33'44'	0.070	0.056	89
90	33.83	7:3	183	.7720	22'344'5'6	0.028	0.020	90
91	0.00	6:1	167	.7814	23'44'55'	0.000	0.000	91
92	0.00	7:3	185	.7848	22'3455'6	0.000	0.000	92
93	34.71	7:3	174 181	.7965	22'33'456' ; 22'344'56	0.092	0.068	93
94	34.91	7:3	177	.8031	22'33'4'56	0.255	0.186	94
95	35.19	7:3 6:1	171 156	.8105	22'33'44'6 ; 233'44'5	0.061	0.046	95
96	0.00	8:4	202	.8089	22'33'55'66'	0.000	0.000	96
97	0.00	6:1	157	.8184	233'44'5'	0.000	0.000	97
98	0.00	7:3	173	.8152	22'33'456	0.000	0.000	98
99	0.00	8:4	200 204	.8197	22'33'45'66' ; 22'344'566'	0.000	0.000	99
100	0.00	7:2	172 192	.8278	22'33'455' ; 233'455'6	0.000	0.000	100
101	0.00	8:4	197	.8293	22'33'44'66'	0.000	0.000	101
102	36.60	7:2	180	.8362	22'344'55'	0.118	0.087	102
103	0.00	7:2	193	.8397	233'4'55'6	0.000	0.000	103
104	0.00	7:2	191	.8447	233'44'5'6	0.000	0.000	104
105	0.00	8:4	199	.8494	22'33'4566'	0.000	0.000	105
106	38.46	7:2	170	.8740	22'33'44'5	0.023	0.017	106
107	0.00	7:2	190	.8740	233'44'56	0.000	0.000	107
108	0.00	8:3	198	.8845	22'33'455'6	0.000	0.000	108
109	0.00	8:3	201	.8875	22'33'4'55'6	0.000	0.000	109
110	0.00	8:3	196 203	.8935	22'33'44'5'6 ; 22'344'55'6	0.000	0.000	110
111	0.00	7:1	189	.9142	233'44'55'	0.000	0.000	111
112	0.00	8:3	195	.9321	22'33'44'56	0.000	0.000	112
113	0.00	9:4	208	.9320	22'33'455'66'	0.000	0.000	113
114	0.00	9:4	207	.9423	22'33'44'566'	0.000	0.000	114
115	0.00	8:2	194	.9620	22'33'44'55'	0.000	0.000	115
116	0.00	8:2	205	.9678	233'44'55'6	0.000	0.000	116
117	0.00	9:3	206	1.010	22'33'44'55'6	0.000	0.000	117
118	0.00	10:4	209	1.050	22'33'44'55'66'	0.000	0.000	118

CONCENTRATION = 2.314 Total ug

TOTAL MICROMOLES = 0.0080

AVERAGE MOLECULAR WEIGHT = 288.8

NUMBER OF CALIBRATED PEAKS FOUND= 74

000230

311745

Sample: STA17-SUR Channel: detector 1 Filename: A809408
Acquired: 09-JAN-99 4:01 Method: J:\MAX99\GC9\QEA0108A Operator: REW
Dilution: 1 : 10.000 Amount: 1.000
Comments: NORTHEAST ANALYTICAL 301 NOTT STREET SCHENECTADY, NY 518-346-4592

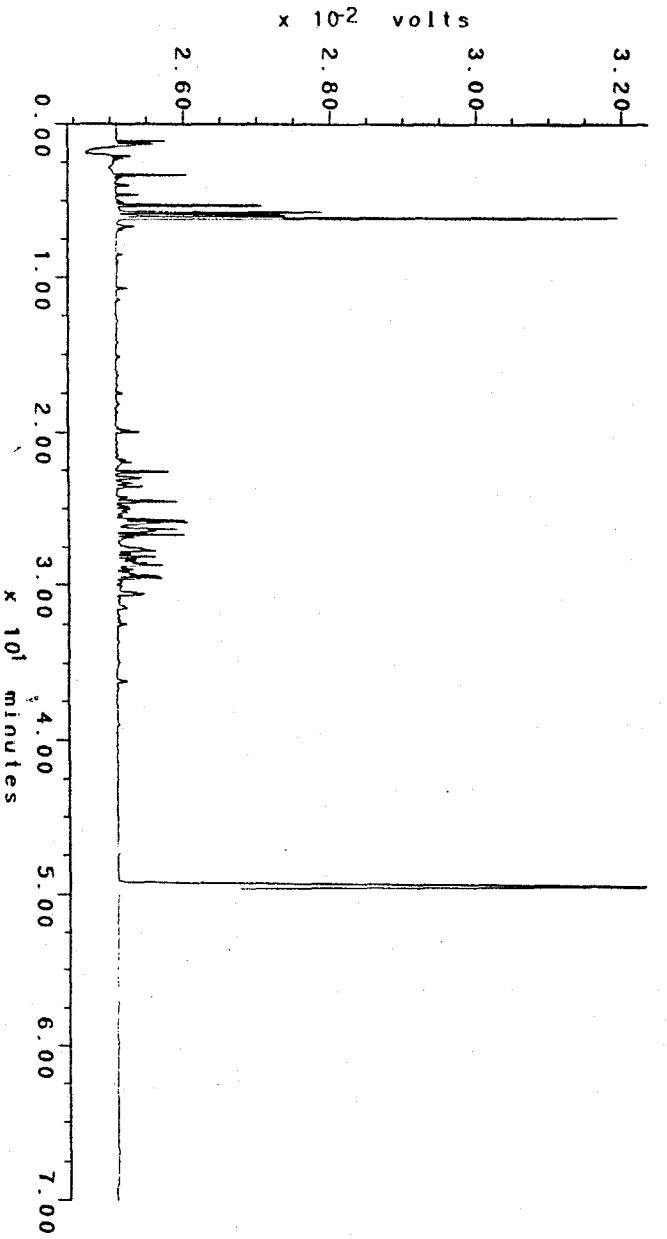

NORTHEAST ANALYTICAL, INC.

301 NOTT STREET
SCHENECTADY, NY 12305
(518) 346-4592

PCB SUMMARY REPORT

NEA FILE NAME: AB09409.hrs

CUSTOMER: GENERAL ELECTRIC COMPANY (QEA)
SAMPLE DESCRIPTION: STA18A-SUR
COMMENT: 1999 CSPCB SPMD SAMPLES PROJECT GENHUD #150 COC:12/17/98
DATE ACQUIRED: 9-JAN-1999 5:23

Total PCBs in Sample= 2.47 Total ug

PCB Homolog Distribution

Homologs	Wt. %	Mole %
Mono	0.00	0.00
Di	2.10	2.62
Tri	27.71	31.05
Tetra	42.40	42.06
Penta	23.03	20.49
Hexa	3.88	3.15
Hepta	0.87	0.64
Octa	0.00	0.00
Nona	0.00	0.00
Deca	0.00	0.00

NOMINAL 'AROCLOR' Distribution

Aroclor	Indicator Peak (PK#/IUPAC#)	Amount Total ug	Percent SEDIMENT	Percent BIOTA
A1221	2/001	0.0000	0.0	0.0
A1242	23+24/31+28	0.1735	66.0	68.4
A1254SED	61/110	0.0852	32.4	
A1254BIO	***/###	0.0759		29.9
A1260	102/180	0.0042	1.6	1.7
A1268	115/194	0.0000	0.0	0.0

***/###:69+75+82/149+153+138

ortho Cl / biphenyl Residue = 1.79

Meta + Para Cl / biphenyl Residue = 2.14

TOTAL Cl / biphenyl Residue = 3.92

000232

311747

NORTHEAST ANALYTICAL, INC.

301 NOTT STREET
SCHENECTADY, NY 12305
(518) 346-4592

PCB CONGENER AMOUNT REPORT

NEA FILE NAME: AB09409.mol

CUSTOMER: GENERAL ELECTRIC COMPANY (QEA)
SAMPLE DESCRIPTION: STA18A-SUR
COMMENT: 1999 CSPCB SPMD SAMPLES PROJECT GENHUD #150 COC:12/17/98
DATE ACQUIRED: 9-JAN-1999 5:23

TYPE FOR MIXED PEAK DECONVOLUTION= S

PEAK NO.	RETENTION TIME	MOLECULAR WT.	PEAK AREA	AMOUNT (Total ug)	Nanomoles
1	0.00	154.20	0.0	0.00000	0.00000
2	0.00	188.70	0.0	0.00000	0.00000
3	0.00	188.70	0.0	0.00000	0.00000
4	0.00	188.70	0.0	0.00000	0.00000
5	19.97	223.10	40.1	0.01850	0.08292
6	20.94	223.10	9.9	0.00062	0.00278
7	21.26	223.10	9.2	0.00123	0.00551
8	21.47	223.10	44.1	0.01157	0.05186
9	0.00	223.10	0.0	0.00000	0.00000
10	22.11	257.50	174.6	0.01485	0.05767
11	0.00	257.50	0.0	0.00000	0.00000
12	0.00	223.10	0.0	0.00000	0.00000
13	0.00	223.10	0.0	0.00000	0.00000
14	22.95	249.00	908.9	0.08053	0.32341
15	23.03	257.50	733.1	0.12951	0.50295
16	23.31	257.50	709.6	0.03355	0.13029
17	23.57	257.50	1153.0	0.10833	0.42070
18	0.00	257.50	0.0	0.00000	0.00000
19	23.97	267.90	25.6	0.00403	0.01504
20	24.08	257.50	15.3	0.00071	0.00276
21	24.23	257.50	353.5	0.02448	0.09507
22	24.30	257.50	257.5	0.01272	0.04940
23	24.47	257.50	1122.8	0.07031	0.27305
24	24.51	257.50	2058.8	0.10318	0.40070
25	24.85	259.50	572.7	0.03964	0.15276
	25.01	258.70	485.3	0.03250	0.12563
27	25.20	292.00	456.9	0.03017	0.10332
28	0.00	257.50	0.0	0.00000	0.00000
29	25.43	292.00	205.3	0.01544	0.05288
30	0.00	257.50	0.0	0.00000	0.00000
31	25.68	292.00	2291.4	0.23537	0.80606
32	25.82	292.00	2637.7	0.13047	0.44682

000233

311748

33	25.91	292.00	1451.8	0.04992	0.17096
34	25.96	292.00	334.7	0.01536	0.05260
35	0.00	292.00	0.0	0.00000	0.00000
36	26.13	257.50	14.0	0.00286	0.01111
37	26.27	292.00	1921.7	0.11729	0.40168
38	26.38	272.40	1233.9	0.08882	0.32606
39	26.65	292.00	2395.4	0.10439	0.35750
40	0.00	292.00	0.0	0.00000	0.00000
41	26.78	326.40	38.4	0.00731	0.02240
42	26.86	292.00	671.7	0.03511	0.12024
43	27.07	298.90	96.9	0.01232	0.04122
44	27.22	298.90	190.2	0.00632	0.02114
45	27.31	292.00	122.6	0.00429	0.01469
46	27.45	292.00	481.5	0.01473	0.05045
47	27.55	292.00	874.9	0.03466	0.11870
48	27.69	293.50	2392.1	0.13984	0.47646
49	27.87	324.70	452.6	0.02246	0.06917
50	28.10	292.00	1965.6	0.06608	0.22630
51	28.28	326.40	1134.5	0.11849	0.36302
52	28.36	326.40	197.5	0.00993	0.03042
53	28.48	326.40	1448.2	0.07624	0.23358
54	28.63	326.40	2064.4	0.06641	0.20346
55	28.84	326.40	52.0	0.00091	0.00279
56	28.92	326.40	738.4	0.03400	0.10417
57	29.07	326.40	437.7	0.01525	0.04672
58	29.20	326.40	641.5	0.02543	0.07791
59	29.34	326.40	1718.7	0.05392	0.16520
60	29.41	360.90	113.6	0.00516	0.01430
61	29.51	315.80	1840.8	0.08520	0.26979
62	0.00	360.90	0.0	0.00000	0.00000
63	29.80	326.40	152.4	0.00521	0.01596
64	30.04	360.90	233.3	0.01098	0.03042
65	30.16	350.50	109.8	0.00299	0.00853
[illegible]	0.00	360.90	0.0	0.00000	0.00000
67	30.28	336.80	101.7	0.00453	0.01345
68	30.34	326.40	27.5	0.00220	0.00674
69	30.43	337.50	932.5	0.03895	0.11541
70	0.00	360.90	0.0	0.00000	0.00000
71	30.78	347.80	98.5	0.00317	0.00911
72	30.98	336.80	25.6	0.00061	0.00181
73	31.20	360.90	107.2	0.00418	0.01158
74	31.32	347.80	376.9	0.00986	0.02835
75	31.46	360.90	450.9	0.01614	0.04472
76	0.00	360.90	0.0	0.00000	0.00000
77	31.92	360.90	76.3	0.00362	0.01003
78	0.00	395.30	0.0	0.00000	0.00000
79	32.16	360.90	19.6	0.00141	0.00391
80	32.28	360.90	279.6	0.00566	0.01568
81	0.00	395.30	0.0	0.00000	0.00000
82	32.51	360.90	624.0	0.02086	0.05780
83	32.67	360.90	29.6	0.00078	0.00216
84	32.85	360.90	12.7	0.00009	0.00025
85	33.15	395.30	16.3	0.00103	0.00261
86	0.00	360.90	0.0	0.00000	0.00000
87	0.00	395.30	0.0	0.00000	0.00000
88	33.56	395.30	135.6	0.00510	0.01290
89	33.67	360.90	92.2	0.00188	0.00521
90	33.83	395.30	18.5	0.00065	0.00164
91	34.07	360.90	19.3	0.00051	0.00141
[illegible]	0.00	394.30	0.0	0.00000	0.00000
93	34.70	394.30	33.1	0.00119	0.00302
94	34.90	394.30	177.6	0.00701	0.01778
95	35.19	382.20	24.8	0.00083	0.00217
96	35.45	429.80	11.4	0.00006	0.00014
97	0.00	360.90	0.0	0.00000	0.00000
98	0.00	395.30	0.0	0.00000	0.00000

000234

311749

99	0.00	429.80	0.0	0.00000	0.00000
100	0.00	395.30	0.0	0.00000	0.00000
101	0.00	429.80	0.0	0.00000	0.00000
102	36.60	395.30	146.8	0.00424	0.01073
103	0.00	395.30	0.0	0.00000	0.00000
104	0.00	395.30	0.0	0.00000	0.00000
105	0.00	429.80	0.0	0.00000	0.00000
5	38.49	395.30	98.9	0.00179	0.00453
107	0.00	395.30	0.0	0.00000	0.00000
108	0.00	429.80	0.0	0.00000	0.00000
109	0.00	429.80	0.0	0.00000	0.00000
110	0.00	429.80	0.0	0.00000	0.00000
111	0.00	395.30	0.0	0.00000	0.00000
112	0.00	429.80	0.0	0.00000	0.00000
113	0.00	464.20	0.0	0.00000	0.00000
114	0.00	464.20	0.0	0.00000	0.00000
115	0.00	429.80	0.0	0.00000	0.00000
116	0.00	429.80	0.0	0.00000	0.00000
117	0.00	464.20	0.0	0.00000	0.00000
118	0.00	498.60	0.0	0.00000	0.00000

CONCENTRATION = 2.466 Total ug

TOTAL MICROMOLES = 0.0085

AVERAGE MOLECULAR WEIGHT = 289.0

NUMBER OF CALIBRATED PEAKS FOUND= 76

INTERNAL STANDARD RETENTION TIME = 49.41 MINUTES

INTERNAL STANDARD PEAK AREA = 80473.5

NORTHEAST ANALYTICAL, INC.

301 NOTT STREET
SCHENECTADY, NY 12305
(518) 346-4592

CONGENER WEIGHT and MOLE REPORT

NEA FILE NAME: AB09409.mol

CUSTOMER: GENERAL ELECTRIC COMPANY (QEA)
SAMPLE DESCRIPTION: STA18A-SUR
COMMENT: 1999 CSPCB SPMD SAMPLES PROJECT GENHUD #150 COC:12/17/98
DATE ACQUIRED: 9-JAN-1999 5:23

TYPE FOR MIXED PEAK DECONVOLUTION= S

PEAK#	RET. TIME	T-CL:O-CL	IUPAC#	RRT	CONGENERS	WEIGHT %	MOLE %	PEAK#
	0.00	0:0	000	.0997	BIPHENYL	0.000	0.000	1
2	0.00	1:1	001	.1544	2	0.000	0.000	2
3	0.00	1:0	002	.1937	3	0.000	0.000	3
4	0.00	1:0	003	.1975	4	0.000	0.000	4
5	19.97	2:2	004 010	.2245	22' ; 26	0.750	0.972	5
6	20.94	2:1	007 009	.2566	24 ; 25	0.025	0.033	6
7	21.26	2:1	006	.2709	23'	0.050	0.065	7
8	21.47	2:1	005 008	.2785	23 ; 24'	0.469	0.608	8
9	0.00	2:0	014	.2973	35	0.000	0.000	9
10	22.11	3:3	019	.3045	22'6	0.602	0.676	10
11	0.00	3:2	030	.3165	246	0.000	0.000	11
12	0.00	2:0	011	.3238	33'	0.000	0.000	12
13	0.00	2:0	012 013	.3297	34 ; 34'	0.000	0.000	13
14	22.95	3:2 2:0	018 015	.3387	22'5 ; 44'	3.266	3.791	14
15	23.03	3:2	017	.3398	22'4	5.252	5.895	15
16	23.31	3:2	024 027	.3508	236 ; 23'6	1.361	1.527	16
17	23.57	3:2	016 032	.3625	22'3 ; 24'6	4.393	4.931	17
18	0.00	3:1	023	.3770	235	0.000	0.000	18
19	23.97	3:1 4:4	034 054	.3800	2'35 ; 22'66'	0.163	0.176	19
20	24.08	3:1	029	.3820	245	0.029	0.032	20
21	24.23	3:1	026	.3911	23'5	0.993	1.114	21
22	24.30	3:1	025	.3937	23'4	0.516	0.579	22
23	24.47	3:1	031	.4024	24'5	2.851	3.200	23
24	24.51	3:1 4:3	028 050	.4031	244' ; 22'46	4.184	4.697	24
25	24.85	3:1 4:3	021 033	.4170	233' ; 234 ; 22'56'	1.608	1.790	25
26	25.01	3:1 4:3	022 051	.4267	234' ; 22'46'	1.318	1.472	26
	25.20	4:3	045	.4334	22'36	1.223	1.211	27
28	0.00	3:1	036	.4379	33'5	0.000	0.000	28
29	25.43	4:3	046	.4450	22'36'	0.626	0.620	29
30	0.00	3:1	039	.4488	34'5	0.000	0.000	30
31	25.68	4:2	052 073	.4554	22'55' ; 23'5'6	9.545	9.448	31

000236

311751

PEAK#	RET. TIME	T-CL:O-CL	IUPAC#	RRT	CONGENERS	WEIGHT %	MOLE %	PEAK#
32	25.82	4:2	049	.4610	22'45	5.291	5.237	32
33	25.91	4:2	047	.4639	22'44'	2.024	2.004	33
34	25.96	4:2	048 075	.4651	22'45 ; 244'6	0.623	0.617	34
35	0.00	4:2	065 062	.4865	2346 ; 2356	0.000	0.000	35
36	26.13	3:0	035	.4738	33'4	0.116	0.130	36
37	26.27	5:4 4:2	104 044	.4832	22'466' ; 22'35'	4.756	4.708	37
38	26.38	3:0 4:2	037 042	.4870	344' ; 22'34' ; 233'6	3.602	3.822	38
39	26.65	4:2	064 071	.4990	23'34 ; 234'6 ; 23'4'6 +	4.233	4.190	39
40	0.00	4:1	068	.5040	23'45' ?	0.000	0.000	40
41	26.78	5:4	096	.5057	22'366'	0.296	0.263	41
42	26.86	4:2	040	.5102	22'33'	1.424	1.409	42
43	27.07	5:3 4:1	103 057	.5155	22'45'6 ; 233'5	0.500	0.483	43
44	27.22	5:3 4:1	100 067	.5212	22'44'6 ; 23'4'5	0.256	0.248	44
45	27.31	4:1	058 063	.5267	233'5' ; 234'5	0.174	0.172	45
46	27.45	4:1 5:3	074 094	.5340	244'5 ; 22'356'	0.597	0.591	46
47	27.55	4:1	070 061	.5407	23'4'5 ; 2'345 ; 2345?	1.406	1.391	47
48	27.69	4:1 5:3	066 095	.5447	23'44' ; 22'356 ; 22'35'6	5.671	5.585	48
49	27.87	5:3 4:1	091 098	.5549	22'34'6 ; 22'3'46 ; 233'4	0.911	0.811	49
50	28.10	4:1	056 060	.5676	233'4' ; 2344'	2.680	2.652	50
51	28.28	6:4 5:3	155 084	.5666	22'44'66' ; 22'33'6; 22'355'	4.805	4.255	51
52	28.36	5:3	089	.5779	22'346'	0.403	0.357	52
53	28.48	5:2	101 090	.5814	22'34'5 ; 22'455'	3.092	2.738	53
54	28.63	5:2	099	.5880	22'44'5	2.693	2.385	54
55	28.84	6:4 5:2	150 112	.5969	22'34'66' ; 233'56 ; 23'44'6	0.037	0.033	55
56	28.92	5:2	083 109	.6029	22'33'5 ; 233'46	1.379	1.221	56
[illegible]	29.07	6:4 5:2	152 097	.6062	22'3566' ; 22'345 ; 22'3'45	0.618	0.548	57
58	29.20	5:2	087 111	.6175	22'345' ; 233'55' ; 2344'6	1.031	0.913	58
59	29.34	5:2	085 116	.6224	22'344' ; 23456?	2.187	1.936	59
60	29.41	6:4	136	.6257	22'33'66'	0.209	0.168	60
61	29.51	4:0 5:2	077 110	.6295	33'44' ; 233'4'6	3.455	3.162	61
62	0.00	6:3	154	.6349	22'44'56'	0.000	0.000	62
63	29.80	5:2	082	.6453	22'33'4	0.211	0.187	63
64	30.04	6:3	151	.6499	22'355'6	0.445	0.357	64
65	30.16	6:3 5:1	135 124	.6563	22'33'56' ; 2'344'5	0.121	0.100	65
66	0.00	6:3	144	.6584	22'345'6	0.000	0.000	66
67	30.28	5:1 6:3	107 108	.6628	233'4'5 ; 233'45' ; 22'34'56	0.184	0.158	67
68	30.34	5:1	123	.6658	2'344'5	0.089	0.079	68
69	30.43	6:3 5:1	149 118	.6672	22'34'5'6 ; 23'44'5 ; 233'45	1.580	1.353	69
70	0.00	6:3	139 140	.6707	22'344'6 ; 22'344'6'	0.000	0.000	70
71	30.78	6:3 5:1	134 143	.6796	22'33'56' ; 22'3456'; 2344'5	0.129	0.107	71
72	30.98	5:1 6:3	122 131	.6871	2'33'45; 22'33'46;22'33'55'+	0.025	0.021	72
73	31.20	6:2	146 161	.6955	22'34'55' ; 233'45'6	0.170	0.136	73
74	31.32	6:3 5:1	132 105	.7035	22'33'46' ; 233'44'	0.400	0.332	74
75	31.46	6:2	153	.7036	22'44'55'	0.655	0.524	75
76	0.00	6:2	168	.7068	23'44'5'6	0.000	0.000	76
77	31.92	6:2	141	.7203	22'3455'	0.147	0.118	77
78	0.00	7:4	179	.7205	22'33'566'	0.000	0.000	78
79	32.16	6:2	130	.7284	22'33'45'	0.057	0.046	79
80	32.28	6:2	137	.7329	22'344'5	0.230	0.184	80
81	0.00	7:4	176	.7305	22'33'466'	0.000	0.000	81
82	32.51	6:2	138 163	.7403	22'344'5' ; 233'4'56 ; +2	0.846	0.677	82
	32.67	6:2	158	.7429	233'44'6	0.032	0.025	83
84	32.85	6:2	129	.7501	22'33'45	0.004	0.003	84
85	33.15	7:3	178	.7537	22'33'55'6	0.042	0.031	85
86	0.00	6:2	166	.7572	2344'56	0.000	0.000	86
87	0.00	7:3	175	.7611	22'33'45'6	0.000	0.000	87

PEAK#	RET. TIME	T-CL:O-CL	IUPAC#	RRT	CONGENERS	WEIGHT %	MOLE %	PEAK#
88	33.56	7:3	187 182	.7653	22'34'55'6 ; 22'344'56'	0.207	0.151	88
89	33.67	6:2	128	.7761	22'33'44'	0.076	0.061	89
90	33.83	7:3	183	.7720	22'344'5'6	0.026	0.019	90
91	34.07	6:1	167	.7814	23'44'55'	0.021	0.017	91
92	0.00	7:3	185	.7848	22'3455'6	0.000	0.000	92
93	34.70	7:3	174 181	.7965	22'33'456' ; 22'344'56	0.048	0.035	93
94	34.90	7:3	177	.8031	22'33'4'56	0.284	0.208	94
95	35.19	7:3 6:1	171 156	.8105	22'33'44'6 ; 233'44'5	0.034	0.025	95
96	35.45	8:4	202	.8089	22'33'55'66'	0.002	0.002	96
97	0.00	6:1	157	.8184	233'44'5'	0.000	0.000	97
98	0.00	7:3	173	.8152	22'33'456	0.000	0.000	98
99	0.00	8:4	200 204	.8197	22'33'45'66' ; 22'344'566'	0.000	0.000	99
100	0.00	7:2	172 192	.8278	22'33'455' ; 233'455'6	0.000	0.000	100
101	0.00	8:4	197	.8293	22'33'44'66'	0.000	0.000	101
102	36.60	7:2	180	.8362	22'344'55'	0.172	0.126	102
103	0.00	7:2	193	.8397	233'4'55'6	0.000	0.000	103
104	0.00	7:2	191	.8447	233'44'5'6	0.000	0.000	104
105	0.00	8:4	199	.8494	22'33'4566'	0.000	0.000	105
106	38.49	7:2	170	.8740	22'33'44'5	0.073	0.053	106
107	0.00	7:2	190	.8740	233'44'56	0.000	0.000	107
108	0.00	8:3	198	.8845	22'33'455'6	0.000	0.000	108
109	0.00	8:3	201	.8875	22'33'4'55'6	0.000	0.000	109
110	0.00	8:3	196 203	.8935	22'33'44'5'6 ; 22'344'55'6	0.000	0.000	110
111	0.00	7:1	189	.9142	233'44'55'	0.000	0.000	111
112	0.00	8:3	195	.9321	22'33'44'56	0.000	0.000	112
113	0.00	9:4	208	.9320	22'33'455'66'	0.000	0.000	113
114	0.00	9:4	207	.9423	22'33'44'566'	0.000	0.000	114
115	0.00	8:2	194	.9620	22'33'44'55'	0.000	0.000	115
116	0.00	8:2	205	.9678	233'44'55'6	0.000	0.000	116
117	0.00	9:3	206	1.010	22'33'44'55'6	0.000	0.000	117
118	0.00	10:4	209	1.050	22'33'44'55'66'	0.000	0.000	118

CONCENTRATION = 2.466 Total ug

TOTAL MICROMOLES = 0.0085

AVERAGE MOLECULAR WEIGHT = 289.0

NUMBER OF CALIBRATED PEAKS FOUND= 76

Sample: STA18A-SUR Channel: detector 1 Filename: AB09409
Acquired: 09-JAN-99 5:23 Method: J:\MAX99\GC9\QEA0108A Operator: REW
Dilution: 1 : 10.000 Amount: 1.000
Comments: NORTHEAST ANALYTICAL 301 NOTT STREET SCHENECTADY, NY 518-346-4592

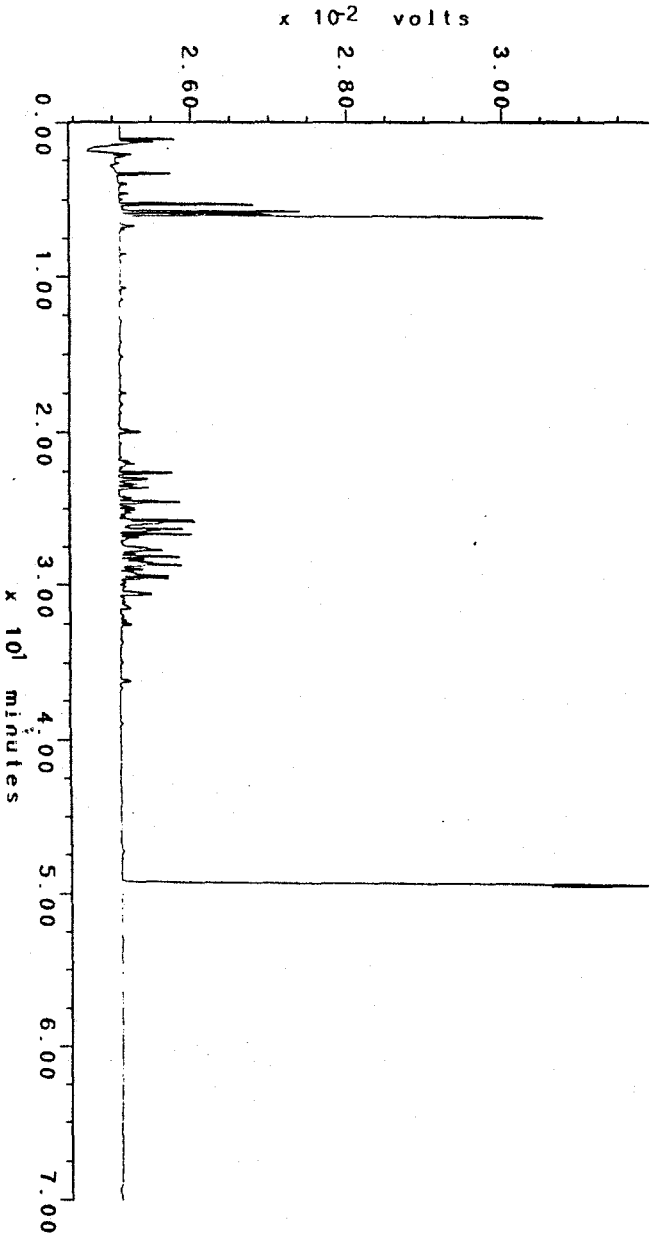

NORTHEAST ANALYTICAL, INC.

301 NOTT STREET
SCHENECTADY, NY 12305
(518) 346-4592

PCB SUMMARY REPORT

NEA FILE NAME: AB09410.hrs

CUSTOMER: GENERAL ELECTRIC COMPANY (QEA)
SAMPLE DESCRIPTION: STA18A-BOT
COMMENT: 1999 CSPCB SPMD SAMPLES PROJECT GENHUD #150 COC:12/17/98
DATE ACQUIRED: 9-JAN-1999 6:45

Total PCBs in Sample= 2.38 Total ug

PCB Homolog Distribution

Homologs	Wt. %	Mole %
Mono	0.00	0.00
Di	2.17	2.70
Tri	28.23	31.60
Tetra	42.11	41.72
Penta	22.66	20.14
Hexa	3.93	3.19
Hepta	0.85	0.62
Octa	0.04	0.03
Nona	0.00	0.00
Deca	0.00	0.00

NOMINAL 'AROCLOR' Distribution

Aroclor	Indicator Peak (PK#/IUPAC#)	Amount Total ug	Percent SEDIMENT	Percent BIOTA
A1221	2/001	0.0000	0.0	0.0
A1242	23+24/31+28	0.1683	65.0	68.2
A1254SED	61/110	0.0864	33.4	
A1254BIO	***/###	0.0740		30.0
A1260	102/180	0.0044	1.7	1.8
A1268	115/194	0.0000	0.0	0.0

***/###:69+75+82/149+153+138

rtho Cl / biphenyl Residue = 1.79

Meta + Para Cl / biphenyl Residue = 2.13

TOTAL Cl / biphenyl Residue = 3.91

000240

311755

NORTHEAST ANALYTICAL, INC.

301 NOTT STREET
SCHENECTADY, NY 12305
(518) 346-4592

PCB CONGENER AMOUNT REPORT

NEA FILE NAME: AB09410.mol

CUSTOMER: GENERAL ELECTRIC COMPANY (QEA)
SAMPLE DESCRIPTION: STA18A-BOT
COMMENT: 1999 CSPCB SPMD SAMPLES PROJECT GENHUD #150 COC:12/17/98
DATE ACQUIRED: 9-JAN-1999 6:45

TYPE FOR MIXED PEAK DECONVOLUTION= S

PEAK NO.	RETENTION TIME	MOLECULAR WT.	PEAK AREA	AMOUNT (Total ug)	Nanomoles
	0.00	154.20	0.0	0.00000	0.00000
2	0.00	188.70	0.0	0.00000	0.00000
3	0.00	188.70	0.0	0.00000	0.00000
4	0.00	188.70	0.0	0.00000	0.00000
5	19.99	223.10	39.3	0.01927	0.08637
6	20.94	223.10	2.6	0.00017	0.00076
7	21.26	223.10	15.1	0.00214	0.00959
8	21.46	223.10	37.7	0.01049	0.04702
9	0.00	223.10	0.0	0.00000	0.00000
10	22.11	257.50	176.7	0.01596	0.06198
11	0.00	257.50	0.0	0.00000	0.00000
12	0.00	223.10	0.0	0.00000	0.00000
13	0.00	223.10	0.0	0.00000	0.00000
14	22.95	249.00	847.4	0.07978	0.32040
15	23.03	257.50	667.4	0.12526	0.48645
16	23.31	257.50	667.0	0.03351	0.13014
17	23.57	257.50	1091.7	0.10897	0.42318
18	0.00	257.50	0.0	0.00000	0.00000
19	23.97	267.90	23.8	0.00398	0.01486
20	24.09	257.50	12.4	0.00061	0.00237
21	24.23	257.50	321.5	0.02366	0.09188
22	24.30	257.50	230.3	0.01209	0.04695
23	24.47	257.50	1033.1	0.06873	0.26691
24	24.51	257.50	1869.4	0.09954	0.38656
25	24.85	259.50	566.3	0.04164	0.16046
	25.01	258.70	454.7	0.03235	0.12505
[illegible]	25.20	292.00	429.9	0.03015	0.10325
	0.00	257.50	0.0	0.00000	0.00000
[illegible]	25.43	292.00	202.9	0.01621	0.05551
30	0.00	257.50	0.0	0.00000	0.00000
31	25.68	292.00	2070.3	0.22593	0.77373
32	25.82	292.00	2347.1	0.12334	0.42240

000241

311756

33	25.91	292.00	1255.9	0.04588	0.15712
34	25.96	292.00	363.5	0.01772	0.06068
35	0.00	292.00	0.0	0.00000	0.00000
36	26.13	257.50	9.7	0.00212	0.00823
37	26.27	292.00	1794.8	0.11638	0.39856
38	26.38	272.40	1134.5	0.08676	0.31850
39	26.65	292.00	2162.1	0.10010	0.34281
[illegible]	0.00	292.00	0.0	0.00000	0.00000
[illegible]	26.78	326.40	38.6	0.00780	0.02390
42	26.86	292.00	610.2	0.03389	0.11606
43	27.06	298.90	74.2	0.01003	0.03356
44	27.22	298.90	190.1	0.00671	0.02245
45	27.32	292.00	122.4	0.00455	0.01558
46	27.45	292.00	501.4	0.01630	0.05582
47	27.55	292.00	794.3	0.03344	0.11452
48	27.69	293.50	2128.1	0.13217	0.45032
49	27.87	324.70	431.0	0.02272	0.06997
50	28.09	292.00	1610.6	0.05752	0.19699
51	28.28	326.40	933.3	0.10355	0.31725
52	28.36	326.40	186.6	0.00997	0.03055
53	28.48	326.40	1329.6	0.07437	0.22785
54	28.63	326.40	1680.6	0.05744	0.17598
55	28.84	326.40	45.5	0.00084	0.00257
56	28.91	326.40	632.3	0.03093	0.09476
57	29.07	326.40	413.1	0.01530	0.04688
58	29.20	326.40	643.7	0.02711	0.08306
59	29.34	326.40	1550.2	0.05167	0.15830
60	29.41	360.90	110.7	0.00534	0.01480
61	29.51	315.80	1757.3	0.08641	0.27362
62	0.00	360.90	0.0	0.00000	0.00000
63	29.80	326.40	142.1	0.00516	0.01581
64	30.04	360.90	212.3	0.01061	0.02940
65	30.16	350.50	132.6	0.00384	0.01096
[illegible]	0.00	360.90	0.0	0.00000	0.00000
67	30.28	336.80	93.9	0.00444	0.01318
68	30.32	326.40	45.4	0.00387	0.01186
69	30.43	337.50	845.5	0.03752	0.11117
70	0.00	360.90	0.0	0.00000	0.00000
71	30.78	347.80	88.2	0.00301	0.00865
72	30.97	336.80	18.4	0.00047	0.00140
73	31.20	360.90	85.5	0.00355	0.00984
74	31.32	347.80	362.5	0.01007	0.02895
75	31.45	360.90	425.1	0.01616	0.04478
76	0.00	360.90	0.0	0.00000	0.00000
77	31.92	360.90	59.4	0.00299	0.00828
78	0.00	395.30	0.0	0.00000	0.00000
79	32.17	360.90	29.4	0.00223	0.00618
80	32.27	360.90	226.3	0.00486	0.01347
81	0.00	395.30	0.0	0.00000	0.00000
82	32.50	360.90	571.0	0.02028	0.05619
83	32.66	360.90	31.1	0.00087	0.00241
84	32.84	360.90	11.8	0.00008	0.00022
85	33.15	395.30	16.8	0.00113	0.00286
86	0.00	360.90	0.0	0.00000	0.00000
87	0.00	395.30	0.0	0.00000	0.00000
88	33.55	395.30	128.4	0.00513	0.01298
89	33.66	360.90	88.8	0.00193	0.00535
90	33.83	395.30	18.1	0.00068	0.00172
91	0.00	360.90	0.0	0.00000	0.00000
[illegible]	0.00	394.30	0.0	0.00000	0.00000
93	34.71	394.30	36.1	0.00138	0.00350
94	34.91	394.30	160.1	0.00672	0.01704
95	35.20	382.20	41.1	0.00146	0.00382
96	35.48	429.80	20.6	0.00011	0.00026
97	0.00	360.90	0.0	0.00000	0.00000
98	0.00	395.30	0.0	0.00000	0.00000

000242

311757

99	35.92	429.80	20.6	0.00084	0.00195
100	0.00	395.30	0.0	0.00000	0.00000
101	0.00	429.80	0.0	0.00000	0.00000
102	36.60	395.30	142.9	0.00439	0.01111
103	0.00	395.30	0.0	0.00000	0.00000
104	0.00	395.30	0.0	0.00000	0.00000
105	0.00	429.80	0.0	0.00000	0.00000
106	0.00	395.30	0.0	0.00000	0.00000
107	0.00	395.30	0.0	0.00000	0.00000
108	0.00	429.80	0.0	0.00000	0.00000
109	0.00	429.80	0.0	0.00000	0.00000
110	0.00	429.80	0.0	0.00000	0.00000
111	0.00	395.30	0.0	0.00000	0.00000
112	0.00	429.80	0.0	0.00000	0.00000
113	0.00	464.20	0.0	0.00000	0.00000
114	0.00	464.20	0.0	0.00000	0.00000
115	0.00	429.80	0.0	0.00000	0.00000
116	0.00	429.80	0.0	0.00000	0.00000
117	0.00	464.20	0.0	0.00000	0.00000
118	0.00	498.60	0.0	0.00000	0.00000

CONCENTRATION = 2.385 Total ug

TOTAL MICROMOLES = 0.0083

AVERAGE MOLECULAR WEIGHT = 288.7

NUMBER OF CALIBRATED PEAKS FOUND= 75

INTERNAL STANDARD RETENTION TIME = 49.42 MINUTES

INTERNAL STANDARD PEAK AREA = 75746.3

NORTHEAST ANALYTICAL, INC.

301 NOTT STREET
SCHENECTADY, NY 12305
(518) 346-4592

CONGENER WEIGHT and MOLE REPORT

NEA FILE NAME: AB09410.mol

CUSTOMER: GENERAL ELECTRIC COMPANY (QEA)
SAMPLE DESCRIPTION: STA18A-BOT
COMMENT: 1999 CSPCB SPMD SAMPLES PROJECT GENHUD #150 COC:12/17/98
DATE ACQUIRED: 9-JAN-1999 6:45

TYPE FOR MIXED PEAK DECONVOLUTION= S

PEAK#	RET. TIME	T-CL:O-CL	IUPAC#	RRT	CONGENERS	WEIGHT %	MOLE %	PEAK#
	0.00	0:0	000	.0997	BIPHENYL	0.000	0.000	1
2	0.00	1:1	001	.1544	2	0.000	0.000	2
3	0.00	1:0	002	.1937	3	0.000	0.000	3
4	0.00	1:0	003	.1975	4	0.000	0.000	4
5	19.99	2:2	004 010	.2245	22' ; 26	0.808	1.046	5
6	20.94	2:1	007 009	.2566	24 ; 25	0.007	0.009	6
7	21.26	2:1	006	.2709	23'	0.090	0.116	7
8	21.46	2:1	005 008	.2785	23 ; 24'	0.440	0.569	8
9	0.00	2:0	014	.2973	35	0.000	0.000	9
10	22.11	3:3	019	.3045	22'6	0.669	0.750	10
11	0.00	3:2	030	.3165	246	0.000	0.000	11
12	0.00	2:0	011	.3238	33'	0.000	0.000	12
13	0.00	2:0	012 013	.3297	34 ; 34'	0.000	0.000	13
14	22.95	3:2 2:0	018 015	.3387	22'5 ; 44'	3.346	3.879	14
15	23.03	3:2	017	.3398	22'4	5.253	5.889	15
16	23.31	3:2	024 027	.3508	236 ; 23'6	1.405	1.576	16
17	23.57	3:2	016 032	.3625	22'3 ; 24'6	4.570	5.123	17
18	0.00	3:1	023	.3770	235	0.000	0.000	18
19	23.97	3:1 4:4	034 054	.3800	2'35 ; 22'66'	0.167	0.180	19
20	24.09	3:1	029	.3820	245	0.026	0.029	20
21	24.23	3:1	026	.3911	23'5	0.992	1.112	21
22	24.30	3:1	025	.3937	23'4	0.507	0.568	22
23	24.47	3:1	031	.4024	24'5	2.882	3.231	23
24	24.51	3:1 4:3	028 050	.4031	244' ; 22'46	4.174	4.680	24
25	24.85	3:1 4:3	021 033	.4170	233' ; 234 ; 22'56'	1.746	1.943	25
26	25.01	3:1 4:3	022 051	.4267	234' ; 22'46'	1.357	1.514	26
	25.20	4:3	045	.4334	22'36	1.264	1.250	27
28	0.00	3:1	036	.4379	33'5	0.000	0.000	28
29	25.43	4:3	046	.4450	22'36'	0.680	0.672	29
30	0.00	3:1	039	.4488	34'5	0.000	0.000	30
31	25.68	4:2	052 073	.4554	22'55' ; 23'5'6	9.475	9.367	31

PEAK#	RET. TIME	T-CL:O-CL	IUPAC#	RRT	CONGENERS	WEIGHT %	MOLE %	PEAK#
32	25.82	4:2	049	.4610	22'45	5.172	5.114	32
33	25.91	4:2	047	.4639	22'44'	1.924	1.902	33
34	25.96	4:2	048 075	.4651	22'45 ; 244'6	0.743	0.735	34
35	0.00	4:2	065 062	.4865	2346 ; 2356	0.000	0.000	35
36	26.13	3:0	035	.4738	33'4	0.089	0.100	36
37	26.27	5:4 4:2	104 044	.4832	22'466' ; 22'35'	4.881	4.825	37
38	26.38	3:0 4:2	037 042	.4870	344' ; 22'34' ; 233'6	3.638	3.856	38
39	26.65	4:2	064 071	.4990	23'34 ; 234'6 ; 23'4'6 +	4.198	4.150	39
40	0.00	4:1	068	.5040	23'45' ?	0.000	0.000	40
41	26.78	5:4	096	.5057	22'366'	0.327	0.289	41
42	26.86	4:2	040	.5102	22'33'	1.421	1.405	42
43	27.06	5:3 4:1	103 057	.5155	22'45'6 ; 233'5	0.421	0.406	43
44	27.22	5:3 4:1	100 067	.5212	22'44'6 ; 23'4'5	0.281	0.272	44
45	27.32	4:1	058 063	.5267	233'5' ; 234'5	0.191	0.189	45
46	27.45	4:1 5:3	074 094	.5340	244'5 ; 22'356'	0.684	0.676	46
47	27.55	4:1	070 061	.5407	23'4'5 ; 2'345 ; 2345?	1.402	1.386	47
48	27.69	4:1 5:3	066 095	.5447	23'44' ; 22'356 ; 22'35'6	5.543	5.452	48
49	27.87	5:3 4:1	091 098	.5549	22'34'6 ; 22'3'46 ; 233'4	0.953	0.847	49
50	28.09	4:1	056 060	.5676	233'4' ; 2344'	2.412	2.385	50
51	28.28	6:4 5:3	155 084	.5666	22'44'66' ; 22'33'6; 22'355'	4.342	3.841	51
52	28.36	5:3	089	.5779	22'346'	0.418	0.370	52
53	28.48	5:2	101 090	.5814	22'34'5 ; 22'455'	3.119	2.759	53
54	28.63	5:2	099	.5880	22'44'5	2.409	2.131	54
55	28.84	6:4 5:2	150 112	.5969	22'34'66' ; 233'56 ; 23'44'6	0.035	0.031	55
56	28.91	5:2	083 109	.6029	22'33'5 ; 233'46	1.297	1.147	56
	29.07	6:4 5:2	152 097	.6062	22'3566' ; 22'345 ; 22'3'45	0.642	0.568	57
58	29.20	5:2	087 111	.6175	22'345' ; 233'55' ; 2344'6	1.137	1.006	58
59	29.34	5:2	085 116	.6224	22'344' ; 23456?	2.167	1.917	59
60	29.41	6:4	136	.6257	22'33'66'	0.224	0.179	60
61	29.51	4:0 5:2	077 110	.6295	33'44' ; 233'4'6	3.624	3.313	61
62	0.00	6:3	154	.6349	22'44'56'	0.000	0.000	62
63	29.80	5:2	082	.6453	22'33'4	0.216	0.191	63
64	30.04	6:3	151	.6499	22'355'6	0.445	0.356	64
65	30.16	6:3 5:1	135 124	.6563	22'33'56' ; 2'344'5	0.161	0.133	65
66	0.00	6:3	144	.6584	22'345'6	0.000	0.000	66
67	30.28	5:1 6:3	107 108	.6628	233'4'5 ; 233'45' ; 22'34'56	0.186	0.160	67
68	30.32	5:1	123	.6658	2'344'5	0.162	0.144	68
69	30.43	6:3 5:1	149 118	.6672	22'34'5'6 ; 23'44'5 ; 233'45	1.573	1.346	69
70	0.00	6:3	139 140	.6707	22'344'6 ; 22'344'6'	0.000	0.000	70
71	30.78	6:3 5:1	134 143	.6796	22'33'56' ; 22'3456'; 2344'5	0.126	0.105	71
72	30.97	5:1 6:3	122 131	.6871	2'33'45; 22'33'46;22'33'55'+	0.020	0.017	72
73	31.20	6:2	146 161	.6955	22'34'55' ; 233'45'6	0.149	0.119	73
74	31.32	6:3 5:1	132 105	.7035	22'33'46' ; 233'44'	0.422	0.351	74
75	31.45	6:2	153	.7036	22'44'55'	0.678	0.542	75
76	0.00	6:2	168	.7068	23'44'5'6	0.000	0.000	76
77	31.92	6:2	141	.7203	22'3455'	0.125	0.100	77
78	0.00	7:4	179	.7205	22'33'566'	0.000	0.000	78
79	32.17	6:2	130	.7284	22'33'45'	0.094	0.075	79
80	32.27	6:2	137	.7329	22'344'5	0.204	0.163	80
81	0.00	7:4	176	.7305	22'33'466'	0.000	0.000	81
82	32.50	6:2	138 163	.7403	22'344'5' ; 233'4'56 ; +2	0.850	0.680	82
	32.66	6:2	158	.7429	233'44'6	0.036	0.029	83
84	32.84	6:2	129	.7501	22'33'45	0.003	0.003	84
85	33.15	7:3	178	.7537	22'33'55'6	0.047	0.035	85
86	0.00	6:2	166	.7572	2344'56	0.000	0.000	86
87	0.00	7:3	175	.7611	22'33'45'6	0.000	0.000	87

PEAK#	RET. TIME	T-CL:O-CL	IUPAC#	RRT	CONGENERS	WEIGHT %	MOLE %	PEAK#
3	33.55	7:3	187 182	.7653	22'34'55'6 ; 22'344'56'	0.215	0.157	88
89	33.66	6:2	128	.7761	22'33'44'	0.081	0.065	89
90	33.83	7:3	183	.7720	22'344'5'6	0.029	0.021	90
91	0.00	6:1	167	.7814	23'44'55'	0.000	0.000	91
92	0.00	7:3	185	.7848	22'3455'6	0.000	0.000	92
93	34.71	7:3	174 181	.7965	22'33'456' ; 22'344'56	0.058	0.042	93
94	34.91	7:3	177	.8031	22'33'4'56	0.282	0.206	94
95	35.20	7:3 6:1	171 156	.8105	22'33'44'6 ; 233'44'5	0.061	0.046	95
96	35.48	8:4	202	.8089	22'33'55'66'	0.005	0.003	96
97	0.00	6:1	157	.8184	233'44'5'	0.000	0.000	97
98	0.00	7:3	173	.8152	22'33'456	0.000	0.000	98
99	35.92	8:4	200 204	.8197	22'33'45'66' ; 22'344'566'	0.035	0.024	99
100	0.00	7:2	172 192	.8278	22'33'455' ; 233'455'6	0.000	0.000	100
101	0.00	8:4	197	.8293	22'33'44'66'	0.000	0.000	101
102	36.60	7:2	180	.8362	22'344'55'	0.184	0.134	102
103	0.00	7:2	193	.8397	233'4'55'6	0.000	0.000	103
104	0.00	7:2	191	.8447	233'44'5'6	0.000	0.000	104
105	0.00	8:4	199	.8494	22'33'4566'	0.000	0.000	105
106	0.00	7:2	170	.8740	22'33'44'5	0.000	0.000	106
107	0.00	7:2	190	.8740	233'44'56	0.000	0.000	107
108	0.00	8:3	198	.8845	22'33'455'6	0.000	0.000	108
109	0.00	8:3	201	.8875	22'33'4'55'6	0.000	0.000	109
110	0.00	8:3	196 203	.8935	22'33'44'5'6 ; 22'344'55'6	0.000	0.000	110
111	0.00	7:1	189	.9142	233'44'55'	0.000	0.000	111
112	0.00	8:3	195	.9321	22'33'44'56	0.000	0.000	112
113	0.00	9:4	208	.9320	22'33'455'66'	0.000	0.000	113
114	0.00	9:4	207	.9423	22'33'44'566'	0.000	0.000	114
115	0.00	8:2	194	.9620	22'33'44'55'	0.000	0.000	115
116	0.00	8:2	205	.9678	233'44'55'6	0.000	0.000	116
117	0.00	9:3	206	1.010	22'33'44'55'6	0.000	0.000	117
118	0.00	10:4	209	1.050	22'33'44'55'66'	0.000	0.000	118

CONCENTRATION = 2.385 Total ug

TOTAL MICROMOLES = 0.0083

AVERAGE MOLECULAR WEIGHT = 288.7

NUMBER OF CALIBRATED PEAKS FOUND= 75

000246

311761

Sample: STA18A-BOT Channel: detector 1 Filename: AB09410
Acquired: 09-JAN-99 6:45 Method: J:\MAX99\GC9\QEA0108A Operator: REW
Dilution: 1 : 10.000 Amount: 1.000
Comments: NORTHEAST ANALYTICAL 301 NOTT STREET SCHENECTADY, NY 518-348-4592

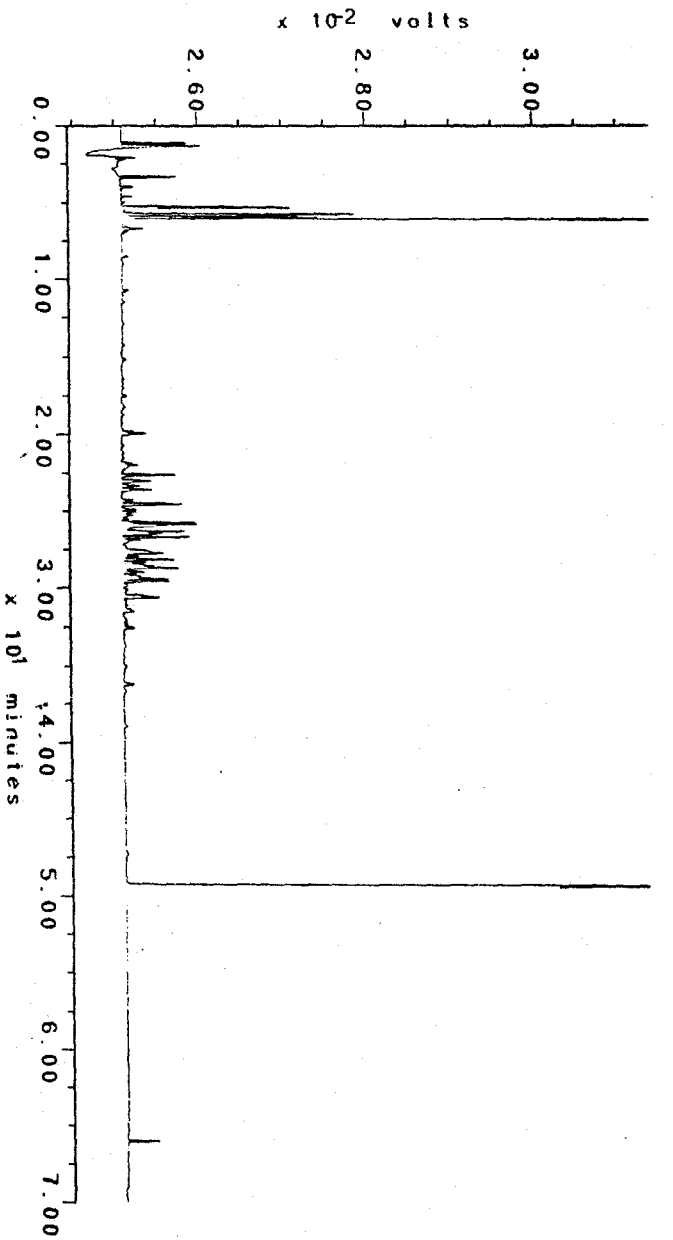

NORTHEAST ANALYTICAL, INC.

301 NOTT STREET
SCHENECTADY, NY 12305
(518) 346-4592

PCB SUMMARY REPORT

NEA FILE NAME: AB09411.hrs

CUSTOMER: GENERAL ELECTRIC COMPANY (QEA)
SAMPLE DESCRIPTION: STA18B-SUR
COMMENT: 1999 CSPCB SPMD SAMPLES PROJECT GENHUD #150 COC:12/17/98
DATE ACQUIRED: 9-JAN-1999 8:06

Total PCBs in Sample= 2.32 Total ug

PCB Homolog Distribution

Homologs	Wt. %	Mole %
Mono	0.00	0.00
Di	2.06	2.57
Tri	27.54	30.88
Tetra	42.38	42.09
Penta	22.68	20.20
Hexa	4.24	3.45
Hepta	1.10	0.81
Octa	0.00	0.00
Nona	0.00	0.00
Deca	0.00	0.00

NOMINAL 'AROCLOR' Distribution

Aroclor	Indicator Peak (PK#/IUPAC#)	Amount Total ug	Percent SEDIMENT	Percent BIOTA
A1221	2/001	0.0000	0.0	0.0
A1242	23+24/31+28	0.1731	66.7	68.4
A1254SED	61/110	0.0829	31.9	
A1254BIO	***/###	0.0762		30.1
A1260	102/180	0.0037	1.4	1.5
A1268	115/194	0.0000	0.0	0.0

***/###:69+75+82/149+153+138

ortho Cl / biphenyl Residue = 1.79

Meta + Para Cl / biphenyl Residue = 2.15

TOTAL Cl / biphenyl Residue = 3.94

000248

311763

NORTHEAST ANALYTICAL, INC.

301 NOTT STREET
SCHENECTADY, NY 12305
(518) 346-4592

PCB CONGENER AMOUNT REPORT

NEA FILE NAME: AB09411.mol

CUSTOMER: GENERAL ELECTRIC COMPANY (QEA)
SAMPLE DESCRIPTION: STA18B-SUR
COMMENT: 1999 CSPCB SPMD SAMPLES PROJECT GENHUD #150 COC:12/17/98
DATE ACQUIRED: 9-JAN-1999 8:06

TYPE FOR MIXED PEAK DECONVOLUTION= S

PEAK NO.	RETENTION TIME	MOLECULAR WT.	PEAK AREA	AMOUNT (Total ug)	Nanomoles
1	0.00	154.20	0.0	0.00000	0.00000
2	0.00	188.70	0.0	0.00000	0.00000
3	0.00	188.70	0.0	0.00000	0.00000
4	0.00	188.70	0.0	0.00000	0.00000
5	19.98	223.10	32.3	0.01727	0.07741
6	20.93	223.10	14.9	0.00109	0.00489
7	21.26	223.10	12.3	0.00190	0.00852
8	21.46	223.10	30.6	0.00928	0.04160
9	0.00	223.10	0.0	0.00000	0.00000
10	22.11	257.50	157.0	0.01546	0.06004
11	0.00	257.50	0.0	0.00000	0.00000
12	0.00	223.10	0.0	0.00000	0.00000
13	0.00	223.10	0.0	0.00000	0.00000
14	22.95	249.00	721.2	0.07397	0.29707
15	23.03	257.50	566.7	0.11590	0.45010
16	23.31	257.50	562.7	0.03080	0.11961
17	23.57	257.50	860.8	0.09362	0.36357
18	0.00	257.50	0.0	0.00000	0.00000
19	23.97	267.90	28.7	0.00523	0.01952
20	24.09	257.50	18.3	0.00098	0.00381
21	24.23	257.50	287.8	0.02308	0.08963
22	24.29	257.50	202.8	0.01160	0.04505
23	24.47	257.50	1009.1	0.07315	0.28408
24	24.51	257.50	1722.7	0.09995	0.38816
25	24.84	259.50	462.2	0.03704	0.14274
[illegible]	25.00	258.70	373.3	0.02894	0.11187
[illegible]	25.20	292.00	365.7	0.02795	0.09572
[illegible]	0.00	257.50	0.0	0.00000	0.00000
29	25.42	292.00	179.1	0.01560	0.05342
30	0.00	257.50	0.0	0.00000	0.00000
31	25.68	292.00	1869.0	0.22224	0.76110
32	25.81	292.00	2139.2	0.12249	0.41949

000249

311764

33	25.91	292.00	1143.5	0.04552	0.15589
34	25.95	292.00	306.5	0.01628	0.05575
35	0.00	292.00	0.0	0.00000	0.00000
36	26.13	257.50	14.6	0.00346	0.01344
37	26.27	292.00	1596.8	0.11282	0.38637
38	26.38	272.40	1052.1	0.08767	0.32184
39	26.65	292.00	1963.6	0.09907	0.33928
	0.00	292.00	0.0	0.00000	0.00000
[illegible]	26.78	326.40	41.2	0.00906	0.02776
42	26.86	292.00	550.5	0.03331	0.11408
43	27.06	298.90	58.0	0.00854	0.02857
44	27.22	298.90	165.2	0.00636	0.02128
45	27.31	292.00	110.9	0.00450	0.01541
46	27.44	292.00	520.0	0.01842	0.06308
47	27.55	292.00	785.9	0.03605	0.12346
48	27.68	293.50	1992.8	0.13487	0.45952
49	27.87	324.70	385.7	0.02215	0.06822
50	28.09	292.00	1202.1	0.04678	0.16021
51	28.28	326.40	862.4	0.10427	0.31945
52	28.36	326.40	165.3	0.00963	0.02950
53	28.48	326.40	1239.0	0.07551	0.23134
54	28.63	326.40	1295.3	0.04824	0.14779
55	28.84	326.40	33.7	0.00068	0.00208
56	28.91	326.40	474.3	0.02528	0.07745
57	29.06	326.40	371.0	0.01497	0.04586
58	29.19	326.40	602.8	0.02766	0.08474
59	29.34	326.40	1363.5	0.04952	0.15172
60	29.41	360.90	85.5	0.00449	0.01244
61	29.50	315.80	1546.9	0.08288	0.26244
62	0.00	360.90	0.0	0.00000	0.00000
63	29.80	326.40	127.7	0.00505	0.01547
64	30.04	360.90	218.0	0.01187	0.03289
65	30.15	350.50	196.4	0.00620	0.01769
[illegible]	0.00	360.90	0.0	0.00000	0.00000
67	30.27	336.80	129.8	0.00669	0.01986
68	30.33	326.40	63.7	0.00591	0.01811
69	30.43	337.50	811.5	0.03924	0.11627
70	0.00	360.90	0.0	0.00000	0.00000
71	30.77	347.80	90.6	0.00337	0.00969
72	30.96	336.80	12.4	0.00034	0.00101
73	31.20	360.90	112.3	0.00507	0.01405
74	31.32	347.80	339.5	0.01028	0.02956
75	31.45	360.90	407.1	0.01687	0.04674
76	0.00	360.90	0.0	0.00000	0.00000
77	31.93	360.90	57.9	0.00318	0.00881
78	0.00	395.30	0.0	0.00000	0.00000
79	32.17	360.90	13.6	0.00113	0.00313
80	32.27	360.90	188.6	0.00442	0.01225
81	0.00	395.30	0.0	0.00000	0.00000
82	32.50	360.90	518.1	0.02005	0.05556
83	32.65	360.90	29.3	0.00090	0.00249
84	32.85	360.90	10.1	0.00008	0.00022
85	33.16	395.30	9.5	0.00070	0.00177
86	0.00	360.90	0.0	0.00000	0.00000
87	0.00	395.30	0.0	0.00000	0.00000
88	33.55	395.30	141.6	0.00616	0.01558
89	33.66	360.90	88.0	0.00208	0.00576
90	33.81	395.30	27.3	0.00111	0.00281
91	0.00	360.90	0.0	0.00000	0.00000
	0.00	394.30	0.0	0.00000	0.00000
93	34.71	394.30	65.4	0.00271	0.00687
94	34.91	394.30	208.4	0.00953	0.02417
95	35.21	382.20	63.1	0.00244	0.00638
96	35.47	429.80	16.0	0.00010	0.00023
97	0.00	360.90	0.0	0.00000	0.00000
98	0.00	395.30	0.0	0.00000	0.00000

000250

311765

99	0.00	429.80	0.0	0.00000	0.00000
100	0.00	395.30	0.0	0.00000	0.00000
101	0.00	429.80	0.0	0.00000	0.00000
102	36.60	395.30	110.5	0.00370	0.00936
103	0.00	395.30	0.0	0.00000	0.00000
104	0.00	395.30	0.0	0.00000	0.00000
105	0.00	429.80	0.0	0.00000	0.00000
106	38.46	395.30	9.2	0.00019	0.00048
107	0.00	395.30	0.0	0.00000	0.00000
108	0.00	429.80	0.0	0.00000	0.00000
109	0.00	429.80	0.0	0.00000	0.00000
110	0.00	429.80	0.0	0.00000	0.00000
111	0.00	395.30	0.0	0.00000	0.00000
112	0.00	429.80	0.0	0.00000	0.00000
113	0.00	464.20	0.0	0.00000	0.00000
114	0.00	464.20	0.0	0.00000	0.00000
115	0.00	429.80	0.0	0.00000	0.00000
116	0.00	429.80	0.0	0.00000	0.00000
117	0.00	464.20	0.0	0.00000	0.00000
118	0.00	498.60	0.0	0.00000	0.00000

CONCENTRATION = 2.325 Total ug

TOTAL MICROMOLES = 0.0080

AVERAGE MOLECULAR WEIGHT = 289.4

NUMBER OF CALIBRATED PEAKS FOUND= 75

INTERNAL STANDARD RETENITON TIME = 49.41 MINUTES

INTERNAL STANDARD PEAK AREA = 69514.1

NORTHEAST ANALYTICAL, INC.

301 NOTT STREET
SCHENECTADY, NY 12305
(518) 346-4592

CONGENER WEIGHT and MOLE REPORT

NEA FILE NAME: AB09411.mol

CUSTOMER: GENERAL ELECTRIC COMPANY (QEA)
SAMPLE DESCRIPTION: STA18B-SUR
COMMENT: 1999 CSPCB SPMD SAMPLES PROJECT GENHUD #150 COC:12/17/98
DATE ACQUIRED: 9-JAN-1999 8:06

TYPE FOR MIXED PEAK DECONVOLUTION= S

PEAK#	RET. TIME	T-CL:O-CL	IUPAC#	RRT	CONGENERS	WEIGHT %	MOLE %	PEAK#
	0.00	0:0	000	.0997	BIPHENYL	0.000	0.000	1
2	0.00	1:1	001	.1544	2	0.000	0.000	2
3	0.00	1:0	002	.1937	3	0.000	0.000	3
4	0.00	1:0	003	.1975	4	0.000	0.000	4
5	19.98	2:2	004 010	.2245	22' ; 26	0.743	0.964	5
6	20.93	2:1	007 009	.2566	24 ; 25	0.047	0.061	6
7	21.26	2:1	006	.2709	23'	0.082	0.106	7
8	21.46	2:1	005 008	.2785	23 ; 24'	0.399	0.518	8
9	0.00	2:0	014	.2973	35	0.000	0.000	9
10	22.11	3:3	019	.3045	22'6	0.665	0.747	10
11	0.00	3:2	030	.3165	246	0.000	0.000	11
12	0.00	2:0	011	.3238	33'	0.000	0.000	12
13	0.00	2:0	012 013	.3297	34 ; 34'	0.000	0.000	13
14	22.95	3:2 2:0	018 015	.3387	22'5 ; 44'	3.182	3.698	14
15	23.03	3:2	017	.3398	22'4	4.985	5.603	15
16	23.31	3:2	024 027	.3508	236 ; 23'6	1.325	1.489	16
17	23.57	3:2	016 032	.3625	22'3 ; 24'6	4.027	4.526	17
18	0.00	3:1	023	.3770	235	0.000	0.000	18
19	23.97	3:1 4:4	034 054	.3800	2'35 ; 22'66'	0.225	0.243	19
20	24.09	3:1	029	.3820	245	0.042	0.047	20
21	24.23	3:1	026	.3911	23'5	0.993	1.116	21
22	24.29	3:1	025	.3937	23'4	0.499	0.561	22
23	24.47	3:1	031	.4024	24'5	3.146	3.536	23
24	24.51	3:1 4:3	028 050	.4031	244' ; 22'46	4.299	4.832	24
25	24.84	3:1 4:3	021 033	.4170	233' ; 234 ; 22'56'	1.593	1.777	25
26	25.00	3:1 4:3	022 051	.4267	234' ; 22'46'	1.245	1.392	26
	25.20	4:3	045	.4334	22'36	1.202	1.191	27
28	0.00	3:1	036	.4379	33'5	0.000	0.000	28
29	25.42	4:3	046	.4450	22'36'	0.671	0.665	29
30	0.00	3:1	039	.4488	34'5	0.000	0.000	30
31	25.68	4:2	052 073	.4554	22'55' ; 23'5'6	9.559	9.474	31

000252

311767

PEAK#	RET. TIME	T-CL:O-CL	IUPAC#	RRT	CONGENERS	WEIGHT %	MOLE %	PEAK#
32	25.81	4:2	049	.4610	22'45	5.269	5.222	32
33	25.91	4:2	047	.4639	22'44'	1.958	1.940	33
34	25.95	4:2	048 075	.4651	22'45 ; 244'6	0.700	0.694	34
35	0.00	4:2	065 062	.4865	2346 ; 2356	0.000	0.000	35
36	26.13	3:0	035	.4738	33'4	0.149	0.167	36
37	26.27	5:4 4:2	104 044	.4832	22'466' ; 22'35'	4.853	4.809	37
38	26.38	3:0 4:2	037 042	.4870	344' ; 22'34' ; 233'6	3.771	4.006	38
39	26.65	4:2	064 071	.4990	23'34 ; 234'6 ; 23'4'6 +	4.261	4.223	39
40	0.00	4:1	068	.5040	23'45' ?	0.000	0.000	40
41	26.78	5:4	096	.5057	22'366'	0.390	0.346	41
42	26.86	4:2	040	.5102	22'33'	1.433	1.420	42
43	27.06	5:3 4:1	103 057	.5155	22'45'6 ; 233'5	0.367	0.356	43
44	27.22	5:3 4:1	100 067	.5212	22'44'6 ; 23'4'5	0.274	0.265	44
45	27.31	4:1	058 063	.5267	233'5' ; 234'5	0.194	0.192	45
46	27.44	4:1 5:3	074 094	.5340	244'5 ; 22'356'	0.792	0.785	46
47	27.55	4:1	070 061	.5407	23'4'5 ; 2'345 ; 2345?	1.551	1.537	47
48	27.68	4:1 5:3	066 095	.5447	23'44' ; 22'356 ; 22'35'6	5.801	5.720	48
49	27.87	5:3 4:1	091 098	.5549	22'34'6 ; 22'3'46 ; 233'4	0.953	0.849	49
50	28.09	4:1	056 060	.5676	233'4' ; 2344'	2.012	1.994	50
51	28.28	6:4 5:3	155 084	.5666	22'44'66' ; 22'33'6; 22'355'	4.485	3.976	51
52	28.36	5:3	089	.5779	22'346'	0.414	0.367	52
53	28.48	5:2	101 090	.5814	22'34'5 ; 22'455'	3.248	2.880	53
54	28.63	5:2	099	.5880	22'44'5	2.075	1.840	54
55	28.84	6:4 5:2	150 112	.5969	22'34'66' ; 233'56 ; 23'44'6	0.029	0.026	55
56	28.91	5:2	083 109	.6029	22'33'5 ; 233'46	1.087	0.964	56
	29.06	6:4 5:2	152 097	.6062	22'3566' ; 22'345 ; 22'3'45	0.644	0.571	57
58	29.19	5:2	087 111	.6175	22'345' ; 233'55' ; 2344'6	1.190	1.055	58
59	29.34	5:2	085 116	.6224	22'344' ; 23456?	2.130	1.889	59
60	29.41	6:4	136	.6257	22'33'66'	0.193	0.155	60
61	29.50	4:0 5:2	077 110	.6295	33'44' ; 233'4'6	3.565	3.267	61
62	0.00	6:3	154	.6349	22'44'56'	0.000	0.000	62
63	29.80	5:2	082	.6453	22'33'4	0.217	0.193	63
64	30.04	6:3	151	.6499	22'355'6	0.511	0.409	64
65	30.15	6:3 5:1	135 124	.6563	22'33'56' ; 2'344'5	0.267	0.220	65
66	0.00	6:3	144	.6584	22'345'6	0.000	0.000	66
67	30.27	5:1 6:3	107 108	.6628	233'4'5 ; 233'45' ; 22'34'56	0.288	0.247	67
68	30.33	5:1	123	.6658	2'344'5	0.254	0.225	68
69	30.43	6:3 5:1	149 118	.6672	22'34'5'6 ; 23'44'5 ; 233'45	1.688	1.447	69
70	0.00	6:3	139 140	.6707	22'344'6 ; 22'344'6'	0.000	0.000	70
71	30.77	6:3 5:1	134 143	.6796	22'33'56' ; 22'3456'; 2344'5	0.145	0.121	71
72	30.96	5:1 6:3	122 131	.6871	2'33'45; 22'33'46;22'33'55'+	0.015	0.013	72
73	31.20	6:2	146 161	.6955	22'34'55' ; 233'45'6	0.218	0.175	73
74	31.32	6:3 5:1	132 105	.7035	22'33'46' ; 233'44'	0.442	0.368	74
75	31.45	6:2	153	.7036	22'44'55'	0.726	0.582	75
76	0.00	6:2	168	.7068	23'44'5'6	0.000	0.000	76
77	31.93	6:2	141	.7203	22'3455'	0.137	0.110	77
78	0.00	7:4	179	.7205	22'33'566'	0.000	0.000	78
79	32.17	6:2	130	.7284	22'33'45'	0.049	0.039	79
80	32.27	6:2	137	.7329	22'344'5	0.190	0.152	80
81	0.00	7:4	176	.7305	22'33'466'	0.000	0.000	81
82	32.50	6:2	138 163	.7403	22'344'5' ; 233'4'56 ; +2	0.862	0.692	82
	32.65	6:2	158	.7429	233'44'6	0.039	0.031	83
84	32.85	6:2	129	.7501	22'33'45	0.003	0.003	84
85	33.16	7:3	178	.7537	22'33'55'6	0.030	0.022	85
86	0.00	6:2	166	.7572	2344'56	0.000	0.000	86
87	0.00	7:3	175	.7611	22'33'45'6	0.000	0.000	87

PEAK#	RET. TIME	T-CL:O-CL	IUPAC#	RRT	CONGENERS	WEIGHT %	MOLE %	PEAK#
[illegible]	33.55	7:3	187 182	.7653	22'34'55'6 ; 22'344'56'	0.265	0.194	88
89	33.66	6:2	128	.7761	22'33'44'	0.089	0.072	89
90	33.81	7:3	183	.7720	22'344'5'6	0.048	0.035	90
91	0.00	6:1	167	.7814	23'44'55'	0.000	0.000	91
92	0.00	7:3	185	.7848	22'3455'6	0.000	0.000	92
93	34.71	7:3	174 181	.7965	22'33'456' ; 22'344'56	0.117	0.086	93
94	34.91	7:3	177	.8031	22'33'4'56	0.410	0.301	94
95	35.21	7:3 6:1	171 156	.8105	22'33'44'6 ; 233'44'5	0.105	0.079	95
96	35.47	8:4	202	.8089	22'33'55'66'	0.004	0.003	96
97	0.00	6:1	157	.8184	233'44'5'	0.000	0.000	97
98	0.00	7:3	173	.8152	22'33'456	0.000	0.000	98
99	0.00	8:4	200 204	.8197	22'33'45'66' ; 22'344'566'	0.000	0.000	99
100	0.00	7:2	172 192	.8278	22'33'455' ; 233'455'6	0.000	0.000	100
101	0.00	8:4	197	.8293	22'33'44'66'	0.000	0.000	101
102	36.60	7:2	180	.8362	22'344'55'	0.159	0.117	102
103	0.00	7:2	193	.8397	233'4'55'6	0.000	0.000	103
104	0.00	7:2	191	.8447	233'44'5'6	0.000	0.000	104
105	0.00	8:4	199	.8494	22'33'4566'	0.000	0.000	105
106	38.46	7:2	170	.8740	22'33'44'5	0.008	0.006	106
107	0.00	7:2	190	.8740	233'44'56	0.000	0.000	107
108	0.00	8:3	198	.8845	22'33'455'6	0.000	0.000	108
109	0.00	8:3	201	.8875	22'33'4'55'6	0.000	0.000	109
110	0.00	8:3	196 203	.8935	22'33'44'5'6 ; 22'344'55'6	0.000	0.000	110
111	0.00	7:1	189	.9142	233'44'55'	0.000	0.000	111
112	0.00	8:3	195	.9321	22'33'44'56	0.000	0.000	112
113	0.00	9:4	208	.9320	22'33'455'66'	0.000	0.000	113
114	0.00	9:4	207	.9423	22'33'44'566'	0.000	0.000	114
115	0.00	8:2	194	.9620	22'33'44'55'	0.000	0.000	115
116	0.00	8:2	205	.9678	233'44'55'6	0.000	0.000	116
117	0.00	9:3	206	1.010	22'33'44'55'6	0.000	0.000	117
118	0.00	10:4	209	1.050	22'33'44'55'66'	0.000	0.000	118

CONCENTRATION = 2.325 Total ug

TOTAL MICROMOLES = 0.0080

AVERAGE MOLECULAR WEIGHT = 289.4

NUMBER OF CALIBRATED PEAKS FOUND= 75

000254

311769

Sample: STA18B-SUR Channel detector 1 Filename AB09411
Acquired: 09-JAN-99 8:06 Method J:\MAX99\GC9\OEA0108A Operator REW
Dilution: 1 10.000 Amount 1.000
Comments NORTHEAST ANALYTICAL 301 NOTT STREET SCHENECTADY, NY 518-346-4592

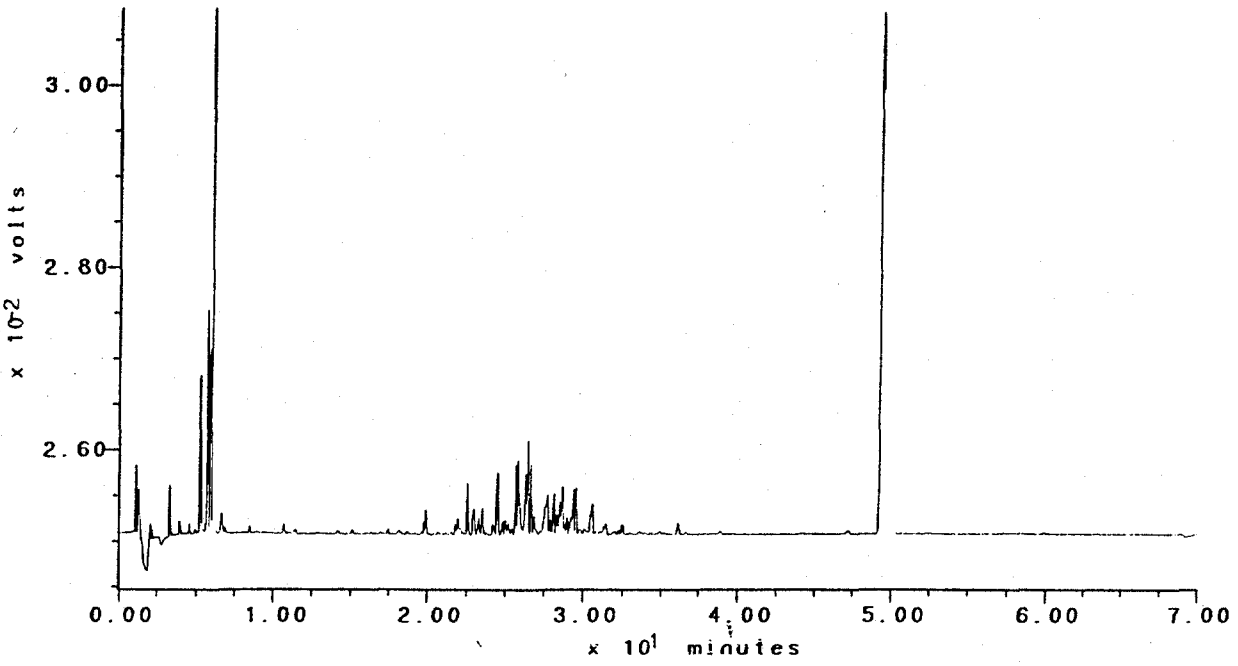

000255

311770

NORTHEAST ANALYTICAL, INC.

301 NOTT STREET
SCHENECTADY, NY 12305
(518) 346-4592

PCB SUMMARY REPORT

NEA FILE NAME: AB09412.hrs

CUSTOMER: GENERAL ELECTRIC COMPANY (QEA)
SAMPLE DESCRIPTION: STA18B-BOT
COMMENT: 1999 CSPCB SPMD SAMPLES PROJECT GENHUD #150 COC:12/17/98
DATE ACQUIRED: 9-JAN-1999 9:28

Total PCBs in Sample= 2.25 Total ug

PCB Homolog Distribution

Homologs	Wt. %	Mole %
Mono	0.00	0.00
Di	1.77	2.19
Tri	28.08	31.52
Tetra	41.75	41.47
Penta	23.12	20.60
Hexa	4.32	3.51
Hepta	0.94	0.69
Octa	0.00	0.00
Nona	0.00	0.00
Deca	0.00	0.00

NOMINAL 'AROCLOR' Distribution

Aroclor	Indicator Peak (PK#/IUPAC#)	Amount Total ug	Percent SEDIMENT	Percent BIOTA
A1221	2/001	0.0000	0.0	0.0
A1242	23+24/31+28	0.1711	66.3	68.4
A1254SED	61/110	0.0832	32.3	
A1254BIO	***/###	0.0756		30.2
A1260	102/180	0.0036	1.4	1.5
A1268	115/194	0.0000	0.0	0.0

***/###:69+75+82/149+153+138

ortho Cl / biphenyl Residue = 1.79

Meta + Para Cl / biphenyl Residue = 2.14

TOTAL Cl / biphenyl Residue = 3.94

000256

311771

NORTHEAST ANALYTICAL, INC.

301 NOTT STREET
SCHENECTADY, NY 12305
(518) 346-4592

PCB CONGENER AMOUNT REPORT

NEA FILE NAME: AB09412.mol

CUSTOMER: GENERAL ELECTRIC COMPANY (QEA)
SAMPLE DESCRIPTION: STA18B-BOT
COMMENT: 1999 CSPCB SPMD SAMPLES PROJECT GENHUD #150 COC:12/17/98
DATE ACQUIRED: 9-JAN-1999 9:28

TYPE FOR MIXED PEAK DECONVOLUTION= S

PEAK NO.	RETENTION TIME	MOLECULAR WT.	PEAK AREA	AMOUNT (Total ug)	Nanomoles
1	0.00	154.20	0.0	0.00000	0.00000
2	0.00	188.70	0.0	0.00000	0.00000
3	0.00	188.70	0.0	0.00000	0.00000
4	0.00	188.70	0.0	0.00000	0.00000
5	19.97	223.10	28.0	0.01196	0.05361
6	20.93	223.10	9.1	0.00053	0.00238
7	21.27	223.10	11.0	0.00136	0.00610
8	21.46	223.10	33.8	0.00819	0.03671
9	0.00	223.10	0.0	0.00000	0.00000
10	22.11	257.50	173.5	0.01366	0.05305
11	0.00	257.50	0.0	0.00000	0.00000
12	0.00	223.10	0.0	0.00000	0.00000
13	0.00	223.10	0.0	0.00000	0.00000
14	22.95	249.00	875.2	0.07179	0.28831
15	23.03	257.50	710.7	0.11623	0.45138
16	23.31	257.50	741.9	0.03247	0.12610
17	23.57	257.50	1101.8	0.09583	0.37216
18	0.00	257.50	0.0	0.00000	0.00000
19	23.98	267.90	28.0	0.00408	0.01523
20	24.09	257.50	16.2	0.00070	0.00272
21	24.23	257.50	347.9	0.02231	0.08664
22	24.30	257.50	261.6	0.01197	0.04649
23	24.47	257.50	1248.0	0.07234	0.28093
24	24.51	257.50	2128.7	0.09875	0.38350
25	24.84	259.50	541.2	0.03468	0.13364
[illegible]	25.00	258.70	482.7	0.02992	0.11566
[illegible]	25.20	292.00	466.0	0.02848	0.09753
[illegible]	0.00	257.50	0.0	0.00000	0.00000
29	25.43	292.00	226.7	0.01578	0.05404
30	0.00	257.50	0.0	0.00000	0.00000
31	25.68	292.00	2189.1	0.20815	0.71284
32	25.81	292.00	2621.4	0.12002	0.41103

000257

311772

33	25.90	292.00	1383.0	0.04402	0.15075
34	25.95	292.00	386.0	0.01640	0.05616
35	0.00	292.00	0.0	0.00000	0.00000
36	26.13	257.50	26.9	0.00509	0.01977
37	26.27	292.00	1937.5	0.10946	0.37486
38	26.37	272.40	1139.5	0.07592	0.27871
39	26.65	292.00	2342.2	0.09449	0.32360
40	0.00	292.00	0.0	0.00000	0.00000
41	26.78	326.40	45.0	0.00792	0.02426
42	26.86	292.00	648.6	0.03138	0.10747
43	27.06	298.90	88.0	0.01036	0.03466
44	27.22	298.90	149.3	0.00460	0.01539
45	27.32	292.00	85.0	0.00275	0.00942
46	27.45	292.00	552.9	0.01566	0.05363
47	27.55	292.00	873.9	0.03205	0.10976
48	27.68	293.50	2328.4	0.12600	0.42930
49	27.87	324.70	492.3	0.02261	0.06963
50	28.09	292.00	1588.1	0.04942	0.16925
51	28.28	326.40	1124.3	0.10869	0.33300
52	28.35	326.40	308.7	0.01437	0.04403
53	28.48	326.40	1299.6	0.06333	0.19403
54	28.63	326.40	1505.7	0.04483	0.13735
55	28.84	326.40	66.6	0.00108	0.00331
56	28.91	326.40	615.9	0.02626	0.08045
57	29.07	326.40	466.6	0.01505	0.04611
58	29.20	326.40	716.6	0.02629	0.08055
59	29.34	326.40	1783.5	0.05179	0.15867
60	29.40	360.90	127.9	0.00538	0.01491
61	29.50	315.80	1942.5	0.08323	0.26355
62	0.00	360.90	0.0	0.00000	0.00000
63	29.79	326.40	167.0	0.00528	0.01618
64	30.04	360.90	212.1	0.00924	0.02560
65	30.17	350.50	133.5	0.00337	0.00961
	0.00	360.90	0.0	0.00000	0.00000
67	30.27	336.80	101.3	0.00417	0.01238
68	30.31	326.40	65.6	0.00487	0.01492
69	30.43	337.50	1016.3	0.03930	0.11644
70	0.00	360.90	0.0	0.00000	0.00000
71	30.77	347.80	143.7	0.00427	0.01228
72	30.97	336.80	19.9	0.00044	0.00131
73	31.21	360.90	89.9	0.00325	0.00901
74	31.32	347.80	419.3	0.01015	0.02918
75	31.45	360.90	494.4	0.01638	0.04539
76	0.00	360.90	0.0	0.00000	0.00000
77	31.92	360.90	133.6	0.00586	0.01624
78	0.00	395.30	0.0	0.00000	0.00000
79	32.16	360.90	31.3	0.00207	0.00574
80	32.28	360.90	309.7	0.00580	0.01607
81	0.00	395.30	0.0	0.00000	0.00000
82	32.50	360.90	642.6	0.01989	0.05511
83	32.65	360.90	62.9	0.00154	0.00427
84	32.84	360.90	30.4	0.00019	0.00053
85	33.16	395.30	21.2	0.00124	0.00314
86	0.00	360.90	0.0	0.00000	0.00000
87	0.00	395.30	0.0	0.00000	0.00000
88	33.55	395.30	132.9	0.00463	0.01171
89	33.66	360.90	83.1	0.00157	0.00435
90	33.83	395.30	21.5	0.00070	0.00177
91	34.07	360.90	9.1	0.00022	0.00061
	0.00	394.30	0.0	0.00000	0.00000
93	34.70	394.30	42.6	0.00141	0.00358
94	34.91	394.30	241.2	0.00882	0.02237
95	35.21	382.20	40.5	0.00125	0.00327
96	35.47	429.80	9.8	0.00005	0.00012
97	0.00	360.90	0.0	0.00000	0.00000
98	0.00	395.30	0.0	0.00000	0.00000

000258

311773

99	0.00	429.80	0.0	0.00000	0.00000
100	0.00	395.30	0.0	0.00000	0.00000
101	0.00	429.80	0.0	0.00000	0.00000
102	36.59	395.30	136.1	0.00364	0.00921
103	0.00	395.30	0.0	0.00000	0.00000
104	0.00	395.30	0.0	0.00000	0.00000
105	0.00	429.80	0.0	0.00000	0.00000
5	0.00	395.30	0.0	0.00000	0.00000
107	0.00	395.30	0.0	0.00000	0.00000
108	0.00	429.80	0.0	0.00000	0.00000
109	0.00	429.80	0.0	0.00000	0.00000
110	0.00	429.80	0.0	0.00000	0.00000
111	0.00	395.30	0.0	0.00000	0.00000
112	0.00	429.80	0.0	0.00000	0.00000
113	0.00	464.20	0.0	0.00000	0.00000
114	0.00	464.20	0.0	0.00000	0.00000
115	0.00	429.80	0.0	0.00000	0.00000
116	0.00	429.80	0.0	0.00000	0.00000
117	0.00	464.20	0.0	0.00000	0.00000
118	0.00	498.60	0.0	0.00000	0.00000

CONCENTRATION = 2.247 Total ug

TOTAL MICROMOLES = 0.0078

AVERAGE MOLECULAR WEIGHT = 289.5

NUMBER OF CALIBRATED PEAKS FOUND= 75

INTERNAL STANDARD RETENTION TIME = 49.41 MINUTES

INTERNAL STANDARD PEAK AREA = 86936.2

NORTHEAST ANALYTICAL, INC.

301 NOTT STREET
SCHENECTADY, NY 12305
(518) 346-4592

CONGENER WEIGHT and MOLE REPORT

NEA FILE NAME: AB09412.mol

CUSTOMER: GENERAL ELECTRIC COMPANY (QEA)
SAMPLE DESCRIPTION: STA18B-BOT
COMMENT: 1999 CSPCB SPMD SAMPLES PROJECT GENHUD #150 COC:12/17/98
DATE ACQUIRED: 9-JAN-1999 9:28

TYPE FOR MIXED PEAK DECONVOLUTION= S

PEAK#	RET. TIME	T-CL:O-CL	IUPAC#	RRT	CONGENERS	WEIGHT %	MOLE %	PEAK#
	0.00	0:0	000	.0997	BIPHENYL	0.000	0.000	1
2	0.00	1:1	001	.1544	2	0.000	0.000	2
3	0.00	1:0	002	.1937	3	0.000	0.000	3
4	0.00	1:0	003	.1975	4	0.000	0.000	4
5	19.97	2:2	004 010	.2245	22' ; 26	0.532	0.691	5
6	20.93	2:1	007 009	.2566	24 ; 25	0.024	0.031	6
7	21.27	2:1	006	.2709	23'	0.061	0.079	7
8	21.46	2:1	005 008	.2785	23 ; 24'	0.364	0.473	8
9	0.00	2:0	014	.2973	35	0.000	0.000	9
10	22.11	3:3	019	.3045	22'6	0.608	0.683	10
11	0.00	3:2	030	.3165	246	0.000	0.000	11
12	0.00	2:0	011	.3238	33'	0.000	0.000	12
13	0.00	2:0	012 013	.3297	34 ; 34'	0.000	0.000	13
14	22.95	3:2 2:0	018 015	.3387	22'5 ; 44'	3.195	3.714	14
15	23.03	3:2	017	.3398	22'4	5.172	5.815	15
16	23.31	3:2	024 027	.3508	236 ; 23'6	1.445	1.624	16
17	23.57	3:2	016 032	.3625	22'3 ; 24'6	4.264	4.794	17
18	0.00	3:1	023	.3770	235	0.000	0.000	18
19	23.98	3:1 4:4	034 054	.3800	2'35 ; 22'66'	0.182	0.196	19
20	24.09	3:1	029	.3820	245	0.031	0.035	20
21	24.23	3:1	026	.3911	23'5	0.993	1.116	21
22	24.30	3:1	025	.3937	23'4	0.533	0.599	22
23	24.47	3:1	031	.4024	24'5	3.219	3.619	23
24	24.51	3:1 4:3	028 050	.4031	244' ; 22'46	4.394	4.940	24
25	24.84	3:1 4:3	021 033	.4170	233' ; 234 ; 22'56'	1.543	1.722	25
26	25.00	3:1 4:3	022 051	.4267	234' ; 22'46'	1.331	1.490	26
	25.20	4:3	045	.4334	22'36	1.267	1.256	27
28	0.00	3:1	036	.4379	33'5	0.000	0.000	28
29	25.43	4:3	046	.4450	22'36'	0.702	0.696	29
30	0.00	3:1	039	.4488	34'5	0.000	0.000	30
31	25.68	4:2	052 073	.4554	22'55' ; 23'5'6	9.263	9.183	31

000260

311775

PEAK#	RET. TIME	T-CL:O-CL	IUPAC#	RRT	CONGENERS	WEIGHT %	MOLE %	PEAK#
32	25.81	4:2	049	.4610	22'45	5.341	5.295	32
33	25.90	4:2	047	.4639	22'44'	1.959	1.942	33
34	25.95	4:2	048 075	.4651	22'45 ; 244'6	0.730	0.723	34
35	0.00	4:2	065 062	.4865	2346 ; 2356	0.000	0.000	35
36	26.13	3:0	035	.4738	33'4	0.227	0.255	36
37	26.27	5:4 4:2	104 044	.4832	22'466' ; 22'35'	4.871	4.829	37
38	26.37	3:0 4:2	037 042	.4870	344' ; 22'34' ; 233'6	3.378	3.590	38
39	26.65	4:2	064 071	.4990	23'34 ; 234'6 ; 23'4'6 +	4.205	4.168	39
40	0.00	4:1	068	.5040	23'45' ?	0.000	0.000	40
41	26.78	5:4	096	.5057	22'366'	0.352	0.313	41
42	26.86	4:2	040	.5102	22'33'	1.396	1.384	42
43	27.06	5:3 4:1	103 057	.5155	22'45'6 ; 233'5	0.461	0.446	43
44	27.22	5:3 4:1	100 067	.5212	22'44'6 ; 23'4'5	0.205	0.198	44
45	27.32	4:1	058 063	.5267	233'5' ; 234'5	0.122	0.121	45
46	27.45	4:1 5:3	074 094	.5340	244'5 ; 22'356'	0.697	0.691	46
47	27.55	4:1	070 061	.5407	23'4'5 ; 2'345 ; 2345?	1.426	1.414	47
48	27.68	4:1 5:3	066 095	.5447	23'44' ; 22'356 ; 22'35'6	5.607	5.530	48
49	27.87	5:3 4:1	091 098	.5549	22'34'6 ; 22'3'46 ; 233'4	1.006	0.897	49
50	28.09	4:1	056 060	.5676	233'4' ; 2344'	2.199	2.180	50
51	28.28	6:4 5:3	155 084	.5666	22'44'66' ; 22'33'6; 22'355'	4.837	4.290	51
52	28.35	5:3	089	.5779	22'346'	0.639	0.567	52
53	28.48	5:2	101 090	.5814	22'34'5 ; 22'455'	2.818	2.499	53
54	28.63	5:2	099	.5880	22'44'5	1.995	1.769	54
55	28.84	6:4 5:2	150 112	.5969	22'34'66' ; 233'56 ; 23'44'6	0.048	0.043	55
56	28.91	5:2	083 109	.6029	22'33'5 ; 233'46	1.169	1.036	56
	29.07	6:4 5:2	152 097	.6062	22'3566' ; 22'345 ; 22'3'45	0.670	0.594	57
58	29.20	5:2	087 111	.6175	22'345' ; 233'55' ; 2344'6	1.170	1.038	58
59	29.34	5:2	085 116	.6224	22'344' ; 23456?	2.305	2.044	59
60	29.40	6:4	136	.6257	22'33'66'	0.239	0.192	60
61	29.50	4:0 5:2	077 110	.6295	33'44' ; 233'4'6	3.704	3.395	61
62	0.00	6:3	154	.6349	22'44'56'	0.000	0.000	62
63	29.79	5:2	082	.6453	22'33'4	0.235	0.208	63
64	30.04	6:3	151	.6499	22'355'6	0.411	0.330	64
65	30.17	6:3 5:1	135 124	.6563	22'33'56' ; 2'344'5	0.150	0.124	65
66	0.00	6:3	144	.6584	22'345'6	0.000	0.000	66
67	30.27	5:1 6:3	107 108	.6628	233'4'5 ; 233'45' ; 22'34'56	0.186	0.159	67
68	30.31	5:1	123	.6658	2'344'5	0.217	0.192	68
69	30.43	6:3 5:1	149 118	.6672	22'34'5'6 ; 23'44'5 ; 233'45	1.749	1.500	69
70	0.00	6:3	139 140	.6707	22'344'6 ; 22'344'6'	0.000	0.000	70
71	30.77	6:3 5:1	134 143	.6796	22'33'56' ; 22'3456'; 2344'5	0.190	0.158	71
72	30.97	5:1 6:3	122 131	.6871	2'33'45; 22'33'46;22'33'55'+	0.020	0.017	72
73	31.21	6:2	146 161	.6955	22'34'55' ; 233'45'6	0.145	0.116	73
74	31.32	6:3 5:1	132 105	.7035	22'33'46' ; 233'44'	0.452	0.376	74
75	31.45	6:2	153	.7036	22'44'55'	0.729	0.585	75
76	0.00	6:2	168	.7068	23'44'5'6	0.000	0.000	76
77	31.92	6:2	141	.7203	22'3455'	0.261	0.209	77
78	0.00	7:4	179	.7205	22'33'566'	0.000	0.000	78
79	32.16	6:2	130	.7284	22'33'45'	0.092	0.074	79
80	32.28	6:2	137	.7329	22'344'5	0.258	0.207	80
81	0.00	7:4	176	.7305	22'33'466'	0.000	0.000	81
82	32.50	6:2	138 163	.7403	22'344'5' ; 233'4'56 ; +2	0.885	0.710	82
	32.65	6:2	158	.7429	233'44'6	0.069	0.055	83
1	32.84	6:2	129	.7501	22'33'45	0.008	0.007	84
85	33.16	7:3	178	.7537	22'33'55'6	0.055	0.040	85
86	0.00	6:2	166	.7572	2344'56	0.000	0.000	86
87	0.00	7:3	175	.7611	22'33'45'6	0.000	0.000	87

000261

PEAK#	RET. TIME	T-CL:O-CL	IUPAC#	RRT	CONGENERS	WEIGHT %	MOLE %	PEAK#
[illegible]	33.55	7:3	187 182	.7653	22'34'55'6 ; 22'344'56'	0.206	0.151	88
89	33.66	6:2	128	.7761	22'33'44'	0.070	0.056	89
90	33.83	7:3	183	.7720	22'344'5'6	0.031	0.023	90
91	34.07	6:1	167	.7814	23'44'55'	0.010	0.008	91
92	0.00	7:3	185	.7848	22'3455'6	0.000	0.000	92
93	34.70	7:3	174 181	.7965	22'33'456' ; 22'344'56	0.063	0.046	93
94	34.91	7:3	177	.8031	22'33'4'56	0.392	0.288	94
95	35.21	7:3 6:1	171 156	.8105	22'33'44'6 ; 233'44'5	0.056	0.042	95
96	35.47	8:4	202	.8089	22'33'55'66'	0.002	0.001	96
97	0.00	6:1	157	.8184	233'44'5'	0.000	0.000	97
98	0.00	7:3	173	.8152	22'33'456	0.000	0.000	98
99	0.00	8:4	200 204	.8197	22'33'45'66' ; 22'344'566'	0.000	0.000	99
100	0.00	7:2	172 192	.8278	22'33'455' ; 233'455'6	0.000	0.000	100
101	0.00	8:4	197	.8293	22'33'44'66'	0.000	0.000	101
102	36.59	7:2	180	.8362	22'344'55'	0.162	0.119	102
103	0.00	7:2	193	.8397	233'4'55'6	0.000	0.000	103
104	0.00	7:2	191	.8447	233'44'5'6	0.000	0.000	104
105	0.00	8:4	199	.8494	22'33'4566'	0.000	0.000	105
106	0.00	7:2	170	.8740	22'33'44'5	0.000	0.000	106
107	0.00	7:2	190	.8740	233'44'56	0.000	0.000	107
108	0.00	8:3	198	.8845	22'33'455'6	0.000	0.000	108
109	0.00	8:3	201	.8875	22'33'4'55'6	0.000	0.000	109
110	0.00	8:3	196 203	.8935	22'33'44'5'6 ; 22'344'55'6	0.000	0.000	110
111	0.00	7:1	189	.9142	233'44'55'	0.000	0.000	111
[illegible]2	0.00	8:3	195	.9321	22'33'44'56	0.000	0.000	112
[illegible]3	0.00	9:4	208	.9320	22'33'455'66'	0.000	0.000	113
114	0.00	9:4	207	.9423	22'33'44'566'	0.000	0.000	114
115	0.00	8:2	194	.9620	22'33'44'55'	0.000	0.000	115
116	0.00	8:2	205	.9678	233'44'55'6	0.000	0.000	116
117	0.00	9:3	206	1.010	22'33'44'55'6	0.000	0.000	117
118	0.00	10:4	209	1.050	22'33'44'55'66'	0.000	0.000	118

CONCENTRATION = 2.247 Total ug

TOTAL MICROMOLES = 0.0078

AVERAGE MOLECULAR WEIGHT = 289.5

NUMBER OF CALIBRATED PEAKS FOUND= 75

000262

311777

Sample: STA188-BOT Channel: detector 1 Filename: A809412
Acquired: 09-JAN-99 9:28 Method: J:\MAX99\GC9\QEA0108A Operator: REW
Dilution: 1 : 10.000 Amount: 1.000
Comments: NORTHEAST ANALYTICAL 301 NOTT STREET SCHENECTADY, NY 518-346-4592

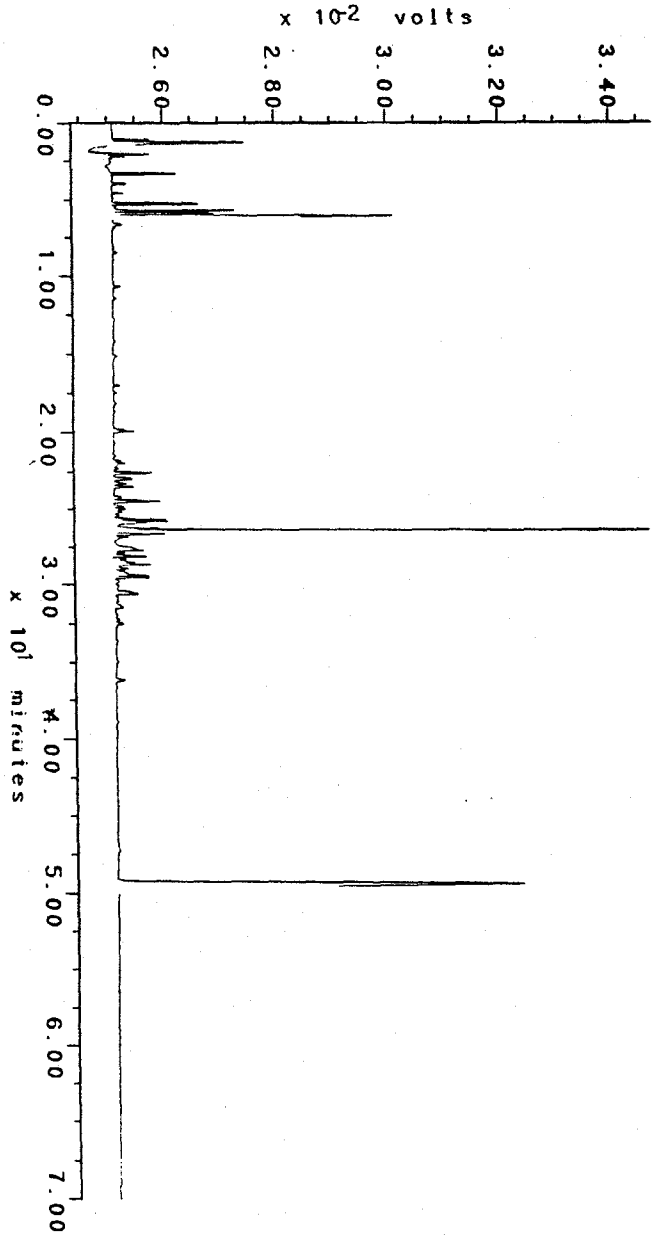

NORTHEAST ANALYTICAL, INC.

301 NOTT STREET
SCHENECTADY, NY 12305
(518) 346-4592

PCB SUMMARY REPORT

NEA FILE NAME: AB09413.hrs

CUSTOMER: GENERAL ELECTRIC COMPANY (QEA)
SAMPLE DESCRIPTION: STA19-SUR
COMMENT: 1999 CSPCB SPMD SAMPLES PROJECT GENHUD #150 COC:12/17/98
DATE ACQUIRED: 9-JAN-1999 10:50

Total PCBs in Sample= 2.02 Total ug

PCB Homolog Distribution

Homologs	Wt. %	Mole %
Mono	0.00	0.00
Di	5.31	6.69
Tri	28.61	31.66
Tetra	39.46	38.64
Penta	22.42	19.68
Hexa	3.54	2.84
Hepta	0.66	0.48
Octa	0.00	0.00
Nona	0.00	0.00
Deca	0.00	0.00

NOMINAL 'AROCLOR' Distribution

Aroclor	Indicator Peak (PK#/IUPAC#)	Amount Total ug	Percent SEDIMENT	Percent BIOTA
A1221	2/001	0.0000	0.0	0.0
A1242	23+24/31+28	0.1845	73.6	77.6
A1254SED	61/110	0.0645	25.8	
A1254BIO	***/###	0.0518		21.8
A1260	102/180	0.0015	0.6	0.6
A1268	115/194	0.0000	0.0	0.0

***/###:69+75+82/149+153+138

tho Cl / biphenyl Residue = 1.74

Meta + Para Cl / biphenyl Residue = 2.07

TOTAL Cl / biphenyl Residue = 3.82

000264

311779

NORTHEAST ANALYTICAL, INC.

301 NOTT STREET
SCHENECTADY, NY 12305
(518) 346-4592

PCB CONGENER AMOUNT REPORT

NEA FILE NAME: AB09413.mol

CUSTOMER: GENERAL ELECTRIC COMPANY (QEA)
SAMPLE DESCRIPTION: STA19-SUR
COMMENT: 1999 CSPCB SPMD SAMPLES PROJECT GENHUD #150 COC:12/17/98
DATE ACQUIRED: 9-JAN-1999 10:50

TYPE FOR MIXED PEAK DECONVOLUTION= S

PEAK NO.	RETENTION TIME	MOLECULAR WT.	PEAK AREA	AMOUNT (Total ug)	Nanomoles
1	0.00	154.20	0.0	0.00000	0.00000
2	0.00	188.70	0.0	0.00000	0.00000
3	0.00	188.70	0.0	0.00000	0.00000
4	0.00	188.70	0.0	0.00000	0.00000
5	19.99	223.10	21.1	0.00933	0.04182
6	20.93	223.10	25.7	0.00155	0.00695
7	21.26	223.10	17.4	0.00223	0.01000
8	21.53	223.10	315.8	0.07915	0.35477
9	0.00	223.10	0.0	0.00000	0.00000
10	22.11	257.50	174.3	0.01418	0.05507
11	0.00	257.50	0.0	0.00000	0.00000
12	0.00	223.10	0.0	0.00000	0.00000
13	0.00	223.10	0.0	0.00000	0.00000
14	22.96	249.00	728.8	0.06174	0.24795
15	23.03	257.50	540.3	0.09127	0.35445
16	23.32	257.50	659.3	0.02981	0.11577
17	23.57	257.50	915.5	0.08224	0.31938
18	0.00	257.50	0.0	0.00000	0.00000
19	23.99	267.90	43.5	0.00654	0.02441
20	24.07	257.50	27.2	0.00120	0.00466
21	24.23	257.50	303.5	0.02010	0.07806
22	24.30	257.50	239.4	0.01131	0.04392
23	24.47	257.50	1585.8	0.09495	0.36874
24	24.51	257.50	1868.2	0.08953	0.34769
25	24.85	259.50	479.3	0.03172	0.12224
[illegible]	25.01	258.70	444.6	0.02847	0.11005
[illegible]	25.22	292.00	443.6	0.02801	0.09592
[illegible]	0.00	257.50	0.0	0.00000	0.00000
[illegible]	25.43	292.00	230.3	0.01656	0.05671
30	0.00	257.50	0.0	0.00000	0.00000
31	25.68	292.00	1753.1	0.17218	0.58966
32	25.82	292.00	2054.7	0.09717	0.33277

000265

311780

33	25.91	292.00	1087.8	0.03577	0.12250
34	25.96	292.00	299.5	0.01314	0.04500
35	0.00	292.00	0.0	0.00000	0.00000
36	26.13	257.50	16.0	0.00313	0.01216
37	26.28	292.00	1545.8	0.09021	0.30894
38	26.38	272.40	844.0	0.05809	0.21325
39	26.65	292.00	1888.7	0.07870	0.26952
40	0.00	292.00	0.0	0.00000	0.00000
41	26.78	326.40	69.4	0.01262	0.03866
42	26.86	292.00	666.6	0.03332	0.11411
43	27.06	298.90	65.4	0.00795	0.02660
44	27.23	298.90	189.3	0.00602	0.02014
45	27.32	292.00	95.0	0.00318	0.01089
46	27.45	292.00	454.9	0.01331	0.04558
47	27.55	292.00	730.3	0.02767	0.09476
48	27.69	293.50	1793.3	0.10024	0.34153
49	27.87	324.70	385.7	0.01830	0.05636
50	28.10	292.00	1630.2	0.05240	0.17945
51	28.28	326.40	854.8	0.08536	0.26152
52	28.36	326.40	189.7	0.00912	0.02794
53	28.48	326.40	1336.2	0.06726	0.20607
54	28.63	326.40	1598.0	0.04915	0.15058
55	28.84	326.40	30.7	0.00051	0.00156
56	28.92	326.40	633.7	0.02791	0.08551
57	29.07	326.40	327.7	0.01092	0.03346
58	29.20	326.40	606.3	0.02297	0.07037
59	29.34	326.40	1401.8	0.04205	0.12883
60	29.41	360.90	105.2	0.00457	0.01266
61	29.51	315.80	1457.9	0.06452	0.20431
62	0.00	360.90	0.0	0.00000	0.00000
63	29.80	326.40	125.6	0.00410	0.01256
64	30.04	360.90	152.6	0.00687	0.01904
65	30.16	350.50	136.0	0.00354	0.01010
[illegible]	0.00	360.90	0.0	0.00000	0.00000
67	30.29	336.80	153.7	0.00654	0.01942
68	30.34	326.40	30.7	0.00235	0.00720
69	30.44	337.50	706.5	0.02822	0.08361
70	0.00	360.90	0.0	0.00000	0.00000
71	30.79	347.80	156.0	0.00479	0.01377
72	30.97	336.80	25.5	0.00058	0.00172
73	31.21	360.90	92.1	0.00344	0.00953
74	31.32	347.80	352.5	0.00882	0.02536
75	31.45	360.90	320.8	0.01098	0.03042
76	0.00	360.90	0.0	0.00000	0.00000
77	31.94	360.90	73.9	0.00335	0.00928
78	0.00	395.30	0.0	0.00000	0.00000
79	32.15	360.90	18.1	0.00124	0.00344
80	32.27	360.90	250.1	0.00484	0.01341
81	0.00	395.30	0.0	0.00000	0.00000
82	32.51	360.90	393.2	0.01257	0.03483
83	32.67	360.90	15.8	0.00040	0.00111
84	32.85	360.90	10.6	0.00007	0.00019
85	33.17	395.30	22.6	0.00137	0.00347
86	0.00	360.90	0.0	0.00000	0.00000
87	33.40	395.30	15.9	0.00075	0.00190
88	33.55	395.30	55.1	0.00198	0.00501
89	33.67	360.90	48.6	0.00095	0.00263
90	33.84	395.30	8.2	0.00028	0.00071
91	0.00	360.90	0.0	0.00000	0.00000
[illegible]	0.00	394.30	0.0	0.00000	0.00000
93	34.71	394.30	20.2	0.00069	0.00175
94	34.91	394.30	165.8	0.00626	0.01588
95	35.19	382.20	23.6	0.00075	0.00196
96	35.43	429.80	12.1	0.00006	0.00014
97	0.00	360.90	0.0	0.00000	0.00000
98	0.00	395.30	0.0	0.00000	0.00000

000266

311781

99	0.00	429.80	0.0	0.00000	0.00000
100	0.00	395.30	0.0	0.00000	0.00000
101	0.00	429.80	0.0	0.00000	0.00000
102	36.60	395.30	54.8	0.00152	0.00385
103	0.00	395.30	0.0	0.00000	0.00000
104	0.00	395.30	0.0	0.00000	0.00000
105	0.00	429.80	0.0	0.00000	0.00000
106	0.00	395.30	0.0	0.00000	0.00000
107	0.00	395.30	0.0	0.00000	0.00000
108	0.00	429.80	0.0	0.00000	0.00000
109	0.00	429.80	0.0	0.00000	0.00000
110	0.00	429.80	0.0	0.00000	0.00000
111	0.00	395.30	0.0	0.00000	0.00000
112	0.00	429.80	0.0	0.00000	0.00000
113	0.00	464.20	0.0	0.00000	0.00000
114	0.00	464.20	0.0	0.00000	0.00000
115	0.00	429.80	0.0	0.00000	0.00000
116	0.00	429.80	0.0	0.00000	0.00000
117	0.00	464.20	0.0	0.00000	0.00000
118	0.00	498.60	0.0	0.00000	0.00000

CONCENTRATION = 2.025 Total ug

TOTAL MICROMOLES = 0.0071

AVERAGE MOLECULAR WEIGHT = 285.4

NUMBER OF CALIBRATED PEAKS FOUND= 75

INTERNAL STANDARD RETENTION TIME = 49.43 MINUTES

INTERNAL STANDARD PEAK AREA = 84163.7

NORTHEAST ANALYTICAL, INC.

301 NOTT STREET
SCHENECTADY, NY 12305
(518) 346-4592

CONGENER WEIGHT and MOLE REPORT

NEA FILE NAME: AB09413.mol

CUSTOMER: GENERAL ELECTRIC COMPANY (QEA)
SAMPLE DESCRIPTION: STA19-SUR
COMMENT: 1999 CSPCB SPMD SAMPLES PROJECT GENHUD #150 COC:12/17/98
DATE ACQUIRED: 9-JAN-1999 10:50

TYPE FOR MIXED PEAK DECONVOLUTION= S

PEAK#	RET. TIME	T-CL:O-CL	IUPAC#	RRT	CONGENERS	WEIGHT %	MOLE %	PEAK#
	0.00	0:0	000	.0997	BIPHENYL	0.000	0.000	1
2	0.00	1:1	001	.1544	2	0.000	0.000	2
3	0.00	1:0	002	.1937	3	0.000	0.000	3
4	0.00	1:0	003	.1975	4	0.000	0.000	4
5	19.99	2:2	004 010	.2245	22' ; 26	0.461	0.589	5
6	20.93	2:1	007 009	.2566	24 ; 25	0.077	0.098	6
7	21.26	2:1	006	.2709	23'	0.110	0.141	7
8	21.53	2:1	005 008	.2785	23 ; 24'	3.909	5.000	8
9	0.00	2:0	014	.2973	35	0.000	0.000	9
10	22.11	3:3	019	.3045	22'6	0.700	0.776	10
11	0.00	3:2	030	.3165	246	0.000	0.000	11
12	0.00	2:0	011	.3238	33'	0.000	0.000	12
13	0.00	2:0	012 013	.3297	34 ; 34'	0.000	0.000	13
14	22.96	3:2 2:0	018 015	.3387	22'5 ; 44'	3.049	3.494	14
15	23.03	3:2	017	.3398	22'4	4.507	4.995	15
16	23.32	3:2	024 027	.3508	236 ; 23'6	1.472	1.632	16
17	23.57	3:2	016 032	.3625	22'3 ; 24'6	4.061	4.501	17
18	0.00	3:1	023	.3770	235	0.000	0.000	18
19	23.99	3:1 4:4	034 054	.3800	2'35 ; 22'66'	0.323	0.344	19
20	24.07	3:1	029	.3820	245	0.059	0.066	20
21	24.23	3:1	026	.3911	23'5	0.993	1.100	21
22	24.30	3:1	025	.3937	23'4	0.559	0.619	22
23	24.47	3:1	031	.4024	24'5	4.689	5.197	23
24	24.51	3:1 4:3	028 050	.4031	244' ; 22'46	4.421	4.900	24
25	24.85	3:1 4:3	021 033	.4170	233' ; 234 ; 22'56'	1.566	1.723	25
26	25.01	3:1 4:3	022 051	.4267	234' ; 22'46'	1.406	1.551	26
	25.22	4:3	045	.4334	22'36	1.383	1.352	27
28	0.00	3:1	036	.4379	33'5	0.000	0.000	28
29	25.43	4:3	046	.4450	22'36'	0.818	0.799	29
30	0.00	3:1	039	.4488	34'5	0.000	0.000	30
31	25.68	4:2	052 073	.4554	22'55' ; 23'5'6	8.503	8.310	31

000268

311783

PEAK#	RET. TIME	T-CL:O-CL	IUPAC#	RRT	CONGENERS	WEIGHT %	MOLE %	PEAK#
32	25.82	4:2	049	.4610	22'45	4.799	4.690	32
33	25.91	4:2	047	.4639	22'44'	1.766	1.726	33
34	25.96	4:2	048 075	.4651	22'45 ; 244'6	0.649	0.634	34
35	0.00	4:2	065 062	.4865	2346 ; 2356	0.000	0.000	35
36	26.13	3:0	035	.4738	33'4	0.155	0.171	36
37	26.28	5:4 4:2	104 044	.4832	22'466' ; 22'35'	4.455	4.354	37
38	26.38	3:0 4:2	037 042	.4870	344' ; 22'34' ; 233'6	2.869	3.005	38
39	26.65	4:2	064 071	.4990	23'34 ; 234'6 ; 23'4'6 +	3.887	3.798	39
40	0.00	4:1	068	.5040	23'45' ?	0.000	0.000	40
41	26.78	5:4	096	.5057	22'366'	0.623	0.545	41
42	26.86	4:2	040	.5102	22'33'	1.645	1.608	42
43	27.06	5:3 4:1	103 057	.5155	22'45'6 ; 233'5	0.393	0.375	43
44	27.23	5:3 4:1	100 067	.5212	22'44'6 ; 23'4'5	0.297	0.284	44
45	27.32	4:1	058 063	.5267	233'5' ; 234'5	0.157	0.153	45
46	27.45	4:1 5:3	074 094	.5340	244'5 ; 22'356'	0.657	0.642	46
47	27.55	4:1	070 061	.5407	23'4'5 ; 2'345 ; 2345?	1.366	1.335	47
48	27.69	4:1 5:3	066 095	.5447	23'44' ; 22'356 ; 22'35'6	4.950	4.813	48
49	27.87	5:3 4:1	091 098	.5549	22'34'6 ; 22'3'46 ; 233'4	0.904	0.794	49
50	28.10	4:1	056 060	.5676	233'4' ; 2344'	2.588	2.529	50
51	28.28	6:4 5:3	155 084	.5666	22'44'66' ; 22'33'6; 22'355'	4.215	3.686	51
52	28.36	5:3	089	.5779	22'346'	0.450	0.394	52
53	28.48	5:2	101 090	.5814	22'34'5 ; 22'455'	3.322	2.904	53
54	28.63	5:2	099	.5880	22'44'5	2.427	2.122	54
55	28.84	6:4 5:2	150 112	.5969	22'34'66' ; 233'56 ; 23'44'6	0.025	0.022	55
56	28.92	5:2	083 109	.6029	22'33'5 ; 233'46	1.378	1.205	56
	29.07	6:4 5:2	152 097	.6062	22'3566' ; 22'345 ; 22'3'45	0.539	0.472	57
58	29.20	5:2	087 111	.6175	22'345' ; 233'55' ; 2344'6	1.134	0.992	58
59	29.34	5:2	085 116	.6224	22'344' ; 23456?	2.077	1.816	59
60	29.41	6:4	136	.6257	22'33'66'	0.226	0.178	60
61	29.51	4:0 5:2	077 110	.6295	33'44' ; 233'4'6	3.186	2.879	61
62	0.00	6:3	154	.6349	22'44'56'	0.000	0.000	62
63	29.80	5:2	082	.6453	22'33'4	0.202	0.177	63
64	30.04	6:3	151	.6499	22'355'6	0.339	0.268	64
65	30.16	6:3 5:1	135 124	.6563	22'33'56' ; 2'344'5	0.175	0.142	65
66	0.00	6:3	144	.6584	22'345'6	0.000	0.000	66
67	30.29	5:1 6:3	107 108	.6628	233'4'5 ; 233'45' ; 22'34'56	0.323	0.274	67
68	30.34	5:1	123	.6658	2'344'5	0.116	0.101	68
69	30.44	6:3 5:1	149 118	.6672	22'34'5'6 ; 23'44'5 ; 233'45	1.394	1.178	69
70	0.00	6:3	139 140	.6707	22'344'6 ; 22'344'6'	0.000	0.000	70
71	30.79	6:3 5:1	134 143	.6796	22'33'56' ; 22'3456'; 2344'5	0.237	0.194	71
72	30.97	5:1 6:3	122 131	.6871	2'33'45; 22'33'46;22'33'55'+	0.029	0.024	72
73	31.21	6:2	146 161	.6955	22'34'55' ; 233'45'6	0.170	0.134	73
74	31.32	6:3 5:1	132 105	.7035	22'33'46' ; 233'44'	0.436	0.357	74
75	31.45	6:2	153	.7036	22'44'55'	0.542	0.429	75
76	0.00	6:2	168	.7068	23'44'5'6	0.000	0.000	76
77	31.94	6:2	141	.7203	22'3455'	0.165	0.131	77
78	0.00	7:4	179	.7205	22'33'566'	0.000	0.000	78
79	32.15	6:2	130	.7284	22'33'45'	0.061	0.048	79
80	32.27	6:2	137	.7329	22'344'5	0.239	0.189	80
81	0.00	7:4	176	.7305	22'33'466'	0.000	0.000	81
82	32.51	6:2	138 163	.7403	22'344'5' ; 233'4'56 ; +2	0.621	0.491	82
	32.67	6:2	158	.7429	233'44'6	0.020	0.016	83
84	32.85	6:2	129	.7501	22'33'45	0.003	0.003	84
85	33.17	7:3	178	.7537	22'33'55'6	0.068	0.049	85
86	0.00	6:2	166	.7572	2344'56	0.000	0.000	86
87	33.40	7:3	175	.7611	22'33'45'6	0.037	0.027	87

000269

311784

PEAK#	RET. TIME	T-CL:O-CL	IUPAC#	RRT	CONGENERS	WEIGHT %	MOLE %	PEAK#
88	33.55	7:3	187 182	.7653	22'34'55'6 ; 22'344'56'	0.098	0.071	88
89	33.67	6:2	128	.7761	22'33'44'	0.047	0.037	89
90	33.84	7:3	183	.7720	22'344'5'6	0.014	0.010	90
91	0.00	6:1	167	.7814	23'44'55'	0.000	0.000	91
92	0.00	7:3	185	.7848	22'3455'6	0.000	0.000	92
93	34.71	7:3	174 181	.7965	22'33'456' ; 22'344'56	0.034	0.025	93
94	34.91	7:3	177	.8031	22'33'4'56	0.309	0.224	94
95	35.19	7:3 6:1	171 156	.8105	22'33'44'6 ; 233'44'5	0.037	0.028	95
96	35.43	8:4	202	.8089	22'33'55'66'	0.003	0.002	96
97	0.00	6:1	157	.8184	233'44'5'	0.000	0.000	97
98	0.00	7:3	173	.8152	22'33'456	0.000	0.000	98
99	0.00	8:4	200 204	.8197	22'33'45'66' ; 22'344'566'	0.000	0.000	99
100	0.00	7:2	172 192	.8278	22'33'455' ; 233'455'6	0.000	0.000	100
101	0.00	8:4	197	.8293	22'33'44'66'	0.000	0.000	101
102	36.60	7:2	180	.8362	22'344'55'	0.075	0.054	102
103	0.00	7:2	193	.8397	233'4'55'6	0.000	0.000	103
104	0.00	7:2	191	.8447	233'44'5'6	0.000	0.000	104
105	0.00	8:4	199	.8494	22'33'4566'	0.000	0.000	105
106	0.00	7:2	170	.8740	22'33'44'5	0.000	0.000	106
107	0.00	7:2	190	.8740	233'44'56	0.000	0.000	107
108	0.00	8:3	198	.8845	22'33'455'6	0.000	0.000	108
109	0.00	8:3	201	.8875	22'33'4'55'6	0.000	0.000	109
110	0.00	8:3	196 203	.8935	22'33'44'5'6 ; 22'344'55'6	0.000	0.000	110
111	0.00	7:1	189	.9142	233'44'55'	0.000	0.000	111
112	0.00	8:3	195	.9321	22'33'44'56	0.000	0.000	112
113	0.00	9:4	208	.9320	22'33'455'66'	0.000	0.000	113
114	0.00	9:4	207	.9423	22'33'44'566'	0.000	0.000	114
115	0.00	8:2	194	.9620	22'33'44'55'	0.000	0.000	115
116	0.00	8:2	205	.9678	233'44'55'6	0.000	0.000	116
117	0.00	9:3	206	1.010	22'33'44'55'6	0.000	0.000	117
118	0.00	10:4	209	1.050	22'33'44'55'66'	0.000	0.000	118

CONCENTRATION = 2.025 Total ug

TOTAL MICROMOLES = 0.0071

AVERAGE MOLECULAR WEIGHT = 285.4

NUMBER OF CALIBRATED PEAKS FOUND= 75

Sample: STA19-SUR Channel detector 1 Filename: AB09413
Acquired: 09-JAN-89 10:50 Method J:\MAX99\GC9\QEA0108A Operator: REW
Dilution 1 : 10.000 Amount 1.000
Comments NORTHEAST ANALYTICAL 301 NOTT STREET SCHENECTADY, NY 518-348-4592

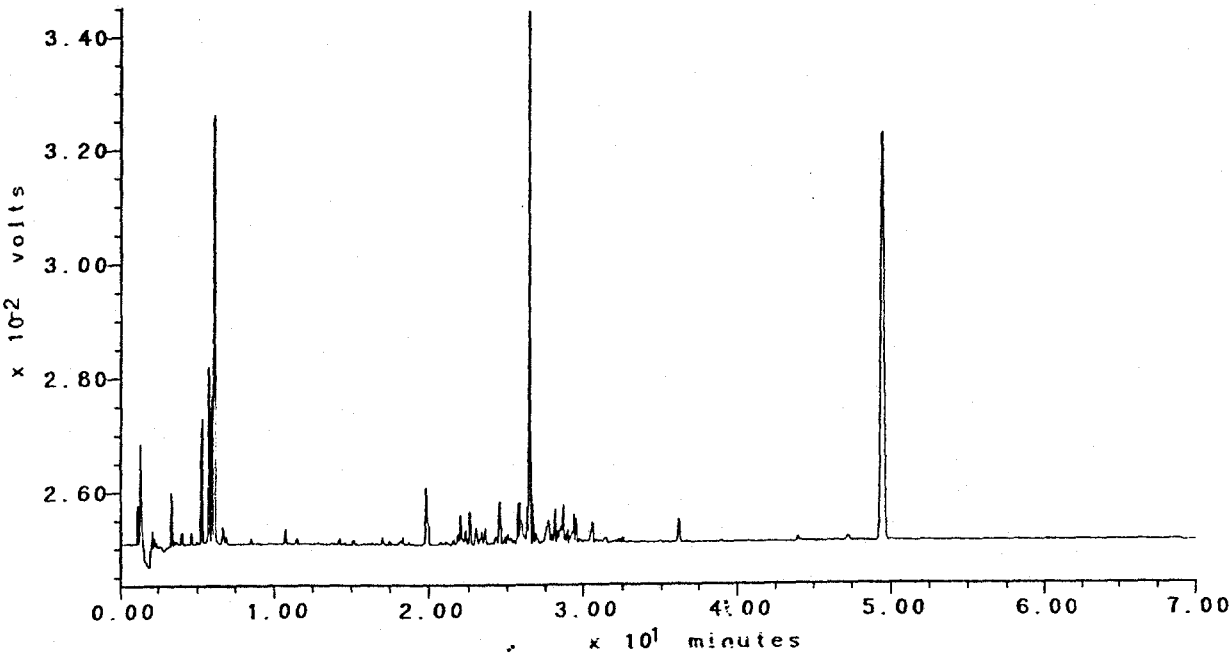

NORTHEAST ANALYTICAL, INC.

301 NOTT STREET
SCHENECTADY, NY 12305
(518) 346-4592

PCB SUMMARY REPORT

NEA FILE NAME: AB09414.hrs

CUSTOMER: GENERAL ELECTRIC COMPANY (QEA)
SAMPLE DESCRIPTION: STA19-BOT
COMMENT: 1999 CSPCB SPMD SAMPLES PROJECT GENHUD #150 COC:12/17/98
DATE ACQUIRED: 9-JAN-1999 14:55

Total PCBs in Sample= 2.25 Total ug

PCB Homolog Distribution

Homologs	Wt. %	Mole %
Mono	0.00	0.00
Di	3.66	4.61
Tri	28.47	31.72
Tetra	40.18	39.63
Penta	22.83	20.20
Hexa	3.89	3.14
Hepta	0.96	0.70
Octa	0.00	0.00
Nona	0.00	0.00
Deca	0.00	0.00

NOMINAL 'AROCLOR' Distribution

Aroclor	Indicator Peak (PK#/IUPAC#)	Amount Total ug	Percent SEDIMENT	Percent BIOTA
A1221	2/001	0.0000	0.0	0.0
A1242	23+24/31+28	0.1891	69.4	72.4
A1254SED	61/110	0.0799	29.3	
A1254BIO	***/###	0.0684		26.2
A1260	102/180	0.0036	1.3	1.4
A1268	115/194	0.0000	0.0	0.0

***/###:69+75+82/149+153+138

rtho Cl / biphenyl Residue = 1.76

Meta + Para Cl / biphenyl Residue = 2.12

TOTAL Cl / biphenyl Residue = 3.88

000272

311787

NORTHEAST ANALYTICAL, INC.

301 NOTT STREET
SCHENECTADY, NY 12305
(518) 346-4592

PCB CONGENER AMOUNT REPORT

NEA FILE NAME: AB09414.mol

CUSTOMER: GENERAL ELECTRIC COMPANY (QEA)
SAMPLE DESCRIPTION: STA19-BOT
COMMENT: 1999 CSPCB SPMD SAMPLES PROJECT GENHUD #150 COC:12/17/98
DATE ACQUIRED: 9-JAN-1999 14:55

TYPE FOR MIXED PEAK DECONVOLUTION= S

PEAK NO.	RETENTION TIME	MOLECULAR WT.	PEAK AREA	AMOUNT (Total ug)	Nanomoles
1	0.00	154.20	0.0	0.00000	0.00000
2	0.00	188.70	0.0	0.00000	0.00000
3	0.00	188.70	0.0	0.00000	0.00000
4	0.00	188.70	0.0	0.00000	0.00000
5	19.97	223.10	24.4	0.01096	0.04913
6	20.94	223.10	11.1	0.00068	0.00305
7	21.26	223.10	11.9	0.00155	0.00695
8	21.52	223.10	205.5	0.05242	0.23496
9	0.00	223.10	0.0	0.00000	0.00000
10	22.10	257.50	159.3	0.01318	0.05118
11	0.00	257.50	0.0	0.00000	0.00000
12	0.00	223.10	0.0	0.00000	0.00000
13	0.00	223.10	0.0	0.00000	0.00000
14	22.95	249.00	784.1	0.06760	0.27149
15	23.03	257.50	607.4	0.10440	0.40544
16	23.32	257.50	803.8	0.03698	0.14361
17	23.57	257.50	1016.7	0.09294	0.36093
18	0.00	257.50	0.0	0.00000	0.00000
19	23.98	267.90	16.3	0.00249	0.00929
20	24.09	257.50	14.7	0.00066	0.00256
21	24.22	257.50	341.4	0.02301	0.08936
22	24.30	257.50	288.2	0.01386	0.05383
23	24.47	257.50	1357.6	0.08271	0.32120
24	24.51	257.50	2181.1	0.10635	0.41301
25	24.84	259.50	520.0	0.03502	0.13495
	25.00	258.70	546.3	0.03560	0.13761
	25.20	292.00	468.4	0.03009	0.10305
	0.00	257.50	0.0	0.00000	0.00000
29	25.43	292.00	209.0	0.01529	0.05236
30	0.00	257.50	0.0	0.00000	0.00000
31	25.68	292.00	1931.1	0.19299	0.66092
32	25.81	292.00	2271.0	0.10929	0.37428

000273

311788

33	25.91	292.00	1220.5	0.04083	0.13983
34	25.95	292.00	335.0	0.01496	0.05123
35	0.00	292.00	0.0	0.00000	0.00000
36	26.13	257.50	14.3	0.00285	0.01107
37	26.27	292.00	1713.0	0.10172	0.34836
38	26.38	272.40	1097.8	0.07688	0.28223
39	26.65	292.00	2143.4	0.09088	0.31123
[illegible]	0.00	292.00	0.0	0.00000	0.00000
[illegible]	26.77	326.40	65.7	0.01215	0.03722
42	26.86	292.00	698.6	0.03553	0.12168
43	27.06	298.90	65.0	0.00805	0.02693
44	27.21	298.90	185.4	0.00600	0.02007
45	27.31	292.00	93.9	0.00320	0.01096
46	27.45	292.00	546.7	0.01628	0.05575
47	27.55	292.00	854.1	0.03292	0.11274
48	27.68	293.50	2120.0	0.12058	0.41083
49	27.87	324.70	466.5	0.02252	0.06936
50	28.09	292.00	1707.1	0.05583	0.19120
51	28.28	326.40	962.6	0.09781	0.29966
52	28.35	326.40	275.1	0.01346	0.04124
53	28.48	326.40	1312.9	0.06725	0.20604
54	28.63	326.40	1542.4	0.04827	0.14789
55	28.84	326.40	42.0	0.00071	0.00218
56	28.91	326.40	600.1	0.02689	0.08238
57	29.06	326.40	411.1	0.01394	0.04271
58	29.19	326.40	726.2	0.02800	0.08578
59	29.34	326.40	1661.3	0.05070	0.15533
60	29.40	360.90	103.9	0.00459	0.01272
61	29.50	315.80	1773.9	0.07988	0.25294
62	0.00	360.90	0.0	0.00000	0.00000
63	29.79	326.40	149.3	0.00496	0.01520
64	30.04	360.90	173.8	0.00795	0.02203
65	30.16	350.50	166.2	0.00441	0.01258
[illegible]	0.00	360.90	0.0	0.00000	0.00000
67	30.27	336.80	96.4	0.00417	0.01238
68	30.32	326.40	75.5	0.00589	0.01805
69	30.43	337.50	882.1	0.03585	0.10622
70	0.00	360.90	0.0	0.00000	0.00000
71	30.77	347.80	115.3	0.00361	0.01038
72	30.97	336.80	32.8	0.00077	0.00229
73	31.20	360.90	138.5	0.00526	0.01457
74	31.31	347.80	397.0	0.01010	0.02904
75	31.45	360.90	437.1	0.01522	0.04217
76	0.00	360.90	0.0	0.00000	0.00000
77	31.91	360.90	89.2	0.00411	0.01139
78	0.00	395.30	0.0	0.00000	0.00000
79	32.17	360.90	17.6	0.00123	0.00341
80	32.27	360.90	193.6	0.00381	0.01056
81	0.00	395.30	0.0	0.00000	0.00000
82	32.50	360.90	532.0	0.01730	0.04794
83	32.66	360.90	34.7	0.00089	0.00247
84	32.84	360.90	8.8	0.00006	0.00017
85	33.15	395.30	17.5	0.00108	0.00273
86	0.00	360.90	0.0	0.00000	0.00000
87	0.00	395.30	0.0	0.00000	0.00000
88	33.55	395.30	130.9	0.00479	0.01212
89	33.67	360.90	84.5	0.00168	0.00466
90	33.84	395.30	18.5	0.00063	0.00159
91	34.08	360.90	10.7	0.00027	0.00075
[illegible]	0.00	394.30	0.0	0.00000	0.00000
93	34.70	394.30	42.4	0.00148	0.00375
94	34.91	394.30	234.4	0.00901	0.02285
95	35.19	382.20	50.1	0.00162	0.00424
96	35.45	429.80	16.4	0.00008	0.00019
97	0.00	360.90	0.0	0.00000	0.00000
98	0.00	395.30	0.0	0.00000	0.00000

000274

311789

99	0.00	429.80	0.0	0.00000	0.00000
100	0.00	395.30	0.0	0.00000	0.00000
101	0.00	429.80	0.0	0.00000	0.00000
102	36.60	395.30	128.9	0.00363	0.00918
103	0.00	395.30	0.0	0.00000	0.00000
104	0.00	395.30	0.0	0.00000	0.00000
105	0.00	429.80	0.0	0.00000	0.00000
106	0.00	395.30	0.0	0.00000	0.00000
107	0.00	395.30	0.0	0.00000	0.00000
108	0.00	429.80	0.0	0.00000	0.00000
109	0.00	429.80	0.0	0.00000	0.00000
110	0.00	429.80	0.0	0.00000	0.00000
111	0.00	395.30	0.0	0.00000	0.00000
112	0.00	429.80	0.0	0.00000	0.00000
113	0.00	464.20	0.0	0.00000	0.00000
114	0.00	464.20	0.0	0.00000	0.00000
115	0.00	429.80	0.0	0.00000	0.00000
116	0.00	429.80	0.0	0.00000	0.00000
117	0.00	464.20	0.0	0.00000	0.00000
118	0.00	498.60	0.0	0.00000	0.00000

CONCENTRATION = 2.251 Total ug

TOTAL MICROMOLES = 0.0078

AVERAGE MOLECULAR WEIGHT = 287.4

NUMBER OF CALIBRATED PEAKS FOUND= 75

INTERNAL STANDARD RETENTION TIME = 49.42 MINUTES

INTERNAL STANDARD PEAK AREA = 82713.9

NORTHEAST ANALYTICAL, INC.

301 NOTT STREET
SCHENECTADY, NY 12305
(518) 346-4592

CONGENER WEIGHT and MOLE REPORT

NEA FILE NAME: AB09414.mol

CUSTOMER: GENERAL ELECTRIC COMPANY (QEA)
SAMPLE DESCRIPTION: STA19-BOT
COMMENT: 1999 CSPCB SPMD SAMPLES PROJECT GENHUD #150 COC:12/17/98
DATE ACQUIRED: 9-JAN-1999 14:55

TYPE FOR MIXED PEAK DECONVOLUTION= S

PEAK#	RET. TIME	T-CL:O-CL	IUPAC#	RRT	CONGENERS	WEIGHT %	MOLE %	PEAK#
	0.00	0:0	000	.0997	BIPHENYL	0.000	0.000	1
2	0.00	1:1	001	.1544	2	0.000	0.000	2
3	0.00	1:0	002	.1937	3	0.000	0.000	3
4	0.00	1:0	003	.1975	4	0.000	0.000	4
5	19.97	2:2	004 010	.2245	22' ; 26	0.487	0.627	5
6	20.94	2:1	007 009	.2566	24 ; 25	0.030	0.039	6
7	21.26	2:1	006	.2709	23'	0.069	0.089	7
8	21.52	2:1	005 008	.2785	23 ; 24'	2.329	3.000	8
9	0.00	2:0	014	.2973	35	0.000	0.000	9
10	22.10	3:3	019	.3045	22'6	0.586	0.654	10
11	0.00	3:2	030	.3165	246	0.000	0.000	11
12	0.00	2:0	011	.3238	33'	0.000	0.000	12
13	0.00	2:0	012 013	.3297	34 ; 34'	0.000	0.000	13
14	22.95	3:2 2:0	018 015	.3387	22'5 ; 44'	3.004	3.467	14
15	23.03	3:2	017	.3398	22'4	4.639	5.177	15
16	23.32	3:2	024 027	.3508	236 ; 23'6	1.643	1.834	16
17	23.57	3:2	016 032	.3625	22'3 ; 24'6	4.130	4.609	17
18	0.00	3:1	023	.3770	235	0.000	0.000	18
19	23.98	3:1 4:4	034 054	.3800	2'35 ; 22'66'	0.111	0.119	19
20	24.09	3:1	029	.3820	245	0.029	0.033	20
21	24.22	3:1	026	.3911	23'5	1.022	1.141	21
22	24.30	3:1	025	.3937	23'4	0.616	0.687	22
23	24.47	3:1	031	.4024	24'5	3.675	4.101	23
24	24.51	3:1 4:3	028 050	.4031	244' ; 22'46	4.725	5.274	24
25	24.84	3:1 4:3	021 033	.4170	233' ; 234 ; 22'56'	1.556	1.723	25
26	25.00	3:1 4:3	022 051	.4267	234' ; 22'46'	1.582	1.757	26
	25.20	4:3	045	.4334	22'36	1.337	1.316	27
28	0.00	3:1	036	.4379	33'5	0.000	0.000	28
29	25.43	4:3	046	.4450	22'36'	0.679	0.669	29
30	0.00	3:1	039	.4488	34'5	0.000	0.000	30
31	25.68	4:2	052 073	.4554	22'55' ; 23'5'6	8.575	8.439	31

000276

311791

PEAK#	RET. TIME	T-CL:O-CL	IUPAC#	RRT	CONGENERS	WEIGHT %	MOLE %	PEAK#
[illegible]	25.81	4:2	049	.4610	22'45	4.856	4.779	32
33	25.91	4:2	047	.4639	22'44'	1.814	1.785	33
34	25.95	4:2	048 075	.4651	22'45 ; 244'6	0.665	0.654	34
35	0.00	4:2	065 062	.4865	2346 ; 2356	0.000	0.000	35
36	26.13	3:0	035	.4738	33'4	0.127	0.141	36
37	26.27	5:4 4:2	104 044	.4832	22'466' ; 22'35'	4.520	4.448	37
38	26.38	3:0 4:2	037 042	.4870	344' ; 22'34' ; 233'6	3.416	3.604	38
39	26.65	4:2	064 071	.4990	23'34 ; 234'6 ; 23'4'6 +	4.038	3.974	39
40	0.00	4:1	068	.5040	23'45' ?	0.000	0.000	40
41	26.77	5:4	096	.5057	22'366'	0.540	0.475	41
42	26.86	4:2	040	.5102	22'33'	1.579	1.554	42
43	27.06	5:3 4:1	103 057	.5155	22'45'6 ; 233'5	0.358	0.344	43
44	27.21	5:3 4:1	100 067	.5212	22'44'6 ; 23'4'5	0.267	0.256	44
45	27.31	4:1	058 063	.5267	233'5' ; 234'5	0.142	0.140	45
46	27.45	4:1 5:3	074 094	.5340	244'5 ; 22'356'	0.723	0.712	46
47	27.55	4:1	070 061	.5407	23'4'5 ; 2'345 ; 2345?	1.463	1.440	47
48	27.68	4:1 5:3	066 095	.5447	23'44' ; 22'356 ; 22'35'6	5.358	5.246	48
49	27.87	5:3 4:1	091 098	.5549	22'34'6 ; 22'3'46 ; 233'4	1.001	0.886	49
50	28.09	4:1	056 060	.5676	233'4' ; 2344'	2.481	2.441	50
51	28.28	6:4 5:3	155 084	.5666	22'44'66' ; 22'33'6; 22'355'	4.346	3.826	51
52	28.35	5:3	089	.5779	22'346'	0.598	0.527	52
53	28.48	5:2	101 090	.5814	22'34'5 ; 22'455'	2.988	2.631	53
54	28.63	5:2	099	.5880	22'44'5	2.145	1.888	54
55	28.84	6:4 5:2	150 112	.5969	22'34'66' ; 233'56 ; 23'44'6	0.032	0.028	55
56	28.91	5:2	083 109	.6029	22'33'5 ; 233'46	1.195	1.052	56
	29.06	6:4 5:2	152 097	.6062	22'3566' ; 22'345 ; 22'3'45	0.619	0.545	57
58	29.19	5:2	087 111	.6175	22'345' ; 233'55' ; 2344'6	1.244	1.095	58
59	29.34	5:2	085 116	.6224	22'344' ; 23456?	2.253	1.983	59
60	29.40	6:4	136	.6257	22'33'66'	0.204	0.162	60
61	29.50	4:0 5:2	077 110	.6295	33'44' ; 233'4'6	3.549	3.230	61
62	0.00	6:3	154	.6349	22'44'56'	0.000	0.000	62
63	29.79	5:2	082	.6453	22'33'4	0.220	0.194	63
64	30.04	6:3	151	.6499	22'355'6	0.353	0.281	64
65	30.16	6:3 5:1	135 124	.6563	22'33'56' ; 2'344'5	0.196	0.161	65
66	0.00	6:3	144	.6584	22'345'6	0.000	0.000	66
67	30.27	5:1 6:3	107 108	.6628	233'4'5 ; 233'45' ; 22'34'56	0.185	0.158	67
68	30.32	5:1	123	.6658	2'344'5	0.262	0.230	68
69	30.43	6:3 5:1	149 118	.6672	22'34'5'6 ; 23'44'5 ; 233'45	1.593	1.356	69
70	0.00	6:3	139 140	.6707	22'344'6 ; 22'344'6'	0.000	0.000	70
71	30.77	6:3 5:1	134 143	.6796	22'33'56' ; 22'3456'; 2344'5	0.160	0.133	71
72	30.97	5:1 6:3	122 131	.6871	2'33'45; 22'33'46;22'33'55'+	0.034	0.029	72
73	31.20	6:2	146 161	.6955	22'34'55' ; 233'45'6	0.234	0.186	73
74	31.31	6:3 5:1	132 105	.7035	22'33'46' ; 233'44'	0.449	0.371	74
75	31.45	6:2	153	.7036	22'44'55'	0.676	0.538	75
76	0.00	6:2	168	.7068	23'44'5'6	0.000	0.000	76
77	31.91	6:2	141	.7203	22'3455'	0.183	0.145	77
78	0.00	7:4	179	.7205	22'33'566'	0.000	0.000	78
79	32.17	6:2	130	.7284	22'33'45'	0.055	0.044	79
80	32.27	6:2	137	.7329	22'344'5	0.169	0.135	80
81	0.00	7:4	176	.7305	22'33'466'	0.000	0.000	81
82	32.50	6:2	138 163	.7403	22'344'5' ; 233'4'56 ; +2	0.769	0.612	82
	32.66	6:2	158	.7429	233'44'6	0.040	0.031	83
84	32.84	6:2	129	.7501	22'33'45	0.003	0.002	84
85	33.15	7:3	178	.7537	22'33'55'6	0.048	0.035	85
86	0.00	6:2	166	.7572	2344'56	0.000	0.000	86
87	0.00	7:3	175	.7611	22'33'45'6	0.000	0.000	87

PEAK#	RET. TIME	T-CL:O-CL	IUPAC#	RRT	CONGENERS	WEIGHT %	MOLE %	PEAK#
[illegible]	33.55	7:3	187 182	.7653	22'34'55'6 ; 22'344'56'	0.213	0.155	88
89	33.67	6:2	128	.7761	22'33'44'	0.075	0.059	89
90	33.84	7:3	183	.7720	22'344'5'6	0.028	0.020	90
91	34.08	6:1	167	.7814	23'44'55'	0.012	0.010	91
92	0.00	7:3	185	.7848	22'3455'6	0.000	0.000	92
93	34.70	7:3	174 181	.7965	22'33'456' ; 22'344'56	0.066	0.048	93
94	34.91	7:3	177	.8031	22'33'4'56	0.400	0.292	94
95	35.19	7:3 6:1	171 156	.8105	22'33'44'6 ; 233'44'5	0.072	0.054	95
96	35.45	8:4	202	.8089	22'33'55'66'	0.004	0.002	96
97	0.00	6:1	157	.8184	233'44'5'	0.000	0.000	97
98	0.00	7:3	173	.8152	22'33'456	0.000	0.000	98
99	0.00	8:4	200 204	.8197	22'33'45'66' ; 22'344'566'	0.000	0.000	99
100	0.00	7:2	172 192	.8278	22'33'455' ; 233'455'6	0.000	0.000	100
101	0.00	8:4	197	.8293	22'33'44'66'	0.000	0.000	101
102	36.60	7:2	180	.8362	22'344'55'	0.161	0.117	102
103	0.00	7:2	193	.8397	233'4'55'6	0.000	0.000	103
104	0.00	7:2	191	.8447	233'44'5'6	0.000	0.000	104
105	0.00	8:4	199	.8494	22'33'4566'	0.000	0.000	105
106	0.00	7:2	170	.8740	22'33'44'5	0.000	0.000	106
107	0.00	7:2	190	.8740	233'44'56	0.000	0.000	107
108	0.00	8:3	198	.8845	22'33'455'6	0.000	0.000	108
109	0.00	8:3	201	.8875	22'33'4'55'6	0.000	0.000	109
110	0.00	8:3	196 203	.8935	22'33'44'5'6 ; 22'344'55'6	0.000	0.000	110
111	0.00	7:1	189	.9142	233'44'55'	0.000	0.000	111
112	0.00	8:3	195	.9321	22'33'44'56	0.000	0.000	112
[illegible]3	0.00	9:4	208	.9320	22'33'455'66'	0.000	0.000	113
114	0.00	9:4	207	.9423	22'33'44'566'	0.000	0.000	114
115	0.00	8:2	194	.9620	22'33'44'55'	0.000	0.000	115
116	0.00	8:2	205	.9678	233'44'55'6	0.000	0.000	116
117	0.00	9:3	206	1.010	22'33'44'55'6	0.000	0.000	117
118	0.00	10:4	209	1.050	22'33'44'55'66'	0.000	0.000	118

CONCENTRATION = 2.251 Total ug

TOTAL MICROMOLES = 0.0078

AVERAGE MOLECULAR WEIGHT = 287.4

NUMBER OF CALIBRATED PEAKS FOUND= 75

Sample: STA19-BOT Channel: detector 1 Filename: AB09414
Acquired: 09-JAN-99 14:55 Method: J:\MAX99\GC9\QEA0108A Operator: REW
Dilution: 1 : 10.000 Amount: 1.000
Comments: NORTHEAST ANALYTICAL 301 NOTT STREET SCHENECTADY, NY 518-346-4592

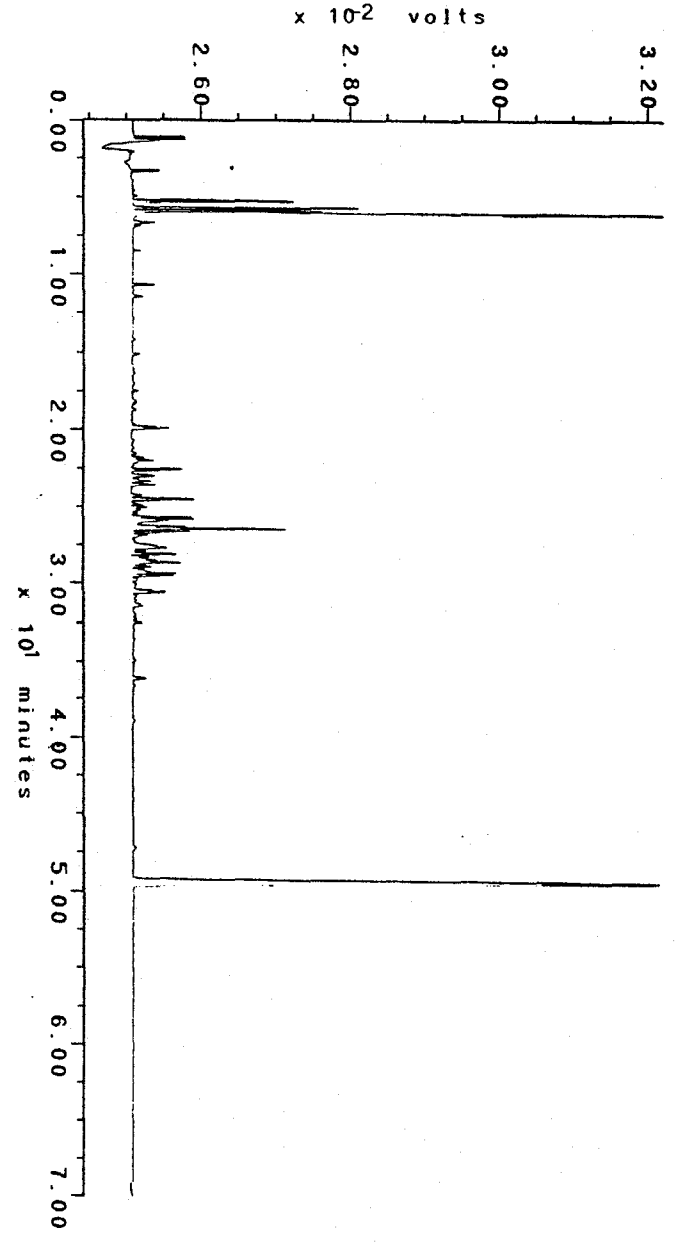

NORTHEAST ANALYTICAL, INC.

301 NOTT STREET
SCHENECTADY, NY 12305
(518) 346-4592

PCB SUMMARY REPORT

NEA FILE NAME: AB09415.hrs

CUSTOMER: GENERAL ELECTRIC COMPANY (QEA)
SAMPLE DESCRIPTION: TRIP BLANK #1
COMMENT: 1999 CSPCB SPMD SAMPLES PROJECT GENHUD #150 COC:12/17/98
DATE ACQUIRED: 9-JAN-1999 16:16

Total PCBs in Sample= 0.09 Total ug

PCB Homolog Distribution

Homologs	Wt. %	Mole %
Mono	0.00	0.00
Di	4.56	5.87
Tri	21.92	25.20
Tetra	25.41	25.67
Penta	45.29	40.93
Hexa	2.82	2.33
Hepta	0.00	0.00
Octa	0.00	0.00
Nona	0.00	0.00
Deca	0.00	0.00

NOMINAL 'AROCLOR' Distribution

Aroclor	Indicator Peak (PK#/IUPAC#)	Amount Total ug	Percent SEDIMENT	Percent BIOTA
A1221	2/001	0.0000	0.0	0.0
A1242	23+24/31+28	0.0106	91.1	93.3
A1254SED	61/110	0.0010	8.9	
A1254BIO	***/###	0.0008		6.7
A1260	102/180	0.0000	0.0	0.0
A1268	115/194	0.0000	0.0	0.0

***/###:69+75+82/149+153+138

rtho Cl / biphenyl Residue = 1.78

Meta + Para Cl / biphenyl Residue = 2.30

TOTAL Cl / biphenyl Residue = 4.09

000080

311795

NORTHEAST ANALYTICAL, INC.

301 NOTT STREET
SCHENECTADY, NY 12305
(518) 346-4592

PCB CONGENER AMOUNT REPORT

NEA FILE NAME: AB09415.mol

CUSTOMER: GENERAL ELECTRIC COMPANY (QEA)
SAMPLE DESCRIPTION: TRIP BLANK #1
COMMENT: 1999 CSPCB SPMD SAMPLES PROJECT GENHUD #150 COC:12/17/98
DATE ACQUIRED: 9-JAN-1999 16:16

TYPE FOR MIXED PEAK DECONVOLUTION= S

PEAK NO.	RETENTION TIME	MOLECULAR WT.	PEAK AREA	AMOUNT (Total ug)	Nanomoles
1	0.00	154.20	0.0	0.00000	0.00000
2	0.00	188.70	0.0	0.00000	0.00000
3	0.00	188.70	0.0	0.00000	0.00000
4	0.00	188.70	0.0	0.00000	0.00000
5	0.00	223.10	0.0	0.00000	0.00000
6	0.00	223.10	0.0	0.00000	0.00000
7	0.00	223.10	0.0	0.00000	0.00000
8	21.46	223.10	11.4	0.00314	0.01407
9	0.00	223.10	0.0	0.00000	0.00000
10	0.00	257.50	0.0	0.00000	0.00000
11	0.00	257.50	0.0	0.00000	0.00000
12	0.00	223.10	0.0	0.00000	0.00000
13	0.00	223.10	0.0	0.00000	0.00000
14	22.95	249.00	46.2	0.00428	0.01719
15	23.02	257.50	11.7	0.00217	0.00843
16	23.33	257.50	14.4	0.00071	0.00276
17	0.00	257.50	0.0	0.00000	0.00000
18	0.00	257.50	0.0	0.00000	0.00000
19	0.00	267.90	0.0	0.00000	0.00000
20	0.00	257.50	0.0	0.00000	0.00000
21	24.22	257.50	7.2	0.00052	0.00202
22	24.31	257.50	12.1	0.00063	0.00245
23	24.45	257.50	139.8	0.00915	0.03553
24	24.51	257.50	28.0	0.00147	0.00571
25	24.81	259.50	13.4	0.00097	0.00374
	25.00	258.70	15.6	0.00110	0.00425
	25.22	292.00	17.5	0.00121	0.00414
28	0.00	257.50	0.0	0.00000	0.00000
29	0.00	292.00	0.0	0.00000	0.00000
30	0.00	257.50	0.0	0.00000	0.00000
31	25.68	292.00	16.1	0.00173	0.00592
32	25.81	292.00	20.5	0.00106	0.00363

000281

311796

33	25.93	292.00	41.5	0.00149	0.00510
34	25.96	292.00	17.4	0.00083	0.00284
35	0.00	292.00	0.0	0.00000	0.00000
36	0.00	257.50	0.0	0.00000	0.00000
37	26.27	292.00	15.2	0.00097	0.00332
38	26.37	272.40	8.3	0.00062	0.00228
39	26.65	292.00	25.7	0.00117	0.00401
[illegible]	0.00	292.00	0.0	0.00000	0.00000
[illegible]	0.00	326.40	0.0	0.00000	0.00000
42	0.00	292.00	0.0	0.00000	0.00000
43	0.00	298.90	0.0	0.00000	0.00000
44	0.00	298.90	0.0	0.00000	0.00000
45	0.00	292.00	0.0	0.00000	0.00000
46	27.45	292.00	9.7	0.00031	0.00106
47	27.54	292.00	15.2	0.00063	0.00216
48	27.68	293.50	46.9	0.00286	0.00974
49	27.88	324.70	11.8	0.00061	0.00188
50	28.09	292.00	309.9	0.01089	0.03729
51	28.26	326.40	92.8	0.01014	0.03107
52	28.34	326.40	129.0	0.00678	0.02077
53	28.45	326.40	88.3	0.00486	0.01489
54	28.63	326.40	217.4	0.00731	0.02240
55	28.81	326.40	12.4	0.00023	0.00070
56	28.91	326.40	122.6	0.00591	0.01811
57	0.00	326.40	0.0	0.00000	0.00000
58	29.20	326.40	11.4	0.00047	0.00144
59	29.33	326.40	107.9	0.00354	0.01085
60	29.40	360.90	10.1	0.00048	0.00133
61	29.51	315.80	21.4	0.00104	0.00329
62	0.00	360.90	0.0	0.00000	0.00000
63	0.00	326.40	0.0	0.00000	0.00000
64	0.00	360.90	0.0	0.00000	0.00000
65	0.00	350.50	0.0	0.00000	0.00000
	0.00	360.90	0.0	0.00000	0.00000
67	0.00	336.80	0.0	0.00000	0.00000
68	0.00	326.40	0.0	0.00000	0.00000
69	30.42	337.50	17.4	0.00076	0.00225
70	0.00	360.90	0.0	0.00000	0.00000
71	30.76	347.80	11.2	0.00037	0.00106
72	0.00	336.80	0.0	0.00000	0.00000
73	0.00	360.90	0.0	0.00000	0.00000
74	31.32	347.80	7.9	0.00022	0.00063
75	0.00	360.90	0.0	0.00000	0.00000
76	0.00	360.90	0.0	0.00000	0.00000
77	0.00	360.90	0.0	0.00000	0.00000
78	0.00	395.30	0.0	0.00000	0.00000
79	0.00	360.90	0.0	0.00000	0.00000
80	32.27	360.90	71.5	0.00151	0.00418
81	0.00	395.30	0.0	0.00000	0.00000
82	0.00	360.90	0.0	0.00000	0.00000
83	0.00	360.90	0.0	0.00000	0.00000
84	0.00	360.90	0.0	0.00000	0.00000
85	0.00	395.30	0.0	0.00000	0.00000
86	0.00	360.90	0.0	0.00000	0.00000
87	0.00	395.30	0.0	0.00000	0.00000
88	0.00	395.30	0.0	0.00000	0.00000
89	0.00	360.90	0.0	0.00000	0.00000
90	0.00	395.30	0.0	0.00000	0.00000
91	0.00	360.90	0.0	0.00000	0.00000
	0.00	394.30	0.0	0.00000	0.00000
93	0.00	394.30	0.0	0.00000	0.00000
94	0.00	394.30	0.0	0.00000	0.00000
95	0.00	382.20	0.0	0.00000	0.00000
96	0.00	429.80	0.0	0.00000	0.00000
97	0.00	360.90	0.0	0.00000	0.00000
98	0.00	395.30	0.0	0.00000	0.00000

000282

311797

99	0.00	429.80	0.0	0.00000	0.00000
100	0.00	395.30	0.0	0.00000	0.00000
101	0.00	429.80	0.0	0.00000	0.00000
102	0.00	395.30	0.0	0.00000	0.00000
103	0.00	395.30	0.0	0.00000	0.00000
104	0.00	395.30	0.0	0.00000	0.00000
105	0.00	429.80	0.0	0.00000	0.00000
5	0.00	395.30	0.0	0.00000	0.00000
107	0.00	395.30	0.0	0.00000	0.00000
108	0.00	429.80	0.0	0.00000	0.00000
109	0.00	429.80	0.0	0.00000	0.00000
110	0.00	429.80	0.0	0.00000	0.00000
111	0.00	395.30	0.0	0.00000	0.00000
112	0.00	429.80	0.0	0.00000	0.00000
113	0.00	464.20	0.0	0.00000	0.00000
114	0.00	464.20	0.0	0.00000	0.00000
115	0.00	429.80	0.0	0.00000	0.00000
116	0.00	429.80	0.0	0.00000	0.00000
117	0.00	464.20	0.0	0.00000	0.00000
118	0.00	498.60	0.0	0.00000	0.00000

CONCENTRATION = 0.092 Total ug

TOTAL MICROMOLES = 0.0003

AVERAGE MOLECULAR WEIGHT = 294.8

NUMBER OF CALIBRATED PEAKS FOUND= 37

INTERNAL STANDARD RETENTION TIME = 49.40 MINUTES

INTERNAL STANDARD PEAK AREA = 76963.5

NORTHEAST ANALYTICAL, INC.

301 NOTT STREET
SCHENECTADY, NY 12305
(518) 346-4592

CONGENER WEIGHT and MOLE REPORT

NEA FILE NAME: AB09415.mol

CUSTOMER: GENERAL ELECTRIC COMPANY (QEA)
SAMPLE DESCRIPTION: TRIP BLANK #1
COMMENT: 1999 CSPCB SPMD SAMPLES PROJECT GENHUD #150 COC:12/17/98
DATE ACQUIRED: 9-JAN-1999 16:16

TYPE FOR MIXED PEAK DECONVOLUTION= S

PEAK#	RET. TIME	T-CL:O-CL	IUPAC#	RRT	CONGENERS	WEIGHT %	MOLE %	PEAK#
	0.00	0:0	000	.0997	BIPHENYL	0.000	0.000	1
2	0.00	1:1	001	.1544	2	0.000	0.000	2
3	0.00	1:0	002	.1937	3	0.000	0.000	3
4	0.00	1:0	003	.1975	4	0.000	0.000	4
5	0.00	2:2	004 010	.2245	22' ; 26	0.000	0.000	5
6	0.00	2:1	007 009	.2566	24 ; 25	0.000	0.000	6
7	0.00	2:1	006	.2709	23'	0.000	0.000	7
8	21.46	2:1	005 008	.2785	23 ; 24'	3.408	4.504	8
9	0.00	2:0	014	.2973	35	0.000	0.000	9
10	0.00	3:3	019	.3045	22'6	0.000	0.000	10
11	0.00	3:2	030	.3165	246	0.000	0.000	11
12	0.00	2:0	011	.3238	33'	0.000	0.000	12
13	0.00	2:0	012 013	.3297	34 ; 34'	0.000	0.000	13
14	22.95	3:2 2:0	018 015	.3387	22'5 ; 44'	4.645	5.500	14
15	23.02	3:2	017	.3398	22'4	2.355	2.697	15
16	23.33	3:2	024 027	.3508	236 ; 23'6	0.771	0.882	16
17	0.00	3:2	016 032	.3625	22'3 ; 24'6	0.000	0.000	17
18	0.00	3:1	023	.3770	235	0.000	0.000	18
19	0.00	3:1 4:4	034 054	.3800	2'35 ; 22'66'	0.000	0.000	19
20	0.00	3:1	029	.3820	245	0.000	0.000	20
21	24.22	3:1	026	.3911	23'5	0.564	0.646	21
22	24.31	3:1	025	.3937	23'4	0.684	0.783	22
23	24.45	3:1	031	.4024	24'5	9.931	11.371	23
24	24.51	3:1 4:3	028 050	.4031	244' ; 22'46	1.595	1.827	24
25	24.81	3:1 4:3	021 033	.4170	233' ; 234 ; 22'56'	1.053	1.196	25
26	25.00	3:1 4:3	022 051	.4267	234' ; 22'46'	1.194	1.361	26
	25.22	4:3	045	.4334	22'36	1.313	1.326	27
28	0.00	3:1	036	.4379	33'5	0.000	0.000	28
29	0.00	4:3	046	.4450	22'36'	0.000	0.000	29
30	0.00	3:1	039	.4488	34'5	0.000	0.000	30
31	25.68	4:2	052 073	.4554	22'55' ; 23'5'6	1.878	1.896	31

PEAK#	RET. TIME	T-CL:O-CL	IUPAC#	RRT	CONGENERS	WEIGHT %	MOLE %	PEAK#
32	25.81	4:2	049	.4610	22'45	1.150	1.162	32
33	25.93	4:2	047	.4639	22'44'	1.617	1.633	33
34	25.96	4:2	048 075	.4651	22'45 ; 244'6	0.901	0.910	34
35	0.00	4:2	065 062	.4865	2346 ; 2356	0.000	0.000	35
36	0.00	3:0	035	.4738	33'4	0.000	0.000	36
37	26.27	5:4 4:2	104 044	.4832	22'466' ; 22'35'	1.053	1.063	37
38	26.37	3:0 4:2	037 042	.4870	344' ; 22'34' ; 233'6	0.673	0.728	38
39	26.65	4:2	064 071	.4990	23'34 ; 234'6 ; 23'4'6 +	1.270	1.282	39
40	0.00	4:1	068	.5040	23'45' ?	0.000	0.000	40
41	0.00	5:4	096	.5057	22'366'	0.000	0.000	41
42	0.00	4:2	040	.5102	22'33'	0.000	0.000	42
43	0.00	5:3 4:1	103 057	.5155	22'45'6 ; 233'5	0.000	0.000	43
44	0.00	5:3 4:1	100 067	.5212	22'44'6 ; 23'4'5	0.000	0.000	44
45	0.00	4:1	058 063	.5267	233'5' ; 234'5	0.000	0.000	45
46	27.45	4:1 5:3	074 094	.5340	244'5 ; 22'356'	0.336	0.340	46
47	27.54	4:1	070 061	.5407	23'4'5 ; 2'345 ; 2345?	0.684	0.690	47
48	27.68	4:1 5:3	066 095	.5447	23'44' ; 22'356 ; 22'35'6	3.104	3.118	48
49	27.88	5:3 4:1	091 098	.5549	22'34'6 ; 22'3'46 ; 233'4	0.662	0.601	49
50	28.09	4:1	056 060	.5676	233'4' ; 2344'	11.819	11.934	50
51	28.26	6:4 5:3	155 084	.5666	22'44'66' ; 22'33'6; 22'355'	11.005	9.941	51
52	28.34	5:3	089	.5779	22'346'	7.358	6.647	52
53	28.45	5:2	101 090	.5814	22'34'5 ; 22'455'	5.275	4.765	53
54	28.63	5:2	099	.5880	22'44'5	7.934	7.166	54
55	28.81	6:4 5:2	150 112	.5969	22'34'66' ; 233'56 ; 23'44'6	0.250	0.225	55
56	28.91	5:2	083 109	.6029	22'33'5 ; 233'46	6.414	5.794	56
	0.00	6:4 5:2	152 097	.6062	22'3566' ; 22'345 ; 22'3'45	0.000	0.000	57
58	29.20	5:2	087 111	.6175	22'345' ; 233'55' ; 2344'6	0.510	0.461	58
59	29.33	5:2	085 116	.6224	22'344' ; 23456?	3.842	3.471	59
60	29.40	6:4	136	.6257	22'33'66'	0.521	0.426	60
61	29.51	4:0 5:2	077 110	.6295	33'44' ; 233'4'6	1.129	1.054	61
62	0.00	6:3	154	.6349	22'44'56'	0.000	0.000	62
63	0.00	5:2	082	.6453	22'33'4	0.000	0.000	63
64	0.00	6:3	151	.6499	22'355'6	0.000	0.000	64
65	0.00	6:3 5:1	135 124	.6563	22'33'56' ; 2'344'5	0.000	0.000	65
66	0.00	6:3	144	.6584	22'345'6	0.000	0.000	66
67	0.00	5:1 6:3	107 108	.6628	233'4'5 ; 233'45' ; 22'34'56	0.000	0.000	67
68	0.00	5:1	123	.6658	2'344'5	0.000	0.000	68
69	30.42	6:3 5:1	149 118	.6672	22'34'5'6 ; 23'44'5 ; 233'45	0.825	0.721	69
70	0.00	6:3	139 140	.6707	22'344'6 ; 22'344'6'	0.000	0.000	70
71	30.76	6:3 5:1	134 143	.6796	22'33'56' ; 22'3456'; 2344'5	0.402	0.340	71
72	0.00	5:1 6:3	122 131	.6871	2'33'45; 22'33'46;22'33'55'+	0.000	0.000	72
73	0.00	6:2	146 161	.6955	22'34'55' ; 233'45'6	0.000	0.000	73
74	31.32	6:3 5:1	132 105	.7035	22'33'46' ; 233'44'	0.239	0.202	74
75	0.00	6:2	153	.7036	22'44'55'	0.000	0.000	75
76	0.00	6:2	168	.7068	23'44'5'6	0.000	0.000	76
77	0.00	6:2	141	.7203	22'3455'	0.000	0.000	77
78	0.00	7:4	179	.7205	22'33'566'	0.000	0.000	78
79	0.00	6:2	130	.7284	22'33'45'	0.000	0.000	79
80	32.27	6:2	137	.7329	22'344'5	1.639	1.339	80
81	0.00	7:4	176	.7305	22'33'466'	0.000	0.000	81
82	0.00	6:2	138 163	.7403	22'344'5' ; 233'4'56 ; +2	0.000	0.000	82
	0.00	6:2	158	.7429	233'44'6	0.000	0.000	83
	0.00	6:2	129	.7501	22'33'45	0.000	0.000	84
	0.00	7:3	178	.7537	22'33'55'6	0.000	0.000	85
86	0.00	6:2	166	.7572	2344'56	0.000	0.000	86
87	0.00	7:3	175	.7611	22'33'45'6	0.000	0.000	87

PEAK#	RET. TIME	T-CL:O-CL	IUPAC#	RRT	CONGENERS	WEIGHT %	MOLE %	PEAK#
[illegible]	0.00	7:3	187 182	.7653	22'34'55'6 ; 22'344'56'	0.000	0.000	88
89	0.00	6:2	128	.7761	22'33'44'	0.000	0.000	89
90	0.00	7:3	183	.7720	22'344'5'6	0.000	0.000	90
91	0.00	6:1	167	.7814	23'44'55'	0.000	0.000	91
92	0.00	7:3	185	.7848	22'3455'6	0.000	0.000	92
93	0.00	7:3	174 181	.7965	22'33'456' ; 22'344'56	0.000	0.000	93
94	0.00	7:3	177	.8031	22'33'4'56	0.000	0.000	94
95	0.00	7:3 6:1	171 156	.8105	22'33'44'6 ; 233'44'5	0.000	0.000	95
96	0.00	8:4	202	.8089	22'33'55'66'	0.000	0.000	96
97	0.00	6:1	157	.8184	233'44'5'	0.000	0.000	97
98	0.00	7:3	173	.8152	22'33'456	0.000	0.000	98
99	0.00	8:4	200 204	.8197	22'33'45'66' ; 22'344'566'	0.000	0.000	99
100	0.00	7:2	172 192	.8278	22'33'455' ; 233'455'6	0.000	0.000	100
101	0.00	8:4	197	.8293	22'33'44'66'	0.000	0.000	101
102	0.00	7:2	180	.8362	22'344'55'	0.000	0.000	102
103	0.00	7:2	193	.8397	233'4'55'6	0.000	0.000	103
104	0.00	7:2	191	.8447	233'44'5'6	0.000	0.000	104
105	0.00	8:4	199	.8494	22'33'4566'	0.000	0.000	105
106	0.00	7:2	170	.8740	22'33'44'5	0.000	0.000	106
107	0.00	7:2	190	.8740	233'44'56	0.000	0.000	107
108	0.00	8:3	198	.8845	22'33'455'6	0.000	0.000	108
109	0.00	8:3	201	.8875	22'33'4'55'6	0.000	0.000	109
110	0.00	8:3	196 203	.8935	22'33'44'5'6 ; 22'344'55'6	0.000	0.000	110
111	0.00	7:1	189	.9142	233'44'55'	0.000	0.000	111
112	0.00	8:3	195	.9321	22'33'44'56	0.000	0.000	112
113	0.00	9:4	208	.9320	22'33'455'66'	0.000	0.000	113
114	0.00	9:4	207	.9423	22'33'44'566'	0.000	0.000	114
115	0.00	8:2	194	.9620	22'33'44'55'	0.000	0.000	115
116	0.00	8:2	205	.9678	233'44'55'6	0.000	0.000	116
117	0.00	9:3	206	1.010	22'33'44'55'6	0.000	0.000	117
118	0.00	10:4	209	1.050	22'33'44'55'66'	0.000	0.000	118

CONCENTRATION = 0.092 Total ug

TOTAL MICROMOLES = 0.0003

AVERAGE MOLECULAR WEIGHT = 294.8

NUMBER OF CALIBRATED PEAKS FOUND= 37

Sample TRIP BLANK #1 Channel detector 1 Filename. A809415
Acquired 09-JAN-99 16:16 Method J:\MAX99\GC9\QEA0108A Operator. REW
Dilution 1 , 10.000 Amount 1.000
Comments NORTHEAST ANALYTICAL 301 NOTT STREET SCHENECTADY, NY 518-346-4592

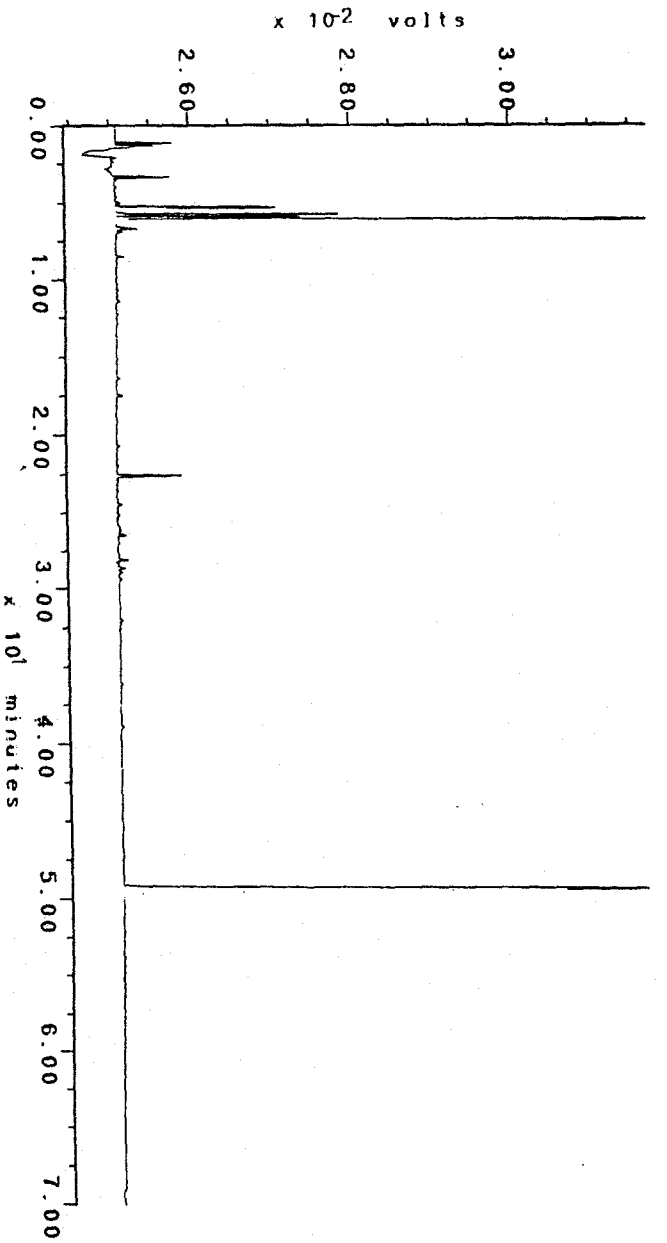

000287

311802

NORTHEAST ANALYTICAL, INC.

301 NOTT STREET
SCHENECTADY, NY 12305
(518) 346-4592

PCB SUMMARY REPORT

NEA FILE NAME: AB09416.hrs

CUSTOMER: GENERAL ELECTRIC COMPANY (QEA)
SAMPLE DESCRIPTION: TRIP BLANK #2
COMMENT: 1999 CSPCB SPMD SAMPLES PROJECT GENHUD #150 COC:12/17/98
DATE ACQUIRED: 9-JAN-1999 17:38

Total PCBs in Sample= 0.12 Total ug

PCB Homolog Distribution

Homologs	Wt. %	Mole %
Mono	0.00	0.00
Di	2.13	2.80
Tri	17.11	20.19
Tetra	19.61	20.37
Penta	59.12	54.91
Hexa	2.02	1.72
Hepta	0.00	0.00
Octa	0.00	0.00
Nona	0.00	0.00
Deca	0.00	0.00

NOMINAL 'AROCLOR' Distribution

Aroclor	Indicator Peak (PK#/IUPAC#)	Amount Total ug	Percent SEDIMENT	Percent BIOTA
A1221	2/001	0.0000	0.0	0.0
A1242	23+24/31+28	0.0126	90.3	93.1
A1254SED	61/110	0.0014	9.7	
A1254BIO	***/###	0.0009		6.9
A1260	102/180	0.0000	0.0	0.0
A1268	115/194	0.0000	0.0	0.0

***/###:69+75+82/149+153+138

rtho Cl / biphenyl Residue = 1.97

Meta + Para Cl / biphenyl Residue = 2.36

TOTAL Cl / biphenyl Residue = 4.33

000288

311803

NORTHEAST ANALYTICAL, INC.

301 NOTT STREET
SCHENECTADY, NY 12305
(518) 346-4592

PCB CONGENER AMOUNT REPORT

NEA FILE NAME: AB09416.mol

CUSTOMER: GENERAL ELECTRIC COMPANY (QEA)
SAMPLE DESCRIPTION: TRIP BLANK #2
COMMENT: 1999 CSPCB SPMD SAMPLES PROJECT GENHUD #150 COC:12/17/98
DATE ACQUIRED: 9-JAN-1999 17:38

TYPE FOR MIXED PEAK DECONVOLUTION= S

PEAK NO.	RETENTION TIME	MOLECULAR WT.	PEAK AREA	AMOUNT (Total ug)	Nanomoles
1	0.00	154.20	0.0	0.00000	0.00000
2	0.00	188.70	0.0	0.00000	0.00000
3	0.00	188.70	0.0	0.00000	0.00000
4	0.00	188.70	0.0	0.00000	0.00000
5	0.00	223.10	0.0	0.00000	0.00000
6	0.00	223.10	0.0	0.00000	0.00000
7	0.00	223.10	0.0	0.00000	0.00000
8	21.47	223.10	6.4	0.00181	0.00811
9	0.00	223.10	0.0	0.00000	0.00000
10	0.00	257.50	0.0	0.00000	0.00000
11	0.00	257.50	0.0	0.00000	0.00000
12	0.00	223.10	0.0	0.00000	0.00000
13	0.00	223.10	0.0	0.00000	0.00000
14	22.94	249.00	34.1	0.00324	0.01301
15	23.04	257.50	6.2	0.00117	0.00454
16	23.33	257.50	24.5	0.00124	0.00482
17	0.00	257.50	0.0	0.00000	0.00000
18	0.00	257.50	0.0	0.00000	0.00000
19	0.00	267.90	0.0	0.00000	0.00000
20	0.00	257.50	0.0	0.00000	0.00000
21	24.20	257.50	12.2	0.00091	0.00353
22	24.30	257.50	13.3	0.00070	0.00272
23	24.45	257.50	168.7	0.01133	0.04400
24	24.50	257.50	23.0	0.00124	0.00482
25	24.81	259.50	7.5	0.00056	0.00216
[illegible]	25.02	258.70	16.2	0.00116	0.00448
27	25.23	292.00	22.9	0.00162	0.00555
28	0.00	257.50	0.0	0.00000	0.00000
29	0.00	292.00	0.0	0.00000	0.00000
30	0.00	257.50	0.0	0.00000	0.00000
31	25.67	292.00	10.3	0.00113	0.00387
32	25.83	292.00	18.3	0.00097	0.00332

000289

311804

33	25.92	292.00	56.8	0.00210	0.00719
34	25.96	292.00	22.6	0.00111	0.00380
35	0.00	292.00	0.0	0.00000	0.00000
36	0.00	257.50	0.0	0.00000	0.00000
37	26.27	292.00	15.0	0.00098	0.00336
38	26.35	272.40	6.6	0.00051	0.00187
39	26.64	292.00	6.2	0.00029	0.00099
[illegible]	0.00	292.00	0.0	0.00000	0.00000
[illegible]	0.00	326.40	0.0	0.00000	0.00000
42	0.00	292.00	0.0	0.00000	0.00000
43	0.00	298.90	0.0	0.00000	0.00000
44	0.00	298.90	0.0	0.00000	0.00000
45	0.00	292.00	0.0	0.00000	0.00000
46	27.45	292.00	5.7	0.00019	0.00065
47	27.53	292.00	16.6	0.00070	0.00240
48	27.67	293.50	19.2	0.00120	0.00409
49	27.88	324.70	18.7	0.00099	0.00305
50	28.08	292.00	373.3	0.01346	0.04610
51	28.25	326.40	160.0	0.01792	0.05490
52	28.34	326.40	312.6	0.01686	0.05165
53	28.53	326.40	252.4	0.01425	0.04366
54	28.63	326.40	258.4	0.00892	0.02733
55	28.79	326.40	15.4	0.00029	0.00089
56	28.91	326.40	113.0	0.00558	0.01710
57	0.00	326.40	0.0	0.00000	0.00000
58	29.20	326.40	17.4	0.00074	0.00227
59	29.33	326.40	140.2	0.00472	0.01446
60	29.42	360.90	13.8	0.00067	0.00186
61	29.50	315.80	27.2	0.00135	0.00427
62	0.00	360.90	0.0	0.00000	0.00000
63	0.00	326.40	0.0	0.00000	0.00000
64	0.00	360.90	0.0	0.00000	0.00000
65	0.00	350.50	0.0	0.00000	0.00000
[illegible]	0.00	360.90	0.0	0.00000	0.00000
67	0.00	336.80	0.0	0.00000	0.00000
68	0.00	326.40	0.0	0.00000	0.00000
69	30.41	337.50	20.8	0.00093	0.00276
70	0.00	360.90	0.0	0.00000	0.00000
71	30.81	347.80	8.8	0.00030	0.00086
72	0.00	336.80	0.0	0.00000	0.00000
73	0.00	360.90	0.0	0.00000	0.00000
74	31.29	347.80	6.7	0.00019	0.00055
75	0.00	360.90	0.0	0.00000	0.00000
76	0.00	360.90	0.0	0.00000	0.00000
77	0.00	360.90	0.0	0.00000	0.00000
78	0.00	395.30	0.0	0.00000	0.00000
79	0.00	360.90	0.0	0.00000	0.00000
80	32.28	360.90	55.7	0.00121	0.00335
81	0.00	395.30	0.0	0.00000	0.00000
82	0.00	360.90	0.0	0.00000	0.00000
83	0.00	360.90	0.0	0.00000	0.00000
84	0.00	360.90	0.0	0.00000	0.00000
85	0.00	395.30	0.0	0.00000	0.00000
86	0.00	360.90	0.0	0.00000	0.00000
87	0.00	395.30	0.0	0.00000	0.00000
88	0.00	395.30	0.0	0.00000	0.00000
89	0.00	360.90	0.0	0.00000	0.00000
90	0.00	395.30	0.0	0.00000	0.00000
91	0.00	360.90	0.0	0.00000	0.00000
[illegible]	0.00	394.30	0.0	0.00000	0.00000
93	0.00	394.30	0.0	0.00000	0.00000
94	0.00	394.30	0.0	0.00000	0.00000
95	0.00	382.20	0.0	0.00000	0.00000
96	0.00	429.80	0.0	0.00000	0.00000
97	0.00	360.90	0.0	0.00000	0.00000
98	0.00	395.30	0.0	0.00000	0.00000

000290

311805

99	0.00	429.80	0.0	0.00000	0.00000
100	0.00	395.30	0.0	0.00000	0.00000
101	0.00	429.80	0.0	0.00000	0.00000
102	0.00	395.30	0.0	0.00000	0.00000
103	0.00	395.30	0.0	0.00000	0.00000
104	0.00	395.30	0.0	0.00000	0.00000
105	0.00	429.80	0.0	0.00000	0.00000
106	0.00	395.30	0.0	0.00000	0.00000
107	0.00	395.30	0.0	0.00000	0.00000
108	0.00	429.80	0.0	0.00000	0.00000
109	0.00	429.80	0.0	0.00000	0.00000
110	0.00	429.80	0.0	0.00000	0.00000
111	0.00	395.30	0.0	0.00000	0.00000
112	0.00	429.80	0.0	0.00000	0.00000
113	0.00	464.20	0.0	0.00000	0.00000
114	0.00	464.20	0.0	0.00000	0.00000
115	0.00	429.80	0.0	0.00000	0.00000
116	0.00	429.80	0.0	0.00000	0.00000
117	0.00	464.20	0.0	0.00000	0.00000
118	0.00	498.60	0.0	0.00000	0.00000

CONCENTRATION = 0.123 Total ug

TOTAL MICROMOLES = 0.0004

AVERAGE MOLECULAR WEIGHT = 303.1

NUMBER OF CALIBRATED PEAKS FOUND= 37

INTERNAL STANDARD RETENTION TIME = 49.40 MINUTES

INTERNAL STANDARD PEAK AREA = 75031.4

NORTHEAST ANALYTICAL, INC.

301 NOTT STREET
SCHENECTADY, NY 12305
(518) 346-4592

CONGENER WEIGHT and MOLE REPORT

NEA FILE NAME: AB09416.mol

CUSTOMER: GENERAL ELECTRIC COMPANY (QEA)
SAMPLE DESCRIPTION: TRIP BLANK #2
COMMENT: 1999 CSPCB SPMD SAMPLES PROJECT GENHUD #150 COC:12/17/98
DATE ACQUIRED: 9-JAN-1999 17:38

TYPE FOR MIXED PEAK DECONVOLUTION= S

PEAK#	RET. TIME	T-CL:O-CL	IUPAC#	RRT	CONGENERS	WEIGHT %	MOLE %	PEAK#
	0.00	0:0	000	.0997	BIPHENYL	0.000	0.000	1
2	0.00	1:1	001	.1544	2	0.000	0.000	2
3	0.00	1:0	002	.1937	3	0.000	0.000	3
4	0.00	1:0	003	.1975	4	0.000	0.000	4
5	0.00	2:2	004 010	.2245	22' ; 26	0.000	0.000	5
6	0.00	2:1	007 009	.2566	24 ; 25	0.000	0.000	6
7	0.00	2:1	006	.2709	23'	0.000	0.000	7
8	21.47	2:1	005 008	.2785	23 ; 24'	1.477	2.007	8
9	0.00	2:0	014	.2973	35	0.000	0.000	9
10	0.00	3:3	019	.3045	22'6	0.000	0.000	10
11	0.00	3:2	030	.3165	246	0.000	0.000	11
12	0.00	2:0	011	.3238	33'	0.000	0.000	12
13	0.00	2:0	012 013	.3297	34 ; 34'	0.000	0.000	13
14	22.94	3:2 2:0	018 015	.3387	22'5 ; 44'	2.644	3.218	14
15	23.04	3:2	017	.3398	22'4	0.955	1.124	15
16	23.33	3:2	024 027	.3508	236 ; 23'6	1.012	1.191	16
17	0.00	3:2	016 032	.3625	22'3 ; 24'6	0.000	0.000	17
18	0.00	3:1	023	.3770	235	0.000	0.000	18
19	0.00	3:1 4:4	034 054	.3800	2'35 ; 22'66'	0.000	0.000	19
20	0.00	3:1	029	.3820	245	0.000	0.000	20
21	24.20	3:1	026	.3911	23'5	0.743	0.874	21
22	24.30	3:1	025	.3937	23'4	0.571	0.672	22
23	24.45	3:1	031	.4024	24'5	9.246	10.882	23
24	24.50	3:1 4:3	028 050	.4031	244' ; 22'46	1.012	1.191	24
25	24.81	3:1 4:3	021 033	.4170	233' ; 234 ; 22'56'	0.457	0.534	25
26	25.02	3:1 4:3	022 051	.4267	234' ; 22'46'	0.947	1.109	26
	25.23	4:3	045	.4334	22'36	1.322	1.372	27
28	0.00	3:1	036	.4379	33'5	0.000	0.000	28
29	0.00	4:3	046	.4450	22'36'	0.000	0.000	29
30	0.00	3:1	039	.4488	34'5	0.000	0.000	30
31	25.67	4:2	052 073	.4554	22'55' ; 23'5'6	0.922	0.957	31

PEAK#	RET. TIME	T-CL:O-CL	IUPAC#	RRT	CONGENERS	WEIGHT %	MOLE %	PEAK#
32	25.83	4:2	049	.4610	22'45	0.792	0.822	32
33	25.92	4:2	047	.4639	22'44'	1.714	1.779	33
34	25.96	4:2	048 075	.4651	22'45 ; 244'6	0.906	0.940	34
35	0.00	4:2	065 062	.4865	2346 ; 2356	0.000	0.000	35
36	0.00	3:0	035	.4738	33'4	0.000	0.000	36
37	26.27	5:4 4:2	104 044	.4832	22'466' ; 22'35'	0.800	0.830	37
38	26.35	3:0 4:2	037 042	.4870	344' ; 22'34' ; 233'6	0.416	0.463	38
39	26.64	4:2	064 071	.4990	23'34 ; 234'6 ; 23'4'6 +	0.237	0.246	39
40	0.00	4:1	068	.5040	23'45' ?	0.000	0.000	40
41	0.00	5:4	096	.5057	22'366'	0.000	0.000	41
42	0.00	4:2	040	.5102	22'33'	0.000	0.000	42
43	0.00	5:3 4:1	103 057	.5155	22'45'6 ; 233'5	0.000	0.000	43
44	0.00	5:3 4:1	100 067	.5212	22'44'6 ; 23'4'5	0.000	0.000	44
45	0.00	4:1	058 063	.5267	233'5' ; 234'5	0.000	0.000	45
46	27.45	4:1 5:3	074 094	.5340	244'5 ; 22'356'	0.155	0.161	46
47	27.53	4:1	070 061	.5407	23'4'5 ; 2'345 ; 2345?	0.571	0.593	47
48	27.67	4:1 5:3	066 095	.5447	23'44' ; 22'356 ; 22'35'6	0.979	1.011	48
49	27.88	5:3 4:1	091 098	.5549	22'34'6 ; 22'3'46 ; 233'4	0.808	0.754	49
50	28.08	4:1	056 060	.5676	233'4' ; 2344'	10.984	11.400	50
51	28.25	6:4 5:3	155 084	.5666	22'44'66' ; 22'33'6; 22'355'	14.624	13.578	51
52	28.34	5:3	089	.5779	22'346'	13.759	12.775	52
53	28.53	5:2	101 090	.5814	22'34'5 ; 22'455'	11.629	10.798	53
54	28.63	5:2	099	.5880	22'44'5	7.279	6.759	54
55	28.79	6:4 5:2	150 112	.5969	22'34'66' ; 233'56 ; 23'44'6	0.237	0.220	55
56	28.91	5:2	083 109	.6029	22'33'5 ; 233'46	4.554	4.228	56
57	0.00	6:4 5:2	152 097	.6062	22'3566' ; 22'345 ; 22'3'45	0.000	0.000	57
58	29.20	5:2	087 111	.6175	22'345' ; 233'55' ; 2344'6	0.604	0.561	58
59	29.33	5:2	085 116	.6224	22'344' ; 23456?	3.852	3.576	59
60	29.42	6:4	136	.6257	22'33'66'	0.547	0.459	60
61	29.50	4:0 5:2	077 110	.6295	33'44' ; 233'4'6	1.102	1.057	61
62	0.00	6:3	154	.6349	22'44'56'	0.000	0.000	62
63	0.00	5:2	082	.6453	22'33'4	0.000	0.000	63
64	0.00	6:3	151	.6499	22'355'6	0.000	0.000	64
65	0.00	6:3 5:1	135 124	.6563	22'33'56' ; 2'344'5	0.000	0.000	65
66	0.00	6:3	144	.6584	22'345'6	0.000	0.000	66
67	0.00	5:1 6:3	107 108	.6628	233'4'5 ; 233'45' ; 22'34'56	0.000	0.000	67
68	0.00	5:1	123	.6658	2'344'5	0.000	0.000	68
69	30.41	6:3 5:1	149 118	.6672	22'34'5'6 ; 23'44'5 ; 233'45	0.759	0.682	69
70	0.00	6:3	139 140	.6707	22'344'6 ; 22'344'6'	0.000	0.000	70
71	30.81	6:3 5:1	134 143	.6796	22'33'56' ; 22'3456'; 2344'5	0.245	0.213	71
72	0.00	5:1 6:3	122 131	.6871	2'33'45; 22'33'46;22'33'55'+	0.000	0.000	72
73	0.00	6:2	146 161	.6955	22'34'55' ; 233'45'6	0.000	0.000	73
74	31.29	6:3 5:1	132 105	.7035	22'33'46' ; 233'44'	0.155	0.135	74
75	0.00	6:2	153	.7036	22'44'55'	0.000	0.000	75
76	0.00	6:2	168	.7068	23'44'5'6	0.000	0.000	76
77	0.00	6:2	141	.7203	22'3455'	0.000	0.000	77
78	0.00	7:4	179	.7205	22'33'566'	0.000	0.000	78
79	0.00	6:2	130	.7284	22'33'45'	0.000	0.000	79
80	32.28	6:2	137	.7329	22'344'5	0.987	0.829	80
81	0.00	7:4	176	.7305	22'33'466'	0.000	0.000	81
82	0.00	6:2	138 163	.7403	22'344'5' ; 233'4'56 ; +2	0.000	0.000	82
83	0.00	6:2	158	.7429	233'44'6	0.000	0.000	83
84	0.00	6:2	129	.7501	22'33'45	0.000	0.000	84
85	0.00	7:3	178	.7537	22'33'55'6	0.000	0.000	85
86	0.00	6:2	166	.7572	2344'56	0.000	0.000	86
87	0.00	7:3	175	.7611	22'33'45'6	0.000	0.000	87

000293

311808

PEAK#	RET. TIME	T-CL:O-CL	IUPAC#	RRT	CONGENERS	WEIGHT %	MOLE %	PEAK#
[illegible]	0.00	7:3	187 182	.7653	22'34'55'6 ; 22'344'56'	0.000	0.000	88
89	0.00	6:2	128	.7761	22'33'44'	0.000	0.000	89
90	0.00	7:3	183	.7720	22'344'5'6	0.000	0.000	90
91	0.00	6:1	167	.7814	23'44'55'	0.000	0.000	91
92	0.00	7:3	185	.7848	22'3455'6	0.000	0.000	92
93	0.00	7:3	174 181	.7965	22'33'456' ; 22'344'56	0.000	0.000	93
94	0.00	7:3	177	.8031	22'33'4'56	0.000	0.000	94
95	0.00	7:3 6:1	171 156	.8105	22'33'44'6 ; 233'44'5	0.000	0.000	95
96	0.00	8:4	202	.8089	22'33'55'66'	0.000	0.000	96
97	0.00	6:1	157	.8184	233'44'5'	0.000	0.000	97
98	0.00	7:3	173	.8152	22'33'456	0.000	0.000	98
99	0.00	8:4	200 204	.8197	22'33'45'66' ; 22'344'566'	0.000	0.000	99
100	0.00	7:2	172 192	.8278	22'33'455' ; 233'455'6	0.000	0.000	100
101	0.00	8:4	197	.8293	22'33'44'66'	0.000	0.000	101
102	0.00	7:2	180	.8362	22'344'55'	0.000	0.000	102
103	0.00	7:2	193	.8397	233'4'55'6	0.000	0.000	103
104	0.00	7:2	191	.8447	233'44'5'6	0.000	0.000	104
105	0.00	8:4	199	.8494	22'33'4566'	0.000	0.000	105
106	0.00	7:2	170	.8740	22'33'44'5	0.000	0.000	106
107	0.00	7:2	190	.8740	233'44'56	0.000	0.000	107
108	0.00	8:3	198	.8845	22'33'455'6	0.000	0.000	108
109	0.00	8:3	201	.8875	22'33'4'55'6	0.000	0.000	109
110	0.00	8:3	196 203	.8935	22'33'44'5'6 ; 22'344'55'6	0.000	0.000	110
111	0.00	7:1	189	.9142	233'44'55'	0.000	0.000	111
112	0.00	8:3	195	.9321	22'33'44'56	0.000	0.000	112
113	0.00	9:4	208	.9320	22'33'455'66'	0.000	0.000	113
114	0.00	9:4	207	.9423	22'33'44'566'	0.000	0.000	114
115	0.00	8:2	194	.9620	22'33'44'55'	0.000	0.000	115
116	0.00	8:2	205	.9678	233'44'55'6	0.000	0.000	116
117	0.00	9:3	206	1.010	22'33'44'55'6	0.000	0.000	117
118	0.00	10:4	209	1.050	22'33'44'55'66'	0.000	0.000	118

CONCENTRATION = 0.123 Total ug

TOTAL MICROMOLES = 0.0004

AVERAGE MOLECULAR WEIGHT = 303.1

NUMBER OF CALIBRATED PEAKS FOUND= 37

000294

311809

Sample TRIP BLANK #2 Channel: detector 1 Filename AB09416
Acquired: 09-JAN-99 17:38 Method J:\MAX99\GC9\QEA0108A Operator: REW
Dilution: 1 : 10.000 Amount 1.000
Comments NORTHEAST ANALYTICAL 301 NOTT STREET SCHENECTADY, NY 518-348-4582

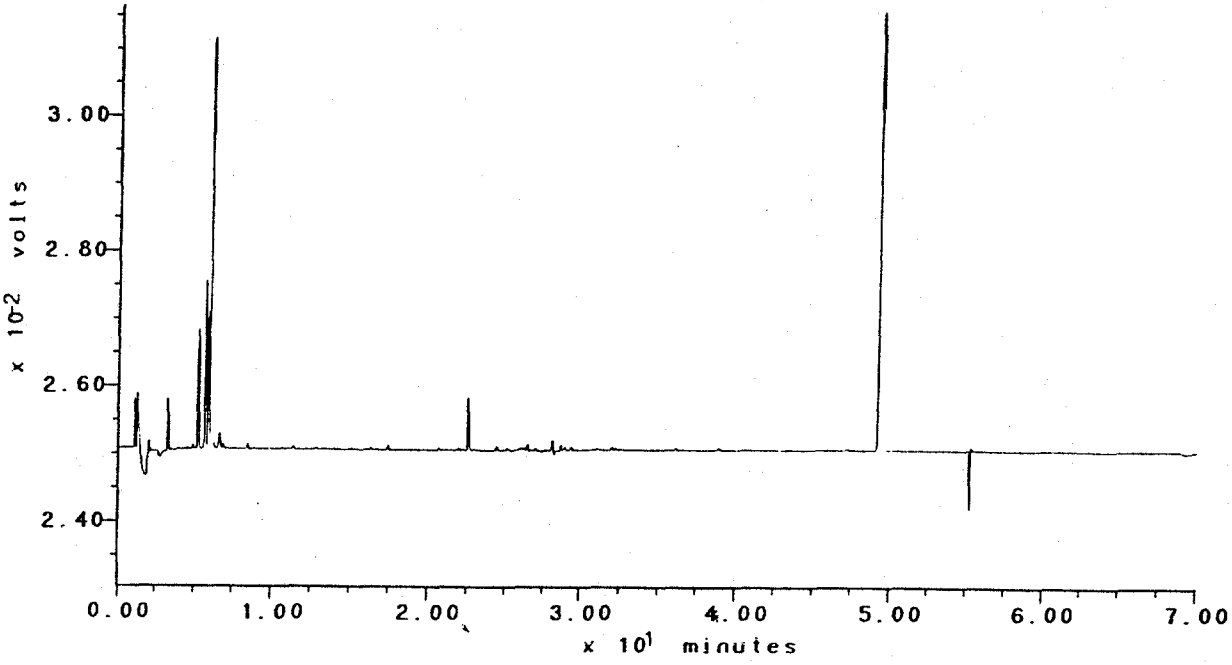

000295

311810

NORTHEAST ANALYTICAL, INC.

301 NOTT STREET
SCHENECTADY, NY 12305
(518) 346-4592

PCB SUMMARY REPORT

NEA FILE NAME: AB09417.hrs

CUSTOMER: GENERAL ELECTRIC COMPANY (QEA)
SAMPLE DESCRIPTION: DIALYSIS BLANKA
COMMENT: 1999 CSPCB SPMD SAMPLES PROJECT GENHUD #150 COC:12/17/98
DATE ACQUIRED: 9-JAN-1999 19:00

Total PCBs in Sample= 0.22 Total ug

PCB Homolog Distribution

Homologs	Wt. %	Mole %
Mono	0.00	0.00
Di	2.58	3.41
Tri	15.58	18.25
Tetra	28.68	29.52
Penta	50.08	46.23
Hexa	3.09	2.59
Hepta	0.00	0.00
Octa	0.00	0.00
Nona	0.00	0.00
Deca	0.00	0.00

NOMINAL 'AROCLOR' Distribution

Aroclor	Indicator Peak (PK#/IUPAC#)	Amount Total ug	Percent SEDIMENT	Percent BIOTA
A1221	2/001	0.0000	0.0	0.0
A1242	23+24/31+28	0.0198	85.7	91.7
A1254SED	61/110	0.0033	14.3	
A1254BIO	***/###	0.0018		8.3
A1260	102/180	0.0000	0.0	0.0
A1268	115/194	0.0000	0.0	0.0

***/###:69+75+82/149+153+138

rtho Cl / biphenyl Residue = 1.81

Meta + Para Cl / biphenyl Residue = 2.45

TOTAL Cl / biphenyl Residue = 4.26

000296

311811

NORTHEAST ANALYTICAL, INC.

301 NOTT STREET
SCHENECTADY, NY 12305
(518) 346-4592

PCB CONGENER AMOUNT REPORT

NEA FILE NAME: AB09417.mol

CUSTOMER: GENERAL ELECTRIC COMPANY (QEA)
SAMPLE DESCRIPTION: DIALYSIS BLANKA
COMMENT: 1999 CSPCB SPMD SAMPLES PROJECT GENHUD #150 COC:12/17/98
DATE ACQUIRED: 9-JAN-1999 19:00

TYPE FOR MIXED PEAK DECONVOLUTION= S

PEAK NO.	RETENTION TIME	MOLECULAR WT.	PEAK AREA	AMOUNT (Total ng)	Nanomoles
1	0.00	154.20	0.0	0.00000	0.00000
2	0.00	188.70	0.0	0.00000	0.00000
3	0.00	188.70	0.0	0.00000	0.00000
4	0.00	188.70	0.0	0.00000	0.00000
5	0.00	223.10	0.0	0.00000	0.00000
6	0.00	223.10	0.0	0.00000	0.00000
7	0.00	223.10	0.0	0.00000	0.00000
8	21.46	223.10	15.7	0.00453	0.02030
9	0.00	223.10	0.0	0.00000	0.00000
10	0.00	257.50	0.0	0.00000	0.00000
11	0.00	257.50	0.0	0.00000	0.00000
12	0.00	223.10	0.0	0.00000	0.00000
13	0.00	223.10	0.0	0.00000	0.00000
14	22.95	249.00	46.3	0.00451	0.01811
15	23.04	257.50	8.3	0.00162	0.00629
16	23.33	257.50	28.5	0.00148	0.00575
17	23.53	257.50	25.9	0.00268	0.01041
18	0.00	257.50	0.0	0.00000	0.00000
19	0.00	267.90	0.0	0.00000	0.00000
20	0.00	257.50	0.0	0.00000	0.00000
21	0.00	257.50	0.0	0.00000	0.00000
22	24.31	257.50	21.8	0.00118	0.00458
23	24.46	257.50	246.6	0.01696	0.06586
24	24.51	257.50	51.9	0.00286	0.01111
25	24.82	259.50	17.6	0.00134	0.00516
5	25.01	258.70	33.9	0.00249	0.00963
27	25.23	292.00	48.4	0.00351	0.01202
28	0.00	257.50	0.0	0.00000	0.00000
29	0.00	292.00	0.0	0.00000	0.00000
30	0.00	257.50	0.0	0.00000	0.00000
31	25.68	292.00	22.1	0.00249	0.00853
32	25.82	292.00	25.4	0.00138	0.00473

000297

311812

	[illegible]	[illegible]	[illegible]	[illegible]	0.00928
34	25.98	292.00	26.7	0.00134	0.00459
35	0.00	292.00	0.0	0.00000	0.00000
36	0.00	257.50	0.0	0.00000	0.00000
37	26.27	292.00	40.8	0.00274	0.00938
38	26.36	272.40	5.0	0.00039	0.00143
39	26.65	292.00	18.5	0.00089	0.00305
[illegible]	0.00	292.00	0.0	0.00000	0.00000
[illegible]	0.00	326.40	0.0	0.00000	0.00000
42	0.00	292.00	0.0	0.00000	0.00000
43	27.08	298.90	16.9	0.00236	0.00790
44	27.21	298.90	14.5	0.00053	0.00177
45	27.34	292.00	17.0	0.00065	0.00223
46	27.46	292.00	18.3	0.00062	0.00212
47	27.54	292.00	41.1	0.00179	0.00613
48	27.68	293.50	58.2	0.00373	0.01271
49	27.88	324.70	41.6	0.00226	0.00696
50	28.09	292.00	1036.9	0.03827	0.13106
51	28.26	326.40	211.5	0.02426	0.07433
52	28.34	326.40	311.1	0.01718	0.05263
53	28.54	326.40	204.7	0.01184	0.03627
54	28.63	326.40	636.4	0.02248	0.06887
55	28.80	326.40	25.6	0.00049	0.00150
56	28.91	326.40	295.9	0.01496	0.04583
57	0.00	326.40	0.0	0.00000	0.00000
58	29.19	326.40	83.8	0.00365	0.01118
59	29.34	326.40	223.4	0.00770	0.02359
60	29.43	360.90	15.1	0.00075	0.00208
61	29.50	315.80	65.4	0.00332	0.01051
62	0.00	360.90	0.0	0.00000	0.00000
63	0.00	326.40	0.0	0.00000	0.00000
64	30.03	360.90	7.1	0.00036	0.00100
65	0.00	350.50	0.0	0.00000	0.00000
	0.00	360.90	0.0	0.00000	0.00000
67	0.00	336.80	0.0	0.00000	0.00000
68	0.00	326.40	0.0	0.00000	0.00000
69	30.46	337.50	14.3	0.00065	0.00193
70	0.00	360.90	0.0	0.00000	0.00000
71	0.00	347.80	0.0	0.00000	0.00000
72	0.00	336.80	0.0	0.00000	0.00000
73	0.00	360.90	0.0	0.00000	0.00000
74	31.32	347.80	26.2	0.00075	0.00216
75	31.45	360.90	15.2	0.00060	0.00166
76	0.00	360.90	0.0	0.00000	0.00000
77	0.00	360.90	0.0	0.00000	0.00000
78	0.00	395.30	0.0	0.00000	0.00000
79	0.00	360.90	0.0	0.00000	0.00000
80	32.27	360.90	172.4	0.00383	0.01061
81	0.00	395.30	0.0	0.00000	0.00000
82	32.54	360.90	14.8	0.00054	0.00150
83	0.00	360.90	0.0	0.00000	0.00000
84	0.00	360.90	0.0	0.00000	0.00000
85	0.00	395.30	0.0	0.00000	0.00000
86	0.00	360.90	0.0	0.00000	0.00000
87	0.00	395.30	0.0	0.00000	0.00000
88	0.00	395.30	0.0	0.00000	0.00000
89	0.00	360.90	0.0	0.00000	0.00000
90	0.00	395.30	0.0	0.00000	0.00000
91	0.00	360.90	0.0	0.00000	0.00000
	0.00	394.30	0.0	0.00000	0.00000
[illegible]	0.00	394.30	0.0	0.00000	0.00000
94	0.00	394.30	0.0	0.00000	0.00000
95	0.00	382.20	0.0	0.00000	0.00000
96	0.00	429.80	0.0	0.00000	0.00000
97	0.00	360.90	0.0	0.00000	0.00000
98	0.00	395.30	0.0	0.00000	0.00000

99	0.00	429.80	0.0	0.00000	0.00000
100	0.00	395.30	0.0	0.00000	0.00000
101	0.00	429.80	0.0	0.00000	0.00000
102	0.00	395.30	0.0	0.00000	0.00000
103	0.00	395.30	0.0	0.00000	0.00000
104	0.00	395.30	0.0	0.00000	0.00000
105	0.00	429.80	0.0	0.00000	0.00000
6	0.00	395.30	0.0	0.00000	0.00000
07	0.00	395.30	0.0	0.00000	0.00000
108	0.00	429.80	0.0	0.00000	0.00000
09	0.00	429.80	0.0	0.00000	0.00000
10	0.00	429.80	0.0	0.00000	0.00000
11	0.00	395.30	0.0	0.00000	0.00000
12	0.00	429.80	0.0	0.00000	0.00000
13	0.00	464.20	0.0	0.00000	0.00000
14	0.00	464.20	0.0	0.00000	0.00000
15	0.00	429.80	0.0	0.00000	0.00000
16	0.00	429.80	0.0	0.00000	0.00000
17	0.00	464.20	0.0	0.00000	0.00000
18	0.00	498.60	0.0	0.00000	0.00000

CONCENTRATION = 0.219 Total ug

TOTAL MICROMOLES = 0.0007

AVERAGE MOLECULAR WEIGHT = 300.9

NUMBER OF CALIBRATED PEAKS FOUND= 42

INTERNAL STANDARD RETENTION TIME = 49.41 MINUTES

INTERNAL STANDARD PEAK AREA = 73289.5

NORTHEAST ANALYTICAL, INC.

301 NOTT STREET
SCHENECTADY, NY 12305
(518) 346-4592

CONGENER WEIGHT and MOLE REPORT

NEA FILE NAME: AB09417.mol

CUSTOMER: GENERAL ELECTRIC COMPANY (QEA)
SAMPLE DESCRIPTION: DIALYSIS BLANKA
COMMENT: 1999 CSPCB SPMD SAMPLES PROJECT GENHUD #150 COC:12/17/98
DATE ACQUIRED: 9-JAN-1999 19:00

TYPE FOR MIXED PEAK DECONVOLUTION= S

PEAK#	RET. TIME	T-CL:O-CL	IUPAC#	RRT	CONGENERS	WEIGHT %	MOLE %	PEAK#
	0.00	0:0	000	.0997	BIPHENYL	0.000	0.000	1
2	0.00	1:1	001	.1544	2	0.000	0.000	2
3	0.00	1:0	002	.1937	3	0.000	0.000	3
4	0.00	1:0	003	.1975	4	0.000	0.000	4
5	0.00	2:2	004 010	.2245	22' ; 26	0.000	0.000	5
6	0.00	2:1	007 009	.2566	24 ; 25	0.000	0.000	6
7	0.00	2:1	006	.2709	23'	0.000	0.000	7
8	21.46	2:1	005 008	.2785	23 ; 24'	2.072	2.794	8
9	0.00	2:0	014	.2973	35	0.000	0.000	9
10	0.00	3:3	019	.3045	22'6	0.000	0.000	10
11	0.00	3:2	030	.3165	246	0.000	0.000	11
12	0.00	2:0	011	.3238	33'	0.000	0.000	12
13	0.00	2:0	012 013	.3297	34 ; 34'	0.000	0.000	13
14	22.95	3:2 2:0	018 015	.3387	22'5 ; 44'	2.062	2.492	14
15	23.04	3:2	017	.3398	22'4	0.741	0.866	15
16	23.33	3:2	024 027	.3508	236 ; 23'6	0.677	0.791	16
17	23.53	3:2	016 032	.3625	22'3 ; 24'6	1.226	1.432	17
18	0.00	3:1	023	.3770	235	0.000	0.000	18
19	0.00	3:1 4:4	034 054	.3800	2'35 ; 22'66'	0.000	0.000	19
20	0.00	3:1	029	.3820	245	0.000	0.000	20
21	0.00	3:1	026	.3911	23'5	0.000	0.000	21
22	24.31	3:1	025	.3937	23'4	0.540	0.631	22
23	24.46	3:1	031	.4024	24'5	7.756	9.063	23
24	24.51	3:1 4:3	028 050	.4031	244' ; 22'46	1.308	1.528	24
25	24.82	3:1 4:3	021 033	.4170	233' ; 234 ; 22'56'	0.613	0.711	25
26	25.01	3:1 4:3	022 051	.4267	234' ; 22'46'	1.139	1.324	26
	25.23	4:3	045	.4334	22'36	1.605	1.654	27
28	0.00	3:1	036	.4379	33'5	0.000	0.000	28
29	0.00	4:3	046	.4450	22'36'	0.000	0.000	29
30	0.00	3:1	039	.4488	34'5	0.000	0.000	30
31	25.68	4:2	052 073	.4554	22'55' ; 23'5'6	1.139	1.173	31

000500

311815

PEAK#	RET. TIME	T-CL:O-CL	IUPAC#	RRT	CONGENERS	WEIGHT %	MOLE %	PEAK#
32	25.82	4:2	049	.4610	22'45	0.631	0.650	32
33	25.93	4:2	047	.4639	22'44'	1.239	1.277	33
34	25.98	4:2	048 075	.4651	22'45 ; 244'6	0.613	0.631	34
35	0.00	4:2	065 062	.4865	2346 ; 2356	0.000	0.000	35
36	0.00	3:0	035	.4738	33'4	0.000	0.000	36
37	26.27	5:4 4:2	104 044	.4832	22'466' ; 22'35'	1.253	1.291	37
38	26.36	3:0 4:2	037 042	.4870	344' ; 22'34' ; 233'6	0.178	0.197	38
39	26.65	4:2	064 071	.4990	23'34 ; 234'6 ; 23'4'6 +	0.407	0.419	39
40	0.00	4:1	068	.5040	23'45' ?	0.000	0.000	40
41	0.00	5:4	096	.5057	22'366'	0.000	0.000	41
42	0.00	4:2	040	.5102	22'33'	0.000	0.000	42
43	27.08	5:3 4:1	103 057	.5155	22'45'6 ; 233'5	1.079	1.086	43
44	27.21	5:3 4:1	100 067	.5212	22'44'6 ; 23'4'5	0.242	0.244	44
45	27.34	4:1	058 063	.5267	233'5' ; 234'5	0.297	0.306	45
46	27.46	4:1 5:3	074 094	.5340	244'5 ; 22'356'	0.284	0.292	46
47	27.54	4:1	070 061	.5407	23'4'5 ; 2'345 ; 2345?	0.819	0.844	47
48	27.68	4:1 5:3	066 095	.5447	23'44' ; 22'356 ; 22'35'6	1.706	1.749	48
49	27.88	5:3 4:1	091 098	.5549	22'34'6 ; 22'3'46 ; 233'4	1.034	0.958	49
50	28.09	4:1	056 060	.5676	233'4' ; 234''	17.501	18.034	50
51	28.26	6:4 5:3	155 084	.5666	22'44'66' ; 22'33'6; 22'355'	11.094	10.227	51
52	28.34	5:3	089	.5779	22'346'	7.857	7.242	52
53	28.54	5:2	101 090	.5814	22'34'5 ; 22'455'	5.415	4.991	53
54	28.63	5:2	099	.5880	22'44'5	10.280	9.477	54
55	28.80	6:4 5:2	150 112	.5969	22'34'66' ; 233'56 ; 23'44'6	0.224	0.207	55
56	28.91	5:2	083 109	.6029	22'33'5 , 233'46	6.841	6.307	56
57	0.00	6:4 5:2	152 097	.6062	22'3566' ; 22'345 ; 22'3'45	0.000	0.000	57
58	29.19	5:2	087 111	.6175	22'345' ; 233'55' ; 2344'6	1.669	1.539	58
59	29.34	5:2	085 116	.6224	22'344' ; 23456?	3.521	3.246	59
60	29.43	6:4	136	.6257	22'33'66'	0.343	0.286	60
61	29.50	4:0 5:2	077 110	.6295	33'44' ; 233'4'6	1.518	1.447	61
62	0.00	6:3	154	.6349	22'44'56'	0.000	0.000	62
63	0.00	5:2	082	.6453	22'33'4	0.000	0.000	63
64	30.03	6:3	151	.6499	22'355'6	0.165	0.137	64
65	0.00	6:3 5:1	135 124	.6563	22'33'56' ; 2'344'5	0.000	0.000	65
66	0.00	6:3	144	.6584	22'345'6	0.000	0.000	66
67	0.00	5:1 6:3	107 108	.6628	233'4'5 ; 233'45' ; 22'34'56	0.000	0.000	67
68	0.00	5:1	123	.6658	2'344'5	0.000	0.000	68
69	30.46	6:3 5:1	149 118	.6672	22'34'5'6 ; 23'44'5 ; 233'45	0.297	0.265	69
70	0.00	6:3	139 140	.6707	22'344'6 ; 22'344'6'	0.000	0.000	70
71	0.00	6:3 5:1	134 143	.6796	22'33'56' ; 22'3456'; 2344'5	0.000	0.000	71
72	0.00	5:1 6:3	122 131	.6871	2'33'45; 22'33'46;22'33'55'+	0.000	0.000	72
73	0.00	6:2	146 161	.6955	22'34'55' ; 233'45'6	0.000	0.000	73
74	31.32	6:3 5:1	132 105	.7035	22'33'46' ; 233'44'	0.343	0.297	74
75	31.45	6:2	153	.7036	22'44'55'	0.274	0.229	75
76	0.00	6:2	168	.7068	23'44'5'6	0.000	0.000	76
77	0.00	6:2	141	.7203	22'3455'	0.000	0.000	77
78	0.00	7:4	179	.7205	22'33'566'	0.000	0.000	78
79	0.00	6:2	130	.7284	22'33'45'	0.000	0.000	79
80	32.27	6:2	137	.7329	22'344'5	1.751	1.460	80
81	0.00	7:4	176	.7305	22'33'466'	0.000	0.000	81
82	32.54	6:2	138 163	.7403	22'344'5' ; 233'4'56 ; +2	0.247	0.206	82
83	0.00	6:2	158	.7429	233'44'6	0.000	0.000	83
84	0.00	6:2	129	.7501	22'33'45	0.000	0.000	84
85	0.00	7:3	178	.7537	22'33'55'6	0.000	0.000	85
86	0.00	6:2	166	.7572	2344'56	0.000	0.000	86
87	0.00	7:3	175	.7611	22'33'45'6	0.000	0.000	87

PEAK#	RET. TIME	T-CL:O-CL	IUPAC#	RRT	CONGENERS	WEIGHT %	MOLE %	PEAK#
88	0.00	7:3	187 182	.7653	22'34'55'6 ; 22'344'56'	0.000	0.000	88
89	0.00	6:2	128	.7761	22'33'44'	0.000	0.000	89
90	0.00	7:3	183	.7720	22'344'5'6	0.000	0.000	90
91	0.00	6:1	167	.7814	23'44'55'	0.000	0.000	91
92	0.00	7:3	185	.7848	22'3455'6	0.000	0.000	92
93	0.00	7:3	174 181	.7965	22'33'456' ; 22'344'56	0.000	0.000	93
94	0.00	7:3	177	.8031	22'33'4'56	0.000	0.000	94
95	0.00	7:3 6:1	171 156	.8105	22'33'44'6 ; 233'44'5	0.000	0.000	95
96	0.00	8:4	202	.8089	22'33'55'66'	0.000	0.000	96
97	0.00	6:1	157	.8184	233'44'5'	0.000	0.000	97
98	0.00	7:3	173	.8152	22'33'456	0.000	0.000	98
99	0.00	8:4	200 204	.8197	22'33'45'66' ; 22'344'566'	0.000	0.000	99
100	0.00	7:2	172 192	.8278	22'33'455' ; 233'455'6	0.000	0.000	100
101	0.00	8:4	197	.8293	22'33'44'66'	0.000	0.000	101
102	0.00	7:2	180	.8362	22'344'55'	0.000	0.000	102
103	0.00	7:2	193	.8397	233'4'55'6	0.000	0.000	103
104	0.00	7:2	191	.8447	233'44'5'6	0.000	0.000	104
105	0.00	8:4	199	.8494	22'33'4566'	0.000	0.000	105
106	0.00	7:2	170	.8740	22'33'44'5	0.000	0.000	106
107	0.00	7:2	190	.8740	233'44'56	0.000	0.000	107
108	0.00	8:3	198	.8845	22'33'455'6	0.000	0.000	108
109	0.00	8:3	201	.8875	22'33'4'55'6	0.000	0.000	109
110	0.00	8:3	196 203	.8935	22'33'44'5'6 ; 22'344'55'6	0.000	0.000	110
111	0.00	7:1	189	.9142	233'44'55'	0.000	0.000	111
112	0.00	8:3	195	.9321	22'33'44'56	0.000	0.000	112
113	0.00	9:4	208	.9320	22'33'455'66'	0.000	0.000	113
114	0.00	9:4	207	.9423	22'33'44'566'	0.000	0.000	114
115	0.00	8:2	194	.9620	22'33'44'55'	0.000	0.000	115
116	0.00	8:2	205	.9678	233'44'55'6	0.000	0.000	116
117	0.00	9:3	206	1.010	22'33'44'55'6	0.000	0.000	117
118	0.00	10:4	209	1.050	22'33'44'55'66'	0.000	0.000	118

CONCENTRATION = 0.219 Total ug

TOTAL MICROMOLES = 0.0007

AVERAGE MOLECULAR WEIGHT = 300.9

NUMBER OF CALIBRATED PEAKS FOUND= 42

Sample: DIALYSIS BLANKA Channel: detector 1 Filename: AB09417
Acquired: 09-JAN-99 19:00 Method: J:\MAX99\GC9\QEA0108A Operator: REW
Dilution: 1 : 10.000 Amount: 1.000
Comments: NORTHEAST ANALYTICAL 301 NOTT STREET SCHENECTADY, NY 518-346-4592

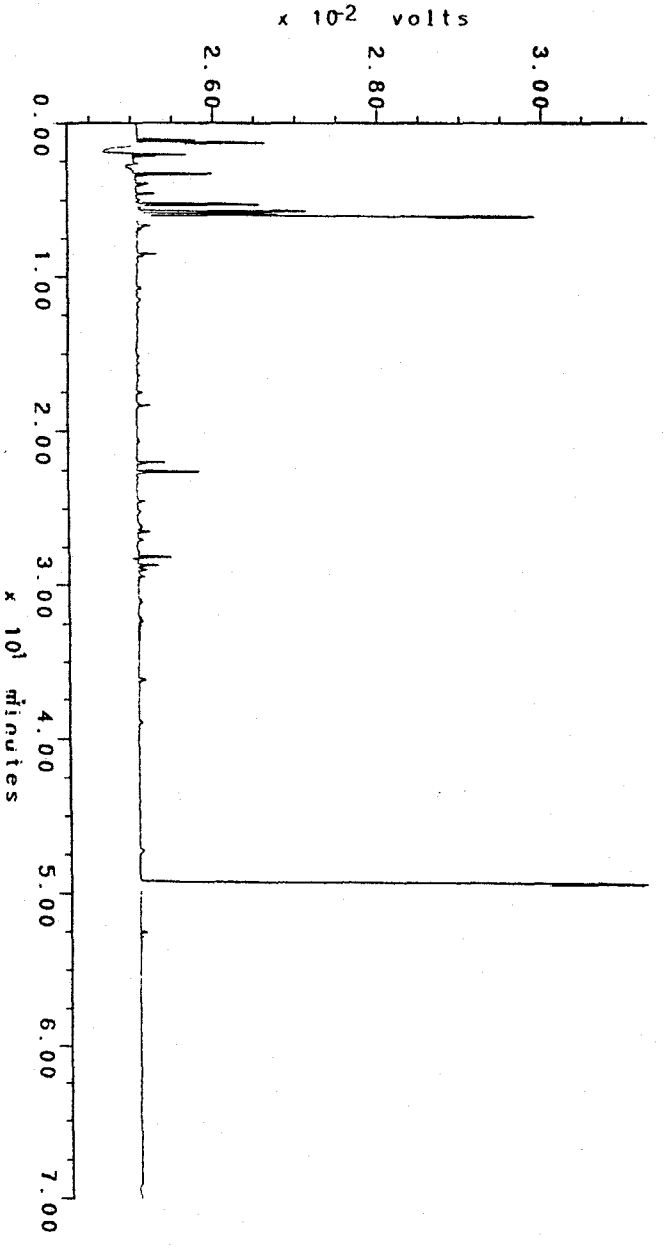

000503

311818

NORTHEAST ANALYTICAL, INC.

301 NOTT STREET
SCHENECTADY, NY 12305
(518) 346-4592

PCB SUMMARY REPORT

NEA FILE NAME: AB09418.hrs

CUSTOMER: GENERAL ELECTRIC COMPANY (QEA)
SAMPLE DESCRIPTION: DIALYSIS BLANKB
COMMENT: 1999 CSPCB SPMD SAMPLES PROJECT GENHUD #150 COC:12/17/98
DATE ACQUIRED: 9-JAN-1999 20:21

Total PCBs in Sample= 0.21 Total ug

PCB Homolog Distribution

Homologs	Wt. %	Mole %
Mono	0.00	0.00
Di	3.05	4.04
Tri	14.97	17.52
Tetra	29.88	30.74
Penta	48.01	44.28
Hexa	4.09	3.42
Hepta	0.00	0.00
Octa	0.00	0.00
Nona	0.00	0.00
Deca	0.00	0.00

NOMINAL 'AROCLOR' Distribution

Aroclor	Indicator Peak (PK#/IUPAC#)	Amount Total ug	Percent SEDIMENT	Percent BIOTA
A1221	2/001	0.0000	0.0	0.0
A1242	23+24/31+28	0.0157	84.4	86.3
A1254SED	61/110	0.0029	15.6	
A1254BIO	***/###	0.0025		13.7
A1260	102/180	0.0000	0.0	0.0
A1268	115/194	0.0000	0.0	0.0

***/###:69+75+82/149+153+138

rtho Cl / biphenyl Residue = 1.76

Meta + Para Cl / biphenyl Residue = 2.49

TOTAL Cl / biphenyl Residue = 4.26

000304

311819

NORTHEAST ANALYTICAL, INC.

301 NOTT STREET
SCHENECTADY, NY 12305
(518) 346-4592

PCB CONGENER AMOUNT REPORT

NEA FILE NAME: AB09418.mol

CUSTOMER: GENERAL ELECTRIC COMPANY (QEA)
SAMPLE DESCRIPTION: DIALYSIS BLANKB
COMMENT: 1999 CSPCB SPMD SAMPLES PROJECT GENHUD #150 COC:12/17/98
DATE ACQUIRED: 9-JAN-1999 20:21

TYPE FOR MIXED PEAK DECONVOLUTION= S

PEAK NO.	RETENTION TIME	MOLECULAR WT.	PEAK AREA	AMOUNT (Total ng)	Nanomoles
	0.00	154.20	0.0	0.00000	0.00000
2	0.00	188.70	0.0	0.00000	0.00000
3	0.00	188.70	0.0	0.00000	0.00000
4	0.00	188.70	0.0	0.00000	0.00000
5	0.00	223.10	0.0	0.00000	0.00000
6	0.00	223.10	0.0	0.00000	0.00000
7	0.00	223.10	0.0	0.00000	0.00000
8	21.46	223.10	22.3	0.00540	0.02420
9	0.00	223.10	0.0	0.00000	0.00000
10	0.00	257.50	0.0	0.00000	0.00000
11	0.00	257.50	0.0	0.00000	0.00000
12	0.00	223.10	0.0	0.00000	0.00000
13	0.00	223.10	0.0	0.00000	0.00000
14	22.95	249.00	55.4	0.00453	0.01819
15	23.03	257.50	13.5	0.00221	0.00858
16	23.33	257.50	79.4	0.00346	0.01344
17	23.53	257.50	18.3	0.00159	0.00617
18	0.00	257.50	0.0	0.00000	0.00000
19	0.00	267.90	0.0	0.00000	0.00000
20	0.00	257.50	0.0	0.00000	0.00000
21	0.00	257.50	0.0	0.00000	0.00000
22	24.31	257.50	30.4	0.00139	0.00540
23	24.46	257.50	225.7	0.01304	0.05064
24	24.51	257.50	57.0	0.00263	0.01021
25	24.82	259.50	34.4	0.00220	0.00848
	25.01	258.70	27.9	0.00173	0.00669
27	25.23	292.00	42.5	0.00259	0.00887
28	0.00	257.50	0.0	0.00000	0.00000
29	0.00	292.00	0.0	0.00000	0.00000
30	0.00	257.50	0.0	0.00000	0.00000
31	25.68	292.00	35.9	0.00340	0.01164
32	25.82	292.00	27.2	0.00124	0.00425

33	25.94	292.00	30.4	0.00160	0.00548
34	25.97	292.00	18.6	0.00079	0.00271
35	0.00	292.00	0.0	0.00000	0.00000
36	0.00	257.50	0.0	0.00000	0.00000
37	26.27	292.00	44.2	0.00249	0.00853
38	26.36	272.40	13.3	0.00089	0.00327
39	26.66	292.00	14.7	0.00059	0.00202
[illegible]	0.00	292.00	0.0	0.00000	0.00000
[illegible]	0.00	326.40	0.0	0.00000	0.00000
42	0.00	292.00	0.0	0.00000	0.00000
43	27.08	298.90	20.6	0.00242	0.00810
44	27.21	298.90	14.3	0.00044	0.00147
45	27.36	292.00	16.2	0.00052	0.00178
46	27.46	292.00	55.7	0.00157	0.00538
47	27.55	292.00	63.1	0.00231	0.00791
48	27.69	293.50	103.4	0.00558	0.01901
49	27.87	324.70	43.3	0.00198	0.00610
50	28.09	292.00	1238.6	0.03843	0.13161
51	28.26	326.40	206.1	0.01986	0.06085
52	28.35	326.40	288.9	0.01341	0.04108
53	28.51	326.40	108.3	0.00526	0.01612
54	28.63	326.40	945.9	0.02808	0.08603
55	28.80	326.40	39.9	0.00064	0.00196
56	28.91	326.40	398.6	0.01694	0.05190
57	0.00	326.40	0.0	0.00000	0.00000
58	29.19	326.40	78.9	0.00288	0.00882
59	29.34	326.40	307.1	0.00889	0.02724
60	29.40	360.90	5.8	0.00024	0.00067
61	29.50	315.80	67.7	0.00289	0.00915
62	0.00	360.90	0.0	0.00000	0.00000
63	0.00	326.40	0.0	0.00000	0.00000
64	30.03	360.90	17.0	0.00074	0.00205
65	0.00	350.50	0.0	0.00000	0.00000
[illegible]	0.00	360.90	0.0	0.00000	0.00000
67	0.00	336.80	0.0	0.00000	0.00000
68	0.00	326.40	0.0	0.00000	0.00000
69	30.43	337.50	28.7	0.00111	0.00329
70	0.00	360.90	0.0	0.00000	0.00000
71	0.00	347.80	0.0	0.00000	0.00000
72	0.00	336.80	0.0	0.00000	0.00000
73	0.00	360.90	0.0	0.00000	0.00000
74	31.32	347.80	25.5	0.00061	0.00175
75	31.45	360.90	25.7	0.00085	0.00236
76	0.00	360.90	0.0	0.00000	0.00000
77	0.00	360.90	0.0	0.00000	0.00000
78	0.00	395.30	0.0	0.00000	0.00000
79	0.00	360.90	0.0	0.00000	0.00000
80	32.28	360.90	302.0	0.00564	0.01563
81	0.00	395.30	0.0	0.00000	0.00000
82	32.48	360.90	17.1	0.00053	0.00147
83	0.00	360.90	0.0	0.00000	0.00000
84	0.00	360.90	0.0	0.00000	0.00000
85	0.00	395.30	0.0	0.00000	0.00000
86	0.00	360.90	0.0	0.00000	0.00000
87	0.00	395.30	0.0	0.00000	0.00000
88	0.00	395.30	0.0	0.00000	0.00000
89	0.00	360.90	0.0	0.00000	0.00000
90	0.00	395.30	0.0	0.00000	0.00000
91	0.00	360.90	0.0	0.00000	0.00000
[illegible]	0.00	394.30	0.0	0.00000	0.00000
93	0.00	394.30	0.0	0.00000	0.00000
94	0.00	394.30	0.0	0.00000	0.00000
95	0.00	382.20	0.0	0.00000	0.00000
96	0.00	429.80	0.0	0.00000	0.00000
97	0.00	360.90	0.0	0.00000	0.00000
98	0.00	395.30	0.0	0.00000	0.00000

99	0.00	429.80	0.0	0.00000	0.00000
100	0.00	395.30	0.0	0.00000	0.00000
101	0.00	429.80	0.0	0.00000	0.00000
102	0.00	395.30	0.0	0.00000	0.00000
103	0.00	395.30	0.0	0.00000	0.00000
104	0.00	395.30	0.0	0.00000	0.00000
105	0.00	429.80	0.0	0.00000	0.00000
106	0.00	395.30	0.0	0.00000	0.00000
107	0.00	395.30	0.0	0.00000	0.00000
108	0.00	429.80	0.0	0.00000	0.00000
109	0.00	429.80	0.0	0.00000	0.00000
110	0.00	429.80	0.0	0.00000	0.00000
111	0.00	395.30	0.0	0.00000	0.00000
112	0.00	429.80	0.0	0.00000	0.00000
113	0.00	464.20	0.0	0.00000	0.00000
114	0.00	464.20	0.0	0.00000	0.00000
115	0.00	429.80	0.0	0.00000	0.00000
116	0.00	429.80	0.0	0.00000	0.00000
117	0.00	464.20	0.0	0.00000	0.00000
118	0.00	498.60	0.0	0.00000	0.00000

CONCENTRATION = 0.214 Total ug

TOTAL MICROMOLES = 0.0007

AVERAGE MOLECULAR WEIGHT = 300.6

NUMBER OF CALIBRATED PEAKS FOUND= 42

INTERNAL STANDARD RETENTION TIME = 49.40 MINUTES

INTERNAL STANDARD PEAK AREA = 87195.1

NORTHEAST ANALYTICAL, INC.

301 NOTT STREET
SCHENECTADY, NY 12305
(518) 346-4592

CONGENER WEIGHT and MOLE REPORT

NEA FILE NAME: AB09418.mol

CUSTOMER: GENERAL ELECTRIC COMPANY (QEA)
SAMPLE DESCRIPTION: DIALYSIS BLANKB
COMMENT: 1999 CSPCB SPMD SAMPLES PROJECT GENHUD #150 COC:12/17/98
DATE ACQUIRED: 9-JAN-1999 20:21

TYPE FOR MIXED PEAK DECONVOLUTION= S

PEAK#	RET. TIME	T-CL:O-CL	IUPAC#	RRT	CONGENERS	WEIGHT %	MOLE %	PEAK#
	0.00	0:0	000	.0997	BIPHENYL	0.000	0.000	1
2	0.00	1:1	001	.1544	2	0.000	0.000	2
3	0.00	1:0	002	.1937	3	0.000	0.000	3
4	0.00	1:0	003	.1975	4	0.000	0.000	4
5	0.00	2:2	004 010	.2245	22' ; 26	0.000	0.000	5
6	0.00	2:1	007 009	.2566	24 ; 25	0.000	0.000	6
7	0.00	2:1	006	.2709	23'	0.000	0.000	7
8	21.46	2:1	005 008	.2785	23 ; 24'	2.528	3.407	8
9	0.00	2:0	014	.2973	35	0.000	0.000	9
10	0.00	3:3	019	.3045	22'6	0.000	0.000	10
11	0.00	3:2	030	.3165	246	0.000	0.000	11
12	0.00	2:0	011	.3238	33'	0.000	0.000	12
13	0.00	2:0	012 013	.3297	34 ; 34'	0.000	0.000	13
14	22.95	3:2 2:0	018 015	.3387	22'5 ; 44'	2.121	2.561	14
15	23.03	3:2	017	.3398	22'4	1.035	1.208	15
16	23.33	3:2	024 027	.3508	236 ; 23'6	1.620	1.891	16
17	23.53	3:2	016 032	.3625	22'3 ; 24'6	0.744	0.869	17
18	0.00	3:1	023	.3770	235	0.000	0.000	18
19	0.00	3:1 4:4	034 054	.3800	2'35 ; 22'66'	0.000	0.000	19
20	0.00	3:1	029	.3820	245	0.000	0.000	20
21	0.00	3:1	026	.3911	23'5	0.000	0.000	21
22	24.31	3:1	025	.3937	23'4	0.651	0.760	22
23	24.46	3:1	031	.4024	24'5	6.105	7.128	23
24	24.51	3:1 4:3	028 050	.4031	244' ; 22'46	1.231	1.438	24
25	24.82	3:1 4:3	021 033	.4170	233' ; 234 ; 22'56'	1.030	1.193	25
26	25.01	3:1 4:3	022 051	.4267	234' ; 22'46'	0.810	0.941	26
	25.23	4:3	045	.4334	22'36	1.213	1.248	27
28	0.00	3:1	036	.4379	33'5	0.000	0.000	28
29	0.00	4:3	046	.4450	22'36'	0.000	0.000	29
30	0.00	3:1	039	.4488	34'5	0.000	0.000	30
31	25.68	4:2	052 073	.4554	22'55' ; 23'5'6	1.592	1.639	31

0C0308

311823

PEAK#	RET. TIME	T-CL:O-CL	IUPAC#	RRT	CONGENERS	WEIGHT %	MOLE %	PEAK#
32	25.82	4:2	049	.4610	22'45	0.581	0.598	32
33	25.94	4:2	047	.4639	22'44'	0.749	0.771	33
34	25.97	4:2	048 075	.4651	22'45 ; 244'6	0.370	0.381	34
35	0.00	4:2	065 062	.4865	2346 ; 2356	0.000	0.000	35
36	0.00	3:0	035	.4738	33'4	0.000	0.000	36
37	26.27	5:4 4:2	104 044	.4832	22'466' ; 22'35'	1.166	1.200	37
38	26.36	3:0 4:2	037 042	.4870	344' ; 22'34' ; 233'6	0.417	0.460	38
39	26.66	4:2	064 071	.4990	23'34 ; 234'6 ; 23'4'6 +	0.276	0.284	39
40	0.00	4:1	068	.5040	23'45' ?	0.000	0.000	40
41	0.00	5:4	096	.5057	22'366'	0.000	0.000	41
42	0.00	4:2	040	.5102	22'33'	0.000	0.000	42
43	27.08	5:3 4:1	103 057	.5155	22'45'6 ; 233'5	1.133	1.140	43
44	27.21	5:3 4:1	100 067	.5212	22'44'6 ; 23'4'5	0.206	0.207	44
45	27.36	4:1	058 063	.5267	233'5' ; 234'5	0.243	0.251	45
46	27.46	4:1 5:3	074 094	.5340	244'5 ; 22'356'	0.735	0.757	46
47	27.55	4:1	070 061	.5407	23'4'5 ; 2'345 ; 2345?	1.082	1.113	47
48	27.69	4:1 5:3	066 095	.5447	23'44' ; 22'356 ; 22'35'6	2.612	2.676	48
49	27.87	5:3 4:1	091 098	.5549	22'34'6 ; 22'3'46 ; 233'4	0.927	0.858	49
50	28.09	4:1	056 060	.5676	233'4' ; 2344'	17.992	18.524	50
51	28.26	6:4 5:3	155 084	.5666	22'44'66' ; 22'33'6; 22'355'	9.298	8.564	51
52	28.35	5:3	089	.5779	22'346'	6.278	5.783	52
53	28.51	5:2	101 090	.5814	22'34'5 ; 22'455'	2.463	2.268	53
54	28.63	5:2	099	.5880	22'44'5	13.147	12.109	54
55	28.80	6:4 5:2	150 112	.5969	22'34'66' ; 233'56 ; 23'44'6	0.300	0.276	55
56	28.91	5:2	083 109	.6029	22'33'5 ; 233'46	7.931	7.305	56
	0.00	6:4 5:2	152 097	.6062	22'3566' ; 22'345 ; 22'3'45	0.000	0.000	57
58	29.19	5:2	087 111	.6175	22'345' ; 233'55' ; 2344'6	1.348	1.242	58
59	29.34	5:2	085 116	.6224	22'344' ; 23456?	4.162	3.834	59
60	29.40	6:4	136	.6257	22'33'66'	0.112	0.094	60
61	29.50	4:0 5:2	077 110	.6295	33'44' ; 233'4'6	1.353	1.288	61
62	0.00	6:3	154	.6349	22'44'56'	0.000	0.000	62
63	0.00	5:2	082	.6453	22'33'4	0.000	0.000	63
64	30.03	6:3	151	.6499	22'355'6	0.346	0.289	64
65	0.00	6:3 5:1	135 124	.6563	22'33'56' ; 2'344'5	0.000	0.000	65
66	0.00	6:3	144	.6584	22'345'6	0.000	0.000	66
67	0.00	5:1 6:3	107 108	.6628	233'4'5 ; 233'45' ; 22'34'56	0.000	0.000	67
68	0.00	5:1	123	.6658	2'344'5	0.000	0.000	68
69	30.43	6:3 5:1	149 118	.6672	22'34'5'6 ; 23'44'5 ; 233'45	0.520	0.463	69
70	0.00	6:3	139 140	.6707	22'344'6 ; 22'344'6'	0.000	0.000	70
71	0.00	6:3 5:1	134 143	.6796	22'33'56' ; 22'3456'; 2344'5	0.000	0.000	71
72	0.00	5:1 6:3	122 131	.6871	2'33'45; 22'33'46;22'33'55'+	0.000	0.000	72
73	0.00	6:2	146 161	.6955	22'34'55' ; 233'45'6	0.000	0.000	73
74	31.32	6:3 5:1	132 105	.7035	22'33'46' ; 233'44'	0.286	0.247	74
75	31.45	6:2	153	.7036	22'44'55'	0.398	0.331	75
76	0.00	6:2	168	.7068	23'44'5'6	0.000	0.000	76
77	0.00	6:2	141	.7203	22'3455'	0.000	0.000	77
78	0.00	7:4	179	.7205	22'33'566'	0.000	0.000	78
79	0.00	6:2	130	.7284	22'33'45'	0.000	0.000	79
80	32.28	6:2	137	.7329	22'344'5	2.641	2.200	80
81	0.00	7:4	176	.7305	22'33'466'	0.000	0.000	81
82	32.48	6:2	138 163	.7403	22'344'5' ; 233'4'56 ; +2	0.248	0.207	82
	0.00	6:2	158	.7429	233'44'6	0.000	0.000	83
84	0.00	6:2	129	.7501	22'33'45	0.000	0.000	84
85	0.00	7:3	178	.7537	22'33'55'6	0.000	0.000	85
86	0.00	6:2	166	.7572	2344'56	0.000	0.000	86
87	0.00	7:3	175	.7611	22'33'45'6	0.000	0.000	87

PEAK#	RET. TIME	T-CL:O-CL	IUPAC#	RRT	CONGENERS	WEIGHT %	MOLE %	PEAK#
88	0.00	7:3	187 182	.7653	22'34'55'6 ; 22'344'56'	0.000	0.000	88
89	0.00	6:2	128	.7761	22'33'44'	0.000	0.000	89
90	0.00	7:3	183	.7720	22'344'5'6	0.000	0.000	90
91	0.00	6:1	167	.7814	23'44'55'	0.000	0.000	91
92	0.00	7:3	185	.7848	22'3455'6	0.000	0.000	92
93	0.00	7:3	174 181	.7965	22'33'456' ; 22'344'56	0.000	0.000	93
94	0.00	7:3	177	.8031	22'33'4'56	0.000	0.000	94
95	0.00	7:3 6:1	171 156	.8105	22'33'44'6 ; 233'44'5	0.000	0.000	95
96	0.00	8:4	202	.8089	22'33'55'66'	0.000	0.000	96
97	0.00	6:1	157	.8184	233'44'5'	0.000	0.000	97
98	0.00	7:3	173	.8152	22'33'456	0.000	0.000	98
99	0.00	8:4	200 204	.8197	22'33'45'66' ; 22'344'566'	0.000	0.000	99
100	0.00	7:2	172 192	.8278	22'33'455' ; 233'455'6	0.000	0.000	100
101	0.00	8:4	197	.8293	22'33'44'66'	0.000	0.000	101
102	0.00	7:2	180	.8362	22'344'55'	0.000	0.000	102
103	0.00	7:2	193	.8397	233'4'55'6	0.000	0.000	103
104	0.00	7:2	191	.8447	233'44'5'6	0.000	0.000	104
105	0.00	8:4	199	.8494	22'33'4566'	0.000	0.000	105
106	0.00	7:2	170	.8740	22'33'44'5	0.000	0.000	106
107	0.00	7:2	190	.8740	233'44'56	0.000	0.000	107
108	0.00	8:3	198	.8845	22'33'455'6	0.000	0.000	108
109	0.00	8:3	201	.8875	22'33'4'55'6	0.000	0.000	109
110	0.00	8:3	196 203	.8935	22'33'44'5'6 ; 22'344'55'6	0.000	0.000	110
111	0.00	7:1	189	.9142	233'44'55'	0.000	0.000	111
112	0.00	8:3	195	.9321	22'33'44'56	0.000	0.000	112
113	0.00	9:4	208	.9320	22'33'455'66'	0.000	0.000	113
114	0.00	9:4	207	.9423	22'33'44'566'	0.000	0.000	114
115	0.00	8:2	194	.9620	22'33'44'55'	0.000	0.000	115
116	0.00	8:2	205	.9678	233'44'55'6	0.000	0.000	116
117	0.00	9:3	206	1.010	22'33'44'55'6	0.000	0.000	117
118	0.00	10:4	209	1.050	22'33'44'55'66'	0.000	0.000	118

CONCENTRATION = 0.214 Total ug

TOTAL MICROMOLES = 0.0007

AVERAGE MOLECULAR WEIGHT = 300.6

NUMBER OF CALIBRATED PEAKS FOUND= 42

000310

311825

Sample DIALYSIS BLANK8 Channel: detector 1 Filename: A809418
Acquired 09-JAN-99 20:21 Method J:\MAX99\GC9\QEA0108A Operator: REW
Dilution 1 : 10.000 Amount 1.000
Comments NORTHEAST ANALYTICAL 301 NOTT STREET SCHENECTADY, NY 518-346-4592

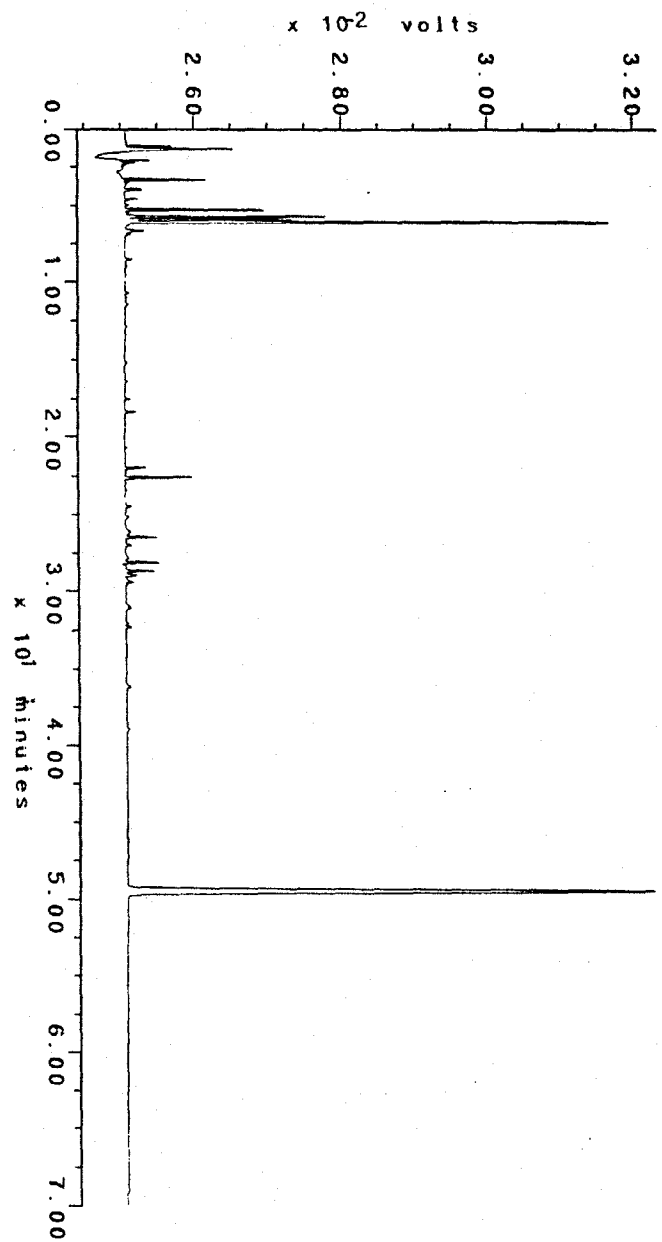

311826

NORTHEAST ANALYTICAL, INC.

301 NOTT STREET
SCHENECTADY, NY 12305
(518) 346-4592

PCB SUMMARY REPORT

NEA FILE NAME: AB09419.hrs

CUSTOMER: GENERAL ELECTRIC COMPANY (QEA)
SAMPLE DESCRIPTION: SPIKE BLANK
COMMENT: 1999 CSPCB SPMD SAMPLES PROJECT GENHUD #150 COC:12/17/98
DATE ACQUIRED: 12-JAN-1999 21:12

Total PCBs in Sample= 104.42 Total ug

PCB Homolog Distribution

Homologs	Wt. %	Mole %
Mono	0.26	0.36
Di	18.30	21.38
Tri	45.55	46.47
Tetra	29.40	26.60
Penta	5.44	4.41
Hexa	1.00	0.74
Hepta	0.07	0.05
Octa	0.00	0.00
Nona	0.00	0.00
Deca	0.00	0.00

NOMINAL 'AROCLOR' Distribution

Aroclor	Indicator Peak (PK#/IUPAC#)	Amount Total ug	Percent SEDIMENT	Percent BIOTA
A1221	2/001	0.2688	2.0	2.0
A1242	23+24/31+28	12.3903	91.5	92.3
A1254SED	61/110	0.8749	6.5	
A1254BIO	***/###	0.7553		5.6
A1260	102/180	0.0049	0.0	0.0
A1268	115/194	0.0000	0.0	0.0

***/###:69+75+82/149+153+138

Ortho Cl / biphenyl Residue = 1.45

Meta + Para Cl / biphenyl Residue = 1.71

TOTAL Cl / biphenyl Residue = 3.16

000312

311827

NORTHEAST ANALYTICAL, INC.

301 NOTT STREET
SCHENECTADY, NY 12305
(518) 346-4592

PCB CONGENER AMOUNT REPORT

NEA FILE NAME: AB09419.mol

CUSTOMER: GENERAL ELECTRIC COMPANY (QEA)
SAMPLE DESCRIPTION: SPIKE BLANK
COMMENT: 1999 CSPCB SPMD SAMPLES PROJECT GENHUD #150 COC:12/17/98
DATE ACQUIRED: 12-JAN-1999 21:12

TYPE FOR MIXED PEAK DECONVOLUTION= S

PEAK NO.	RETENTION TIME	MOLECULAR WT.	PEAK AREA	AMOUNT (Total ug)	Nanomoles
1	0.00	154.20	0.0	0.00000	0.00000
2	17.67	188.70	22.7	0.26877	1.42432
3	0.00	188.70	0.0	0.00000	0.00000
4	0.00	188.70	0.0	0.00000	0.00000
5	19.95	223.10	516.7	2.35200	10.54236
6	20.93	223.10	783.6	0.48556	2.17642
7	21.27	223.10	1039.3	1.36917	6.13702
8	21.46	223.10	5126.8	13.25975	59.43411
9	0.00	223.10	0.0	0.00000	0.00000
10	22.11	257.50	682.0	0.57214	2.22190
11	0.00	257.50	0.0	0.00000	0.00000
12	0.00	223.10	0.0	0.00000	0.00000
13	22.81	223.10	100.1	0.08377	0.37548
14	22.95	249.00	7170.3	6.26813	25.17321
15	23.03	257.50	3957.0	6.89695	26.78427
16	23.31	257.50	1190.0	0.55511	2.15577
17	23.53	257.50	7700.5	7.13788	27.71992
18	0.00	257.50	0.0	0.00000	0.00000
19	23.97	267.90	95.3	0.14785	0.55189
20	24.11	257.50	211.7	0.09681	0.37596
21	24.23	257.50	2202.8	1.50527	5.84571
22	24.30	257.50	1399.7	0.68243	2.65021
23	24.47	257.50	9139.5	5.64612	21.92668
24	24.51	257.50	13640.0	6.74421	26.19111
25	24.81	259.50	9540.3	6.51452	25.10412
[illegible]	25.01	258.70	6867.2	4.53702	17.53777
[illegible]7	25.20	292.00	1484.4	0.96686	3.31116
[illegible]8	0.00	257.50	0.0	0.00000	0.00000
29	25.43	292.00	571.6	0.42407	1.45229
30	0.00	257.50	0.0	0.00000	0.00000
31	25.68	292.00	4210.0	4.26640	14.61096
32	25.82	292.00	4232.4	2.06533	7.07305

000313

311828

[illegible]	25.91	292.00	1858.9	0.62382	2.13637
34	25.96	292.00	2060.6	0.93291	3.19490
35	0.00	292.00	0.0	0.00000	0.00000
36	26.13	257.50	118.4	0.23918	0.92885
37	26.27	292.00	6030.8	3.63139	12.43627
38	26.37	272.40	5272.5	3.74413	13.74497
39	26.65	292.00	7874.0	3.38542	11.59390
[illegible]	0.00	292.00	0.0	0.00000	0.00000
[illegible]	26.78	326.40	52.4	0.09842	0.30153
42	26.86	292.00	1895.3	0.97737	3.34716
43	27.05	298.90	70.3	0.08826	0.29528
44	27.19	298.90	409.2	0.13421	0.44901
45	27.31	292.00	455.2	0.15727	0.53860
46	27.45	292.00	3984.3	1.20285	4.11935
47	27.55	292.00	6654.1	2.60116	8.90808
48	27.64	293.50	8163.8	4.70849	16.04255
49	27.87	324.70	692.5	0.33897	1.04395
50	28.10	292.00	7830.8	2.59713	8.89428
51	28.28	326.40	936.2	0.96463	2.95536
52	28.36	326.40	117.7	0.05840	0.17892
53	28.48	326.40	1312.5	0.68173	2.08863
54	28.62	326.40	882.6	0.28011	0.85818
55	28.84	326.40	38.8	0.00669	0.02050
56	28.91	326.40	187.5	0.08518	0.26097
57	29.06	326.40	846.2	0.29093	0.89133
58	29.19	326.40	1496.1	0.58502	1.79234
59	29.31	326.40	810.8	0.25093	0.76878
60	29.43	360.90	493.6	0.22121	0.61294
61	29.50	315.80	1915.9	0.87486	2.77030
62	0.00	360.90	0.0	0.00000	0.00000
63	29.80	326.40	666.9	0.22475	0.68857
64	30.04	360.90	39.7	0.01841	0.05101
65	30.18	350.50	134.6	0.03617	0.10320
	0.00	360.90	0.0	0.00000	0.00000
67	30.26	336.80	166.3	0.07301	0.21678
68	30.34	326.40	62.1	0.04912	0.15049
69	30.44	337.50	1468.8	0.60530	1.79348
70	0.00	360.90	0.0	0.00000	0.00000
71	30.79	347.80	167.8	0.05322	0.15302
72	30.95	336.80	30.0	0.00711	0.02111
73	31.16	360.90	51.9	0.01997	0.05533
74	31.30	347.80	1558.5	0.40216	1.15630
75	31.45	360.90	183.7	0.06489	0.17980
76	0.00	360.90	0.0	0.00000	0.00000
77	31.93	360.90	64.7	0.03028	0.08390
78	32.04	395.30	88.2	0.04188	0.10594
79	32.18	360.90	40.8	0.02882	0.07986
80	32.25	360.90	35.0	0.00698	0.01934
81	0.00	395.30	0.0	0.00000	0.00000
82	32.50	360.90	258.2	0.08515	0.23594
83	32.67	360.90	63.4	0.01654	0.04583
84	32.84	360.90	31.5	0.00210	0.00582
85	0.00	395.30	0.0	0.00000	0.00000
86	0.00	360.90	0.0	0.00000	0.00000
87	0.00	395.30	0.0	0.00000	0.00000
88	33.53	395.30	35.8	0.01327	0.03357
89	33.66	360.90	78.7	0.01586	0.04395
90	33.82	395.30	14.3	0.00497	0.01257
91	34.06	360.90	7.8	0.00203	0.00562
	0.00	394.30	0.0	0.00000	0.00000
93	34.69	394.30	8.0	0.00283	0.00718
94	0.00	394.30	0.0	0.00000	0.00000
95	35.20	382.20	13.8	0.00455	0.01190
96	0.00	429.80	0.0	0.00000	0.00000
97	0.00	360.90	0.0	0.00000	0.00000
98	0.00	395.30	0.0	0.00000	0.00000

000314

311829

99	0.00	429.80	0.0	0.00000	0.00000
100	0.00	395.30	0.0	0.00000	0.00000
101	0.00	429.80	0.0	0.00000	0.00000
102	36.60	395.30	17.2	0.00489	0.01237
103	0.00	395.30	0.0	0.00000	0.00000
104	0.00	395.30	0.0	0.00000	0.00000
105	0.00	429.80	0.0	0.00000	0.00000
106	38.43	395.30	9.0	0.00160	0.00405
107	0.00	395.30	0.0	0.00000	0.00000
108	0.00	429.80	0.0	0.00000	0.00000
109	0.00	429.80	0.0	0.00000	0.00000
110	0.00	429.80	0.0	0.00000	0.00000
111	0.00	395.30	0.0	0.00000	0.00000
112	0.00	429.80	0.0	0.00000	0.00000
113	0.00	464.20	0.0	0.00000	0.00000
114	0.00	464.20	0.0	0.00000	0.00000
115	0.00	429.80	0.0	0.00000	0.00000
116	0.00	429.80	0.0	0.00000	0.00000
117	0.00	464.20	0.0	0.00000	0.00000
118	0.00	498.60	0.0	0.00000	0.00000

CONCENTRATION = 104.423 Total ug

TOTAL MICROMOLES = 0.3972

AVERAGE MOLECULAR WEIGHT = 262.9

NUMBER OF CALIBRATED PEAKS FOUND= 76

INTERNAL STANDARD RETENTION TIME = 49.40 MINUTES

INTERNAL STANDARD PEAK AREA = 81568.8

NORTHEAST ANALYTICAL, INC.

301 NOTT STREET
SCHENECTADY, NY 12305
(518) 346-4592

CONGENER WEIGHT and MOLE REPORT

NEA FILE NAME: AB09419.mol

CUSTOMER: GENERAL ELECTRIC COMPANY (QEA)
SAMPLE DESCRIPTION: SPIKE BLANK
COMMENT: 1999 CSPCB SPMD SAMPLES PROJECT GENHUD #150 COC:12/17/98
DATE ACQUIRED: 12-JAN-1999 21:12

TYPE FOR MIXED PEAK DECONVOLUTION= S

PEAK#	RET. TIME	T-CL:O-CL	IUPAC#	RRT	CONGENERS	WEIGHT %	MOLE %	PEAK#
	0.00	0:0	000	.0997	BIPHENYL	0.000	0.000	1
2	17.67	1:1	001	.1544	2	0.257	0.359	2
3	0.00	1:0	002	.1937	3	0.000	0.000	3
4	0.00	1:0	003	.1975	4	0.000	0.000	4
5	19.95	2:2	004 010	.2245	22' ; 26	2.252	2.654	5
6	20.93	2:1	007 009	.2566	24 ; 25	0.465	0.548	6
7	21.27	2:1	006	.2709	23'	1.311	1.545	7
8	21.46	2:1	005 008	.2785	23 ; 24'	12.698	14.962	8
9	0.00	2:0	014	.2973	35	0.000	0.000	9
10	22.11	3:3	019	.3045	22'6	0.548	0.559	10
11	0.00	3:2	030	.3165	246	0.000	0.000	11
12	0.00	2:0	011	.3238	33'	0.000	0.000	12
13	22.81	2:0	012 013	.3297	34 ; 34'	0.080	0.095	13
14	22.95	3:2 2:0	018 015	.3387	22'5 ; 44'	6.003	6.337	14
15	23.03	3:2	017	.3398	22'4	6.605	6.743	15
16	23.31	3:2	024 027	.3508	236 ; 23'6	0.532	0.543	16
17	23.53	3:2	016 032	.3625	22'3 ; 24'6	6.836	6.978	17
18	0.00	3:1	023	.3770	235	0.000	0.000	18
19	23.97	3:1 4:4	034 054	.3800	2'35 ; 22'66'	0.142	0.139	19
20	24.11	3:1	029	.3820	245	0.093	0.095	20
21	24.23	3:1	026	.3911	23'5	1.442	1.472	21
22	24.30	3:1	025	.3937	23'4	0.654	0.667	22
23	24.47	3:1	031	.4024	24'5	5.407	5.520	23
24	24.51	3:1 4:3	028 050	.4031	244' ; 22'46	6.459	6.594	24
25	24.81	3:1 4:3	021 033	.4170	233' ; 234 ; 22'56'	6.239	6.320	25
26	25.01	3:1 4:3	022 051	.4267	234' ; 22'46'	4.345	4.415	26
7	25.20	4:3	045	.4334	22'36	0.926	0.834	27
28	0.00	3:1	036	.4379	33'5	0.000	0.000	28
29	25.43	4:3	046	.4450	22'36'	0.406	0.366	29
30	0.00	3:1	039	.4488	34'5	0.000	0.000	30
31	25.68	4:2	052 073	.4554	22'55' ; 23'5'6	4.086	3.678	31

PEAK#	RET. TIME	T-CL:O-CL	IUPAC#	RRT	CONGENERS	WEIGHT %	MOLE %	PEAK#
32	25.82	4:2	049	.4610	22'45	1.978	1.781	32
33	25.91	4:2	047	.4639	22'44'	0.597	0.538	33
34	25.96	4:2	048 075	.4651	22'45 ; 244'6	0.893	0.804	34
35	0.00	4:2	065 062	.4865	2346 ; 2356	0.000	0.000	35
36	26.13	3:0	035	.4738	33'4	0.229	0.234	36
37	26.27	5:4 4:2	104 044	.4832	22'466' ; 22'35'	3.478	3.131	37
38	26.37	3:0 4:2	037 042	.4870	344' ; 22'34' ; 233'6	3.586	3.460	38
39	26.65	4:2	064 071	.4990	23'34 ; 234'6 ; 23'4'6 +	3.242	2.919	39
40	0.00	4:1	068	.5040	23'45' ?	0.000	0.000	40
41	26.78	5:4	096	.5057	22'366'	0.094	0.076	41
42	26.86	4:2	040	.5102	22'33'	0.936	0.843	42
43	27.05	5:3 4:1	103 057	.5155	22'45'6 ; 233'5	0.085	0.074	43
44	27.19	5:3 4:1	100 067	.5212	22'44'6 ; 23'4'5	0.129	0.113	44
45	27.31	4:1	058 063	.5267	233'5' ; 234'5	0.151	0.136	45
46	27.45	4:1 5:3	074 094	.5340	244'5 ; 22'356'	1.152	1.037	46
47	27.55	4:1	070 061	.5407	23'4'5 ; 2'345 ; 2345?	2.491	2.243	47
48	27.64	4:1 5:3	066 095	.5447	23'44' ; 22'356 ; 22'35'6	4.509	4.039	48
49	27.87	5:3 4:1	091 098	.5549	22'34'6 ; 22'3'46 ; 233'4	0.325	0.263	49
50	28.10	4:1	056 060	.5676	233'4' ; 2344'	2.487	2.239	50
51	28.28	6:4 5:3	155 084	.5666	22'44'66' ; 22'33'6; 22'355'	0.924	0.744	51
52	28.36	5:3	089	.5779	22'346'	0.056	0.045	52
53	28.48	5:2	101 090	.5814	22'34'5 ; 22'455'	0.653	0.526	53
54	28.62	5:2	099	.5880	22'44'5	0.268	0.216	54
55	28.84	6:4 5:2	150 112	.5969	22'34'66' ; 233'56 ; 23'44'6	0.006	0.005	55
56	28.91	5:2	083 109	.6029	22'33'5 ; 233'46	0.082	0.066	56
57	29.06	6:4 5:2	152 097	.6062	22'3566' ; 22'345 ; 22'3'45	0.279	0.224	57
58	29.19	5:2	087 111	.6175	22'345' ; 233'55' ; 2344'6	0.560	0.451	58
59	29.31	5:2	085 116	.6224	22'344' ; 23456?	0.240	0.194	59
60	29.43	6:4	136	.6257	22'33'66'	0.212	0.154	60
61	29.50	4:0 5:2	077 110	.6295	33'44' ; 233'4'6	0.838	0.697	61
62	0.00	6:3	154	.6349	22'44'56'	0.000	0.000	62
63	29.80	5:2	082	.6453	22'33'4	0.215	0.173	63
64	30.04	6:3	151	.6499	22'355'6	0.018	0.013	64
65	30.18	6:3 5:1	135 124	.6563	22'33'56' ; 2'344'5	0.035	0.026	65
66	0.00	6:3	144	.6584	22'345'6	0.000	0.000	66
67	30.26	5:1 6:3	107 108	.6628	233'4'5 ; 233'45' ; 22'34'56	0.070	0.055	67
68	30.34	5:1	123	.6658	2'344'5	0.047	0.038	68
69	30.44	6:3 5:1	149 118	.6672	22'34'5'6 ; 23'44'5 ; 233'45	0.580	0.452	69
70	0.00	6:3	139 140	.6707	22'344'6 ; 22'344'6'	0.000	0.000	70
71	30.79	6:3 5:1	134 143	.6796	22'33'56' ; 22'3456'; 2344'5	0.051	0.039	71
72	30.95	5:1 6:3	122 131	.6871	2'33'45; 22'33'46;22'33'55'+	0.007	0.005	72
73	31.16	6:2	146 161	.6955	22'34'55' ; 233'45'6	0.019	0.014	73
74	31.30	6:3 5:1	132 105	.7035	22'33'46' ; 233'44'	0.385	0.291	74
75	31.45	6:2	153	.7036	22'44'55'	0.062	0.045	75
76	0.00	6:2	168	.7068	23'44'5'6	0.000	0.000	76
77	31.93	6:2	141	.7203	22'3455'	0.029	0.021	77
78	32.04	7:4	179	.7205	22'33'566'	0.040	0.027	78
79	32.18	6:2	130	.7284	22'33'45'	0.028	0.020	79
80	32.25	6:2	137	.7329	22'344'5	0.007	0.005	80
81	0.00	7:4	176	.7305	22'33'466'	0.000	0.000	81
82	32.50	6:2	138 163	.7403	22'344'5' ; 233'4'56 ; +2	0.082	0.059	82
83	32.67	6:2	158	.7429	233'44'6	0.016	0.012	83
84	32.84	6:2	129	.7501	22'33'45	0.002	0.001	84
85	0.00	7:3	178	.7537	22'33'55'6	0.000	0.000	85
86	0.00	6:2	166	.7572	2344'56	0.000	0.000	86
87	0.00	7:3	175	.7611	22'33'45'6	0.000	0.000	87

PEAK#	RET. TIME	T-CL:O-CL	IUPAC#	RRT	CONGENERS	WEIGHT %	MOLE %	PEAK#
88	33.53	7:3	187 182	.7653	22'34'55'6 ; 22'344'56'	0.013	0.008	88
89	33.66	6:2	128	.7761	22'33'44'	0.015	0.011	89
90	33.82	7:3	183	.7720	22'344'5'6	0.005	0.003	90
91	34.06	6:1	167	.7814	23'44'55'	0.002	0.001	91
92	0.00	7:3	185	.7848	22'3455'6	0.000	0.000	92
93	34.69	7:3	174 181	.7965	22'33'456' ; 22'344'56	0.003	0.002	93
94	0.00	7:3	177	.8031	22'33'4'56	0.000	0.000	94
95	35.20	7:3 6:1	171 156	.8105	22'33'44'6 ; 233'44'5	0.004	0.003	95
96	0.00	8:4	202	.8089	22'33'55'66'	0.000	0.000	96
97	0.00	6:1	157	.8184	233'44'5'	0.000	0.000	97
98	0.00	7:3	173	.8152	22'33'456	0.000	0.000	98
99	0.00	8:4	200 204	.8197	22'33'45'66' ; 22'344'566'	0.000	0.000	99
100	0.00	7:2	172 192	.8278	22'33'455' ; 233'455'6	0.000	0.000	100
101	0.00	8:4	197	.8293	22'33'44'66'	0.000	0.000	101
102	36.60	7:2	180	.8362	22'344'55'	0.005	0.003	102
103	0.00	7:2	193	.8397	233'4'55'6	0.000	0.000	103
104	0.00	7:2	191	.8447	233'44'5'6	0.000	0.000	104
105	0.00	8:4	199	.8494	22'33'4566'	0.000	0.000	105
106	38.43	7:2	170	.8740	22'33'44'5	0.002	0.001	106
107	0.00	7:2	190	.8740	233'44'56	0.000	0.000	107
108	0.00	8:3	198	.8845	22'33'455'6	0.000	0.000	108
109	0.00	8:3	201	.8875	22'33'4'55'6	0.000	0.000	109
110	0.00	8:3	196 203	.8935	22'33'44'5'6 ; 22'344'55'6	0.000	0.000	110
111	0.00	7:1	189	.9142	233'44'55'	0.000	0.000	111
112	0.00	8:3	195	.9321	22'33'44'56	0.000	0.000	112
113	0.00	9:4	208	.9320	22'33'455'66'	0.000	0.000	113
114	0.00	9:4	207	.9423	22'33'44'566'	0.000	0.000	114
115	0.00	8:2	194	.9620	22'33'44'55'	0.000	0.000	115
116	0.00	8:2	205	.9678	233'44'55'6	0.000	0.000	116
117	0.00	9:3	206	1.010	22'33'44'55'6	0.000	0.000	117
118	0.00	10:4	209	1.050	22'33'44'55'66'	0.000	0.000	118

CONCENTRATION = 104.423 Total ug

TOTAL MICROMOLES = 0.3972

AVERAGE MOLECULAR WEIGHT = 262.9

NUMBER OF CALIBRATED PEAKS FOUND= 76

000318

311833

Sample SPIKE BLANK Channel detector 1 Filename: A809419R
Acquired 12-JAN-99 21:12 Method J:\MAX99\CC9\QEA0112A Operator: REW
Dilution 1 : 100.000 Amount 1.000
Comments NORTHEAST ANALYTICAL 301 NOTT STREET SCHENECTADY, NY 518-346-4592

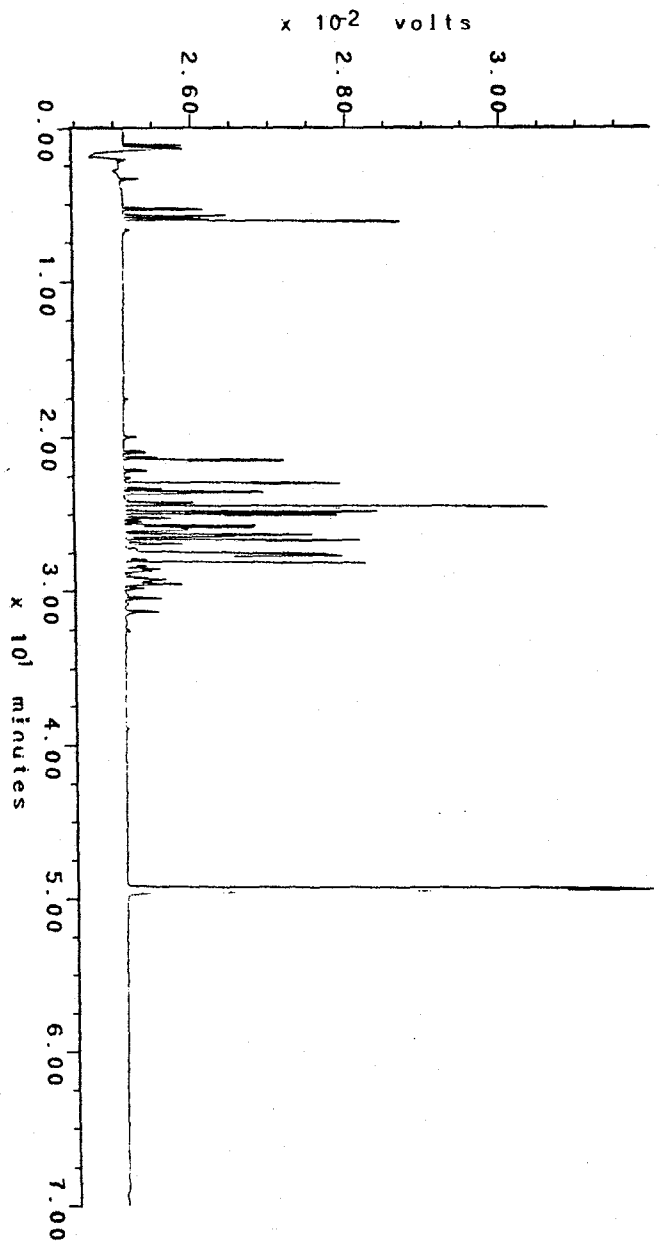

000319

311834

SAMPLE GC INJECTION LOG

MAXIMA 820 METHOD REPORT

Printed: 15-JAN-1999 15:36

QEA SPME SAMPLES QEA0107A

Sample Queue

Queue Parameters

File Path: J:\MAX99\GC9
Starting Index: 1
Raw Sample Weight: -1.000
Volume of Extract: -1.000

Stripchart Parameters

Scaling: Fit to highest valid peak
Peak Labels: None
Regions: 3
Options: , emphasized print mode
x-Axis limits: 3338-12288
y-Axis limits: 0.2520-0.3300

Sample Queue Table

#	Name	Type	Source	File Name	Index	Inj.Volume	Amount	Dilution
1	HEXANE BLANK	UNKN	DISK	990105B1				
2	HEXANE BLANK	UNKN	DISK	990105B2				
3	CAL STD 6.27PPM	STND	DISK	CS0105				
4	HEXANE BLANK	UNKN	DISK	990105B3				
5	0.1 SPME STD	STND	DISK	SS0105A				
6	0.5 SPME STD	STND	DISK	SS0105B				
7	1.0 SPME STD	STND	DISK	SS0105C				
8	5.0 SPME STD	STND	DISK	SS0105D				
9	10 SPME STD	STND	DISK	SS0105E				
10	20 SPME STD	STND	DISK	SS0105F				
11	HEXANE BLANK	UNKN	DISK	990105B4				
12	5.0 SPME CC	UNKN	DISK	SC0107A				
13	PER CHK 1.27PPM	UNKN	DISK	HC0107A				
14	STA1-MID	UNKN	DISK	AB09387R			1.000E+00	1.000E+01
15	STA2-MID	UNKN	DISK	AB09388R			1.000E+00	1.000E+01
16	STA3-MID	UNKN	DISK	AB09389R			1.000E+00	1.000E+01
17	STA4-MID	UNKN	DISK	AB09390R			1.000E+00	1.000E+01
18	STA5-MID	UNKN	DISK	AB09391R			1.000E+00	1.000E+01

000321

311836

19	STA6-MID	UNKN	DISK	A809392R			1.000E+00	1.000E+01
20	STA7-MID	UNKN	DISK	A809393R			1.000E+00	1.000E+01
21	STA10-MID	UNKN	DISK	A809394R			1.000E+00	1.000E+01
22	STA10-MID(DUP)	UNKN	DISK	A809395R			1.000E+00	1.000E+01
23	5.0 SPME CC	UNKN	DISK	SC01078				
24	PER CHK 1.27PPM	UNKN	DISK	HC01078				
25	STA11-SUR	UNKN	DISK	A809396R			1.000E+00	1.000E+01
26	STA11-SUR(DUP)	UNKN	DISK	A809397R			1.000E+00	1.000E+01
27	STA11-BOT	UNKN	DISK	A809398R			1.000E+00	1.000E+01
28	STA13-SUR	UNKN	DISK	A809399R			1.000E+00	1.000E+01
29	STA13-BOT	UNKN	DISK	A809400R			1.000E+00	1.000E+01
30	STA14-SUR	UNKN	DISK	A809401R			1.000E+00	1.000E+01
31	STA14-BOT	UNKN	DISK	A809402R			1.000E+00	1.000E+01
32	STA15-SUR	UNKN	DISK	A809403R			1.000E+00	1.000E+01
33	STA15-SUR(MS)	UNKN	DISK	A809404R			1.000E+00	1.000E+01

Standard Concentrations

MAXIMA 820 METHOD REPORT

Printed: 15-JAN-1999 15:59

QEA SPME SAMPLES QEA0107A

Operating Conditions Gas Chromatography

Operator ID: REW

Injection Method: ON-COL

Sample Size: 0.5UL

Sample Pressure: 24.5 PSI

Column Type: Capillary

Temperature Information

Column Temperature: Program

Injector Temperature: 45-250 @200/MIN

Detector Temperature: 300 DEG.

Column Temperature Program

INITIAL TEMP 50 DEG HOLD 1.00 MIN.
TEMP PROGRAM 6 DEG/MIN
FINAL TEMP 220 DEG HOLD 39.70 MIN.

Column Information

Column 1

Column ID:	DB-1	Solid Support:	N\A
Material:	FUSED SILICA	Percent Load:	0.25 MICRON
Length:	30 METER	Liquid Phase:	DB-1
Internal Diameter:	0.25 mm	Mesh Size:	N\A
Date Packed:	N\A		

Gas Specification for Column 1

Carrier Gas:	HELIUM	Make-Up Gas:	NITROGEN
Flow/Pressure:	24.5 PSI	Make-Up Flow:	35 ML/MIN
Split Ratio:	NONE		
Comment:			

Detector Information

No.	Name	Type	Range	Comment
1	DETECTOR 1 GC9	ECD	10	START AND END CONDITIONS SAME

General Comments

GENERAL ELECTRIC CO.(QUANTITATIVE ENVIRONMENTAL ANALYSIS) CONGENER SPECIFIC PCB SPMD SAMPLES BY GREEN BAY CONGENER SPECIFIC CALIBRATION METHOD.

Stripchart Comment

NORTHEAST ANALYTICAL 301 NOTT STREET SCHENECTADY, NY 518-346-4592

MAXIMA 820 METHOD REPORT

Printed: 15-JAN-1999 15:41

QEA SPME SAMPLES QEA0107B

Sample Queue

Queue Parameters

File Path: J:\MAX99\GC9
Starting Index: 1
Raw Sample Weight: -1.000
Volume of Extract: -1.000

Stripchart Parameters

Scaling: Fit to highest valid peak
Peak Labels: None
Regions: 3
Options: , emphasized print mode
x-Axis limits: 3338-12288
y-Axis limits: 0.2520-0.3300

Sample Queue Table

#	Name	Type	Source	File Name	Index	Inj.Volume	Amount	Dilution
1	HEXANE BLANK	UNKN	DISK	99010581				
2	HEXANE BLANK	UNKN	DISK	99010582				
3	CAL STD 6.27PPM	STND	DISK	CS0105				
4	HEXANE BLANK	UNKN	DISK	99010583				
5	0.1 SPME STD	UNKN	DISK	SS0105A				
6	0.5 SPME STD	UNKN	DISK	SS0105B				
7	1.0 SPME STD	UNKN	DISK	SS0105C				
8	5.0 SPME STD	UNKN	DISK	SS0105D				
9	10 SPME STD	UNKN	DISK	SS0105E				
10	20 SPME STD	UNKN	DISK	SS0105F				
11	HEXANE BLANK	UNKN	DISK	99010584				
12	5.0 SPME CC	UNKN	DISK	SC0107A				
13	PER CHK 1.27PPM	UNKN	DISK	HC0107A				
14	STA1-MID	UNKN	DISK	AB09387R			1.000E+00	1.000E+01
15	STA2-MID	UNKN	DISK	AB09388R			1.000E+00	1.000E+01
16	STA3-MID	UNKN	DISK	AB09389R			1.000E+00	1.000E+01
17	STA4-MID	UNKN	DISK	AB09390R			1.000E+00	1.000E+01
18	STA5-MID	UNKN	DISK	AB09391R			1.000E+00	1.000E+01

000325

19	STA6-MID	UNKN	DISK	AB09392R		1.000E+00	1.000E+01
20	STA7-MID	UNKN	DISK	AB09393R		1.000E+00	1.000E+01
21	STA10-MID	UNKN	DISK	AB09394R		1.000E+00	1.000E+01
22	STA10-MID(DUP)	UNKN	DISK	AB09395R		1.000E+00	1.000E+01
23	5.0 SPKE CC	UNKN	DISK	SC0107B			
24	PER CHK 1.27PPM	UNKN	DISK	HC0107B			
25	STA11-SUR	UNKN	DISK	AB09396R		1.000E+00	1.000E+01
26	STA11-SUR(DUP)	UNKN	DISK	AB09397R		1.000E+00	1.000E+01
27	STA11-BOT	UNKN	DISK	AB09398R		1.000E+00	1.000E+01
28	STA13-SUR	UNKN	DISK	AB09399R		1.000E+00	1.000E+01
29	STA13-BOT	UNKN	DISK	AB09400R		1.000E+00	1.000E+01
30	STA14-SUR	UNKN	DISK	AB09401R		1.000E+00	1.000E+01
31	STA14-BOT	UNKN	DISK	AB09402R		1.000E+00	1.000E+01
32	STA15-SUR	UNKN	DISK	AB09403R		1.000E+00	1.000E+01
33	STA15-SUR(MS)	UNKN	DISK	AB09404R		1.000E+00	1.000E+01

Standard Concentrations

Component	CAL STD 6.27PPM
60 (136)	1 2

MAXIMA 820 METHOD REPORT

Printed: 15-JAN-1999 15:59

QEA SPME SAMPLES QEA0107B

Operating Conditions Gas Chromatography

Operator ID: REW

Injection Method: ON-COL

Sample Size: 0.5UL

Sample Pressure: 24.5 PSI

Column Type: Capillary

Temperature Information

Column Temperature: Program

Injector Temperature: 45-250 @200/MIN

Detector Temperature: 300 DEG.

Column Temperature Program

INITIAL TEMP 50 DEG HOLD 1.00 MIN.
TEMP PROGRAM 6 DEG/MIN
FINAL TEMP 220 DEG HOLD 39.70 MIN.

Column Information

Column 1

Column ID:	DB-1	Solid Support:	N\A
Material:	FUSED SILICA	Percent Load:	0.25 MICRON
Length:	30 METER	Liquid Phase:	DB-1
Internal Diameter:	0.25 mm	Mesh Size:	N\A
Date Packed:	N\A		

Gas Specification for Column 1

Carrier Gas:	HELIUM	Make-Up Gas:	NITROGEN
Flow/Pressure:	24.5 PSI	Make-Up Flow:	35 ML/MIN
Split Ratio:	NONE		
Comment:			

Detector Information

No.	Name	Type	Range	Comment
1	DETECTOR 1 GC9	ECD	10	START AND END CONDITIONS SAME

General Comments

GENERAL ELECTRIC CO.(QUANTITATIVE ENVIRONMENTAL ANALYSIS) CONGENER SPECIFIC PCB SPMD SAMPLES BY GREEN BAY CONGENER SPECIFIC CALIBRATION METHOD.

Stripchart Comment

NORTHEAST ANALYTICAL 301 NOTT STREET SCHENECTADY, NY 518-346-4592

MAXIMA 820 METHOD REPORT

Printed: 15-JAN-1999 15:42

QEA SPME SAMPLES QEA0107S

Sample Queue

Queue Parameters

File Path: J:\MAX99\GC9
Starting Index: 1

Raw Sample Weight: -1.000
Volume of Extract: -1.000

Stripchart Parameters

Scaling: Fit to highest valid peak
Peak Labels: None
Regions: 3
Options: , emphasized print mode

x-Axis limits: 3338-12288
y-Axis limits: 0.2520-0.3300

Sample Queue Table

#	Name	Type	Source	File Name	Index	Inj.Volume	Amount	Dilution
1	HEXANE BLANK	UNKN	DISK	99010581				
2	HEXANE BLANK	UNKN	DISK	99010582				
3	CAL STD 6.27PPM	STND	DISK	CS0105				
4	HEXANE BLANK	UNKN	DISK	99010583				
5	0.1 SPME STD	STND	DISK	SS0105A				
6	0.5 SPME STD	STND	DISK	SS0105B				
7	1.0 SPME STD	STND	DISK	SS0105C				
8	5.0 SPME STD	STND	DISK	SS0105D				
9	10 SPME STD	STND	DISK	SS0105E				
10	20 SPME STD	STND	DISK	SS0105F				
11	HEXANE BLANK	UNKN	DISK	99010584				
12	5.0 SPME CC	UNKN	DISK	SC0107A				
13	PER CHK 1.27PPM	UNKN	DISK	HC0107A				
14	STA1-MID	UNKN	DISK	AB09387R			1.000E+00	1.000E+01
15	STA2-MID	UNKN	DISK	AB09388R			1.000E+00	1.000E+01
16	STA3-MID	UNKN	DISK	AB09389R			1.000E+00	1.000E+01
17	STA4-MID	UNKN	DISK	AB09390R			1.000E+00	1.000E+01
18	STA5-MID	UNKN	DISK	AB09391R			1.000E+00	1.000E+01

000329

311844

19	STA6-MID	UNKN	DISK	A809392R			1.000E+00	1.000E+01
20	STA7-MID	UNKN	DISK	A809393R			1.000E+00	1.000E+01
21	STA10-MID	UNKN	DISK	A809394R			1.000E+00	1.000E+01
22	STA10-MID(DUP)	UNKN	DISK	A809395R			1.000E+00	1.000E+01
23	5.0 SPME CC	UNKN	DISK	SC01078				
24	PER CHK 1.27PPM	UNKN	DISK	HC01078				
25	STA11-SUR	UNKN	DISK	A809396R			1.000E+00	1.000E+01
26	STA11-SUR(DUP)	UNKN	DISK	A809397R			1.000E+00	1.000E+01
27	STA11-BOT	UNKN	DISK	A809398R			1.000E+00	1.000E+01
28	STA13-SUR	UNKN	DISK	A809399R			1.000E+00	1.000E+01
29	STA13-BOT	UNKN	DISK	A809400R			1.000E+00	1.000E+01
30	STA14-SUR	UNKN	DISK	A809401R			1.000E+00	1.000E+01
31	STA14-BOT	UNKN	DISK	A809402R			1.000E+00	1.000E+01
32	STA15-SUR	UNKN	DISK	A809403R			1.000E+00	1.000E+01
33	STA15-SUR(XS)	UNKN	DISK	A809404R			1.000E+00	1.000E+01

Standard Concentrations

STD 5.27PPM	0.1 SPME STD	0.5 SPME STD	1.0 SPME STD	5.0 SPME STD	10 SPME STD	20 SPME STD

000330

311845

MAXIMA 820 METHOD REPORT

Printed: 15-JAN-1999 15:59

QEA SPME SAMPLES QEA0107S

Operating Conditions Gas Chromatography

Operator ID: REW

Injection Method: ON-COL

Sample Size: 0.5UL

Sample Pressure: 24.5 PSI

Column Type: Capillary

Temperature Information

Column Temperature: Program

Injector Temperature: 45-250 @200/MIN

Detector Temperature: 300 DEG.

Column Temperature Program

INITIAL TEMP 50 DEG HOLD 1.00 MIN.
TEMP PROGRAM 6 DEG/MIN
FINAL TEMP 220 DEG HOLD 39.70 MIN.

Column Information

Column 1

Column ID:	DB-1	Solid Support:	N\A
Material:	FUSED SILICA	Percent Load:	0.25 MICRON
Length:	30 METER	Liquid Phase:	DB-1
Internal Diameter:	0.25 mm	Mesh Size:	N\A
Date Packed:	N\A		

Gas Specification for Column 1

Carrier Gas:	HELIUM	Make-Up Gas:	NITROGEN
Flow/Pressure:	24.5 PSI	Make-Up Flow:	35 ML/MIN
Split Ratio:	NONE		
Comment:			

Detector Information

No.	Name	Type	Range	Comment
1	DETECTOR 1 GC9	ECD	10	START AND END CONDITIONS SAME

General Comments

GENERAL ELECTRIC CO.(QUANTITATIVE ENVIRONMENTAL ANALYSIS) CONGENER SPECIFIC PCB SPMD SAMPLES BY GREEN BAY CONGENER SPECIFIC CALIBRATION METHOD.

Stripchart Comment

NORTHEAST ANALYTICAL 301 NOTT STREET SCHENECTADY, NY 518-346-4592

MAXIMA 820 METHOD REPORT

Printed: 15-JAN-1999 15:37

QEA SPME SAMPLES QEA0108A

Sample Queue

Queue Parameters

File Path: J:\MAX99\GC9
Starting Index: 1
Raw Sample Weight: -1.000
Volume of Extract: -1.000

Stripchart Parameters

Scaling: Fit to highest valid peak
Peak Labels: None
Regions: 3
Options: , emphasized print mode
x-Axis limits: 3338-12288
y-Axis limits: 0.2520-0.3300

Sample Queue Table

#	Name	Type	Source	File Name	Index	Inj.Volume	Amount	Dilution
1	HEXANE BLANK	UNKN	DISK	99010581				
2	HEXANE BLANK	UNKN	DISK	99010582				
3	CAL STD 6.27PPM	STND	DISK	CS0105				
4	HEXANE BLANK	UNKN	DISK	99010583				
5	0.1 SPME STD	STND	DISK	SS0105A				
6	0.5 SPME STD	STND	DISK	SS0105B				
7	1.0 SPME STD	STND	DISK	SS0105C				
8	5.0 SPME STD	STND	DISK	SS0105D				
9	10 SPME STD	STND	DISK	SS0105E				
10	20 SPME STD	STND	DISK	SS0105F				
11	HEXANE BLANK	UNKN	DISK	99010584				
12	5.0 SPME CC	UNKN	DISK	SC0108A				
13	PER CHK 1.27PPM	UNKN	DISK	HC0108A				
14	STA15-BOT	UNKN	DISK	AB09405			1.000E+00	1.000E+01
15	STA16A-MID	UNKN	DISK	AB09406			1.000E+00	1.000E+01
16	STA16B-MID	UNKN	DISK	AB09407			1.000E+00	1.000E+01
17	STA17-SUR	UNKN	DISK	AB09408			1.000E+00	1.000E+01
18	STA18A-SUR	UNKN	DISK	AB09409			1.000E+00	1.000E+01

000333

311848

19	STA18A-BOT	UNKN	DISK	AB09410			1.000E+00	1.000E+01
20	STA18B-SUR	UNKN	DISK	AB09411			1.000E+00	1.000E+01
21	STA18B-BOT	UNKN	DISK	AB09412			1.000E+00	1.000E+01
22	STA19-SUR	UNKN	DISK	AB09413			1.000E+00	1.000E+01
23	5.0 SPKE CC	UNKN	DISK	SC0108B				
24	PER CHK 1.27PPM	UNKN	DISK	HC0108B				
25	STA19-BOT	UNKN	DISK	AB09414			1.000E+00	1.000E+01
26	TRIP BLANK #1	UNKN	DISK	AB09415			1.000E+00	1.000E+01
27	TRIP BLANK #2	UNKN	DISK	AB09416			1.000E+00	1.000E+01
28	DIALYSIS BLANKA	UNKN	DISK	AB09417			1.000E+00	1.000E+01
29	DIALYSIS BLANKB	UNKN	DISK	AB09418			1.000E+00	1.000E+01
30	SPIKE BLANK	UNKN	DISK	AB09419			1.000E+00	1.000E+01
31	5.0 SPKE CC	UNKN	DISK	SC0108C				
32	PER CHK 1.27PPM	UNKN	DISK	HC0108C				

Standard Concentrations

MAXIMA 820 METHOD REPORT

Printed: 15-JAN-1999 15:59

QEA SPME SAMPLES QEA0108A

Operating Conditions Gas Chromatography

Operator ID: REW

Injection Method: ON-COL

Sample Size: 0.5UL

Sample Pressure: 24.5 PSI

Column Type: Capillary

Temperature Information

Column Temperature: Program

Injector Temperature: 45-250 @200/MIN

Detector Temperature: 300 DEG.

Column Temperature Program

INITIAL TEMP 50 DEG HOLD 1.00 MIN.
TEMP PROGRAM 6 DEG/MIN
FINAL TEMP 220 DEG HOLD 39.70 MIN.

Column Information

Column 1

Column ID:	DB-1	Solid Support:	N\A
Material:	FUSED SILICA	Percent Load:	0.25 MICRON
Length:	30 METER	Liquid Phase:	DB-1
Internal Diameter:	0.25 mm	Mesh Size:	N\A
Date Packed:	N\A		

Gas Specification for Column 1

Carrier Gas:	HELIUM	Make-Up Gas:	NITROGEN
Flow/Pressure:	24.5 PSI	Make-Up Flow:	35 ML/MIN
Split Ratio:	NONE		
Comment:			

Detector Information

No.	Name	Type	Range	Comment
1	DETECTOR 1 GC9	ECD	10	START AND END CONDITIONS SAME

General Comments

GENERAL ELECTRIC CO.(QUANTITATIVE ENVIRONMENTAL ANALYSIS) CONGENER SPECIFIC PCB SPMD SAMPLES BY GREEN BAY CONGENER SPECIFIC CALIBRATION METHOD.

Stripchart Comment

NORTHEAST ANALYTICAL 301 NOTT STREET SCHENECTADY, NY 518-346-4592

MAXIMA 820 METHOD REPORT

Printed: 15-JAN-1999 15:40

QEA SPME SAMPLES QEA0108B

Sample Queue

Queue Parameters

File Path: J:\MAX99\GC9
Starting Index: 1
Raw Sample Weight: -1.000
Volume of Extract: -1.000

Stripchart Parameters

Scaling: Fit to highest valid peak
Peak Labels: None
Regions: 3
Options: , emphasized print mode
x-Axis limits: 3338-12288
y-Axis limits: 0.2520-0.3300

Sample Queue Table

#	Name	Type	Source	File Name	Index	Inj.Volume	Amount	Dilution
1	HEXANE BLANK	UNKN	DISK	99010581				
2	HEXANE BLANK	UNKN	DISK	99010582				
3	CAL STD 6.27PPM	STND	DISK	CS0105				
4	HEXANE BLANK	UNKN	DISK	99010583				
5	0.1 SPME STD	UNKN	DISK	SS0105A				
6	0.5 SPME STD	UNKN	DISK	SS0105B				
7	1.0 SPME STD	UNKN	DISK	SS0105C				
8	5.0 SPME STD	UNKN	DISK	SS0105D				
9	10 SPME STD	UNKN	DISK	SS0105E				
10	20 SPME STD	UNKN	DISK	SS0105F				
11	HEXANE BLANK	UNKN	DISK	99010584				
12	5.0 SPME CC	UNKN	DISK	SC0108A				
13	PER CHK 1.27PPM	UNKN	DISK	HC0108A				
14	STA15-BOT	UNKN	DISK	A809405			1.000E+00	1.000E+01
15	STA16A-MID	UNKN	DISK	A809406			1.000E+00	1.000E+01
16	STA16B-MID	UNKN	DISK	A809407			1.000E+00	1.000E+01
17	STA17-SUR	UNKN	DISK	A809408			1.000E+00	1.000E+01
18	STA18A-SUR	UNKN	DISK	A809409			1.000E+00	1.000E+01

19	STA18A-BOT	UNKN	DISK	AB09410			1.000E+00	1.000E+01
20	STA18B-SUR	UNKN	DISK	AB09411			1.000E+00	1.000E+01
21	STA18B-BOT	UNKN	DISK	AB09412			1.000E+00	1.000E+01
22	STA19-SUR	UNKN	DISK	AB09413			1.000E+00	1.000E+01
23	5.0 SPKE CC	UNKN	DISK	SC01088				
24	PER CHK 1.27PPM	UNKN	DISK	HC01088				
25	STA19-BOT	UNKN	DISK	AB09414			1.000E+00	1.000E+01
26	TRIP BLANK #1	UNKN	DISK	AB09415			1.000E+00	1.000E+01
27	TRIP BLANK #2	UNKN	DISK	AB09416			1.000E+00	1.000E+01
28	DIALYSIS BLANKA	UNKN	DISK	AB09417			1.000E+00	1.000E+01
29	DIALYSIS BLANKB	UNKN	DISK	AB09418			1.000E+00	1.000E+01
30	SPIKE BLANK	UNKN	DISK	AB09419			1.000E+00	1.000E+01
31	5.0 SPKE CC	UNKN	DISK	SC0108C				
32	PER CHK 1.27PPM	UNKN	DISK	HC0108C				

Standard Concentrations

Component	CAL STD 6.27PPM
60 (136)	2.782E-02

000338

311853

MAXIMA 820 METHOD REPORT

Printed: 15-JAN-1999 15:59

QEA SPME SAMPLES QEA0108B

Operating Conditions Gas Chromatography

Operator ID: REW

Injection Method: ON-COL

Sample Size: 0.5UL

Sample Pressure: 24.5 PSI

Column Type: Capillary

Temperature Information

Column Temperature: Program

Injector Temperature: 45-250 @200/MIN

Detector Temperature: 300 DEG.

Column Temperature Program

INITIAL TEMP 50 DEG HOLD 1.00 MIN.
TEMP PROGRAM 6 DEG/MIN
FINAL TEMP 220 DEG HOLD 39.70 MIN.

Column Information

Column 1

Column ID:	DB-1	Solid Support:	N\A
Material:	FUSED SILICA	Percent Load:	0.25 MICRON
Length:	30 METER	Liquid Phase:	DB-1
Internal Diameter:	0.25 mm	Mesh Size:	N\A
Date Packed:	N\A		

Gas Specification for Column 1

Carrier Gas:	HELIUM	Make-Up Gas:	NITROGEN
Flow/Pressure:	24.5 PSI	Make-Up Flow:	35 ML/MIN
Split Ratio:	NONE		
Comment:			

Detector Information

No.	Name	Type	Range	Comment
1	DETECTOR 1 GC9	ECD	10	START AND END CONDITIONS SAME

General Comments

GENERAL ELECTRIC CO.(QUANTITATIVE ENVIRONMENTAL ANALYSIS) CONGENER SPECIFIC PCB SPMD SAMPLES BY GREEN BAY CONGENER SPECIFIC CALIBRATION METHOD.

Stripchart Comment

NORTHEAST ANALYTICAL 301 NOTT STREET SCHENECTADY, NY 518-346-4592

000340

311855

MAXIMA 820 METHOD REPORT

Printed: 15-JAN-1999 15:42

QEA SPME SAMPLES QEA0108S

Sample Queue

Queue Parameters

File Path: J:\MAX99\GC9
Starting Index: 1

Raw Sample Weight: -1.000
Volume of Extract: -1.000

Stripchart Parameters

Scaling: Fit to highest valid peak
Peak Labels: None
Regions: 3
Options: , emphasized print mode

x-Axis limits: 3338-12288
y-Axis limits: 0.2520-0.3300

Sample Queue Table

#	Name	Type	Source	File Name	Index	Inj.Volume	Amount	Dilution
1	HEXANE BLANK	UNKN	DISK	99010581				
2	HEXANE BLANK	UNKN	DISK	99010582				
3	CAL STD 6.27PPM	STND	DISK	CS0105				
4	HEXANE BLANK	UNKN	DISK	99010583				
5	0.1 SPME STD	STND	DISK	SS0105A				
6	0.5 SPME STD	STND	DISK	SS0105B				
7	1.0 SPME STD	STND	DISK	SS0105C				
8	5.0 SPME STD	STND	DISK	SS0105D				
9	10 SPME STD	STND	DISK	SS0105E				
10	20 SPME STD	STND	DISK	SS0105F				
11	HEXANE BLANK	UNKN	DISK	99010584				
12	5.0 SPME CC	UNKN	DISK	SC0108A				
13	PER CHK 1.27PPM	UNKN	DISK	HC0108A				
14	STA15-BOT	UNKN	DISK	AB09405			1.000E+00	1.000E+01
15	STA16A-MID	UNKN	DISK	AB09406			1.000E+00	1.000E+01
16	STA16B-MID	UNKN	DISK	AB09407			1.000E+00	1.000E+01
17	STA17-SUR	UNKN	DISK	AB09408			1.000E+00	1.000E+01
18	STA18A-SUR	UNKN	DISK	AB09409			1.000E+00	1.000E+01

000341

311856

19	STA18A-BOT	UNKN	DISK	AB09410			1.000E+00	1.000E+01
20	STA18B-SUR	UNKN	DISK	AB09411			1.000E+00	1.000E+01
21	STA18B-BOT	UNKN	DISK	AB09412			1.000E+00	1.000E+01
22	STA19-SUR	UNKN	DISK	AB09413			1.000E+00	1.000E+01
23	5.0 SPME CC	UNKN	DISK	SC0108B				
24	PER CHK 1.27PPM	UNKN	DISK	HC0108B				
25	STA19-BOT	UNKN	DISK	AB09414			1.000E+00	1.000E+01
26	TRIP BLANK #1	UNKN	DISK	AB09415			1.000E+00	1.000E+01
27	TRIP BLANK #2	UNKN	DISK	AB09416			1.000E+00	1.000E+01
28	DIALYSIS BLANKA	UNKN	DISK	AB09417			1.000E+00	1.000E+01
29	DIALYSIS BLANKB	UNKN	DISK	AB09418			1.000E+00	1.000E+01
30	SPIKE BLANK	UNKN	DISK	AB09419			1.000E+00	1.000E+01
31	5.0 SPME CC	UNKN	DISK	SC0108C				
32	PER CHK 1.27PPM	UNKN	DISK	HC0108C				

Standard Concentrations

Component	C

MAXIMA 820 METHOD REPORT

Printed: 15-JAN-1999 15:59

QEA SPME SAMPLES QEA0108S

Operating Conditions Gas Chromatography

Operator ID: REW

Injection Method: ON-COL

Sample Size: 0.5UL

Sample Pressure: 24.5 PSI

Column Type: Capillary

Temperature Information

Column Temperature: Program

Injector Temperature: 45-250 @200/MIN

Detector Temperature: 300 DEG.

Column Temperature Program

INITIAL TEMP 50 DEG HOLD 1.00 MIN.
TEMP PROGRAM 6 DEG/MIN
FINAL TEMP 220 DEG HOLD 39.70 MIN.

Column Information

Column 1

Column ID:	DB-1	Solid Support:	N\A
Material:	FUSED SILICA	Percent Load:	0.25 MICRON
Length:	30 METER	Liquid Phase:	DB-1
Internal Diameter:	0.25 mm	Mesh Size:	N\A
Date Packed:	N\A		

Gas Specification for Column 1

Carrier Gas:	HELIUM	Make-Up Gas:	NITROGEN
Flow/Pressure:	24.5 PSI	Make-Up Flow:	35 ML/MIN
Split Ratio:	NONE		
Comment:			

Detector Information

No.	Name	Type	Range	Comment
1	DETECTOR 1 GC9	ECD	10	START AND END CONDITIONS SAME

General Comments

GENERAL ELECTRIC CO.(QUANTITATIVE ENVIRONMENTAL ANALYSIS) CONGENER SPECIFIC PCB SPMD SAMPLES BY GREEN BAY CONGENER SPECIFIC CALIBRATION METHOD.

Stripchart Comment

NORTHEAST ANALYTICAL 301 NOTT STREET SCHENECTADY, NY 518-346-4592

MAXIMA 820 METHOD REPORT

Printed: 15-JAN-1999 15:38

QEA SPME SAMPLES QEA0112A

Sample Queue

Queue Parameters

File Path: J:\MAX99\GC9
Starting Index: 1
Raw Sample Weight: -1.000
Volume of Extract: -1.000

Stripchart Parameters

Scaling: Fit to highest valid peak
Peak Labels: None
Regions: 3
Options: , emphasized print mode
x-Axis limits: 3338-12288
y-Axis limits: 0.2520-0.3300

Sample Queue Table

#	Name	Type	Source	File Name	Index	Inj.Volume	Amount	Dilution
1	HEXANE BLANK	UNKN	DISK	99010581				
2	HEXANE BLANK	UNKN	DISK	99010582				
3	CAL STD 6.27PPM	STND	DISK	CS0105				
4	HEXANE BLANK	UNKN	DISK	99010583				
5	0.1 SPME STD	STND	DISK	SS0105A				
6	0.5 SPME STD	STND	DISK	SS0105B				
7	1.0 SPME STD	STND	DISK	SS0105C				
8	5.0 SPME STD	STND	DISK	SS0105D				
9	10 SPME STD	STND	DISK	SS0105E				
10	20 SPME STD	STND	DISK	SS0105F				
11	HEXANE BLANK	UNKN	DISK	99011281				
12	5.0 SPME CC	UNKN	DISK	SC0112A				
13	PER CHK 1.27PPM	UNKN	DISK	HC0112A				
14	STA13-SUR	UNKN	DISK	AB9399RE			1.000E+00	1.000E+01
15	STA15-SUR(MS)	UNKN	DISK	AB9404RE			1.000E+00	1.000E+02
16	SPIKE BLANK	UNKN	DISK	AB09419R			1.000E+00	1.000E+02
17	5.0 SPME CC	UNKN	DISK	SC0112B				
18	PER CHK 1.27PPM	UNKN	DISK	HC0112B				

Standard Concentrations

Component	CAL STD 6.27PPM	0.1 SPME STD	0.5 SPME STD	1.0 SPME STD	5.0 SPME STD	10 SPME STD	20 SPME STD
1 (0)	0.000E+00	0.000E+00	0.000E+00	0.000E+00	0.000E+00	0.000E+00	0.000E+00
2 (1)	4.451E-01	Ignore	Ignore	Ignore	0.000E+00	Ignore	Ignore
3 (2)	Ignore	Ignore	Ignore	Ignore	0.000E+00	Ignore	Ignore
4 (3)	2.597E-01	Ignore	Ignore	Ignore	0.000E+00	Ignore	Ignore
				0.000E+00	0.000E+00	Ignore	Ignore

000346

311861

MAXIMA 820 METHOD REPORT

Printed: 15-JAN-1999 15:59

QEA SPME SAMPLES QEA0112A

Operating Conditions Gas Chromatography

Operator ID: REW

Injection Method: ON-COL

Sample Size: 0.5UL

Sample Pressure: 24.5 PSI

Column Type: Capillary

Temperature Information

Column Temperature: Program

Injector Temperature: 45-250 @200/MIN

Detector Temperature: 300 DEG.

Column Temperature Program

INITIAL TEMP 50 DEG HOLD 1.00 MIN.
TEMP PROGRAM 6 DEG/MIN
FINAL TEMP 220 DEG HOLD 39.70 MIN.

Column Information

Column 1

Column ID:	DB-1	Solid Support:	N\A
Material:	FUSED SILICA	Percent Load:	0.25 MICRON
Length:	30 METER	Liquid Phase:	DB-1
Internal Diameter:	0.25 mm	Mesh Size:	N\A
Date Packed:	N\A		

Gas Specification for Column 1

Carrier Gas:	HELIUM	Make-Up Gas:	NITROGEN
Flow/Pressure:	24.5 PSI	Make-Up Flow:	35 ML/MIN
Split Ratio:	NONE		
Comment:			

Detector Information

No.	Name	Type	Range	Comment
1	DETECTOR 1 GCS	ECD	10	START AND END CONDITIONS SAME

General Comments

GENERAL ELECTRIC CO.(QUANTITATIVE ENVIRONMENTAL ANALYSIS) CONGENER SPECIFIC PCB SPMD SAMPLES BY GREEN BAY CONGENER SPECIFIC CALIBRATION METHOD.

Stripchart Comment

NORTHEAST ANALYTICAL 301 NOTT STREET SCHENECTADY, NY 518-346-4592

MAXIMA 820 METHOD REPORT

Printed: 15-JAN-1999 15:39

QEA SPME SAMPLES QEA0112B

Sample Queue

Queue Parameters

File Path: J:\MAX99\GC9
Starting Index: 1
Raw Sample Weight: -1.000
Volume of Extract: -1.000

Stripchart Parameters

Scaling: Fit to highest valid peak
Peak Labels: None
Regions: 3
Options: , emphasized print mode
x-Axis limits: 3338-12288
y-Axis limits: 0.2520-0.3300

Sample Queue Table

#	Name	Type	Source	File Name	Index	Inj.Volume	Amount	Dilution
1	HEXANE BLANK	UNKN	DISK	99010581				
2	HEXANE BLANK	UNKN	DISK	99010582				
3	CAL STD 6.27PPM	STND	DISK	CS0105				
4	HEXANE BLANK	UNKN	DISK	99010583				
5	0.1 SPME STD	UNKN	DISK	SS0105A				
6	0.5 SPME STD	UNKN	DISK	SS0105B				
7	1.0 SPME STD	UNKN	DISK	SS0105C				
8	5.0 SPME STD	UNKN	DISK	SS0105D				
9	10 SPME STD	UNKN	DISK	SS0105E				
10	20 SPME STD	UNKN	DISK	SS0105F				
11	HEXANE BLANK	UNKN	DISK	99011281				
12	5.0 SPME CC	UNKN	DISK	SC0112A				
13	PER CHK 1.27PPM	UNKN	DISK	HC0112A				
14	STA13-SUR	UNKN	DISK	AB9399RE			1.000E+00	1.000E+01
15	STA15-SUR(MS)	UNKN	DISK	AB9404RE			1.000E+00	1.000E+02
16	SPIKE BLANK	UNKN	DISK	AB09419R			1.000E+00	1.000E+02
17	5.0 SPME CC	UNKN	DISK	SC0112B				
18	PER CHK 1.27PPM	UNKN	DISK	HC0112B				

000349

311864

Standard Concentrations

Component	CAL STD 6.27PPM
60 (136)	2.782E-02
61 (77,110))	7.901E-02
62 (154)	Ignore
63 (82)	1.632E-02
64 (151)	6.306E-02
65 (124,135)	1.076E-02
66 (144)	2.226E-02
67(107,108,147)	4.320E-03
68 (123)	Ignore
69(106,118,149)	1.484E-01
70 (139,140)	Ignore
71(114,134,143)	7.490E-03
72(122,31,33,42	1.080E-03
73 (146,161)	1.447E-02
74 (105,132)	5.026E-02

MAXIMA 820 METHOD REPORT

Printed: 15-JAN-1999 15:59

QEA SPME SAMPLES QEA0112B

Operating Conditions Gas Chromatography

Operator ID: REW

Injection Method: ON-COL

Sample Size: 0.5UL

Sample Pressure: 24.5 PSI

Column Type: Capillary

Temperature Information

Column Temperature: Program

Injector Temperature: 45-250 @200/MIN

Detector Temperature: 300 DEG.

Column Temperature Program

INITIAL TEMP 50 DEG HOLD 1.00 MIN.
TEMP PROGRAM 6 DEG/MIN
FINAL TEMP 220 DEG HOLD 39.70 MIN.

Column Information

Column 1

Column ID:	DB-1	Solid Support:	N\A
Material:	FUSED SILICA	Percent Load:	0.25 MICRON
Length:	30 METER	Liquid Phase:	DB-1
Internal Diameter:	0.25 mm	Mesh Size:	N\A
Date Packed:	N\A		

Gas Specification for Column 1

Carrier Gas:	HELIUM	Make-Up Gas:	NITROGEN
Flow/Pressure:	24.5 PSI	Make-Up Flow:	35 ML/MIN
Split Ratio:	NONE		
Comment:			

Detector Information

No.	Name	Type	Range	Comment
1	DETECTOR 1 GC9	ECD	10	START AND END CONDITIONS SAME

General Comments

GENERAL ELECTRIC CO.(QUANTITATIVE ENVIRONMENTAL ANALYSIS) CONGENER SPECIFIC PCB SPMD SAMPLES BY GREEN BAY CONGENER SPECIFIC CALIBRATION METHOD.

Stripchart Comment

NORTHEAST ANALYTICAL 301 NOTT STREET SCHENECTADY, NY 518-346-4592

000352

311867

MAXIMA 820 METHOD REPORT

Printed: 15-JAN-1999 15:43

QEA SPME SAMPLES QEA0112S

Sample Queue

Queue Parameters

File Path: J:\MAX99\GC9
Starting Index: 1
Raw Sample Weight: -1.000
Volume of Extract: -1.000

Stripchart Parameters

Scaling: Fit to highest valid peak
Peak Labels: None
Regions: 3
Options: , emphasized print mode
x-Axis limits: 3338-12288
y-Axis limits: 0.2520-0.3300

Sample Queue Table

#	Name	Type	Source	File Name	Index	Inj.Volume	Amount	Dilution
1	HEXANE BLANK	UNKN	DISK	99010581				
2	HEXANE BLANK	UNKN	DISK	99010582				
3	CAL STD 6.27PPM	STND	DISK	CS0105				
4	HEXANE BLANK	UNKN	DISK	99010583				
5	0.1 SPME STD	STND	DISK	SS0105A				
6	0.5 SPME STD	STND	DISK	SS0105B				
7	1.0 SPME STD	STND	DISK	SS0105C				
8	5.0 SPME STD	STND	DISK	SS0105D				
9	10 SPME STD	STND	DISK	SS0105E				
10	20 SPME STD	STND	DISK	SS0105F				
11	HEXANE BLANK	UNKN	DISK	99011281				
12	5.0 SPME CC	UNKN	DISK	SC0112A				
13	PER CHK 1.27PPM	UNKN	DISK	HC0112A				
14	STA13-SUR	UNKN	DISK	AB9399RE			1.000E+00	1.000E+01
15	STA15-SUR(MS)	UNKN	DISK	AB6404RE			1.000E+00	1.000E+02
16	SPIKE BLANK	UNKN	DISK	AB09419R			1.000E+00	1.000E+02
17	5.0 SPME CC	UNKN	DISK	SC0112B				
18	PER CHK 1.27PPM	UNKN	DISK	HC0112B				

000353

311868

Standard Concentrations

Component	CAL STD 6.27PPM	0.1 SPME STD	0.5 SPME STD	1.0 SPME STD	5.0 SPME STD	10 SPME STD	20 SPME STD
1 (0)	0.000E+00	0.000E+00	0.000E+00	0.000E+00	0.000E+00	0.000E+00	0.000E+00
2 (1)	4.451E-01	Ignore	Ignore	Ignore	Ignore	Ignore	Ignore
3 (2)	Ignore	Ignore	Ignore	Ignore	Ignore	Ignore	Ignore
4 (3)	2.597E-01	Ignore	Ignor				

MAXIMA 820 METHOD REPORT

Printed: 15-JAN-1999 15:58

QEA SPME SAMPLES QEA0112S

Operating Conditions Gas Chromatography

Operator ID: REW

Injection Method: ON-COL

Sample Size: 0.5UL

Sample Pressure: 24.5 PSI

Column Type: Capillary

Temperature Information

Column Temperature: Program

Injector Temperature: 45-250 @200/MIN

Detector Temperature: 300 DEG.

Column Temperature Program

INITIAL TEMP 50 DEG HOLD 1.00 MIN.
TEMP PROGRAM 6 DEG/MIN
FINAL TEMP 220 DEG HOLD 39.70 MIN.

000355

311870

Column Information

Column 1

Column ID:	DB-1	Solid Support:	N\A
Material:	FUSED SILICA	Percent Load:	0.25 MICRON
Length:	30 METER	Liquid Phase:	DB-1
Internal Diameter:	0.25 mm	Mesh Size:	N\A
Date Packed:	N\A		

Gas Specification for Column 1

Carrier Gas:	HELIUM	Make-Up Gas:	NITROGEN
Flow/Pressure:	24.5 PSI	Make-Up Flow:	35 ML/MIN
Split Ratio:	NONE		
Comment:			

Detector Information

No.	Name	Type	Range	Comment
1	DETECTOR 1 GC9	ECD	10	START AND END CONDITIONS SAME

General Comments

GENERAL ELECTRIC CO.(QUANTITATIVE ENVIRONMENTAL ANALYSIS) CONGENER SPECIFIC PCB SPMD SAMPLES BY GREEN BAY CONGENER SPECIFIC CALIBRATION METHOD.

Stripchart Comment

NORTHEAST ANALYTICAL 301 NOTT STREET SCHENECTADY, NY 518-346-4592

DATA SUMMARY PACKAGE FOR:
QUANTITATIVE ENVIRONMENTAL ANALYSIS, LLC
305 WEST GRAND AVENUE
MONTVALE, NEW JERSEY 07645

PROVIDED BY:
NORTHEAST ANALYTICAL, INC.
301 NOTT STREET
SCHENECTADY, NY 12305

SAMPLING SITE: HUDSON RIVER
ANALYTICAL METHOD:
(NEA608CAP) HRGC CAPILLARY TECHNIQUE
SPMD SAMPLES
JANUARY 21, 1999.
98120085: AB09387-AB09419
VOLUME 3 OF 3

STANDARDS SUMMARY TABLES

ISOMER STANDARD EVALUATION SUMMARY
FOR 2,2' DICHLOROBIPHENYL AND 2,6 DICHLOROBIPHENYL
MIXTURE (80%/20%)

Northeast Analytical, Inc.

NYS ELAP ID #11078

Instrument ID: GC #9

GC Column ID: J&W, DB-1 30 Meter, 0.25 mm I.D.

Standard A:	Filename:	DI0630A	Amount:	0.05 PPM	Date:	07/01/98
Standard B:	Filename:	DI0630B	Amount:	0.5 PPM	Date:	07/01/98
Standard C:	Filename:	DI0630C	Amount:	2.5 PPM	Date:	07/01/98

Three Point Initial Calibration Check for Linearity

PEAK NUMBER (*)	RRF STD A	RRF STD B	RRF STD C	% RSD (< 20%)
5 (80% 2,2'/20% 2,6)	2.965226	3.703991	4.153046	16.6

File: Q:\Calib\980716B.WK4

000358

311874

PCB STANDARD EVALUATION SUMMARY
THREE POINT INITIAL CALIBRATION CHECK FOR LINEARITY

LAB NAME: NORTHEAST ANALYTICAL, INC.

LAB CODE: NYS ELAP #11078

INSTRUMENT ID: GC #9

GC COLUMN ID: J&W, DB-1, 30 METER

STANDARD A:	FILENAME: CS0630A	AMT:	6.27 PPM	DATE:	06/30/98	TIME:	22:05
STANDARD B:	FILENAME: CS0630B	AMT:	31.35 PPM	DATE:	07/01/98	TIME:	00:49
STANDARD C:	FILENAME: CS0630C	AMT:	1.27 PPM	DATE:	07/01/98	TIME:	03:32

File:Q/CALIB\980709C.WK4

PCB STANDARD EVALUATION SUMMARY
THREE POINT INITIAL CALIBRATION CHECK FOR LINEARITY

PEAK NUMBER (*)	RRF STD A	RRF STD B	RRF STD C	% RSD (< 20%)
2	9.513381	11.16429	11.25647	9.2
3**	(997.9)			
4	18.60199	21.2085	16.66672	12.1
5	3.77774	4.419628	4.161836	7.8
6	5.170811	6.032893	4.953298	10.6
7	1.097574	1.307498	1.012737	13.3
8	2.197598	2.573075	1.873116	15.8
9**	(10.39)			
10	0.6893728	0.7702611	0.7157523	5.7
11**	(4.14)			
12**	(75.59)			
13	0.6885802	0.7687682	0.5446876	17.0
14	0.7519819	0.8918362	0.6258082	17.6
15	1.469714	1.722782	1.441118	10.0
16	0.3728222	0.4271894	0.3903538	7.0
17	0.788383	0.9153732	0.7461745	10.8
18**	(6.79)			
19**	(6.96)			
20	0.4000224	0.4057873	0.536016	17.2
21	0.5751248	0.6627445	0.539691	10.7
22	0.4095221	0.461953	0.4222041	6.3
23	0.5088076	0.5447292	0.4933536	5.1
24	0.4455964	0.4395152	0.5372657	11.6
25	0.588551	0.613282	0.5509324	5.4
26	0.569151	0.6315259	0.561899	6.5
27	0.5610784	0.6615443	0.4884176	15.2
28**	(11.51)			
29	0.6256927	0.724763	0.601078	10.1
30**	(9.78)			
31	0.8771286	0.9921513	0.6901385	17.9
32	0.4126244	0.4741184	0.3802737	11.3
33	0.288461	0.327177	0.3807883	14.0
34	0.4040113	0.4653119	0.3681458	11.9
35**	(3.41)			
36**	(9.06)			
37	0.5094521	0.5858982	0.4741604	10.9
38	0.64376	0.6872606	0.4725502	18.9
39	0.3727516	0.387917	0.3722399	2.4
40**	(4.4)			

000360

311876

PCB STANDARD EVALUATION SUMMARY
THREE POINT INITIAL CALIBRATION CHECK FOR LINEARITY

PEAK NUMBER (*)	RRF STD A	RRF STD B	RRF STD C	% RSD (< 20%)
41**	(8.42)			
42	0.4350909	0.5029707	0.3741231	14.7
43**	(5.63)			
44	0.2894989	0.311288	0.3000002	3.6
45	0.2933351	0.3253415	0.3294686	6.3
46	0.2591527	0.2772645	0.313009	9.7
47	0.335513	0.347201	0.3147439	4.9
48	0.4961837	0.5136516	0.4967429	2.0
49	0.4087661	0.4789429	0.3932902	10.7
50	0.2861122	0.2803704	0.3128694	5.9
51	0.9129271	1.016248	0.6928189	18.9
52	0.4649071	0.4664651	0.4787402	1.6
53	0.4409603	0.5061588	0.386513	13.5
54	0.2676495	0.3097259	0.3015066	7.6
55	0.138596	0.1527583	0.186724	15.5
56	0.3671046	0.4112569	0.3221842	12.1
57	0.2860573	0.3253392	0.2419134	14.7
58	0.3252823	0.3639649	0.279798	13.0
59	0.262774	0.2932683	0.2925244	6.1
60	0.3739923	0.4448505	0.4004495	8.8
61	0.3833426	0.4223668	0.3429947	10.4
62**	(4.13)			
63	0.2832307	0.3197796	0.2459953	13.0
64	0.3867979	0.4379296	0.3728254	8.6
65	0.2287452	0.254732	0.2358147	5.6
66	0.4921079	0.6058387	0.596814	11.2
67	0.3731412	0.377931	0.3786697	0.8
68**	(3.55)			
69	0.3477991	0.3715075	0.345842	4.0
70**	(3.37)			
71	0.2536862	0.2801503	0.2940848	7.4
72	0.1904891	0.206917	0.2637028	17.4
73	0.3132649	0.3717822	0.3214759	9.4
74	0.2143917	0.2344351	0.2110441	5.8
75	0.2964693	0.319877	0.3016419	4.0
76**	(1.84)			
77	0.3732111	0.4182818	0.4014249	5.7
78	0.4155342	0.4687315	0.359057	13.2
79	0.6189732	0.5634421	0.7343492	13.6
80&81	0.1637167	0.1868511	0.1858922	7.3
82	0.2747097	0.2985977	0.2860053	4.2
83	0.2150691	0.235046	0.2542924	8.4

PCB STANDARD EVALUATION SUMMARY
THREE POINT INITIAL CALIBRATION CHECK FOR LINEARITY

PEAK NUMBER (*)	RRF STD A	RRF STD B	RRF STD C	% RSD (< 20%)
84	0.06037901	0.06894966	0.06037901	7.8
85	0.05230287	0.0608727	0.05140861	9.5
86**	(1.49)			
87	0.04208783	0.04651341	0.0519167	10.5
88	0.03108811	0.03390774	0.02978912	6.7
89	0.01646308	0.01651373	0.0185787	7.0
90	0.2901166	0.3238972	0.3008653	5.7
91	0.2585008	0.291671	0.3388111	13.6
92	0.1780393	0.1948404	0.1799507	5.0
93	0.2945599	0.3213803	0.2935795	5.2
94	0.3271643	0.3720277	0.3321782	7.2
95	0.2690868	0.3063188	0.2930821	6.5
96	0.04309563	0.05065137	0.04406928	8.9
97**	(3.71)			
98	0.1596001	0.1857904	0.1609175	8.7
99	0.308371	0.361731	0.3391652	8.0
100	0.2978945	0.3423328	0.3179525	7.0
101	0.382839	0.3804839	0.35048	4.9
102	0.2384315	0.2368563	0.2466009	2.2
103	0.2651073	0.3013987	0.3012199	7.2
104	0.251646	0.2812144	0.3073752	10.0
105	0.2396699	0.2764599	0.2741675	7.8
106	0.1462083	0.1586702	0.156527	4.3
107	0.1566765	0.1695994	0.1801467	7.0
108	0.1773647	0.1834142	0.2068165	8.2
109	0.4193871	0.4637358	0.4110817	6.6
110	0.3544424	0.3848466	0.3596743	4.4
111	0.1814994	0.1676455	0.2022872	9.5
112	0.1206466	0.132564	0.1407452	7.7
113	0.3228694	0.3431696	0.3679442	6.5
114	0.1757475	0.1718156	0.1743217	1.1
115	0.1525407	0.166469	0.161783	4.4
116	0.1891163	0.1742389	0.2366259	16.3
117	0.1511833	0.1612812	0.162285	3.9
118	0.1124481	0.1316373	0.1453658	12.7

* - Peak Identification can be found in SOP title "NEA608CAP", rev. 3.0, 6/90

** - Manually entered peaks - R.T. established from Mullin et al, 1984.

File:Q:\CALIB\980703A.WK4

000362

311878

PCB RETENTION TIME SUMMARY
INITIAL 72-HOUR RETENTION TIME WINDOW MEASUREMENT

LAB NAME: NORTHEAST ANALYTICAL, INC.

LAB CODE: NYS ELAP #11078

INSTRUMENT ID: GC #9

GC COLUMN ID: J&W, DB-1, 30 METER

STANDARD #1:	FILENAME	HC0613A	DATE:	06/14/98	TIME:	11:55
STANDARD #2:	FILENAME	HC0615A	DATE:	06/16/98	TIME:	09:11
STANDARD #3:	FILENAME	HC0616B	DATE:	06/18/98	TIME:	21:15

File:Q:\CALIB\980702B.WK4

000363

311879

PCB RETENTION TIME SUMMARY
INITIAL 72-HOUR RETENTION TIME WINDOW MEASUREMENT

PEAK # (*)	MEAN R.T.	+/- 3SD	R.T. WINDOW FROM	TO
2	17.17	0.03	17.14	17.20
3**	18.56	0.03	18.53	18.59
4	18.70	0.03	18.67	18.73
5	19.46	0.03	19.43	19.49
6	20.45	0.03	20.42	20.48
7	20.78	0.03	20.75	20.81
8	20.98	0.03	20.95	21.01
9**	21.23	0.03	21.20	21.26
10	21.63	0.03	21.60	21.66
11**	22.09	0.03	22.06	22.12
12**	22.20	0.03	22.17	22.23
13	22.35	0.03	22.32	22.38
14	22.48	0.03	22.45	22.51
15	22.56	0.03	22.53	22.59
16	22.84	0.03	22.81	22.87
17	23.07	0.03	23.04	23.10
18**	23.29	0.03	23.26	23.32
19**	23.50	0.03	23.47	23.53
20	23.65	0.03	23.62	23.68
21	23.77	0.03	23.74	23.80
22	23.84	0.03	23.81	23.87
23	24.02	0.03	23.99	24.05
24	24.06	0.03	24.03	24.09
25	24.36	0.03	24.33	24.39
26	24.55	0.03	24.52	24.58
27	24.75	0.03	24.72	24.78
28**	24.87	0.03	24.84	24.90
29	24.98	0.03	24.95	25.01
30**	25.10	0.03	25.07	25.13
31	25.23	0.03	25.20	25.26
32	25.37	0.03	25.34	25.40
33	25.46	0.03	25.43	25.49
34	25.51	0.03	25.48	25.54
35**	25.60	0.03	25.57	25.63
36**	25.69	0.03	25.66	25.72
37	25.83	0.03	25.80	25.86
38	25.94	0.03	25.91	25.97
39	26.21	0.03	26.18	26.24
40**	26.28	0.03	26.25	26.31

PCB RETENTION TIME SUMMARY
INITIAL 72-HOUR RETENTION TIME WINDOW MEASUREMENT

PEAK # (*)	MEAN R.T.	+/- 3SD	R.T. WINDOW FROM	TO
41**	26.34	0.03	26.31	26.37
42	26.42	0.03	26.39	26.45
43**	26.62	0.03	26.59	26.65
44	26.76	0.03	26.73	26.79
45	26.88	0.03	26.85	26.91
46	27.01	0.03	26.98	27.04
47	27.12	0.03	27.09	27.15
48	27.21	0.03	27.18	27.24
49	27.44	0.03	27.41	27.47
50	27.67	0.03	27.64	27.70
51	27.86	0.03	27.83	27.89
52	27.94	0.03	27.91	27.97
53	28.05	0.03	28.02	28.08
54	28.20	0.03	28.17	28.23
55	28.41	0.03	28.38	28.44
56	28.48	0.03	28.45	28.51
57	28.64	0.03	28.61	28.67
58	28.78	0.03	28.75	28.81
59	28.89	0.03	28.86	28.92
60	28.99	0.03	28.96	29.02
61	29.09	0.03	29.06	29.12
62**	29.23	0.03	29.20	29.26
63	29.39	0.03	29.36	29.42
64	29.63	0.03	29.60	29.66
65	29.75	0.03	29.72	29.78
66	29.80	0.03	29.77	29.83
67	29.86	0.03	29.83	29.89
68**	29.94	0.03	29.91	29.97
69	30.02	0.03	29.99	30.05
70**	30.20	0.03	30.17	30.23
71	30.39	0.03	30.36	30.42
72	30.56	0.03	30.53	30.59
73	30.81	0.03	30.78	30.84
74	30.93	0.03	30.90	30.96
75	31.07	0.03	31.04	31.10
76**	31.30	0.03	31.27	31.33
77	31.54	0.03	31.51	31.57
78	31.61	0.03	31.58	31.64
79	31.79	0.03	31.76	31.82
80&81	31.93	0.03	31.90	31.96
82	32.14	0.03	32.11	32.17
83	32.30	0.03	32.27	32.33

000365

311881

PCB RETENTION TIME SUMMARY
INITIAL 72-HOUR RETENTION TIME WINDOW MEASUREMENT

PEAK # (*)	MEAN R.T.	+/- 3SD	R.T. WINDOW FROM	R.T. WINDOW TO
84	32.48	0.03	32.45	32.51
85	32.79	0.03	32.76	32.82
86**	32.93	0.03	32.90	32.96
87	33.07	0.03	33.04	33.10
88	33.20	0.03	33.17	33.24
89	33.31	0.03	33.28	33.34
90	33.48	0.03	33.45	33.51
91	33.72	0.03	33.69	33.75
92	34.03	0.03	34.00	34.06
93	34.37	0.03	34.34	34.40
94	34.62	0.03	34.59	34.65
95	34.89	0.03	34.86	34.92
96	35.13	0.03	35.10	35.16
97**	35.20	0.03	35.17	35.23
98	35.28	0.03	35.25	35.31
99	35.63	0.03	35.59	35.66
100	35.86	0.03	35.82	35.89
101	36.13	0.03	36.10	36.16
102	36.30	0.03	36.27	36.33
103	36.52	0.03	36.49	36.55
104	36.80	0.05	36.76	36.85
105	37.12	0.03	37.09	37.16
106	38.19	0.06	38.13	38.25
107	38.45	0.03	38.42	38.48
108	39.24	0.03	39.21	39.28
109	39.46	0.05	39.41	39.51
110	39.96	0.05	39.92	40.01
111	41.05	0.06	40.98	41.11
112	42.48	0.06	42.42	42.54
113	42.97	0.08	42.89	43.05
114	43.85	0.03	43.82	43.88
115	45.17	0.03	45.14	45.21
116	46.00	0.06	45.94	46.06
OCN (I.S.)	49.33	0.08	49.25	49.40
117	50.82	0.11	50.71	50.93
118	56.45	0.05	56.41	56.50

* - Peak Identification can be found in SOP title "NEA608CAP", rev. 3.0, 6/90

** - Manually entered peaks - R.T. established from Mullin et al, 1984.

File:Q:\CALIB\980701B.WK4

PCB CONTINUING CALIBRATION SUMMARY
PERFORMANCE EVALUATION STANDARD SUMMARY

LAB NAME: NORTHEAST ANALYTICAL, INC.

LAB CODE: NYS ELAP #11078

INSTRUMENT ID: GC-9

GC COLUMN ID: J&W, DB-1, 30 METER

PERFORMANCE STD A: FILENAME: HC0107A DATE: 01/07/99 TIME: 16:38
KNOWN AMT: 1.27 PPM CALCULATED AMT: 1.24 PPM

PERFORMANCE STD B: FILENAME: HC0107B DATE: 01/08/99 TIME: 07:36
KNOWN AMT: 1.27 PPM CALCULATED AMT: 1.22 PPM

PERFORMANCE STD C: FILENAME: HC0108A DATE: 01/08/99 TIME: 22:35
KNOWN AMT: 1.27 PPM CALCULATED AMT: 1.25 PPM

PCB CONTINUING CALIBRATION SUMMARY
PERFORMANCE EVALUATION STANDARD SUMMARY

LAB NAME: NORTHEAST ANALYTICAL, INC.

LAB CODE: NYS ELAP #11078

INSTRUMENT ID: GC-9

GC COLUMN ID: J&W, DB-1, 30 METER

PERFORMANCE STD A: FILENAME: HC0108B DATE: 01/09/99 TIME: 13:33
KNOWN AMT: 1.27 PPM CALCULATED AMT: 1.20 PPM

PERFORMANCE STD B: FILENAME: HC0108C DATE: 01/10/99 TIME: 00:26
KNOWN AMT: 1.27 PPM CALCULATED AMT: 1.24 PPM

PERFORMANCE STD C: FILENAME: HC0112A DATE: 01/12/99 TIME: 17:07
KNOWN AMT: 1.27 PPM CALCULATED AMT: 1.24 PPM

000367

311884

PCB CONTINUING CALIBRATION SUMMARY
PERFORMANCE EVALUATION STANDARD SUMMARY

LAB NAME: NORTHEAST ANALYTICAL, INC.

LAB CODE: NYS ELAP #11078

INSTRUMENT ID: GC-9

GC COLUMN ID: J&W, DB-1, 30 METER

PERFORMANCE STD A: FILENAME: HC0112B DATE: 01/12/99 TIME: 23:55

KNOWN AMT: 1.27 PPM CALCULATED AMT: 1.24 PPM

PCB CONTINUING CALIBRATION SUMMARY
PERFORMANCE EVALUATION CHECK STANDARD SUMMARY

1.27 PPM HIGH LEVEL STD

% DIFFERENCE DATA

PEAK NUMB.	PEAK DATA		PERF.STD A HC0107A		PERF.STD B HC0107B		PERF.STD C HC0108A	
	AMT. (µg/ml)	% DIFF Limits	AMT. (µg/ml)	% DIFF	AMT. (µg/ml)	% DIFF	AMT. (µg/ml)	% DIFF
7	0.01410	< 30	0.01453	3.05	0.01442	2.27	0.01466	3.97
116	0.00082	< 30	0.000776	5.37	0.000836	1.95	0.000847	3.29
47	0.02522	< 10	0.02489	1.31	0.02425	3.85	0.02496	1.03
93	0.02374	< 10	0.02286	3.71	0.02242	5.56	0.02308	2.78
37	0.03190	< 10	0.03204	0.439	0.03138	1.63	0.03280	2.82
102	0.04526	< 10	0.04250	6.10	0.04175	7.76	0.04193	7.36

CHROMATOGRAPHIC RESOLUTION DATA

STANDARD	PK15 HEIGHT (Isomer 17)	½ PK15 HEIGHT (*) (Isomer 17)	PK14/PK15 VALLEY HT (Iso 18+15/Iso 17)
PERF. STD A	105 mm	52.5 mm	21mm
PERF. STD B	105 mm	52.5 mm	23mm
PERF. STD C	105 mm	52.5 mm	22mm

* - QC CRITERIA: PK14/PK15 VALLEY HEIGHT (Iso 18+15 / Iso 17) </= 1/2 PK15 HEIGHT. (Iso 17)

STANDARD	PK74 HEIGHT (Isomer 132+105)	1/3 PK74 HEIGHT(*) (Isomer 132+105)	PK74/PK75 VALLEY HT (Iso132+105/Iso153)
PERF. STD A	105 mm	35 mm	4mm
PERF. STD B	105 mm	35 mm	3mm
PERF. STD C	105 mm	35 mm	4mm

* - QC CRITERIA: PK74/PK75 VALLEY HEIGHT (Iso132+105 / Iso153) </= 1/3 PK74 HEIGHT. (Iso132+105)

PCB CONTINUING CALIBRATION SUMMARY
PERFORMANCE EVALUATION CHECK STANDARD SUMMARY
1.27 PPM HIGH LEVEL STD

% DIFFERENCE DATA

PEAK NUMB.	PEAK DATA		PERF.STD A HC0108B		PERF.STD B HC0108C		PERF.STD C HC0112A	
	AMT. (µg/ml)	% DIFF Limits	AMT. (µg/ml)	% DIFF	AMT. (µg/ml)	% DIFF	AMT. (µg/ml)	% DIFF
7	0.01410	< 30	0.01426	1.13	0.01468	4.11	0.01437	1.91
116	0.00082	< 30	0.000772	5.85	0.000832	1.46	0.000795	3.05
47	0.02522	< 10	0.02436	3.41	0.02476	1.82	0.02517	0.198
93	0.02374	< 10	0.02248	5.31	0.02279	4.00	0.02323	2.15
37	0.03190	< 10	0.03153	1.16	0.03218	0.878	0.03336	4.58
102	0.04526	< 10	0.04152	8.26	0.04195	7.31	0.04278	5.48

CHROMATOGRAPHIC RESOLUTION DATA

STANDARD	PK15 HEIGHT (Isomer 17)	½ PK15 HEIGHT (*) (Isomer 17)	PK14/PK15 VALLEY HT (Iso 18+15/Iso 17)
PERF. STD A	105 mm	52.5 mm	22mm
PERF. STD B	105 mm	52.5 mm	23mm
PERF. STD C	105 mm	52.5 mm	43mm

* - QC CRITERIA: PK14/PK15 VALLEY HEIGHT (Iso 18+15 / Iso 17) </= 1/2 PK15 HEIGHT. (Iso 17)

STANDARD	PK74 HEIGHT (Isomer 132+105)	1/3 PK74 HEIGHT(*) (Isomer 132+105)	PK74/PK75 VALLEY HT (Iso132+105/Iso153)
PERF. STD A	105 mm	35 mm	3mm
PERF. STD B	105 mm	35 mm	4mm
PERF. STD C	105 mm	35 mm	11mm

* - QC CRITERIA: PK74/PK75 VALLEY HEIGHT (Iso132+105 / Iso153) </= 1/3 PK74 HEIGHT. (Iso132+105)

PCB CONTINUING CALIBRATION SUMMARY
PERFORMANCE EVALUATION CHECK STANDARD SUMMARY

1.27 PPM HIGH LEVEL STD

% DIFFERENCE DATA

PEAK NUMB.	PEAK DATA		PERF.STD A HC0112B		PERF.STD B		PERF.STD C	
	AMT. (µg/ml)	% DIFF Limits	AMT. (µg/ml)	% DIFF	AMT. (µg/ml)	% DIFF	AMT. (µg/ml)	% DIFF
7	0.01410	< 30	0.01459	3.48				
116	0.00082	< 30	0.000774	5.61				
47	0.02522	< 10	0.02506	0.634				
93	0.02374	< 10	0.02305	2.91				
37	0.03190	< 10	0.03282	2.88				
102	0.04526	< 10	0.04255	5.99				

CHROMATOGRAPHIC RESOLUTION DATA

STANDARD	PK15 HEIGHT (Isomer 17)	½ PK15 HEIGHT (*) (Isomer 17)	PK14/PK15 VALLEY HT (Iso 18+15/Iso 17)
PERF. STD A	105 mm	52.5 mm	21mm
PERF. STD B	105 mm	52.5 mm	mm
PERF. STD C	105 mm	52.5 mm	mm

* - QC CRITERIA: PK14/PK15 VALLEY HEIGHT (Iso 18+15 / Iso 17) </= 1/2 PK15 HEIGHT. (Iso 17)

STANDARD	PK74 HEIGHT (Isomer 132+105)	1/3 PK74 HEIGHT(*) (Isomer 132+105)	PK74/PK75 VALLEY HT (Iso132+105/Iso153)
PERF. STD A	105 mm	35 mm	3mm
PERF. STD B	105 mm	35 mm	mm
PERF. STD C	105 mm	35 mm	mm

* - QC CRITERIA: PK74/PK75 VALLEY HEIGHT (Iso132+105 / Iso153) </= 1/3 PK74 HEIGHT. (Iso132+105)

000371

311888

NORTHEAST ANALYTICAL, INC.

PCB CONTINUING CALIBRATION SUMMARY
PERFORMANCE EVALUATION STANDARD SUMMARY

STANDARD:	PERF. STD. A		PERF. STD. B		PERF. STD. C	
FILE:	HC0107A.MOL		HC0107B.MOL		HC0108A.MOL	
PEAK NUMBER	RETENTION TIME (min)	RETENTION TIME WINDOW (+/-)	RETENTION TIME (min)	RETENTION TIME WINDOW (+/-)	RETENTION TIME (min)	RETENTION TIME WINDOW (+/-)
2	17.66	0.03	17.67	0.03	17.67	0.03
3**		0.03		0.03		0.03
4	19.19	0.03	19.19	0.03	19.20	0.03
5	19.94	0.03	19.94	0.03	19.95	0.03
6	20.93	0.03	20.93	0.03	20.93	0.03
7	21.26	0.03	21.26	0.03	21.26	0.03
8	21.46	0.03	21.46	0.03	21.46	0.03
9**		0.03		0.03		0.03
10	22.10	0.03	22.10	0.03	22.11	0.03
11**		0.03		0.03		0.03
12**		0.03		0.03		0.03
13	22.81	0.03	22.81	0.03	22.82	0.03
14	22.95	0.03	22.95	0.03	22.95	0.03
15	23.02	0.03	23.03	0.03	23.03	0.03
16	23.30	0.03	23.30	0.03	23.31	0.03
17	23.52	0.03	23.53	0.03	23.53	0.03
18**		0.03		0.03		0.03
19**	23.96	0.03	23.96	0.03	23.96	0.03
20	24.10	0.03	24.11	0.03	24.11	0.03
21	24.22	0.03	24.22	0.03	24.23	0.03
22	24.29	0.03	24.29	0.03	24.30	0.03
23	24.46	0.03	24.47	0.03	24.47	0.03
24	24.50	0.03	24.51	0.03	24.51	0.03
25	24.80	0.03	24.80	0.03	24.81	0.03
26	25.00	0.03	25.00	0.03	25.01	0.03
27	25.19	0.03	25.19	0.03	25.20	0.03
28**		0.03		0.03		0.03
29	25.42	0.03	25.42	0.03	25.42	0.03
30**		0.03		0.03		0.03
31	25.67	0.03	25.68	0.03	25.68	0.03
32	25.81	0.03	25.81	0.03	25.82	0.03
33	25.90	0.03	25.90	0.03	25.91	0.03
34	25.95	0.03	25.95	0.03	25.96	0.03
35**		0.03		0.03		0.03
36**	26.12	0.03	26.13	0.03	26.13	0.03
37	26.27	0.03	26.27	0.03	26.27	0.03
38	26.37	0.03	26.37	0.03	26.38	0.03
39	26.64	0.03	26.65	0.03	26.65	0.03
40**		0.03		0.03		0.03
41**	26.78	0.03	26.77	0.03	26.78	0.03

NORTHEAST ANALYTICAL, INC.

PCB CONTINUING CALIBRATION SUMMARY
PERFORMANCE EVALUATION STANDARD SUMMARY

STANDARD:	PERF. STD. A		PERF. STD. B		PERF. STD. C	
FILE:	HC0107A.MOL		HC0107B.MOL		HC0108A.MOL	
PEAK NUMBER	RETENTION TIME (min)	RETENTION TIME WINDOW (+/-)	RETENTION TIME (min)	RETENTION TIME WINDOW (+/-)	RETENTION TIME (min)	RETENTION TIME WINDOW (+/-)
42	26.85	0.03	26.85	0.03	26.86	0.03
43**	27.05	0.03	27.05	0.03	27.05	0.03
44	27.19	0.03	27.19	0.03	27.19	0.03
45	27.31	0.03	27.31	0.03	27.32	0.03
46	27.44	0.03	27.44	0.03	27.45	0.03
47	27.54	0.03	27.54	0.03	27.55	0.03
48	27.63	0.03	27.63	0.03	27.64	0.03
49	27.86	0.03	27.86	0.03	27.87	0.03
50	28.09	0.03	28.09	0.03	28.10	0.03
51	28.27	0.03	28.28	0.03	28.28	0.03
52	28.35	0.03	28.35	0.03	28.36	0.03
53	28.47	0.03	28.47	0.03	28.48	0.03
54	28.62	0.03	28.62	0.03	28.62	0.03
55	28.83	0.03	28.83	0.03	28.83	0.03
56	28.89	0.03	28.90	0.03	28.90	0.03
57	29.06	0.03	29.06	0.03	29.06	0.03
58	29.19	0.03	29.19	0.03	29.19	0.03
59	29.30	0.03	29.30	0.03	29.31	0.03
60	29.39	0.03	29.40	0.03	29.40	0.03
61	29.49	0.03	29.50	0.03	29.50	0.03
62**		0.03		0.03		0.03
63	29.79	0.03	29.79	0.03	29.80	0.03
64	30.03	0.03	30.03	0.03	30.04	0.03
65	30.14	0.03	30.15	0.03	30.15	0.03
66	30.20	0.03	30.20	0.03	30.21	0.03
67	30.25	0.03	30.25	0.03	30.26	0.03
68**	30.32	0.03	30.33	0.03	30.33	0.03
69	30.41	0.03	30.42	0.03	30.42	0.03
70**		0.03		0.03		0.03
71	30.77	0.03	30.77	0.03	30.78	0.03
72	30.94	0.03	30.95	0.03	30.95	0.03
73	31.20	0.03	31.19	0.03	31.20	0.03
74	31.30	0.03	31.30	0.03	31.31	0.03
75	31.44	0.03	31.44	0.03	31.45	0.03
76**		0.03		0.03		0.03
77	31.91	0.03	31.91	0.03	31.92	0.03
78	31.97	0.03	31.97	0.03	31.98	0.03
79	32.15	0.03	32.16	0.03	32.17	0.03
80 & 81	32.29	0.03	32.29	0.03	32.30	0.03
82	32.49	0.03	32.49	0.03	32.50	0.03

NORTHEAST ANALYTICAL, INC.

PCB CONTINUING CALIBRATION SUMMARY
PERFORMANCE EVALUATION STANDARD SUMMARY

STANDARD:	PERF. STD. A		PERF. STD. B		PERF. STD. C	
FILE:	HC0107A.MOL		HC0107B.MOL		HC0108A.MOL	
PEAK NUMBER	RETENTION TIME (min)	RETENTION TIME WINDOW (+/-)	RETENTION TIME (min)	RETENTION TIME WINDOW (+/-)	RETENTION TIME (min)	RETENTION TIME WINDOW (+/-)
83	32.65	0.03	32.65	0.03	32.66	0.03
84	32.83	0.03	32.83	0.03	32.85	0.03
85	33.14	0.03	33.14	0.03	33.15	0.03
86**		0.03		0.03		0.03
87	33.40	0.03	33.41	0.03	33.42	0.03
88	33.54	0.03	33.54	0.03	33.55	0.03
89	33.65	0.03	33.65	0.03	33.66	0.03
90	33.81	0.03	33.81	0.03	33.82	0.03
91	34.05	0.03	34.06	0.03	34.06	0.03
92	34.35	0.03	34.36	0.03	34.37	0.03
93	34.69	0.03	34.68	0.03	34.70	0.03
94	34.92	0.03	34.93	0.03	34.94	0.03
95	35.20	0.03	35.20	0.03	35.21	0.03
96	35.43	0.03	35.44	0.03	35.44	0.03
97**		0.03		0.03		0.03
98	35.59	0.03	35.59	0.03	35.60	0.03
99	35.92	0.03	35.92	0.03	35.93	0.03
100	36.15	0.03	36.14	0.03	36.16	0.03
101	36.40	0.03	36.41	0.03	36.42	0.03
102	36.57	0.03	36.58	0.03	36.59	0.03
103	36.79	0.03	36.80	0.03	36.82	0.03
104	37.09	0.05	37.07	0.05	37.09	0.05
105	37.39	0.03	37.39	0.03	37.40	0.03
106	38.44	0.06	38.44	0.06	38.46	0.06
107	38.69	0.03	38.68	0.03	38.71	0.03
108	39.46	0.03	39.47	0.03	39.49	0.03
109	39.69	0.05	39.68	0.05	39.69	0.05
110	40.17	0.05	40.18	0.05	40.20	0.05
111	41.24	0.06	41.25	0.06	41.27	0.06
112	42.64	0.06	42.66	0.06	42.67	0.06
113	43.13	0.08	43.13	0.08	43.15	0.08
114	43.99	0.03	44.00	0.03	44.01	0.03
115	45.29	0.03	45.28	0.03	45.31	0.03
116	46.11	0.06	46.09	0.06	46.14	0.06
117	50.84	0.11	50.82	0.11	50.85	0.11
118	56.45	0.05	56.42	0.05	56.38	0.05

940410:wk

NORTHEAST ANALYTICAL, INC.

PCB CONTINUING CALIBRATION SUMMARY

PERFORMANCE EVALUATION STANDARD SUMMARY

STANDARD:	PERF. STD. A		PERF. STD. B		PERF. STD. C	
FILE:	HC0108B.MOL		HC0108C.MOL			
PEAK NUMBER	RETENTION TIME (min)	RETENTION TIME WINDOW (+/-)	RETENTION TIME (min)	RETENTION TIME WINDOW (+/-)	RETENTION TIME (min)	RETENTION TIME WINDOW (+/-)
2	17.67	0.03	17.67	0.03		0.03
3**		0.03		0.03		0.03
4	19.20	0.03	19.20	0.03		0.03
5	19.95	0.03	19.95	0.03		0.03
6	20.93	0.03	20.93	0.03		0.03
7	21.27	0.03	21.27	0.03		0.03
8	21.46	0.03	21.47	0.03		0.03
9**		0.03		0.03		0.03
10	22.11	0.03	22.11	0.03		0.03
11**		0.03		0.03		0.03
12**		0.03		0.03		0.03
13	22.82	0.03	22.82	0.03		0.03
14	22.95	0.03	22.96	0.03		0.03
15	23.03	0.03	23.03	0.03		0.03
16	23.31	0.03	23.31	0.03		0.03
17	23.53	0.03	23.53	0.03		0.03
18**		0.03		0.03		0.03
19**	23.97	0.03	23.97	0.03		0.03
20	24.11	0.03	24.11	0.03		0.03
21	24.23	0.03	24.23	0.03		0.03
22	24.30	0.03	24.30	0.03		0.03
23	24.47	0.03	24.47	0.03		0.03
24	24.51	0.03	24.51	0.03		0.03
25	24.81	0.03	24.81	0.03		0.03
26	25.01	0.03	25.01	0.03		0.03
27	25.20	0.03	25.20	0.03		0.03
28**		0.03		0.03		0.03
29	25.43	0.03	25.43	0.03		0.03
30**		0.03		0.03		0.03
31	25.68	0.03	25.68	0.03		0.03
32	25.82	0.03	25.81	0.03		0.03
33	25.91	0.03	25.91	0.03		0.03
34	25.96	0.03	25.96	0.03		0.03
35**		0.03		0.03		0.03
36**	26.13	0.03	26.13	0.03		0.03
37	26.27	0.03	26.27	0.03		0.03
38	26.38	0.03	26.38	0.03		0.03
39	26.65	0.03	26.65	0.03		0.03
40**		0.03		0.03		0.03
41**	26.78	0.03	26.78	0.03		0.03

NORTHEAST ANALYTICAL, INC.

PCB CONTINUING CALIBRATION SUMMARY
PERFORMANCE EVALUATION STANDARD SUMMARY

STANDARD:	PERF. STD. A		PERF. STD. B		PERF. STD. C	
FILE:	HC0108B.MOL		HC0108C.MOL			
PEAK NUMBER	RETENTION TIME (min)	RETENTION TIME WINDOW (+/-)	RETENTION TIME (min)	RETENTION TIME WINDOW (+/-)	RETENTION TIME (min)	RETENTION TIME WINDOW (+/-)
42	26.86	0.03	26.86	0.03		0.03
43**	27.05	0.03	27.06	0.03		0.03
44	27.19	0.03	27.19	0.03		0.03
45	27.31	0.03	27.31	0.03		0.03
46	27.45	0.03	27.45	0.03		0.03
47	27.55	0.03	27.55	0.03		0.03
48	27.64	0.03	27.64	0.03		0.03
49	27.87	0.03	27.87	0.03		0.03
50	28.10	0.03	28.10	0.03		0.03
51	28.28	0.03	28.28	0.03		0.03
52	28.36	0.03	28.36	0.03		0.03
53	28.48	0.03	28.48	0.03		0.03
54	28.63	0.03	28.62	0.03		0.03
55	28.84	0.03	28.84	0.03		0.03
56	28.90	0.03	28.91	0.03		0.03
57	29.07	0.03	29.06	0.03		0.03
58	29.19	0.03	29.20	0.03		0.03
59	29.31	0.03	29.31	0.03		0.03
60	29.40	0.03	29.41	0.03		0.03
61	29.50	0.03	29.50	0.03		0.03
62**		0.03		0.03		0.03
63	29.80	0.03	29.80	0.03		0.03
64	30.04	0.03	30.04	0.03		0.03
65	30.16	0.03	30.15	0.03		0.03
66	30.21	0.03	30.21	0.03		0.03
67	30.26	0.03	30.26	0.03		0.03
68**	30.34	0.03	30.34	0.03		0.03
69	30.43	0.03	30.42	0.03		0.03
70**		0.03		0.03		0.03
71	30.78	0.03	30.78	0.03		0.03
72	30.95	0.03	30.96	0.03		0.03
73	31.21	0.03	31.20	0.03		0.03
74	31.32	0.03	31.31	0.03		0.03
75	31.45	0.03	31.45	0.03		0.03
76**		0.03		0.03		0.03
77	31.92	0.03	31.92	0.03		0.03
78	31.98	0.03	31.98	0.03		0.03
79	32.17	0.03	32.17	0.03		0.03
80 & 81	32.30	0.03	32.30	0.03		0.03
82	32.51	0.03	32.50	0.03		0.03

NORTHEAST ANALYTICAL, INC.

PCB CONTINUING CALIBRATION SUMMARY
PERFORMANCE EVALUATION STANDARD SUMMARY

STANDARD:	PERF. STD. A		PERF. STD. B		PERF. STD. C	
FILE:	HC0108B.MOL		HC0108C.MOL			
PEAK NUMBER	RETENTION TIME (min)	RETENTION TIME WINDOW (+/-)	RETENTION TIME (min)	RETENTION TIME WINDOW (+/-)	RETENTION TIME (min)	RETENTION TIME WINDOW (+/-)
83	32.67	0.03	32.66	0.03		0.03
84	32.85	0.03	32.84	0.03		0.03
85	33.15	0.03	33.15	0.03		0.03
86**		0.03		0.03		0.03
87	33.43	0.03	33.42	0.03		0.03
88	33.55	0.03	33.55	0.03		0.03
89	33.67	0.03	33.66	0.03		0.03
90	33.83	0.03	33.82	0.03		0.03
91	34.08	0.03	34.06	0.03		0.03
92	34.37	0.03	34.37	0.03		0.03
93	34.71	0.03	34.70	0.03		0.03
94	34.95	0.03	34.94	0.03		0.03
95	35.22	0.03	35.21	0.03		0.03
96	35.45	0.03	35.44	0.03		0.03
97**		0.03		0.03		0.03
98	35.61	0.03	35.61	0.03		0.03
99	35.94	0.03	35.94	0.03		0.03
100	36.17	0.03	36.17	0.03		0.03
101	36.43	0.03	36.42	0.03		0.03
102	36.60	0.03	36.59	0.03		0.03
103	36.82	0.03	36.82	0.03		0.03
104	37.11	0.05	37.10	0.05		0.05
105	37.41	0.03	37.40	0.03		0.03
106	38.46	0.06	38.45	0.06		0.06
107	38.72	0.03	38.70	0.03		0.03
108	39.50	0.03	39.49	0.03		0.03
109	39.71	0.05	39.70	0.05		0.05
110	40.21	0.05	40.20	0.05		0.05
111	41.28	0.06	41.26	0.06		0.06
112	42.68	0.06	42.66	0.06		0.06
113	43.17	0.08	43.15	0.08		0.08
114	44.03	0.03	44.02	0.03		0.03
115	45.33	0.03	45.31	0.03		0.03
116	46.16	0.06	46.14	0.06		0.06
117	50.88	0.11	50.86	0.11		0.11
118	56.43	0.05	56.40	0.05		0.05

940410.wk

NORTHEAST ANALYTICAL, INC.

PCB CONTINUING CALIBRATION SUMMARY
PERFORMANCE EVALUATION STANDARD SUMMARY

STANDARD:	PERF. STD. A		PERF. STD. B		PERF. STD. C	
FILE:	HC0112A.MOL		HC0112B.MOL			
PEAK NUMBER	RETENTION TIME (min)	RETENTION TIME WINDOW (+/-)	RETENTION TIME (min)	RETENTION TIME WINDOW (+/-)	RETENTION TIME (min)	RETENTION TIME WINDOW (+/-)
2	17.66	0.03	17.67	0.03		0.03
3**		0.03		0.03		0.03
4	19.19	0.03	19.20	0.03		0.03
5	19.94	0.03	19.94	0.03		0.03
6	20.93	0.03	20.93	0.03		0.03
7	21.26	0.03	21.26	0.03		0.03
8	21.46	0.03	21.46	0.03		0.03
9**		0.03		0.03		0.03
10	22.10	0.03	22.11	0.03		0.03
11**		0.03		0.03		0.03
12**		0.03		0.03		0.03
13	22.81	0.03	22.81	0.03		0.03
14	22.95	0.03	22.95	0.03		0.03
15	23.02	0.03	23.03	0.03		0.03
16	23.30	0.03	23.30	0.03		0.03
17	23.53	0.03	23.53	0.03		0.03
18**		0.03		0.03		0.03
19**	23.97	0.03	23.96	0.03		0.03
20	24.10	0.03	24.10	0.03		0.03
21	24.22	0.03	24.22	0.03		0.03
22	24.29	0.03	24.29	0.03		0.03
23	24.47	0.03	24.47	0.03		0.03
24	24.50	0.03	24.51	0.03		0.03
25	24.80	0.03	24.81	0.03		0.03
26	25.00	0.03	25.00	0.03		0.03
27	25.19	0.03	25.19	0.03		0.03
28**		0.03		0.03		0.03
29	25.42	0.03	25.42	0.03		0.03
30**		0.03		0.03		0.03
31	25.67	0.03	25.68	0.03		0.03
32	25.81	0.03	25.81	0.03		0.03
33	25.90	0.03	25.90	0.03		0.03
34	25.95	0.03	25.95	0.03		0.03
35**		0.03		0.03		0.03
36**	26.12	0.03	26.13	0.03		0.03
37	26.26	0.03	26.27	0.03		0.03
38	26.37	0.03	26.37	0.03		0.03
39	26.64	0.03	26.65	0.03		0.03
40**		0.03		0.03		0.03
41**	26.76	0.03	26.78	0.03		0.03

000378

311895

NORTHEAST ANALYTICAL, INC.

PCB CONTINUING CALIBRATION SUMMARY
PERFORMANCE EVALUATION STANDARD SUMMARY

STANDARD:	PERF. STD. A		PERF. STD. B		PERF. STD. C	
FILE:	HC0112A.MOL		HC0112B.MOL			
PEAK NUMBER	RETENTION TIME (min)	RETENTION TIME WINDOW (+/-)	RETENTION TIME (min)	RETENTION TIME WINDOW (+/-)	RETENTION TIME (min)	RETENTION TIME WINDOW (+/-)
42	26.85	0.03	26.86	0.03		0.03
43**	27.05	0.03	27.05	0.03		0.03
44	27.18	0.03	27.19	0.03		0.03
45	27.31	0.03	27.31	0.03		0.03
46	27.44	0.03	27.44	0.03		0.03
47	27.54	0.03	27.55	0.03		0.03
48	27.63	0.03	27.63	0.03		0.03
49	27.86	0.03	27.87	0.03		0.03
50	28.09	0.03	28.10	0.03		0.03
51	28.28	0.03	28.28	0.03		0.03
52	28.35	0.03	28.35	0.03		0.03
53	28.47	0.03	28.48	0.03		0.03
54	28.62	0.03	28.62	0.03		0.03
55	28.83	0.03	28.84	0.03		0.03
56	28.90	0.03	28.90	0.03		0.03
57	29.06	0.03	29.06	0.03		0.03
58	29.19	0.03	29.19	0.03		0.03
59	29.30	0.03	29.30	0.03		0.03
60	29.40	0.03	29.40	0.03		0.03
61	29.50	0.03	29.50	0.03		0.03
62**		0.03		0.03		0.03
63	29.79	0.03	29.79	0.03		0.03
64	30.03	0.03	30.04	0.03		0.03
65	30.15	0.03	30.15	0.03		0.03
66	30.20	0.03	30.20	0.03		0.03
67	30.26	0.03	30.26	0.03		0.03
68**	30.32	0.03	30.33	0.03		0.03
69	30.41	0.03	30.42	0.03		0.03
70**		0.03		0.03		0.03
71	30.77	0.03	30.78	0.03		0.03
72	30.95	0.03	30.95	0.03		0.03
73	31.19	0.03	31.20	0.03		0.03
74	31.30	0.03	31.31	0.03		0.03
75	31.44	0.03	31.45	0.03		0.03
76**		0.03		0.03		0.03
77	31.91	0.03	31.92	0.03		0.03
78	31.97	0.03	31.97	0.03		0.03
79	32.15	0.03	32.17	0.03		0.03
80 & 81	32.29	0.03	32.30	0.03		0.03
82	32.49	0.03	32.50	0.03		0.03

NORTHEAST ANALYTICAL, INC.

PCB CONTINUING CALIBRATION SUMMARY
PERFORMANCE EVALUATION STANDARD SUMMARY

STANDARD:	PERF. STD. A		PERF. STD. B		PERF. STD. C	
FILE:	HC0112A.MOL		HC0112B.MOL			
PEAK NUMBER	RETENTION TIME (min)	RETENTION TIME WINDOW (+/-)	RETENTION TIME (min)	RETENTION TIME WINDOW (+/-)	RETENTION TIME (min)	RETENTION TIME WINDOW (+/-)
83	32.65	0.03	32.66	0.03		0.03
84	32.85	0.03	32.84	0.03		0.03
85	33.14	0.03	33.14	0.03		0.03
86**		0.03		0.03		0.03
87	33.40	0.03	33.41	0.03		0.03
88	33.54	0.03	33.54	0.03		0.03
89	33.65	0.03	33.64	0.03		0.03
90	33.81	0.03	33.82	0.03		0.03
91	34.05	0.03	34.05	0.03		0.03
92	34.35	0.03	34.36	0.03		0.03
93	34.69	0.03	34.70	0.03		0.03
94	34.93	0.03	34.94	0.03		0.03
95	35.20	0.03	35.21	0.03		0.03
96	35.43	0.03	35.44	0.03		0.03
97**		0.03		0.03		0.03
98	35.59	0.03	35.60	0.03		0.03
99	35.92	0.03	35.94	0.03		0.03
100	36.14	0.03	36.15	0.03		0.03
101	36.37	0.03	36.41	0.03		0.03
102	36.58	0.03	36.59	0.03		0.03
103	36.80	0.03	36.82	0.03		0.03
104	37.07	0.05	37.09	0.05		0.05
105	37.39	0.03	37.40	0.03		0.03
106	38.44	0.06	38.44	0.06		0.06
107	38.68	0.03	38.69	0.03		0.03
108	39.45	0.03	39.48	0.03		0.03
109	39.68	0.05	39.69	0.05		0.05
110	40.17	0.05	40.19	0.05		0.05
111	41.21	0.06	41.25	0.06		0.06
112	42.64	0.06	42.67	0.06		0.06
113	43.12	0.08	43.13	0.08		0.08
114	43.98	0.03	44.00	0.03		0.03
115	45.28	0.03	45.31	0.03		0.03
116	46.11	0.06	46.10	0.06		0.06
117	50.83	0.11	50.87	0.11		0.11
118	56.43	0.05	56.43	0.05		0.05

940410:wk

311897

000380

STANDARDS / QC SAMPLE RAW DATA

NORTHEAST ANALYTICAL, INC.

301 NOTT STREET
SCHENECTADY, NY 12305
(518) 346-4592

PCB SUMMARY REPORT

NEA FILE NAME: HC0107A.hrs

CUSTOMER: GENERAL ELECTRIC COMPANY (QEA)
SAMPLE DESCRIPTION: PER CHK 1.27PPM
COMMENT: 1999 CSPCB SPMD SAMPLES PROJECT GENHUD #150 COC:12/17/98
DATE ACQUIRED: 7-JAN-1999 16:38

Total PCBs in Sample= 1.24 PPM

PCB Homolog Distribution

Homologs	Wt. %	Mole %
Mono	10.35	15.42
Di	13.76	17.26
Tri	16.91	18.44
Tetra	21.59	20.84
Penta	8.72	7.50
Hexa	8.10	6.36
Hepta	12.96	9.23
Octa	7.02	4.59
Nona	0.58	0.35
Deca	0.01	0.00

NOMINAL 'AROCLOR' Distribution

Aroclor	Indicator Peak (PK#/IUPAC#)	Amount PPM	Percent SEDIMENT	Percent BIOTA
A1221	2/001	0.0781	37.4	30.1
A1242	23+24/31+28	0.0591	28.3	22.8
A1254SED	61/110	0.0163	7.8	
A1254BIO	***/###	0.0672		25.9
A1260	102/180	0.0425	20.4	16.4
A1268	115/194	0.0125	6.0	4.8

***/###:69+75+82/149+153+138

:tho Cl / biphenyl Residue = 1.57

eta + Para Cl / biphenyl Residue = 2.12

TOTAL Cl / biphenyl Residue = 3.69

000382

311899

NORTHEAST ANALYTICAL, INC.

301 NOTT STREET
SCHENECTADY, NY 12305
(518) 346-4592

PCB CONGENER AMOUNT REPORT

NEA FILE NAME: HC0107A.mol

CUSTOMER: GENERAL ELECTRIC COMPANY (QEA)
SAMPLE DESCRIPTION: PER CHK 1.27PPM
COMMENT: 1999 CSPCB SPMD SAMPLES PROJECT GENHUD #150 COC:12/17/98
DATE ACQUIRED: 7-JAN-1999 16:38

TYPE FOR MIXED PEAK DECONVOLUTION= S

PEAK NO.	RETENTION TIME	MOLECULAR WT.	PEAK AREA	AMOUNT (PPM)	Nanomoles/g(ml) Sample
1	0.00	154.20	0.0	0.00000	0.00000
2	17.66	188.70	708.9	0.07805	0.41362
3	0.00	188.70	0.0	0.00000	0.00000
4	19.19	188.70	229.5	0.05054	0.26783
5	19.94	223.10	548.5	0.02326	0.10426
6	20.93	223.10	1558.4	0.00900	0.04034
7	21.26	223.10	1183.4	0.01453	0.06513
8	21.46	223.10	4724.5	0.11385	0.51031
9	0.00	223.10	0.0	0.00000	0.00000
10	22.10	257.50	255.5	0.00200	0.00777
11	0.00	257.50	0.0	0.00000	0.00000
12	0.00	223.10	0.0	0.00000	0.00000
13	22.81	223.10	343.5	0.00268	0.01201
14	22.95	249.00	3771.7	0.03072	0.12337
15	23.02	257.50	1599.7	0.02598	0.10089
16	23.30	257.50	411.5	0.00179	0.00695
17	23.52	257.50	3323.6	0.02871	0.11150
18	0.00	257.50	0.0	0.00000	0.00000
19	23.96	267.90	47.9	0.00069	0.00258
20	24.10	257.50	79.7	0.00034	0.00132
21	24.22	257.50	868.9	0.00553	0.02148
22	24.29	257.50	498.5	0.00226	0.00878
23	24.46	257.50	5016.9	0.02888	0.11216
24	24.50	257.50	6550.7	0.03018	0.11720
25	24.80	259.50	4625.8	0.02943	0.11341
[illegible]	25.00	258.70	3218.6	0.01981	0.07658
27	25.19	292.00	1140.2	0.00692	0.02370
28	0.00	257.50	0.0	0.00000	0.00000
29	25.42	292.00	434.9	0.00301	0.01031
30	0.00	257.50	0.0	0.00000	0.00000
31	25.67	292.00	4388.1	0.04143	0.14188
32	25.81	292.00	3831.7	0.01742	0.05966

000383

311900

33	25.90	292.00	1700.0	0.00537	0.01839
34	25.95	292.00	1704.2	0.00719	0.02462
35	0.00	292.00	0.0	0.00000	0.00000
36	26.12	257.50	64.2	0.00121	0.00470
37	26.27	292.00	5710.8	0.03204	0.10973
38	26.37	272.40	3356.0	0.02221	0.08153
39	26.64	292.00	7027.3	0.02815	0.09640
	0.00	292.00	0.0	0.00000	0.00000
[illegible]	26.78	326.40	61.6	0.00108	0.00331
42	26.85	292.00	1584.7	0.00761	0.02606
43	27.05	298.90	59.8	0.00070	0.00234
44	27.19	298.90	250.0	0.00076	0.00254
45	27.31	292.00	409.5	0.00132	0.00452
46	27.44	292.00	3833.0	0.01078	0.03692
47	27.54	292.00	6833.3	0.02489	0.08524
48	27.63	293.50	9097.9	0.04889	0.16658
49	27.86	324.70	834.3	0.00381	0.01173
50	28.09	292.00	7066.4	0.02184	0.07479
51	28.27	326.40	1700.9	0.01633	0.05003
52	28.35	326.40	158.2	0.00073	0.00224
53	28.47	326.40	2996.4	0.01450	0.04442
54	28.62	326.40	1528.9	0.00452	0.01385
55	28.83	326.40	83.8	0.00013	0.00040
56	28.89	326.40	282.8	0.00120	0.00368
57	29.06	326.40	1443.8	0.00463	0.01419
58	29.19	326.40	2540.2	0.00926	0.02837
59	29.30	326.40	1506.6	0.00434	0.01330
60	29.39	360.90	1184.5	0.00495	0.01372
61	29.49	315.80	3839.3	0.01634	0.05174
62	0.00	360.90	0.0	0.00000	0.00000
63	29.79	326.40	1092.7	0.00343	0.01051
64	30.03	360.90	3006.0	0.01300	0.03602
[illegible]	30.14	350.50	909.7	0.00228	0.00650
[illegible]	30.20	360.90	711.9	0.00402	0.01114
67	30.25	336.80	265.7	0.00109	0.00324
68	30.32	326.40	80.2	0.00059	0.00181
69	30.41	337.50	7389.5	0.02837	0.08406
70	0.00	360.90	0.0	0.00000	0.00000
71	30.77	347.80	465.6	0.00138	0.00397
72	30.94	336.80	114.0	0.00025	0.00074
73	31.20	360.90	777.0	0.00279	0.00773
74	31.30	347.80	4025.3	0.00968	0.02783
75	31.44	360.90	6283.1	0.02067	0.05727
76	0.00	360.90	0.0	0.00000	0.00000
77	31.91	360.90	2856.4	0.01245	0.03450
78	31.97	395.30	2419.7	0.01070	0.02707
79	32.15	360.90	62.0	0.00041	0.00114
80	32.29	360.90	911.5	0.00170	0.00471
81	0.00	395.30	0.0	0.00000	0.00000
82	32.49	360.90	5925.1	0.01821	0.05046
83	32.65	360.90	624.3	0.00152	0.00421
84	32.83	360.90	121.2	0.00008	0.00022
85	33.14	395.30	1364.1	0.00794	0.02009
86	0.00	360.90	0.0	0.00000	0.00000
87	33.40	395.30	264.6	0.00120	0.00304
88	33.54	395.30	7788.0	0.02692	0.06810
89	33.65	360.90	330.9	0.00062	0.00172
90	33.81	395.30	3639.0	0.01179	0.02983
91	34.05	360.90	91.9	0.00022	0.00061
	34.35	394.30	1605.9	0.00320	0.00812
[illegible]3	34.69	394.30	6938.2	0.02286	0.05798
	34.92	394.30	3260.9	0.01184	0.03003
95	35.20	382.20	1736.8	0.00533	0.01395
96	35.43	429.80	971.8	0.00047	0.00109
97	0.00	360.90	0.0	0.00000	0.00000
98	35.59	395.30	105.2	0.00019	0.00048

000384

311901

99	35.92	429.80	762.4	0.00269	0.00626
100	36.15	395.30	1100.2	0.00377	0.00954
101	36.40	429.80	197.0	0.00070	0.00163
102	36.57	395.30	15996.7	0.04250	0.10751
103	36.79	395.30	899.1	0.00272	0.00688
104	37.09	395.30	248.7	0.00070	0.00177
105	37.39	429.80	1049.4	0.00296	0.00689
6	38.44	395.30	5148.6	0.00855	0.02163
07	38.69	395.30	1419.9	0.00256	0.00648
108	39.46	429.80	387.3	0.00080	0.00186
109	39.69	429.80	6750.9	0.03158	0.07348
110	40.17	429.80	7771.9	0.03102	0.07217
111	41.24	395.30	94.5	0.00022	0.00056
112	42.64	429.80	2652.3	0.00365	0.00849
113	43.13	464.20	469.2	0.00171	0.00368
114	43.99	464.20	257.1	0.00049	0.00106
115	45.29	429.80	7266.4	0.01252	0.02913
116	46.11	429.80	362.7	0.00078	0.00181
117	50.84	464.20	2932.1	0.00495	0.01066
118	56.45	498.60	38.5	0.00007	0.00014

CONCENTRATION = 1.242 PPM

TOTAL MICROMOLES = 0.0044

AVERAGE MOLECULAR WEIGHT = 281.1

NUMBER OF CALIBRATED PEAKS FOUND= 102

INTERNAL STANDARD RETENTION TIME = 49.36 MINUTES

INTERNAL STANDARD PEAK AREA = 87542.6

NORTHEAST ANALYTICAL, INC.

301 NOTT STREET
SCHENECTADY, NY 12305
(518) 346-4592

CONGENER WEIGHT and MOLE REPORT

NEA FILE NAME: HC0107A.mol

CUSTOMER: GENERAL ELECTRIC COMPANY (QEA)
SAMPLE DESCRIPTION: PER CHK 1.27PPM
COMMENT: 1999 CSPCB SPMD SAMPLES PROJECT GENHUD #150 COC:12/17/98
DATE ACQUIRED: 7-JAN-1999 16:38

TYPE FOR MIXED PEAK DECONVOLUTION= S

PEAK#	RET. TIME	T-CL:O-CL	IUPAC#	RRT	CONGENERS	WEIGHT %	MOLE %	PEAK#
	0.00	0:0	000	.0997	BIPHENYL	0.000	0.000	1
2	17.66	1:1	001	.1544	2	6.285	9.362	2
3	0.00	1:0	002	.1937	3	0.000	0.000	3
4	19.19	1:0	003	.1975	4	4.069	6.062	4
5	19.94	2:2	004 010	.2245	22' ; 26	1.873	2.360	5
6	20.93	2:1	007 009	.2566	24 ; 25	0.725	0.913	6
7	21.26	2:1	006	.2709	23'	1.170	1.474	7
8	21.46	2:1	005 008	.2785	23 ; 24'	9.167	11.550	8
9	0.00	2:0	014	.2973	35	0.000	0.000	9
10	22.10	3:3	019	.3045	22'6	0.161	0.176	10
11	0.00	3:2	030	.3165	246	0.000	0.000	11
12	0.00	2:0	011	.3238	33'	0.000	0.000	12
13	22.81	2:0	012 013	.3297	34 ; 34'	0.216	0.272	13
14	22.95	3:2 2:0	018 015	.3387	22'5 ; 44'	2.474	2.792	14
15	23.02	3:2	017	.3398	22'4	2.092	2.284	15
16	23.30	3:2	024 027	.3508	236 ; 23'6	0.144	0.157	16
17	23.52	3:2	016 032	.3625	22'3 ; 24'6	2.312	2.524	17
18	0.00	3:1	023	.3770	235	0.000	0.000	18
19	23.96	3:1 4:4	034 054	.3800	2'35 ; 22'66'	0.056	0.058	19
20	24.10	3:1	029	.3820	245	0.027	0.030	20
21	24.22	3:1	026	.3911	23'5	0.445	0.486	21
22	24.29	3:1	025	.3937	23'4	0.182	0.199	22
23	24.46	3:1	031	.4024	24'5	2.325	2.539	23
24	24.50	3:1 4:3	028 050	.4031	244' ; 22'46	2.430	2.653	24
25	24.80	3:1 4:3	021 033	.4170	233' ; 234 ; 22'56'	2.370	2.567	25
26	25.00	3:1 4:3	022 051	.4267	234' ; 22'46'	1.595	1.733	26
	25.19	4:3	045	.4334	22'36	0.557	0.536	27
[illegible]	0.00	3:1	036	.4379	33'5	0.000	0.000	28
[illegible]	25.42	4:3	046	.4450	22'36'	0.242	0.233	29
30	0.00	3:1	039	.4488	34'5	0.000	0.000	30
31	25.67	4:2	052 073	.4554	22'55' ; 23'5'6	3.336	3.211	31

000386

311903

PEAK#	RET. TIME	T-CL:O-CL	IUPAC#	RRT	CONGENERS	WEIGHT %	MOLE %	PEAK#
32	25.81	4:2	049	.4610	22'45	1.403	1.350	32
33	25.90	4:2	047	.4639	22'44'	0.432	0.416	33
34	25.95	4:2	048 075	.4651	22'45 ; 244'6	0.579	0.557	34
35	0.00	4:2	065 062	.4865	2346 ; 2356	0.000	0.000	35
36	26.12	3:0	035	.4738	33'4	0.097	0.106	36
37	26.27	5:4 4:2	104 044	.4832	22'466' ; 22'35'	2.580	2.484	37
38	26.37	3:0 4:2	037 042	.4870	344' ; 22'34' ; 233'6	1.788	1.845	38
39	26.64	4:2	064 071	.4990	23'34 ; 234'6 ; 23'4'6 +	2.267	2.182	39
40	0.00	4:1	068	.5040	23'45' ?	0.000	0.000	40
41	26.78	5:4	096	.5057	22'366'	0.087	0.075	41
42	26.85	4:2	040	.5102	22'33'	0.613	0.590	42
43	27.05	5:3 4:1	103 057	.5155	22'45'6 ; 233'5	0.056	0.053	43
44	27.19	5:3 4:1	100 067	.5212	22'44'6 ; 23'4'5	0.061	0.058	44
45	27.31	4:1	058 063	.5267	233'5' ; 234'5	0.106	0.102	45
46	27.44	4:1 5:3	074 094	.5340	244'5 ; 22'356'	0.868	0.836	46
47	27.54	4:1	070 061	.5407	23'4'5 ; 2'345 ; 2345?	2.004	1.929	47
48	27.63	4:1 5:3	066 095	.5447	23'44' ; 22'356 ; 22'35'6	3.937	3.770	48
49	27.86	5:3 4:1	091 098	.5549	22'34'6 ; 22'3'46 ; 233'4	0.307	0.266	49
50	28.09	4:1	056 060	.5676	233'4' ; 2344'	1.759	1.693	50
51	28.27	6:4 5:3	155 084	.5666	22'44'66' ; 22'33'6; 22'355'	1.315	1.132	51
52	28.35	5:3	089	.5779	22'346'	0.059	0.051	52
53	28.47	5:2	101 090	.5814	22'34'5 ; 22'455'	1.168	1.005	53
54	28.62	5:2	099	.5880	22'44'5	0.364	0.313	54
55	28.83	6:4 5:2	150 112	.5969	22'34'66' ; 233'56 ; 23'44'6	0.010	0.009	55
56	28.89	5:2	083 109	.6029	22'33'5 ; 233'46	0.097	0.083	56
57	29.06	6:4 5:2	152 097	.6062	22'3566' ; 22'345 ; 22'3'45	0.373	0.321	57
58	29.19	5:2	087 111	.6175	22'345' ; 233'55' ; 2344'6	0.746	0.642	58
59	29.30	5:2	085 116	.6224	22'344' ; 23456?	0.349	0.301	59
60	29.39	6:4	136	.6257	22'33'66'	0.399	0.310	60
61	29.49	4:0 5:2	077 110	.6295	33'44' ; 233'4'6	1.316	1.171	61
62	0.00	6:3	154	.6349	22'44'56'	0.000	0.000	62
63	29.79	5:2	082	.6453	22'33'4	0.276	0.238	63
64	30.03	6:3	151	.6499	22'355'6	1.047	0.815	64
65	30.14	6:3 5:1	135 124	.6563	22'33'56' ; 2'344'5	0.184	0.147	65
66	30.20	6:3	144	.6584	22'345'6	0.324	0.252	66
67	30.25	5:1 6:3	107 108	.6628	233'4'5 ; 233'45' ; 22'34'56	0.088	0.073	67
68	30.32	5:1	123	.6658	2'344'5	0.048	0.041	68
69	30.41	6:3 5:1	149 118	.6672	22'34'5'6 ; 23'44'5 ; 233'45	2.284	1.903	69
70	0.00	6:3	139 140	.6707	22'344'6 ; 22'344'6'	0.000	0.000	70
71	30.77	6:3 5:1	134 143	.6796	22'33'56' ; 22'3456'; 2344'5	0.111	0.090	71
72	30.94	5:1 6:3	122 131	.6871	2'33'45; 22'33'46;22'33'55'+	0.020	0.017	72
73	31.20	6:2	146 161	.6955	22'34'55' ; 233'45'6	0.225	0.175	73
74	31.30	6:3 5:1	132 105	.7035	22'33'46' ; 233'44'	0.779	0.630	74
75	31.44	6:2	153	.7036	22'44'55'	1.664	1.296	75
76	0.00	6:2	168	.7068	23'44'5'6	0.000	0.000	76
77	31.91	6:2	141	.7203	22'3455'	1.002	0.781	77
78	31.97	7:4	179	.7205	22'33'566'	0.862	0.613	78
79	32.15	6:2	130	.7284	22'33'45'	0.033	0.026	79
80	32.29	6:2	137	.7329	22'344'5	0.137	0.107	80
81	0.00	7:4	176	.7305	22'33'466'	0.000	0.000	81
82	32.49	6:2	138 163	.7403	22'344'5' ; 233'4'56 ; +2	1.466	1.142	82
83	32.65	6:2	158	.7429	233'44'6	0.122	0.095	83
84	32.83	6:2	129	.7501	22'33'45	0.006	0.005	84
85	33.14	7:3	178	.7537	22'33'55'6	0.639	0.455	85
86	0.00	6:2	166	.7572	2344'56	0.000	0.000	86
87	33.40	7:3	175	.7611	22'33'45'6	0.097	0.069	87

PEAK#	RET. TIME	T-CL:O-CL	IUPAC#	RRT	CONGENERS	WEIGHT %	MOLE %	PEAK#
88	33.54	7:3	187 182	.7653	22'34'55'6 ; 22'344'56'	2.168	1.541	88
89	33.65	6:2	128	.7761	22'33'44'	0.050	0.039	89
90	33.81	7:3	183	.7720	22'344'5'6	0.949	0.675	90
91	34.05	6:1	167	.7814	23'44'55'	0.018	0.014	91
92	34.35	7:3	185	.7848	22'3455'6	0.258	0.184	92
93	34.69	7:3	174 181	.7965	22'33'456' ; 22'344'56	1.841	1.312	93
94	34.92	7:3	177	.8031	22'33'4'56	0.953	0.680	94
95	35.20	7:3 6:1	171 156	.8105	22'33'44'6 ; 233'44'5	0.429	0.316	95
96	35.43	8:4	202	.8089	22'33'55'66'	0.038	0.025	96
97	0.00	6:1	157	.8184	233'44'5'	0.000	0.000	97
98	35.59	7:3	173	.8152	22'33'456	0.015	0.011	98
99	35.92	8:4	200 204	.8197	22'33'45'66' ; 22'344'566'	0.217	0.142	99
100	36.15	7:2	172 192	.8278	22'33'455' ; 233'455'6	0.304	0.216	100
101	36.40	8:4	197	.8293	22'33'44'66'	0.056	0.037	101
102	36.57	7:2	180	.8362	22'344'55'	3.422	2.433	102
103	36.79	7:2	193	.8397	233'4'55'6	0.219	0.156	103
104	37.09	7:2	191	.8447	233'44'5'6	0.056	0.040	104
105	37.39	8:4	199	.8494	22'33'4566'	0.238	0.156	105
106	38.44	7:2	170	.8740	22'33'44'5	0.688	0.490	106
107	38.69	7:2	190	.8740	233'44'56	0.206	0.147	107
108	39.46	8:3	198	.8845	22'33'455'6	0.064	0.042	108
109	39.69	8:3	201	.8875	22'33'4'55'6	2.543	1.663	109
110	40.17	8:3	196 203	.8935	22'33'44'5'6 ; 22'344'55'6	2.498	1.634	110
111	41.24	7:1	189	.9142	233'44'55'	0.018	0.013	111
112	42.64	8:3	195	.9321	22'33'44'56	0.294	0.192	112
113	43.13	9:4	208	.9320	22'33'455'66'	0.138	0.083	113
114	43.99	9:4	207	.9423	22'33'44'566'	0.039	0.024	114
115	45.29	8:2	194	.9620	22'33'44'55'	1.008	0.659	115
116	46.11	8:2	205	.9678	233'44'55'6	0.063	0.041	116
117	50.84	9:3	206	1.010	22'33'44'55'6	0.399	0.241	117
118	56.45	10:4	209	1.050	22'33'44'55'66'	0.006	0.003	118

CONCENTRATION = 1.242 PPM

TOTAL MICROMOLES = 0.0044

AVERAGE MOLECULAR WEIGHT = 281.1

NUMBER OF CALIBRATED PEAKS FOUND= 102

Sample: PER CHK 1.27PPM Channel: detector 1 Filename: HC0107A
Acquired: 07-JAN-99 18:38 Method: J:\MAX99\CC9\OEA0107A Operator: REW
Comments: NORTHEAST ANALYTICAL 301 NOTT STREET SCHENECTADY, NY 518-346-4592

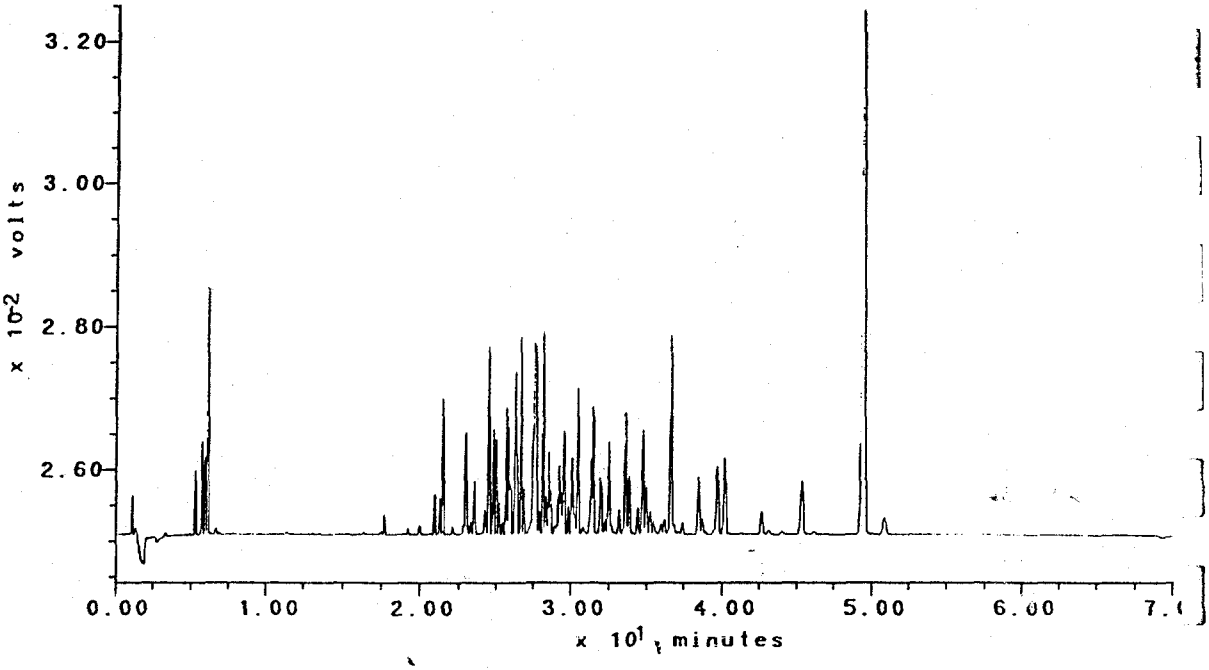

000389

311906

NORTHEAST ANALYTICAL, INC.

301 NOTT STREET
SCHENECTADY, NY 12305
(518) 346-4592

PCB SUMMARY REPORT

NEA FILE NAME: HC0107B.hrs

CUSTOMER: GENERAL ELECTRIC COMPANY (QEA)
SAMPLE DESCRIPTION: PER CHK 1.27PPM
COMMENT: 1999 CSPCB SPMD SAMPLES PROJECT GENHUD #150 COC:12/17/98
DATE ACQUIRED: 8-JAN-1999 7:36

Total PCBs in Sample= 1.22 PPM

PCB Homolog Distribution

Homologs	Wt. %	Mole %
Mono	10.54	15.71
Di	13.62	17.08
Tri	16.74	18.26
Tetra	21.55	20.80
Penta	8.76	7.54
Hexa	8.05	6.33
Hepta	13.02	9.27
Octa	7.11	4.65
Nona	0.60	0.37
Deca	0.00	0.00

NOMINAL 'AROCLOR' Distribution

Aroclor	Indicator Peak (PK#/IUPAC#)	Amount PPM	Percent SEDIMENT	Percent BIOTA
A1221	2/001	0.0763	37.4	30.1
A1242	23+24/31+28	0.0575	28.2	22.7
A1254SED	61/110	0.0161	7.9	
A1254BIO	***/###	0.0655		25.9
A1260	102/180	0.0417	20.5	16.5
A1268	115/194	0.0124	6.1	4.9

***/###:69+75+82/149+153+138

rtho Cl / biphenyl Residue = 1.57

Meta + Para Cl / biphenyl Residue = 2.12

TOTAL Cl / biphenyl Residue = 3.69

000390

311907

NORTHEAST ANALYTICAL, INC.

301 NOTT STREET
SCHENECTADY, NY 12305
(518) 346-4592

PCB CONGENER AMOUNT REPORT

NEA FILE NAME: HC0107B.mol

CUSTOMER: GENERAL ELECTRIC COMPANY (QEA)
SAMPLE DESCRIPTION: PER CHK 1.27PPM
COMMENT: 1999 CSPCB SPMD SAMPLES PROJECT GENHUD #150 COC:12/17/98
DATE ACQUIRED: 8-JAN-1999 7:36

TYPE FOR MIXED PEAK DECONVOLUTION= S

PEAK NO.	RETENTION TIME	MOLECULAR WT.	PEAK AREA	AMOUNT (PPM)	Nanomoles/g(ml) Sample
1	0.00	154.20	0.0	0.00000	0.00000
2	17.67	188.70	684.1	0.07628	0.40424
3	0.00	188.70	0.0	0.00000	0.00000
4	19.19	188.70	235.7	0.05258	0.27864
5	19.94	223.10	520.7	0.02237	0.10027
6	20.93	223.10	1497.0	0.00875	0.03922
7	21.26	223.10	1159.5	0.01442	0.06463
8	21.46	223.10	4539.0	0.11079	0.49659
9	0.00	223.10	0.0	0.00000	0.00000
10	22.10	257.50	237.8	0.00188	0.00730
11	0.00	257.50	0.0	0.00000	0.00000
12	0.00	223.10	0.0	0.00000	0.00000
13	22.81	223.10	336.7	0.00266	0.01192
14	22.95	249.00	3642.7	0.03005	0.12068
15	23.03	257.50	1528.7	0.02515	0.09767
16	23.30	257.50	403.8	0.00178	0.00691
17	23.53	257.50	3173.9	0.02776	0.10781
18	0.00	257.50	0.0	0.00000	0.00000
19	23.96	267.90	29.6	0.00043	0.00161
20	24.11	257.50	89.5	0.00039	0.00151
21	24.22	257.50	851.4	0.00549	0.02132
22	24.29	257.50	498.7	0.00229	0.00889
23	24.47	257.50	4910.4	0.02863	0.11118
24	24.51	257.50	6181.8	0.02885	0.11204
25	24.80	259.50	4428.7	0.02854	0.10998
	25.00	258.70	3125.3	0.01949	0.07534
27	25.19	292.00	1110.8	0.00683	0.02339
28	0.00	257.50	0.0	0.00000	0.00000
29	25.42	292.00	445.7	0.00312	0.01068
30	0.00	257.50	0.0	0.00000	0.00000
31	25.68	292.00	4224.2	0.04040	0.13836
32	25.81	292.00	3693.2	0.01701	0.05825

000391

311908

33	25.90	292.00	1665.9	0.00533	0.01825
34	25.95	292.00	1649.3	0.00705	0.02414
35	0.00	292.00	0.0	0.00000	0.00000
36	26.13	257.50	45.5	0.00087	0.00338
37	26.27	292.00	5522.4	0.03138	0.10747
38	26.37	272.40	3365.5	0.02255	0.08278
39	26.65	292.00	6746.6	0.02737	0.09373
[illegible]	0.00	292.00	0.0	0.00000	0.00000
[illegible]	26.77	326.40	82.6	0.00146	0.00447
42	26.85	292.00	1552.3	0.00755	0.02586
43	27.05	298.90	90.7	0.00107	0.00358
44	27.19	298.90	312.8	0.00097	0.00325
45	27.31	292.00	438.1	0.00143	0.00490
46	27.44	292.00	3686.7	0.01050	0.03596
47	27.54	292.00	6573.6	0.02425	0.08305
48	27.63	293.50	8843.0	0.04813	0.16399
49	27.86	324.70	862.5	0.00398	0.01226
50	28.09	292.00	6792.2	0.02126	0.07281
51	28.28	326.40	1628.7	0.01584	0.04853
52	28.35	326.40	165.8	0.00078	0.00239
53	28.47	326.40	2920.0	0.01431	0.04384
54	28.62	326.40	1506.8	0.00451	0.01382
55	28.83	326.40	68.8	0.00011	0.00034
56	28.90	326.40	270.7	0.00116	0.00355
57	29.06	326.40	1412.9	0.00458	0.01403
58	29.19	326.40	2505.4	0.00925	0.02834
59	29.30	326.40	1429.5	0.00418	0.01281
60	29.40	360.90	1174.0	0.00497	0.01377
61	29.50	315.80	3738.4	0.01611	0.05101
62	0.00	360.90	0.0	0.00000	0.00000
63	29.79	326.40	1054.0	0.00335	0.01026
64	30.03	360.90	2919.2	0.01279	0.03544
[illegible]	30.15	350.50	908.9	0.00231	0.00659
[illegible]	30.20	360.90	736.7	0.00421	0.01167
67	30.25	336.80	268.3	0.00111	0.00330
68	30.33	326.40	94.0	0.00070	0.00214
69	30.42	337.50	7103.0	0.02762	0.08184
70	0.00	360.90	0.0	0.00000	0.00000
71	30.77	347.80	419.4	0.00126	0.00362
72	30.95	336.80	51.5	0.00011	0.00033
73	31.19	360.90	784.9	0.00285	0.00790
74	31.30	347.80	3838.0	0.00935	0.02688
75	31.44	360.90	5983.4	0.01994	0.05525
76	0.00	360.90	0.0	0.00000	0.00000
77	31.91	360.90	2694.0	0.01189	0.03295
78	31.97	395.30	2453.6	0.01099	0.02780
79	32.16	360.90	64.4	0.00043	0.00119
80	32.29	360.90	970.5	0.00183	0.00507
81	0.00	395.30	0.0	0.00000	0.00000
82	32.49	360.90	5766.0	0.01795	0.04974
83	32.65	360.90	601.4	0.00148	0.00410
84	32.83	360.90	90.1	0.00006	0.00017
85	33.14	395.30	1315.2	0.00775	0.01961
86	0.00	360.90	0.0	0.00000	0.00000
87	33.41	395.30	275.2	0.00126	0.00319
88	33.54	395.30	7640.8	0.02675	0.06767
89	33.65	360.90	258.4	0.00049	0.00136
90	33.81	395.30	3531.8	0.01159	0.02932
91	34.06	360.90	58.8	0.00014	0.00039
[illegible]	34.36	394.30	1609.4	0.00325	0.00824
[illegible]	34.68	394.30	6717.3	0.02242	0.05686
[illegible]	34.93	394.30	3119.3	0.01147	0.02909
95	35.20	382.20	1704.2	0.00529	0.01384
96	35.44	429.80	995.2	0.00049	0.00114
97	0.00	360.90	0.0	0.00000	0.00000
98	35.59	395.30	75.4	0.00014	0.00035

000392

311909

99	35.92	429.80	776.3	0.00277	0.00644
100	36.14	395.30	1100.9	0.00382	0.00966
101	36.41	429.80	243.5	0.00088	0.00205
102	36.58	395.30	15512.0	0.04175	0.10562
103	36.80	395.30	899.1	0.00275	0.00696
104	37.07	395.30	257.5	0.00073	0.00185
105	37.39	429.80	1048.7	0.00300	0.00698
106	38.44	395.30	4966.4	0.00835	0.02112
107	38.68	395.30	1371.5	0.00250	0.00632
108	39.47	429.80	403.9	0.00084	0.00195
109	39.68	429.80	6612.5	0.03133	0.07289
110	40.18	429.80	7599.1	0.03072	0.07148
111	41.25	395.30	117.3	0.00027	0.00068
112	42.66	429.80	2631.2	0.00366	0.00852
113	43.13	464.20	498.6	0.00184	0.00396
114	44.00	464.20	302.6	0.00059	0.00127
115	45.28	429.80	7098.3	0.01239	0.02883
116	46.09	429.80	385.9	0.00084	0.00195
117	50.82	464.20	2894.0	0.00495	0.01066
118	56.42	498.60	30.0	0.00005	0.00010

CONCENTRATION = 1.222 PPM

TOTAL MICROMOLES = 0.0043

AVERAGE MOLECULAR WEIGHT = 281.1

NUMBER OF CALIBRATED PEAKS FOUND= 102

INTERNAL STANDARD RETENTION TIME = 49.37 MINUTES

INTERNAL STANDARD PEAK AREA = 86433.0

NORTHEAST ANALYTICAL, INC.

301 NOTT STREET
SCHENECTADY, NY 12305
(518) 346-4592

CONGENER WEIGHT and MOLE REPORT

NEA FILE NAME: HC0107B.mol

CUSTOMER: GENERAL ELECTRIC COMPANY (QEA)
SAMPLE DESCRIPTION: PER CHK 1.27PPM
COMMENT: 1999 CSPCB SPMD SAMPLES PROJECT GENHUD #150 COC:12/17/98
DATE ACQUIRED: 8-JAN-1999 7:36

TYPE FOR MIXED PEAK DECONVOLUTION= S

PEAK#	RET. TIME	T-CL:O-CL	IUPAC#	RRT	CONGENERS	WEIGHT %	MOLE %	PEAK#
	0.00	0:0	000	.0997	BIPHENYL	0.000	0.000	1
2	17.67	1:1	001	.1544	2	6.241	9.299	2
3	0.00	1:0	002	.1937	3	0.000	0.000	3
4	19.19	1:0	003	.1975	4	4.302	6.410	4
5	19.94	2:2	004 010	.2245	22' ; 26	1.830	2.306	5
6	20.93	2:1	007 009	.2566	24 ; 25	0.716	0.902	6
7	21.26	2:1	006	.2709	23'	1.180	1.487	7
8	21.46	2:1	005 008	.2785	23 ; 24'	9.065	11.423	8
9	0.00	2:0	014	.2973	35	0.000	0.000	9
10	22.10	3:3	019	.3045	22'6	0.154	0.168	10
11	0.00	3:2	030	.3165	246	0.000	0.000	11
12	0.00	2:0	011	.3238	33'	0.000	0.000	12
13	22.81	2:0	012 013	.3297	34 ; 34'	0.218	0.274	13
14	22.95	3:2 2:0	018 015	.3387	22'5 ; 44'	2.459	2.776	14
15	23.03	3:2	017	.3398	22'4	2.058	2.247	15
16	23.30	3:2	024 027	.3508	236 ; 23'6	0.146	0.159	16
17	23.53	3:2	016 032	.3625	22'3 ; 24'6	2.271	2.480	17
18	0.00	3:1	023	.3770	235	0.000	0.000	18
19	23.96	3:1 4:4	034 054	.3800	2'35 ; 22'66'	0.035	0.037	19
20	24.11	3:1	029	.3820	245	0.032	0.035	20
21	24.22	3:1	026	.3911	23'5	0.449	0.490	21
22	24.29	3:1	025	.3937	23'4	0.187	0.205	22
23	24.47	3:1	031	.4024	24'5	2.343	2.558	23
24	24.51	3:1 4:3	028 050	.4031	244' ; 22'46	2.361	2.577	24
25	24.80	3:1 4:3	021 033	.4170	233' ; 234 ; 22'56'	2.335	2.530	25
26	25.00	3:1 4:3	022 051	.4267	234' ; 22'46'	1.595	1.733	26
27	25.19	4:3	045	.4334	22'36	0.559	0.538	27
28	0.00	3:1	036	.4379	33'5	0.000	0.000	28
29	25.42	4:3	046	.4450	22'36'	0.255	0.246	29
30	0.00	3:1	039	.4488	34'5	0.000	0.000	30
31	25.68	4:2	052 073	.4554	22'55' ; 23'5'6	3.306	3.183	31

000394

PEAK#	RET. TIME	T-CL:O-CL	IUPAC#	RRT	CONGENERS	WEIGHT %	MOLE %	PEAK#
32	25.81	4:2	049	.4610	22'45	1.392	1.340	32
33	25.90	4:2	047	.4639	22'44'	0.436	0.420	33
34	25.95	4:2	048 075	.4651	22'45 ; 244'6	0.577	0.555	34
35	0.00	4:2	065 062	.4865	2346 ; 2356	0.000	0.000	35
36	26.13	3:0	035	.4738	33'4	0.071	0.078	36
37	26.27	5:4 4:2	104 044	.4832	22'466' ; 22'35'	2.568	2.472	37
38	26.37	3:0 4:2	037 042	.4870	344' ; 22'34' ; 233'6	1.845	1.904	38
39	26.65	4:2	064 071	.4990	23'34 ; 234'6 ; 23'4'6 +	2.239	2.156	39
40	0.00	4:1	068	.5040	23'45' ?	0.000	0.000	40
41	26.77	5:4	096	.5057	22'366'	0.119	0.103	41
42	26.85	4:2	040	.5102	22'33'	0.618	0.595	42
43	27.05	5:3 4:1	103 057	.5155	22'45'6 ; 233'5	0.088	0.082	43
44	27.19	5:3 4:1	100 067	.5212	22'44'6 ; 23'4'5	0.079	0.075	44
45	27.31	4:1	058 063	.5267	233'5' ; 234'5	0.117	0.113	45
46	27.44	4:1 5:3	074 094	.5340	244'5 ; 22'356'	0.859	0.827	46
47	27.54	4:1	070 061	.5407	23'4'5 ; 2'345 ; 2345?	1.984	1.910	47
48	27.63	4:1 5:3	066 095	.5447	23'44' ; 22'356 ; 22'35'6	3.938	3.772	48
49	27.86	5:3 4:1	091 098	.5549	22'34'6 ; 22'3'46 ; 233'4	0.326	0.282	49
50	28.09	4:1	056 060	.5676	233'4' ; 2344'	1.740	1.675	50
51	28.28	6:4 5:3	155 084	.5666	22'44'66' ; 22'33'6; 22'355'	1.296	1.116	51
52	28.35	5:3	089	.5779	22'346'	0.064	0.055	52
53	28.47	5:2	101 090	.5814	22'34'5 ; 22'455'	1.171	1.008	53
54	28.62	5:2	099	.5880	22'44'5	0.369	0.318	54
55	28.83	6:4 5:2	150 112	.5969	22'34'66' ; 233'56 ; 23'44'6	0.009	0.008	55
56	28.90	5:2	083 109	.6029	22'33'5 ; 233'46	0.095	0.082	56
57	29.06	6:4 5:2	152 097	.6062	22'3566' ; 22'345 ; 22'3'45	0.375	0.323	57
58	29.19	5:2	087 111	.6175	22'345' ; 233'55' ; 2344'6	0.757	0.652	58
59	29.30	5:2	085 116	.6224	22'344' ; 23456?	0.342	0.295	59
60	29.40	6:4	136	.6257	22'33'66'	0.407	0.317	60
61	29.50	4:0 5:2	077 110	.6295	33'44' ; 233'4'6	1.318	1.173	61
62	0.00	6:3	154	.6349	22'44'56'	0.000	0.000	62
63	29.79	5:2	082	.6453	22'33'4	0.274	0.236	63
64	30.03	6:3	151	.6499	22'355'6	1.046	0.815	64
65	30.15	6:3 5:1	135 124	.6563	22'33'56' ; 2'344'5	0.189	0.152	65
66	30.20	6:3	144	.6584	22'345'6	0.344	0.268	66
67	30.25	5:1 6:3	107 108	.6628	233'4'5 ; 233'45' ; 22'34'56	0.091	0.076	67
68	30.33	5:1	123	.6658	2'344'5	0.057	0.049	68
69	30.42	6:3 5:1	149 118	.6672	22'34'5'6 ; 23'44'5 ; 233'45	2.260	1.882	69
70	0.00	6:3	139 140	.6707	22'344'6 ; 22'344'6'	0.000	0.000	70
71	30.77	6:3 5:1	134 143	.6796	22'33'56' ; 22'3456'; 2344'5	0.103	0.083	71
72	30.95	5:1 6:3	122 131	.6871	2'33'45; 22'33'46;22'33'55'+	0.009	0.008	72
73	31.19	6:2	146 161	.6955	22'34'55' ; 233'45'6	0.233	0.182	73
74	31.30	6:3 5:1	132 105	.7035	22'33'46' ; 233'44'	0.765	0.618	74
75	31.44	6:2	153	.7036	22'44'55'	1.631	1.271	75
76	0.00	6:2	168	.7068	23'44'5'6	0.000	0.000	76
77	31.91	6:2	141	.7203	22'3455'	0.973	0.758	77
78	31.97	7:4	179	.7205	22'33'566'	0.899	0.640	78
79	32.16	6:2	130	.7284	22'33'45'	0.035	0.027	79
80	32.29	6:2	137	.7329	22'344'5	0.150	0.117	80
81	0.00	7:4	176	.7305	22'33'466'	0.000	0.000	81
82	32.49	6:2	138 163	.7403	22'344'5' ; 233'4'56 ; +2	1.469	1.144	82
83	32.65	6:2	158	.7429	233'44'6	0.121	0.094	83
84	32.83	6:2	129	.7501	22'33'45	0.005	0.004	84
85	33.14	7:3	178	.7537	22'33'55'6	0.634	0.451	85
86	0.00	6:2	166	.7572	2344'56	0.000	0.000	86
87	33.41	7:3	175	.7611	22'33'45'6	0.103	0.073	87

000395

311912

PEAK#	RET. TIME	T-CL:O-CL	IUPAC#	RRT	CONGENERS	WEIGHT %	MOLE %	PEAK#
88	33.54	7:3	187 182	.7653	22'34'55'6 ; 22'344'56'	2.189	1.557	88
89	33.65	6:2	128	.7761	22'33'44'	0.040	0.031	89
90	33.81	7:3	183	.7720	22'344'5'6	0.948	0.674	90
91	34.06	6:1	167	.7814	23'44'55'	0.011	0.009	91
92	34.36	7:3	185	.7848	22'3455'6	0.266	0.190	92
93	34.68	7:3	174 181	.7965	22'33'456' ; 22'344'56	1.834	1.308	93
94	34.93	7:3	177	.8031	22'33'4'56	0.938	0.669	94
95	35.20	7:3 6:1	171 156	.8105	22'33'44'6 ; 233'44'5	0.433	0.318	95
96	35.44	8:4	202	.8089	22'33'55'66'	0.040	0.026	96
97	0.00	6:1	157	.8184	233'44'5'	0.000	0.000	97
98	35.59	7:3	173	.8152	22'33'456	0.011	0.008	98
99	35.92	8:4	200 204	.8197	22'33'45'66' ; 22'344'566'	0.227	0.148	99
100	36.14	7:2	172 192	.8278	22'33'455' ; 233'455'6	0.313	0.222	100
101	36.41	8:4	197	.8293	22'33'44'66'	0.072	0.047	101
102	36.58	7:2	180	.8362	22'344'55'	3.416	2.429	102
103	36.80	7:2	193	.8397	233'4'55'6	0.225	0.160	103
104	37.07	7:2	191	.8447	233'44'5'6	0.060	0.042	104
105	37.39	8:4	199	.8494	22'33'4566'	0.245	0.161	105
106	38.44	7:2	170	.8740	22'33'44'5	0.683	0.486	106
107	38.68	7:2	190	.8740	233'44'56	0.205	0.145	107
108	39.47	8:3	198	.8845	22'33'455'6	0.069	0.045	108
109	39.68	8:3	201	.8875	22'33'4'55'6	2.563	1.677	109
110	40.18	8:3	196 203	.8935	22'33'44'5'6 ; 22'344'55'6	2.514	1.644	110
111	41.25	7:1	189	.9142	233'44'55'	0.022	0.016	111
112	42.66	8:3	195	.9321	22'33'44'56	0.299	0.196	112
113	43.13	9:4	208	.9320	22'33'455'66'	0.151	0.091	113
114	44.00	9:4	207	.9423	22'33'44'566'	0.048	0.029	114
115	45.28	8:2	194	.9620	22'33'44'55'	1.014	0.663	115
116	46.09	8:2	205	.9678	233'44'55'6	0.069	0.045	116
117	50.82	9:3	206	1.010	22'33'44'55'6	0.405	0.245	117
118	56.42	10:4	209	1.050	22'33'44'55'66'	0.004	0.002	118

CONCENTRATION = 1.222 PPM

TOTAL MICROMOLES = 0.0043

AVERAGE MOLECULAR WEIGHT = 281.1

NUMBER OF CALIBRATED PEAKS FOUND= 102

Sample PER CHK 1.27PPM Channel detector 1 Filename: HC0107B
Acquired 08-JAN-99 7:36 Method J:\MAX99\CC9\QEA0107A Operator: REW
Comments NORTHEAST ANALYTICAL 301 NOTT STREET SCHENECTADY, NY 518-346-4592

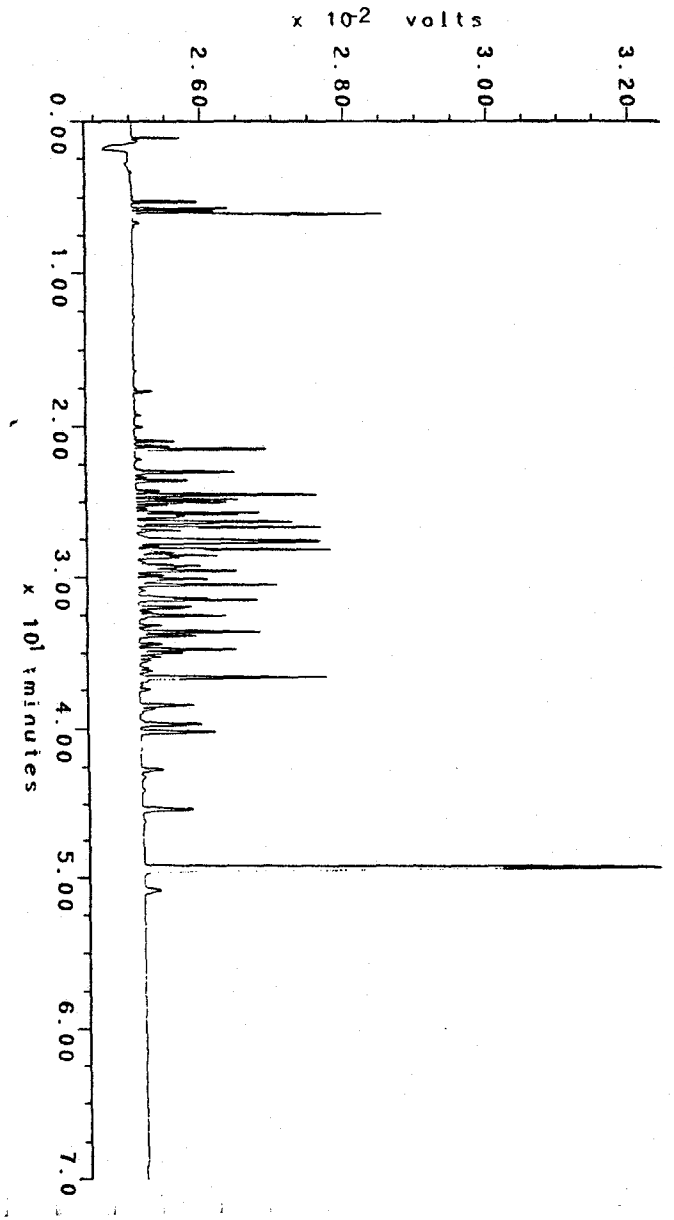

000397

311914

NORTHEAST ANALYTICAL, INC.

301 NOTT STREET
SCHENECTADY, NY 12305
(518) 346-4592

PCB SUMMARY REPORT

NEA FILE NAME: HC0108A.hrs

CUSTOMER: GENERAL ELECTRIC COMPANY (QEA)
SAMPLE DESCRIPTION: PER CHK 1.27PPM
COMMENT: 1999 CSPCB SPMD SAMPLES PROJECT GENHUD #150 COC:12/17/98
DATE ACQUIRED: 8-JAN-1999 22:35

Total PCBs in Sample= 1.25 PPM

PCB Homolog Distribution

Homologs	Wt. %	Mole %
Mono	10.15	15.13
Di	13.86	17.38
Tri	16.99	18.52
Tetra	21.77	21.02
Penta	8.73	7.51
Hexa	8.07	6.34
Hepta	13.02	9.27
Octa	6.88	4.50
Nona	0.53	0.32
Deca	0.01	0.00

NOMINAL 'AROCLOR' Distribution

Aroclor	Indicator Peak (PK#/IUPAC#)	Amount PPM	Percent SEDIMENT	Percent BIOTA
A1221	2/001	0.0759	36.8	29.5
A1242	23+24/31+28	0.0598	29.0	23.2
A1254SED	61/110	0.0164	8.0	
A1254BIO	***/###	0.0675		26.2
A1260	102/180	0.0419	20.3	16.3
A1268	115/194	0.0123	6.0	4.8

***/###:69+75+82/149+153+138

rtho Cl / biphenyl Residue = 1.57

Meta + Para Cl / biphenyl Residue = 2.12

TOTAL Cl / biphenyl Residue = 3.69

000398

311915

NORTHEAST ANALYTICAL, INC.

301 NOTT STREET
SCHENECTADY, NY 12305
(518) 346-4592

PCB CONGENER AMOUNT REPORT

NEA FILE NAME: HC0108A.mol

CUSTOMER: GENERAL ELECTRIC COMPANY (QEA)
SAMPLE DESCRIPTION: PER CHK 1.27PPM
COMMENT: 1999 CSPCB SPMD SAMPLES PROJECT GENHUD #150 COC:12/17/98
DATE ACQUIRED: 8-JAN-1999 22:35

TYPE FOR MIXED PEAK DECONVOLUTION= S

PEAK NO.	RETENTION TIME	MOLECULAR WT.	PEAK AREA	AMOUNT (PPM)	Nanomoles/g(ml) Sample
1	0.00	154.20	0.0	0.00000	0.00000
2	17.67	188.70	627.0	0.07587	0.40207
3	0.00	188.70	0.0	0.00000	0.00000
4	19.20	188.70	210.1	0.05086	0.26953
5	19.95	223.10	523.1	0.02438	0.10928
6	20.93	223.10	1427.6	0.00906	0.04061
7	21.26	223.10	1087.1	0.01466	0.06571
8	21.46	223.10	4320.0	0.11441	0.51282
9	0.00	223.10	0.0	0.00000	0.00000
10	22.11	257.50	214.8	0.00185	0.00718
11	0.00	257.50	0.0	0.00000	0.00000
12	0.00	223.10	0.0	0.00000	0.00000
13	22.82	223.10	318.6	0.00273	0.01224
14	22.95	249.00	3481.9	0.03117	0.12518
15	23.03	257.50	1494.0	0.02667	0.10357
16	23.31	257.50	387.0	0.00185	0.00718
17	23.53	257.50	3017.8	0.02864	0.11122
18	0.00	257.50	0.0	0.00000	0.00000
19	23.96	267.90	41.1	0.00065	0.00243
20	24.11	257.50	65.8	0.00031	0.00120
21	24.23	257.50	795.5	0.00557	0.02163
22	24.30	257.50	456.2	0.00228	0.00885
23	24.47	257.50	4845.0	0.03065	0.11903
24	24.51	257.50	5765.3	0.02919	0.11336
25	24.81	259.50	4208.3	0.02943	0.11341
	25.01	258.70	2966.6	0.02007	0.07758
27	25.20	292.00	1062.6	0.00709	0.02428
28	0.00	257.50	0.0	0.00000	0.00000
29	25.42	292.00	399.1	0.00303	0.01038
30	0.00	257.50	0.0	0.00000	0.00000
31	25.68	292.00	4051.2	0.04204	0.14397
32	25.82	292.00	3528.6	0.01763	0.06038

000399

311916

34	25.96	292.00	1567.1	0.00727	0.02490
35	0.00	292.00	0.0	0.00000	0.00000
36	26.13	257.50	38.3	0.00079	0.00307
37	26.27	292.00	5319.8	0.03280	0.11233
38	26.38	272.40	3174.1	0.02308	0.08473
39	26.65	292.00	6394.5	0.02815	0.09640
[illegible]	0.00	292.00	0.0	0.00000	0.00000
[illegible]	26.78	326.40	66.3	0.00127	0.00389
42	26.86	292.00	1451.6	0.00766	0.02623
43	27.05	298.90	71.1	0.00091	0.00304
44	27.19	298.90	262.6	0.00088	0.00294
45	27.32	292.00	390.5	0.00138	0.00473
46	27.45	292.00	3519.5	0.01088	0.03726
47	27.55	292.00	6236.3	0.02496	0.08548
48	27.64	293.50	8425.9	0.04976	0.16954
49	27.87	324.70	782.3	0.00392	0.01207
50	28.10	292.00	6396.4	0.02172	0.07438
51	28.28	326.40	1522.6	0.01606	0.04920
52	28.36	326.40	137.0	0.00070	0.00214
53	28.48	326.40	2767.7	0.01472	0.04510
54	28.62	326.40	1452.0	0.00472	0.01446
55	28.83	326.40	73.8	0.00013	0.00040
56	28.90	326.40	270.3	0.00126	0.00386
57	29.06	326.40	1294.9	0.00456	0.01397
58	29.19	326.40	2332.8	0.00934	0.02862
59	29.31	326.40	1348.3	0.00427	0.01308
60	29.40	360.90	1079.6	0.00495	0.01372
61	29.50	315.80	3509.0	0.01641	0.05196
62	0.00	360.90	0.0	0.00000	0.00000
63	29.80	326.40	1001.3	0.00346	0.01060
64	30.04	360.90	2752.7	0.01308	0.03624
65	30.15	350.50	789.0	0.00217	0.00619
[illegible]	30.21	360.90	747.8	0.00464	0.01286
67	30.26	336.80	202.0	0.00091	0.00270
68	30.33	326.40	108.4	0.00088	0.00270
69	30.42	337.50	6741.4	0.02845	0.08430
70	0.00	360.90	0.0	0.00000	0.00000
71	30.78	347.80	365.2	0.00119	0.00342
72	30.95	336.80	57.8	0.00014	0.00042
73	31.20	360.90	698.5	0.00275	0.00762
74	31.31	347.80	3623.8	0.00958	0.02754
75	31.45	360.90	5723.1	0.02070	0.05736
76	0.00	360.90	0.0	0.00000	0.00000
77	31.92	360.90	2430.9	0.01164	0.03225
78	31.98	395.30	2458.0	0.01195	0.03023
79	32.17	360.90	93.0	0.00067	0.00186
80	32.30	360.90	895.2	0.00183	0.00507
81	0.00	395.30	0.0	0.00000	0.00000
82	32.50	360.90	5437.6	0.01837	0.05090
83	32.66	360.90	587.1	0.00157	0.00435
84	32.85	360.90	140.0	0.00010	0.00028
85	33.15	395.30	1277.1	0.00817	0.02067
86	0.00	360.90	0.0	0.00000	0.00000
87	33.42	395.30	273.8	0.00136	0.00344
88	33.55	395.30	7128.9	0.02709	0.06853
89	33.66	360.90	312.0	0.00064	0.00177
90	33.82	395.30	3358.2	0.01195	0.03023
91	34.06	360.90	73.2	0.00020	0.00055
[illegible]	34.37	394.30	1481.5	0.00324	0.00822
93	34.70	394.30	6373.5	0.02308	0.05853
[illegible]	34.94	394.30	2942.2	0.01174	0.02977
[illegible]	35.21	382.20	1543.7	0.00520	0.01361
96	35.44	429.80	886.7	0.00047	0.00109
97	0.00	360.90	0.0	0.00000	0.00000
98	35.60	395.30	94.2	0.00019	0.00048

-080400

100	36.16	395.30	1010.4	0.00381	0.00964
101	36.42	429.80	159.3	0.00062	0.00144
102	36.59	395.30	14360.1	0.04193	0.10607
103	36.82	395.30	799.7	0.00265	0.00670
104	37.09	395.30	182.8	0.00057	0.00144
105	37.40	429.80	909.9	0.00282	0.00656
5	38.46	395.30	4733.6	0.00863	0.02183
107	38.71	395.30	1344.0	0.00266	0.00673
108	39.49	429.80	405.6	0.00092	0.00214
109	39.69	429.80	6069.5	0.03121	0.07262
110	40.20	429.80	6983.1	0.03064	0.07129
111	41.27	395.30	118.4	0.00030	0.00076
112	42.67	429.80	2240.8	0.00339	0.00789
113	43.15	464.20	365.4	0.00146	0.00315
114	44.01	464.20	273.0	0.00058	0.00125
115	45.31	429.80	6487.7	0.01228	0.02857
116	46.14	429.80	360.4	0.00085	0.00198
117	50.85	464.20	2433.7	0.00452	0.00974
118	56.38	498.60	34.9	0.00007	0.00014

CONCENTRATION = 1.248 PPM

TOTAL MICROMOLES = 0.0044

AVERAGE MOLECULAR WEIGHT = 281.2

NUMBER OF CALIBRATED PEAKS FOUND= 102

INTERNAL STANDARD RETENTION TIME = 49.40 MINUTES

INTERNAL STANDARD PEAK AREA = 79657.9

NORTHEAST ANALYTICAL, INC.

301 NOTT STREET
SCHENECTADY, NY 12305
(518) 346-4592

CONGENER WEIGHT and MOLE REPORT

NEA FILE NAME: HC0108A.mol

CUSTOMER: GENERAL ELECTRIC COMPANY (QEA)
SAMPLE DESCRIPTION: PER CHK 1.27PPM
COMMENT: 1999 CSPCB SPMD SAMPLES PROJECT GENHUD #150 COC:12/17/98
DATE ACQUIRED: 8-JAN-1999 22:35

TYPE FOR MIXED PEAK DECONVOLUTION= S

PEAK#	RET. TIME	T-CL:O-CL	IUPAC#	RRT	CONGENERS	WEIGHT %	MOLE %	PEAK#
	0.00	0:0	000	.0997	BIPHENYL	0.000	0.000	1
2	17.67	1:1	001	.1544	2	6.078	9.056	2
3	0.00	1:0	002	.1937	3	0.000	0.000	3
4	19.20	1:0	003	.1975	4	4.075	6.071	4
5	19.95	2:2	004 010	.2245	22' ; 26	1.953	2.461	5
6	20.93	2:1	007 009	.2566	24 ; 25	0.726	0.915	6
7	21.26	2:1	006	.2709	23'	1.174	1.480	7
8	21.46	2:1	005 008	.2785	23 ; 24'	9.166	11.551	8
9	0.00	2:0	014	.2973	35	0.000	0.000	9
10	22.11	3:3	019	.3045	22'6	0.148	0.162	10
11	0.00	3:2	030	.3165	246	0.000	0.000	11
12	0.00	2:0	011	.3238	33'	0.000	0.000	12
13	22.82	2:0	012 013	.3297	34 ; 34'	0.219	0.276	13
14	22.95	3:2 2:0	018 015	.3387	22'5 ; 44'	2.497	2.820	14
15	23.03	3:2	017	.3398	22'4	2.137	2.333	15
16	23.31	3:2	024 027	.3508	236 ; 23'6	0.148	0.162	16
17	23.53	3:2	016 032	.3625	22'3 ; 24'6	2.294	2.505	17
18	0.00	3:1	023	.3770	235	0.000	0.000	18
19	23.96	3:1 4:4	034 054	.3800	2'35 ; 22'66'	0.052	0.055	19
20	24.11	3:1	029	.3820	245	0.025	0.027	20
21	24.23	3:1	026	.3911	23'5	0.446	0.487	21
22	24.30	3:1	025	.3937	23'4	0.183	0.199	22
23	24.47	3:1	031	.4024	24'5	2.455	2.681	23
24	24.51	3:1 4:3	028 050	.4031	244' ; 22'46	2.338	2.553	24
25	24.81	3:1 4:3	021 033	.4170	233' ; 234 ; 22'56'	2.358	2.554	25
26	25.01	3:1 4:3	022 051	.4267	234' ; 22'46'	1.608	1.747	26
	25.20	4:3	045	.4334	22'36	0.568	0.547	27
28	0.00	3:1	036	.4379	33'5	0.000	0.000	28
29	25.42	4:3	046	.4450	22'36'	0.243	0.234	29
	0.00	3:1	039	.4488	34'5	0.000	0.000	30
31	25.68	4:2	052 073	.4554	22'55' ; 23'5'6	3.368	3.243	31

PEAK#	RET. TIME	T-CL:O-CL	IUPAC#	RRT	CONGENERS	WEIGHT %	MOLE %	PEAK#
32	25.82	4:2	049	.4610	22'45	1.412	1.360	32
33	25.91	4:2	047	.4639	22'44'	0.448	0.431	33
34	25.96	4:2	048 075	.4651	22'45 ; 244'6	0.582	0.561	34
35	0.00	4:2	065 062	.4865	2346 ; 2356	0.000	0.000	35
36	26.13	3:0	035	.4738	33'4	0.063	0.069	36
37	26.27	5:4 4:2	104 044	.4832	22'466' ; 22'35'	2.628	2.530	37
38	26.38	3:0 4:2	037 042	.4870	344' ; 22'34' ; 233'6	1.849	1.908	38
39	26.65	4:2	064 071	.4990	23'34 ; 234'6 ; 23'4'6 +	2.255	2.171	39
40	0.00	4:1	068	.5040	23'45' ?	0.000	0.000	40
41	26.78	5:4	096	.5057	22'366'	0.102	0.088	41
42	26.86	4:2	040	.5102	22'33'	0.614	0.591	42
43	27.05	5:3 4:1	103 057	.5155	22'45'6 ; 233'5	0.073	0.069	43
44	27.19	5:3 4:1	100 067	.5212	22'44'6 ; 23'4'5	0.070	0.066	44
45	27.32	4:1	058 063	.5267	233'5' ; 234'5	0.111	0.106	45
46	27.45	4:1 5:3	074 094	.5340	244'5 ; 22'356'	0.872	0.839	46
47	27.55	4:1	070 061	.5407	23'4'5 ; 2'345 ; 2345?	2.000	1.925	47
48	27.64	4:1 5:3	066 095	.5447	23'44' ; 22'356 ; 22'35'6	3.986	3.819	48
49	27.87	5:3 4:1	091 098	.5549	22'34'6 ; 22'3'46 ; 233'4	0.314	0.272	49
50	28.10	4:1	056 060	.5676	233'4' ; 2344'	1.740	1.675	50
51	28.28	6:4 5:3	155 084	.5666	22'44'66' ; 22'33'6; 22'355'	1.287	1.108	51
52	28.36	5:3	089	.5779	22'346'	0.056	0.048	52
53	28.48	5:2	101 090	.5814	22'34'5 ; 22'455'	1.179	1.016	53
54	28.62	5:2	099	.5880	22'44'5	0.378	0.326	54
55	28.83	6:4 5:2	150 112	.5969	22'34'66' ; 233'56 ; 23'44'6	0.010	0.009	55
56	28.90	5:2	083 109	.6029	22'33'5 ; 233'46	0.101	0.087	56
	29.06	6:4 5:2	152 097	.6062	22'3566' ; 22'345 ; 22'3'45	0.365	0.315	57
58	29.19	5:2	087 111	.6175	22'345' ; 233'55' ; 2344'6	0.748	0.645	58
59	29.31	5:2	085 116	.6224	22'344' ; 23456?	0.342	0.295	59
60	29.40	6:4	136	.6257	22'33'66'	0.397	0.309	60
61	29.50	4:0 5:2	077 110	.6295	33'44' ; 233'4'6	1.315	1.170	61
62	0.00	6:3	154	.6349	22'44'56'	0.000	0.000	62
63	29.80	5:2	082	.6453	22'33'4	0.277	0.239	63
64	30.04	6:3	151	.6499	22'355'6	1.048	0.816	64
65	30.15	6:3 5:1	135 124	.6563	22'33'56' ; 2'344'5	0.174	0.139	65
66	30.21	6:3	144	.6584	22'345'6	0.372	0.290	66
67	30.26	5:1 6:3	107 108	.6628	233'4'5 ; 233'45' ; 22'34'56	0.073	0.061	67
68	30.33	5:1	123	.6658	2'344'5	0.070	0.061	68
69	30.42	6:3 5:1	149 118	.6672	22'34'5'6 ; 23'44'5 ; 233'45	2.279	1.899	69
70	0.00	6:3	139 140	.6707	22'344'6 ; 22'344'6'	0.000	0.000	70
71	30.78	6:3 5:1	134 143	.6796	22'33'56' ; 22'3456'; 2344'5	0.095	0.077	71
72	30.95	5:1 6:3	122 131	.6871	2'33'45; 22'33'46;22'33'55'+	0.011	0.009	72
73	31.20	6:2	146 161	.6955	22'34'55' ; 233'45'6	0.220	0.172	73
74	31.31	6:3 5:1	132 105	.7035	22'33'46' ; 233'44'	0.767	0.620	74
75	31.45	6:2	153	.7036	22'44'55'	1.658	1.292	75
76	0.00	6:2	168	.7068	23'44'5'6	0.000	0.000	76
77	31.92	6:2	141	.7203	22'3455'	0.933	0.726	77
78	31.98	7:4	179	.7205	22'33'566'	0.957	0.681	78
79	32.17	6:2	130	.7284	22'33'45'	0.054	0.042	79
80	32.30	6:2	137	.7329	22'344'5	0.147	0.114	80
81	0.00	7:4	176	.7305	22'33'466'	0.000	0.000	81
82	32.50	6:2	138 163	.7403	22'344'5' ; 233'4'56 ; +2	1.472	1.146	82
	32.66	6:2	158	.7429	233'44'6	0.126	0.098	83
84	32.85	6:2	129	.7501	22'33'45	0.008	0.006	84
85	33.15	7:3	178	.7537	22'33'55'6	0.655	0.466	85
86	0.00	6:2	166	.7572	2344'56	0.000	0.000	86
87	33.42	7:3	175	.7611	22'33'45'6	0.109	0.077	87

000403

311920

PEAK#	RET. TIME	T-CL:O-CL	IUPAC#	RRT	CONGENERS	WEIGHT %	MOLE %	PEAK#
88	33.55	7:3	187 182	.7653	22'34'55'6 ; 22'344'56'	2.170	1.544	88
89	33.66	6:2	128	.7761	22'33'44'	0.051	0.040	89
90	33.82	7:3	183	.7720	22'344'5'6	0.957	0.681	90
91	34.06	6:1	167	.7814	23'44'55'	0.016	0.012	91
92	34.37	7:3	185	.7848	22'3455'6	0.260	0.185	92
93	34.70	7:3	174 181	.7965	22'33'456' ; 22'344'56	1.849	1.318	93
94	34.94	7:3	177	.8031	22'33'4'56	0.941	0.671	94
95	35.21	7:3 6:1	171 156	.8105	22'33'44'6 ; 233'44'5	0.417	0.306	95
96	35.44	8:4	202	.8089	22'33'55'66'	0.038	0.025	96
97	0.00	6:1	157	.8184	233'44'5'	0.000	0.000	97
98	35.60	7:3	173	.8152	22'33'456	0.015	0.011	98
99	35.93	8:4	200 204	.8197	22'33'45'66' ; 22'344'566'	0.216	0.141	99
100	36.16	7:2	172 192	.8278	22'33'455' ; 233'455'6	0.305	0.217	100
101	36.42	8:4	197	.8293	22'33'44'66'	0.050	0.032	101
102	36.59	7:2	180	.8362	22'344'55'	3.359	2.389	102
103	36.82	7:2	193	.8397	233'4'55'6	0.212	0.151	103
104	37.09	7:2	191	.8447	233'44'5'6	0.046	0.032	104
105	37.40	8:4	199	.8494	22'33'4566'	0.226	0.148	105
106	38.46	7:2	170	.8740	22'33'44'5	0.691	0.492	106
107	38.71	7:2	190	.8740	233'44'56	0.213	0.152	107
108	39.49	8:3	198	.8845	22'33'455'6	0.074	0.048	108
109	39.69	8:3	201	.8875	22'33'4'55'6	2.500	1.636	109
110	40.20	8:3	196 203	.8935	22'33'44'5'6 ; 22'344'55'6	2.455	1.606	110
111	41.27	7:1	189	.9142	233'44'55'	0.024	0.017	111
112	42.67	8:3	195	.9321	22'33'44'56	0.272	0.178	112
113	43.15	9:4	208	.9320	22'33'455'66'	0.117	0.071	113
114	44.01	9:4	207	.9423	22'33'44'566'	0.046	0.028	114
115	45.31	8:2	194	.9620	22'33'44'55'	0.984	0.644	115
116	46.14	8:2	205	.9678	233'44'55'6	0.068	0.045	116
117	50.85	9:3	206	1.010	22'33'44'55'6	0.362	0.219	117
118	56.38	10:4	209	1.050	22'33'44'55'66'	0.006	0.003	118

CONCENTRATION = 1.248 PPM

TOTAL MICROMOLES = 0.0044

AVERAGE MOLECULAR WEIGHT = 281.2

NUMBER OF CALIBRATED PEAKS FOUND= 102

Sample PER CHK 1.27PPM Channel detector 1 Filename: HC0108A
Acquired 08-JAN-99 22:35 Method J:\MAX99\GC9\QEA0108A Operator: REW
Comments NORTHEAST ANALYTICAL 301 NOTT STREET SCHENECTADY, NY 518-346-4592

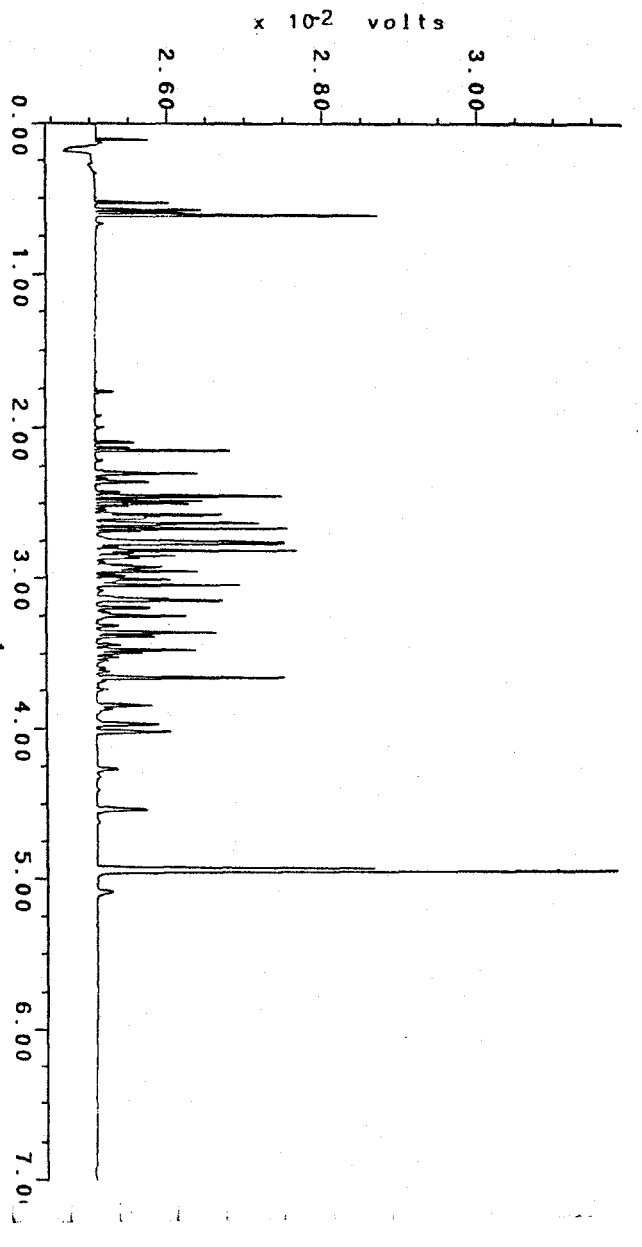

NORTHEAST ANALYTICAL, INC.

301 NOTT STREET
SCHENECTADY, NY 12305
(518) 346-4592

PCB SUMMARY REPORT

NEA FILE NAME: HC0108B.hrs

CUSTOMER: GENERAL ELECTRIC COMPANY (QEA)
SAMPLE DESCRIPTION: PER CHK 1.27PPM
COMMENT: 1999 CSPCB SPMD SAMPLES PROJECT GENHUD #150 COC:12/17/98
DATE ACQUIRED: 9-JAN-1999 13:33

Total PCBs in Sample= 1.20 PPM

PCB Homolog Distribution

Homologs	Wt. %	Mole %
Mono	10.33	15.38
Di	13.85	17.37
Tri	16.89	18.42
Tetra	21.74	20.97
Penta	8.63	7.42
Hexa	8.00	6.28
Hepta	13.02	9.27
Octa	6.98	4.56
Nona	0.56	0.34
Deca	0.01	0.00

NOMINAL 'AROCLOR' Distribution

Aroclor	Indicator Peak (PK#/IUPAC#)	Amount PPM	Percent SEDIMENT	Percent BIOTA
A1221	2/001	0.0732	36.5	29.3
A1242	23+24/31+28	0.0578	28.8	23.1
A1254SED	61/110	0.0159	7.9	
A1254BIO	***/###	0.0653		26.1
A1260	102/180	0.0415	20.7	16.6
A1268	115/194	0.0122	6.1	4.9

***/###:69+75+82/149+153+138

·tho Cl / biphenyl Residue = 1.56

.eta + Para Cl / biphenyl Residue = 2.12

TOTAL Cl / biphenyl Residue = 3.68

000406

311923

NORTHEAST ANALYTICAL, INC.

301 NOTT STREET
SCHENECTADY, NY 12305
(518) 346-4592

PCB CONGENER AMOUNT REPORT

NEA FILE NAME: HC0108B.mol

CUSTOMER: GENERAL ELECTRIC COMPANY (QEA)
SAMPLE DESCRIPTION: PER CHK 1.27PPM
COMMENT: 1999 CSPCB SPMD SAMPLES PROJECT GENHUD #150 COC:12/17/98
DATE ACQUIRED: 9-JAN-1999 13:33

TYPE FOR MIXED PEAK DECONVOLUTION= S

PEAK NO.	RETENTION TIME	MOLECULAR WT.	PEAK AREA	AMOUNT (PPM)	Nanomoles/g(ml) Sample
1	0.00	154.20	0.0	0.00000	0.00000
2	17.67	188.70	590.0	0.07320	0.38792
3	0.00	188.70	0.0	0.00000	0.00000
4	19.20	188.70	206.0	0.05113	0.27096
5	19.95	223.10	463.2	0.02214	0.09924
6	20.93	223.10	1338.0	0.00870	0.03900
7	21.27	223.10	1030.7	0.01426	0.06392
8	21.46	223.10	4113.5	0.11170	0.50067
9	0.00	223.10	0.0	0.00000	0.00000
10	22.11	257.50	200.5	0.00177	0.00687
11	0.00	257.50	0.0	0.00000	0.00000
12	0.00	223.10	0.0	0.00000	0.00000
13	22.82	223.10	286.0	0.00251	0.01125
14	22.95	249.00	3268.6	0.03000	0.12048
15	23.03	257.50	1383.9	0.02532	0.09833
16	23.31	257.50	357.7	0.00175	0.00680
17	23.53	257.50	2816.8	0.02741	0.10645
18	0.00	257.50	0.0	0.00000	0.00000
19	23.97	267.90	44.2	0.00072	0.00269
20	24.11	257.50	54.9	0.00026	0.00101
21	24.23	257.50	741.1	0.00532	0.02066
22	24.30	257.50	411.0	0.00210	0.00816
23	24.47	257.50	4165.9	0.02702	0.10493
24	24.51	257.50	5921.6	0.03074	0.11938
25	24.81	259.50	3964.6	0.02842	0.10952
	25.01	258.70	2812.2	0.01951	0.07542
27	25.20	292.00	977.8	0.00669	0.02291
28	0.00	257.50	0.0	0.00000	0.00000
29	25.43	292.00	372.4	0.00290	0.00993
30	0.00	257.50	0.0	0.00000	0.00000
31	25.68	292.00	3805.4	0.04049	0.13866
32	25.82	292.00	3311.2	0.01696	0.05808

000407

311924

33	25.91	292.00	1468.5	0.00523	0.01791
34	25.96	292.00	1442.5	0.00686	0.02349
35	0.00	292.00	0.0	0.00000	0.00000
36	26.13	257.50	28.5	0.00060	0.00233
37	26.27	292.00	4987.6	0.03153	0.10798
38	26.38	272.40	2899.5	0.02162	0.07937
39	26.65	292.00	6062.9	0.02737	0.09373
[illegible]	0.00	292.00	0.0	0.00000	0.00000
[illegible]	26.78	326.40	43.0	0.00085	0.00260
42	26.86	292.00	1332.4	0.00721	0.02469
43	27.05	298.90	43.6	0.00057	0.00191
44	27.19	298.90	207.0	0.00071	0.00238
45	27.31	292.00	339.3	0.00123	0.00421
46	27.45	292.00	3307.3	0.01048	0.03589
47	27.55	292.00	5934.8	0.02436	0.08342
48	27.64	293.50	7947.2	0.04812	0.16395
49	27.87	324.70	721.3	0.00371	0.01143
50	28.10	292.00	6141.9	0.02139	0.07325
51	28.28	326.40	1428.7	0.01546	0.04737
52	28.36	326.40	131.1	0.00068	0.00208
53	28.48	326.40	2586.3	0.01410	0.04320
54	28.63	326.40	1314.9	0.00438	0.01342
55	28.84	326.40	56.5	0.00010	0.00031
56	28.90	326.40	222.9	0.00106	0.00325
57	29.07	326.40	1230.4	0.00444	0.01360
58	29.19	326.40	2206.9	0.00906	0.02776
59	29.31	326.40	1257.2	0.00409	0.01253
60	29.40	360.90	993.0	0.00467	0.01294
61	29.50	315.80	3307.5	0.01586	0.05022
62	0.00	360.90	0.0	0.00000	0.00000
63	29.80	326.40	928.4	0.00328	0.01005
64	30.04	360.90	2561.5	0.01248	0.03458
[illegible]	30.16	350.50	769.2	0.00217	0.00619
[illegible]	30.21	360.90	614.2	0.00390	0.01081
67	30.26	336.80	185.3	0.00085	0.00252
68	30.34	326.40	65.9	0.00055	0.00169
69	30.43	337.50	6385.8	0.02763	0.08187
70	0.00	360.90	0.0	0.00000	0.00000
71	30.78	347.80	318.1	0.00106	0.00305
72	30.95	336.80	44.6	0.00011	0.00033
73	31.21	360.90	620.5	0.00251	0.00695
74	31.32	347.80	3380.4	0.00916	0.02634
75	31.45	360.90	5368.6	0.01990	0.05514
76	0.00	360.90	0.0	0.00000	0.00000
77	31.92	360.90	2421.1	0.01189	0.03295
78	31.98	395.30	2109.4	0.01052	0.02661
79	32.17	360.90	67.2	0.00050	0.00139
80	32.30	360.90	777.2	0.00163	0.00452
81	0.00	395.30	0.0	0.00000	0.00000
82	32.51	360.90	5119.1	0.01773	0.04913
83	32.67	360.90	499.2	0.00137	0.00380
84	32.85	360.90	89.4	0.00006	0.00017
85	33.15	395.30	1135.4	0.00744	0.01882
86	0.00	360.90	0.0	0.00000	0.00000
87	33.43	395.30	163.9	0.00084	0.00212
88	33.55	395.30	6727.8	0.02621	0.06630
89	33.67	360.90	216.6	0.00046	0.00127
90	33.83	395.30	3075.7	0.01122	0.02838
91	34.08	360.90	72.9	0.00020	0.00055
[illegible]	34.37	394.30	1381.8	0.00310	0.00786
[illegible]	34.71	394.30	6054.8	0.02248	0.05701
[illegible]	34.95	394.30	2846.5	0.01164	0.02952
95	35.22	382.20	1502.3	0.00519	0.01358
96	35.45	429.80	849.7	0.00046	0.00107
97	0.00	360.90	0.0	0.00000	0.00000
98	35.61	395.30	117.2	0.00024	0.00061

000408

311925

99	35.94	429.80	616.3	0.00245	0.00570
100	36.17	395.30	922.8	0.00357	0.00903
101	36.43	429.80	154.7	0.00062	0.00144
102	36.60	395.30	13868.5	0.04152	0.10503
103	36.82	395.30	772.9	0.00263	0.00665
104	37.11	395.30	186.1	0.00059	0.00149
105	37.41	429.80	838.8	0.00267	0.00621
5	38.46	395.30	4535.9	0.00848	0.02145
107	38.72	395.30	1385.2	0.00281	0.00711
108	39.50	429.80	371.2	0.00086	0.00200
109	39.71	429.80	5767.2	0.03040	0.07073
110	40.21	429.80	6707.4	0.03017	0.07020
111	41.28	395.30	82.4	0.00021	0.00053
112	42.68	429.80	2159.1	0.00334	0.00777
113	43.17	464.20	362.1	0.00148	0.00319
114	44.03	464.20	238.0	0.00052	0.00112
115	45.33	429.80	6303.8	0.01224	0.02848
116	46.16	429.80	320.4	0.00077	0.00179
117	50.88	464.20	2473.3	0.00471	0.01015
118	56.43	498.60	36.9	0.00007	0.00014

CONCENTRATION = 1.204 PPM

TOTAL MICROMOLES = 0.0043

AVERAGE MOLECULAR WEIGHT = 281.0

NUMBER OF CALIBRATED PEAKS FOUND= 102

INTERNAL STANDARD RETENTION TIME = 49.42 MINUTES

INTERNAL STANDARD PEAK AREA = 77690.7

NORTHEAST ANALYTICAL, INC.

301 NOTT STREET
SCHENECTADY, NY 12305
(518) 346-4592

CONGENER WEIGHT and MOLE REPORT

NEA FILE NAME: HC0108B.mol

CUSTOMER: GENERAL ELECTRIC COMPANY (QEA)
SAMPLE DESCRIPTION: PER CHK 1.27PPM
COMMENT: 1999 CSPCB SPMD SAMPLES PROJECT GENHUD #150 COC:12/17/98
DATE ACQUIRED: 9-JAN-1999 13:33

TYPE FOR MIXED PEAK DECONVOLUTION= S

PEAK#	RET. TIME	T-CL:O-CL	IUPAC#	RRT	CONGENERS	WEIGHT %	MOLE %	PEAK#
	0.00	0:0	000	.0997	BIPHENYL	0.000	0.000	1
2	17.67	1:1	001	.1544	2	6.082	9.055	2
3	0.00	1:0	002	.1937	3	0.000	0.000	3
4	19.20	1:0	003	.1975	4	4.248	6.325	4
5	19.95	2:2	004 010	.2245	22' ; 26	1.839	2.317	5
6	20.93	2:1	007 009	.2566	24 ; 25	0.723	0.910	6
7	21.27	2:1	006	.2709	23'	1.185	1.492	7
8	21.46	2:1	005 008	.2785	23 ; 24'	9.280	11.687	8
9	0.00	2:0	014	.2973	35	0.000	0.000	9
10	22.11	3:3	019	.3045	22'6	0.147	0.160	10
11	0.00	3:2	030	.3165	246	0.000	0.000	11
12	0.00	2:0	011	.3238	33'	0.000	0.000	12
13	22.82	2:0	012 013	.3297	34 ; 34'	0.209	0.263	13
14	22.95	3:2 2:0	018 015	.3387	22'5 ; 44'	2.492	2.812	14
15	23.03	3:2	017	.3398	22'4	2.104	2.295	15
16	23.31	3:2	024 027	.3508	236 ; 23'6	0.145	0.159	16
17	23.53	3:2	016 032	.3625	22'3 ; 24'6	2.277	2.485	17
18	0.00	3:1	023	.3770	235	0.000	0.000	18
19	23.97	3:1 4:4	034 054	.3800	2'35 ; 22'66'	0.060	0.063	19
20	24.11	3:1	029	.3820	245	0.022	0.024	20
21	24.23	3:1	026	.3911	23'5	0.442	0.482	21
22	24.30	3:1	025	.3937	23'4	0.174	0.190	22
23	24.47	3:1	031	.4024	24'5	2.245	2.449	23
24	24.51	3:1 4:3	028 050	.4031	244' ; 22'46	2.554	2.787	24
25	24.81	3:1 4:3	021 033	.4170	233' ; 234 ; 22'56'	2.361	2.557	25
26	25.01	3:1 4:3	022 051	.4267	234' ; 22'46'	1.621	1.760	26
	25.20	4:3	045	.4334	22'36	0.556	0.535	27
8	0.00	3:1	036	.4379	33'5	0.000	0.000	28
29	25.43	4:3	046	.4450	22'36'	0.241	0.232	29
30	0.00	3:1	039	.4488	34'5	0.000	0.000	30
31	25.68	4:2	052 073	.4554	22'55' ; 23'5'6	3.364	3.237	31

PEAK#	RET. TIME	T-CL:O-CL	IUPAC#	RRT	CONGENERS	WEIGHT %	MOLE %	PEAK#
32	25.82	4:2	049	.4610	22'45	1.409	1.356	32
33	25.91	4:2	047	.4639	22'44'	0.435	0.418	33
34	25.96	4:2	048 075	.4651	22'45 ; 244'6	0.570	0.548	34
35	0.00	4:2	065 062	.4865	2346 ; 2356	0.000	0.000	35
36	26.13	3:0	035	.4738	33'4	0.050	0.054	36
37	26.27	5:4 4:2	104 044	.4832	22'466' ; 22'35'	2.620	2.521	37
38	26.38	3:0 4:2	037 042	.4870	344' ; 22'34' ; 233'6	1.796	1.853	38
39	26.65	4:2	064 071	.4990	23'34 ; 234'6 ; 23'4'6 +	2.274	2.188	39
40	0.00	4:1	068	.5040	23'45' ?	0.000	0.000	40
41	26.78	5:4	096	.5057	22'366'	0.071	0.061	41
42	26.86	4:2	040	.5102	22'33'	0.599	0.576	42
43	27.05	5:3 4:1	103 057	.5155	22'45'6 ; 233'5	0.047	0.045	43
44	27.19	5:3 4:1	100 067	.5212	22'44'6 ; 23'4'5	0.059	0.055	44
45	27.31	4:1	058 063	.5267	233'5' ; 234'5	0.102	0.098	45
46	27.45	4:1 5:3	074 094	.5340	244'5 ; 22'356'	0.871	0.838	46
47	27.55	4:1	070 061	.5407	23'4'5 ; 2'345 ; 2345?	2.024	1.947	47
48	27.64	4:1 5:3	066 095	.5447	23'44' ; 22'356 ; 22'35'6	3.998	3.827	48
49	27.87	5:3 4:1	091 098	.5549	22'34'6 ; 22'3'46 ; 233'4	0.308	0.267	49
50	28.10	4:1	056 060	.5676	233'4' ; 2344'	1.777	1.710	50
51	28.28	6:4 5:3	155 084	.5666	22'44'66' ; 22'33'6; 22'355'	1.284	1.106	51
52	28.36	5:3	089	.5779	22'346'	0.056	0.049	52
53	28.48	5:2	101 090	.5814	22'34'5' ; 22'455'	1.171	1.008	53
54	28.63	5:2	099	.5880	22'44'5	0.364	0.313	54
55	28.84	6:4 5:2	150 112	.5969	22'34'66' ; 233'56 ; 23'44'6	0.008	0.007	55
56	28.90	5:2	083 109	.6029	22'33'5 ; 233'46	0.088	0.076	56
	29.07	6:4 5:2	152 097	.6062	22'3566' ; 22'345 ; 22'3'45	0.369	0.318	57
58	29.19	5:2	087 111	.6175	22'345' ; 233'55' ; 2344'6	0.753	0.648	58
59	29.31	5:2	085 116	.6224	22'344' ; 23456?	0.340	0.293	59
60	29.40	6:4	136	.6257	22'33'66'	0.388	0.302	60
61	29.50	4:0 5:2	077 110	.6295	33'44' ; 233'4'6	1.318	1.172	61
62	0.00	6:3	154	.6349	22'44'56'	0.000	0.000	62
63	29.80	5:2	082	.6453	22'33'4	0.273	0.235	63
64	30.04	6:3	151	.6499	22'355'6	1.037	0.807	64
65	30.16	6:3 5:1	135 124	.6563	22'33'56' ; 2'344'5	0.180	0.145	65
66	30.21	6:3	144	.6584	22'345'6	0.324	0.252	66
67	30.26	5:1 6:3	107 108	.6628	233'4'5 ; 233'45' ; 22'34'56	0.071	0.059	67
68	30.34	5:1	123	.6658	2'344'5	0.046	0.039	68
69	30.43	6:3 5:1	149 118	.6672	22'34'5'6 ; 23'44'5 ; 233'45	2.296	1.911	69
70	0.00	6:3	139 140	.6707	22'344'6 ; 22'344'6'	0.000	0.000	70
71	30.78	6:3 5:1	134 143	.6796	22'33'56' ; 22'3456'; 2344'5	0.088	0.071	71
72	30.95	5:1 6:3	122 131	.6871	2'33'45; 22'33'46;22'33'55'+	0.009	0.008	72
73	31.21	6:2	146 161	.6955	22'34'55' ; 233'45'6	0.209	0.162	73
74	31.32	6:3 5:1	132 105	.7035	22'33'46' ; 233'44'	0.761	0.615	74
75	31.45	6:2	153	.7036	22'44'55'	1.653	1.287	75
76	0.00	6:2	168	.7068	23'44'5'6	0.000	0.000	76
77	31.92	6:2	141	.7203	22'3455'	0.988	0.769	77
78	31.98	7:4	179	.7205	22'33'566'	0.874	0.621	78
79	32.17	6:2	130	.7284	22'33'45'	0.042	0.032	79
80	32.30	6:2	137	.7329	22'344'5	0.135	0.105	80
81	0.00	7:4	176	.7305	22'33'466'	0.000	0.000	81
82	32.51	6:2	138 163	.7403	22'344'5' ; 233'4'56 ; +2	1.473	1.147	82
	32.67	6:2	158	.7429	233'44'6	0.114	0.089	83
84	32.85	6:2	129	.7501	22'33'45	0.005	0.004	84
85	33.15	7:3	178	.7537	22'33'55'6	0.618	0.439	85
86	0.00	6:2	166	.7572	2344'56	0.000	0.000	86
87	33.43	7:3	175	.7611	22'33'45'6	0.070	0.050	87

PEAK#	RET. TIME	T-CL:O-CL	IUPAC#	RRT	CONGENERS	WEIGHT %	MOLE %	PEAK#
88	33.55	7:3	187 182	.7653	22'34'55'6 ; 22'344'56'	2.178	1.548	88
89	33.67	6:2	128	.7761	22'33'44'	0.038	0.030	89
90	33.83	7:3	183	.7720	22'344'5'6	0.932	0.663	90
91	34.08	6:1	167	.7814	23'44'55'	0.017	0.013	91
92	34.37	7:3	185	.7848	22'3455'6	0.258	0.184	92
93	34.71	7:3	174 181	.7965	22'33'456' ; 22'344'56	1.868	1.331	93
94	34.95	7:3	177	.8031	22'33'4'56	0.967	0.689	94
95	35.22	7:3 6:1	171 156	.8105	22'33'44'6 ; 233'44'5	0.431	0.317	95
96	35.45	8:4	202	.8089	22'33'55'66'	0.038	0.025	96
97	0.00	6:1	157	.8184	233'44'5'	0.000	0.000	97
98	35.61	7:3	173	.8152	22'33'456	0.020	0.014	98
99	35.94	8:4	200 204	.8197	22'33'45'66' ; 22'344'566'	0.204	0.133	99
100	36.17	7:2	172 192	.8278	22'33'455' ; 233'455'6	0.297	0.211	100
101	36.43	8:4	197	.8293	22'33'44'66'	0.052	0.034	101
102	36.60	7:2	180	.8362	22'344'55'	3.450	2.452	102
103	36.82	7:2	193	.8397	233'4'55'6	0.219	0.155	103
104	37.11	7:2	191	.8447	233'44'5'6	0.049	0.035	104
105	37.41	8:4	199	.8494	22'33'4566'	0.222	0.145	105
106	38.46	7:2	170	.8740	22'33'44'5	0.705	0.501	106
107	38.72	7:2	190	.8740	233'44'56	0.233	0.166	107
108	39.50	8:3	198	.8845	22'33'455'6	0.071	0.047	108
109	39.71	8:3	201	.8875	22'33'4'55'6	2.526	1.651	109
110	40.21	8:3	196 203	.8935	22'33'44'5'6 ; 22'344'55'6	2.507	1.639	110
111	41.28	7:1	189	.9142	233'44'55'	0.017	0.012	111
112	42.68	8:3	195	.9321	22'33'44'56	0.277	0.181	112
113	43.17	9:4	208	.9320	22'33'455'66'	0.123	0.074	113
114	44.03	9:4	207	.9423	22'33'44'566'	0.043	0.026	114
115	45.33	8:2	194	.9620	22'33'44'55'	1.017	0.665	115
116	46.16	8:2	205	.9678	233'44'55'6	0.064	0.042	116
117	50.88	9:3	206	1.010	22'33'44'55'6	0.391	0.237	117
118	56.43	10:4	209	1.050	22'33'44'55'66'	0.006	0.003	118

CONCENTRATION = 1.204 PPM

TOTAL MICROMOLES = 0.0043

AVERAGE MOLECULAR WEIGHT = 281.0

NUMBER OF CALIBRATED PEAKS FOUND= 102

Sample: PER CHK 1.27PPM Channel: detector 1 Filename: HC01088
Acquired: 09-JAN-99 13:33 Method: J:\MAX99\GC9\QEA0108A Operator: REW
Comments: NORTHEAST ANALYTICAL 301 NOTT STREET SCHENECTADY, NY 518-346-4592

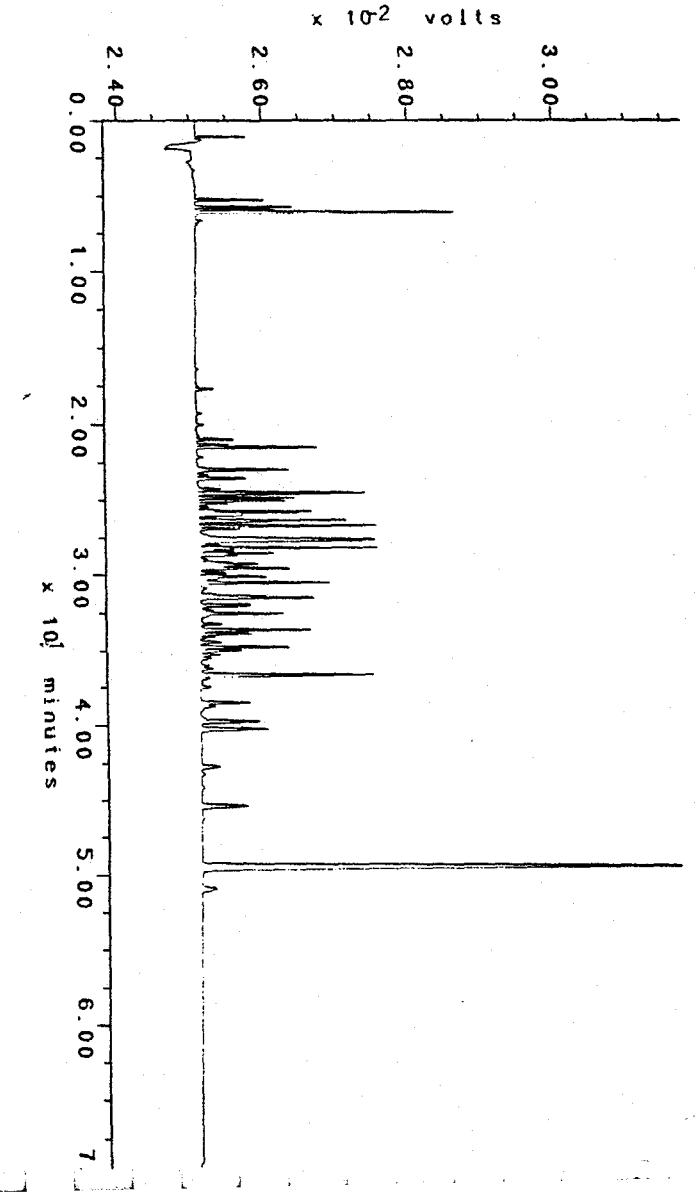

000413

311930

NORTHEAST ANALYTICAL, INC.

301 NOTT STREET
SCHENECTADY, NY 12305
(518) 346-4592

PCB SUMMARY REPORT

NEA FILE NAME: HC0108C.hrs

CUSTOMER: GENERAL ELECTRIC COMPANY (QEA)
SAMPLE DESCRIPTION: PER CHK 1.27PPM
COMMENT: 1999 CSPCB SPMD SAMPLES PROJECT GENHUD #150 COC:12/17/98
DATE ACQUIRED: 10-JAN-1999 0:26

Total PCBs in Sample= 1.24 PPM

PCB Homolog Distribution

Homologs	Wt. %	Mole %
Mono	10.47	15.59
Di	13.74	17.23
Tri	16.78	18.29
Tetra	21.61	20.85
Penta	8.80	7.57
Hexa	8.09	6.35
Hepta	13.02	9.26
Octa	6.89	4.51
Nona	0.59	0.35
Deca	0.01	0.00

NOMINAL 'AROCLOR' Distribution

Aroclor	Indicator Peak (PK#/IUPAC#)	Amount PPM	Percent SEDIMENT	Percent BIOTA
A1221	2/001	0.0767	37.2	29.9
A1242	23+24/31+28	0.0584	28.4	22.8
A1254SED	61/110	0.0165	8.0	
A1254BIO	***/###	0.0670		26.1
A1260	102/180	0.0419	20.4	16.4
A1268	115/194	0.0123	6.0	4.8

***/###:69+75+82/149+153+138

rtho Cl / biphenyl Residue = 1.57

eta + Para Cl / biphenyl Residue = 2.12

TOTAL Cl / biphenyl Residue = 3.68

000114

311931

NORTHEAST ANALYTICAL, INC.

301 NOTT STREET
SCHENECTADY, NY 12305
(518) 346-4592

PCB CONGENER AMOUNT REPORT

NEA FILE NAME: HC0108C.mol

CUSTOMER: GENERAL ELECTRIC COMPANY (QEA)
SAMPLE DESCRIPTION: PER CHK 1.27PPM
COMMENT: 1999 CSPCB SPMD SAMPLES PROJECT GENHUD #150 COC:12/17/98
DATE ACQUIRED: 10-JAN-1999 0:26

TYPE FOR MIXED PEAK DECONVOLUTION= S

PEAK NO.	RETENTION TIME	MOLECULAR WT.	PEAK AREA	AMOUNT (PPM)	Nanomoles/g(ml) Sample
1	0.00	154.20	0.0	0.00000	0.00000
2	17.67	188.70	616.3	0.07666	0.40625
3	0.00	188.70	0.0	0.00000	0.00000
4	19.20	188.70	214.4	0.05334	0.28267
5	19.95	223.10	490.4	0.02350	0.10533
6	20.93	223.10	1387.9	0.00905	0.04056
7	21.27	223.10	1058.8	0.01468	0.06580
8	21.47	223.10	4150.5	0.11299	0.50645
9	0.00	223.10	0.0	0.00000	0.00000
10	22.11	257.50	215.4	0.00190	0.00738
11	0.00	257.50	0.0	0.00000	0.00000
12	0.00	223.10	0.0	0.00000	0.00000
13	22.82	223.10	305.9	0.00269	0.01206
14	22.96	249.00	3369.8	0.03101	0.12454
15	23.03	257.50	1407.6	0.02582	0.10027
16	23.31	257.50	369.2	0.00181	0.00703
17	23.53	257.50	2900.5	0.02830	0.10990
18	0.00	257.50	0.0	0.00000	0.00000
19	23.97	267.90	17.7	0.00029	0.00108
20	24.11	257.50	62.7	0.00030	0.00117
21	24.23	257.50	766.8	0.00552	0.02144
22	24.30	257.50	433.4	0.00222	0.00862
23	24.47	257.50	4240.7	0.02757	0.10707
24	24.51	257.50	5933.2	0.03088	0.11992
25	24.81	259.50	4048.8	0.02910	0.11214
	25.01	258.70	2856.7	0.01987	0.07681
27	25.20	292.00	1038.4	0.00712	0.02438
28	0.00	257.50	0.0	0.00000	0.00000
29	25.43	292.00	404.0	0.00315	0.01079
30	0.00	257.50	0.0	0.00000	0.00000
31	25.68	292.00	3886.9	0.04146	0.14199
32	25.81	292.00	3397.0	0.01745	0.05976

060415

311932

33	25.91	292.00	1466.7	0.00524	0.01795
34	25.96	292.00	1546.9	0.00737	0.02524
35	0.00	292.00	0.0	0.00000	0.00000
36	26.13	257.50	47.5	0.00101	0.00392
37	26.27	292.00	5076.8	0.03218	0.11021
38	26.38	272.40	2991.5	0.02236	0.08209
39	26.65	292.00	6159.3	0.02787	0.09545
[illegible]	0.00	292.00	0.0	0.00000	0.00000
[illegible]	26.78	326.40	61.5	0.00121	0.00371
42	26.86	292.00	1399.5	0.00760	0.02603
43	27.06	298.90	56.6	0.00075	0.00251
44	27.19	298.90	229.6	0.00079	0.00264
45	27.31	292.00	361.1	0.00131	0.00449
46	27.45	292.00	3370.3	0.01071	0.03668
47	27.55	292.00	6017.9	0.02476	0.08479
48	27.64	293.50	8110.5	0.04924	0.16777
49	27.87	324.70	763.5	0.00393	0.01210
50	28.10	292.00	6193.9	0.02162	0.07404
51	28.28	326.40	1526.6	0.01656	0.05074
52	28.36	326.40	146.3	0.00076	0.00233
53	28.48	326.40	2673.5	0.01462	0.04479
54	28.62	326.40	1354.6	0.00452	0.01385
55	28.84	326.40	84.9	0.00015	0.00046
56	28.91	326.40	276.9	0.00132	0.00404
57	29.06	326.40	1292.6	0.00468	0.01434
58	29.20	326.40	2304.4	0.00948	0.02904
59	29.31	326.40	1307.8	0.00426	0.01305
60	29.41	360.90	1043.0	0.00492	0.01363
61	29.50	315.80	3429.7	0.01648	0.05218
62	0.00	360.90	0.0	0.00000	0.00000
63	29.80	326.40	965.2	0.00342	0.01048
64	30.04	360.90	2695.3	0.01317	0.03649
65	30.15	350.50	845.2	0.00239	0.00682
[illegible]	30.21	360.90	611.0	0.00389	0.01078
67	30.26	336.80	262.3	0.00121	0.00359
68	30.34	326.40	84.2	0.00070	0.00214
69	30.42	337.50	6454.6	0.02800	0.08296
70	0.00	360.90	0.0	0.00000	0.00000
71	30.78	347.80	399.2	0.00133	0.00382
72	30.96	336.80	69.4	0.00017	0.00050
73	31.20	360.90	711.9	0.00288	0.00798
74	31.31	347.80	3513.2	0.00954	0.02743
75	31.45	360.90	5529.7	0.02055	0.05694
76	0.00	360.90	0.0	0.00000	0.00000
77	31.92	360.90	2476.6	0.01219	0.03378
78	31.98	395.30	2248.9	0.01124	0.02843
79	32.17	360.90	59.4	0.00044	0.00122
80	32.30	360.90	858.6	0.00180	0.00499
81	0.00	395.30	0.0	0.00000	0.00000
82	32.50	360.90	5299.3	0.01840	0.05098
83	32.66	360.90	581.8	0.00160	0.00443
84	32.84	360.90	109.9	0.00008	0.00022
85	33.15	395.30	1243.4	0.00817	0.02067
86	0.00	360.90	0.0	0.00000	0.00000
87	33.42	395.30	255.1	0.00130	0.00329
88	33.55	395.30	6893.7	0.02692	0.06810
89	33.66	360.90	273.8	0.00058	0.00161
90	33.82	395.30	3192.0	0.01168	0.02955
91	34.06	360.90	57.6	0.00016	0.00044
[illegible]	34.37	394.30	1479.2	0.00333	0.00845
93	34.70	394.30	6121.4	0.02279	0.05780
1	34.94	394.30	2877.8	0.01180	0.02993
95	35.21	382.20	1545.4	0.00535	0.01400
96	35.44	429.80	931.0	0.00051	0.00119
97	0.00	360.90	0.0	0.00000	0.00000
98	35.61	395.30	135.6	0.00028	0.00071

000416

311933

99	35.94	429.80	686.8	0.00274	0.00638
100	36.17	395.30	995.1	0.00386	0.00976
101	36.42	429.80	186.3	0.00075	0.00174
102	36.59	395.30	13975.6	0.04195	0.10612
103	36.82	395.30	838.4	0.00286	0.00724
104	37.10	395.30	231.1	0.00074	0.00187
105	37.40	429.80	861.9	0.00275	0.00640
5	38.45	395.30	4574.1	0.00858	0.02171
107	38.70	395.30	1262.8	0.00257	0.00650
108	39.49	429.80	364.2	0.00085	0.00198
109	39.70	429.80	5836.2	0.03084	0.07175
110	40.20	429.80	6730.4	0.03035	0.07061
111	41.26	395.30	70.8	0.00018	0.00046
112	42.66	429.80	2324.2	0.00361	0.00840
113	43.15	464.20	426.5	0.00175	0.00377
114	44.02	464.20	293.4	0.00064	0.00138
115	45.31	429.80	6335.2	0.01233	0.02869
116	46.14	429.80	344.3	0.00083	0.00193
117	50.86	464.20	2557.1	0.00488	0.01051
118	56.40	498.60	33.8	0.00007	0.00014

CONCENTRATION = 1.241 PPM

TOTAL MICROMOLES = 0.0044

AVERAGE MOLECULAR WEIGHT = 280.9

NUMBER OF CALIBRATED PEAKS FOUND= 102

INTERNAL STANDARD RETENTION TIME = 49.39 MINUTES

INTERNAL STANDARD PEAK AREA = 77496.7

NORTHEAST ANALYTICAL, INC.

301 NOTT STREET
SCHENECTADY, NY 12305
(518) 346-4592

CONGENER WEIGHT and MOLE REPORT

NEA FILE NAME: HC0108C.mol

CUSTOMER: GENERAL ELECTRIC COMPANY (GEA)
SAMPLE DESCRIPTION: PER CHK 1.27PPM
COMMENT: 1999 CSPCB SPMD SAMPLES PROJECT GENHUD #150 COC:12/17/98
DATE ACQUIRED: 10-JAN-1999 0:26

TYPE FOR MIXED PEAK DECONVOLUTION= S

PEAK#	RET. TIME	T-CL:O-CL	IUPAC#	RRT	CONGENERS	WEIGHT %	MOLE %	PEAK#
	0.00	0:0	000	.0997	BIPHENYL	0.000	0.000	1
2	17.67	1:1	001	.1544	2	6.175	9.194	2
3	0.00	1:0	002	.1937	3	0.000	0.000	3
4	19.20	1:0	003	.1975	4	4.297	6.397	4
5	19.95	2:2	004 010	.2245	22' ; 26	1.893	2.384	5
6	20.93	2:1	007 009	.2566	24 ; 25	0.729	0.918	6
7	21.27	2:1	006	.2709	23'	1.183	1.489	7
8	21.47	2:1	005 008	.2785	23 ; 24'	9.102	11.462	8
9	0.00	2:0	014	.2973	35	0.000	0.000	9
10	22.11	3:3	019	.3045	22'6	0.153	0.167	10
11	0.00	3:2	030	.3165	246	0.000	0.000	11
12	0.00	2:0	011	.3238	33'	0.000	0.000	12
13	22.82	2:0	012 013	.3297	34 ; 34'	0.217	0.273	13
14	22.96	3:2 2:0	018 015	.3387	22'5 ; 44'	2.498	2.819	14
15	23.03	3:2	017	.3398	22'4	2.080	2.269	15
16	23.31	3:2	024 027	.3508	236 ; 23'6	0.146	0.159	16
17	23.53	3:2	016 032	.3625	22'3 ; 24'6	2.280	2.487	17
18	0.00	3:1	023	.3770	235	0.000	0.000	18
19	23.97	3:1 4:4	034 054	.3800	2'35 ; 22'66'	0.023	0.024	19
20	24.11	3:1	029	.3820	245	0.024	0.026	20
21	24.23	3:1	026	.3911	23'5	0.445	0.485	21
22	24.30	3:1	025	.3937	23'4	0.179	0.195	22
23	24.47	3:1	031	.4024	24'5	2.221	2.423	23
24	24.51	3:1 4:3	028 050	.4031	244' ; 22'46	2.488	2.714	24
25	24.81	3:1 4:3	021 033	.4170	233' ; 234 ; 22'56'	2.344	2.538	25
26	25.01	3:1 4:3	022 051	.4267	234' ; 22'46'	1.601	1.738	26
	25.20	4:3	045	.4334	22'36	0.574	0.552	27
28	0.00	3:1	036	.4379	33'5	0.000	0.000	28
[illegible]	25.43	4:3	046	.4450	22'36'	0.254	0.244	29
[illegible]	0.00	3:1	039	.4488	34'5	0.000	0.000	30
31	25.68	4:2	052 073	.4554	22'55' ; 23'5'6	3.340	3.213	31

000418

311935

PEAK#	RET. TIME	T-CL:O-CL	IUPAC#	RRT	CONGENERS	WEIGHT %	MOLE %	PEAK#
32	25.81	4:2	049	.4610	22'45	1.406	1.352	32
33	25.91	4:2	047	.4639	22'44'	0.422	0.406	33
34	25.96	4:2	048 075	.4651	22'45 ; 244'6	0.594	0.571	34
35	0.00	4:2	065 062	.4865	2346 ; 2356	0.000	0.000	35
36	26.13	3:0	035	.4738	33'4	0.081	0.089	36
37	26.27	5:4 4:2	104 044	.4832	22'466' ; 22'35'	2.592	2.494	37
38	26.38	3:0 4:2	037 042	.4870	344' ; 22'34' ; 233'6	1.801	1.858	38
39	26.65	4:2	064 071	.4990	23'34 ; 234'6 ; 23'4'6 +	2.245	2.160	39
40	0.00	4:1	068	.5040	23'45' ?	0.000	0.000	40
41	26.78	5:4	096	.5057	22'366'	0.097	0.084	41
42	26.86	4:2	040	.5102	22'33'	0.612	0.589	42
43	27.06	5:3 4:1	103 057	.5155	22'45'6 ; 233'5	0.060	0.057	43
44	27.19	5:3 4:1	100 067	.5212	22'44'6 ; 23'4'5	0.064	0.060	44
45	27.31	4:1	058 063	.5267	233'5' ; 234'5	0.106	0.102	45
46	27.45	4:1 5:3	074 094	.5340	244'5 ; 22'356'	0.863	0.830	46
47	27.55	4:1	070 061	.5407	23'4'5 ; 2'345 ; 2345?	1.995	1.919	47
48	27.64	4:1 5:3	066 095	.5447	23'44' ; 22'356 ; 22'35'6	3.967	3.797	48
49	27.87	5:3 4:1	091 098	.5549	22'34'6 ; 22'3'46 ; 233'4	0.317	0.274	49
50	28.10	4:1	056 060	.5676	233'4' ; 2344'	1.742	1.676	50
51	28.28	6:4 5:3	155 084	.5666	22'44'66' ; 22'33'6; 22'355'	1.334	1.148	51
52	28.36	5:3	089	.5779	22'346'	0.061	0.053	52
53	28.48	5:2	101 090	.5814	22'34'5 ; 22'455'	1.178	1.014	53
54	28.62	5:2	099	.5880	22'44'5	0.364	0.313	54
55	28.84	6:4 5:2	150 112	.5969	22'34'66' ; 233'56 ; 23'44'6	0.012	0.010	55
56	28.91	5:2	083 109	.6029	22'33'5 ; 233'46	0.106	0.092	56
	29.06	6:4 5:2	152 097	.6062	22'3566' ; 22'345 ; 22'3'45	0.377	0.325	57
58	29.20	5:2	087 111	.6175	22'345' ; 233'55' ; 2344'6	0.764	0.657	58
59	29.31	5:2	085 116	.6224	22'344' ; 23456?	0.343	0.295	59
60	29.41	6:4	136	.6257	22'33'66'	0.396	0.309	60
61	29.50	4:0 5:2	077 110	.6295	33'44' ; 233'4'6	1.328	1.181	61
62	0.00	6:3	154	.6349	22'44'56'	0.000	0.000	62
63	29.80	5:2	082	.6453	22'33'4	0.275	0.237	63
64	30.04	6:3	151	.6499	22'355'6	1.061	0.826	64
65	30.15	6:3 5:1	135 124	.6563	22'33'56' ; 2'344'5	0.193	0.154	65
66	30.21	6:3	144	.6584	22'345'6	0.313	0.244	66
67	30.26	5:1 6:3	107 108	.6628	233'4'5 ; 233'45' ; 22'34'56	0.097	0.081	67
68	30.34	5:1	123	.6658	2'344'5	0.056	0.049	68
69	30.42	6:3 5:1	149 118	.6672	22'34'5'6 ; 23'44'5 ; 233'45	2.256	1.878	69
70	0.00	6:3	139 140	.6707	22'344'6 ; 22'344'6'	0.000	0.000	70
71	30.78	6:3 5:1	134 143	.6796	22'33'56' ; 22'3456'; 2344'5	0.107	0.087	71
72	30.96	5:1 6:3	122 131	.6871	2'33'45; 22'33'46;22'33'55'+	0.014	0.011	72
73	31.20	6:2	146 161	.6955	22'34'55' ; 233'45'6	0.232	0.181	73
74	31.31	6:3 5:1	132 105	.7035	22'33'46' ; 233'44'	0.768	0.621	74
75	31.45	6:2	153	.7036	22'44'55'	1.655	1.289	75
76	0.00	6:2	168	.7068	23'44'5'6	0.000	0.000	76
77	31.92	6:2	141	.7203	22'3455'	0.982	0.764	77
78	31.98	7:4	179	.7205	22'33'566'	0.905	0.644	78
79	32.17	6:2	130	.7284	22'33'45'	0.035	0.028	79
80	32.30	6:2	137	.7329	22'344'5	0.145	0.113	80
81	0.00	7:4	176	.7305	22'33'466'	0.000	0.000	81
82	32.50	6:2	138 163	.7403	22'344'5' ; 233'4'56 ; +2	1.482	1.154	82
	32.66	6:2	158	.7429	233'44'6	0.129	0.100	83
84	32.84	6:2	129	.7501	22'33'45	0.006	0.005	84
85	33.15	7:3	178	.7537	22'33'55'6	0.658	0.468	85
86	0.00	6:2	166	.7572	2344'56	0.000	0.000	86
87	33.42	7:3	175	.7611	22'33'45'6	0.105	0.074	87

PEAK#	RET. TIME	T-CL:O-CL	IUPAC#	RRT	CONGENERS	WEIGHT %	MOLE %	PEAK#
[illegible]	33.55	7:3	187 182	.7653	22'34'55'6 ; 22'344'56'	2.169	1.541	88
89	33.66	6:2	128	.7761	22'33'44'	0.047	0.036	89
90	33.82	7:3	183	.7720	22'344'5'6	0.941	0.669	90
91	34.06	6:1	167	.7814	23'44'55'	0.013	0.010	91
92	34.37	7:3	185	.7848	22'3455'6	0.268	0.191	92
93	34.70	7:3	174 181	.7965	22'33'456' ; 22'344'56	1.836	1.308	93
94	34.94	7:3	177	.8031	22'33'4'56	0.951	0.677	94
95	35.21	7:3 6:1	171 156	.8105	22'33'44'6 ; 233'44'5	0.431	0.317	95
96	35.44	8:4	202	.8089	22'33'55'66'	0.041	0.027	96
97	0.00	6:1	157	.8184	233'44'5'	0.000	0.000	97
98	35.61	7:3	173	.8152	22'33'456	0.023	0.016	98
99	35.94	8:4	200 204	.8197	22'33'45'66' ; 22'344'566'	0.221	0.144	99
100	36.17	7:2	172 192	.8278	22'33'455' ; 233'455'6	0.311	0.221	100
101	36.42	8:4	197	.8293	22'33'44'66'	0.060	0.039	101
102	36.59	7:2	180	.8362	22'344'55'	3.379	2.402	102
103	36.82	7:2	193	.8397	233'4'55'6	0.230	0.164	103
104	37.10	7:2	191	.8447	233'44'5'6	0.060	0.042	104
105	37.40	8:4	199	.8494	22'33'4566'	0.222	0.145	105
106	38.45	7:2	170	.8740	22'33'44'5	0.691	0.491	106
107	38.70	7:2	190	.8740	233'44'56	0.207	0.147	107
108	39.49	8:3	198	.8845	22'33'455'6	0.068	0.045	108
109	39.70	8:3	201	.8875	22'33'4'55'6	2.484	1.624	109
110	40.20	8:3	196 203	.8935	22'33'44'5'6 ; 22'344'55'6	2.445	1.598	110
111	41.26	7:1	189	.9142	233'44'55'	0.014	0.010	111
112	42.66	8:3	195	.9321	22'33'44'56	0.291	0.190	112
113	43.15	9:4	208	.9320	22'33'455'66'	0.141	0.085	113
114	44.02	9:4	207	.9423	22'33'44'566'	0.052	0.031	114
115	45.31	8:2	194	.9620	22'33'44'55'	0.993	0.649	115
116	46.14	8:2	205	.9678	233'44'55'6	0.067	0.044	116
117	50.86	9:3	206	1.010	22'33'44'55'6	0.393	0.238	117
118	56.40	10:4	209	1.050	22'33'44'55'66'	0.006	0.003	118

CONCENTRATION = 1.241 PPM

TOTAL MICROMOLES = 0.0044

AVERAGE MOLECULAR WEIGHT = 280.9

NUMBER OF CALIBRATED PEAKS FOUND= 102

000420

311937

Sample: PER CHK 1.27PPM Channel detector 1 Filename: HC010BC
Acquired: 10-JAN-99 0:26 Method J:\MAX99\GC9\QEA010BA Operator: RCW
Comments NORTHEAST ANALYTICAL 301 NOTT STREET SCHENECTADY, NY 518-346-4592

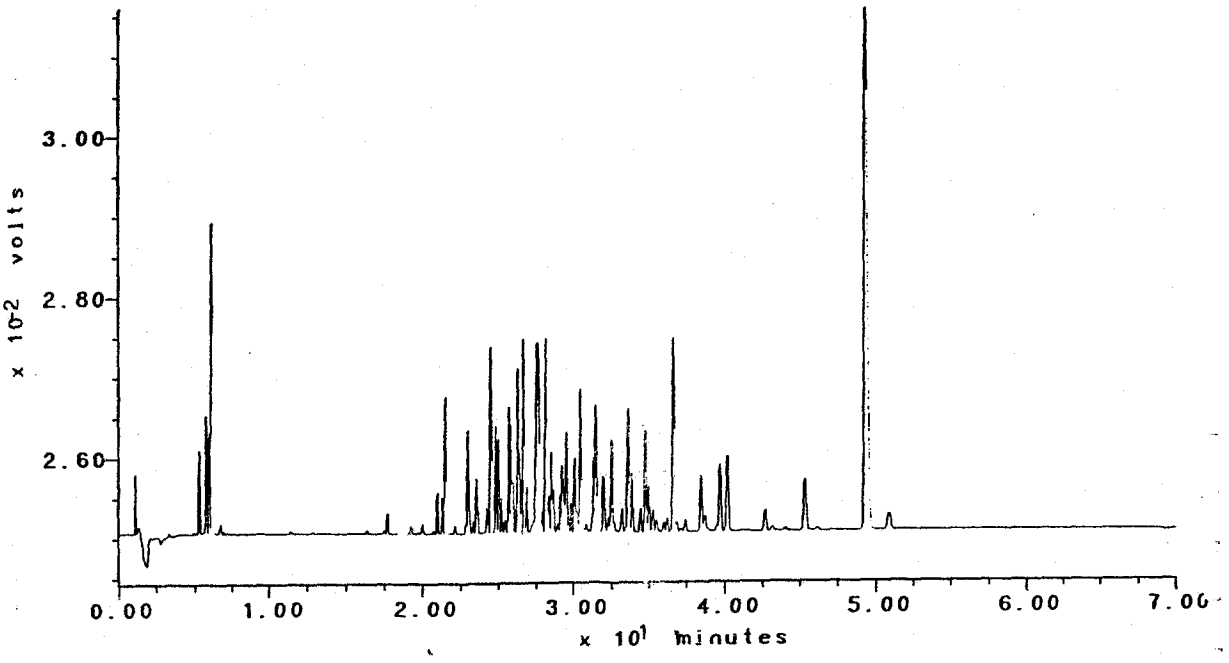

000421

311938

NORTHEAST ANALYTICAL, INC.

301 NOTT STREET
SCHENECTADY, NY 12305
(518) 346-4592

PCB SUMMARY REPORT

NEA FILE NAME: HC0112A.hrs

CUSTOMER: GENERAL ELECTRIC COMPANY (QEA)
SAMPLE DESCRIPTION: PER CHK 1.27PPM
COMMENT: 1999 CSPCB SPMD SAMPLES PROJECT GENHUD #150 COC:12/17/98
DATE ACQUIRED: 12-JAN-1999 17:07

Total PCBs in Sample= 1.24 PPM

PCB Homolog Distribution

Homologs	Wt. %	Mole %
Mono	10.21	15.21
Di	13.86	17.38
Tri	16.88	18.41
Tetra	21.77	21.01
Penta	8.73	7.51
Hexa	8.16	6.41
Hepta	12.91	9.19
Octa	6.96	4.55
Nona	0.53	0.32
Deca	0.00	0.00

NOMINAL 'AROCLOR' Distribution

Aroclor	Indicator Peak (PK#/IUPAC#)	Amount PPM	Percent SEDIMENT	Percent BIOTA
A1221	2/001	0.0728	35.4	28.4
A1242	23+24/31+28	0.0609	29.6	23.7
A1254SED	61/110	0.0167	8.1	
A1254BIO	***/###	0.0678		26.4
A1260	102/180	0.0428	20.8	16.7
A1268	115/194	0.0124	6.0	4.8

***/###:69+75+82/149+153+138

-tho Cl / biphenyl Residue = 1.56

eta + Para Cl / biphenyl Residue = 2.13

TOTAL Cl / biphenyl Residue = 3.69

000422

311939

NORTHEAST ANALYTICAL, INC.

301 NOTT STREET
SCHENECTADY, NY 12305
(518) 346-4592

PCB CONGENER AMOUNT REPORT

NEA FILE NAME: HC0112A.mol

CUSTOMER: GENERAL ELECTRIC COMPANY (QEA)
SAMPLE DESCRIPTION: PER CHK 1.27PPM
COMMENT: 1999 CSPCB SPMD SAMPLES PROJECT GENHUD #150 COC:12/17/98
DATE ACQUIRED: 12-JAN-1999 17:07

TYPE FOR MIXED PEAK DECONVOLUTION= S

PEAK NO.	RETENTION TIME	MOLECULAR WT.	PEAK AREA	AMOUNT (PPM)	Nanomoles/g(ml) Sample
1	0.00	154.20	0.0	0.00000	0.00000
2	17.66	188.70	697.4	0.07285	0.38606
3	0.00	188.70	0.0	0.00000	0.00000
4	19.19	188.70	257.5	0.05381	0.28516
5	19.94	223.10	577.2	0.02322	0.10408
6	20.93	223.10	1642.5	0.00900	0.04034
7	21.26	223.10	1234.3	0.01437	0.06441
8	21.46	223.10	5035.4	0.11512	0.51600
9	0.00	223.10	0.0	0.00000	0.00000
10	22.10	257.50	235.5	0.00175	0.00680
11	0.00	257.50	0.0	0.00000	0.00000
12	0.00	223.10	0.0	0.00000	0.00000
13	22.81	223.10	326.1	0.00241	0.01080
14	22.95	249.00	4065.8	0.03142	0.12618
15	23.02	257.50	1601.8	0.02468	0.09584
16	23.30	257.50	418.2	0.00172	0.00668
17	23.53	257.50	3443.4	0.02821	0.10955
18	0.00	257.50	0.0	0.00000	0.00000
19	23.97	267.90	18.3	0.00025	0.00093
20	24.10	257.50	85.4	0.00035	0.00136
21	24.22	257.50	940.1	0.00568	0.02206
22	24.29	257.50	515.0	0.00222	0.00862
23	24.47	257.50	6545.7	0.03574	0.13880
24	24.50	257.50	5753.0	0.02514	0.09763
25	24.80	259.50	4868.0	0.02938	0.11322
[illegible]	25.00	258.70	3448.5	0.02014	0.07785
27	25.19	292.00	1188.5	0.00684	0.02342
28	0.00	257.50	0.0	0.00000	0.00000
29	25.42	292.00	416.3	0.00273	0.00935
30	0.00	257.50	0.0	0.00000	0.00000
31	25.67	292.00	4675.4	0.04188	0.14342
32	25.81	292.00	4052.5	0.01748	0.05986

000423

311940

33	25.90	292.00	1929.2	0.00579	0.01983
34	25.95	292.00	1598.5	0.00640	0.02192
35	0.00	292.00	0.0	0.00000	0.00000
36	26.12	257.50	34.2	0.00061	0.00237
37	26.26	292.00	6268.2	0.03336	0.11425
38	26.37	272.40	3432.1	0.02154	0.07907
39	26.64	292.00	7482.5	0.02844	0.09740
[illegible]	0.00	292.00	0.0	0.00000	0.00000
[illegible]	26.76	326.40	67.8	0.00112	0.00343
42	26.85	292.00	1677.4	0.00765	0.02620
43	27.05	298.90	80.0	0.00089	0.00298
44	27.18	298.90	241.7	0.00070	0.00234
45	27.31	292.00	414.6	0.00127	0.00435
46	27.44	292.00	4066.0	0.01085	0.03716
47	27.54	292.00	7285.4	0.02517	0.08620
48	27.63	293.50	9650.0	0.04920	0.16763
49	27.86	324.70	845.9	0.00366	0.01127
50	28.09	292.00	7544.4	0.02212	0.07575
51	28.28	326.40	1810.7	0.01649	0.05052
52	28.35	326.40	143.4	0.00063	0.00193
53	28.47	326.40	3170.5	0.01456	0.04461
54	28.62	326.40	1603.3	0.00450	0.01379
55	28.83	326.40	84.9	0.00013	0.00040
56	28.90	326.40	289.6	0.00116	0.00355
57	29.06	326.40	1500.2	0.00456	0.01397
58	29.19	326.40	2701.3	0.00934	0.02862
59	29.30	326.40	1540.7	0.00422	0.01293
60	29.40	360.90	1153.9	0.00457	0.01266
61	29.50	315.80	4132.7	0.01668	0.05282
62	0.00	360.90	0.0	0.00000	0.00000
63	29.79	326.40	1149.0	0.00342	0.01048
64	30.03	360.90	3175.8	0.01303	0.03610
[illegible]	30.15	350.50	1007.4	0.00239	0.00682
[illegible]	30.20	360.90	729.0	0.00390	0.01081
67	30.26	336.80	233.3	0.00091	0.00270
68	30.32	326.40	74.1	0.00052	0.00159
69	30.41	337.50	7822.8	0.02850	0.08444
70	0.00	360.90	0.0	0.00000	0.00000
71	30.77	347.80	429.8	0.00120	0.00345
72	30.95	336.80	74.3	0.00016	0.00048
73	31.19	360.90	823.7	0.00280	0.00776
74	31.30	347.80	4202.5	0.00959	0.02757
75	31.44	360.90	6675.3	0.02084	0.05774
76	0.00	360.90	0.0	0.00000	0.00000
77	31.91	360.90	3264.2	0.01349	0.03738
78	31.97	395.30	2292.9	0.00962	0.02434
79	32.15	360.90	61.1	0.00038	0.00105
80	32.29	360.90	965.6	0.00170	0.00471
81	0.00	395.30	0.0	0.00000	0.00000
82	32.49	360.90	6341.8	0.01849	0.05123
83	32.65	360.90	653.2	0.00151	0.00418
84	32.85	360.90	98.3	0.00006	0.00017
85	33.14	395.30	1377.9	0.00761	0.01925
86	0.00	360.90	0.0	0.00000	0.00000
87	33.40	395.30	217.5	0.00093	0.00235
88	33.54	395.30	8322.2	0.02729	0.06904
89	33.65	360.90	278.2	0.00050	0.00139
90	33.81	395.30	3834.1	0.01178	0.02980
91	34.05	360.90	74.6	0.00017	0.00047
	34.35	394.30	1712.3	0.00323	0.00819
	34.69	394.30	7431.8	0.02323	0.05891
94	34.93	394.30	3443.4	0.01186	0.03008
95	35.20	382.20	1775.9	0.00517	0.01353
96	35.43	429.80	1047.7	0.00048	0.00112
97	0.00	360.90	0.0	0.00000	0.00000
98	35.59	395.30	125.4	0.00022	0.00056

000424

311941

100	36.14	395.30	1141.7	0.00372	0.00941
101	36.37	429.80	106.3	0.00036	0.00084
102	36.58	395.30	16973.1	0.04278	0.10822
103	36.80	395.30	809.8	0.00232	0.00587
104	37.07	395.30	217.2	0.00058	0.00147
105	37.39	429.80	982.5	0.00263	0.00612
106	38.44	395.30	5516.9	0.00869	0.02198
107	38.68	395.30	1599.8	0.00273	0.00691
108	39.45	429.80	432.4	0.00084	0.00195
109	39.68	429.80	7126.5	0.03163	0.07359
110	40.17	429.80	8194.9	0.03103	0.07220
111	41.21	395.30	147.0	0.00032	0.00081
112	42.64	429.80	2705.8	0.00353	0.00821
113	43.12	464.20	465.9	0.00161	0.00347
114	43.98	464.20	194.9	0.00036	0.00078
115	45.28	429.80	7574.2	0.01238	0.02880
116	46.11	429.80	391.9	0.00080	0.00186
117	50.83	464.20	2880.8	0.00462	0.00995
118	56.43	498.60	37.8	0.00006	0.00012

CONCENTRATION = 1.241 PPM

TOTAL MICROMOLES = 0.0044

AVERAGE MOLECULAR WEIGHT = 281.1

NUMBER OF CALIBRATED PEAKS FOUND= 102

INTERNAL STANDARD RETENTION TIME = 49.37 MINUTES

INTERNAL STANDARD PEAK AREA = 92277.3

000425

311942

NORTHEAST ANALYTICAL, INC.

301 NOTT STREET
SCHENECTADY, NY 12305
(518) 346-4592

CONGENER WEIGHT and MOLE REPORT

NEA FILE NAME: HC0112A.mol

CUSTOMER: GENERAL ELECTRIC COMPANY (QEA)
SAMPLE DESCRIPTION: PER CHK 1.27PPM
COMMENT: 1999 CSPCB SPMD SAMPLES PROJECT GENHUD #150 COC:12/17/98
DATE ACQUIRED: 12-JAN-1999 17:07

TYPE FOR MIXED PEAK DECONVOLUTION= S

PEAK#	RET. TIME	T-CL:O-CL	IUPAC#	RRT	CONGENERS	WEIGHT %	MOLE %	PEAK#
	0.00	0:0	000	.0997	BIPHENYL	0.000	0.000	1
2	17.66	1:1	001	.1544	2	5.872	8.749	2
3	0.00	1:0	002	.1937	3	0.000	0.000	3
4	19.19	1:0	003	.1975	4	4.337	6.462	4
5	19.94	2:2	004 010	.2245	22' ; 26	1.872	2.359	5
6	20.93	2:1	007 009	.2566	24 ; 25	0.725	0.914	6
7	21.26	2:1	006	.2709	23'	1.158	1.460	7
8	21.46	2:1	005 008	.2785	23 ; 24'	9.279	11.693	8
9	0.00	2:0	014	.2973	35	0.000	0.000	9
10	22.10	3:3	019	.3045	22'6	0.141	0.154	10
11	0.00	3:2	030	.3165	246	0.000	0.000	11
12	0.00	2:0	011	.3238	33'	0.000	0.000	12
13	22.81	2:0	012 013	.3297	34 ; 34'	0.194	0.245	13
14	22.95	3:2 2:0	018 015	.3387	22'5 ; 44'	2.533	2.860	14
15	23.02	3:2	017	.3398	22'4	1.989	2.172	15
16	23.30	3:2	024 027	.3508	236 ; 23'6	0.139	0.151	16
17	23.53	3:2	016 032	.3625	22'3 ; 24'6	2.274	2.483	17
18	0.00	3:1	023	.3770	235	0.000	0.000	18
19	23.97	3:1 4:4	034 054	.3800	2'35 ; 22'66'	0.020	0.021	19
20	24.10	3:1	029	.3820	245	0.028	0.031	20
21	24.22	3:1	026	.3911	23'5	0.458	0.500	21
22	24.29	3:1	025	.3937	23'4	0.179	0.195	22
23	24.47	3:1	031	.4024	24'5	2.881	3.145	23
24	24.50	3:1 4:3	028 050	.4031	244' ; 22'46	2.026	2.212	24
25	24.80	3:1 4:3	021 033	.4170	233' ; 234 ; 22'56'	2.368	2.566	25
26	25.00	3:1 4:3	022 051	.4267	234' ; 22'46'	1.623	1.764	26
[illegible]	25.19	4:3	045	.4334	22'36	0.551	0.531	27
28	0.00	3:1	036	.4379	33'5	0.000	0.000	28
29	25.42	4:3	046	.4450	22'36'	0.220	0.212	29
	0.00	3:1	039	.4488	34'5	0.000	0.000	30
31	25.67	4:2	052 073	.4554	22'55' ; 23'5'6	3.376	3.250	31

080426

311943

PEAK#	RET. TIME	T-CL:O-CL	IUPAC#	RRT	CONGENERS	WEIGHT %	MOLE %	PEAK#
32	25.81	4:2	049	.4610	22'45	1.409	1.357	32
33	25.90	4:2	047	.4639	22'44'	0.467	0.449	33
34	25.95	4:2	048 075	.4651	22'45 ; 244'6	0.516	0.497	34
35	0.00	4:2	065 062	.4865	2346 ; 2356	0.000	0.000	35
36	26.12	3:0	035	.4738	33'4	0.049	0.054	36
37	26.26	5:4 4:2	104 044	.4832	22'466' ; 22'35'	2.689	2.589	37
38	26.37	3:0 4:2	037 042	.4870	344' ; 22'34' ; 233'6	1.736	1.792	38
39	26.64	4:2	064 071	.4990	23'34 ; 234'6 ; 23'4'6 +	2.292	2.207	39
40	0.00	4:1	068	.5040	23'45' ?	0.000	0.000	40
41	26.76	5:4	096	.5057	22'366'	0.090	0.078	41
42	26.85	4:2	040	.5102	22'33'	0.617	0.594	42
43	27.05	5:3 4:1	103 057	.5155	22'45'6 ; 233'5	0.072	0.067	43
44	27.18	5:3 4:1	100 067	.5212	22'44'6 ; 23'4'5	0.056	0.053	44
45	27.31	4:1	058 063	.5267	233'5' ; 234'5	0.102	0.099	45
46	27.44	4:1 5:3	074 094	.5340	244'5 ; 22'356'	0.875	0.842	46
47	27.54	4:1	070 061	.5407	23'4'5 ; 2'345 ; 2345?	2.029	1.953	47
48	27.63	4:1 5:3	066 095	.5447	23'44' ; 22'356 ; 22'35'6	3.966	3.799	48
49	27.86	5:3 4:1	091 098	.5549	22'34'6 ; 22'3'46 ; 233'4	0.295	0.255	49
50	28.09	4:1	056 060	.5676	233'4' ; 2344'	1.783	1.717	50
51	28.28	6:4 5:3	155 084	.5666	22'44'66' ; 22'33'6; 22'355'	1.329	1.145	51
52	28.35	5:3	089	.5779	22'346'	0.051	0.044	52
53	28.47	5:2	101 090	.5814	22'34'5 ; 22'455'	1.174	1.011	53
54	28.62	5:2	099	.5880	22'44'5	0.363	0.312	54
55	28.83	6:4 5:2	150 112	.5969	22'34'66' ; 233'56 ; 23'44'6	0.010	0.009	55
56	28.90	5:2	083 109	.6029	22'33'5 ; 233'46	0.094	0.081	56
57	29.06	6:4 5:2	152 097	.6062	22'3566' ; 22'345 ; 22'3'45	0.368	0.317	57
58	29.19	5:2	087 111	.6175	22'345' ; 233'55' ; 2344'6	0.753	0.648	58
59	29.30	5:2	085 116	.6224	22'344' ; 23456?	0.340	0.293	59
60	29.40	6:4	136	.6257	22'33'66'	0.368	0.287	60
61	29.50	4:0 5:2	077 110	.6295	33'44' ; 233'4'6	1.344	1.197	61
62	0.00	6:3	154	.6349	22'44'56'	0.000	0.000	62
63	29.79	5:2	082	.6453	22'33'4	0.276	0.237	63
64	30.03	6:3	151	.6499	22'355'6	1.050	0.818	64
65	30.15	6:3 5:1	135 124	.6563	22'33'56' ; 2'344'5	0.193	0.155	65
66	30.20	6:3	144	.6584	22'345'6	0.314	0.245	66
67	30.26	5:1 6:3	107 108	.6628	233'4'5 ; 233'45' ; 22'34'56	0.073	0.061	67
68	30.32	5:1	123	.6658	2'344'5	0.042	0.036	68
69	30.41	6:3 5:1	149 118	.6672	22'34'5'6 ; 23'44'5 ; 233'45	2.297	1.914	69
70	0.00	6:3	139 140	.6707	22'344'6 ; 22'344'6'	0.000	0.000	70
71	30.77	6:3 5:1	134 143	.6796	22'33'56' ; 22'3456'; 2344'5	0.097	0.078	71
72	30.95	5:1 6:3	122 131	.6871	2'33'45; 22'33'46;22'33'55'+	0.013	0.011	72
73	31.19	6:2	146 161	.6955	22'34'55' ; 233'45'6	0.226	0.176	73
74	31.30	6:3 5:1	132 105	.7035	22'33'46' ; 233'44'	0.773	0.625	74
75	31.44	6:2	153	.7036	22'44'55'	1.680	1.309	75
76	0.00	6:2	168	.7068	23'44'5'6	0.000	0.000	76
77	31.91	6:2	141	.7203	22'3455'	1.087	0.847	77
78	31.97	7:4	179	.7205	22'33'566'	0.775	0.551	78
79	32.15	6:2	130	.7284	22'33'45'	0.031	0.024	79
80	32.29	6:2	137	.7329	22'344'5	0.137	0.107	80
81	0.00	7:4	176	.7305	22'33'466'	0.000	0.000	81
82	32.49	6:2	138 163	.7403	22'344'5' ; 233'4'56 ; +2	1.490	1.161	82
83	32.65	6:2	158	.7429	233'44'6	0.122	0.095	83
84	32.85	6:2	129	.7501	22'33'45	0.005	0.004	84
85	33.14	7:3	178	.7537	22'33'55'6	0.613	0.436	85
86	0.00	6:2	166	.7572	2344'56	0.000	0.000	86
87	33.40	7:3	175	.7611	22'33'45'6	0.075	0.053	87

PEAK#	RET. TIME	T-CL:O-CL	IUPAC#	RRT	CONGENERS	WEIGHT %	MOLE %	PEAK#
	33.54	7:3	187 182	.7653	22'34'55'6 ; 22'344'56'	2.200	1.564	88
89	33.65	6:2	128	.7761	22'33'44'	0.040	0.031	89
90	33.81	7:3	183	.7720	22'344'5'6	0.950	0.675	90
91	34.05	6:1	167	.7814	23'44'55'	0.014	0.011	91
92	34.35	7:3	185	.7848	22'3455'6	0.260	0.186	92
93	34.69	7:3	174 181	.7965	22'33'456' ; 22'344'56	1.872	1.335	93
94	34.93	7:3	177	.8031	22'33'4'56	0.956	0.682	94
95	35.20	7:3 6:1	171 156	.8105	22'33'44'6 ; 233'44'5	0.417	0.307	95
96	35.43	8:4	202	.8089	22'33'55'66'	0.039	0.025	96
97	0.00	6:1	157	.8184	233'44'5'	0.000	0.000	97
98	35.59	7:3	173	.8152	22'33'456	0.018	0.013	98
99	35.92	8:4	200 204	.8197	22'33'45'66' ; 22'344'566'	0.214	0.140	99
100	36.14	7:2	172 192	.8278	22'33'455' ; 233'455'6	0.300	0.213	100
101	36.37	8:4	197	.8293	22'33'44'66'	0.029	0.019	101
102	36.58	7:2	180	.8362	22'344'55'	3.448	2.452	102
103	36.80	7:2	193	.8397	233'4'55'6	0.187	0.133	103
104	37.07	7:2	191	.8447	233'44'5'6	0.047	0.033	104
105	37.39	8:4	199	.8494	22'33'4566'	0.212	0.139	105
106	38.44	7:2	170	.8740	22'33'44'5	0.700	0.498	106
107	38.68	7:2	190	.8740	233'44'56	0.220	0.157	107
108	39.45	8:3	198	.8845	22'33'455'6	0.068	0.044	108
109	39.68	8:3	201	.8875	22'33'4'55'6	2.550	1.668	109
110	40.17	8:3	196 203	.8935	22'33'44'5'6 ; 22'344'55'6	2.501	1.636	110
111	41.21	7:1	189	.9142	233'44'55'	0.026	0.018	111
112	42.64	8:3	195	.9321	22'33'44'56	0.285	0.186	112
3	43.12	9:4	208	.9320	22'33'455'66'	0.130	0.079	113
14	43.98	9:4	207	.9423	22'33'44'566'	0.029	0.018	114
15	45.28	8:2	194	.9620	22'33'44'55'	0.998	0.653	115
116	46.11	8:2	205	.9678	233'44'55'6	0.064	0.042	116
117	50.83	9:3	206	1.010	22'33'44'55'6	0.372	0.226	117
118	56.43	10:4	209	1.050	22'33'44'55'66'	0.005	0.003	118

CONCENTRATION = 1.241 PPM

TOTAL MICROMOLES = 0.0044

AVERAGE MOLECULAR WEIGHT = 281.1

NUMBER OF CALIBRATED PEAKS FOUND= 102

Sample: PER CHK 1.27PPM Channel: detector 1 Filename: HC0112A
Acquired: 12-JAN-99 17:07 Method: J:\MAX99\GC9\QEA0112A Operator: REW
Comments: NORTHEAST ANALYTICAL 301 NOTT STREET SCHENECTADY, NY 518-346-4592

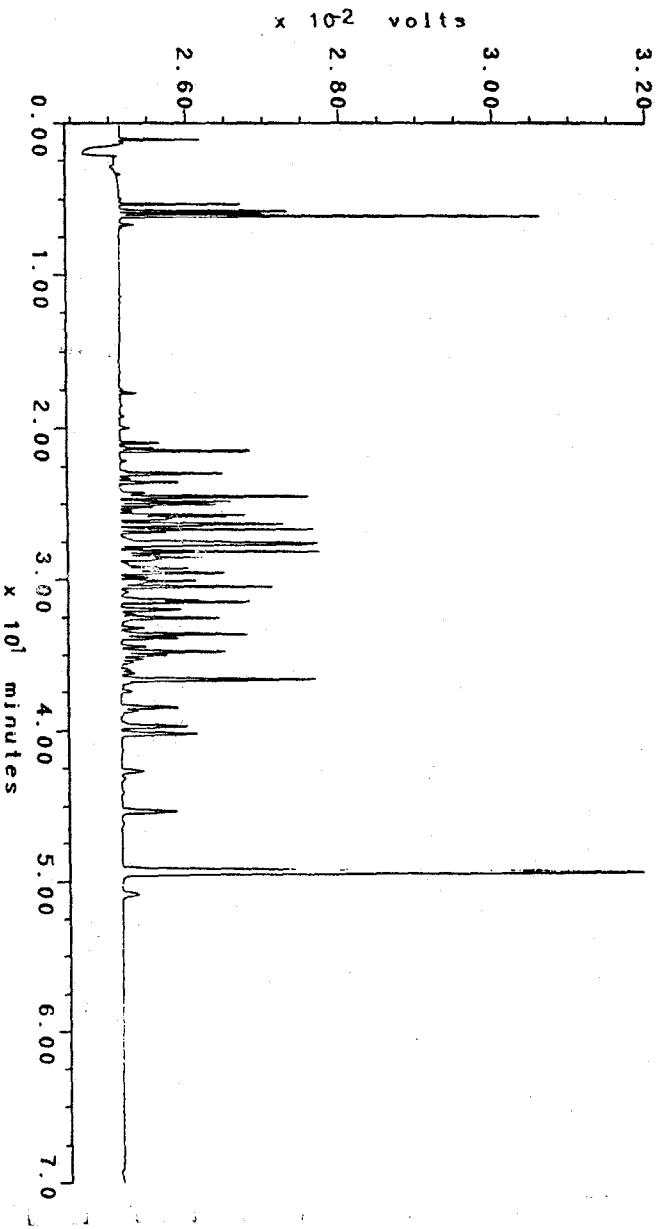

311946

NORTHEAST ANALYTICAL, INC.

301 NOTT STREET
SCHENECTADY, NY 12305
(518) 346-4592

PCB SUMMARY REPORT

NEA FILE NAME: HC0112B.hrs

CUSTOMER: GENERAL ELECTRIC COMPANY (QEA)
SAMPLE DESCRIPTION: PER CHK 1.27PPM
COMMENT: 1999 CSPCB SPMD SAMPLES PROJECT GENHUD #150 COC:12/17/98
DATE ACQUIRED: 12-JAN-1999 23:55

Total PCBs in Sample= 1.24 PPM

PCB Homolog Distribution

Homologs	Wt. %	Mole %
Mono	10.08	15.04
Di	13.74	17.25
Tri	16.96	18.52
Tetra	21.79	21.06
Penta	8.76	7.55
Hexa	8.17	6.43
Hepta	12.95	9.24
Octa	6.95	4.55
Nona	0.58	0.35
Deca	0.00	0.00

NOMINAL 'AROCLOR' Distribution

Aroclor	Indicator Peak (PK#/IUPAC#)	Amount PPM	Percent SEDIMENT	Percent BIOTA
A1221	2/001	0.0729	35.7	28.6
A1242	23+24/31+28	0.0597	29.3	23.4
A1254SED	61/110	0.0166	8.1	
A1254BIO	***/###	0.0678		26.6
A1260	102/180	0.0426	20.8	16.7
A1268	115/194	0.0123	6.0	4.8

***/###:69+75+82/149+153+138

·tho Cl / biphenyl Residue = 1.57

ta + Para Cl / biphenyl Residue = 2.13

TOTAL Cl / biphenyl Residue = 3.70

000430

311947

NORTHEAST ANALYTICAL, INC.

301 NOTT STREET
SCHENECTADY, NY 12305
(518) 346-4592

PCB CONGENER AMOUNT REPORT

NEA FILE NAME: HC0112B.mol

CUSTOMER: GENERAL ELECTRIC COMPANY (QEA)
SAMPLE DESCRIPTION: PER CHK 1.27PPM
COMMENT: 1999 CSPCB SPMD SAMPLES PROJECT GENHUD #150 COC:12/17/98
DATE ACQUIRED: 12-JAN-1999 23:55

TYPE FOR MIXED PEAK DECONVOLUTION= S

PEAK NO.	RETENTION TIME	MOLECULAR WT.	PEAK AREA	AMOUNT (PPM)	Nanomoles/g(ml) Sample
1	0.00	154.20	0.0	0.00000	0.00000
2	17.67	188.70	615.7	0.07295	0.38659
3	0.00	188.70	0.0	0.00000	0.00000
4	19.20	188.70	221.6	0.05254	0.27843
5	19.94	223.10	486.9	0.02223	0.09964
6	20.93	223.10	1452.5	0.00903	0.04048
7	21.26	223.10	1104.3	0.01459	0.06540
8	21.46	223.10	4421.8	0.11468	0.51403
9	0.00	223.10	0.0	0.00000	0.00000
10	22.11	257.50	210.3	0.00177	0.00687
11	0.00	257.50	0.0	0.00000	0.00000
12	0.00	223.10	0.0	0.00000	0.00000
13	22.81	223.10	315.7	0.00265	0.01188
14	22.95	249.00	3573.9	0.03133	0.12582
15	23.03	257.50	1505.2	0.02631	0.10217
16	23.30	257.50	378.3	0.00177	0.00687
17	23.53	257.50	3087.1	0.02869	0.11142
18	0.00	257.50	0.0	0.00000	0.00000
19	23.96	267.90	36.9	0.00057	0.00213
20	24.10	257.50	56.8	0.00026	0.00101
21	24.22	257.50	790.1	0.00541	0.02101
22	24.29	257.50	456.0	0.00223	0.00866
23	24.47	257.50	4668.5	0.02892	0.11231
24	24.51	257.50	6213.8	0.03081	0.11965
25	24.81	259.50	4318.3	0.02957	0.11395
	25.00	258.70	3029.0	0.02007	0.07758
27	25.19	292.00	1093.0	0.00714	0.02445
28	0.00	257.50	0.0	0.00000	0.00000
29	25.42	292.00	399.9	0.00298	0.01021
30	0.00	257.50	0.0	0.00000	0.00000
31	25.68	292.00	4133.1	0.04200	0.14384
32	25.81	292.00	3574.8	0.01749	0.05990

000431

311948

33	25.90	292.00	1556.1	0.00529	0.01812
34	25.95	292.00	1591.3	0.00722	0.02473
35	0.00	292.00	0.0	0.00000	0.00000
36	26.13	257.50	43.3	0.00088	0.00342
37	26.27	292.00	5435.2	0.03282	0.11240
38	26.37	272.40	3145.8	0.02240	0.08223
39	26.65	292.00	6589.5	0.02841	0.09729
[illegible]	0.00	292.00	0.0	0.00000	0.00000
[illegible]	26.78	326.40	65.9	0.00124	0.00380
42	26.86	292.00	1480.1	0.00765	0.02620
43	27.05	298.90	52.7	0.00066	0.00221
44	27.19	298.90	273.7	0.00090	0.00301
45	27.31	292.00	376.6	0.00130	0.00445
46	27.44	292.00	3600.0	0.01090	0.03733
47	27.55	292.00	6394.3	0.02506	0.08582
48	27.63	293.50	8591.7	0.04969	0.16930
49	27.87	324.70	757.7	0.00372	0.01146
50	28.10	292.00	6587.8	0.02191	0.07503
51	28.28	326.40	1581.8	0.01634	0.05006
52	28.35	326.40	126.0	0.00063	0.00193
53	28.48	326.40	2815.7	0.01466	0.04491
54	28.62	326.40	1450.1	0.00461	0.01412
55	28.84	326.40	86.4	0.00015	0.00046
56	28.90	326.40	268.5	0.00122	0.00374
57	29.06	326.40	1342.5	0.00463	0.01419
58	29.19	326.40	2435.5	0.00955	0.02926
59	29.30	326.40	1371.4	0.00426	0.01305
60	29.40	360.90	1095.1	0.00492	0.01363
61	29.50	315.80	3628.3	0.01661	0.05260
62	0.00	360.90	0.0	0.00000	0.00000
63	29.79	326.40	1014.6	0.00343	0.01051
64	30.04	360.90	2855.1	0.01329	0.03682
65	30.15	350.50	828.9	0.00223	0.00636
[illegible]	30.20	360.90	732.6	0.00445	0.01233
67	30.26	336.80	239.2	0.00105	0.00312
68	30.33	326.40	69.7	0.00055	0.00169
69	30.42	337.50	6921.0	0.02860	0.08474
70	0.00	360.90	0.0	0.00000	0.00000
71	30.78	347.80	415.6	0.00132	0.00380
72	30.95	336.80	70.0	0.00017	0.00050
73	31.20	360.90	672.9	0.00260	0.00720
74	31.31	347.80	3680.0	0.00952	0.02737
75	31.45	360.90	5837.2	0.02067	0.05727
76	0.00	360.90	0.0	0.00000	0.00000
77	31.92	360.90	2727.5	0.01279	0.03544
78	31.97	395.30	2270.5	0.01081	0.02735
79	32.17	360.90	74.8	0.00053	0.00147
80	32.30	360.90	941.4	0.00188	0.00521
81	0.00	395.30	0.0	0.00000	0.00000
82	32.50	360.90	5608.4	0.01855	0.05140
83	32.66	360.90	577.0	0.00151	0.00418
84	32.84	360.90	117.5	0.00008	0.00022
85	33.14	395.30	1274.3	0.00798	0.02019
86	0.00	360.90	0.0	0.00000	0.00000
87	33.41	395.30	231.3	0.00113	0.00286
88	33.54	395.30	7300.4	0.02716	0.06871
89	33.64	360.90	251.2	0.00051	0.00141
90	33.82	395.30	3375.6	0.01177	0.02977
91	34.05	360.90	66.0	0.00017	0.00047
[illegible]	34.36	394.30	1506.7	0.00323	0.00819
93	34.70	394.30	6498.5	0.02305	0.05846
94	34.94	394.30	3007.6	0.01175	0.02980
95	35.21	382.20	1564.0	0.00516	0.01350
96	35.44	429.80	951.0	0.00049	0.00114
97	0.00	360.90	0.0	0.00000	0.00000
98	35.60	395.30	139.0	0.00027	0.00068

000432

311949

99	35.94	429.80	696.5	0.00264	0.00614
100	36.15	395.30	960.8	0.00355	0.00898
101	36.41	429.80	166.8	0.00064	0.00149
102	36.59	395.30	14879.4	0.04255	0.10764
103	36.82	395.30	823.0	0.00268	0.00678
104	37.09	395.30	197.6	0.00060	0.00152
105	37.40	429.80	966.9	0.00294	0.00684
5	38.44	395.30	4858.4	0.00868	0.02196
107	38.69	395.30	1366.0	0.00265	0.00670
108	39.48	429.80	386.8	0.00086	0.00200
109	39.69	429.80	6228.4	0.03136	0.07296
110	40.19	429.80	7177.5	0.03084	0.07175
111	41.25	395.30	62.9	0.00015	0.00038
112	42.67	429.80	2465.6	0.00365	0.00849
113	43.13	464.20	469.5	0.00184	0.00396
114	44.00	464.20	260.5	0.00054	0.00116
115	45.31	429.80	6633.9	0.01230	0.02862
116	46.10	429.80	336.1	0.00077	0.00179
117	50.87	464.20	2655.5	0.00483	0.01040
118	56.43	498.60	30.5	0.00006	0.00012

CONCENTRATION = 1.244 PPM

TOTAL MICROMOLES = 0.0044

AVERAGE MOLECULAR WEIGHT = 281.5

NUMBER OF CALIBRATED PEAKS FOUND= 102

INTERNAL STANDARD RETENTION TIME = 49.39 MINUTES

INTERNAL STANDARD PEAK AREA = 81344.4

NORTHEAST ANALYTICAL, INC.

301 NOTT STREET
SCHENECTADY, NY 12305
(518) 346-4592

CONGENER WEIGHT and MOLE REPORT

NEA FILE NAME: HC0112B.mol

CUSTOMER: GENERAL ELECTRIC COMPANY (QEA)
SAMPLE DESCRIPTION: PER CHK 1.27PPM
COMMENT: 1999 CSPCB SPMD SAMPLES PROJECT GENHUD #150 COC:12/17/98
DATE ACQUIRED: 12-JAN-1999 23:55

TYPE FOR MIXED PEAK DECONVOLUTION= S

PEAK#	RET. TIME	T-CL:O-CL	IUPAC#	RRT	CONGENERS	WEIGHT %	MOLE %	PEAK#
	0.00	0:0	000	.0997	BIPHENYL	0.000	0.000	1
2	17.67	1:1	001	.1544	2	5.862	8.745	2
3	0.00	1:0	002	.1937	3	0.000	0.000	3
4	19.20	1:0	003	.1975	4	4.222	6.298	4
5	19.94	2:2	004 010	.2245	22' ; 26	1.786	2.254	5
6	20.93	2:1	007 009	.2566	24 ; 25	0.726	0.916	6
7	21.26	2:1	006	.2709	23'	1.172	1.479	7
8	21.46	2:1	005 008	.2785	23 ; 24'	9.215	11.627	8
9	0.00	2:0	014	.2973	35	0.000	0.000	9
10	22.11	3:3	019	.3045	22'6	0.142	0.155	10
11	0.00	3:2	030	.3165	246	0.000	0.000	11
12	0.00	2:0	011	.3238	33'	0.000	0.000	12
13	22.81	2:0	012 013	.3297	34 ; 34'	0.213	0.269	13
14	22.95	3:2 2:0	018 015	.3387	22'5 ; 44'	2.518	2.846	14
15	23.03	3:2	017	.3398	22'4	2.114	2.311	15
16	23.30	3:2	024 027	.3508	236 ; 23'6	0.142	0.155	16
17	23.53	3:2	016 032	.3625	22'3 ; 24'6	2.305	2.520	17
18	0.00	3:1	023	.3770	235	0.000	0.000	18
19	23.96	3:1 4:4	034 054	.3800	2'35 ; 22'66'	0.046	0.048	19
20	24.10	3:1	029	.3820	245	0.021	0.023	20
21	24.22	3:1	026	.3911	23'5	0.435	0.475	21
22	24.29	3:1	025	.3937	23'4	0.179	0.196	22
23	24.47	3:1	031	.4024	24'5	2.324	2.540	23
24	24.51	3:1 4:3	028 050	.4031	244' ; 22'46	2.476	2.706	24
25	24.81	3:1 4:3	021 033	.4170	233' ; 234 ; 22'56'	2.376	2.578	25
26	25.00	3:1 4:3	022 051	.4267	234' ; 22'46'	1.613	1.755	26
	25.19	4:3	045	.4334	22'36	0.574	0.553	27
28	0.00	3:1	036	.4379	33'5	0.000	0.000	28
29	25.42	4:3	046	.4450	22'36'	0.239	0.231	29
30	0.00	3:1	039	.4488	34'5	0.000	0.000	30
31	25.68	4:2	052 073	.4554	22'55' ; 23'5'6	3.375	3.254	31

PEAK#	RET. TIME	T-CL:O-CL	IUPAC#	RRT	CONGENERS	WEIGHT %	MOLE %	PEAK#
32	25.81	4:2	049	.4610	22'45	1.405	1.355	32
33	25.90	4:2	047	.4639	22'44'	0.425	0.410	33
34	25.95	4:2	048 075	.4651	22'45 ; 244'6	0.580	0.559	34
35	0.00	4:2	065 062	.4865	2346 ; 2356	0.000	0.000	35
36	26.13	3:0	035	.4738	33'4	0.071	0.077	36
37	26.27	5:4 4:2	104 044	.4832	22'466' ; 22'35'	2.637	2.542	37
38	26.37	3:0 4:2	037 042	.4870	344' ; 22'34' ; 233'6	1.800	1.860	38
39	26.65	4:2	064 071	.4990	23'34 ; 234'6 ; 23'4'6 +	2.283	2.201	39
40	0.00	4:1	068	.5040	23'45' ?	0.000	0.000	40
41	26.78	5:4	096	.5057	22'366'	0.100	0.086	41
42	26.86	4:2	040	.5102	22'33'	0.615	0.593	42
43	27.05	5:3 4:1	103 057	.5155	22'45'6 ; 233'5	0.053	0.050	43
44	27.19	5:3 4:1	100 067	.5212	22'44'6 ; 23'4'5	0.072	0.068	44
45	27.31	4:1	058 063	.5267	233'5' ; 234'5	0.104	0.101	45
46	27.44	4:1 5:3	074 094	.5340	244'5 ; 22'356'	0.876	0.844	46
47	27.55	4:1	070 061	.5407	23'4'5 ; 2'345 ; 2345?	2.014	1.941	47
48	27.63	4:1 5:3	066 095	.5447	23'44' ; 22'356 ; 22'35'6	3.993	3.830	48
49	27.87	5:3 4:1	091 098	.5549	22'34'6 ; 22'3'46 ; 233'4	0.299	0.259	49
50	28.10	4:1	056 060	.5676	233'4' ; 2344'	1.761	1.697	50
51	28.28	6:4 5:3	155 084	.5666	22'44'66' ; 22'33'6; 22'355'	1.313	1.132	51
52	28.35	5:3	089	.5779	22'346'	0.051	0.044	52
53	28.48	5:2	101 090	.5814	22'34'5 ; 22'455'	1.178	1.016	53
54	28.62	5:2	099	.5880	22'44'5	0.370	0.319	54
55	28.84	6:4 5:2	150 112	.5969	22'34'66' ; 233'56 ; 23'44'6	0.012	0.010	55
56	28.90	5:2	083 109	.6029	22'33'5 ; 233'46	0.098	0.085	56
	29.06	6:4 5:2	152 097	.6062	22'3566' ; 22'345 ; 22'3'45	0.372	0.321	57
58	29.19	5:2	087 111	.6175	22'345' ; 233'55' ; 2344'6	0.767	0.662	58
59	29.30	5:2	085 116	.6224	22'344' ; 23456?	0.342	0.295	59
60	29.40	6:4	136	.6257	22'33'66'	0.395	0.308	60
61	29.50	4:0 5:2	077 110	.6295	33'44' ; 233'4'6	1.335	1.190	61
62	0.00	6:3	154	.6349	22'44'56'	0.000	0.000	62
63	29.79	5:2	082	.6453	22'33'4	0.276	0.238	63
64	30.04	6:3	151	.6499	22'355'6	1.068	0.833	64
65	30.15	6:3 5:1	135 124	.6563	22'33'56' ; 2'344'5	0.179	0.144	65
66	30.20	6:3	144	.6584	22'345'6	0.358	0.279	66
67	30.26	5:1 6:3	107 108	.6628	233'4'5 ; 233'45' ; 22'34'56	0.084	0.071	67
68	30.33	5:1	123	.6658	2'344'5	0.044	0.038	68
69	30.42	6:3 5:1	149 118	.6672	22'34'5'6 ; 23'44'5 ; 233'45	2.298	1.917	69
70	0.00	6:3	139 140	.6707	22'344'6 ; 22'344'6'	0.000	0.000	70
71	30.78	6:3 5:1	134 143	.6796	22'33'56' ; 22'3456'; 2344'5	0.106	0.086	71
72	30.95	5:1 6:3	122 131	.6871	2'33'45; 22'33'46;22'33'55'+	0.014	0.011	72
73	31.20	6:2	146 161	.6955	22'34'55' ; 233'45'6	0.209	0.163	73
74	31.31	6:3 5:1	132 105	.7035	22'33'46' ; 233'44'	0.765	0.619	74
75	31.45	6:2	153	.7036	22'44'55'	1.661	1.296	75
76	0.00	6:2	168	.7068	23'44'5'6	0.000	0.000	76
77	31.92	6:2	141	.7203	22'3455'	1.028	0.802	77
78	31.97	7:4	179	.7205	22'33'566'	0.869	0.619	78
79	32.17	6:2	130	.7284	22'33'45'	0.043	0.033	79
80	32.30	6:2	137	.7329	22'344'5	0.151	0.118	80
81	0.00	7:4	176	.7305	22'33'466'	0.000	0.000	81
82	32.50	6:2	138 163	.7403	22'344'5' ; 233'4'56 ; +2	1.491	1.163	82
	32.66	6:2	158	.7429	233'44'6	0.121	0.095	83
84	32.84	6:2	129	.7501	22'33'45	0.006	0.005	84
85	33.14	7:3	178	.7537	22'33'55'6	0.641	0.457	85
86	0.00	6:2	166	.7572	2344'56	0.000	0.000	86
87	33.41	7:3	175	.7611	22'33'45'6	0.091	0.065	87

PEAK#	RET. TIME	T-CL:O-CL	IUPAC#	RRT	CONGENERS	WEIGHT %	MOLE %	PEAK#
[illegible]	33.54	7:3	187 182	.7653	22'34'55'6 ; 22'344'56'	2.182	1.554	88
89	33.64	6:2	128	.7761	22'33'44'	0.041	0.032	89
90	33.82	7:3	183	.7720	22'344'5'6	0.946	0.673	90
91	34.05	6:1	167	.7814	23'44'55'	0.014	0.011	91
92	34.36	7:3	185	.7848	22'3455'6	0.260	0.185	92
93	34.70	7:3	174 181	.7965	22'33'456' ; 22'344'56	1.852	1.322	93
94	34.94	7:3	177	.8031	22'33'4'56	0.944	0.674	94
95	35.21	7:3 6:1'	171 156	.8105	22'33'44'6 ; 233'44'5	0.415	0.305	95
96	35.44	8:4	202	.8089	22'33'55'66'	0.039	0.026	96
97	0.00	6:1	157	.8184	233'44'5'	0.000	0.000	97
98	35.60	7:3	173	.8152	22'33'456	0.022	0.015	98
99	35.94	8:4	200 204	.8197	22'33'45'66' ; 22'344'566'	0.212	0.139	99
100	36.15	7:2	172 192	.8278	22'33'455' ; 233'455'6	0.285	0.203	100
101	36.41	8:4	197	.8293	22'33'44'66'	0.051	0.034	101
102	36.59	7:2	180	.8362	22'344'55'	3.419	2.435	102
103	36.82	7:2	193	.8397	233'4'55'6	0.215	0.153	103
104	37.09	7:2	191	.8447	233'44'5'6	0.048	0.034	104
105	37.40	8:4	199	.8494	22'33'4566'	0.236	0.155	105
106	38.44	7:2	170	.8740	22'33'44'5	0.697	0.497	106
107	38.69	7:2	190	.8740	233'44'56	0.213	0.152	107
108	39.48	8:3	198	.8845	22'33'455'6	0.069	0.045	108
109	39.69	8:3	201	.8875	22'33'4'55'6	2.520	1.650	109
110	40.19	8:3	196 203	.8935	22'33'44'5'6 ; 22'344'55'6	2.478	1.623	110
111	41.25	7:1	189	.9142	233'44'55'	0.012	0.009	111
112	42.67	8:3	195	.9321	22'33'44'56	0.293	0.192	112
113	43.13	9:4	208	.9320	22'33'455'66'	0.148	0.090	113
114	44.00	9:4	207	.9423	22'33'44'566'	0.043	0.026	114
115	45.31	8:2	194	.9620	22'33'44'55'	0.988	0.647	115
116	46.10	8:2	205	.9678	233'44'55'6	0.062	0.041	116
117	50.87	9:3	206	1.010	22'33'44'55'6	0.388	0.235	117
118	56.43	10:4	209	1.050	22'33'44'55'66'	0.005	0.003	118

CONCENTRATION = 1.244 PPM

TOTAL MICROMOLES = 0.0044

AVERAGE MOLECULAR WEIGHT = 281.5

NUMBER OF CALIBRATED PEAKS FOUND= 102

Sample PER CHK 1.27PPM Channel detector 1 Filename: HC0112B
Acquired 12-JAN-99 23:55 Method J:\MAX99\GC9\QEA0112A Operator: REW
Comments NORTHEAST ANALYTICAL 301 NOTT STREET SCHENECTADY, NY 518-346-4592

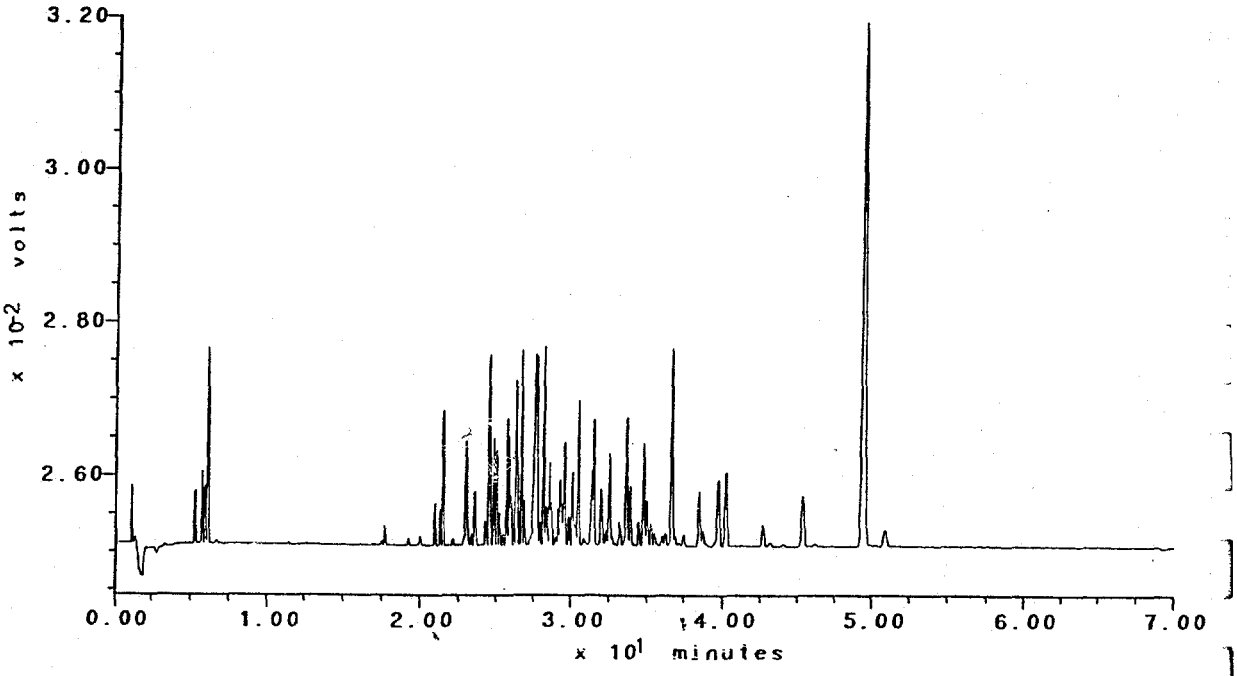

000137

311954

MAXIMA (c)1990 Dynamic Solutions, Division of Millipore

MAXIMA 820 CUSTOM REPORT

Printed: 15-JAN-1999 16:21:20

SAMPLE: PER CHK 1.27PPM
#13 in Method: QEA SPME SAMPLES QEA0107A
Acquired: 7-JAN-1999 16:38
Rate: 5.0 points/sec
Duration: 70.060 minutes
Operator: REW

Type: UNKN
Instrument: Instrument 9
Filename: HC0107A
Index: Disk

DETECTOR: detector 1

ID#	PK#	RETENTION TIME (minutes)	PEAK NAME (chlorine no.)	Peak Area	AMOUNT SOULTION (ug/ml)	SAMPLE AMOUNT (ppm)
2	1	17.66	2 (1)	708.9	0.078047	0.07805
4	2	19.19	4 (3)	229.5	0.050542	0.05054
5	3	19.94	5 (4,10)	548.5	0.023262	0.02326
6	4	20.93	6 (7,9)	1558.4	0.008997	0.00900
7	5	21.26	7 (6)	1183.4	0.014526	0.01453
8	6	21.46	8 (5,8)	4724.5	0.113854	0.11385
10	7	22.10	10 (19)	255.5	0.001997	0.00200
13	8	22.81	13 (12,13)	343.5	0.002578	0.00258
14	9	22.95	14 (15,18)	3771.7	0.030721	0.03072
15	10	23.02	15 (17)	1599.7	0.025980	0.02598
16	11	23.30	16 (24,27)	411.5	0.001789	0.00179
17	12	23.52	17 (16,32)	3323.6	0.028705	0.02871
19	13	23.96	19 (34,54)	47.9	0.000692*	0.00069*
20	14	24.10	20 (29)	79.7	0.000340	0.00034
21	15	24.22	21 (26)	868.9	0.005532	0.00553
22	16	24.29	22 (25)	498.5	0.002265	0.00226
23	17	24.46	23 (31)	5016.9	0.028873	0.02888
24	18	24.50	24 (28,50)	6550.7	0.030179	0.03018
25	19	24.80	25(20,21,33,53)	4625.8	0.029431	0.02943
26	20	25.00	26 (22,51)	3218.6	0.019814	0.01981
27	21	25.19	27 (45)	1140.2	0.006920	0.00692
29	22	25.42	29 (46)	434.9	0.003006	0.00301
31	23	25.67	31 (43,52,73)	4388.1	0.041434	0.04143
32	24	25.81	32 (49)	3831.7	0.017422	0.01742
33	25	25.90	33 (47)	1700.0	0.005374	0.00537
34	26	25.95	34 (48,75)	1704.2	0.007189	0.00719
36	27	26.12	36 (35)	64.2	0.001208*	0.00121*
37	28	26.27	37 (44,104)	5710.8	0.032040	0.03204
38	29	26.37	38 (37,42,59)	3356.0	0.022206	0.02221
39	30	26.64	39(41,64,71,72)	7027.3	0.028152	0.02815
41	31	26.78	41 (96)	61.6	0.001078*	0.00108*
42	32	26.85	42 (40)	1584.7	0.007614	0.00761
43	33	27.05	43 (57,103)	59.8	0.000699*	0.00070*
44	34	27.19	44 (67,100)	250.0	0.000764	0.00076

000138

311955

45	35	27.31	45 (58,63)	409.5	0.001318	0.00132
46	36	27.44	46 (74,94)	3833.0	0.010782	0.01078
47	37	27.54	47 (61,70,76)	6833.3	0.024889	0.02489
48	38	27.63	48 (66,93,95)	9097.9	0.048892	0.04889
49	39	27.86	49 (55,91,98)	834.3	0.003805	0.00381
50	40	28.09	50 (56,60)	7066.4	0.021837	0.02184
51	41	28.27	51 (84,92,155)	1700.9	0.015331	0.01533
52	42	28.35	52 (89)	158.2	0.000731	0.00073
53	43	28.47	53 (90,101)	2996.4	0.014501	0.01450
54	44	28.62	54 (99)	1528.9	0.004521	0.00452
55	45	28.83	55(112,119,150)	83.8	0.000135	0.00013
56	46	28.89	56 (83,109)	282.8	0.001197	0.00120
57	47	29.06	57 (86,97,152)	1443.8	0.004625	0.00463
58	48	29.19	58(81,87,111+15	2540.2	0.009255	0.00926
59	49	29.30	59 (85,116)	1506.6	0.004345	0.00434
60	102	49.36	I.S. (OCN)	87542.6‡	0.181300‡	
				---	---	---
TOTAL				111195.0	0.840499*	0.84050*

‡ Value not included in TOTAL calculation.

* Result calculation was based on a manually entered response factor.

000439

311956

MAXIMA (c)1990 Dynamic Solutions, Division of Millipore

MAXIMA 820 CUSTOM REPORT

Printed: 18-JAN-1999 10:32:01

SAMPLE: PER CHK 1.27PPM
#13 in Method: QEA SPME SAMPLES QEA0107B
Acquired: 7-JAN-1999 16:38
Rate: 5.0 points/sec
Duration: 70.060 minutes
Operator: REW

Type: UNKN
Instrument: Instrument 9
Filename: HC0107A
Index: Disk

DETECTOR: detector 1

ID#	PK#	RETENTION TIME (minutes)	PEAK NAME (chlorine no.)	Peak Area	AMOUNT SOULTION (ug/ml)	SAMPLE AMOUNT (ppm)
1	50	29.39	60 (136)	1184.5	0.004946	0.00495
2	51	29.49	61 (77,110))	3839.3	0.016335	0.01634
4	52	29.79	63 (82)	1092.7	0.003431	0.00343
5	53	30.03	64 (151)	3006.0	0.012999	0.01300
6	54	30.14	65 (124,135)	909.7	0.002279	0.00228
7	55	30.20	66 (144)	711.9	0.004017	0.00402
8	56	30.25	67(107,108,147)	265.7	0.001087	0.00109
9	57	30.32	68 (123)	80.2	0.000591*	0.00059*
10	58	30.41	69(106,118,149)	7389.5	0.028374	0.02837
12	59	30.77	71(114,134,143)	465.6	0.001376	0.00138
13	61	30.94	72(122,31,33,42	114.0	0.000251	0.00025
14	62	31.20	73 (146,161)	777.0	0.002787	0.00279
15	63	31.30	74 (105,132)	4025.3	0.009678	0.00968
16	64	31.44	75 (153)	6283.1	0.020674	0.02067
18	65	31.91	77 (141)	2856.4	0.012446	0.01245
19	66	31.97	78 (179)	2419.7	0.010705	0.01070
20	67	32.15	79 (130)	62.0	0.000408	0.00041
21	68	32.29	80 (137,176)	911.5	0.001696	0.00170
22	69	32.49	82(138,160,3,4)	5925.1	0.018210	0.01821
23	70	32.65	83 (158)	624.3	0.001518	0.00152
24	71	32.83	84 (129)	121.2	0.000075	0.00008
25	72	33.14	85 (178)	1364.1	0.007938	0.00794
27	73	33.40	87 (175)	264.6	0.001198	0.00120
28	74	33.54	88 (182,187)	7788.0	0.026925	0.02692
29	75	33.65	89 (128)	330.9	0.000621	0.00062
30	76	33.81	90 (183)	3639.0	0.011786	0.01179
31	77	34.05	91 (167)	91.9	0.000223	0.00022
32	78	34.35	92 (185)	1605.9	0.003197	0.00320
33	79	34.69	93 (174,181)	6938.2	0.022863	0.02286
34	80	34.92	94 (177)	3260.9	0.011838	0.01184
35	81	35.20	95 (156,171)	1736.8	0.005326	0.00533
36	82	35.43	96 (202)	971.8	0.000469	0.00047
38	83	35.59	98 (173)	105.2	0.000191	0.00019
39	84	35.92	99 (200,204)	762.4	0.002690	0.00269

40	85	36.15	100 (172,192)	1100.2	0.003774	0.00377
41	86	36.40	101 (197)	197.0	0.000703	0.00070
42	87	36.57	102 (180)	15996.7	0.042505	0.04250
43	88	36.79	103 (193)	899.1	0.002716	0.00272
44	89	37.09	104 (191)	248.7	0.000701	0.00070
45	90	37.39	105 (199)	1049.4	0.002960	0.00296
46	91	38.44	106 (170)	5148.6	0.008545	0.00855
47	92	38.69	107 (190)	1419.9	0.002556	0.00256
48	93	39.46	108 (198)	387.3	0.000796	0.00080
49	94	39.69	109 (201)	6750.9	0.031583	0.03158
50	95	40.17	110 (196,203)	7771.9	0.031025	0.03102
51	96	41.24	111 (189)	94.5	0.000215	0.00022
52	97	42.64	112 (195)	2652.3	0.003646	0.00365
53	98	43.13	113 (208)	469.2	0.001707	0.00171
54	99	43.99	114 (207)	257.1	0.000495	0.00049
55	100	45.29	115 (194)	7266.4	0.012520	0.01252
56	101	46.11	116 (205)	362.7	0.000776	0.00078
57	102	49.36	I.S. (OCN)	87542.6‡	0.181800‡	
58	103	50.84	117 (206)	2932.1	0.004952	0.00495
59	104	56.45	118 (209)	38.5	0.000067	0.00007
TOTAL				126967.1	0.401388*	0.40139*

‡ Value not included in TOTAL calculation.

* Result calculation was based on a manually entered response factor.

000441

311958

MAXIMA (c)1990 Dynamic Solutions, Division of Millipore

MAXIMA 820 CUSTOM REPORT

Printed: 15-JAN-1999 16:21:04

SAMPLE: PER CHK 1.27PPM
$24 in Method: QEA SPME SAMPLES QEA0107A
Acquired: 8-JAN-1999 7:36
Rate: 5.0 points/sec
Duration: 70.060 minutes
Operator: REW

Type: UNKN
Instrument: Instrument 9
Filename: MC01078
Index: Disk

DETECTOR: detector 1

ID#	PK#	RETENTION TIME (minutes)	PEAK NAME (chlorine no.)	Peak Area	AMOUNT SOULTION (ug/ml)	SAMPLE AMOUNT (ppm)
2	1	17.67	2 (1)	684.1	0.076284	0.07628
4	2	19.19	4 (3)	235.7	0.052585	0.05258
5	3	19.94	5 (4,10)	520.7	0.022369	0.02237
6	4	20.03	6 (7,9)	1497.0	0.008754	0.00875
7	5	21.26	7 (6)	1159.5	0.014415	0.01442
8	6	21.46	8 (5,8)	4539.0	0.110790	0.11079
10	7	22.10	10 (19)	237.8	0.001882	0.00188
13	8	22.81	13 (12,13)	336.7	0.002658	0.00256
14	9	22.95	14 (15,18)	3642.7	0.030052	0.03005
15	10	23.03	15 (17)	1528.7	0.025146	0.02515
16	11	23.30	16 (24,27)	403.8	0.001778	0.00178
17	12	23.53	17 (16,32)	3173.9	0.027764	0.02776
19	13	23.96	19 (34,54)	29.6	0.000433*	0.00043*
20	14	24.11	20 (29)	89.5	0.000386	0.00039
21	15	24.22	21 (26)	851.4	0.005490	0.00549
22	16	24.29	22 (25)	498.7	0.002295	0.00229
23	17	24.47	23 (31)	4910.4	0.028628	0.02863
24	18	24.51	24 (28,50)	6181.8	0.028845	0.02885
25	19	24.80	25(20,21,33,53)	4428.7	0.028539	0.02854
26	20	25.00	26 (22,51)	3125.3	0.019486	0.01949
27	21	25.19	27 (45)	1110.8	0.006828	0.00683
29	22	25.42	29 (46)	445.7	0.003121	0.00312
31	23	25.68	31 (43,52,73)	4224.2	0.040399	0.04040
32	24	25.81	32 (49)	3693.2	0.017008	0.01701
33	25	25.90	33 (47)	1665.9	0.005333	0.00533
34	26	25.95	34 (48,75)	1649.3	0.007047	0.00705
36	27	26.13	36 (35)	45.5	0.000867*	0.00087*
37	28	26.27	37 (44,104)	5522.4	0.031381	0.03138
38	29	26.37	38 (37,42,59)	3365.5	0.022554	0.02255
39	30	26.65	39(41,64,71,72)	6746.6	0.027374	0.02737
41	31	26.77	41 (96)	82.6	0.001463*	0.00146*
42	32	26.85	42 (40)	1552.3	0.007554	0.00755
43	33	27.05	43 (57,103)	90.7	0.001074*	0.00107*
44	34	27.19	44 (67,100)	312.8	0.000968	0.00097

000442

311959

45	35	27.31	45 (58,63)	438.1	0.001428	0.00143
46	36	27.44	46 (74,94)	3686.7	0.010504	0.01050
47	37	27.54	47 (61,70,76)	6573.6	0.024251	0.02425
48	38	27.63	48 (66,93,95)	8843.0	0.048132	0.04813
49	39	27.86	49 (55,91,98)	362.5	0.003984	0.00398
50	40	28.09	50 (56,60)	6792.2	0.021259	0.02126
51	41	28.28	51 (84,92,155)	1628.7	0.015837	0.01584
52	42	28.35	52 (99)	165.8	0.000776	0.00078
53	43	28.47	53 (90,101)	2920.0	0.014313	0.01431
54	44	28.62	54 (99)	1506.8	0.004513	0.00451
55	45	28.83	55(112,119,150)	68.8	0.000112	0.00011
56	46	28.90	56 (83,109)	270.7	0.001161	0.00116
57	47	29.06	57 (86,97,152)	1412.9	0.004585	0.00458
58	48	29.19	58(81,87,111+15	2505.4	0.009246	0.00925
59	49	29.30	59 (85,116)	1429.5	0.004175	0.00418
60	102	49.37	I.S. (OCN)	86433.0‡	0.1818001	
				---	---	---
TOTAL				107687.4	0.825829*	0.82583*

‡ Value not included in TOTAL calculation.

* Result calculation was based on a manually entered response factor.

MAXIMA (c)1990 Dynamic Solutions, Division of Millipore

MAXIMA 820 CUSTOM REPORT

Printed: 18-JAN-1999 10:32:05

SAMPLE: PER CHK 1.27PPM
#24 in Method: QEA SPME SAMPLES QEA01078
Acquired: 8-JAN-1999 7:36
Rate: 5.0 points/sec
Duration: 70.060 minutes
Operator: REW

Type: UNKN
Instrument: Instrument 9
Filename: HC01078
Index: Disk

DETECTOR: detector 1

ID#	PK#	RETENTION TIME (minutes)	PEAK NAME (chlorine no.)	Peak Area	AMOUNT SOULTION (ug/ml)	SAMPLE AMOUNT (ppm)
1	50	29.40	60 (136)	1174.0	0.004965	0.00497
2	51	29.50	61 (77,110))	3738.4	0.016110	0.01611
4	52	29.79	63 (82)	1054.0	0.003352	0.00335
5	53	30.03	64 (151)	2919.2	0.012786	0.01279
6	54	30.15	65 (124,135)	908.9	0.002306	0.00231
7	55	30.20	66 (144)	736.7	0.004209	0.00421
8	56	30.25	67(107,108,147)	268.3	0.001112	0.00111
9	57	30.33	68 (123)	94.0	0.000702*	0.00070*
10	58	30.42	69(106,118,149)	7103.0	0.027624	0.02762
12	59	30.77	71(114,134,143)	419.4	0.001255	0.00126
13	61	30.95	72(122,31,33,42	51.5	0.000115	0.00011
14	62	31.19	73 (146,161)	784.9	0.002852	0.00285
15	63	31.30	74 (105,132)	3838.0	0.009346	0.00935
16	64	31.44	75 (153)	5983.4	0.019941	0.01994
18	65	31.91	77 (141)	2694.0	0.011889	0.01189
19	66	31.97	78 (179)	2453.6	0.010994	0.01099
20	67	32.16	79 (130)	64.4	0.000429	0.00043
21	68	32.29	80 (137,176)	970.5	0.001828	0.00183
22	69	32.49	82(138,160,3,4)	5766.0	0.017949	0.01795
23	70	32.55	83 (158)	601.4	0.001481	0.00148
24	71	32.83	84 (129)	90.1	0.000057	0.00006
25	72	33.14	85 (178)	1315.2	0.007751	0.00775
27	73	33.41	87 (175)	275.2	0.001262	0.00125
28	74	33.54	88 (182,187)	7640.8	0.026755	0.02675
29	75	33.65	89 (128)	258.4	0.000491	0.00049
30	76	33.81	90 (183)	3531.8	0.011585	0.01159
31	77	34.06	91 (167)	58.8	0.000144	0.00014
32	78	34.36	92 (185)	1609.4	0.003245	0.00325
33	79	34.68	93 (174,181)	6717.3	0.022419	0.02242
34	80	34.93	94 (177)	3119.3	0.011470	0.01147
35	81	35.20	95 (156,171)	1704.2	0.005293	0.00529
36	82	35.44	96 (202)	995.2	0.000486	0.00049
38	83	35.59	98 (173)	75.4	0.000139	0.00014
39	84	35.92	99 (200,204)	776.3	0.002774	0.00277

40	85	36.14	100 (172,192)	1100.9	0.003825	0.00382
41	86	36.41	101 (197)	243.5	0.000880	0.00088
42	87	36.58	102 (180)	15512.0	0.041746	0.04175
43	88	36.80	103 (193)	899.1	0.002751	0.00275
44	89	37.07	104 (191)	257.5	0.000735	0.00073
45	90	37.39	105 (199)	1048.7	0.002996	0.00300
46	91	38.44	106 (170)	4966.4	0.008349	0.00835
47	92	38.68	107 (190)	1371.5	0.002500	0.00250
48	93	39.47	108 (198)	403.9	0.000840	0.00084
49	94	39.68	109 (201)	6612.5	0.031333	0.03133
50	95	40.18	110 (196,203)	7599.1	0.030724	0.03072
51	96	41.25	111 (189)	117.3	0.000270	0.00027
52	97	42.66	112 (195)	2631.2	0.003663	0.00366
53	98	43.13	113 (208)	498.6	0.001837	0.00134
54	99	44.00	114 (207)	302.6	0.000590	0.00059
55	100	45.28	115 (194)	7098.3	0.012387	0.01239
56	101	46.09	116 (205)	385.9	0.000836	0.00084
57	102	49.37	I.S. (OCN)	86433.0‡	0.181800‡	
58	103	50.82	117 (206)	2894.0	0.004950	0.00495
59	104	56.42	118 (209)	30.0	0.000053	0.00005
TOTAL				123763.6	0.396381*	0.39638*

‡ Value not included in TOTAL calculation.

* Result calculation was based on a manually entered response factor.

MAXIMA (c)1990 Dynamic Solutions, Division of Millipore

MAXIMA 820 CUSTOM REPORT

Printed: 15-JAN-1999 16:29:36

SAMPLE: PER CHK 1.27PPM
#13 in Method: QEA SPME SAMPLES QEA0108A
Acquired: 8-JAN-1999 22:35
Rate: 5.0 points/sec
Duration: 70.060 minutes
Operator: REW

Type: UNKN
Instrument: Instrument 9
Filename: HC0108A
Index: Disk

DETECTOR: detector 1

ID#	PK#	RETENTION TIME (minutes)	PEAK NAME (chlorine no.)	Peak Area	AMOUNT SOULTION (ug/ml)	SAMPLE AMOUNT (ppm)
2	1	17.67	2 (1)	627.0	0.075870	0.07587
4	2	19.20	4 (3)	210.1	0.050859	0.05086
5	3	19.95	5 (4,10)	523.1	0.024383	0.02438
6	4	20.93	6 (7,9)	1427.6	0.009058	0.00906
7	5	21.25	7 (6)	1087.1	0.014665	0.01466
8	6	21.46	8 (5,8)	4320.0	0.114413	0.11441
10	7	22.11	10 (19)	214.8	0.001845	0.00185
13	8	22.82	13 (12,13)	318.6	0.002729	0.00273
14	9	22.95	14 (15,18)	3481.9	0.031168	0.03117
15	10	23.03	15 (17)	1494.0	0.026665	0.02667
16	11	23.31	16 (24,27)	387.0	0.001849	0.00185
17	12	23.53	17 (16,32)	3017.8	0.028644	0.02864
19	13	23.96	19 (34,54)	41.1	0.000653*	0.00065*
20	14	24.11	20 (29)	65.8	0.000308	0.00031
21	15	24.23	21 (26)	795.5	0.005556	0.00557
22	16	24.30	22 (25)	456.2	0.002278	0.00228
23	17	24.47	23 (31)	4845.0	0.030649	0.03065
24	18	24.51	24 (28,50)	5765.3	0.029190	0.02919
25	19	24.81	25(20,21,33,53)	4208.3	0.029426	0.02943
26	20	25.01	26 (22,51)	2966.6	0.020070	0.02007
27	21	25.20	27 (45)	1062.6	0.007087	0.00709
29	22	25.42	29 (46)	399.1	0.003032	0.00303
31	23	25.68	31 (43,52,73)	4051.2	0.042039	0.04204
32	24	25.82	32 (49)	3528.6	0.017632	0.01763
33	25	25.91	33 (47)	1608.3	0.005587	0.00559
34	26	25.96	34 (48,75)	1567.1	0.007265	0.00727
36	27	26.13	36 (35)	38.3	0.000793*	0.00079*
37	28	26.27	37 (44,104)	5319.8	0.032801	0.03280
38	29	26.38	38 (37,42,59)	3174.1	0.023081	0.02308
39	30	26.65	39(41,64,71,72)	6394.5	0.028153	0.02815
41	31	26.78	41 (95)	66.3	0.001274*	0.00127*
42	32	26.86	42 (40)	1451.6	0.007665	0.00766
43	33	27.05	43 (57,103)	71.1	0.000914*	0.00091*
44	34	27.19	44 (67,100)	262.6	0.000882	0.00088

000446

311963

45	35	27.32	45 (58,63)	390.5	0.001381	0.00138
46	36	27.45	46 (74,94)	3519.5	0.010880	0.01088
47	37	27.55	47 (61,70,76)	6236.3	0.024963	0.02496
48	38	27.64	48 (66,93,95)	3425.9	0.049762	0.04976
49	39	27.87	49 (55,91,98)	782.3	0.003921	0.00392
50	40	28.10	50 (56,60)	6396.4	0.021723	0.02172
51	41	28.28	51 (84,92,155)	1522.6	0.015065	0.01506
52	42	28.36	52 (89)	137.0	0.000696	0.00070
53	43	28.48	53 (90,101)	2767.7	0.014720	0.01472
54	44	28.62	54 (99)	1452.0	0.004718	0.00472
55	45	28.83	55(112,119,150)	73.8	0.000130	0.00013
56	46	28.90	56 (83,109)	270.3	0.001257	0.00126
57	47	29.06	57 (86,97,152)	1294.9	0.004559	0.00456
58	48	29.19	58(81,87,111+15	2332.8	0.009341	0.00934
59	49	29.31	59 (85,116)	1348.3	0.004273	0.00427
60	102	49.40	I.S. (OCN)	79657.9‡	0.181800‡	
				---	---	---
TOTAL				102197.9	0.846880*	0.84688*

‡ Value not included in TOTAL calculation.

* Result calculation was based on a manually entered response factor.

000447

311964

MAXIMA (c)1990 Dynamic Solutions, Division of Millipore

MAXIMA 820 CUSTOM REPORT

Printed: 18-JAN-1999 10:38:43

SAMPLE: PER CHK 1.27PPM
#13 in Method: QEA SPME SAMPLES QEA0108B
Acquired: 8-JAN-1999 22:35
Rate: 5.0 points/sec
Duration: 70.060 minutes
Operator: REW

Type: UNKN
Instrument: Instrument 9
Filename: HC0108A
Index: Disk

DETECTOR: detector 1

ID#	PK#	RETENTION TIME (minutes)	PEAK NAME (chlorine no.)	Peak Area	AMOUNT SOULTION (ug/ml)	SAMPLE AMOUNT (ppm)
1	50	29.40	60 (136)	1079.6	0.004955	0.00495
2	51	29.50	61 (77,110))	3509.0	0.015408	0.01541
4	52	29.80	63 (82)	1001.3	0.003456	0.00346
5	53	30.04	64 (151)	2752.7	0.013083	0.01308
6	54	30.15	65 (124,135)	789.0	0.002172	0.00217
7	55	30.21	66 (144)	747.8	0.004637	0.00464
8	56	30.26	67(107,108,147)	202.0	0.000908	0.00091
9	57	30.33	68 (123)	108.4	0.000878*	0.00088*
10	58	30.42	69(106,118,149)	6741.4	0.028448	0.02845
12	59	30.78	71(114,134,143)	365.2	0.001186	0.00119
13	61	30.95	72(122,31,33,42	57.8	0.000140	0.00014
14	62	31.20	73 (146,161)	698.5	0.002754	0.00275
15	63	31.31	74 (105,132)	3623.8	0.009575	0.00958
16	64	31.45	75 (153)	5723.1	0.020695	0.02070
18	65	31.92	77 (141)	2430.9	0.011640	0.01164
19	66	31.98	78 (179)	2458.0	0.011951	0.01195
20	67	32.17	79 (130)	93.0	0.000673	0.00067
21	68	32.30	80 (137,176)	895.2	0.001830	0.00183
22	69	32.50	82(138,160,3,4)	5437.6	0.018366	0.01837
23	70	32.66	83 (158)	587.1	0.001568	0.00157
24	71	32.85	84 (129)	140.0	0.000096	0.00010
25	72	33.15	85 (178)	1277.1	0.008166	0.00817
27	73	33.42	87 (175)	273.8	0.001362	0.00136
28	74	33.55	88 (182,187)	7128.9	0.027085	0.02709
29	75	33.66	89 (128)	312.0	0.000644	0.00064
30	76	33.82	90 (183)	3358.2	0.011953	0.01195
31	77	34.06	91 (167)	73.2	0.000195	0.00020
32	78	34.37	92 (185)	1481.5	0.003241	0.00324
33	79	34.70	93 (174,181)	6373.5	0.023081	0.02308
34	80	34.94	94 (177)	2942.2	0.011738	0.01174
35	81	35.21	95 (156,171)	1543.7	0.005202	0.00520
36	82	35.44	96 (202)	886.7	0.000470	0.00047
38	83	35.60	98 (173)	94.2	0.000188	0.00019
39	84	35.93	99 (200,204)	694.4	0.002692	0.00269

000148

311965

40	85	35.16	100 (172,192)	1010.4	0.003809	0.00381
41	86	36.42	101 (197)	159.3	0.000625	0.00062
42	87	36.59	102 (180)	14360.1	0.041933	0.04193
43	88	36.82	103 (193)	799.7	0.002654	0.00265
44	89	37.09	104 (191)	182.8	0.000566	0.00057
45	90	37.40	105 (199)	909.9	0.002821	0.00282
46	91	38.46	106 (170)	4733.6	0.008634	0.00863
47	92	38.71	107 (190)	1344.0	0.002659	0.00266
48	93	39.49	108 (198)	405.6	0.000916	0.00092
49	94	39.69	109 (201)	6069.5	0.031206	0.03121
50	95	40.20	110 (196,203)	6983.1	0.030635	0.03064
51	96	41.27	111 (189)	118.4	0.000296	0.00030
52	97	42.67	112 (195)	2240.8	0.003385	0.00339
53	98	43.15	113 (208)	365.4	0.001461	0.00146
54	99	44.01	114 (207)	273.0	0.000577	0.00058
55	100	45.31	115 (194)	6487.7	0.012284	0.01228
56	101	46.14	116 (205)	360.4	0.000847	0.00085
57	102	49.40	I.S. (OCN)	79657.9‡	0.181800‡	
58	103	50.85	117 (206)	2433.7	0.004517	0.00452
59	104	56.38	118 (209)	34.9	0.000067	0.00007
				---	---	---
TOTAL				115153.3	0.401330*	0.40133*

‡ Value not included in TOTAL calculation.

* Result calculation was based on a manually entered response factor.

000449

311966

MAXIMA (c)1990 Dynamic Solutions, Division of Millipore

MAXIMA 820 CUSTOM REPORT

Printed: 15-JAN-1999 16:29:40

SAMPLE: PER CHK 1.27PPM
#24 in Method: QEA SPME SAMPLES QEA0108A
Acquired: 9-JAN-1999 13:33
Rate: 5.0 points/sec
Duration: 70.060 minutes
Operator: REW

Type: UNKN
Instrument: Instrument 9
Filename: MC01088
Index: Disk

DETECTOR: detector 1

ID#	PK#	RETENTION TIME (minutes)	PEAK NAME (chlorine no.)	Peak Area	AMOUNT SOULTION (ug/ml)	SAMPLE AMOUNT (ppm)
2	1	17.67	2 (1)	590.0	0.073202	0.07320
4	2	19.20	4 (3)	206.0	0.051129	0.05113
5	3	19.95	5 (4,10)	463.2	0.022138	0.02214
6	4	20.93	6 (7,9)	1338.0	0.008705	0.00870
7	5	21.27	7 (6)	1030.7	0.014256	0.01425
8	6	21.46	8 (5,8)	4113.5	0.111701	0.11170
10	7	22.11	10 (19)	200.5	0.001756	0.00177
13	8	22.82	13 (12,13)	286.0	0.002512	0.00251
14	9	22.95	14 (15,18)	3258.6	0.029999	0.03000
15	10	23.03	15 (17)	1383.9	0.025325	0.02532
16	11	23.31	16 (24,27)	357.7	0.001752	0.00175
17	12	23.53	17 (16,32)	2816.8	0.027413	0.02741
19	13	23.97	19 (34,54)	44.2	0.000721*	0.00072*
20	14	24.11	20 (29)	54.9	0.000264	0.00026
21	15	24.23	21 (26)	741.1	0.005317	0.00532
22	16	24.30	22 (25)	411.0	0.002104	0.00210
23	17	24.47	23 (31)	4165.9	0.027020	0.02702
24	18	24.51	24 (28,50)	5921.6	0.030741	0.03074
25	19	24.81	25(20,21,33,53)	3964.6	0.028424	0.02842
26	20	25.01	26 (22,51)	2812.2	0.019507	0.01951
27	21	25.20	27 (45)	977.8	0.006687	0.00669
29	22	25.43	29 (46)	372.4	0.002901	0.00290
31	23	25.68	31 (43,52,73)	3805.4	0.040489	0.04049
32	24	25.82	32 (49)	3311.2	0.016964	0.01696
33	25	25.91	33 (47)	1468.5	0.005230	0.00523
34	26	25.96	34 (48,75)	1442.5	0.006857	0.00686
36	27	26.13	36 (35)	28.5	0.000604*	0.00060*
37	28	26.27	37 (44,104)	4987.6	0.031532	0.03153
38	29	26.38	38 (37,42,59)	2899.5	0.021618	0.02162
39	30	26.65	39(41,64,71,72)	6062.9	0.027369	0.02737
41	31	26.78	41 (95)	43.0	0.000846*	0.00085*
42	32	26.86	42 (40)	1332.4	0.007214	0.00721
43	33	27.05	43 (57,103)	43.6	0.000574*	0.00057*
44	34	27.19	44 (67,100)	207.0	0.000713	0.00071

000450

311967

45	35	27.31	45 (58,63)	339.3	0.001231	0.00123
46	36	27.45	46 (74,94)	3307.3	0.010483	0.01048
47	37	27.55	47 (61,70,76)	5934.8	0.024358	0.02436
48	38	27.54	48 (66,93,95)	7947.2	0.048124	0.04812
49	39	27.87	49 (55,91,98)	721.3	0.003707	0.00371
50	40	28.10	50 (56,60)	6141.9	0.021387	0.02139
51	41	28.28	51 (84,92,155)	1428.7	0.015456	0.01546
52	42	28.36	52 (89)	131.1	0.000683	0.00068
53	43	28.48	53 (90,101)	2586.3	0.014104	0.01410
54	44	28.63	54 (99)	1314.9	0.004381	0.00438
55	45	28.84	55(112,119,150)	56.5	0.000102	0.00010
56	46	28.90	56 (83,109)	222.9	0.001063	0.00106
57	47	29.07	57 (86,97,152)	1230.4	0.004442	0.00444
58	48	29.19	58(81,87,111+15	2205.9	0.009060	0.00906
59	49	29.31	59 (85,116)	1257.2	0.004085	0.00409
60	103	49.42	I.S. (OCX)	77690.7‡	0.1818001	
				---	---	---
TOTAL				95979.3	0.816256*	0.81626*

‡ Value not included in TOTAL calculation.

* Result calculation was based on a manually entered response factor.

000451

311968

MAXIMA (c)1990 Dynamic Solutions, Division of Millipore

MAXIMA 820 CUSTOM REPORT

Printed: 18-JAN-1999 10:38:47

SAMPLE: PER CHK 1.27PPM
#24 in Method: QEA SPME SAMPLES QEA01088
Acquired: 9-JAN-1999 13:33
Rate: 5.0 points/sec
Duration: 70.060 minutes
Operator: REW

Type: UNKN
Instrument: Instrument 9
Filename: HC01088
Index: Disk

DETECTOR: detector 1

ID#	PK#	RETENTION TIME (minutes)	PEAK NAME (chlorine no.)	Peak Area	AMOUNT SOLUTION (ug/ml)	SAMPLE AMOUNT (ppm)
1	50	29.40	60 (136)	993.0	0.004672	0.00467
2	51	29.50	61 (77,110))	3307.5	0.015857	0.01586
4	52	29.80	63 (82)	928.4	0.003285	0.00328
5	53	30.04	64 (151)	2561.5	0.012482	0.01248
6	54	30.16	65 (124,135)	769.2	0.002171	0.00217
7	55	30.21	66 (144)	614.2	0.003905	0.00390
8	56	30.26	67(107,108,147)	185.3	0.000854	0.00085
9	57	30.34	68 (123)	65.9	0.000548*	0.00055*
10	58	30.43	69(106,118,149)	6385.8	0.027630	0.02763
12	59	30.78	71(114,134,143)	318.1	0.001059	0.00106
13	61	30.95	72(122,31,33,42	44.6	0.000111	0.00011
14	62	31.21	73 (146,161)	620.5	0.002508	0.00251
15	63	31.32	74 (105,132)	3380.4	0.009158	0.00916
16	64	31.45	75 (153)	5368.6	0.019905	0.01990
18	65	31.92	77 (141)	2421.1	0.011887	0.01189
19	66	31.98	78 (179)	2109.4	0.010515	0.01052
20	67	32.17	79 (130)	67.2	0.000498	0.00050
21	68	32.30	80 (137,176)	777.2	0.001629	0.00163
22	69	32.51	82(138,160,3,4)	5119.1	0.017728	0.01773
23	70	32.67	83 (158)	499.2	0.001367	0.00137
24	71	32.85	84 (129)	89.4	0.000063	0.00006
25	72	33.15	85 (178)	1135.4	0.007445	0.00744
27	73	33.43	87 (175)	163.9	0.000836	0.00084
28	74	33.55	88 (182,187)	6727.8	0.026209	0.02621
29	75	33.67	89 (128)	216.6	0.000458	0.00046
30	76	33.83	90 (183)	3075.7	0.011225	0.01122
31	77	34.08	91 (167)	72.9	0.000199	0.00020
32	78	34.37	92 (185)	1381.3	0.003100	0.00310
33	79	34.71	93 (174,181)	6054.8	0.022482	0.02248
34	80	34.95	94 (177)	2846.5	0.011645	0.01164
35	81	35.22	95 (156,171)	1502.3	0.005191	0.00519
36	82	35.45	96 (202)	849.7	0.000462	0.00046
38	83	35.61	98 (173)	117.2	0.000240	0.00024
39	84	35.94	99 (200,204)	616.3	0.002450	0.00245

40	85	36.17	100 (172,192)	922.8	0.003567	0.00357
41	86	36.43	101 (197)	154.7	0.000622	0.00062
42	87	36.50	102 (180)	13868.5	0.041523	0.04152
43	88	36.82	103 (193)	772.9	0.002630	0.00263
44	89	37.11	104 (191)	186.1	0.000591	0.00059
45	90	37.41	105 (199)	838.8	0.002666	0.00267
46	91	38.46	106 (170)	4535.9	0.008483	0.00848
47	92	38.72	107 (190)	1385.2	0.002810	0.00281
48	94	39.50	108 (198)	371.2	0.000859	0.00086
49	95	39.71	109 (201)	5767.2	0.030402	0.03040
50	96	40.21	110 (196,203)	6707.4	0.030171	0.03017
51	97	41.28	111 (189)	82.4	0.000211	0.00021
52	98	42.68	112 (195)	2159.1	0.003344	0.00334
53	99	43.17	113 (208)	362.1	0.001484	0.00148
54	100	44.03	114 (207)	238.0	0.000516	0.00052
55	101	45.33	115 (194)	5303.8	0.012238	0.01224
56	102	46.16	116 (205)	320.4	0.000772	0.00077
57	103	49.42	I.S. (00%)	77690.7‡	0.181800‡	
58	104	50.88	117 (206)	2473.3	0.004707	0.00471
59	105	55.43	118 (209)	36.9	0.000073	0.00007
TOTAL				108873.2	0.387442*	0.38744*

‡ Value not included in TOTAL calculation.

* Result calculation was based on a manually entered response factor.

MAXIMA (c)1990 Dynamic Solutions, Division of Millipore

MAXIMA 820 CUSTOM REPORT

Printed: 15-JAN-1999 16:29:44

SAMPLE: PER CHK 1.2799X
§32 in Method: QEA SPME SAMPLES QEA0108A
Acquired: 10-JAN-1999 0:26
Rate: 5.0 points/sec
Duration: 70.060 minutes
Operator: REW

Type: UNKN
Instrument: Instrument 9
Filename: HC0108C
Index: Disk

DETECTOR: detector 1

ID#	PK#	RETENTION TIME (minutes)	PEAK NAME (chlorine no.)	Peak Area	AMOUNT SOULTION (ug/ml)	SAMPLE AMOUNT (ppm)
2	1	17.67	2 (1)	616.3	0.076657	0.07666
4	2	19.20	4 (3)	214.4	0.053345	0.05334
5	3	19.95	5 (4,10)	490.4	0.023495	0.02350
6	4	20.93	6 (7,9)	1387.9	0.009052	0.00905
7	5	21.27	7 (6)	1058.8	0.014682	0.01468
8	6	21.47	8 (5,8)	4150.5	0.112987	0.11299
10	7	22.11	10 (19)	215.4	0.001902	0.00190
13	8	22.82	13 (12,13)	305.9	0.002694	0.00269
14	9	22.96	14 (15,18)	3369.8	0.031006	0.03101
15	10	23.03	15 (17)	1407.6	0.025823	0.02582
16	11	23.31	16 (24,27)	369.2	0.001813	0.00181
17	12	23.53	17 (16,32)	2900.5	0.028298	0.02830
19	13	23.97	19 (34,54)	17.7	0.000289*	0.00029*
20	14	24.11	20 (29)	62.7	0.000302	0.00030
21	15	24.23	21 (25)	766.8	0.005516	0.00552
22	16	24.30	22 (25)	433.4	0.002224	0.00222
23	17	24.47	23 (31)	4240.7	0.027574	0.02757
24	18	24.51	24 (28,50)	5933.2	0.030878	0.03088
25	19	24.81	25(20,21,33,53)	4048.8	0.029100	0.02910
26	20	25.01	26 (22,51)	2856.7	0.019865	0.01987
27	21	25.20	27 (45)	1038.4	0.007119	0.00712
29	22	25.43	29 (46)	404.0	0.003155	0.00315
31	23	25.68	31 (43,52,73)	3886.9	0.041459	0.04146
32	24	25.81	32 (49)	3397.0	0.017448	0.01745
33	25	25.91	33 (47)	1466.7	0.005237	0.00524
34	26	25.96	34 (48,75)	1546.9	0.007371	0.00737
36	27	26.13	36 (35)	47.5	0.001009*	0.00101*
37	28	26.27	37 (44,104)	5076.8	0.032175	0.03218
38	29	26.38	38 (37,42,59)	2991.5	0.022360	0.02236
39	30	26.65	39(41,64,71,72)	6159.3	0.027873	0.02787
41	31	26.78	41 (96)	61.5	0.001214*	0.00121*
42	32	26.86	42 (40)	1399.5	0.007596	0.00760
43	33	27.06	43 (57,103)	56.6	0.000748*	0.00075*
44	34	27.19	44 (67,100)	229.6	0.000793	0.00079

000454

311971

45	35	27.31	45 (58,63)	361.1	0.001313	0.00131
46	36	27.45	46 (74,94)	3370.3	0.010710	0.01071
47	37	27.55	47 (61,70,76)	6017.9	0.024761	0.02476
48	38	27.64	48 (55,93,95)	8110.5	0.049236	0.04924
49	39	27.87	49 (55,91,98)	763.5	0.003934	0.00393
50	40	28.10	50 (55,60)	6193.9	0.021622	0.02162
51	41	28.28	51 (84,92,155)	1526.6	0.016557	0.01656
52	42	28.36	52 (89)	146.3	0.000764	0.00076
53	43	28.48	53 (90,101)	2673.5	0.014616	0.01462
54	44	28.62	54 (99)	1354.6	0.004525	0.00452
55	45	28.84	55(112,119,150)	84.9	0.000154	0.00015
56	46	28.91	56 (83,109)	276.9	0.001324	0.00132
57	47	29.06	57 (86,97,152)	1292.6	0.004678	0.00468
58	48	29.20	58(81,87,111+15	2304.4	0.009434	0.00948
59	49	29.31	59 (85,116)	1307.8	0.004260	0.00426
60	102	49.39	I.S. (OCX)	77496.7‡	0.1818001	
				---	---	---
TOTAL				98393.7	0.840995*	0.34100*

‡ Value not included in TOTAL calculation.
* Result calculation was based on a manually entered response factor.

000455

311972

MAXIMA (c)1990 Dynamic Solutions, Division of Millipore

MAXIMA 820 CUSTOM REPORT

Printed: 18-JAN-1999 10:38:52

SAMPLE: PER CHX 1.27PPM
132 in Method: QEA SPME SAMPLES QEA0108B
Acquired: 10-JAN-1999 0:26
Rate: 5.0 points/sec
Duration: 70.060 minutes
Operator: REW

Type: UNKN
Instrument: Instrument 9
Filename: HC0108C
Index: Disk

DETECTOR: detector 1

ID#	PK#	RETENTION TIME (minutes)	PEAK NAME (chlorine no.)	Peak Area	AMOUNT SOULTION (ug/ml)	SAMPLE AMOUNT (ppm)
1	50	29.41	60 (136)	1043.0	0.004920	0.00492
2	51	29.50	61 (77,110))	3429.7	0.016484	0.01648
4	52	29.80	63 (82)	965.2	0.003424	0.00342
5	53	30.04	64 (151)	2695.3	0.013167	0.01317
6	54	30.15	65 (124,135)	845.2	0.002392	0.00239
7	55	30.21	66 (144)	611.0	0.003894	0.00389
8	56	30.25	67(107,108,147)	262.3	0.001212	0.00121
9	57	30.34	68 (123)	84.2	0.000701*	0.00070*
10	58	30.42	69(105,118,149)	6454.6	0.027997	0.02800
12	59	30.78	71(114,134,143)	399.2	0.001332	0.00133
13	61	30.95	72(122,31,33,42	69.4	0.000173	0.00017
14	62	31.20	73 (146,161)	711.9	0.002885	0.00288
15	63	31.31	74 (105,132)	3513.2	0.009542	0.00954
16	64	31.45	75 (153)	5529.7	0.020554	0.02055
18	65	31.92	77 (141)	2476.6	0.012190	0.01219
19	66	31.98	78 (179)	2248.9	0.011239	0.01124
20	67	32.17	79 (130)	59.4	0.000441	0.00044
21	68	32.30	80 (137,176)	858.6	0.001804	0.00180
22	69	32.50	82(138,160,3,4)	5299.3	0.018398	0.01840
23	70	32.66	83 (158)	581.8	0.001598	0.00160
24	71	32.84	84 (129)	109.9	0.000077	0.00008
25	72	33.15	85 (178)	1243.4	0.008173	0.00817
27	73	33.42	87 (175)	255.1	0.001305	0.00130
28	74	33.55	88 (182,187)	6893.7	0.026922	0.02692
29	75	33.66	89 (128)	273.8	0.000581	0.00058
30	76	33.82	90 (183)	3192.0	0.011678	0.01168
31	77	34.06	91 (167)	57.6	0.000158	0.00016
32	78	34.37	92 (185)	1479.2	0.003326	0.00333
33	79	34.70	93 (174,181)	6121.4	0.022787	0.02279
34	80	34.94	94 (177)	2877.8	0.011802	0.01180
35	81	35.21	95 (156,171)	1545.4	0.005353	0.00535
36	82	35.44	96 (202)	931.0	0.000508	0.00051
38	83	35.61	98 (173)	135.6	0.000279	0.00028
39	84	35.94	99 (200,204)	686.8	0.002737	0.00274

40	85	36.17	100 (172,192)	995.1	0.003856	0.00386
41	86	36.42	101 (197)	186.3	0.000751	0.00075
42	87	36.59	102 (180)	13975.6	0.041948	0.04195
43	88	36.82	103 (193)	838.4	0.002861	0.00286
44	89	37.10	104 (191)	231.1	0.000735	0.00074
45	90	37.40	105 (199)	861.9	0.002746	0.00275
46	91	38.45	106 (170)	4574.1	0.008576	0.00858
47	92	38.70	107 (190)	1262.8	0.002568	0.00257
48	93	39.49	108 (198)	364.2	0.000845	0.00085
49	94	39.70	109 (201)	5836.2	0.030843	0.03084
50	95	40.20	110 (196,203)	6730.4	0.030350	0.03035
51	96	41.26	111 (189)	70.8	0.000182	0.00018
52	97	42.66	112 (195)	2324.2	0.003609	0.00361
53	98	43.15	113 (208)	426.5	0.001752	0.00175
54	99	44.02	114 (207)	293.4	0.000638	0.00064
55	100	45.31	115 (194)	6335.2	0.012330	0.01233
56	101	46.14	116 (205)	344.3	0.000832	0.00083
57	102	49.39	I.S. (OCN)	77496.7‡	0.1818001	
58	103	50.86	117 (206)	2557.1	0.004879	0.00488
59	104	56.40	118 (209)	33.8	0.000067	0.00007
				---	---	---
TOTAL				112182.8	0.400399*	0.40040*

‡ Value not included in TOTAL calculation.
* Result calculation was based on a manually entered response factor.

000457

311974

MAXIMA (c)1990 Dynamic Solutions, Division of Millipore

MAXIMA 820 CUSTOM REPORT

Printed: 15-JAN-1999 16:40:10

SAMPLE: PER CHK 1.27PPM
113 in Method: QEA SPME SAMPLES QEA0112A
Acquired: 12-JAN-1999 17:07
Rate: 5.0 points/sec
Duration: 70.060 minutes
Operator: RSW

Type: UNKN
Instrument: Instrument 9
Filename: HC0112A
Index: Disk

DETECTOR: detector 1

ID#	PK#	RETENTION TIME (minutes)	PEAK NAME (chlorine no.)	Peak Area	AMOUNT SOULTION (ug/ml)	SAMPLE AMOUNT (ppm)
2	1	17.66	2 (1)	697.4	0.072847	0.07285
4	2	19.19	4 (3)	257.5	0.053806	0.05381
5	3	19.94	5 (4,10)	577.2	0.023224	0.02322
6	4	20.93	6 (7,9)	1642.5	0.008997	0.00900
7	5	21.26	7 (6)	1234.3	0.014374	0.01437
8	6	21.46	8 (5,8)	5035.4	0.115121	0.11512
10	7	22.10	10 (19)	235.5	0.001745	0.00175
13	8	22.81	13 (12,13)	326.1	0.002412	0.00241
14	9	22.95	14 (15,18)	4065.8	0.031418	0.03142
15	10	23.02	15 (17)	1601.8	0.024679	0.02468
16	11	23.30	16 (24,27)	418.2	0.001724	0.00172
17	12	23.53	17 (16,32)	3443.4	0.028214	0.02821
19	13	23.97	19 (34,54)	18.3	0.000251*	0.00025*
20	14	24.10	20 (29)	85.4	0.000345	0.00035
21	15	24.22	21 (26)	940.1	0.005679	0.00568
22	16	24.29	22 (25)	515.0	0.002219	0.00222
23	17	24.47	23 (31)	6545.7	0.035745	0.03574
24	18	24.50	24 (28,50)	5753.0	0.025144	0.02514
25	19	24.80	25(20,21,33,53)	4868.0	0.029384	0.02938
26	20	25.00	26 (22,51)	3448.5	0.020140	0.02014
27	21	25.19	27 (45)	1138.5	0.006843	0.00684
29	22	25.42	29 (46)	416.3	0.002730	0.00273
31	23	25.57	31 (43,52,73)	4675.4	0.041881	0.04188
32	24	25.81	32 (49)	4052.5	0.017480	0.01748
33	25	25.90	33 (47)	1929.2	0.005785	0.00579
34	26	25.95	34 (48,75)	1598.5	0.006397	0.00640
36	27	26.12	36 (35)	34.2	0.000611*	0.00061*
37	28	26.26	37 (44,104)	6268.2	0.033363	0.03336
38	29	26.37	38 (37,42,59)	3432.1	0.021544	0.02154
39	30	26.64	39(41,64,71,72)	7482.5	0.028438	0.02844
41	31	26.76	41 (96)	67.8	0.001125*	0.00112*
42	32	26.85	42 (40)	1677.4	0.007646	0.00765
43	33	27.05	43 (57,103)	80.0	0.000888*	0.00089*
44	34	27.18	44 (67,100)	241.7	0.000701	0.00070

45	35	27.31	45 (58,63)	414.6	0.001266	0.00127
46	36	27.44	46 (74,94)	4066.0	0.010851	0.01085
47	37	27.54	47 (61,70,76)	7285.4	0.025174	0.02517
48	38	27.63	48 (66,93,95)	9650.0	0.049198	0.04920
49	39	27.86	49 (55,91,98)	845.9	0.003660	0.00366
50	40	28.09	50 (56,60)	7544.4	0.022118	0.02212
51	41	28.28	51 (84,92,155)	1810.7	0.016492	0.01649
52	42	28.35	52 (89)	143.4	0.000629	0.00063
53	43	28.47	53 (90,101)	3170.5	0.014556	0.01456
54	44	28.62	54 (99)	1603.3	0.004498	0.00450
55	45	28.83	55(112,119,150)	84.9	0.000130	0.00013
56	46	28.90	56 (83,109)	289.6	0.001163	0.00116
57	47	29.06	57 (86,97,152)	1500.2	0.004559	0.00456
58	48	29.19	58(81,87,111+15	2701.3	0.009337	0.00934
59	49	29.30	59 (85,116)	1540.7	0.004215	0.00422
60	103	49.37	I.S. (OCN)	92277.3‡	0.181800‡	
				---	---	---
TOTAL				117504.5	0.840748*	0.84075*

‡ Value not included in TOTAL calculation.
* Result calculation was based on a manually entered response factor.

000459

311976

MAXIMA (c)1990 Dynamic Solutions, Division of Millipore

MAXIMA 820 CUSTOM REPORT

Printed: 18-JAN-1999 10:42:29

SAMPLE: PER CHK 1.27PPM
#13 in Method: QEA SPME SAMPLES QEA01129
Acquired: 12-JAN-1999 17:07
Rate: 5.0 points/sec
Duration: 70.060 minutes
Operator: REW

Type: UNKN
Instrument: Instrument 9
Filename: HC0112A
Index: Disk

DETECTOR: detector 1

ID#	PK#	RETENTION TIME (minutes)	PEAK NAME (chlorine no.)	Peak Area	AMOUNT SOLUTION (ug/ml)	SAMPLE AMOUNT (ppm)
1	50	29.40	60 (136)	1153.9	0.004571	0.00457
2	51	29.50	61 (77,110))	4132.7	0.015681	0.01668
4	52	29.79	63 (82)	1149.0	0.003423	0.00342
5	53	30.03	64 (151)	3175.8	0.013029	0.01303
6	54	30.15	65 (124,135)	1007.4	0.002394	0.00239
7	55	30.20	66 (144)	729.0	0.003902	0.00390
8	56	30.26	67(107,108,147)	233.3	0.000905	0.00091
9	57	30.32	68 (123)	74.1	0.000518*	0.00052*
10	58	30.41	69(105,118,149)	7822.8	0.028497	0.02850
12	59	30.77	71(114,134,143)	429.8	0.001205	0.00120
13	61	30.95	72(122,31,33,42	74.3	0.000155	0.00016
14	62	31.19	73 (146,161)	823.7	0.002803	0.00280
15	63	31.30	74 (105,132)	4202.5	0.009586	0.00959
16	64	31.44	75 (153)	6675.3	0.020837	0.02084
18	65	31.91	77 (141)	3264.2	0.013493	0.01349
19	66	31.97	78 (179)	2292.9	0.009624	0.00962
20	67	32.15	79 (130)	61.1	0.000381	0.00038
21	68	32.29	80 (137,176)	965.6	0.001704	0.00170
22	69	32.49	82(138,150,3,4)	6341.8	0.018491	0.01849
23	70	32.65	83 (158)	653.2	0.001506	0.00151
24	71	32.85	84 (129)	98.3	0.000058	0.00006
25	72	33.14	85 (178)	1377.9	0.007606	0.00761
27	73	33.40	87 (175)	217.5	0.000934	0.00093
28	74	33.54	88 (182,187)	8322.2	0.027295	0.02729
29	75	33.65	89 (128)	278.2	0.000495	0.00050
30	76	33.81	90 (183)	3834.1	0.011781	0.01178
31	77	34.05	91 (167)	74.6	0.000172	0.00017
32	78	34.35	92 (185)	1712.3	0.003234	0.00323
33	79	34.69	93 (174,181)	7431.8	0.023233	0.02323
34	80	34.93	94 (177)	3443.4	0.011859	0.01186
35	81	35.20	95 (156,171)	1775.9	0.005166	0.00517
36	82	35.43	96 (202)	1047.7	0.000480	0.00048
38	83	35.59	98 (173)	125.4	0.000217	0.00022
39	84	35.92	99 (200,204)	792.6	0.002653	0.00265

000460

311977

40	85	36.14	100 (172,192)	1141.7	0.003715	0.00372
41	86	36.37	101 (197)	106.3	0.000360	0.00036
42	87	36.58	102 (180)	16973.1	0.042785	0.04278
43	88	36.80	103 (193)	809.8	0.002321	0.00232
44	89	37.07	104 (191)	217.2	0.000530	0.00058
45	90	37.39	105 (199)	982.5	0.002629	0.00263
46	91	38.44	106 (170)	5516.9	0.008687	0.00869
47	92	38.68	107 (130)	1599.8	0.002732	0.00273
48	94	39.45	108 (198)	432.4	0.000843	0.00084
49	95	39.68	109 (201)	7126.5	0.031630	0.03163
50	96	40.17	110 (196,203)	8194.9	0.031035	0.03103
51	97	41.21	111 (189)	147.0	0.000317	0.00032
52	98	42.64	112 (195)	2705.8	0.003529	0.00353
53	99	43.12	113 (208)	465.9	0.001608	0.00161
54	100	43.98	114 (207)	194.9	0.000356	0.00036
55	101	45.28	115 (194)	7574.2	0.012380	0.01238
56	102	46.11	116 (205)	391.9	0.000795	0.00080
57	103	49.37	I.S. (OCN)	92277.3‡	0.1818001‡	
58	104	50.83	117 (206)	2880.8	0.004616	0.00462
59	105	56.43	118 (209)	37.8	0.000063	0.00006
TOTAL				133293.4	0.399868*	0.39987*

‡ Value not included in TOTAL calculation.

* Result calculation was based on a manually entered response factor.

000461

311978

MAXIMA (c)1990 Dynamic Solutions, Division of Millipore

MAXIMA 820 CUSTOM REPORT

Printed: 15-JAN-1999 16:40:14

SAMPLE: PER CHK 1.27PPM
#18 in Method: QEA SPME SAMPLES QEA0112A
Acquired: 12-JAN-1999 23:55
Rate: 5.0 points/sec
Duration: 70.060 minutes
Operator: REW

Type: UNKN
Instrument: Instrument 9
Filename: HC01128
Index: Disk

DETECTOR: detector 1

ID#	PK#	RETENTION TIME (minutes)	PEAK NAME (chlorine no.)	Peak Area	AMOUNT SOULTION (ug/ml)	SAMPLE AMOUNT (ppm)
2	1	17.67	2 (1)	615.7	0.072952	0.07295
4	2	19.20	4 (3)	221.6	0.052540	0.05254
5	3	19.94	5 (4,10)	486.9	0.022227	0.02223
6	4	20.93	6 (7,9)	1452.5	0.009025	0.00903
7	5	21.26	7 (6)	1104.3	0.014588	0.01459
8	6	21.46	8 (5,8)	4421.8	0.114681	0.11468
10	7	22.11	10 (19)	210.3	0.001769	0.00177
13	8	22.81	13 (12,13)	315.7	0.002648	0.00265
14	9	22.95	14 (15,18)	3573.9	0.031329	0.03133
15	10	23.03	15 (17)	1505.2	0.026308	0.02631
16	11	23.30	16 (24,27)	378.3	0.001770	0.00177
17	12	23.53	17 (16,32)	3087.1	0.028695	0.02869
19	13	23.96	19 (34,54)	36.9	0.000574*	0.00057*
20	14	24.10	20 (29)	56.8	0.000261	0.00026
21	15	24.22	21 (26)	790.1	0.005414	0.00541
22	16	24.29	22 (25)	456.0	0.002230	0.00223
23	17	24.47	23 (31)	4668.5	0.028920	0.02892
24	18	24.51	24 (28,50)	6213.8	0.030808	0.03081
25	19	24.81	25(20,21,33,53)	4318.3	0.029569	0.02957
26	20	25.00	26 (22,51)	3029.0	0.020067	0.02007
27	21	25.19	27 (45)	1093.0	0.007139	0.00714
29	22	25.42	29 (46)	399.9	0.002975	0.00298
31	23	25.68	31 (43,52,73)	4133.1	0.041999	0.04200
32	24	25.81	32 (49)	3574.8	0.017492	0.01749
33	25	25.90	33 (47)	1556.1	0.005293	0.00529
34	26	25.95	34 (48,75)	1591.3	0.007224	0.00722
36	27	26.13	36 (35)	43.3	0.000878*	0.00088*
37	28	26.27	37 (44,104)	5435.2	0.032818	0.03282
38	29	26.37	38 (37,42,59)	3145.8	0.022401	0.02240
39	30	26.65	39(41,64,71,72)	6589.5	0.028410	0.02841
41	31	26.78	41 (96)	65.9	0.001241*	0.00124*
42	32	26.86	42 (40)	1480.1	0.007654	0.00765
43	33	27.05	43 (57,103)	52.7	0.000663*	0.00066*
44	34	27.19	44 (67,100)	273.7	0.000900	0.00090

45	35	27.31	45 (58,63)	376.6	0.001305	0.00130
46	36	27.44	46 (74,94)	3600.0	0.010898	0.01090
47	37	27.55	47 (61,70,76)	6394.3	0.025065	0.02506
48	38	27.63	48 (66,93,95)	3591.7	0.049589	0.04969
49	39	27.87	49 (55,91,98)	757.7	0.003719	0.00372
50	40	28.10	50 (56,60)	5587.8	0.021909	0.02191
51	41	28.28	51 (84,92,155)	1581.8	0.016344	0.01634
52	42	28.35	52 (89)	126.0	0.000627	0.00063
53	43	28.48	53 (90,101)	2815.7	0.014665	0.01466
54	44	28.62	54 (99)	1450.1	0.004615	0.00461
55	45	28.84	55(112,119,150)	86.4	0.000149	0.00015
56	46	28.90	56 (83,109)	268.5	0.001223	0.00122
57	47	29.06	57 (86,97,152)	1342.5	0.004629	0.00463
58	48	29.19	58(81,87,111+15	2435.5	0.009549	0.00955
59	49	29.30	59 (85,116)	1371.4	0.004256	0.00426
60	103	49.39	I.S. (OCN)	81344.4‡	0.181800‡	
				---	---	---
TOTAL				104163.0	0.842102*	0.84210*

‡ Value not included in TOTAL calculation.

* Result calculation was based on a manually entered response factor.

000463

311980

MAXIMA (c)1990 Dynamic Solutions, Division of Millipore

MAXIMA 820 CUSTOM REPORT

Printed: 13-JAN-1999 10:42:33

SAMPLE: PER CHK 1.27PPM
#18 in Method: QEA SPME SAMPLES QEA01128
Acquired: 12-JAN-1999 23:55
Rate: 5.0 points/sec
Duration: 70.060 minutes
Operator: REW

Type: UNKN
Instrument: Instrument 9
Filename: HC01128
Index: Disk

DETECTOR: detector 1

ID#	PK#	RETENTION TIME (minutes)	PEAK NAME (chlorine no.)	Peak Area	AMOUNT SOLUTION (ug/ml)	SAMPLE AMOUNT (ppm)
1	50	29.40	60 (136)	1095.1	0.004921	0.00492
2	51	29.50	61 (77,110))	3628.3	0.015614	0.01561
4	52	29.79	63 (82)	1014.6	0.003429	0.00343
5	53	30.04	64 (151)	2855.1	0.013288	0.01329
6	54	30.15	65 (124,135)	828.9	0.002234	0.00223
7	55	30.20	66 (144)	732.6	0.004448	0.00445
8	56	30.25	67(107,108,147)	239.2	0.001053	0.00105
9	57	30.33	68 (123)	69.7	0.000553	0.00055*
10	58	30.42	69(106,118,149)	6921.0	0.028600	0.02860
12	59	30.78	71(114,134,143)	415.6	0.001321	0.00132
13	61	30.95	72(122,31,33,42	70.0	0.000166	0.00017
14	62	31.20	73 (146,161)	672.9	0.002598	0.00260
15	63	31.31	74 (105,132)	3680.0	0.009522	0.00952
16	64	31.45	75 (153)	5837.2	0.020670	0.02067
18	65	31.92	77 (141)	2727.5	0.012790	0.01279
19	66	31.97	78 (179)	2270.5	0.010810	0.01081
20	67	32.17	79 (130)	74.8	0.000530	0.00053
21	68	32.30	80 (137,176)	941.4	0.001885	0.00188
22	69	32.50	82(138,160,3,4)	5608.4	0.018550	0.01855
23	70	32.66	83 (158)	577.0	0.001510	0.00151
24	71	32.84	84 (129)	117.5	0.000079	0.00008
25	72	33.14	85 (178)	1274.3	0.007980	0.00798
27	73	33.41	87 (175)	231.3	0.001127	0.00113
28	74	33.54	88 (182,187)	7300.4	0.027162	0.02716
29	75	33.64	89 (128)	251.2	0.000508	0.00051
30	76	33.82	90 (183)	3375.6	0.011766	0.01177
31	77	34.05	91 (167)	66.0	0.000172	0.00017
32	78	34.36	92 (185)	1506.7	0.003228	0.00323
33	79	34.70	93 (174,181)	6498.5	0.023046	0.02305
34	80	34.94	94 (177)	3007.6	0.011751	0.01175
35	81	35.21	95 (156,171)	1564.0	0.005161	0.00516
36	82	35.44	96 (202)	951.0	0.000494	0.00049
38	83	35.60	98 (173)	139.0	0.000272	0.00027
39	84	35.94	99 (200,204)	696.5	0.002644	0.00264

40	85	36.15	100 (172,192)	960.8	0.003547	0.00355
41	86	36.41	101 (197)	166.8	0.000640	0.00064
42	87	36.59	102 (180)	14879.4	0.042548	0.04255
43	88	36.82	103 (193)	823.0	0.002575	0.00258
44	89	37.09	104 (191)	197.6	0.000599	0.00060
45	90	37.40	105 (199)	966.9	0.002935	0.00294
46	91	38.44	106 (170)	4858.4	0.008678	0.00868
47	92	38.69	107 (190)	1366.0	0.002546	0.00265
48	94	39.48	108 (198)	386.8	0.000855	0.00086
49	95	39.69	109 (201)	6228.4	0.031359	0.03136
50	96	40.19	110 (196,203)	7177.5	0.030835	0.03084
51	97	41.25	111 (189)	62.9	0.000154	0.00015
52	98	42.67	112 (195)	2465.6	0.003648	0.00365
53	99	43.13	113 (208)	469.5	0.001838	0.00184
54	100	44.00	114 (207)	260.5	0.000540	0.00054
55	101	45.31	115 (194)	5633.9	0.012301	0.01230
56	102	46.10	116 (205)	336.1	0.000774	0.00077
57	103	49.39	I.S. (DCN)	81344.4‡	0.181800‡	
58	104	50.87	117 (206)	2655.5	0.004827	0.00483
59	105	56.43	118 (209)	30.5	0.000058	0.00006
				---	---	---
TOTAL				118165.4	0.402337*	0.40234*

‡ Value not included in TOTAL calculation.

* Result calculation was based on a manually entered response factor.

060165

311982

MAXIMA (c)1990 Dynamic Solutions, Division of Millipore

MAXIMA 820 CUSTOM REPORT

Printed: 15-JAN-1999 16:14:51

SAMPLE: CAL STD 6.27PPM
#3 in Method: QEA SPME SAMPLES QEA0107A
Acquired: 5-JAN-1999 12:46
Rate: 5.0 points/sec
Duration: 70.060 minutes
Operator: REW

Type: STND
Instrument: Instrument 9
Filename: CS0105
Index: Disk

DETECTOR: detector 1

ID#	PK#	RETENTION TIME (minutes)	PEAK NAME (chlorine no.)	Peak Area	AMOUNT SOULTION (ug/ml)	SAMPLE AMOUNT (ppm)	Response Factor
1		(15.30)	1 (0)	0.0			
2	1	17.66	2 (1)	3153.0	0.445140	0.44514	9.638530
3	2	19.08	3 (2)	29.0	Invalid	Invalid	Invalid
4	3	19.19	4 (3)	919.3	0.259670	0.25967	19.283231
5	4	19.94	5 (4,10)	2318.5	0.126100	0.12610	3.713058
6	5	20.93	6 (7,9)	6012.2	0.044510	0.04451	0.505432
7	6	21.25	7 (6)	4477.8	0.070480	0.07048	1.074580
8	7	21.46	8 (5,8)	15805.9	0.519330	0.51933	2.109677
9		(21.98)	9 (14)	0.0	Invalid	Invalid	Invalid
9	8	22.10	10 (19)	1036.5	0.010390	0.01039	0.684331
1		(22.35)	11 (30)	0.0	Invalid	Invalid	Invalid
12		(22.63)	12 (11)	0.0	Invalid	Invalid	Invalid
13	9	22.81	13 (12,13)	990.5	0.009900	0.00990	0.682381
14	10	22.95	14 (15,18)	13140.8	0.137250	0.13725	0.713059
15	11	23.02	15 (17)	6590.7	0.137250	0.13725	1.421729
16	12	23.30	16 (24,27)	1729.6	0.009640	0.00964	0.330506
17	13	23.53	17 (16,32)	13063.0	0.144670	0.14467	0.756088
18		(23.74)	18 (23)	0.0	Invalid	Invalid	Invalid
19	14	23.97	19 (34,54)	190.6	Invalid	Invalid	Invalid
20	15	24.10	20 (29)	360.5	0.001970	0.00197	0.373099
21	16	24.22	21 (26)	3271.5	0.026710	0.02671	0.557390
22	17	24.29	22 (25)	2037.7	0.011870	0.01187	0.397695
23	18	24.47	23 (31)	20720.7	0.152940	0.15294	0.503909
24	19	24.50	24 (28,50)	33135.7	0.195750	0.19575	0.403311
25	20	24.80	25(20,21,33,53)	18059.7	0.147340	0.14734	0.556988
26	21	25.00	26 (22,51)	13628.7	0.107580	0.10758	0.538907
27	22	25.19	27 (45)	4241.7	0.033010	0.03301	0.531305
28		(25.33)	28 (36)	0.0	Invalid	Invalid	Invalid
29	23	25.42	29 (46)	1674.1	0.014840	0.01484	0.605192
30		(25.58)	30 (39)	0.0	Invalid	Invalid	Invalid
31	24	25.67	31 (43,52,73)	14613.8	0.176940	0.17694	0.826607
32	25	25.81	32 (49)	14634.0	0.085320	0.08532	0.398037
33	26	25.90	33 (47)	9153.3	0.037100	0.03710	0.276715
34	27	25.95	34 (48,75)	6858.5	0.037100	0.03710	0.369301

35		(26.04)	35 (62,65)	0.0	Invalid	Invalid	Invalid
36	28	26.13	36 (35)	255.7	Invalid	Invalid	Invalid
37	29	26.27	37 (44,104)	22171.9	0.159510	0.15951	0.491157
38	30	26.37	38 (37,42,59)	11367.9	0.096450	0.09645	0.579241
39	31	26.64	39(41,64,71,72)	29607.0	0.152090	0.15209	0.350704
40		(25.76)	40 (68)	0.0	Invalid	Invalid	Invalid
41	32	26.78	41 (96)	299.6	Invalid	Invalid	Invalid
42	33	25.85	42 (40)	5559.7	0.034870	0.03487	0.420525
43	34	27.05	43 (57,103)	316.6	Invalid	Invalid	Invalid
44	35	27.18	44 (67,100)	1041.2	0.004080	0.00408	0.267533
45	36	27.31	45 (58,63)	1887.3	0.007790	0.00779	0.281793
46	37	27.44	46 (74,94)	19539.7	0.070480	0.07048	0.246254
47	38	27.54	47 (61,70,76)	27003.4	0.126120	0.12612	0.313860
48	39	27.63	48 (66,93,95)	38758.1	0.257080	0.25708	0.470450
49	40	27.86	49 (55,91,98)	3235.1	0.018920	0.01892	0.399274
50	41	28.09	50 (56,60)	32764.2	0.129830	0.12983	0.270527
51	42	28.27	51 (84,92,155)	5423.6	0.066770	0.06677	0.840489
52	43	28.35	52 (89)	625.9	0.003710	0.00371	0.404660
53	44	28.47	53 (90,101)	10759.5	0.066770	0.06677	0.423667
54	45	28.62	54 (99)	7239.5	0.027450	0.02745	0.258864
55	46	28.83	55(112,119,150)	504.6	0.001040	0.00104	0.140709
56	47	28.90	56 (83,109)	1024.2	0.005560	0.00556	0.370609
57	48	29.06	57 (86,97,152)	5056.0	0.020770	0.02077	0.280455
58	49	29.19	58(81,87,111+15	9210.5	0.043030	0.04303	0.318952
59	50	29.30	59 (85,116)	7023.1	0.025970	0.02597	0.252453
60	104	49.39	I.S. (OCN)	58270.3‡	0.181800‡		0.000003‡
				---	---	---	
TOTAL				453621.3	4.271090	4.27109	

‡ Value not included in TOTAL calculation.

000467

311984

MAXIMA (c)1990 Dynamic Solutions, Division of Millipore

MAXIMA 820 CUSTOM REPORT

Printed: 18-JAN-1999 10:28:17

SAMPLE: CAL STD 6.27PPM
#3 in Method: QEA SPME SAMPLES QEA01078
Acquired: 5-JAN-1999 12:46
Rate: 5.0 points/sec
Duration: 70.060 minutes
Operator: REW

Type: STND
Instrument: Instrument 9
Filename: CS0105
Index: Disk

DETECTOR: detector 1

ID#	PK#	RETENTION TIME (minutes)	PEAK NAME (chlorine no.)	Peak Area	AMOUNT SOULTION (ug/ml)	SAMPLE AMOUNT (ppm)	Response Factor
1	51	29.40	60 (136)	5195.6	0.027820	0.02782	0.365556
2	52	29.49	61 (77,110))	14481.9	0.079010	0.07901	0.372471
3		(29.81)	62 (154)	0.0	Invalid	Invalid	Invalid
4	53	29.79	63 (82)	4053.2	0.016320	0.01632	0.274891
5	54	30.03	64 (151)	11371.8	0.063060	0.06306	0.378581
6	55	30.15	65 (124,135)	3350.2	0.010760	0.01076	0.219268
7	56	30.20	66 (144)	3077.0	0.022250	0.02226	0.493888
8	57	30.25	67(107,108,147)	919.0	0.004820	0.00482	0.358068
9	58	30.33	68 (123)	410.7	Invalid	Invalid	Invalid
10	59	30.42	69(106,118,149)	30135.9	0.148380	0.14838	0.336145
11		(30.68)	70 (139,140)	0.0	Invalid	Invalid	Invalid
12	60	30.77	71(114,134,143)	1976.8	0.007490	0.00749	0.258675
13	62	30.95	72(122,31,33,42	381.9	0.001080	0.00108	0.193068
14	63	31.19	73 (146,161)	3145.9	0.014470	0.01447	0.314023
15	64	31.30	74 (105,132)	16302.1	0.050250	0.05026	0.210481
16	65	31.44	75 (153)	25893.3	0.109250	0.10925	0.288051
17		(31.79)	76 (168)	0.0	Invalid	Invalid	Invalid
18	66	31.91	77 (141)	11286.4	0.063060	0.06306	0.381447
19	67	31.97	78 (179)	9547.2	0.054160	0.05416	0.387293
20	68	32.16	79 (130)	329.4	0.002780	0.00278	0.576096
21	69	32.29	80 (137,176)	4041.6	0.009640	0.00964	0.162840
22	70	32.49	82(138,160,3,4)	25415.5	0.100160	0.10016	0.269049
23	71	32.65	83 (158)	2973.8	0.009270	0.00927	0.212816
24	72	32.83	84 (129)	601.5	0.000480	0.00048	0.054477
25	73	33.14	85 (178)	5468.2	0.040800	0.04080	0.509389
26		(33.33)	86 (166)	0.0	Invalid	Invalid	Invalid
27	74	33.41	87 (175)	1278.1	0.007420	0.00742	0.396338
28	75	33.54	88 (182,187)	30123.6	0.133540	0.13354	0.302649
29	76	33.64	89 (128)	1541.0	0.003710	0.00371	0.164359
30	77	33.81	90 (183)	15184.3	0.063060	0.06306	0.283528
31	78	34.05	91 (167)	585.2	0.001820	0.00182	0.212326
32	79	34.35	92 (185)	6828.2	0.017430	0.01743	0.174272
33	80	34.69	93 (174,181)	28091.4	0.118700	0.11870	0.288478
34	81	34.93	94 (177)	13546.1	0.063060	0.06306	0.317815

35	82	35.20	95 (156,171)	7454.4	0.029310	0.02931	0.268433
36	83	35.43	96 (202)	3959.0	0.002450	0.00245	0.042249
37		(35.55)	97 (157)	0.0	Invalid	Invalid	Invalid
38	84	35.59	98 (173)	604.3	0.001410	0.00141	0.159290
39	85	35.92	99 (200,204)	3199.0	0.014470	0.01447	0.308810
40	86	36.15	100 (172,192)	4721.9	0.020770	0.02077	0.300302
41	87	36.42	101 (197)	892.0	0.004080	0.00408	0.312276
42	88	36.58	102 (180)	66413.4	0.226280	0.22628	0.232509
43	89	36.80	103 (193)	4022.7	0.015580	0.01558	0.264413
44	90	37.09	104 (191)	1231.7	0.004450	0.00445	0.246647
45	91	37.39	105 (199)	4409.6	0.015950	0.01595	0.246945
46	92	38.44	106 (170)	22309.8	0.047480	0.04748	0.145295
47	93	38.69	107 (190)	6749.8	0.015580	0.01558	0.157583
48	95	39.47	108 (198)	1689.4	0.004450	0.00445	0.179830
49	96	39.69	109 (201)	25971.1	0.155800	0.15580	0.409555
50	97	40.13	110 (196,203)	31161.6	0.159510	0.15951	0.349464
51	98	41.24	111 (189)	507.2	0.001480	0.00148	0.199199
52	99	42.65	112 (195)	11635.3	0.020510	0.02051	0.120344
53	100	43.14	113 (208)	1963.9	0.009160	0.00916	0.318435
54	101	44.00	114 (207)	1398.2	0.003450	0.00345	0.168458
55	102	45.29	115 (194)	30222.3	0.066770	0.06677	0.150830
56	103	46.10	116 (205)	1487.5	0.004080	0.00408	0.187252
57	104	49.39	I.S. (OCN)	68270.8‡	0.181800‡		0.000003‡
58	105	50.84	117 (206)	11645.7	0.025220	0.02522	0.147848
59	106	56.41	118 (209)	200.1	0.000450	0.00045	0.153547
				---	---	---	
TOTAL				521386.8	2.092760	2.09276	

‡ Value not included in TOTAL calculation.

MAXIMA (c)1990 Dynamic Solutions, Division of Millipore

MAXIMA 820 CUSTOM REPORT

Printed: 20-JAN-1999 9:29:20

SAMPLE: STA1-MID
#14 in Method: QEA SPME SAMPLES QEA0107S
Acquired: 7-JAN-1999 17:59
Rate: 5.0 points/sec
Duration: 70.060 minutes
Operator: REW

Type: UNKN
Instrument: Instrument 9
Filename: A809387R
Index: Disk

Dilution: 10.000
Amount: 1.000

DETECTOR: detector 1

ID#	PK#	RETENTION TIME (minutes)	PEAK NAME (chlorine no.)	Peak Area	AMOUNT SOULTION (ng/mL)	SAMPLE AMOUNT (Total ng)
1	7	22.57	11 (30)	1731.9	7.722435	77.22435
2	8	22.63	12 (11)	231.7	12.133947	121.33947
3	81	49.37	I.S. (OCN)	80646.3*	0.181800*	
TOTAL				1963.6	19.856382	198.56382

* Value not included in TOTAL calculation.

000470

311987

MAXIMA (c)1990 Dynamic Solutions, Division of Millipore

MAXIMA 820 CUSTOM REPORT

Printed: 20-JAN-1999 9:29:23

SAMPLE: STA2-MID
Type: UNKN
#15 in Method: QEA SPME SAMPLES QEA0107S
Instrument: Instrument 9
Acquired: 7-JAN-1999 19:21
Filename: A809388R
Rate: 5.0 points/sec
Index: Disk
Duration: 70.060 minutes
Operator: REW
Dilution: 10.000
Amount: 1.000

DETECTOR: detector 1

ID#	PK#	RETENTION TIME (minutes)	PEAK NAME (chlorine no.)	Peak Area	AMOUNT SOULTION (ng/ml)	SAMPLE AMOUNT (Total ng)
1	7	22.57	11 (30)	1705.4	7.547802	76.47802
2	8	22.63	12 (11)	226.5	11.920696	119.20696
3	77	49.39	I.S. (OCN)	80232.7‡	0.181800‡	
TOTAL				1932.8	19.568499	195.68499

‡ Value not included in TOTAL calculation.

000471

311988

MAXIMA (c)1990 Dynamic Solutions, Division of Millipore

MAXIMA 820 CUSTOM REPORT

Printed: 20-JAN-1999 9:29:26

SAMPLE: STA3-MID

#15 in Method: QEA SPME SAMPLES QEA0107S

Acquired: 7-JAN-1999 20:43

Rate: 5.0 points/sec

Duration: 70.060 minutes

Operator: RSW

Type: UNKN

Instrument: Instrument 9

Filename: AB09389R

Index: Disk

Dilution: 10.000

Amount: 1.000

DETECTOR: detector 1

ID#	PK#	RETENTION TIME (minutes)	PEAK NAME (chlorine no.)	Peak Area	AMOUNT SOLUTION (ng/mL)	SAMPLE AMOUNT (Total ng)
1	7	22.56	11 (30)	1841.1	7.586039	75.36039
2	8	22.63	12 (11)	262.5	12.701751	127.01751
3	79	49.38	I.S. (OCN)	87270.2#	0.181800#	
TOTAL				2103.5	20.287789	202.37789

Value not included in TOTAL calculation.

000472

311989

MAXIMA (c)1990 Dynamic Solutions, Division of Millipore

MAXIMA 820 CUSTOM REPORT

Printed: 29-JAN-1999 9:29:30

SAMPLE: STA4-MID
#17 in Method: QEA SPME SAMPLES QEA0107S
Acquired: 7-JAN-1999 22:04
Rate: 5.0 points/sec
Duration: 70.060 minutes
Operator: REW

Type: UNKN
Instrument: Instrument 9
Filename: AB09390R
Index: Disk

Dilution: 10.000
Amount: 1.000

DETECTOR: detector 1

ID#	PK#	RETENTION TIME (minutes)	PEAK NAME (chlorine no.)	Peak Area	AMOUNT SOULTION (ng/mL)	SAMPLE AMOUNT (Total ng)
1	7	22.57	11 (30)	1520.6	6.440421	64.40421
2	8	22.63	12 (11)	192.9	9.593512	95.93512
3	78	49.37	I.S. (9CN)	84903.4‡	0.181800‡	
TOTAL				1713.5	16.033932	160.33932

‡ Value not included in TOTAL calculation.

000173

311990

MAXIMA (c)1990 Dynamic Solutions, Division of Millipore

MAXIMA 820 CUSTOM REPORT

Printed: 20-JAN-1999 9:29:33

SAMPLE: STAS-MID
#18 in Method: QEA SPME SAMPLES 95A0107S
Acquired: 7-JAN-1999 23:26
Rate: 5.0 points/sec
Duration: 70.060 minutes
Operator: RSW

Type: UNKN
Instrument: Instrument 9
Filename: AB09391R
Index: Disk

Dilution: 10.000
Amount: 1.000

DETECTOR: detector 1

ID#	PK#	RETENTION TIME (minutes)	PEAK NAME (chlorine no.)	Peak Area	AMOUNT SOULTION (ng/ml)	SAMPLE AMOUNT (Total ng)
1	7	22.56	11 (30)	1592.2	6.836279	68.36279
2	8	22.62	12 (11)	249.4	12.578141	125.78141
3	79	49.38	I.S. (OCN)	83748.6#	0.181800#	
TOTAL				1841.6	19.414420	194.14420

Value not included in TOTAL calculation.

000474

311991

MAXIMA (c)1990 Dynamic Solutions, Division of Millipore

MAXIMA 820 CUSTOM REPORT

Printed: 20-JAN-1999 9:29:36

SAMPLE: STA6-MID
#19 in Method: QEA SPME SAMPLES QEA0107S
Acquired: 8-JAN-1999 0:48
Rate: 5.0 points/sec
Duration: 70.060 minutes
Operator: REW

Type: UNKN
Instrument: Instrument 9
Filename: A809392R
Index: Disk

Dilution: 10.000
Amount: 1.000

DETECTOR: detector 1

ID#	PK#	RETENTION TIME (minutes)	PEAK NAME (chlorine no.)	Peak Area	AMOUNT SOULTION (ng/ml)	SAMPLE AMOUNT (Total ng)
1	8	22.55	11 (30)	1524.2	6.704336	67.04336
2	9	22.62	12 (11)	228.5	11.802586	118.02586
3	82	49.38	I.S. (OCN)	81752.3#	0.181800#	
TOTAL				1752.7	18.506922	185.06922

Value not included in TOTAL calculation.

000475

311992

MAXIMA (c)1990 Dynamic Solutions, Division of Millipore

MAXIMA 820 CUSTOM REPORT

Printed: 20-JAN-1999 9:29:40

SAMPLE: STA7-MID

820 in Method: QEA SPME SAMPLES QEA0107S

Acquired: 8-JAN-1999 2:09

Rate: 5.0 points/sec

Duration: 70.060 minutes

Operator: RSW

Type: UNKN

Instrument: Instrument 9

Filename: AB093938

Index: Disk

Dilution: 10.000

Amount: 1.000

DETECTOR: detector 1

ID#	PK#	RETENTION TIME (minutes)	PEAK NAME (chlorine no.)	Peak Area	AMOUNT SOULTION (ng/mL)	SAMPLE AMOUNT (Total ng)
1	7	22.57	11 (30)	1667.3	7.343461	73.43461
2	8	22.53	12 (11)	184.4	9.541208	95.41208
3	80	49.38	I.S. (OCN)	81643.2#	0.181800#	
TOTAL				1851.7	16.884669	168.84669

Value not included in TOTAL calculation.

000476

311993

MAXIMA (c)1990 Dynamic Solutions, Division of Millipore

MAXIMA 820 CUSTOM REPORT

Printed: 20-JAN-1999 9:29:43

SAMPLE: STA10-MID
#21 in Method: QEA SPME SAMPLES QEA0107S
Acquired: 8-JAN-1999 3:31
Rate: 5.0 points/sec
Duration: 70.060 minutes
Operator: REW

Type: UNKN
Instrument: Instrument 9
Filename: A8099394R
Index: Disk

Dilution: 10.000
Amount: 1.000

DETECTOR: detector 1

ID#	PK#	RETENTION TIME (minutes)	PEAK NAME (chlorine no.)	Peak Area	AMOUNT SOLUTION (ng/mL)	SAMPLE AMOUNT (Total ng)
1	8	22.57	11 (30)	1673.5	7.389928	73.89929
2	9	22.63	12 (11)	175.3	9.093815	90.93815
3	81	49.37	I.S. (DCM)	81432.6#	0.1818004	
TOTAL				1848.8	16.483743	164.83743

Value not included in TOTAL calculation.

000477

311994

MAXIMA (c)1990 Dynamic Solutions, Division of Millipore

MAXIMA 820 CUSTOM REPORT

Printed: 20-JAN-1999 9:29:46

SAMPLE: STA10-MID(DUP)
#22 in Method: QEA SPME SAMPLES QEA0107S
Acquired: 8-JAN-1999 4:53
Rate: 5.0 points/sec
Duration: 70.060 minutes
Operator: RSW

Type: UNKN
Instrument: Instrument 9
Filename: A009395R
Index: Disk

Dilution: 10.000
Amount: 1.000

DETECTOR: detector 1

ID#	PK#	RETENTION TIME (minutes)	PEAK NAME (chlorine no.)	Peak Area	AMOUNT SOLUTION (ng/mL)	SAMPLE AMOUNT (Total ng)
1	7	22.56	11 (30)	1692.8	7.409778	74.09773
2	8	22.53	12 (11)	187.0	9.612354	96.12354
3	80	49.38	I.S. (OCN)	82149.4#	0.181800#	
TOTAL				1879.7	17.022132	170.22132

Value not included in TOTAL calculation.

000478

311995

MAXIMA (c)1990 Dynamic Solutions, Division of Millipore

MAXIMA 820 CUSTOM REPORT

Printed: 20-JAN-1999 9:29:50

SAMPLE: STA11-SUR
#25 in Method: QEA SPME SAMPLES QE301075
Acquired: 8-JAN-1999 8:58
Rate: 5.0 points/sec
Duration: 70.060 minutes
Operator: RSW

Type: UNKN
Instrument: Instrument 9
Filename: AB09396R
Index: Disk

Dilution: 10.000
Amount: 1.000

DETECTOR: detector 1

ID#	PK#	RETENTION TIME (minutes)	PEAK NAME (chlorine no.)	Peak Area	AMOUNT SOLUTION (ng/mL)	SAMPLE AMOUNT (Total ng)
1	8	22.57	11 (30)	1579.1	6.589232	66.89232
2	9	22.63	12 (11)	184.0	9.155590	91.55590
3	84	49.36	I.S. (OCN)	84886.7#	0.181800#	
TOTAL				1763.1	15.844822	158.44822

Value not included in TOTAL calculation.

000479

311996

MAXIMA (c)1990 Dynamic Solutions, Division of Millipore

MAXIMA 820 CUSTOM REPORT

Printed: 20-JAN-1999 9:29:53

SAMPLE: STA11-SUR(DUP)
#26 in Method: QEA SPME SAMPLES QEA0107S
Acquired: 8-JAN-1999 10:19
Rate: 5.0 points/sec
Duration: 70.060 minutes
Operator: REW

Type: UNKN
Instrument: Instrument 9
Filename: A809397R
Index: Disk

Dilution: 10.000
Amount: 1.000

DETECTOR: detector 1

ID#	PK#	RETENTION TIME (minutes)	PEAK NAME (chlorine no.)	Peak Area	AMOUNT SOULTION (ng/ml)	SAMPLE AMOUNT (Total ng)
1	8	22.56	11 (30)	1588.8	5.825614	68.25614
2	9	22.62	12 (11)	134.5	6.788845	67.88845
3	83	49.36	I.S. (OCN)	83690.8#	0.181800#	
TOTAL				1723.3	13.615459	136.15459

Value not included in TOTAL calculation.

000480

311997

MAXIMA 820 CUSTOM REPORT

Printed: 20-JAN-1999 9:29:57

SAMPLE: STA11-BOT

#27 in Method: QEA SPME SAMPLES Q5A0107S

Acquired: 8-JAN-1999 11:41

Rate: 5.0 points/sec

Duration: 70.060 minutes

Operator: RSW

Type: UNKN

Instrument: Instrument 3

Filename: A809398R

Index: Disk

Dilution: 10.000

Amount: 1.000

DETECTOR: detector 1

ID#	PK#	RETENTION TIME (minutes)	PEAK NAME (chlorine no.)	Peak Area	AMOUNT SOLUTION (ng/mL)	SAMPLE AMOUNT (Total ng)
1	7	22.57	11 (30)	1683.4	7.349434	73.49434
2	8	22.62	12 (11)	195.9	10.014760	100.14760
3	81	49.37	I.S. (OCN)	82611.6#	0.181800#	
TOTAL				1884.3	17.364194	173.64194

Value not included in TOTAL calculation.

000481

311998

MAXIMA (c)1990 Dynamic Solutions, Division of Millipore

MAXIMA 820 CUSTOM REPORT

Printed: 20-JAN-1999 9:36:02

SAMPLE: STA13-SUR
#14 in Method: QEA SPME SAMPLES QEA01125
Acquired: 12-JAN-1999 18:29
Rate: 5.0 points/sec
Duration: 70.060 minutes
Operator: REW

Type: UNKN
Instrument: Instrument 9
Filename: A89399RE
Index: Disk

Dilution: 10.000
Amount: 1.000

DETECTOR: detector 1

ID#	PK#	RETENTION TIME (minutes)	PEAK NAME (chlorine no.)	Peak Area	AMOUNT SOULTION (ng/mL)	SAMPLE AMOUNT (Total ng)
1	8	22.57	11 (30)	1430.2	5.775315	67.75315
2	9	22.63	12 (11)	125.5	7.037148	70.37148
3	84	49.39	I.S. (DCM)	75894.0#	0.181800#	
TOTAL				1556.6	12.813465	138.12465

Value not included in TOTAL calculation.

000482

311999

MAXIMA (c)1990 Dynamic Solutions, Division of Millipore

MAXIMA 820 CUSTOM REPORT

Printed: 20-JAN-1999 9:30:00

SAMPLE: STA13-80T
#29 in Method: QEA SPME SAMPLES QEA0107S
Acquired: 8-JAN-1999 14:25
Rate: 5.0 points/sec
Duration: 70.060 minutes
Operator: REW

Type: UNKN
Instrument: Instrument 9
Filename: A809400R
Index: Disk

Dilution: 10.000
Amount: 1.000

DETECTOR: detector 1

ID#	PK#	RETENTION TIME (minutes)	PEAK NAME (chlorine no.)	Peak Area	AMOUNT SOLUTION (ng/mL)	SAMPLE AMOUNT (Total ng)
1	8	22.55	11 (30)	1579.9	7.297807	72.97807
2	9	22.62	12 (11)	169.2	8.632130	86.32130
3	85	49.37	I.S. (DCN)	82775.4‡	0.1818001‡	
TOTAL				1849.1	15.929937	159.29937

‡ Value not included in TOTAL calculation.

000483

312000

MAXIMA (c)1990 Dynamic Solutions, Division of Millipore

MAXIMA 820 CUSTOM REPORT

Printed: 20-JAN-1999 9:30:03

SAMPLE: STA14-SUR
#30 in Method: QEA SPME SAMPLES 9EA0107S
Acquired: 3-JAN-1999 15:47
Rate: 5.0 points/sec
Duration: 70.060 minutes
Operator: RSW

Type: UNKN
Instrument: Instrument 9
Filename: A8094012
Index: Disk

Dilution: 10.000
Amount: 1.000

DETECTOR: detector 1

ID#	PK#	RETENTION TIME (minutes)	PEAK NAME (chlorine no.)	Peak Area	AMOUNT SOLUTION (ng/ml)	SAMPLE AMOUNT (Total ng)
1	8	22.57	11 (30)	1324.5	5.373086	53.73086
2	9	22.63	12 (11)	126.4	7.701259	77.01259
3	83	49.38	I.S. (OCN)	69297.0*	0.1813004	
TOTAL				1450.9	14.574345	145.74345

* Value not included in TOTAL calculation.

MAXIMA (c)1990 Dynamic Solutions, Division of Millipore

MAXIMA 820 CUSTOM REPORT

Printed: 20-JAN-1999 9:30:07

SAMPLE: STA14-80T
#31 in Method: QEA SPME SAMPLES QEA0107S
Acquired: 8-JAN-1999 17:08
Rate: 5.0 points/sec
Duration: 70.060 minutes
Operator: REW

Type: UNKN
Instrument: Instrument 3
Filename: A8094025
Index: Disk

Dilution: 10.000
Amount: 1.000

DETECTOR: detector 1

ID#	PK#	RETENTION TIME (minutes)	PEAK NAME (chlorine no.)	Peak Area	AMOUNT SOULTION (ng/ml)	SAMPLE AMOUNT (Total ng)
1	8	22.57	11 (30)	1478.1	5.588549	55.88649
2	9	22.53	12 (11)	160.2	3.517089	35.17089
3	80	49.37	I.S. (OCN)	79465.7#	0.1818001#	
TOTAL				1638.4	15.205738	152.05738

Value not included in TOTAL calculation.

000485

312002

MAXIMA (c)1990 Dynamic Solutions, Division of Millipore

MAXIMA 820 CUSTOM REPORT

Printed: 20-JAN-1999 9:30:10

SAMPLE: STA15-SUR
#32 in Method: QEA SPME SAMPLES QEA0107S
Acquired: 8-JAN-1999 18:30
Rate: 5.0 points/sec
Duration: 70.060 minutes
Operator: RSW

Type: UNKN
Instrument: Instrument 9
Filename: A809403R
Index: Disk

Dilution: 10.000
Amount: 1.000

DETECTOR: detector 1

ID#	PK#	RETENTION TIME (minutes)	PEAK NAME (chlorine no.)	Peak Area	AMOUNT SOULTION (ng/ml)	SAMPLE AMOUNT (Total ng)
1	8	22.57	11 (30)	1324.4	5.377718	53.77718
2	9	22.63	12 (11)	144.3	7.519757	75.19757
3	86	49.38	I.S. (OCN)	81025.4‡	0.1818001‡	
TOTAL				1468.7	13.397476	133.97476

‡ Value not included in TOTAL calculation.

000486

312003

MAXIMA 820 CUSTOM REPORT

Printed: 20-JAN-1999 9:36:05

SAMPLE: STA15-SUR(XS)
#15 in Method: QEA SPMS SAMPLES 9E801125
Acquired: 12-JAN-1999 19:51
Rate: 5.0 points/sec
Duration: 70.060 minutes
Operator: RSW

Type: UNKN
Instrument: Instrument 9
Filename: AB9404RE
Index: Disk

Dilution: 100.000
Amount: 1.000

DETECTOR: detector 1

ID#	PK#	RETENTION TIME (minutes)	PEAK NAME (chlorine no.)	Peak Area	AMOUNT SOLUTION (ng/ml)	SAMPLE AMOUNT (Total ng)
1	7	22.57	11 (30)	143.5	0.660573	66.05723
2	8	22.63	12 (11)	24.8	1.343091	134.30912
3	80	49.39	I.S. (DCN)	78105.0‡	0.181800‡	
TOTAL				168.3	2.003670	200.36695

‡ Value not included in TOTAL calculation.

000187

312004

MAXIMA (c)1990 Dynamic Solutions, Division of Millipore

MAXIMA 820 CUSTOM REPORT

Printed: 20-JAN-1999 9:33:29

SAMPLE: STA15-BOT
#14 in Method: QEA SPME SAMPLES 05A0108S
Acquired: 8-JAN-1999 23:57
Rate: 5.0 points/sec
Duration: 70.060 minutes
Operator: REW

Type: UNKN
Instrument: Instrument 9
Filename: A809405
Index: Disk

Dilution: 10.000
Amount: 1.000

DETECTOR: detector 1

ID#	PK#	RETENTION TIME (minutes)	PEAK NAME (chlorine no.)	Peak Area	AMOUNT SOLUTION (ng/mL)	SAMPLE AMOUNT (Total ng)
1	8	22.57	11 (30)	1391.2	5.457789	64.57789
2	9	22.64	12 (11)	140.7	7.668874	76.68874
3	80	49.40	I.S. (OCN)	77468.1#	0.1818004	
TOTAL				1531.9	14.126663	141.26663

Value not included in TOTAL calculation.

000488

312005

MAXIMA (c)1990 Dynamic Solutions, Division of Millipore

MAXIMA 820 CUSTOM REPORT

Printed: 20-JAN-1999 9:33:33

SAMPLE: STA15A-MID
#15 in Method: QEA SPME SAMPLES QEA0108S
Acquired: 9-JAN-1999 1:18
Rate: 5.0 points/sec
Duration: 70.060 minutes
Operator: RSW

Type: UNKN
Instrument: Instrument 9
Filename: AB09406
Index: Disk

Dilution: 10.000
Amount: 1.000

DETECTOR: detector 1

ID#	PK#	RETENTION TIME (minutes)	PEAK NAME (chlorine no.)	Peak Area	AMOUNT SOULTION (ng/mL)	SAMPLE AMOUNT (Total ng)
1	7	22.57	11 (30)	1359.9	7.078470	70.78470
2	8	22.63	12 (11)	181.2	10.245833	102.45833
3	80	49.42	I.S. (OCN)	74674.6‡	0.181800‡	
TOTAL				1651.1	17.324303	173.24303

‡ Value not included in TOTAL calculation.

MAXIMA (c)1990 Dynamic Solutions, Division of Millipore

MAXIMA 820 CUSTOM REPORT

Printed: 20-JAN-1999 9:33:36

SAMPLE: STA16B-MID
§16 in Method: QEA SPME SAMPLES QEA0108S
Acquired: 9-JAN-1999 2:40
Rate: 5.0 points/sec
Duration: 70.060 minutes
Operator: MEW

Type: UNKN
Instrument: Instrument 9
Filename: A809407
Index: Disk

Dilution: 10.000
Amount: 1.000

DETECTOR: detector 1

ID#	PK#	RETENTION TIME (minutes)	PEAK NAME (chlorine no.)	Peak Area	AMOUNT SOULTION (ng/mL)	SAMPLE AMOUNT (Total ng)
1	5	22.57	11 (30)	1475.8	7.474775	74.74775
2	7	22.63	12 (11)	185.2	11.016174	110.16174
3	77	49.42	I.S. (OCN)	70995.3#	0.181800#	
TOTAL				1660.9	18.490950	184.90950

Value not included in TOTAL calculation.

000490

312007

MAXIMA (c)1990 Dynamic Solutions, Division of Millipore

MAXIMA 820 CUSTOM REPORT

Printed: 20-JAN-1999 9:33:39

SAMPLE: STA17-SUR
#17 in Method: QEA SPME SAMPLES QEA01085
Acquired: 9-JAN-1999 4:01
Rate: 5.0 points/sec
Duration: 70.060 minutes
Operator: REW

Type: UNKN
Instrument: Instrument 9
Filename: A809408
Index: Disk

Dilution: 10.000
Amount: 1.000

DETECTOR: detector 1

ID#	PK#	RETENTION TIME (minutes)	PEAK NAME (chlorine no.)	Peak Area	AMOUNT SOLUTION (ng/mL)	SAMPLE AMOUNT (Total ng)
1	8	22.57	11 (30)	1740.5	7.463831	74.58831
2	9	22.63	12 (11)	183.8	9.261465	92.61465
3	81	49.41	I.S. (OCN)	83804.3#	0.181800#	
TOTAL				1924.4	15.730296	167.30296

Value not included in TOTAL calculation.

000491

312008

MAXIMA (c)1990 Dynamic Solutions, Division of Millipore

MAXIMA 820 CUSTOM REPORT

Printed: 20-JAN-1999 9:33:43

SAMPLE: STA18A-SUR
#18 in Method: QEA SPME SAMPLES QEA0108S
Acquired: 9-JAN-1999 5:23
Rate: 5.0 points/sec
Duration: 70.060 minutes
Operator: REW

Type: UNKN
Instrument: Instrument 9
Filename: AB09409
Index: Disk

Dilution: 10.000
Amount: 1.000

DETECTOR: detector 1

ID#	PK#	RETENTION TIME (minutes)	PEAK NAME (chlorine no.)	Peak Area	AMOUNT SOLUTION (ng/mL)	SAMPLE AMOUNT (Total ng)
1	8	22.57	11 (30)	1608.9	7.188854	71.88854
2	9	22.63	12 (11)	188.6	9.897619	98.97619
3	83	49.41	I.S. (9CN)	80473.5#	0.1818004	
TOTAL				1797.4	17.086473	170.86483

Value not included in TOTAL calculation.

000492

312009

MAXIMA (c)1990 Dynamic Solutions, Division of Millipore

MAXIMA 820 CUSTOM REPORT

Printed: 20-JAN-1999 9:33:46

SAMPLE: STA18A-BOT
#19 in Method: QEA SPME SAMPLES QEA0198S
Acquired: 9-JAN-1999 6:45
Rate: 5.0 points/sec
Duration: 70.060 minutes
Operator: REW

Type: UNKN
Instrument: Instrument 9
Filename: A809410
Index: Disk

Dilution: 10.000
Amount: 1.000

DETECTOR: detector 1

IO#	PK#	RETENTION TIME (minutes)	PEAK NAME (chlorine no.)	Peak Area	AMOUNT SOULTION (ng/ml)	SAMPLE AMOUNT (Total ng)
---	---	---	---	---	---	---
1	8	22.57	11 (30)	1527.6	7.252120	72.52120
2	9	22.63	12 (11)	189.4	10.563181	105.63181
3	32	49.42	I.S. (OCN)	75746.3#	0.1818008#	
				---	---	---
TOTAL				1717.1	17.815301	178.15301

Value not included in TOTAL calculation.

000493

312010

MAXIMA (c)1990 Dynamic Solutions, Division of Millipore

MAXIMA 820 CUSTOM REPORT

Printed: 20-JAN-1999 9:33:49

SAMPLE: STA198-SUR

820 in Method: QEA SPME SAMPLES QSA0108S

Acquired: 9-JAN-1999 8:06

Rate: 5.0 points/sec

Duration: 70.060 minutes

Operator: RSW

Type: UNKN

Instrument: Instrument 9

Filename: A809411

Index: Disk

Dilution: 10.000

Amount: 1.000

DETECTOR: detector 1

ID#	PK#	RETENTION TIME (minutes)	PEAK NAME (chlorine no.)	Peak Area	AMOUNT SOULTION (ng/ml)	SAMPLE AMOUNT (Total ng)
---	---	---	---	---	---	---
1	9	22.57	11 (30)	1334.1	6.901452	69.01452
2	9	22.63	12 (11)	150.2	9.122913	91.22913
3	83	49.41	I.S. (OCN)	69514.1*	0.1818000*	
				---	---	---
TOTAL				1484.3	16.024365	160.24365

* Value not included in TOTAL calculation.

000494

312011

MAXIMA (c)1990 Dynamic Solutions, Division of Millipore

MAXIMA 820 CUSTOM REPORT

Printed: 20-JAN-1999 9:33:53

SAMPLE: STA188-80T
#21 in Method: QEA SPME SAMPLES QEA0108S
Acquired: 9-JAN-1999 9:28
Rate: 5.0 points/sec
Duration: 70.060 minutes
Operator: REW

Type: UNKN
Instrument: Instrument 9
Filename: A809412
Index: Disk

Dilution: 10.000
Amount: 1.000

DETECTOR: detector 1

ID#	PK#	RETENTION TIME (minutes)	PEAK NAME (chlorine no.)	Peak Area	AMOUNT SOULTION (ng/mL)	SAMPLE AMOUNT (Total ng)
1	8	22.57	11 (30)	1658.2	5.900214	59.00214
2	9	22.63	12 (11)	207.7	10.091968	100.91968
3	83	49.41	I.S. (DCN)	86936.2‡	0.1818004	
TOTAL				1875.9	15.992182	159.92182

‡ Value not included in TOTAL calculation.

000495

312012

MAXIMA (c)1990 Dynamic Solutions, Division of Millipore

MAXIMA 820 CUSTOM REPORT

Printed: 20-JAN-1999 9:33:56

SAMPLE: STA19-SUR
822 in Method: QEA SPME SAMPLES QEA0108S
Acquired: 9-JAN-1999 10:50
Rate: 5.0 points/sec
Duration: 70.060 minutes
Operator: REW

Type: UNKN
Instrument: Instrument 9
Filename: A809413
Index: Disk

Dilution: 10.000
Amount: 1.000

DETECTOR: detector 1

ID#	PK#	RETENTION TIME (minutes)	PEAK NAME (chlorine no.)	Peak Area	AMOUNT SOULTION (ng/mL)	SAMPLE AMOUNT (Total ng)
---	---	---	---	---	---	---
1	9	22.58	11 (30)	1445.7	5.180883	51.80883
2	10	22.64	12 (11)	187.2	9.395461	93.95461
3	84	49.43	I.S. (DCX)	84153.7#	0.181800#	
				---	---	---
TOTAL				1633.9	15.576344	155.76344

Value not included in TOTAL calculation.

MAXIMA (c)1990 Dynamic Solutions, Division of Millipore

MAXIMA 820 CUSTOM REPORT

Printed: 20-JAN-1999 9:33:59

SAMPLE: STA19-80T
825 in Method: QEA SPME SAMPLES 95A0108S
Acquired: 9-JAN-1999 14:55
Rate: 5.0 points/sec
Duration: 70.060 minutes
Operator: REW

Type: UNKN
Instrument: Instrument 9
Filename: A009414
Index: Disk

Dilution: 10.000
Amount: 1.000

DETECTOR: detector 1

ID#	PK#	RETENTION TIME (minutes)	PEAK NAME (chlorine no.)	Peak Area	AMOUNT SOULTION (ng/mL)	SAMPLE AMOUNT (Total ng)
1	9	22.57	11 (30)	1659.4	7.214306	72.14306
2	10	22.63	12 (11)	203.4	10.384344	103.84344
3	86	49.42	I.S. (9CN)	82713.9#	0.1818000#	
TOTAL				1862.8	17.598650	175.98650

Value not included in TOTAL calculation.

000497

312014

MAXIMA (c)1990 Dynamic Solutions, Division of Millipore

MAXIMA 820 CUSTOM REPORT

Printed: 20-JAN-1999 9:34:03

SAMPLE: TRIP BLANK #1
#25 in Method: QEA SPME SAMPLES QEA0108S
Acquired: 9-JAN-1999 16:16
Rate: 5.0 points/sec
Duration: 70.060 minutes
Operator: RSW

Type: UNKN
Instrument: Instrument 9
Filename: A809415
Index: Disk

Dilution: 10.000
Amount: 1.000

DETECTOR: detector 1

ID#	PK#	RETENTION TIME (minutes)	PEAK NAME (chlorine no.)	Peak Area	AMOUNT SOULTION (ng/ml)	SAMPLE AMOUNT (Total ng)
1	2	22.57	11 (30)	1953.7	9.128217	91.28217
2	3	22.63	12 (11)	173.9	9.543697	95.43697
3	40	49.40	I.S. (DCN)	75963.5#	0.1818004#	
TOTAL				2127.6	18.671914	186.71914

Value not included in TOTAL calculation.

000498

312015

MAXIMA (c)1990 Dynamic Solutions, Division of Millipore

MAXIMA 820 CUSTOM REPORT

Printed: 20-JAN-1999 9:34:05

SAMPLE: TRIP BLANK #2
#27 in Method: QEA SPME SAMPLES Q5A01085
Acquired: 9-JAN-1999 17:38
Rate: 5.0 points/sec
Duration: 70.060 minutes
Operator: REW

Type: UNKN
Instrument: Instrument 9
Filename: A809416
Index: Disk

Dilution: 10.000
Amount: 1.000

DETECTOR: detector 1

IO#	PK#	RETENTION TIME (minutes)	PEAK NAME (chlorine no.)	Peak Area	AMOUNT SOULTION (ng/ml)	SAMPLE AMOUNT (Total ng)
1	2	22.57	11 (30)	1818.7	9.715251	97.15251
2	3	22.63	12 (11)	175.6	9.886088	98.86088
3	40	49.40	I.S. (DCN)	75031.4‡	0.1818001	
TOTAL				1994.3	18.602339	196.02339

‡ Value not included in TOTAL calculation.

000499

312016

MAXIMA (c)1990 Dynamic Solutions, Division of Millipore

MAXIMA 820 CUSTOM REPORT

Printed: 20-JAN-1999 9:34:09

SAMPLE: DIALYSIS BLANKA
#28 in Method: QSA SPME SAMPLES QSA01095
Acquired: 9-JAN-1999 19:00
Rate: 5.0 points/sec
Duration: 70.060 minutes
Operator: REW

Type: UNKN
Instrument: Instrument 9
Filename: AB09417
Index: Disk

Dilution: 10.000
Amount: 1.000

DETECTOR: detector 1

ID#	PK#	RETENTION TIME (minutes)	PEAK NAME (chlorine no.)	Peak Area	AMOUNT SOULTION (ng/ml)	SAMPLE AMOUNT (Total ng)
---	---	---	---	---	---	---
1	2	22.57	11 (30)	1311.1	3.886216	38.86216
2	3	22.64	12 (11)	182.0	10.488585	104.88585
3	45	49.41	I.S. (OCN)	7323.5*	0.1818004	
				---	---	---
TOTAL				1993.1	19.374802	193.74802

* Value not included in TOTAL calculation.

000300

312017

MAXIMA (c)1990 Dynamic Solutions, Division of Millipore

MAXIMA 820 CUSTOM REPORT

Printed: 20-JAN-1999 9:34:13

SAMPLE: DIALYSIS BLANKS
#29 in Method: QEA SPME SAMPLES 9EA01099
Acquired: 9-JAN-1999 20:21
Rate: 5.0 points/sec
Duration: 70.050 minutes
Operator: RSW

Type: UNKN
Instrument: Instrument 9
Filename: A009413
Index: Disk

Dilution: 10.000
Amount: 1.000

DETECTOR: detector 1

ID#	PK#	RETENTION TIME (minutes)	PEAK NAME (chlorine no.)	Peak Area	AMOUNT SOULTION (ng/ml)	SAMPLE AMOUNT (Total ng)
1	2	22.57	11 (30)	2206.2	9.099300	90.98300
2	3	22.63	12 (11)	191.9	9.293436	92.93436
3	45	49.40	I.S. (OCN)	87195.1‡	0.1818001‡	
TOTAL				2398.0	18.391736	183.91736

‡ Value not included in TOTAL calculation.

000501

312018

MAXIMA 820 CUSTOM REPORT

Printed: 20-JAN-1999 9:36:09

SAMPLE: SPIKE BLANK

#16 in Method: QEA SPME SAMPLES 0S401125

Acquired: 12-JAN-1999 21:12

Rate: 5.0 points/sec

Duration: 70.060 minutes

Operator: REW

Type: UNKN

Instrument: Instrument 3

Filename: A8094198

Index: Disk

Dilution: 100.000

Amount: 1.000

DETECTOR: detector 1

ID#	PK#	RETENTION TIME (minutes)	PEAK NAME (chlorine no.)	Peak Area	AMOUNT SOULTION (ng/ml)	SAMPLE AMOUNT (Total ng)
---	---	---	---	---	---	---
1	7	22.57	11 (30)	233.1	1.027725	102.77257
2	8	22.64	12 (11)	22.4	1.157568	115.76684
3	30	49.40	I.S. (OCN)	81568.8*	0.181800*	
				---	---	---
TOTAL				255.5	2.185294	213.53940

* Value not included in TOTAL calculation.

000502

312019

MAXIMA (c)1990 Dynamic Solutions, Division of Millipore

MAXIMA 820 CUSTOM REPORT

Printed: 20-JAN-1999 9:23:19

SAMPLE: 0.1 SPME STD
#5 in Method: QEA SPME SAMPLES QEA0107S
Acquired: 5-JAN-1999 15:31
Rate: 5.0 points/sec
Duration: 70.060 minutes
Operator: REW

Type: STND
Instrument: Instrument 9
Filename: SS0105A
Index: Disk

DETECTOR: detector 1

ID#	PK#	RETENTION TIME (minutes)	PEAK NAME (chlorine no.)	Peak Area	AMOUNT SOULTION (ng/mL)	SAMPLE AMOUNT (ng/mL)	Response Factor
1	1	22.56	11 (30)	24.5	0.100000	0.10000	323.742428
2	2	22.64	12 (11)	2.5	Invalid	Invalid	Invalid
3	3	49.38	I.S. (OCN)	79173.8‡	0.181800‡		0.000002‡
TOTAL				26.9	0.100000	0.10000	

‡ Value not included in TOTAL calculation.

000503

312020

MAXIMA (c)1990 Dynamic Solutions, Division of Millipore

MAXIMA 820 CUSTOM REPORT

Printed: 20-JAN-1999 9:23:23

SAMPLE: 0.5 SPME STD
#6 in Method: QEA SPME SAMPLES QEA0107S
Acquired: 5-JAN-1999 16:53
Rate: 5.0 points/sec
Duration: 70.060 minutes
Operator: REW

Type: STND
Instrument: Instrument 9
Filename: SS01058
Index: Disk

DETECTOR: detector 1

ID#	PK#	RETENTION TIME (minutes)	PEAK NAME (chlorine no.)	Peak Area	AMOUNT SOULTION (ng/mL)	SAMPLE AMOUNT (ng/mL)	Response Factor
1	1	22.56	11 (30)	102.6	0.500000	0.50000	381.999317
2	2	22.63	12 (11)	10.1	0.500000	0.50000	3868.978714
3	3	49.38	I.S. (OCN)	78407.1#	0.181800#		0.000002#
TOTAL				112.8	1.000000	1.00000	

Value not included in TOTAL calculation.

000504

312021

MAXIMA (c)1990 Dynamic Solutions, Division of Millipore

MAXIMA 820 CUSTOM REPORT

Printed: 20-JAN-1999 9:23:26

SAMPLE: 1.0 SPME STD
#7 in Method: QEA SPME SAMPLES QEA0107S
Acquired: 5-JAN-1999 18:15
Rate: 5.0 points/sec
Duration: 70.060 minutes
Operator: REW

Type: STND
Instrument: Instrument 9
Filename: SS0105C
Index: Disk

DETECTOR: detector 1

ID#	PK#	RETENTION TIME (minutes)	PEAK NAME (chlorine no.)	Peak Area	AMOUNT SOULTION (ng/ml)	SAMPLE AMOUNT (ng/ml)	Response Factor
1	1	22.57	11 (30)	220.6	1.000000	1.00000	349.760756
2	2	22.64	12 (11)	20.6	1.000000	1.00000	3746.164499
3	3	49.39	I.S. (OCN)	77153.6#	0.181800#		0.000002#
TOTAL				241.2	2.000000	2.00000	

Value not included in TOTAL calculation.

000505

312022

MAXIMA (c)1990 Dynamic Solutions, Division of Millipore

MAXIMA 820 CUSTOM REPORT

Printed: 20-JAN-1999 9:23:29

SAMPLE: 5.0 SPME STD

#8 in Method: QEA SPME SAMPLES QEA0107S

Acquired: 5-JAN-1999 19:36

Rate: 5.0 points/sec

Duration: 70.060 minutes

Operator: REW

Type: STND

Instrument: Instrument 9

Filename: SS0105D

Index: Disk

DETECTOR: detector 1

ID#	PK#	RETENTION TIME (minutes)	PEAK NAME (chlorine no.)	Peak Area	AMOUNT SOULTION (ng/ml)	SAMPLE AMOUNT (ng/ml)	Response Factor
1	1	22.57	11 (30)	1233.1	5.000000	5.00000	340.793888
2	2	22.63	12 (11)	96.9	5.000000	5.00000	4337.072025
3	3	49.38	I.S. (OCN)	84046.7#	0.181800#		0.000002#
TOTAL				1330.0	10.000000	10.00000	

Value not included in TOTAL calculation.

000506

312023

MAXIMA (c)1990 Dynamic Solutions, Division of Millipore

MAXIMA 820 CUSTOM REPORT

Printed: 20-JAN-1999 9:23:33

SAMPLE: 10 SPME STD
#9 in Method: QEA SPME SAMPLES QEA0107S
Acquired: 5-JAN-1999 20:58
Rate: 5.0 points/sec
Duration: 70.060 minutes
Operator: REW

Type: STND
Instrument: Instrument 9
Filename: SS0105E
Index: Disk

DETECTOR: detector 1

ID#	PK#	RETENTION TIME (minutes)	PEAK NAME (chlorine no.)	Peak Area	AMOUNT SOULTION (ng/mL)	SAMPLE AMOUNT (ng/mL)	Response Factor
1	1	22.57	11 (30)	2282.2	10.000000	10.00000	354.468484
2	2	22.63	12 (11)	188.3	10.000000	10.00000	4295.875874
3	3	49.39	I.S. (OCN)	80895.2‡	0.181800‡		0.000002‡
TOTAL				2470.5	20.000000	20.00000	

‡ Value not included in TOTAL calculation.

080507

312024

MAXIMA (c)1990 Dynamic Solutions, Division of Millipore

MAXIMA 820 CUSTOM REPORT

Printed: 20-JAN-1999 9:23:36

SAMPLE: 20 SPME STD
#10 in Method: QEA SPME SAMPLES QEA0107S
Acquired: 5-JAN-1999 22:20
Rate: 5.0 points/sec
Duration: 70.060 minutes
Operator: REW

Type: STND
Instrument: Instrument 9
Filename: SS0105F
Index: Disk

DETECTOR: detector 1

ID#	PK#	RETENTION TIME (minutes)	PEAK NAME (chlorine no.)	Peak Area	AMOUNT SOLUTION (ng/mL)	SAMPLE AMOUNT (ng/mL)	Response Factor
1	1	22.57	11 (30)	4377.0	20.000000	20.00000	362.273492
2	2	22.63	12 (11)	377.4	20.000000	20.00000	4201.400017
3	3	49.37	I.S. (OCN)	79283.9*	0.1818000*		0.0000002*
TOTAL				4754.4	40.000000	40.00000	

Value not included in TOTAL calculation.

000508

312025

MAXIMA (c)1990 Dynamic Solutions, Division of Millipore

MAXIMA 820 CUSTOM REPORT

Printed: 20-JAN-1999 9:24:33

SAMPLE: 5.0 SPME CC
#12 in Method: QEA SPME SAMPLES QEA0107S
Acquired: 7-JAN-1999 15:15
Rate: 5.0 points/sec
Duration: 70.060 minutes
Operator: REW

Type: UNKN
Instrument: Instrument 9
Filename: SC0107A
Index: Disk

DETECTOR: detector 1

ID#	PK#	RETENTION TIME (minutes)	PEAK NAME (chlorine no.)	Peak Area	AMOUNT SOULTION (ng/mL)	SAMPLE AMOUNT (ng/mL)
1	1	22.57	11 (30)	1286.6	5.279195	5.27919
2	2	22.63	12 (11)	101.3	4.910978	4.91098
3	3	49.38	I.S. (OCN)	87637.0#	0.181800#	
TOTAL				1388.5	10.190173	10.19017

Value not included in TOTAL calculation.

000509

312026

MAXIMA (c)1990 Dynamic Solutions, Division of Millipore

MAXIMA 820 CUSTOM REPORT

Printed: 20-JAN-1999 9:24:36

SAMPLE: 5.0 SPME CC
#23 in Method: QEA SPME SAMPLES QEA0107S
Acquired: 8-JAN-1999 6:14
Rate: 5.0 points/sec
Duration: 70.060 minutes
Operator: REW

Type: UNKN
Instrument: Instrument 9
Filename: SC01078
Index: Disk

DETECTOR: detector 1

ID#	PK#	RETENTION TIME (minutes)	PEAK NAME (chlorine no.)	Peak Area	AMOUNT SOULTION (ng/mL)	SAMPLE AMOUNT (ng/mL)
1	1	22.56	11 (30)	1240.1	5.296626	5.29663
2	2	22.62	12 (11)	99.5	4.990407	4.99041
3	3	49.38	I.S. (OCN)	84189.0*	0.181800*	
TOTAL				1339.5	10.287034	10.28703

* Value not included in TOTAL calculation.

000510

312027

MAXIMA (c)1990 Dynamic Solutions, Division of Millipore

MAXIMA 820 CUSTOM REPORT

Printed: 20-JAN-1999 9:25:48

SAMPLE: 5.0 SPME CC
#12 in Method: QEA SPME SAMPLES QEA0108S
Acquired: 8-JAN-1999 21:13
Rate: 5.0 points/sec
Duration: 70.060 minutes
Operator: RSW

Type: UNKN
Instrument: Instrument 9
Filename: SC0108A
Index: Disk

DETECTOR: detector 1

ID#	PK#	RETENTION TIME (minutes)	PEAK NAME (chlorine no.)	Peak Area	AMOUNT SOULTION (ng/mL)	SAMPLE AMOUNT (ng/mL)
1	1	22.57	11 (30)	1188.0	5.158514	5.15851
2	2	22.63	12 (11)	93.7	4.778438	4.77844
3	3	49.40	I.S. (OCN)	82813.3‡	0.1818001	
TOTAL				1281.7	9.936952	9.93695

‡ Value not included in TOTAL calculation.

000511

312028

MAXIMA (c)1990 Dynamic Solutions, Division of Millipore

MAXIMA 820 CUSTOM REPORT

Printed: 20-JAN-1999 9:25:52

SAMPLE: 5.0 SPME CC
#23 in Method: QEA SPME SAMPLES QEA0108S
Acquired: 9-JAN-1999 12:11
Rate: 5.0 points/sec
Duration: 70.060 minutes
Operator: RSW

Type: UNKN
Instrument: Instrument 9
Filename: SC01088
Index: Disk

DETECTOR: detector 1

ID#	PK#	RETENTION TIME (minutes)	PEAK NAME (chlorine no.)	Peak Area	AMOUNT SOULTION (ng/ml)	SAMPLE AMOUNT (ng/ml)
1	1	22.58	11 (30)	1159.3	5.143226	5.14323
2	2	22.64	12 (11)	98.2	5.118299	5.11830
3	3	49.42	I.S. (OCN)	81052.5#	0.181800#	
OTAL				1257.5	10.261526	10.26153

Value not included in TOTAL calculation.

060512

312029

MAXIMA (c)1990 Dynamic Solutions, Division of Millipore

MAXIMA 820 CUSTOM REPORT

Printed: 20-JAN-1999 9:25:55

SAMPLE: 5.0 SPME CC
#31 in Method: QEA SPME SAMPLES QEA0108S
Acquired: 9-JAN-1999 23:04
Rate: 5.0 points/sec
Duration: 70.060 minutes
Operator: REW

Type: UNKN
Instrument: Instrument 9
Filename: SC0108C
Index: Disk

DETECTOR: detector 1

ID#	PK#	RETENTION TIME (minutes)	PEAK NAME (chlorine no.)	Peak Area	AMOUNT SOLUTION (ng/ml)	SAMPLE AMOUNT (ng/ml)
1	1	22.57	11 (30)	1178.8	5.239212	5.23921
2	2	22.63	12 (11)	103.2	5.386605	5.38661
3	3	49.40	I.S. (OCN)	80903.6#	0.181800#	
TOTAL				1281.9	10.625817	10.62582

Value not included in TOTAL calculation.

000513

312030

MAXIMA (c)1990 Dynamic Solutions, Division of Millipore

MAXIMA 820 CUSTOM REPORT

Printed: 20-JAN-1999 9:27:10

SAMPLE: 5.0 SPME CC
#12 in Method: QEA SPME SAMPLES QEA0112S
Acquired: 12-JAN-1999 15:46
Rate: 5.0 points/sec
Duration: 70.060 minutes
Operator: REW

Type: UNKN
Instrument: Instrument 9
Filename: SC0112A
Index: Disk

DETECTOR: detector 1

ID#	PK#	RETENTION TIME (minutes)	PEAK NAME (chlorine no.)	Peak Area	AMOUNT SOULTION (ng/ml)	SAMPLE AMOUNT (ng/ml)
1	1	22.57	11 (30)	1188.8	5.269501	5.26950
2	2	22.63	12 (11)	99.4	5.174639	5.17469
3	3	49.40	I.S. (OCN)	81122.7#	0.181800#	
OTAL				1288.2	10.444190	10.44419

Value not included in TOTAL calculation.

000514

312031

MAXIMA 820 CUSTOM REPORT

Printed: 20-JAN-1999 9:27:13

SAMPLE: 5.0 SPME CC
#17 in Method: QEA SPME SAMPLES QEA0112S
Acquired: 12-JAN-1999 22:34
Rate: 5.0 points/sec
Duration: 70.060 minutes
Operator: REW

Type: UNKN
Instrument: Instrument 9
Filename: SC01128
Index: Disk

DETECTOR: detector 1

ID#	PK#	RETENTION TIME (minutes)	PEAK NAME (chlorine no.)	Peak Area	AMOUNT SOULTION (ng/ml)	SAMPLE AMOUNT (ng/ml)
1	1	22.57	11 (30)	1185.0	5.303765	5.30377
2	2	22.63	12 (11)	101.1	5.315295	5.31530
3	3	49.40	I.S. (OCN)	80340.8#	0.1818000#	
TOTAL				1286.1	10.619061	10.61906

Value not included in TOTAL calculation.

NORTHEAST ANALYTICAL
ENVIRONMENTAL LAB SERVICES
301 Nott Street, Schenectady, NY 12305
(518) 346-4592 • FAX (518) 381-6055

CERTIFICATE OF ANALYSIS
JANUARY 20, 1999

QUANTITATIVE ENVIRONMENTAL ANALYSIS, L.L.C.
305 WEST GRAND AVE.
MONTVALE, NJ 07645
CONTACT: DIANE ACHMAN

SAMPLE MATRIX:	SPMD	DATE SAMPLED:	11/10/98
DATE RECEIVED:	12/17/98 TIME: 11:00	DATE TESTED:	SEE BELOW
SAMPLED BY:	D. ACHMAN	PROJECT:	GENhud
CUSTOMER JOB#:	150	LAB ELAP #:	11078

METHOD: CONGENER SPECIFIC PCB ANALYSIS FOR SPMD RECOVERY OF MODEL COMPOUNDS IUPAC 11 (3,3'-DICHLOROBIPHENYL) AND IUPAC 30 (2,4,6-TRICHLOROBIPHENYL)

NEA ID	SAMPLE ID	IUPAC 11 (Total ng)	IUPAC 30 (Total ng)	DATE ANALYZED
AB09387	STA1-MID	121	77.2	1/7/99
AB09388	STA2-MID	119	76.5	1/7/99
AB09389	STA3-MID	127	75.9	1/7/99
AB09390	STA4-MID	95.9	64.4	1/7/99
AB09391	STA5-MID	126	68.4	1/7/99
AB09392	STA6-MID	118	67.0	1/8/99
AB09393	STA7-MID	95.4	73.4	1/8/99
AB09394	STA10-MID	90.9	73.9	1/8/99
AB09395	STA10-MID (DUP)	96.1	74.1	1/8/99
AB09396	STA11-SUR	91.6	66.9	1/8/99
AB09397	STA11-SUR (DUP)	67.9	68.3	1/8/99
AB09398	STA11-BOT	100	73.5	1/8/99
AB09415	TRIP BLANK #1	95.4	91.3	1/9/99

Note: Amount of PCB Congener added to each SPMD was 100 ng.

Authorized Signature: Robert E. Wagner
Northeast Analytical, Inc.
Robert E. Wagner, Laboratory Director

:\CERT99\012099C.DOC

NY STATE DEPARTMENT OF HEALTH CERTIFIED LAB

NORTHEAST ANALYTICAL
ENVIRONMENTAL LAB SERVICES
301 Nott Street, Schenectady, NY 12305
(518) 346-4592 • FAX (518) 381-6055

CERTIFICATE OF ANALYSIS
JANUARY 20, 1999

QUANTITATIVE ENVIRONMENTAL ANALYSIS, L.L.C.
305 WEST GRAND AVE.
MONTVALE, NJ 07645
CONTACT: DIANE ACHMAN

SAMPLE MATRIX:	SPMD	DATE SAMPLED:	11/11/98-11/12/98
DATE RECEIVED:	12/17/98 TIME: 11:00	DATE TESTED:	SEE BELOW
SAMPLED BY:	D. ACHMAN	PROJECT:	GENhud
CUSTOMER JOB#:	150	LAB ELAP #:	11078

METHOD: CONGENER SPECIFIC PCB ANALYSIS FOR SPMD RECOVERY OF MODEL COMPOUNDS IUPAC 11 (3,3'-DICHLOROBIPHENYL) AND IUPAC 30 (2,4,6-TRICHLOROBIPHENYL)

NEA ID	SAMPLE ID	IUPAC 11 (Total ng)	IUPAC 30 (Total ng)	DATE ANALYZED
AB09399	STA13-SUR	70.4	67.8	1/12/99
AB09400	STA13-BOT	86.3	73.0	1/8/99
AB09401	STA14-SUR	77.0	68.7	1/8/99
AB09402	STA14-BOT	85.2	66.9	1/8/99
AB09403	STA15-SUR	75.2	58.8	1/8/99
AB09404	STA15-SUR (MS)	134	66.1	1/12/99
AB09405	STA15-BOT	76.7	64.6	1/8/99
AB09406	STA16A-MID	102	70.8	1/9/99
AB09407	STA16B-MID	110	74.7	1/9/99
AB09408	STA17-SUR	92.6	74.7	1/9/99
AB09409	STA18A-SUR	99.0	71.9	1/9/99
AB09410	STA18A-BOT	105.6	72.5	1/9/99
AB09411	STA18B-SUR	91.2	69.0	1/9/99
AB09412	STA18B-BOT	101	69.0	1/9/99
AB09413	STA19-SUR	94.0	61.8	1/9/99
AB09414	STA19-BOT	104	72.1	1/9/99
AB09416	TRIP BLANK #2	98.9	87.2	1/9/99

Note: Amount of PCB Congener added to each SPMD was 100 ng.

Authorized Signature: Robert E. Wagner
Northeast Analytical, Inc.
Robert E. Wagner, Laboratory Director

S:\CERT99\012099C.DOC

NY STATE DEPARTMENT OF HEALTH CERTIFIED LAB

NORTHEAST ANALYTICAL
ENVIRONMENTAL LAB SERVICES
301 Nott Street, Schenectady, NY 12305
(518) 346-4592 • FAX (518) 381-6055

CERTIFICATE OF ANALYSIS
JANUARY 20, 1999

QUANTITATIVE ENVIRONMENTAL ANALYSIS, L.L.C.
305 WEST GRAND AVE.
MONTVALE, NJ 07645
CONTACT: DIANE ACHMAN

SAMPLE MATRIX:	SPMD	DATE SAMPLED:	12/9/98-12/10/98
DATE RECEIVED:	12/17/98 TIME: 11:00	DATE TESTED:	SEE BELOW
SAMPLED BY:	D. ACHMAN	PROJECT:	GENhud
CUSTOMER JOB#:	150	LAB ELAP #:	11078

METHOD: CONGENER SPECIFIC PCB ANALYSIS FOR SPMD RECOVERY OF MODEL COMPOUNDS IUPAC 11 (3,3'-DICHLOROBIPHENYL) AND IUPAC 30 (2,4,6-TRICHLOROBIPHENYL)

NEA ID	SAMPLE ID	IUPAC 11 (Total ng)	IUPAC 30 (Total ng)	DATE ANALYZED
AB09417	Dialysis Blank A	105	88.9	1/9/99
AB09418	Dialysis Blank B	92.9	91.0	1/9/99
AB09419	Spike Blank	116	103	1/12/99

Note: Amount of PCB Congener added to each SPMD was 100 ng.

Authorized Signature: Robert E. Wagner
Northeast Analytical, Inc.
Robert E. Wagner, Laboratory Director

S:\CERT99\012099C.DOC

NY STATE DEPARTMENT OF HEALTH CERTIFIED LAB

Sample: 5.0 SPME CC Channel detector 1 Filename: SC0107A
Acquired: 07-JAN-99 15:15 Method J:\MAX99\GC9\QEA0106A Operator: REW
Comments: NORTHEAST ANALYTICAL 301 NOTT STREET SCHENECTADY, NY 518-348-4592

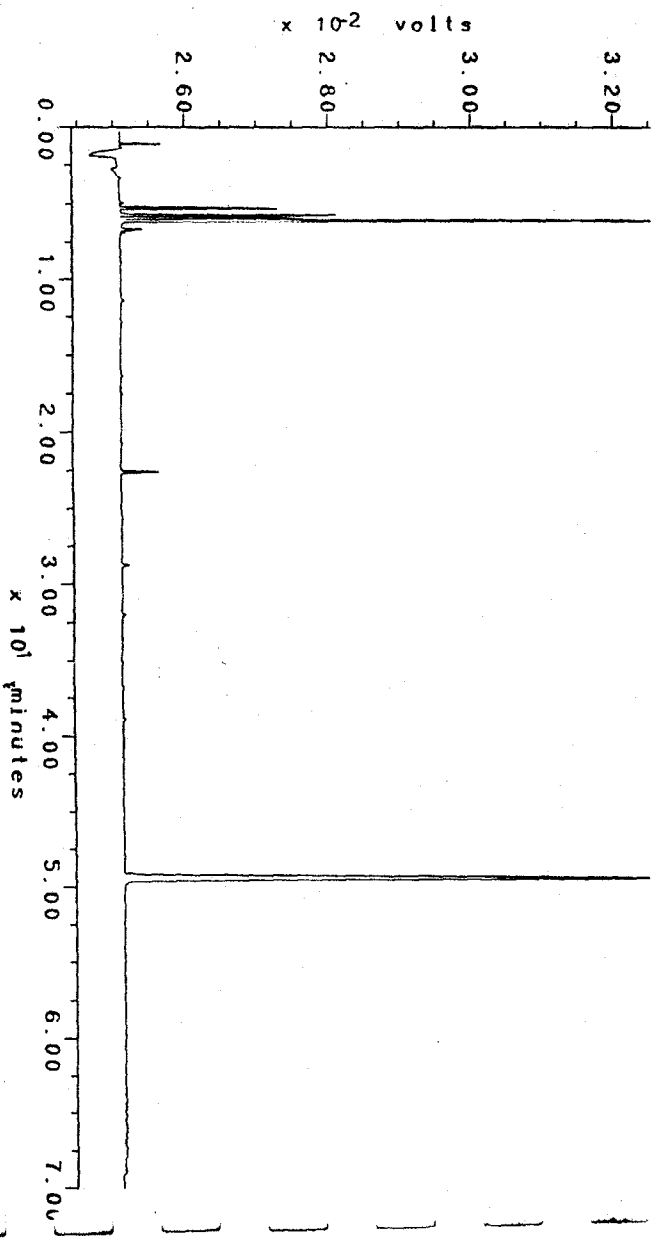

000519

312036

Sample: 5.0 SPME CC Channel: detector 1 Filename: SC0107B
Acquired: 08-JAN-99 6:14 Method: J:\MAX99\GC9\QEA0107A Operator: REW
Comments: NORTHEAST ANALYTICAL 301 NOTT STREET SCHENECTADY, NY 518-346-4592

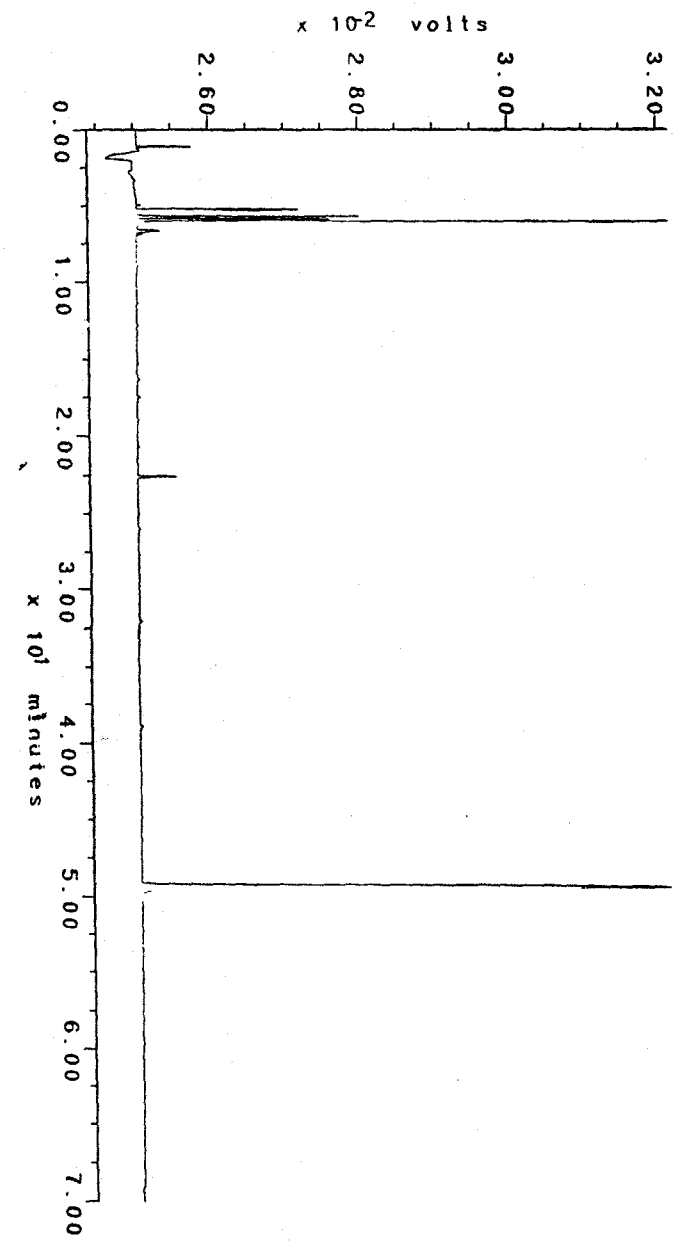

000520

312037

Sample: 5.0 SPME CC Channel: detector 1 Filename: SC0108A
Acquired: 08-JAN-99 21:13 Method: J:\MAX99\GC9\QEA0108A Operator: REW
Comments: NORTHEAST ANALYTICAL 301 NOTT STREET SCHENECTADY, NY 518-346-4592

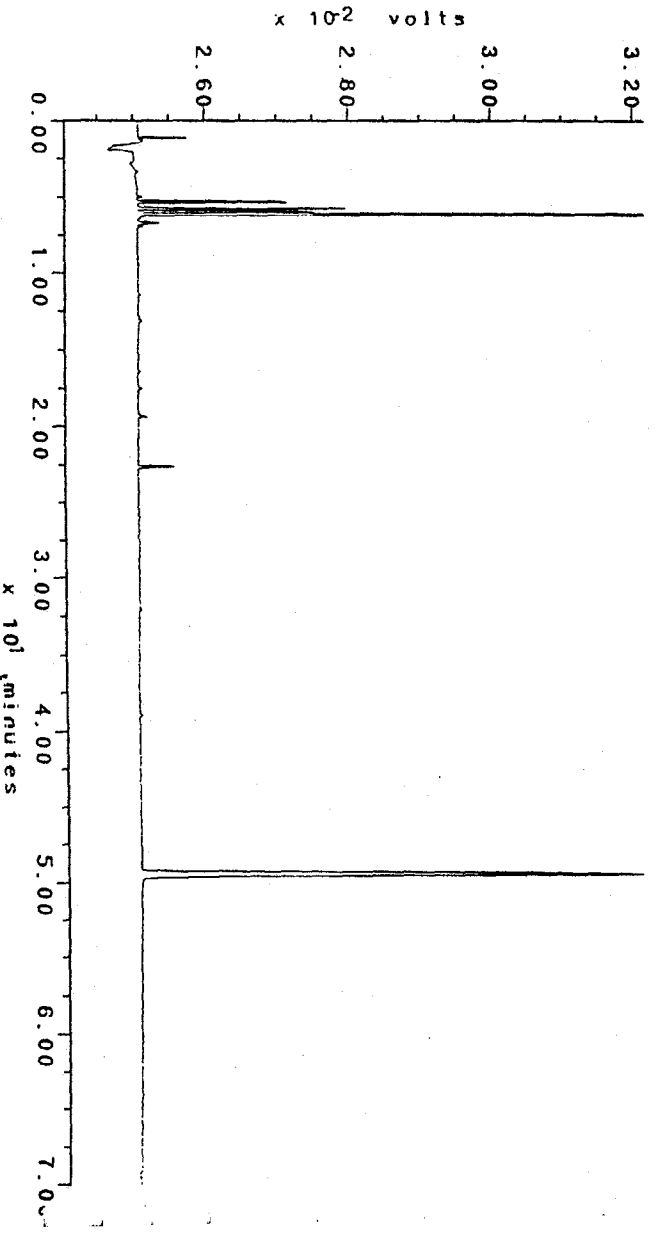

312038

Sample: 5.0 SPME CC Channel: detector 1 Filename: SC01088
Acquired: 09-JAN-99 12:11 Method: J:\MAX99\GC9\QEA0108A Operator: REW
Comments: NORTHEAST ANALYTICAL 301 NOTT STREET SCHENECTADY, NY 518-346-4592

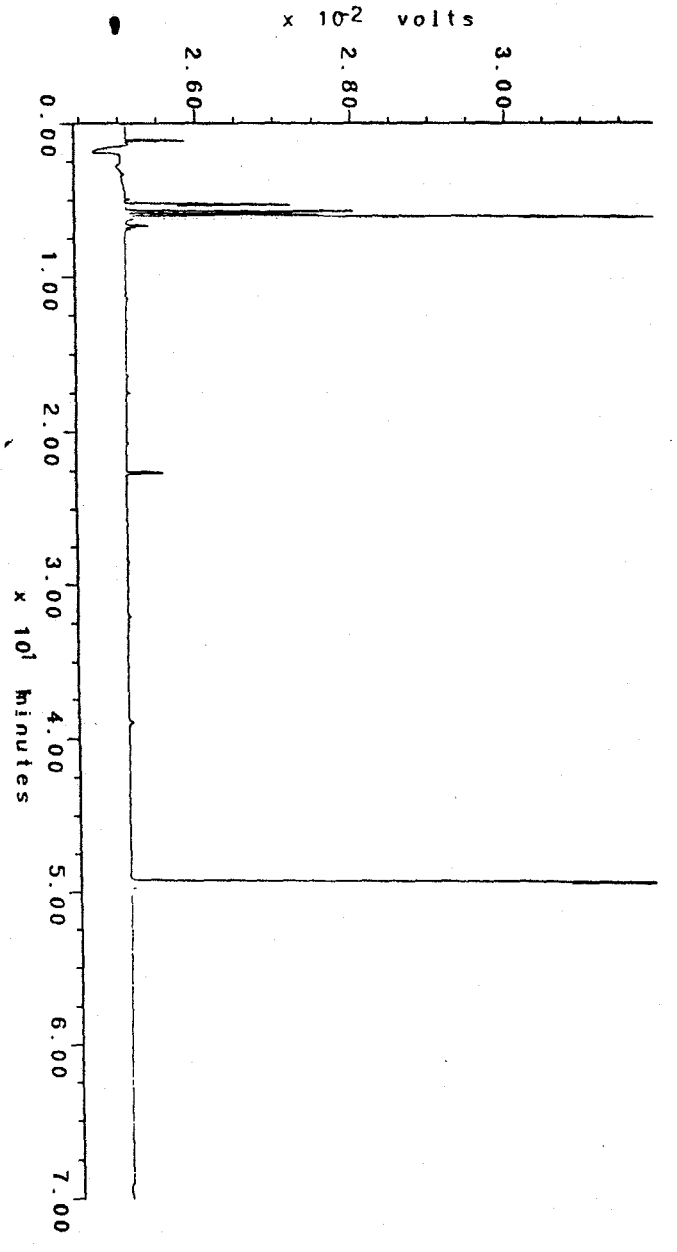

Sample 5.0 SPME CC Channel detector 1 Filename: SC0108C
Acquired: 09-JAN-99 23:04 Method J:\MAX99\CC9\QEA0108A Operator: REW
Comments NORTHEAST ANALYTICAL 301 NOTT STREET SCHENECTADY, NY 518-346-4592

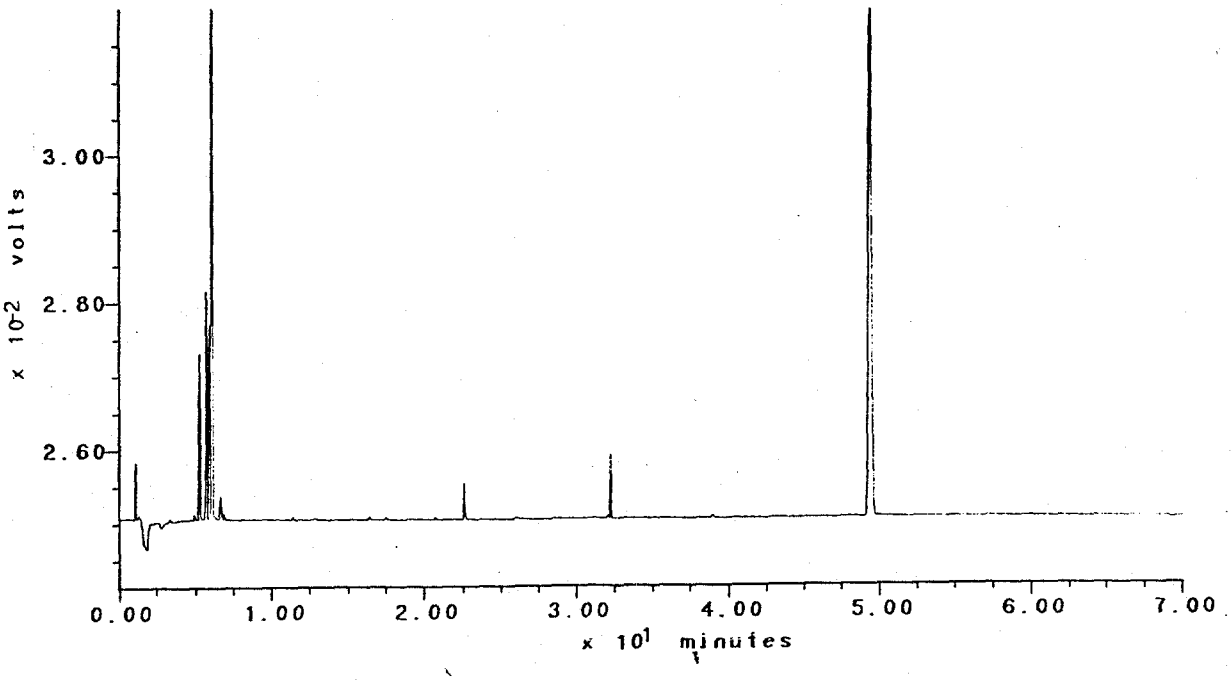

000523

312040

Sample: 5.0 SPME CC Channel: detector 1 Filename: SC0112A
Acquired: 12-JAN-99 15:48 Method: J:\MAX99\GC9\QEA0112A Operator: REW
Comments: NORTHEAST ANALYTICAL 301 NOTT STREET SCHENECTADY, NY 518-346-4592

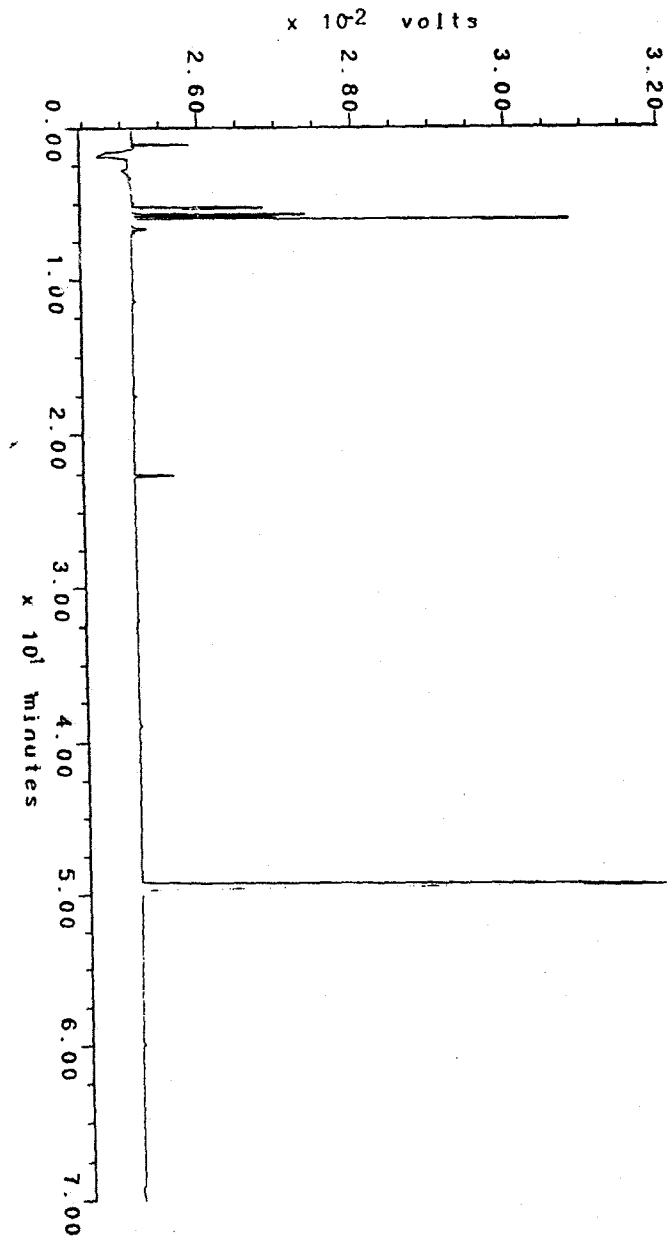

000524

312041

Sample: 5.0 SPME CC Channel: detector 1 Filename: SC01128
Acquired: 12-JAN-99 22:34 Method: J:\MAX99\CC9\QEA0112A Operator: REW
Comments: NORTHEAST ANALYTICAL 301 NOTT STREET SCHENECTADY, NY 518-348-4592

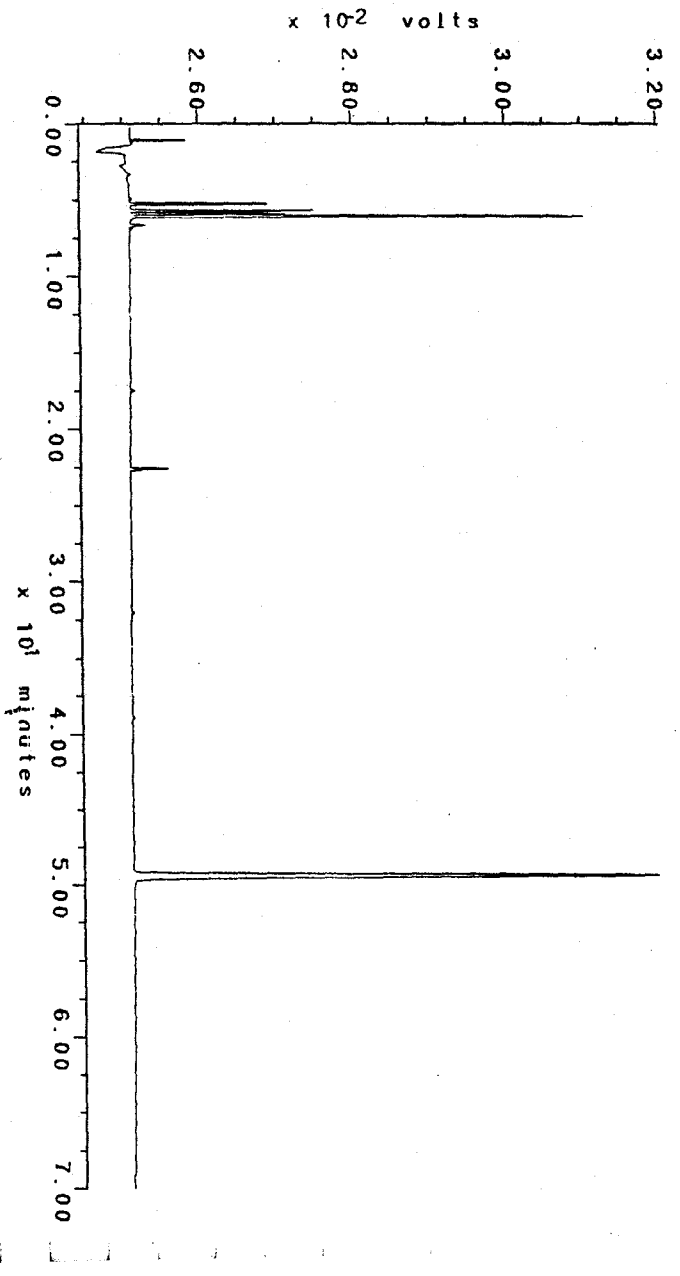

SC0523

312042

Sample: HEXANE BLANK Channel: detector 1 Filename: 990105B4
Acquired: 05-JAN-99 23:41 Method: J:\MAX99\GC9\QEA0105A Operator: REW
Comments: NORTHEAST ANALYTICAL 301 NOTT STREET SCHENECTADY, NY 518-348-4592



000526

312043

ENVIRONMENTAL SAMPLING TECHNOLOGIES
A DIVISION OF CIA LABS

312044

16 December 1998

Bob Wagner
N.E. Analytical Inc.
301 Knott Street
Schenectady, New York 12305

Dr. Wagner:

Enclosed are the thirty samples from the Q.E.A. project (Diane Achman). Also included are two dialysis blanks and one blank SPMD that was exposed while the samples were being spiked at EST Labs.

The samples have all undergone dialysis in hexane, GPC clean up and concentrated using the Kudema-Danish method. All the samples were filtered through sodium sulfate (Fisher Lot # 954108) to remove any possible water contamination They were then evaporated to approximately one milliliter volume using nitrogen gas (AirGas, St. Louis, MO Lot# A07H330A) and quantitatively transferred with hexane (Fisher Lot# 987018) to ampules. The ampules contain the sample in approximately four milliliters hexane and may contain traces of methylene chloride from the GPC clean up.

During concentration of sample # 98139-Sta15-Bottom, Haverstraw Bay, one half of the dialysate was lost due to an improperly fitted concentration tube. EST apologizes for this error and, if the sample is not usable, there will be no charge for the dialysis.

The SPMDs were spiked at EST Labs with 100 µL of a solution sent by John Letko, Northeast Analytical. It was labeled as follows:

3,3'-Dichlorobiphenyl (RPC-010S)
2,4,6-Trichlorobiphenyl (RPC-020S)
1.0 µg/mL in hexane
CODE:100998B7P206A

If you have any questions please feel free to call. EST Labs is open Monday-Friday from 8-5 CST.

Terri Spencer

Terri Spencer
Manager, EST Labs

cc: Diane Achman/QEA

000527

ENVIRONMENTAL • SAMPLING • TECHNOLOGIES
1224 S. 9TH STREET P.O. BOX 3022 ST. JOSEPH, MO 64503 816 - 232 - 8860 FAX: 816 - 232 - 7939

SPMD PRE-DIALYSIS CONDITION

Project Name: Quantitative Environmental Analysis
Diane Achman
EST sx #: 98139
Date Processed: 12-1-98 Processed by: PMA
Method Shipped: Cooler with ice-were off spiders and in pt cans
Received 13 November 98
SPMD Lot Number: ——

Number of SPMDs in sample: 1

Identification from can:

STA15-BOT
Haverstraw Bay
PCB analysis

DIALYSIS and GPC

Exterior Description(SPMD):
No biofoul.

Condition:
okay.

Clean up: Acetone (Fisher, Lot# 981697), IPA (Fisher, Lot# 982459)
1N H Cl (Fisher, Lot # 983536) washed first with hexanes (Fisher Lot #987018)

Dialysis: Hexane (Fisher Lot #987018)

~ 175 mL of hex in jar

1 Jar : 1 SPMD

½ of chlordane lost during evaporation via Schnider column apparatus. LW 12-3-98

000528

312045

SPMD PRE-DIALYSIS CONDITION

Project Name: Quantitative Environmental Analysis
Diane Achman
EST sx #: 98140
Date Processed: 12-1-98 Processed by: DMA
Method Shipped: Cooler with ice-were off spiders and in pt cans
Received 13 November 98
SPMD Lot Number: —

Number of SPMDs in sample: 1

Identification from can:

STA7-MID
Rip Van Winkle Br
PCB analysis

DIALYSIS and GPC

Exterior Description(SPMD):
Mild biofoul.

Condition:
okay

Clean up: Acetone (Fisher, Lot# 981697), IPA (Fisher, Lot# 982459)
1N HCl (Fisher, Lot # 985536) washed first with hexanes (Fisher Lot # 987018)

Dialysis: Hexane (Fisher Lot # 987018)
~ 175 mL of hex per jar.
1 Jar : 1 SPMD

SPMD PRE-DIALYSIS CONDITION

Project Name: Quantitative Environmental Analysis
Diane Achman
EST sx #: 98141
Date Processed: 12-1-98 Processed by: DMA
Method Shipped: Cooler with ice-were off spiders and in pt cans
Received 13 November 98
SPMD Lot Number: —

Number of SPMDs in sample: 1

Identification from can:

STA19-SUR
Yonkers WWTP
PCB analysis

DIALYSIS and GPC

Exterior Description(SPMD):
No biofoul.

Condition:

Okay.

Clean up: Acetone (Fisher, Lot# 981697), IPA (Fisher, Lot# 982459)
1N H Cl (Fisher, Lot # 983536) washed first with hexanes (Fisher Lot # 987018)

Dialysis: Hexane (Fisher Lot # 987018)
~ 175 mL hex per jar.

1 Jar : 1 SPMD

000530

312047

SPMD PRE-DIALYSIS CONDITION

Project Name: Quantitative Environmental Analysis
Diane Achman
EST sx #: 98142
Date Processed: 12-1-98 Processed by: D MA
Method Shipped: Cooler with ice-were off spiders and in pt cans
Received 13 November 98
SPMD Lot Number: —

Number of SPMDs in sample: 1

Identification from can:

STA18A-BOT
Arco North (TZ)
PCB analysis

DIALYSIS and GPC

Exterior Description(SPMD):
No biofouL.

Condition:

Okay.

Clean up: Acetone (Fisher, Lot# 981697), IPA (Fisher, Lot# 982459)
1N H Cl (Fisher, Lot # 983536) washed first with hexanes (Fisher Lot # 987018)

Dialysis: Hexane (Fisher Lot # 987018)

~175 mL hex per jar.
1 SPMD : 1 Jar

000531

312048

SPMD PRE-DIALYSIS CONDITION

Project Name: Quantitative Environmental Analysis
Diane Achman
EST sx #: 98143
Date Processed: 12-1-98 Processed by: DMA
Method Shipped: Cooler with ice-were off spiders and in pt cans
Received 13 November 98
SPMD Lot Number: ——

Number of SPMDs in sample: 1

Identification from can:

STA14-SUR
Lovett Gas Reg.
PCB analysis

DIALYSIS and GPC

Exterior Description(SPMD):

Light brown.

Condition:

Okay.

Clean up: Acetone (Fisher, Lot# 981697), IPA (Fisher, Lot# 982459)
1N H Cl (Fisher, Lot # 985536) washed first with hexanes (Fisher Lot #987018)

Dialysis: Hexane (Fisher Lot # 987018)

~ 175 mL hex per jar.

1 Jar : 1 SPMD

312049

SPMD PRE-DIALYSIS CONDITION

Project Name: Quantitative Environmental Analysis
Diane Achman
EST sx #: 98144
Date Processed: 12-1-98 Processed by: DMA
Method Shipped: Cooler with ice-were off spiders and in pt cans
Received 13 November 98
SPMD Lot Number:

Number of SPMDs in sample: 1

Identification from can:

STA16A-MID
Croton Bay.
PCB analysis

DIALYSIS and GPC

Exterior Description(SPMD):
No biofouling.

Condition:

Steady.

Clean up: Acetone (Fisher, Lot# 981697 ~~7~~), IPA (Fisher, Lot# 982459)
1N H Cl (Fisher, Lot # 983536) washed first with hexanes (Fisher Lot #987018)

Dialysis: Hexane (Fisher Lot # 987018)
~ 175mL hex per jar

1.5 cm : 1 SPMD

000533

312050

SPMD PRE-DIALYSIS CONDITION

Project Name: Quantitative Environmental Analysis
Diane Achman
EST sx #: 98145
Date Processed: 12-1-98 Processed by: DMA
Method Shipped: Cooler with ice-were off spiders and in pt cans
Received 13 November 98
SPMD Lot Number:

Number of SPMDs in sample: 1

Identification from can:

STA10-MID
Highland Landing Br..
PCB analysis

DIALYSIS and GPC

Exterior Description(SPMD):
No biofoul.

Condition:
okay.

Clean up: Acetone (Fisher, Lot# 981697), IPA (Fisher, Lot# 982459)
1N H Cl (Fisher, Lot #985536) washed first with hexanes (Fisher Lot #987018)

Dialysis: Hexane (Fisher Lot # 987018)
~175 mL hex per jar.
1 SPMD : 1 Jar

312051

SPMD PRE-DIALYSIS CONDITION

Project Name: Quantitative Environmental Analysis
Diane Achman
EST sx #: 98146
Date Processed: 12-1-98 Processed by: DMA
Method Shipped: Cooler with ice-were off spiders and in pt cans
Received 13 November 98
SPMD Lot Number:

Number of SPMDs in sample: 1

Identification from can:

STA15-SUR
Haverstraw bay
PCB analysis

DIALYSIS and GPC

Exterior Description(SPMD):

No biofoul.

Condition:

okay.

Clean up: Acetone (Fisher, Lot# 981697), IPA (Fisher, Lot# 982459)
IN H Cl (Fisher, Lot # 985530 washed first with hexanes (Fisher Lot # 987018

Dialysis: Hexane (Fisher Lot # 987018)

~ 175 mL hex per jar

1 Jar : 1 SPMD

000535

312052

SPMD PRE-DIALYSIS CONDITION

Project Name: Quantitative Environmental Analysis
Diane Achman
EST sx #: 98147
Date Processed: 12-1-98 Processed by: DMA
Method Shipped: Cooler with ice-were off spiders and in pt cans
Received 13 November 98
SPMD Lot Number:

Number of SPMDs in sample: 1

Identification from can:

STA6-MID
Red Buoy 158/Coxsackie
PCB analysis

DIALYSIS and GPC

Exterior Description(SPMD):

No biofoul.

Condition:

okay.

Clean up: Acetone (Fisher, Lot# 981697), IPA (Fisher, Lot# 982459)
1N HCl (Fisher, Lot # 983538) washed first with hexanes (Fisher Lot #987018

Dialysis: Hexane (Fisher Lot #987018)

~ 175 ml hex per jar.

1 Jar: 15 SPMD

000536

312053

SPMD PRE-DIALYSIS CONDITION

Project Name: Quantitative Environmental Analysis
Diane Achman
EST sx #: 98148
Date Processed: 12-1-98 Processed by: DMA
Method Shipped: Cooler with ice-were off spiders and in pt cans
Received 13 November 98
SPMD Lot Number:

Number of SPMDs in sample: 1

Identification from can:

STA18B-SUR
Arco South
PCB analysis

DIALYSIS and GPC

Exterior Description(SPMD):

No biofoul.

Condition:

Okay.

Clean up: Acetone (Fisher, Lot# 981697), IPA (Fisher, Lot# 982459)
1N H Cl (Fisher, Lot #985536) washed first with hexanes (Fisher Lot #987018)

Dialysis: Hexane (Fisher Lot #987018)

~ 175 mL hex per jar

1 SPMD : 1 Jar

000537

312054

SPMD PRE-DIALYSIS CONDITION

Project Name: Quantitative Environmental Analysis
Diane Achman
EST sx #: 98149
Date Processed: 12-1-98 Processed by: DMA
Method Shipped: Cooler with ice-were off spiders and in pt cans
Received 13 November 98
SPMD Lot Number: ——

Number of SPMDs in sample: 1

Identification from can:

STA13-SUR
Indian Pt. Station
PCB analysis

DIALYSIS and GPC

Exterior Description(SPMD):

Light brown.

Condition:

Okay.

Clean up: Acetone (Fisher, Lot# 981697), IPA (Fisher, Lot# 981459)
1N H Cl (Fisher, Lot # 983538 washed first with hexanes (Fisher Lot # 987018

Dialysis: Hexane (Fisher Lot # 987018)

~ 175 mL hex per jar
1 SPMD : 1 Jar

000538

312055

SPMD PRE-DIALYSIS CONDITION

Project Name: Quantitative Environmental Analysis
Diane Achman
EST sx #: 98150
Date Processed: 12-1-98 Processed by: DMA
Method Shipped: Cooler with ice-were off spiders and in pt cans
Received 13 November 98
SPMD Lot Number: ⌒

Number of SPMDs in sample: 1

Identification from can:

STA16B-MID
Croton Bay
PCB analysis

DIALYSIS and GPC

Exterior Description(SPMD):

No biofoul.

Condition:

Okay.

Clean up: Acetone (Fisher, Lot# 981097), IPA (Fisher, Lot# 982459)
1N HCl (Fisher, Lot # 983530) washed first with hexanes (Fisher Lot # 987018

Dialysis: Hexane (Fisher Lot # 987018)
~175 mL hex per jar.
1 SPMD : 1 Jar

000539

312056

SPMD PRE-DIALYSIS CONDITION

Project Name: Quantitative Environmental Analysis
Diane Achman
EST sx #: 98151
Date Processed: 12-1-98 Processed by: DMA
Method Shipped: Cooler with ice-were off spiders and in pt cans
Received 13 November 98
SPMD Lot Number: —

Number of SPMDs in sample: 1

Identification from can:

STA15-SUR(matrix spike)
Haverstraw Bay
PCB analysis

DIALYSIS and GPC

Exterior Description(SPMD):

No biofouling

Condition:

Okay.

Clean up: Acetone (Fisher, Lot# 981697), IPA (Fisher, Lot# 982459)
1N H Cl (Fisher, Lot # 983536) washed first with hexanes (Fisher Lot # 987018)

Dialysis: Hexane (Fisher Lot # 987018)

~ 145 mL hex per jar
1 SPMD : 1 Jar

000540

312057

SPMD PRE-DIALYSIS CONDITION

Project Name: Quantitative Environmental Analysis
Diane Achman
EST sx #: 98152
Date Processed: 12-1-98 Processed by: DMA
Method Shipped: Cooler with ice-were off spiders and in pt cans
Received 13 November 98
SPMD Lot Number: ~

Number of SPMDs in sample: 1

Identification from can:

STA14-BOT
Lovett GasReg.
PCB analysis

DIALYSIS and GPC

Exterior Description(SPMD):

Light biofoul.

Condition:

Okay.

Clean up: Acetone (Fisher, Lot# 981697), IPA (Fisher, Lot# 982459)
1N HCl (Fisher, Lot # 983530) washed first with hexanes (Fisher Lot # 987018)

Dialysis: Hexane (Fisher Lot # 987018)
~175 mL hex per jar.

1 Jar : 1 SPMD

000541

312058

SPMD PRE-DIALYSIS CONDITION

Project Name: Quantitative Environmental Analysis
Diane Achman
EST sx #: 98153
Date Processed: 12-1-98 Processed by: DMA
Method Shipped: Cooler with ice-were off spiders and in pt cans
Received 13 November 98
SPMD Lot Number: ———

Number of SPMDs in sample: 1

Identification from can:

STA13-BOT
Indian Pt. Station
PCB analysis

DIALYSIS and GPC

Exterior Description(SPMD):

No biofl.

Condition:

Okay.

Clean up: Acetone (Fisher, Lot# 981697), IPA (Fisher, Lot# 982459)
1N HCl (Fisher, Lot # 983530) washed first with hexanes (Fisher Lot #987018)

Dialysis: Hexane (Fisher Lot # 987018)

~ 175 mL hex per jar.

1 SPMD : 1 Jar

000542

312059

SPMD PRE-DIALYSIS CONDITION

Project Name: Quantitative Environmental Analysis
Diane Achman
EST sx #: 98154
Date Processed: 12-1-98 Processed by: DMA
Method Shipped: Cooler with ice-were off spiders and in pt cans
Received 13 November 98
SPMD Lot Number:

Number of SPMDs in sample: 1

Identification from can:

STA19-BOT
Yonkers WWTP
PCB analysis

DIALYSIS and GPC

Exterior Description(SPMD):

No biofoul.

Condition:

okay.

Clean up: Acetone (Fisher, Lot# 981697), IPA (Fisher, Lot# 982459)
1N H Cl (Fisher, Lot # 983556) washed first with hexanes (Fisher Lot # 987018)

Dialysis: Hexane (Fisher Lot # 987018)
~ 175 mL hex per jar
1 SPMD : 1 Jar

SPMD PRE-DIALYSIS CONDITION

Project Name: Quantitative Environmental Analysis
Diane Achman
EST sx #: 98155
Date Processed: 12-1-98 Processed by: DMA
Method Shipped: Cooler with ice-were off spiders and in pt cans
Received 13 November 98
SPMD Lot Number:

Number of SPMDs in sample: 1

Identification from can:

STA17-SUR
Tappan Zee Br (Buoy)
PCB analysis

DIALYSIS and GPC

Exterior Description(SPMD):

No biofoul

Condition:

Okay

Clean up: Acetone (Fisher, Lot# 981697), IPA (Fisher, Lot# 982459)
1N H Cl (Fisher, Lot # 983536) washed first with hexanes (Fisher Lot #987018)

Dialysis: Hexane (Fisher Lot # 987018)

~ 175 mL hex per jar

1 SPMD : 1 jar

000544

312061

SPMD PRE-DIALYSIS CONDITION

Project Name: Quantitative Environmental Analysis
Diane Achman
EST sx #: 98156
Date Processed: 12-1-98 Processed by: DMA
Method Shipped: Cooler with ice-were off spiders and in pt cans
Received 13 November 98
SPMD Lot Number:

Number of SPMDs in sample: 1

Identification from can:

STA11-SUR(duplicate)
Newburgh Beacon Br.
PCB analysis

DIALYSIS and GPC

Exterior Description(SPMD):

No biofoul.

Condition:

Okay

Clean up: Acetone (Fisher, Lot# 981697), IPA (Fisher, Lot# 982159)
1N HCl (Fisher, Lot # 983536 washed first with hexanes (Fisher Lot # 987018

Dialysis: Hexane (Fisher Lot # 987018)
~ 175ml hex per jar.

1 Jar : 1 SPMD

000545

312062

SPMD PRE-DIALYSIS CONDITION

Project Name: Quantitative Environmental Analysis
Diane Achman
EST sx #: 98157
Date Processed: 12-1-98 Processed by: DMA
Method Shipped: Cooler with ice-were off spiders and in pt cans
Received 13 November 98
SPMD Lot Number:

Number of SPMDs in sample: 1

Identification from can:

STA18A-SUR
Arco North (TZ)
PCB analysis

DIALYSIS and GPC

Exterior Description(SPMD):

No biofoul.

Condition:

okay.

Clean up: Acetone (Fisher, Lot# 981697), IPA (Fisher, Lot# 982459)
1N H Cl (Fisher, Lot # 983536) washed first with hexanes (Fisher Lot # 987018

Dialysis: Hexane (Fisher Lot # 987018)

~ 175 mL hex initial.

SPMD PRE-DIALYSIS CONDITION

Project Name: Quantitative Environmental Analysis
Diane Achman
EST sx #: 98158
Date Processed: Processed by:
Method Shipped: Cooler with ice-were off spiders and in pt cans
Received 13 November 98
SPMD Lot Number:

Number of SPMDs in sample 1

Identification from can:

STA18B-BOT
Arco South
PCB analysis

DIALYSIS and GPC

Exterior Description(SPMD):

No biofoul.

Condition:

Okay.

Clean up: Acetone (Fisher, Lot# 951697), IPA (Fisher, Lot# 982459)
1N H Cl (Fisher, Lot # 985536) washed first with hexanes (Fisher Lot # 987018)

Dialysis: Hexane (Fisher Lot # 987018)

~175 ml hex per jar.

SPMD PRE-DIALYSIS CONDITION

Project Name: Quantitative Environmental Analysis
Diane Achman
EST sx #: 98159
Date Processed: 12-1-98 Processed by: DMA
Method Shipped: Cooler with ice-were off spiders and in pt cans
Received 13 November 98
SPMD Lot Number:

Number of SPMDs in sample: 1

Identification from can:

TRP BLK 1
Newburgh Beacon Br.
PCB analysis

DIALYSIS and GPC

Exterior Description(SPMD):

No biofoul.

Condition:

okay.

Clean up: Acetone (Fisher, Lot# 981697), IPA (Fisher, Lot# 981459)
1N H Cl (Fisher, Lot # 983556) washed first with hexanes (Fisher Lot # 98778)

Dialysis: Hexane (Fisher Lot # 987018)

~ 175 ml 1.2ex per jar

000548

312065

SPMD PRE-DIALYSIS CONDITION

Project Name: Quantitative Environmental Analysis
Diane Achman
EST sx #: 98160
Date Processed: 12-1-98 Processed by: DMA
Method Shipped: Cooler with ice-were off spiders and in pt cans
Received 13 November 98
SPMD Lot Number:

Number of SPMDs in sample: 1

Identification from can:

STA3-MID
Dunn Mem. Br.
PCB analysis

DIALYSIS and GPC

Exterior Description(SPMD):
Light brown.

Condition:
SPMD had a hole and small traces of H_2O

Clean up: Acetone (Fisher, Lot# 981697), IPA (Fisher, Lot# 982459)
1N H Cl (Fisher, Lot #983576) washed first with hexanes (Fisher Lot #987018)

Dialysis: Hexane (Fisher Lot # 987018)
~ 175 mL hex per jar.

SPMD PRE-DIALYSIS CONDITION

Project Name: Quantitative Environmental Analysis
Diane Achman
EST sx #: 98161
Date Processed: 12-1-98 Processed by: DMA
Method Shipped: Cooler with ice-were off spiders and in pt cans
Received 13 November 98
SPMD Lot Number:

Number of SPMDs in sample: 1

Identification from can:

STA11-BOT
Newburgh Beacon Br.
PCB analysis

DIALYSIS and GPC

Exterior Description(SPMD):

No biofoul.

Condition:

okay.

Clean up: Acetone (Fisher, Lot# 981697), IPA (Fisher, Lot# 982459)
1N H Cl (Fisher, Lot # 983536) washed first with hexanes (Fisher Lot # 987018)

Dialysis: Hexane (Fisher Lot # 987018)

~ 175 mL hex per jar.

000550

312067

SPMD PRE-DIALYSIS CONDITION

Project Name: Quantitative Environmental Analysis
Diane Achman
EST sx #: 98162
Date Processed: 12-1-98 Processed by: DMA
Method Shipped: Cooler with ice–were off spiders and in pt cans
Received 13 November 1998

SPMD Lot Number: —

Number of SPMDs in sample: 1

Identification from can:

STA10-MID (duplicate)
Highland Landing Br.
PCB analysis

DIALYSIS and GPC

Exterior Description(SPMD):

No biofoul.

Condition:

okay.

Clean up: Acetone (Fisher, Lot# 981697), IPA (Fisher, Lot# 982459)
1N H Cl (Fisher, Lot # 985536) washed first with hexanes (Fisher Lot #987018)

Dialysis: Hexane (Fisher Lot # 987018)

~ 175 mL hex per jar.

SPMD PRE-DIALYSIS CONDITION

Project Name: Quantitative Environmental Analysis
Diane Achman
EST sx #: 98163
Date Processed: 12-1-98 Processed by: DMA
Method Shipped: Cooler with ice–were off spiders and in pt cans
Received 13 November 1998

SPMD Lot Number: —

Number of SPMDs in sample: 1

Identification from can:

STA2-MID
North Albany WWTP
PCB analysis

DIALYSIS and GPC

Exterior Description(SPMD):

No biofoul.

Condition:

OKay.

Clean up: Acetone (Fisher, Lot# 981697), IPA (Fisher, Lot# 982459)
1N H Cl (Fisher, Lot #983536) washed first with hexanes (Fisher Lot # 987018)

Dialysis: Hexane (Fisher Lot # 987018)

~ 175 mL hex per jar.

000552

312069

SPMD PRE-DIALYSIS CONDITION

Project Name: Quantitative Environmental Analysis
Diane Achman
EST sx #: 98164
Date Processed: 12-1-98 Processed by: DMA
Method Shipped: Cooler with ice–were off spiders and in pt cans
Received 13 November 1998

SPMD Lot Number: ———

Number of SPMDs in sample: 1

Identification from can:

STA5-MID
Castleton on Hudson Br.
PCB analysis

DIALYSIS and GPC

Exterior Description(SPMD):

No biofoul.

Condition:

Okay.

Clean up: Acetone (Fisher, Lot# 986977), IPA (Fisher, Lot# 988459)
1N H Cl (Fisher, Lot #983536) washed first with hexanes (Fisher Lot #987018)

Dialysis: Hexane (Fisher Lot #987018)

~ 175 mL hex per jar.

SPMD PRE-DIALYSIS CONDITION

Project Name: Quantitative Environmental Analysis
Diane Achman
EST sx #: 98165
Date Processed: 12-1-98 Processed by: DMA
Method Shipped: Cooler with ice–were off spiders and in pt cans
Received 13 November 1998

SPMD Lot Number: --

Number of SPMDs in sample: 1

Identification from can:

STA11-SUR
Newburgh Beacon Br.
PCB analysis

DIALYSIS and GPC

Exterior Description(SPMD):

No biofoul.

Condition:

okay.

Clean up: Acetone (Fisher, Lot# 981697), IPA (Fisher, Lot# 982459)
1N H Cl (Fisher, Lot #983536) washed first with hexanes (Fisher Lot # 987018)

Dialysis: Hexane (Fisher Lot # 987018)

~175 mL hex per jar.

312071

SPMD PRE-DIALYSIS CONDITION

Project Name: Quantitative Environmental Analysis
Diane Achman
EST sx #: 98166
Date Processed: 12-1-98 Processed by: DMA
Method Shipped: Cooler with ice–were off spiders and in pt cans
Received 13 November 1998

SPMD Lot Number:

Number of SPMDs in sample: 1

Identification from can:

STA1-MID
Congress St. Br.
PCB analysis

DIALYSIS and GPC

Exterior Description(SPMD):
No biofoul.

Condition:

okay.

Clean up: Acetone (Fisher, Lot# 971697), IPA (Fisher, Lot# 982459)
1N H Cl (Fisher, Lot # 983530) washed first with hexanes (Fisher Lot # 977018)

Dialysis: Hexane (Fisher Lot # 977018)
~ 175 mL hex in jar.

SPMD PRE-DIALYSIS CONDITION

Project Name: Quantitative Environmental Analysis
Diane Achman
EST sx #: 98167
Date Processed: 12-1-98 Processed by: DMA
Method Shipped: Cooler with ice–were off spiders and in pt cans
Received 13 November 1998

SPMD Lot Number: ——

Number of SPMDs in sample: 1

Identification from can:

STA4-MID
South Albany WWTP
PCB analysis

DIALYSIS and GPC

Exterior Description(SPMD):

Light biofoul

Condition:

Okay.

Clean up: Acetone (Fisher, Lot# 961697), IPA (Fisher, Lot# 982459)
1N H Cl (Fisher, Lot # 983536) washed first with hexanes (Fisher Lot # 987018

Dialysis: Hexane (Fisher Lot # 987018)
~ 195 mL hex per jar.

000556

312073

SPMD PRE-DIALYSIS CONDITION

Project Name: Quantitative Environmental Analysis
Diane Achman
EST sx #: 98168
Date Processed: 12-1-98 Processed by: DMA
Method Shipped: Cooler with ice–were off spiders and in pt cans
Received 13 November 1998

SPMD Lot Number:

Number of SPMDs in sample: 1

Identification from can:

Trp Blank 2
Tappan Zee Br
PCB analysis

DIALYSIS and GPC

Exterior Description(SPMD):

No biofoul.

Condition:

okay.

Clean up: Acetone (Fisher, Lot# 981697), IPA (Fisher, Lot# 982459)
1N HCl (Fisher, Lot # 983936) washed first with hexanes (Fisher Lot # 987018

Dialysis: Hexane (Fisher Lot # 987018)

~ 175 mL hex per jar.

000557

312074

GPC Cleanup

Project Name: Q.E.A.
Diane Achman
Date Processed: 4-11 December 1998

Number of SPMDs in each sample: one (1) 36"

Samples: 4 Dec	9 Dec	10 Dec	11 Dec
98140-sta7-mid	98149-sta13-sur	98157-sta18A-sur	98151-sta15-sur
98139-sta15-bot	98145-sta10-mid	98158-sta18A-bot	98167-sta4-mid
98141-sta19-sur	98144-sta16A-mid	dialysis blank B	98154-sta19-bot
98142-sta18A-bot	98147-sta6-mid	98165-sta11-sur	98159-trip blk 1
98143-sta14-sur	98153-sta13-bot	98161-sta11-bot	98168-trip blk 2
dialysis blank A	98150-sta16B-mid	98146-sta15-sur	98162-sta10-mid D
	98148-sta18B-sur	98163-sta2-mid	98156-sta11-sur D
		Spike blank	98152-sta14-bot
		98155-sta17-sur	98166-sta1-mid
			98164-sta5-mid
			98160-sta3-mid

Mobile Phase: Methylene Chloride (Fisher Lot# 981683) 4,9,10 Dec
Methylene Chloride (Fisher Lot# 980199) 11 Dec

Notes: Each auto sampler vial contained the equivalent of one SPMD.
Samples were colorless.