AECOM Imagine it. Delivered.

# New Bedford Harbor Superfund Site Long Term Monitoring – Round VII Final Summary Report

USACE Contract No.: W912WJ-12-D-003
Delivery Order No. W912WJ17F0021

Prepared for

U.S. Army Corps of Engineers
New England District
Concord, Massachusetts

July 2021

SEMS Doc ID 657186

# Table of Contents

1. Introduction ..... 1
1.1 Site Description ..... 1
1.2 Project Objectives ..... 2
2. Methods ..... 4
2.1 LTM VII Sampling Approach ..... 4
2.1.1 Sediment and Water Quality Sampling ..... 4
2.1.2 Field Quality Control ..... 5
2.2 Laboratory Testing ..... 7
2.2.1 Physical and Chemical Analysis ..... 7
2.2.2 Biological Analysis ..... 8
2.2.3 Laboratory Quality Control ..... 8
2.2.4 Data Validation ..... 8
3. Results ..... 9
3.1 Field Monitoring Summary ..... 9
3.1.1 Water Quality ..... 9
3.2 Laboratory Testing ..... 9
3.2.1 Grain Size Distribution of the Sediment Surface ..... 9
3.2.2 Total Organic Carbon of the Sediment Surface ..... 10
3.2.3 PCB Characterization of the Sediment Surface ..... 10
3.2.4 Benthic Infauna ..... 18
3.3 Quality Control ..... 21
3.3.1 Field Replicates ..... 21
3.3.2 Laboratory Quality Control Samples ..... 22
4. Discussion ..... 23
5. References ..... 24
Appendix A Final Field Survey Report ..... 25
Appendix B Photo Log ..... 26
Appendix C Laboratory Data Report – GeoTesting: Grain Size ..... 27
Appendix D Laboratory Data Report – Alpha: TOC and Total PCBs ..... 28
Appendix E Laboratory Data Report – Normandeau: Benthic Infauna ..... 29
Appendix F Data Validation Reports ..... 30

## Figures

Figure 1-1. Location of the Site in Southeastern Massachusetts ..... 3
Figure 2-1. Map of the New Bedford Harbor LTM VII Sampling Area ..... 6
Figure 3-1. Grain Size Distribution of Chemistry Samples Collected during LTM VII in NBH (top 2 cm) ..... 10
Figure 3-2. Total PCB Concentrations (ppm) in LTM VII Surface (top 2 cm) Sediment Samples at New Bedford Harbor ..... 14
Figure 3-3. Total PCB Concentrations (ppm) in LTM VII Surface (top 2 cm) Sediment Samples in the Upper Harbor ..... 15
Figure 3-4. Total PCB Concentrations (ppm) in LTM VII Surface (top 2 cm) Sediment Samples collected in the Lower Harbor ..... 16
Figure 3-5. Total PCB Concentrations (ppm) in LTM VII Surface (top 2 cm) Sediment Samples in the Outer Harbor ..... 17

## Tables

Table 3-1. Total Organic Carbon, Grain Size, and PCB Summary Results for New Bedford Harbor LTM VII Survey ..... 12
Table 3-2. Total PCB Values for All Stations with Values below the ER-L and ER-M Denoted ..... 13
Table 3-3. Species Richness and Total Density in the Three Areas of the NBHSS ..... 18
Table 3-4. Dominant Species in NBH Upper Harbor (Area 1) ..... 19
Table 3-5. Dominant Species in NBH Lower Harbor (Area 2) ..... 20
Table 3-6. Dominant Species in NBH Outer Harbor (Area 3) ..... 21
Table 3-7. Total PCB and TOC in Field Replicates Results with RPD (Surface top 2 cm) ..... 22
Table 4-1. Average Total PCB Concentrations in the Surface Sediment (top 2 cm) at New Bedford Harbor, LTM 1993 to 2020 ..... 23

# Abbreviations and Acronyms

| | |
|---|---|
| °C | Degrees Celsius |
| ‰ | Parts Per Thousand |
| µg/kg | Micrograms Per Kilogram |
| µm | Micrometer |
| ACESD | Atlantic Coastal Environmental Sciences Division |
| cm | Centimeter |
| $CO_2$ | Carbon Dioxide |
| CSO | Combined Sewer Overflows |
| dGPS | Differential Global Positioning System |
| DO | Dissolved Oxygen |
| EMAP | Environmental Monitoring and Assessment Program |
| EPA | United States Environmental Protection Agency |
| ER-L | Effects Range-Low |
| ER-M | Effects Range-Medium |
| ESD | Explanations of Significant Differences |
| FSP | Field Sampling Plan |
| ft | Feet |
| g | Gram |
| GC/MS-SIM | Gas Chromatography/Mass Spectrometry with Selected Ion Monitoring |
| GPS | Global Positioning System |
| GTX | GeoTesting Express |
| ID | Identification |
| LCS | Laboratory Control Sample |
| LCSD | Laboratory Control Sample Duplicate |
| LTM | Long-Term Monitoring |
| m | Meter |
| Max | Maximum |
| mg | Milligram |
| mg/L | Milligram per liter |
| Min | Minimum |
| mL | Milliliter |
| mm | Millimeter |
| MPC | Measurement Performance Criteria |
| MS | Matrix Spike |
| MSD | Matrix Spike Duplicate |
| NAE | U.S. Army Corps of Engineers, New England District |
| NBHSS | New Bedford Harbor Superfund Site |
| ng/g | Nanograms Per Gram |
| NOAA | National Oceanic and Atmospheric Administration |
| OSI | Ocean Surveys, Inc. |
| PCB | Polychlorinated Biphenyl |
| ppm | Parts Per Million |
| QA | Quality Assurance |
| QAPP | Quality Assurance Project Plan |
| QC | Quality Control |
| RIS | Recovery Internal Standard |
| RL | Reporting Limit |
| ROD | Record of Decision |
| RPD | Relative Percent Difference |
| RTK | Real Time Kinematic |
| SIM | Selective Ion Mode |
| SIS | Surrogate Internal Standard |
| Site | New Bedford Harbor Superfund Site, New Bedford, Massachusetts |

| | |
|---|---|
| SOP | Standard Operating Procedure |
| SRM | Standard Reference Material |
| TOC | Total Organic Carbon |
| USACE | U.S. Army Corps of Engineers |

# 1. Introduction

The U.S. Environmental Protection Agency's Research Laboratory, Atlantic Ecology Division (EPA ACESD) in Narragansett, Rhode Island developed a long-term environmental monitoring program in 1993 to assess the effectiveness of the New Bedford Harbor Superfund remediation efforts over time. This program incorporates an intensive sampling and analysis effort for the purpose of quantifying the long-term environmental effects of reduced polychlorinated biphenyl (PCB) levels in the sediments and water column of the New Bedford Harbor estuary as a result of the on-going remediation efforts. The six previous sampling rounds for this program include the "baseline" sampling event conducted in October 1993 (long-term monitoring [LTM] I), a second event (LTM II) conducted immediately after removal of the "hot spot" sediments in October of 1995 and four subsequent events conducted in 1999, 2004, 2009, and 2014 (LTM III, IV, V, and VI).

This Summary Report presents the results of the sampling activities conducted in the Fall of 2020 under the seventh round of sampling and analysis (LTM VII). LTM VII was conducted after the completion of Lower and Upper Harbor subtidal dredging activities, which were completed in June 2018 and March 2020, respectively. No further remediation is planned for the Outer Harbor (a sediment cap was placed over PCB-contaminated sediments near the Cornel-Dubilier plant in 2005 and 2015). LTM VII was performed by AECOM for the U.S. Army Corps of Engineers New England District (USACE NAE). Ocean Surveys Inc. (OSI) supported the boat-based sampling activities as a subcontractor to AECOM.

A description of survey and sampling methods are provided in Section 2. Survey sampling results are provided in Section 3. Discussion of the results for Upper, Lower and Outer Harbor sediments are provided in Section 4.

## 1.1 Site Description

The New Bedford Harbor Superfund Site (Site), located in Bristol County, Massachusetts, extends from the shallow northern reaches of the Acushnet River estuary south through the commercial harbors of New Bedford and Fairhaven and into 17,000 adjacent acres of Buzzards Bay (Figure 1-1). The City of New Bedford, located along the western shore of the Site, is approximately 55 miles south of Boston. New Bedford is currently home port to a large offshore fishing fleet and is a densely populated manufacturing and commercial center. By comparison, the eastern shore (Fairhaven and Acushnet, Massachusetts) of New Bedford Harbor is predominantly residential, light commercial or saltmarsh.

The Acushnet River's 16.5 square mile drainage basin discharges to New Bedford Harbor in the northern reaches of the Site and contributes relatively minor volumes of fresh water to the tidally influenced harbor. Numerous storm drains, combined sewer overflows (CSOs), industrial discharges, as well as smaller brooks and creeks also discharge directly to the Site. The Upper and Lower Harbors are believed to be areas of net groundwater discharge. The estuary can be characterized as a shallow, well-mixed system.

Industrial and urban development surrounding the Harbor has resulted in its sediment becoming contaminated with high concentrations of many pollutants, notably PCBs and heavy metals. Contaminant gradients within Harbor sediments historically decreased from north to south. The source of the contamination has been attributed to two electrical capacitor manufacturing facilities that operated between the 1940s and 1970s. One facility, the former Aerovox Corporation site, is located near the northwestern boundary of the Site, and the other, Cornell-Dubilier Electronics, Inc., is located just south of the New Bedford Harbor hurricane barrier. The two facilities are known to have discharged PCB-laden wastes either directly into the Harbor or indirectly via discharges to the City's sewerage system.

The EPA added New Bedford Harbor to the National Priorities List in 1983. The Superfund remedy for the Upper and Lower Harbors is outlined in a 1998 Record of Decision (ROD) (EPA, 1998) and six subsequent Explanations of Significant Differences (ESDs). Lower Harbor subtidal remedial dredging was completed in June 2018. Upper Harbor subtidal remedial dredging was completed in March 2020, while the Upper Harbor intertidal remedy is still in progress. In total, over 1,000,000 cubic yards of PCB

impacted sediment and shoreline soil has been removed from the harbor as part of the Superfund cleanup.

The LTM plan incorporates an intensive benthic sediment and biota sampling and analysis effort for the purpose of quantifying the long-term environmental effects of reduced PCB levels in the sediments and water column of the New Bedford Harbor estuary resulting from on-going remediation efforts.

The Site has been divided into three distinct geographical areas, the Upper, Lower, and Outer Harbors (Figure 1-1). The Upper Harbor extends from the Main Street bridge south to the Coggeshall Street Bridge. The Lower Harbor extends from the Coggeshall Street Bridge south to the Hurricane Barrier. The Outer Harbor extends from the Hurricane Barrier south to the southern edge of the New Bedford Fishing Closure Area 3.

## 1.2 Project Objectives

The objective of the study was to collect the seventh round of long-term monitoring data to assess the effects and effectiveness of the remedial activities. The data will be evaluated in context of the broader LTM program (1993-2020) to measure spatial and temporal chemical and biological changes in sediment, water and biota.

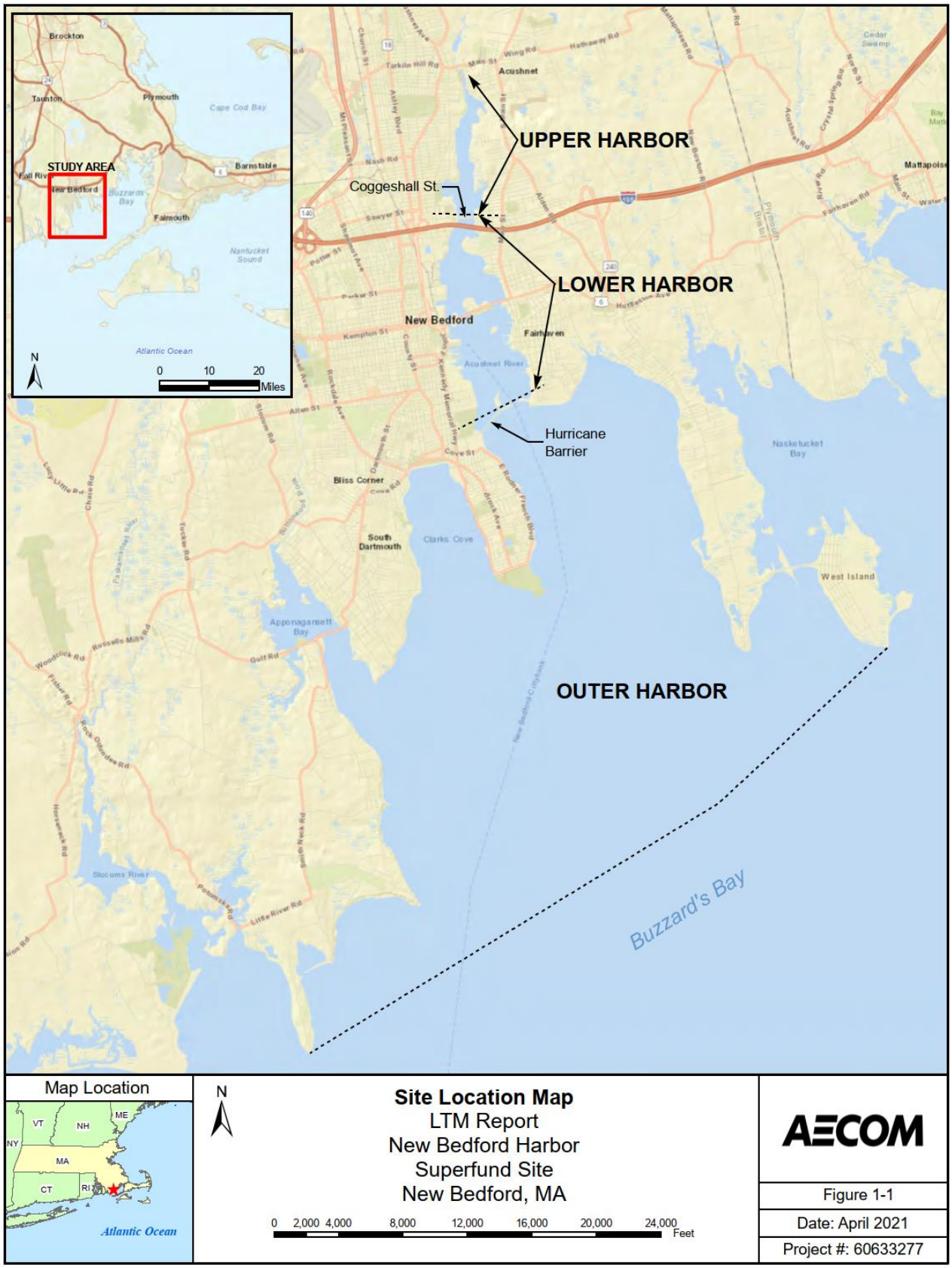


**Figure 1-1. Location of the Site in Southeastern Massachusetts**

# 2. Methods

Section 2 discusses the methods utilized to collect and analyze the LTM VII sediment samples for chemical, biological, and physical analysis. Methods are described in detail in the LTM VII Field Sampling Plan– Draft Final (FSP; AECOM, 2020a) and in the Quality Assurance Project Plan Addendum Revision 10.2 (QAPP; AECOM, 2020b).

## 2.1 LTM VII Sampling Approach

The sampling approach for the LTM VII study included collection, processing, and analysis of sediment grabs to determine the physical, chemical, and benthic infauna composition of the sediment at all monitoring locations. Sediment samples were collected at 79 stations for physical (grain size) and chemical (total organic carbon [TOC] content, and PCBs) analyses, as well as benthic community analysis. Additionally, in-situ water quality measurements (temperature, salinity, turbidity, and dissolved oxygen [DO]) were recorded at each station. Consistent with previous LTM events, sampling stations were separated into three distinct geographical areas of New Bedford Harbor (Figure 2-1):

- Area 1: Upper Harbor – Wood Street to the Coggeshall Street Bridge (27 stations)
- Area 2: Lower Harbor – Coggeshall Street Bridge to Hurricane Barrier (29 stations)
- Area 3: Outer Harbor – Hurricane Barrier to edge of Fishing Closure Area 3 (23 stations)

Field activities were performed from September 21 through September 29, 2020 and October 1 through October 2, 2020 using two field teams each equipped with a vessel, crew, and full set of sampling equipment. The two vessels were the Sigma T, a 25-foot (ft) single engine survey vessel, and the Willing, a 25-ft twin engine survey vessel. Both vessels were provided and operated by OSI while AECOM staff performed the sample collection, processing, and field analysis.

### 2.1.1 Sediment and Water Quality Sampling

The sampling stations are based on locations developed by EPA/ACESD using a systematic, probabilistic sampling design for the LTM program and were provided to AECOM by USACE NAE. The predetermined sampling scheme allowed the three areas of the Harbor to be compared spatially and temporally to quantify any changes resulting from dredging and the removal of contaminated sediments within the Site.

A hexagonal sampling grid was created for each Site Area with a proposed station location at the center of each hexagon. Because the size of the three Areas becomes progressively larger, the sampling grid is proportionally adjusted to contain approximately the same number of stations in each Area. The hexagons in the Upper Harbor have a radius (center to side mid-point) of 88 meters (m); in the Lower Harbor the radius of each hexagon is 175 m, and the hexagons in Outer Harbor have a radius of 793 m. Samples were collected as close as possible to the proposed location within the center of the associated hexagon. The hexagonal sampling grid and station locations are shown in Figure 2-1.

The sampling effort followed the methodology detailed in EPA's Environmental Monitoring and Assessment Program (EMAP) (Versar, 1991). Sample collection procedures and grab acceptability were in accordance with Section 6 (Sediments Collection) of the *Coastal 2000 Northeast Component: Field Operations Manual* (Appendices B and C of LTM VII FSP) and any modifications to procedures are listed in the LTM VII FSP (AECOM, 2020a).

#### 2.1.1.1 Navigation

Navigation was performed by OSI using differential global positioning system (dGPS) units. Navigation data were stored electronically in a field laptop computer connected to a Real Time Kinematic (RTK) dGPS unit and recorded on the station log sheets by AECOM. Samples were collected as close as possible to the center of each station hexagon. In general, these targets were achieved. However, several stations were moved from the proposed station locations due to poor sampling conditions (i.e., rocks, or shells present in high quantity), because the target coordinates were on land, or because the target

locations were in close proximity to existing caps and CAD cells. All samples were collected from within their station hexagon.

#### 2.1.1.2 In-Situ Water Quality Measurements

At each station, in situ water quality measurements were taken prior to the collection of sediment samples using a YSI 6920 multi-parameter water quality sonde. Recorded parameters included salinity, temperature, turbidity, and DO. The sonde was manually lowered to a depth of approximately one meter from the bottom, then depth and water quality parameters were recorded by hand on station log sheets.

#### 2.1.1.3 Sediment Grab Collection and Processing

Grab samples for chemical and physical analysis were collected at all stations using a 0.04-$m^2$ Ted Young modified Van Veen grab sampler. Each grab was inspected for acceptability as defined in the Field Sampling Plan. If the grab was deemed unacceptable, it was discarded over the side of the vessel in an area that would avoid contaminating subsequent samples and the equipment was rinsed with site water. Once the grab was deemed acceptable, the top 2 centimeters (cm) were transferred to a clean, dedicated aluminum mixing pan and the material was homogenized using dedicated spoons. Care was taken to avoid taking sediment which had contacted the sides of the grab to reduce potential cross contamination. Sufficient material was collected for grain size, PCB, and TOC analysis. The sample containers were then labeled and stored on ice until being transferred to the field sample custodian on shore.

Grab samples for benthic infauna analysis, and associated grain size, were collected subsequently to the sediment chemistry grabs described above. The benthic infauna grab samples were also collected using a 0.04-$m^2$ Ted Young modified Van Veen grab sampler. Triplicate grabs for benthic infauna analysis were taken at each station. Once the grab was deemed acceptable, a grain size sample was obtained by collecting a small subsample through the entire depth of the grab, thereby representing the full grab depth. This was repeated until 250 milliliters (mL) of sediment was removed for the grain size sample. The remaining material was transferred to a sieving station and passed through a 0.5-millimeter (mm) sieve. All material remaining in the sieve was transferred to clean plastic jars, preserved with 10% formaldehyde, borax, and site water, and then labeled. Grain size samples were stored on ice until being transferred to the field sample custodian.

For both the sediment and benthic infauna grabs, the vessel was moved slightly while on station to avoid resampling the same location. After sampling at each station was completed, the grab sampler was decontaminated with liquinox and water and rinsed with site water before moving to the next station.

### 2.1.2 Field Quality Control

The GPS (Trimble RTK GPS) units were checked at the beginning and end of each sampling day against established benchmarks at the Marine Hydraulics facility in New Bedford (Lower Harbor), where the vessels were docked. The calibration check was stored on the Trimble and downloaded after the survey was completed; a record of the check was also maintained with the field logbook (Appendix A).

Field based quality control (QC) samples were collected during the sampling event, and included field replicates (i.e., duplicates) and matrix spike/matrix spike duplicates (MS/MSDs). Field replicates and MS/MSDs were collected at the same time, from the same location, using the same techniques as the parent sample. All samples were handled, containerized, stored, and transported in the same manner. Field replicates were collected as a second grab from a co-located station, while MS/MSDs were collected from the parent grab sediment. For sediment grabs, field replicates and MS/MSDs were collected at a frequency of approximately one per 20 samples for grainsize, TOC and PCB analyses. For benthic infauna grabs, all stations were collected in triplicate.

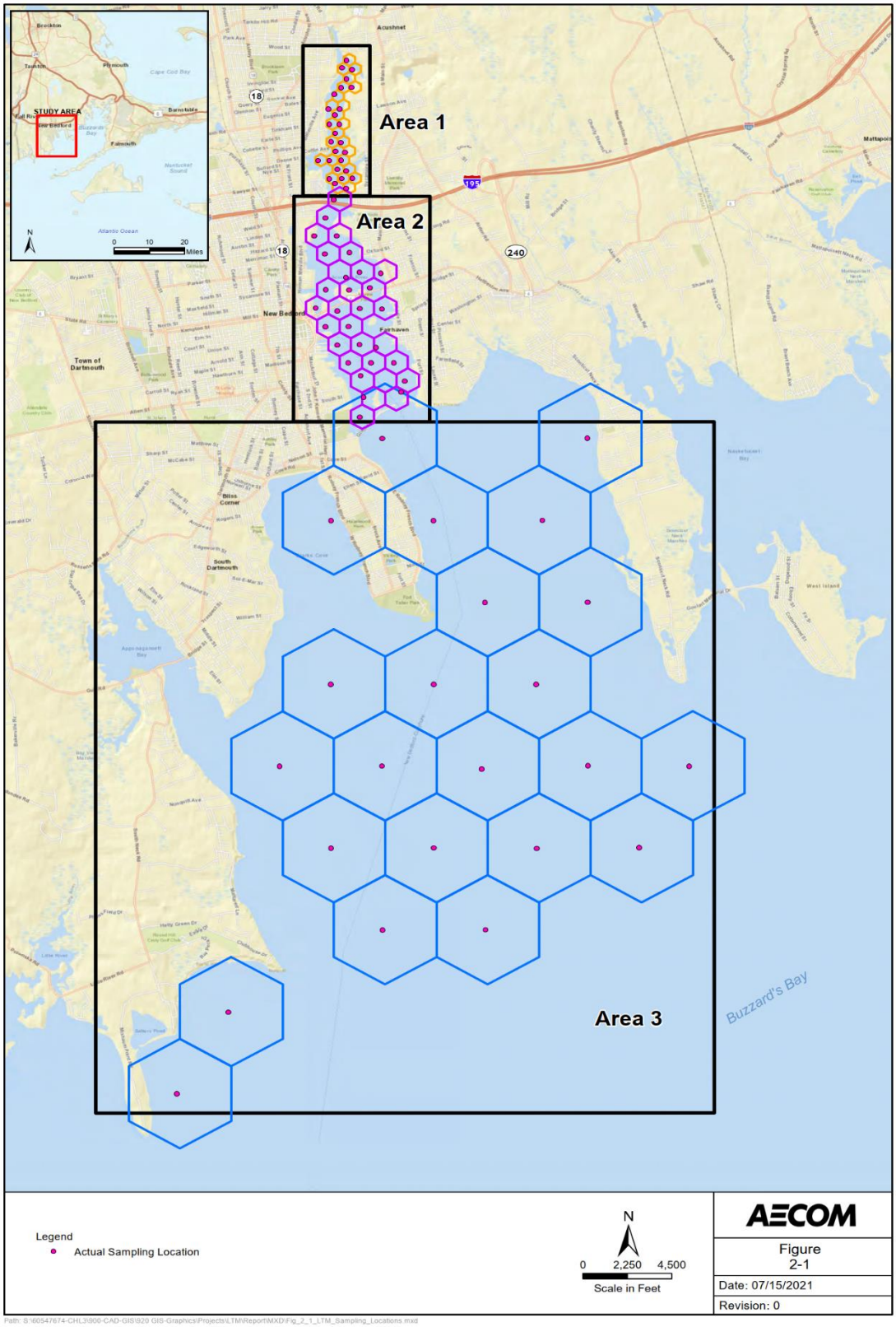


**Figure 2-1. Map of the New Bedford Harbor LTM VII Sampling Area**

## 2.2 Laboratory Testing

Laboratory analysis for grain size, TOC, and PCB concentrations, as well as benthic infauna and associated grain size was conducted. Data produced by the analyzing laboratories were uploaded to the New Bedford Harbor Project database.

### 2.2.1 Physical and Chemical Analysis

#### 2.2.1.1 Grain Size

Grain size analysis was performed by GeoTesting Express (GTX) in Acton, Massachusetts. Two methodologies were used for grain size analysis: sieve by ASTM D6913 and hydrometer by ASTM 7928. A total of four sample replicates per station were transferred to the lab. One sample was analyzed for grain size by hydrometer, two were analyzed for grain size by sieve, and one was archived. Sediment grain size for the sand fraction was determined by phi-classes using a wet sieve. Silt and clay fractions were determined using a hydrometer. Wet sieving yielded the following phi-classes: gravel (>2.00 mm), very coarse sand (1.00-2.00 mm), coarse sand (0.50-1.00 mm), medium sand (0.25-0.50 mm), fine sand (0.125- 0.25 mm) and very fine sand (0.063-0.125 mm). Hydrometer analysis was performed on the portion passing through the #200 sieve to determine silt (1.95 to 62.5 micrometer [µm]) and clay (<1.95 µm) content. In accordance with ASTM D6913, results were reported as percent finer, or pass through, within each fraction, then converted to percent retained to produce comparable, data consistent with previous LTM events. Broad grain size categories of % gravel, % sand, and % fines (silt and clay) were also reported.

#### 2.2.1.2 Total Organic Carbon (TOC)

TOC analysis was performed by Alpha Analytical in Mansfield, Massachusetts following EPA 9060A methodology. Each sample was analyzed in duplicate, with an average of the results reported. An aliquot of solid sample was dried, homogenized, weighed into a tin capsule, pre-treated with hydrochloric acid and heated to 75°C to convert the inorganic carbon (i.e., carbonate and bicarbonate in the form of Carbon Dioxide [$CO_2$]) prior to analysis. Organic carbon was measured using combustion and a carbon analyzer. The sample, of approximately 5-10 milligram (mg) was oxidized in a pure oxygen environment, introduced into a furnace by a 60-slot Autosampler, then combusted. The carrier gas ($O_2$) was combined with the carbon content of the combusted sample to form $CO_2$. Elements, such as halogens and sulfur, were removed by scrubbing reagents in the combustion zone. A thermal conductivity detector then measured the $CO_2$. The amount of $CO_2$ derived from a sample is directly proportional to the concentration of organic carbon material in the sample. Results were reported in units of percent dry weight. Full analytical methods can be found in Appendix C of the AECOM QAPP (AECOM, 2020b).

#### 2.2.1.3 PCB Congeners by GC/MS-SIM

PCB analysis for the 209 congeners via USEPA Method 1668C/8270D was performed by Alpha Analytical following methods and the laboratory quality program described in the QAPP Addendum (AECOM, 2020b).

An aliquot of a well-mixed sample was accurately weighed for sample preparation, generally 5 to 30 grams (g) of sediment. The sample was spiked with surrogate compounds and extracted using methylene chloride. The extract was dried and exchanged to hexane during sample concentration to a 1-10 ml final volume. If necessary, the sample was copper cleaned to remove sulfur, and/or GPC, silica, or acid cleaned to lessen sample matrix interferences prior to sample analysis. After cleanup, the extracts were spiked with internal standards and analyzed by gas chromatography/mass spectrometry with selected ion monitoring (GC/MS-SIM). Analytes were introduced into the GC/MS by injecting a known volume of calibration standards, QC samples, and sample extracts into the GC equipped with a narrow-bore capillary column. The GC column was temperature programmed to separate the analytes which were then detected with a mass spectrometer operating in the selective ion mode (SIM). Identification of target analytes was then accomplished by comparing their mass spectra with the electron impact spectra of the

calibration standards. Concentrations were determined using mean relative response factors form a multi-level calibration curve. Response factors for target analytes and surrogate compounds were determined relative to the internal standards. Full analytical methods and details can be found in Appendix C of the AECOM QAPP (AECOM, 2020b).

Sample results were reported by Alpha in micrograms per kilogram (µg/kg) dry weight to three significant figures. Total PCBs were calculated (in the project database) as the sum of the detected 209 congeners (a value of zero used for non-detects). Total PCB results were reported in parts per million (ppm).

### 2.2.2 Biological Analysis

Benthic biology sorting, enumeration, and identification were performed by Normandeau Associates, Inc. in Bedford, New Hampshire. Biological laboratory procedures were carried out according to protocols established in *EMAP Near Coastal Laboratory Procedures – Macrobenthic Community Assessment* (Versar, 1991). Two of the three replicate grab samples collected at each station were analyzed for benthic community analysis and the third sample was archived.

### 2.2.3 Laboratory Quality Control

A routine set of laboratory-based QC samples were prepared with the LTM VII sediment samples to monitor accuracy and precision. Sediment volumes collected for physical and chemical testing parameters were sufficient to prepare laboratory-based QC samples. Laboratory-based QC requirements are described in detail in the QAPP Addendum (AECOM, 2020b).

For PCB congener and TOC analysis, QC samples included a method blank, laboratory control sample (LCS), LCS duplicate (LCSD), a matrix spike (MS), a matrix spike duplicate (MSD), and laboratory duplicate. PCB QC samples also included the analysis of Standard Reference Material (SRM). For sediment grain size, a duplicate was analyzed with each set of 20 or fewer samples. For benthic infauna, QC measures followed the EMAP protocols and included re-sorting and re-identification of randomly selected samples, and validation of taxonomic/enumeration data entries.

QC sample results were evaluated against the project measurement performance criteria (MPC). Data that did not meet the MPC were evaluated to determine the impact(s) on data quality, and corrective action was taken as appropriate.

### 2.2.4 Data Validation

Data validation was performed by AECOM. PCB and TOC results were validated per Worksheets #35 and #36 of the QAPP Addendum (AECOM, 2020b), at the Tier I Stage 2A level following EPA New England Environmental Data Review Supplement for Regional Data Review Elements and Superfund Specific Guidance/Procedures (EPA, 2013).

Grain size and benthic infauna data did not receive external AECOM data validation.

# 3. Results

This section summarizes all results from the physical, chemical, and biological sampling associated with the LTM VII survey.

## 3.1 Field Monitoring Summary

Sediment samples were collected at each of the 79 stations for chemical (PCBs and TOC), physical (grain size), and biological (benthic community analysis) analyses. In situ field water quality parameters (temperature, salinity, turbidity, and dissolved oxygen) were also collected at each station. The field survey report is provided in Appendix A and summarizes all field sampling activities and includes copies of all field logs.

### 3.1.1 Water Quality

Prior to the collection of sediment grabs, in situ water quality measurements were recorded at each station. Parameters collected included salinity, temperature, turbidity, and dissolved oxygen; readings are summarized in Table 1 of Appendix A. Water depth readings varied throughout the Harbor, ranging from shallow stations in the Upper Harbor (1.5 to 18.6 ft), to shallow to moderate depths throughout the Lower Harbor (1.1 to 33.4 ft), to a deeper depth range across the Outer Harbor (5.6 to 39.8 ft). Salinity ranges followed previous LTM trends with lower values in the Upper Harbor where the Acushnet River enters the system, with values gradually increasing from the Lower to Outer Harbor, at the entrance of Buzzards Bay. Upper Harbor salinities ranged from 30.7 to 31.7 parts per thousand (‰), with a mean of 31.2‰. Salinities in the Lower Harbor were uniform, with a mean of 31.6‰. Outer Harbor salinity measurements were also consistent, with an average of 31.7‰., DO values ranged from 6.3 to 8.0 milligrams per liter (mg/L), with a mean of 7.3 mg/L in the Upper Harbor; 5.8 to 8.4 mg/L in the Lower Harbor, with a mean of 6.9 mg/L; and, from 6.1 to 8.3 mg/L with a mean of 7.5 mg/L in the Outer Harbor. Throughout the study area, temperatures fluctuated from 15.5 to 19.8 °C with a mean of 17.9 °C.

## 3.2 Laboratory Testing

A summary of all LTM VII sediment data is provided in Table 3-1. The statistical summary includes the following information for each analytical parameter by study area of the harbor: number of samples, detection frequency, minimum and maximum concentrations, central tendency (arithmetic average and median), standard deviation, and location of the maximum detected value. Complete test results, along with results from the analysis of field- and laboratory-based QC samples, are provided in Appendices C and D.

### 3.2.1 Grain Size Distribution of the Sediment Surface

Sediment grain size was collected from each viable grab (1 chemistry grab and 3 biology grabs), resulting in four samples from each station. The grain size results reported in Table 3-1 are from the samples associated with the chemistry grab, which analyzed only the top 2 cm of surface sediment for grain size with hydrometer. Complete grain size results for chemistry and benthic grabs are provided in Appendix C. Only grain size data associated with the chemistry grab sample are discussed below.

Surface sediments collected for LTM VII had variable grain size distributions (Figure 3-1). Surface sediments from the Upper Harbor were generally more fine-grained, with mean values of 66.9% fines (silt + clay), 30.9% sand, and 2.19% gravel. The Lower Harbor surface sediments were comparable to the Upper Harbor sediments with mean values of 60.1% fines, 36.8% sand and 3.13% gravel. The Outer Harbor sediments were more evenly distributed, with the mean values of 52.28% fines, 43.2% sand, and 4.5% gravel.

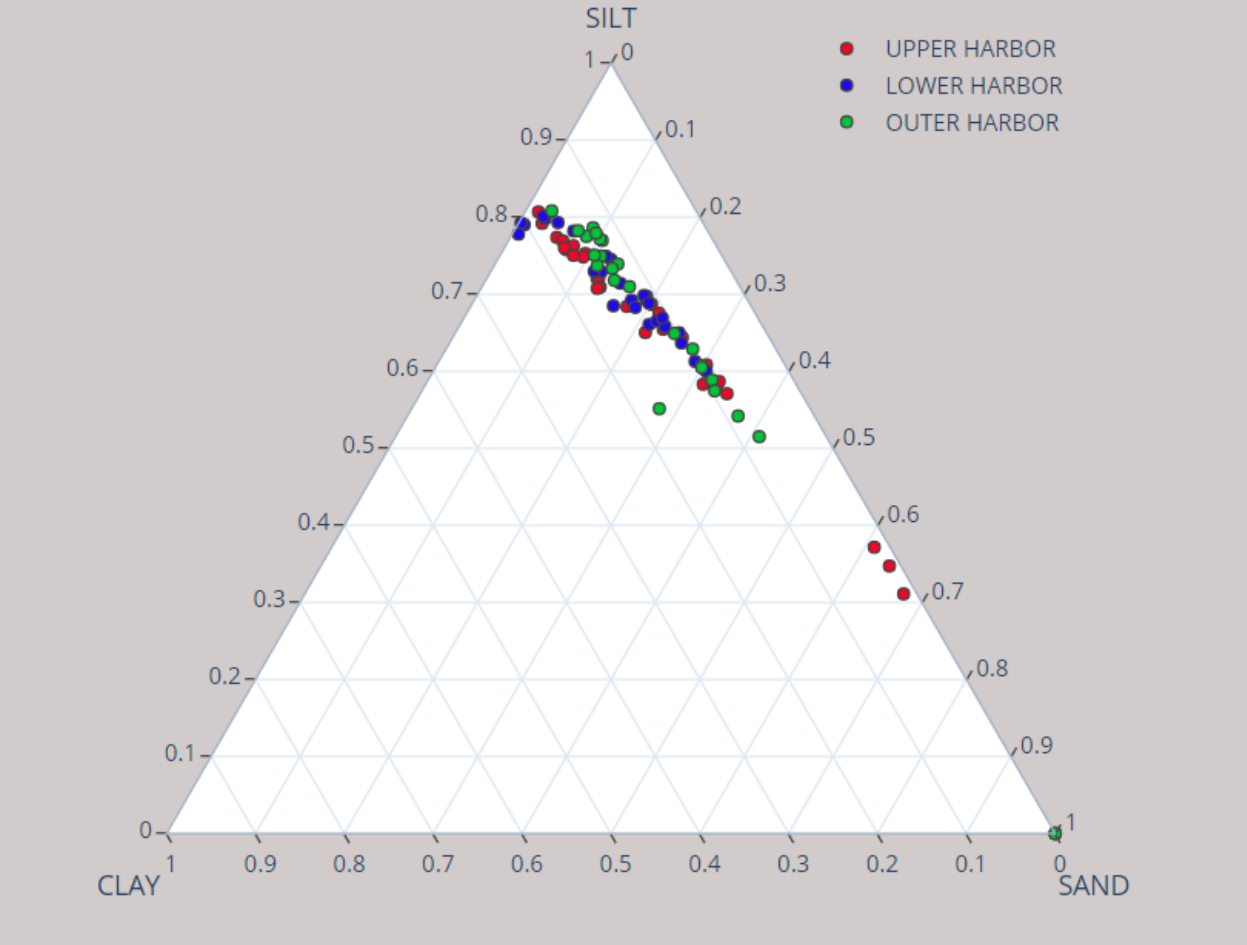


**Figure 3-1. Grain Size Distribution of Chemistry Samples Collected during LTM VII in NBH (top 2 cm)**

### 3.2.2 Total Organic Carbon of the Sediment Surface

TOC levels ranged from 0.098% to 6.67% in surface (top 2 cm) sediment at New Bedford Harbor (Table 3-1). The highest TOC level occurred in the Upper Harbor at Station 140 and the lowest was present at Station 306, in the northern Outer Harbor. Generally, TOC levels were highest in the Upper Harbor (mean = 3.84%) and decreased moving south (means of 2.76% and 1.17% in the Lower and Outer Harbors, respectively) (Table 3-1).

### 3.2.3 PCB Characterization of the Sediment Surface

Total PCB concentrations ranged from 0.004 to 161 ppm in surface sediment (top 2 cm) throughout New Bedford Harbor (Table 3-1). Table 3-2 presents the total PCB values for all stations sampled during LTM VII. Consistent with past LTM studies (Battelle, 2015 and Nelson and Bergen, 2012), the highest PCB concentrations were measured in the Upper Harbor, and concentrations decreased in a north-to-south gradient (Upper to Outer Harbor) (Figure 3-2). The average total PCB concentration in the Upper Harbor (arithmetic average of total PCB concentration measured in all 27 stations) was 32.65 ppm, which is one order of magnitude higher than the Lower Harbor average concentration, 4.87 ppm, and two orders of magnitude higher than the Outer Harbor average concentration, 0.31 ppm (Table 3-1). The highest concentration of total PCBs was present at Station 117, which is located in the northern region of the Upper Harbor and is in close proximity to the former Aerovox facility. The lowest concentrations of total PCBs were present in Outer Harbor sediments.

The largest range of total PCB concentrations, 1.01 to 161 ppm, was observed in the Upper Harbor (Table 3-1, Figure 3-3). Lower Harbor total PCB concentrations ranged from 0.47 to 14.1 ppm (Table 3-1, Figure 3-4). Outer Harbor samples had the smallest Total PCB concentration range, 0.004 to 1.23 ppm (Table 3-1, Figure 3-5).

Total PCB concentrations were compared with published sediment data quality guidelines, effects range-low (ER-L, 0.0227 ppm) and effects range-medium (ER-M, 0.18 ppm) (Long et al., 1995). All samples in the Upper and Lower Harbors had total PCB concentrations greater than the ER-M and ER-L. Of the 23 locations in the Outer Harbor, five stations had total PCB concentrations less than the ER-L and nine were below the ER-M but above the ER-L. The remaining nine Outer Harbor stations were above the ER-M and ER-L. Table 3-2 presents the total PCB concentrations for all stations sampling during LTM VII. Stations with total PCB concentrations below the ER-L are bolded and stations with concentrations between the ER-L and ER-M level are italicized.

**Table 3-1. Total Organic Carbon, Grain Size, and PCB Summary Results for New Bedford Harbor LTM VII Survey**

| Area | Parameter | Units | No. Obs. | % Detected | Minimum | Mean | Std. Dev. | Median | Maximum | Location of maximum (Station ID) |
|---|---|---|---|---|---|---|---|---|---|---|
| Upper Harbor | Gravel | % | 27 | 100 | 0 | 2.19 | 4.66 | 0.80 | 23.8 | 152 |
| | Sands [1] | % | 27 | 100 | 3.40 | 30.9 | 29.7 | 17.00 | 93.3 | 155 |
| | Fines [2] | % | 27 | 100 | 5.40 | 66.9 | 30.9 | 83.00 | 96.6 | 125 |
| Lower Harbor | Gravel | % | 29 | 100 | 0 | 3.13 | 5.36 | 1.00 | 24.5 | 218 |
| | Sands [1] | % | 29 | 100 | 0.70 | 36.8 | 24.6 | 32.90 | 81.3 | 208 |
| | Fines [2] | % | 29 | 100 | 1.80 | 60.1 | 27.5 | 64.30 | 99.3 | 226 |
| Outer Harbor | Gravel | % | 23 | 100 | 0 | 4.50 | 7.64 | 0.50 | 28.4 | 331 |
| | Sands [1] | % | 23 | 100 | 6.50 | 43.2 | 28.02 | 28.60 | 93.4 | 306 |
| | Fines [2] | % | 23 | 100 | 1.50 | 52.3 | 29.8 | 68.70 | 93.5 | 317 |
| Upper Harbor | TOC | % | 27 | 100 | 0.446 | 3.84 | 1.75 | 4.09 | 6.67 | 140 |
| Lower Harbor | | % | 29 | 100 | 0.482 | 2.76 | 1.14 | 2.85 | 5.2 | 227 |
| Outer Harbor | | % | 23 | 100 | 0.098 | 1.17 | 0.804 | 1.23 | 2.79 | 317 |
| Upper Harbor | Total PCBs [3] | ppm | 27 | NA | 1.01 | 32.7 | 41.3 | 20 | 161 | 117 |
| Lower Harbor | | ppm | 29 | NA | 0.47 | 4.87 | 3.11 | 4.34 | 14.1 | 204 |
| Outer Harbor | | ppm | 23 | NA | 0.004 | 0.31 | 7.26 | 0.162 | 1.23 | 324 |

[1] Sand is a sum of all sand fractions (very coarse, coarse, medium, fine, very fine).

[2] Fines is a sum of the silts and clays.

[3] Total PCB is the sum of all 209 congeners and does not include non-detects.

**Table 3-2. Total PCB Values for All Stations with Values below the ER-L and ER-M Denoted**

| Upper Harbor | | Lower Harbor | | Outer Harbor | |
|---|---|---|---|---|---|
| **Station ID** | **Total PCBs (ppm)** | **Station ID** | **Total PCBs (ppm)** | **Station ID** | **Total PCBs (ppm)** |
| 105 | 47.8 | 202 | 6.51 | 304 | 1.04 |
| 108 | 31.3 | 204 | 14.1 | **306** | **0.0047** |
| 109 | 46.3 | 207 | 11.8 | 309 | 0.528 |
| 111 | 41.8 | 208 | 2.32 | 310 | 0.645 |
| 114 | 23.1 | 211 | 9.03 | 311 | 0.116 |
| 115 | 120 | 212 | 5.71 | 317 | 1.05 |
| 117 | 161 | 216 | 3.83 | **318** | **0.0149** |
| 120 | 54.2 | 217 | 3.88 | 323 | 0.195 |
| 121 | 28.5 | 218 | 0.47 | 324 | 1.23 |
| 123 | 21.5 | 220 | 6.84 | 325 | 0.424 |
| 125 | 25.8 | 221 | 5.01 | 331 | 0.275 |
| 126 | 4.09 | 222 | 8.24 | 332 | 0.0685 |
| 128 | 134 | 224 | 6.95 | 333 | 0.0833 |
| 130 | 17.5 | 225 | 4.61 | 334 | 0.162 |
| 131 | 20.4 | 226 | 8.6 | 335 | 0.267 |
| 134 | 10.6 | 227 | 4.65 | 338 | 0.117 |
| 135 | 1.01 | 230 | 4.34 | 339 | 0.136 |
| 138 | 9.07 | 231 | 5.09 | 340 | 0.103 |
| 139 | 11.1 | 235 | 4.1 | **341** | **0.0204** |
| 140 | 20 | 236 | 4.75 | 345 | 0.10500 |
| 146 | 7.6 | 237 | 2.08 | **346** | **0.0065** |
| 147 | 7.05 | 240 | 3.78 | 349 | 0.0475 |
| 150 | 13.3 | 241 | 3.8 | **352** | **0.0041** |
| 151 | 4.27 | 242 | 3.14 | | |
| 152 | 12.1 | 245 | 2.17 | | |
| 154 | 1.77 | 247 | 2.08 | | |
| 155 | 1.03 | 249 | 2.18 | | |
| | | 250 | 1.56 | | |
| | | 253 | 1.94 | | |

**Bolded** results have values below the ER-L (0.0227 ppm)

Shaded results are between the ER-L (0.0227 ppm) and ER-M (0.18 ppm).

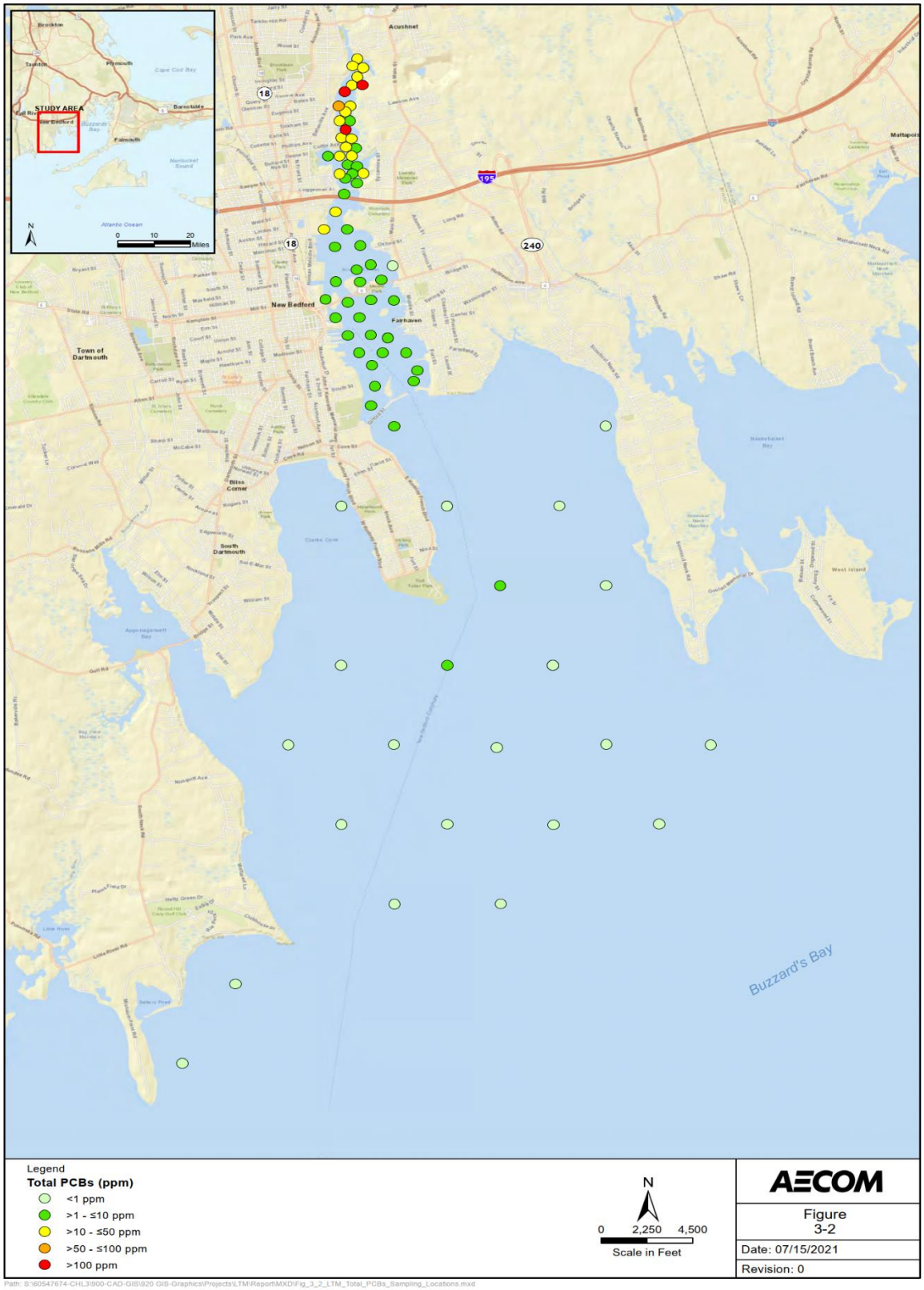


**Figure 3-2. Total PCB Concentrations (ppm) in LTM VII Surface (top 2 cm) Sediment Samples at New Bedford Harbor**

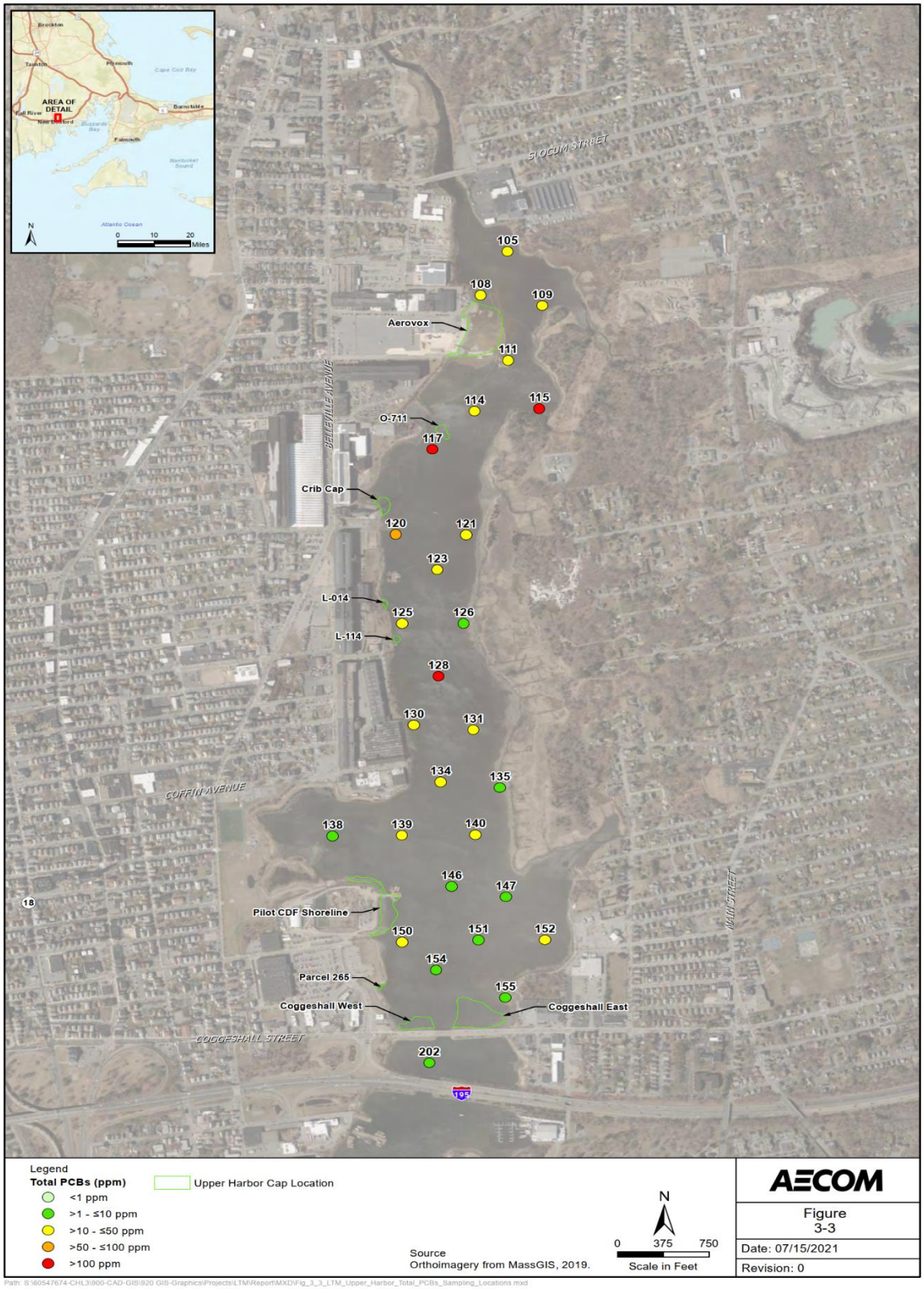


**Figure 3-3. Total PCB Concentrations (ppm) in LTM VII Surface (top 2 cm) Sediment Samples in the Upper Harbor**

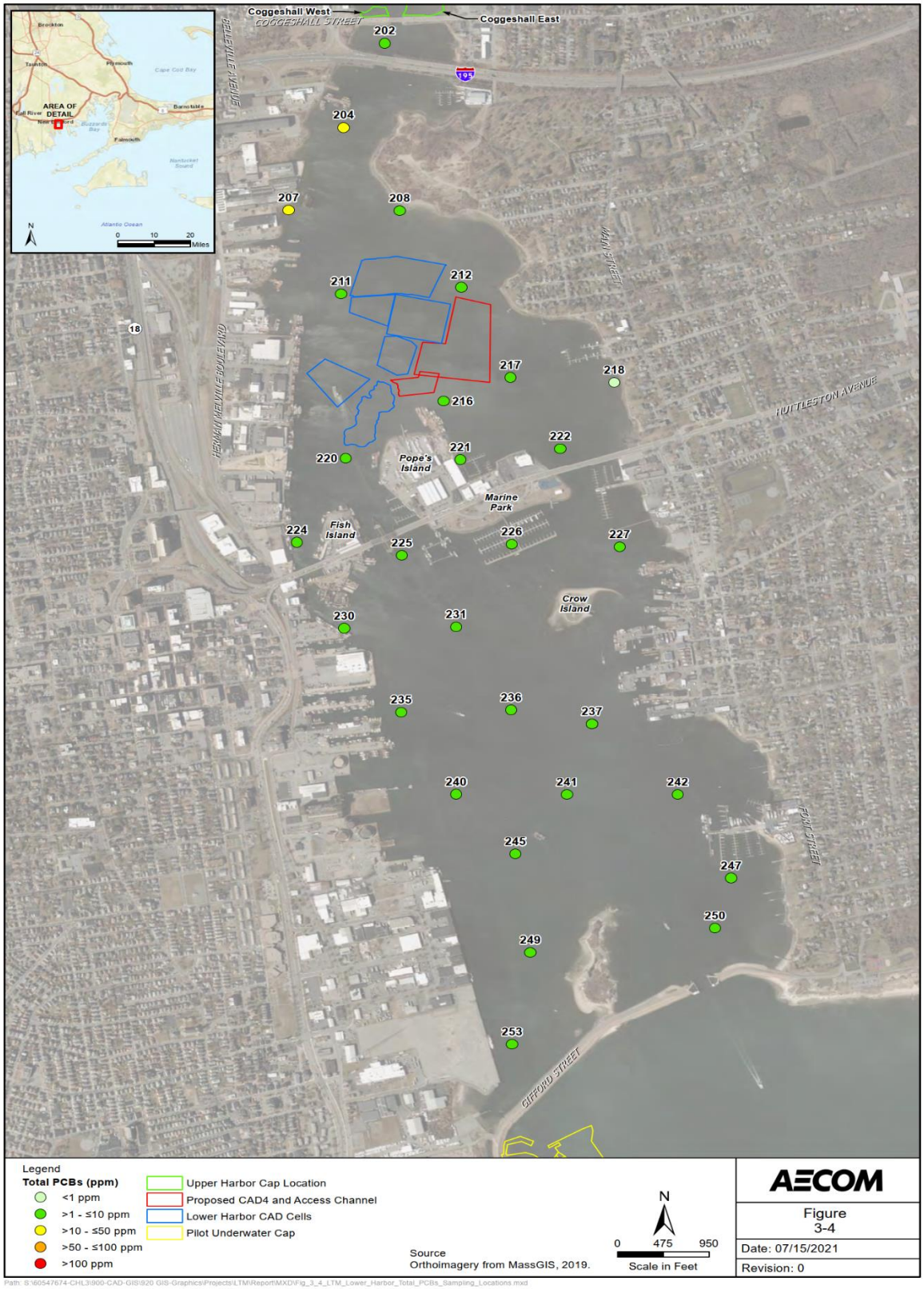


**Figure 3-4. Total PCB Concentrations (ppm) in LTM VII Surface (top 2 cm) Sediment Samples collected in the Lower Harbor**

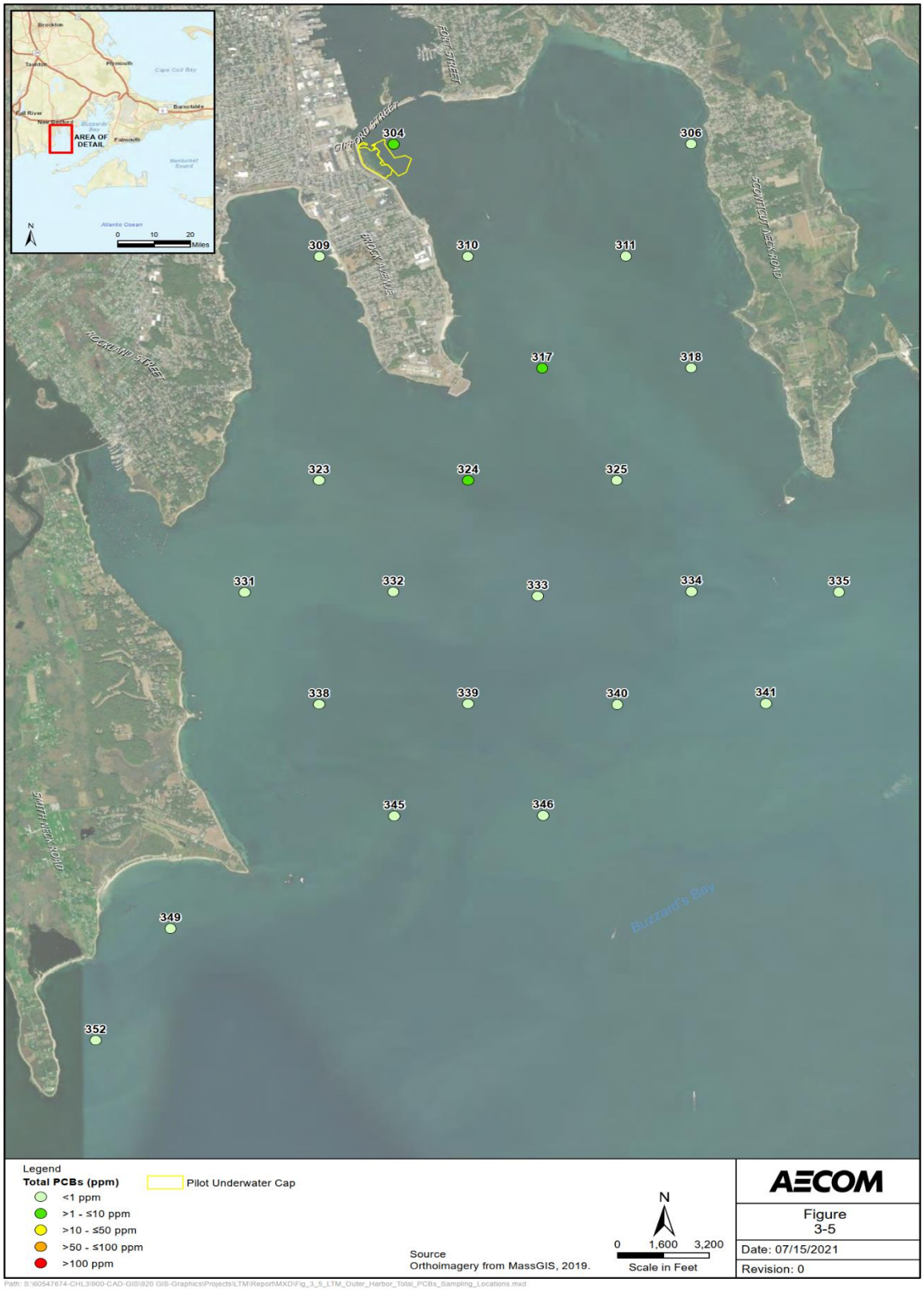


**Figure 3-5. Total PCB Concentrations (ppm) in LTM VII Surface (top 2 cm) Sediment Samples in the Outer Harbor**

### 3.2.4 Benthic Infauna

Analysis of the benthic samples included identification and enumeration of all species collected. Following EMAP protocols, oligochaetes were not identified to species level, though they are included in both abundance and species richness totals. Juvenile and damaged specimens that could not be identified to species level were categorized as “sp.”. These organisms were assigned to one of two categories program-wide; “Discrete Taxa” if they were the sole representative of a higher category (e.g., family or genus identified to “sp.”) in which case they were considered discrete taxa and included in species richness; or “Non-discrete Taxa” if a determination was not possible and one or more species within the genus was represented, in which case they were excluded from the computation of species richness values. Additionally, colonial phyla including Porifera, Bryozoa, Hydrozoa and Chordata, nematodes, and eggs/egg cases, per EMAP protocol, were not enumerated but noted as “present” in the database and were excluded from all analyses.

Table 3-3 summarizes the total abundance and species richness (of both replicates) in all three Harbor areas. Obvious trends in species richness and abundance from the Upper to Outer Harbor were present. Increasing species richness and decreasing abundance followed a gradient from Upper to Outer Harbor. Although the number of stations sampled differed slightly across Harbor areas, the differences in species richness and counts were substantial enough to disregard the number of stations as a contributing factor. A total of 65,945 individual organisms were identified from 158 samples from 79 stations (two replicates per station) in the three areas: 41% of the total organism abundance was present in the Upper Harbor, 34% in the Lower Harbor, and 25% in the Outer Harbor. 238 discrete taxa were recognized across all three Harbor areas. The Outer Harbor contained an average of 41 species per station, with a total species richness of 222. The Outer Harbor species richness was nearly three times greater than the species richness of the Upper Harbor (mean = 17.7, 79 total) and species richness was 75 species greater in the Outer Harbor than in the Lower Harbor (mean = 20.3, 147 total).

**Table 3-3. Species Richness and Total Density in the Three Areas of the NBHSS**

| | Area | | |
|---|---|---|---|
| | **Upper** | **Lower** | **Outer** |
| Mean Number of Species per Station | 17.7 | 20.3 | 41 |
| Mean Number of Individuals per Station | 500.9 | 383.5 | 362 |
| Species Richness | 79 | 147 | 222 |
| Total Count | 27,051 | 22,243 | 16,651 |

#### 3.2.4.1 Upper Harbor (Area 1)

Stations in the Upper Harbor were characterized by having the lowest species richness, with a mean of 17.7 species per sample, ranging from 8 to 27 discrete taxa per replicate, and a total of 79 species throughout the area (Table 3-3). The Upper Harbor had the greatest total abundance (27,051) of the three areas and per species densities were high, particularly of the dominant organisms. Table 3-4 presents the dominant species (those contributing >1% of total infaunal count) in the Upper Harbor, their total count (both replicates combined), and the number of stations in which the species occurred.

Three species had greater than 10% dominance in the Upper Harbor: *Streblospio benedicti*, *Mulinia lateralis* and *Ampelisca abdita*. Polychaete *S. benedicti* was the most dominant species (33.2%) and was present at all 27 Upper Harbor stations, with individuals per station ranging from 30 (Station 111) to 934 (Station 126). With the exception at four stations (Stations 111, 117, 140 and 150), individuals were consistently present in high numbers; over 100 per station. *M. lateralis*, a small opportunistic bivalve, was the second most dominant organism (16.9%) and was also present at all 27 Upper Harbor stations, with individuals per station ranging from a low of 3 (Station 109) to a high of 1,494 (Station 134). The third

most abundant species in the Upper Harbor, *A. abdita* (13.4%), a soft-sediment dwelling amphipod, was also present at all 27 Upper Harbor stations, though the majority of the 3,618 individuals (91.9%) were documented at only seven stations (Stations 105, 108, 111, 114, 117, 121 and 123).

Less abundant but also present at all 27 Upper Harbor stations were *Leitoscoloplos* sp., Oligochaeta and *Hypereteone heteropoda*. Additional species that were present at 75% or more of the stations were the polychaetes *Mediomastus ambiseta*, *Tharyx acutus*, *Leitoscoloplos robustus* and *Glycinde solitaria*; and the arthropods *Leucon americanus*, and *Grandidierella japonica*.

**Table 3-4. Dominant Species in NBH Upper Harbor (Area 1)**

| Species | Total Count | Percent Dominance | Number of Stations |
|---|---|---|---|
| *Streblospio benedicti* | 8,980 | 33.2% | 27 |
| *Mulinia lateralis* | 4,560 | 16.9% | 27 |
| *Ampelisca abdita* | 3,618 | 13.4% | 27 |
| *Leitoscoloplos* sp. | 2,337 | 8.6% | 27 |
| Oligochaeta | 2,041 | 7.5% | 27 |
| *Mediomastus ambiseta* | 1,431 | 5.3% | 26 |
| *Gemma gemma* | 1,140 | 4.2% | 18 |
| *Leucon americanus* | 393 | 1.5% | 24 |
| *Hypereteone heteropoda* | 352 | 1.3% | 27 |
| *Tharyx acutus* | 323 | 1.2% | 23 |
| *Odostomia eburnea* | 310 | 1.1% | 4 |
| *Leitoscoloplos robustus* | 277 | 1.0% | 25 |

#### 3.2.4.2 Lower Harbor (Area 2)

Stations in the Lower Harbor were characterized by intermediate species richness, with a mean of 20.3 species per sample, ranging from 1 to 81 discrete taxa per replicate, and total of 147 species identified throughout the area and a total abundance of 22,243 (Table 3-3). Table 3-5 presents the dominant taxa in the Lower Harbor (Area 2), their total count (replicates combined), and the number of stations where they occurred.

*M. lateralis* was the solitary most dominant species in the Lower Harbor area, accounting for 43.1% of the total individuals identified and present at 26 of 29 stations. Most individuals (40.2%) were found at two stations (Stations 224 and 253).

No species was identified at all 29 Lower Harbor stations; the most represented species (present at 75% or more stations) were polychaetes *Leiotscoloplos* sp., *Glycinde solitaria*, *Gyptis vittata*, *Pectinaria gouldii*, *M. ambiseta*; Oligochaeta; arthropods *L. americanus*, *A. abdita*, G. *japonica*; and molluscs *Mercenaria mercenaria*, *Macoploma tenta* and *Japonactaeon punctostriatus*.

**Table 3-5. Dominant Species in NBH Lower Harbor (Area 2)**

| Species | Total Count | Percent Dominance | Number of Stations |
|---|---|---|---|
| *Mulinia lateralis* | 9,579 | 43.1% | 26 |
| *Leitoscoloplos* sp. | 1,847 | 8.3% | 28 |
| *Streblospio benedicti* | 1,588 | 7.1% | 20 |
| *Mediomastus ambiseta* | 1,543 | 6.9% | 24 |
| *Gemma gemma* | 1,465 | 6.6% | 10 |
| Oligochaeta | 1,374 | 6.2% | 27 |
| *Leucon americanus* | 369 | 1.7% | 26 |
| *Grandidierella japonica* | 324 | 1.5% | 21 |
| *Mercenaria mercenaria* | 292 | 1.3% | 24 |
| *Glycinde solitaria* | 284 | 1.3% | 26 |
| *Boonea seminuda* | 262 | 1.2% | 2 |

#### 3.2.4.3 Area 3: Outer Harbor

Stations in the Outer Harbor were characterized by having the highest species richness (a total of 222 discrete species) and the lowest total abundance (16,651 individuals) of all three areas (Table 3-3). Species richness ranged from 18 to 74 taxa per station replicate, with an average of 41 species per station. Table 3-6 shows the top dominant species in the Outer Harbor, their total count (replicates combined), and the number of stations in which they occurred.

Polychaete *M. ambiseta* was the most dominant species (14.1%) and was present at 22 of the 23 Outer Harbor stations. Of the 2,353 individuals identified, 76.1% were present at seven stations (Stations 304, 310, 311, 323, 333, 335 and 352). Oligochaeta (1,244 individuals, 7.5% dominance) was the only taxon present at all 23 Outer Harbor stations. Gastropods *Boonea seminuda* (1,036 individuals, 6.2% dominance) and *Crepidula fornicata* (953 individuals, 5.7% dominance) were also among the dominant species identified in the area. Other taxa present at 75% or more of the stations included polychaetes *G. solitaria*, *Prionospio cirrifera* and *Euclymene collaris*; molluscs *Nucula proxima* and *M. tenta*; as well as ostracods and nemerteans.

**Table 3-6. Dominant Species in NBH Outer Harbor (Area 3)**

| Species | Total Count | Percent Dominance | Number of Stations |
|---|---|---|---|
| *Mediomastus ambiseta* | 2,352 | 14.1% | 22 |
| Oligochaeta | 1,244 | 7.5% | 23 |
| *Boonea seminuda* | 1,036 | 6.2% | 11 |
| *Crepidula fornicata* | 953 | 5.7% | 10 |
| *Macoploma tenta* | 717 | 4.3% | 18 |
| Ostracoda | 609 | 3.7% | 22 |
| *Acteocina canaliculata* | 503 | 3.0% | 13 |
| *Polygordius jouinae* | 497 | 3.0% | 4 |
| *Tharyx acutus* | 461 | 2.8% | 14 |
| *Ninoe nigripes* | 373 | 2.2% | 13 |
| Nemertea | 365 | 2.2% | 22 |
| *Exogone dispar* | 350 | 2.1% | 15 |
| *Prionospio cirrifera* | 350 | 2.1% | 19 |
| *Opisthodonta longocirrata* | 338 | 2.0% | 6 |
| *Nucula proxima* | 323 | 1.9% | 22 |
| *Spiophanes bombyx* | 293 | 1.8% | 14 |
| *Dipolydora socialis* | 285 | 1.7% | 15 |
| *Euclymene collaris* | 257 | 1.5% | 18 |
| *Astyris lunata* | 228 | 1.4% | 14 |
| *Glycinde solitaria* | 215 | 1.3% | 22 |
| *Ameritella agilis* | 191 | 1.1% | 15 |
| *Japonactaeon punctostriatus* | 170 | 1.0% | 17 |

## 3.3 Quality Control

Grain size, TOC, PCB, and benthic infauna results from the field and laboratory-based QC are reported in laboratory data packages provided in Appendices C through E. Results from the analysis of the field and laboratory-based QC samples were evaluated against the MPC as described in Worksheet #12 and #28 of the QAPP (AECOM, 2020b) to assess accuracy and precision.

### 3.3.1 Field Replicates

Four field replicates were collected for chemistry during the LTM VII sampling event. Collection of field replicates consisted of a second grab collected from a co-located station from the parent sample. The relative percent difference (RPD) between PCB and TOC data met MPC criteria (≤ 50% RPD) in all cases, with the exception of Total PCB concentration for station 123 (Table 3-7). The RPD for station 123 Total PCB results was just outside of the acceptance criteria at 55.46%. Results were qualified (J) during data validation. For full data validation reports, refer to Appendix F. Chemistry grab field replicates were not subsampled for grain size analysis because benthic grabs were sampled in triplicate and each was subsampled for grain size analysis.

**Table 3-7. Total PCB and TOC in Field Replicates Results with RPD (Surface top 2 cm)**

| Station | Total PCB (ppm) | | RPD | TOC (%) | | RPD |
|---|---|---|---|---|---|---|
| | Parent | Field Replicate | | Parent | Field Replicate | |
| 123 | 21.50 | 38.00 | 55.46 | 3.35 | 3.29 | 1.81 |
| 237 | 2.08 | 2.43 | 15.52 | 1.79 | 2.02 | 12.07 |
| 310 | 0.65 | 0.72 | 11.13 | 1.03 | 1.12 | 8.37 |
| 325 | 0.42 | 0.39 | 8.10 | 1.61 | 1.59 | 1.25 |

### 3.3.2 Laboratory Quality Control Samples

The review of the laboratory QC data for the grain size, TOC, and PCB analyses is documented in quality assurance narratives within each laboratory's data reports, provided in Appendices C through E.

The grain size fractions reported were gravel, very coarse sand, coarse sand, medium sand, fine sand, very fine sand, silt, and clay. The precision between grain size fraction results, for laboratory duplicates and field replicates, met the QAPP MPC for the fine grained fractions (i.e., silt, clay and sand) but was more variable for the coarser fractions (e.g., gravel, very coarse sand) that were measured at levels closer to the detection limits.

For TOC, the method blanks were free of contamination. The RPD for the lab duplicates met the MPC (25%). The LCS recoveries were within acceptance criteria, which were within the MPC of 75 to 125%. Some laboratory matrix spike recoveries did not meet MPC. The results are usable for project objectives but may be biased high or low. Details related to MS recoveries are presented in Appendix D.

For PCB analyses, laboratory-based QC samples met MPC for LCS and surrogate recoveries. Laboratory method blanks were either free of contamination or were considered insignificant compared to sample results. MPC were not met for some matrix spike recoveries and/or precision, SRM recoveries, and/or LCS precision. The results are usable for project objectives but may be biased high or low. Details related to MS and SRM recoveries and LCS precision are provided in Appendix D.

The benthic community analysis laboratory QC followed EMAP protocols, which consisted of a review of accuracy for sorting, identification, and data entry. Results indicated that the sorting and identification accuracy rates were above standard levels for taxonomy and all samples passed QC with little or no corrective measures. The sorting QC results ranged from 90 to100% for the 17 samples analyzed. The taxonomy QC results ranged from 92.3 to 100% for all 48 samples/taxa reviewed. All taxonomic data were entered into spreadsheets and data were checked for accuracy against original taxonomic data sheets, which were also checked for completeness and accuracy prior to data entry. No data entry errors were identified. The benthic laboratory data were found to be acceptable.

# 4. Discussion

This section provides a brief discussion of the LTM (1993-2020) data for total PCB and benthic infauna.

Following with the trends since the introduction of the LTM program in 1993, total PCB concentrations are generally highest in the Upper Harbor and decrease along a gradient to the Outer Harbor. Table 4-1 shows that in 2020, average total PCB concentrations in the Upper Harbor have shown a notable decrease from LTM VI (2014), but concentrations increased slightly in the Lower Harbor. Concentrations of total PCBs in the Outer Harbor were unchanged between 2014 and 2020. The decrease in average Total PCB concentration in the Upper Harbor is likely attributable to the completion of the Upper Harbor subtidal dredging in March of 2020.

**Table 4-1. Average Total PCB Concentrations in the Surface Sediment (top 2 cm) at New Bedford Harbor, LTM 1993 to 2020**

| Area | Total PCB (ppm) | | | | | | |
|---|---|---|---|---|---|---|---|
| | 2020 | 2014 | 2009[1] | 2004[1] | 1999[1] | 1995[1] | 1993[1] |
| Upper Harbor | 32.6 | 83 | 75 | 61 | 109 | 139 | 109 |
| Lower Harbor | 4.9 | 2.8 | 5.1 | 4.8 | 7.2 | 7.2 | 74 |
| Outer Harbor | 0.3 | 0.2 | 0.2 | 0.2 | 0.4 | 0.4 | 0.8 |

[1] 2009-1993 Total PCB values taken from Nelson and Bergen (2012) which are surface weighted values; 2014 and 2020 values are the arithmetic mean. Because all sample hexagons within each Harbor area are the same size, the surface weighted value and arithmetic mean results are the same value.

Benthic community infauna species richness and abundance continued to follow trends observed during LTM VI in 2014. Species richness is lowest in the Upper Harbor and increases north to south through New Bedford Harbor, with the highest species richness occurring in the Outer Harbor. Total abundance is greatest in the Upper Harbor and lowest in the Outer Harbor. Species richness numbers sitewide are comparable between LTM VI and LTM VII. Total abundance for the Lower and Outer Harbors is also similar between LTM VI and LTM VII, however the densities in the Upper Harbor vary between events. This is likely due to the March 2020 completion of the Upper Harbor subtidal dredging, which included removal of subtidal sediment from significant portions of the Upper Harbor. The majority of the Upper Harbor subtidal dredging program took place in between LTM events VI (2014) and VII (2020), which appears to have given the benthic community an insufficient amount of time to recover before the LTM VII survey. Despite this, the Upper Harbor still hosts the greatest benthic community density across the three Harbor areas.

Identified taxa sitewide is also fairly consistent between LTM VII 2020 and past LTM programs. Opportunistic, tolerant species such as polychaete *Streblospio benedicti* and bivalve *Mulinia lateralis* continue to be the dominant species in the dynamic Upper and Lower Harbors. While the more stable, yet variable benthic habitats of the Outer Harbor support a wider variety of benthic infauna, including attached gastropods, such as *Credipula fornicata* and *Boonea seminuda*, soft sediment bivalves, and both surface and deep soft sediment burrowers, including oligochaetes and many diverse polychaetes. The high species richness yet low density further demonstrates the complexity of the environment and benthic community in the Outer Harbor.

# 5. References

AECOM, 2020a. Long-Term Monitoring VII Field Sampling Plan – Draft Final. New Bedford Harbor Superfund Site, New Bedford, Massachusetts.

AECOM, 2020b. Draft Quality Assurance Project Plan Addendum Revision 10.2. Environmental Monitoring, Sampling, and Analysis. New Bedford Harbor Superfund Site, New Bedford, Massachusetts.

Battelle. 2015. Final Summary Report, New Bedford Harbor Long Term Monitoring VI, New Bedford Harbor Superfund Site, New Bedford, Massachusetts. Prepared under Contract W912WJ-12-D-0004 Delivery Order No 0019 for the U.S. Army Corps of Engineers New England District, Concord, MA. September 2015.

United States Environmental Protection Agency (EPA). 1995. Environmental Monitoring and Assessment Program (EMAP): Laboratory Methods Manual – Estuaries, Volume I: Biological and Physical Analyses, Office of Research and Development, Narragansett, RI. EPA/620/R-95/008.

EPA. 1998. Administrative Record Index, OU 01 Upper and Lower Harbor, Record of Decision (ROD), September 25.

EPA. 2013. EPA New England Environmental Data Review Supplement for Regional Data Review Elements and Superfund Specific Guidance/Procedures. U.S EPA New England Quality Assurance Unit, Office of Environmental Measurement and Evaluation. EQADR-Supplement0, April 22, 2013.

Long, E.R., D.D. MacDonald, S.L. Smith, and F.D. Calder. 1995. Incidence of adverse biological effects with ranges of chemical concentrations in marine and estuarine sediments. Environmental Management 19(1):81–97.

Nelson, W.G. and B.J. Bergen. 2012. The New Bedford Harbor Superfund site long-term monitoring program (2003-2009). Environmental Monitoring and Assessment, December 2012, Volume 184,

Versar, Inc. 1991. EMAP Near-Coastal Laboratory Procedures – MacroBenthic Community Assessment Revised. February 1, 1991.

# Appendix A **Final Field Survey Report**

AECOM Imagine it. Delivered.

# Field Survey Report

## Field Sampling in Support of New Bedford Harbor Long-Term Monitoring VII

New Bedford Harbor Superfund Site

USACE Contract No.: W912WJ-12-D-003
Delivery Order No. W912WJ17F0021

Prepared for

U.S. Army Corps of Engineers
New England District
Concord, Massachusetts

October 22, 2020

# Table of Contents

1. Introduction ..... 4
2. Methods ..... 9
   2.1 In Situ Sensor Data Collection ..... 9
   2.2 Sediment Grab Sample Collection and Processing ..... 11
3. Survey Chronology ..... 12
4. Survey Results ..... 25
5. Problems Experienced, Actions Taken, and Recommendations ..... 25
6. References ..... 25

# Attachments

Attachment A Field Data Sheets

Attachment B Chain of Custody Logs

Attachment C GPS Calibration Information

Attachment D Daily Tailgate Safety Meeting Record Forms

# Figures

Figure 1 Overview of New Bedford Harbor LTM Sampling Locations ..... 5
Figure 2 Area 1 (Upper Harbor) LTM Sampling Locations ..... 6
Figure 3 Area 2 (Lower Harbor) LTM Sampling Locations ..... 7
Figure 4 Area 3 (Outer Harbor) LTM Sampling Locations ..... 8

# Tables

Table 1 In Situ Data Water Quality Data from New Bedford Harbor LTM VII Collections ..... 9
Table 2 Sample Chronology ..... 13

# Acronyms

| | |
|---|---|
| °C | degrees Celsius |
| AED | Atlantic Ecology Division |
| dGPS | differential global positioning system |
| EPA | Environmental Protection Agency |
| FSP | Field Sampling Plan |
| LTM | Long-term monitoring |
| NAE | U.S. Army Corps of Engineers, New England District |
| NBH | New Bedford Harbor |
| OSI | Ocean Surveys, Inc. |
| PCB | Polychlorinated Biphenyls |
| QAPP | Quality Assurance Project Plan |
| ROD | Record of Decision |
| RTK | Real Time Kinematic |
| TOC | total organic carbon |
| USACE | U.S. Army Corps of Engineers |

# 1. Introduction

In order to assess the effectiveness of the New Bedford Harbor Superfund remediation efforts, a long-term environmental monitoring plan has been developed by the U.S. Environmental Protection Agency's Research Laboratory, Atlantic Ecology Division (EPA AED) in Narragansett, Rhode Island. This plan incorporates an intensive sampling and analysis effort for the purpose of quantifying the long-term environmental effects of reduced polychlorinated biphenyl (PCB) levels in the sediments and water column of the New Bedford Harbor estuary as a result of remediation efforts. The six previous sampling rounds for this program include the "baseline" sampling event conducted in October 1993 (long-term monitoring [LTM] I), a second event (LTM II) conducted immediately after removal of the "hot spot" sediments in October of 1995 and four subsequent events conducted in 1999, 2004, 2009, and 2014 (LTM III, IV, V, and VI).

This Survey Report describes the sampling activities conducted under the seventh round of sampling and analysis (LTM VII). This work was performed by AECOM for the U.S. Army Corps of Engineers New England District (USACE NAE). Ocean Surveys Inc. (OSI) participated in the collection activities as a subcontractor to AECOM.

The overall objective of LTM VII was to gather chemical, biological, and physical data for sediments currently in place after multiple years of dredging. Sampling was conducted at 79 separate stations located in three distinct geographical areas of New Bedford Harbor (Figure 1):

- Area 1 – Wood Street to the Coggeshall Street Bridge (27 stations, Figure 2)
- Area 2 – Coggeshall Street Bridge to Hurricane Barrier (29 stations, Figure 3)
- Area 3 – Hurricane Barrier to edge of Fishing Closure Area 3 (23 stations, Figure 4)

Sediment samples were collected at each of the 79 stations for chemical (PCBs and total organic carbon [TOC] content), physical (grain size), and biological (benthic species enumeration) analyses. In situ field measurements (temperature, salinity, turbidity, and dissolved oxygen) were also collected. The actual sampling locations in each of the areas are shown in Figures 2, 3 and 4.

This survey report describes the activities conducted during sampling and provides a synopsis of some preliminary observations from the survey. A description of survey methods is provided in Section 2. A chronological summary of survey activities for grab sampling and in situ data collection is provided in Section 3. Preliminary survey results are provided in Section 4. A description of survey problems and corrective actions, as well as recommendations for future surveys, can be found in Section 5.

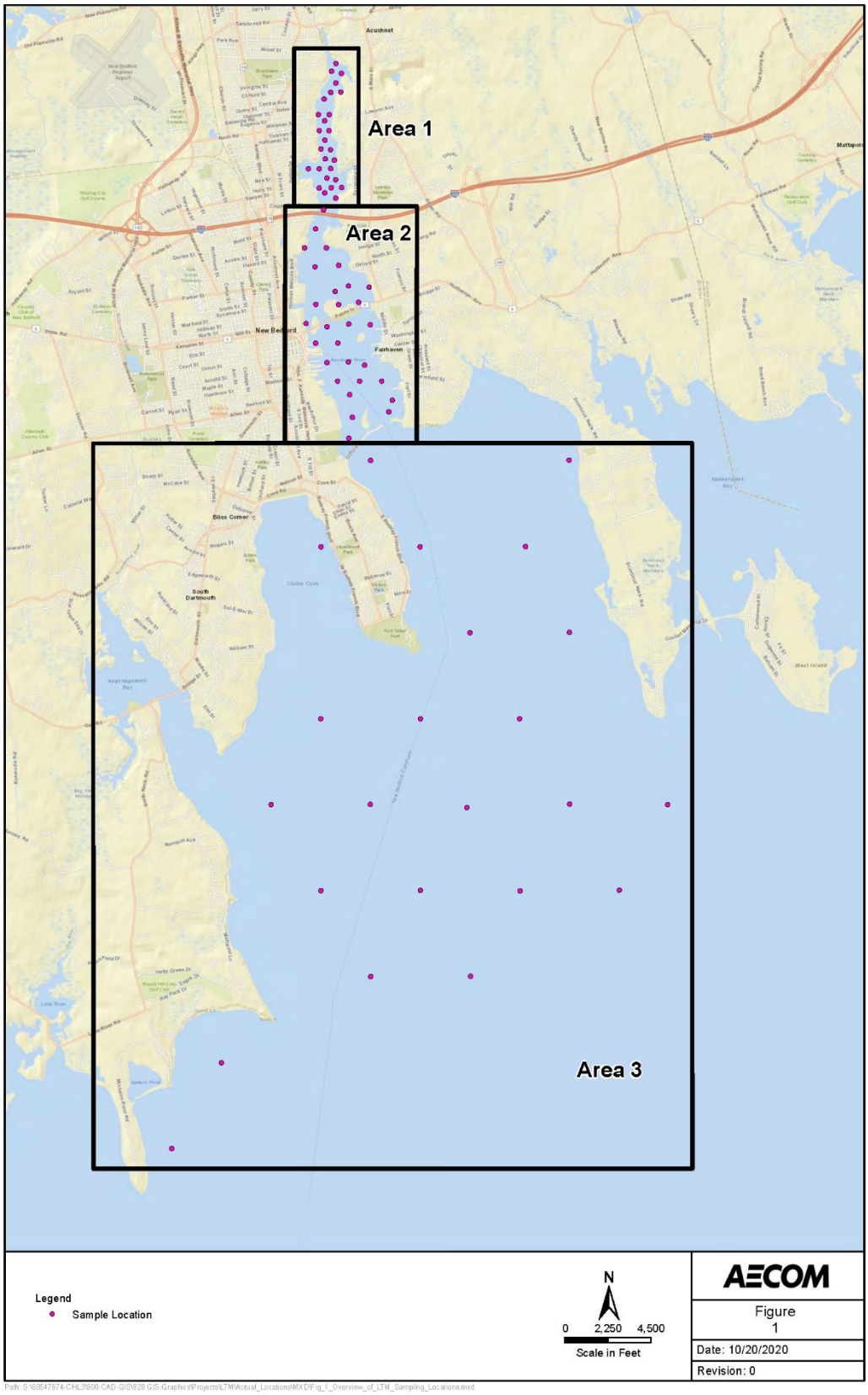


**Figure 1 Overview of New Bedford Harbor LTM Sampling Locations**

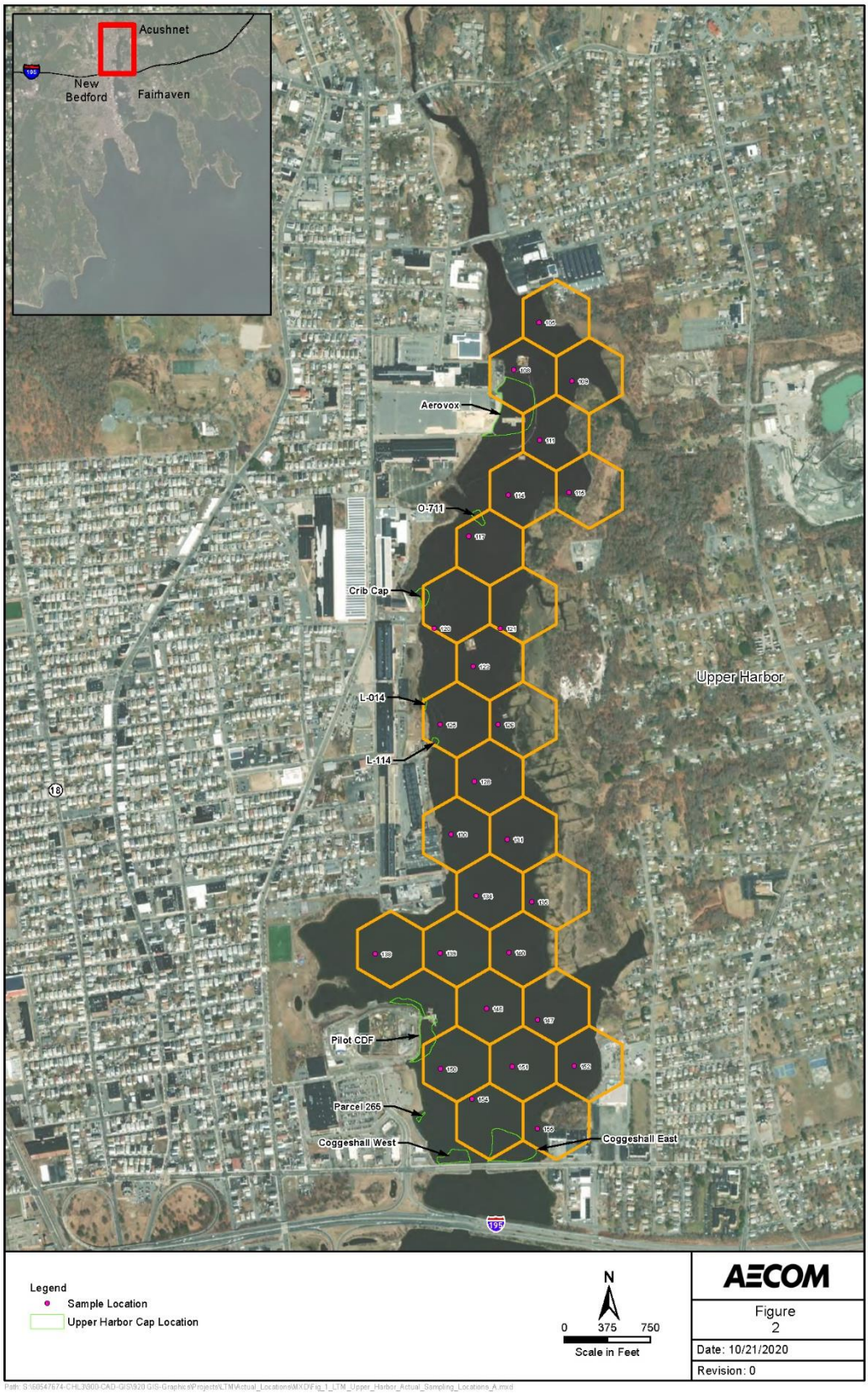


**Figure 2 Area 1 (Upper Harbor) LTM Sampling Locations**

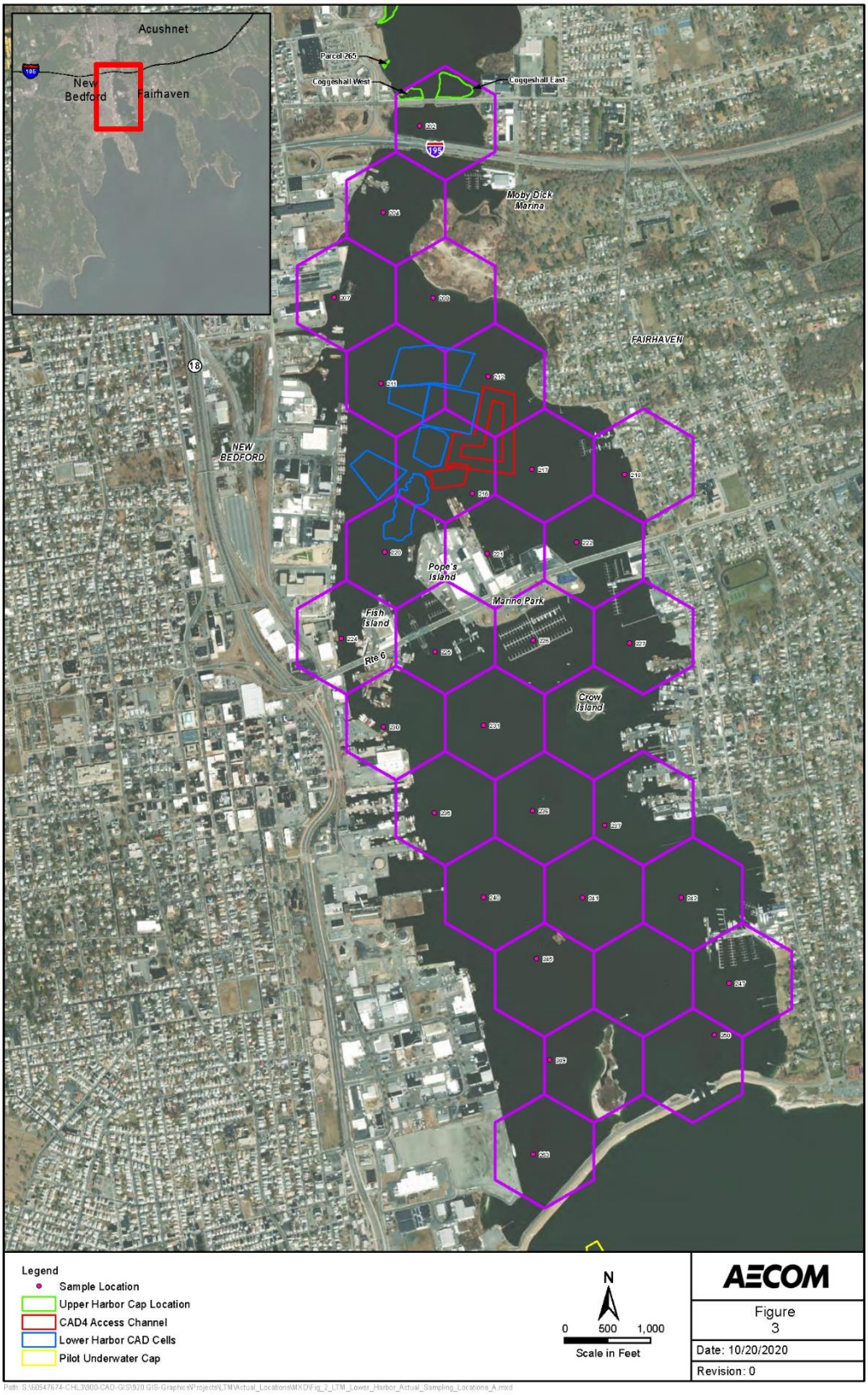


**Figure 3 Area 2 (Lower Harbor) LTM Sampling Locations**

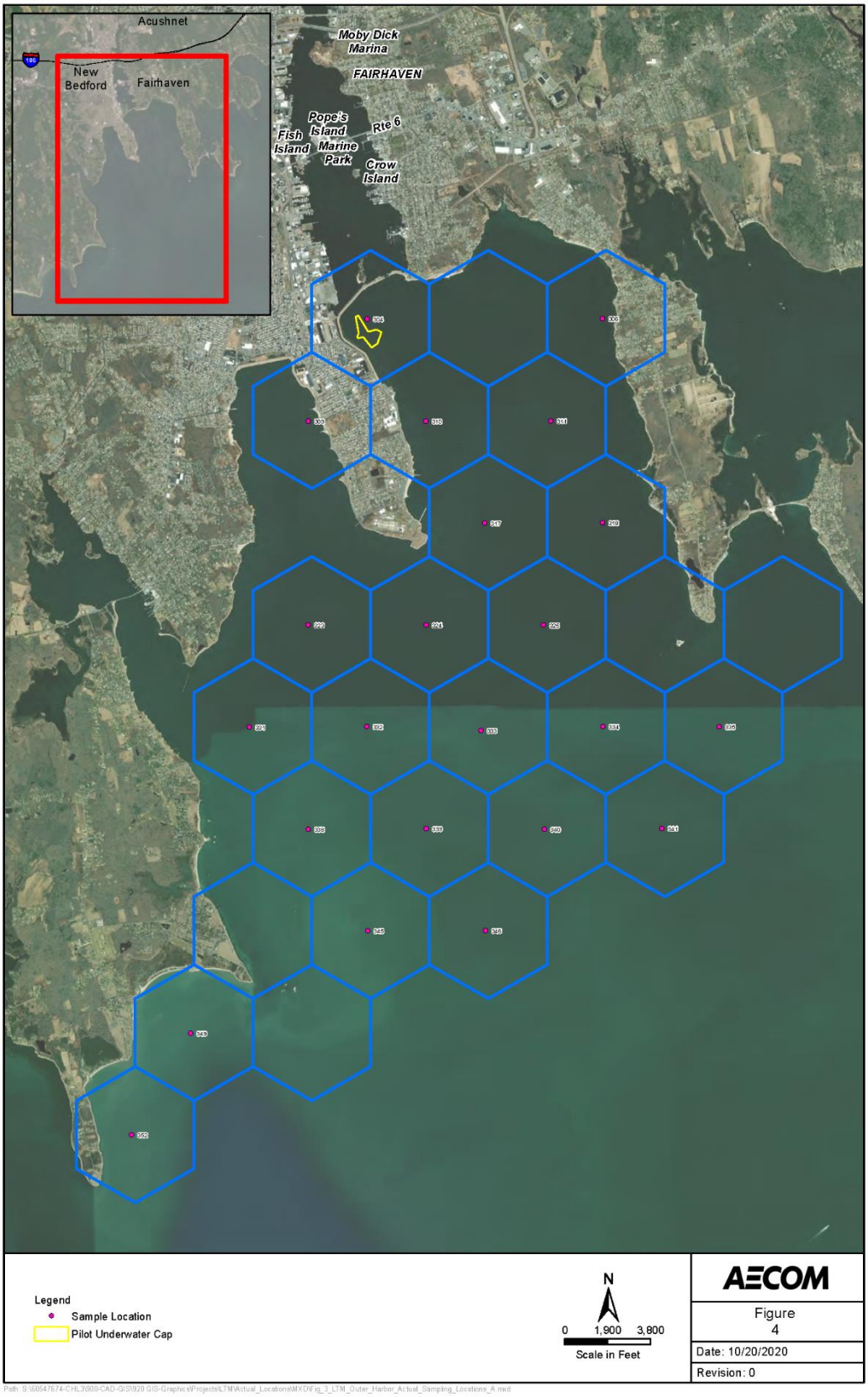


**Figure 4 Area 3 (Outer Harbor) LTM Sampling Locations**

# 2. Methods

Details on the survey/sampling methods can be found in the Long-Term Monitoring VII Field Sampling Plan – Draft Final (FSP, AECOM, 2020a) and in the Quality Assurance Project Plan Addendum Revision 10.2 (QAPP; AECOM, 2020b).

Field collections were performed using two separate field teams each equipped with its own vessel, crews, and full set of sampling equipment. The two vessels were the Sigma T, a 25-ft privateer single engine survey vessel, and the Willing, a 25-foot twin engine survey vessel.

The sampling program took place from September 21 through September 29, 2020 and October 1 through October 2, 2020. Sampling was not performed on September 30, 2020 because of high winds and thunderstorms. The sampling team for the Sigma T included Helen Jones and Briley Barra from AECOM and Casey McFarland and Evan Shalagan from OSI. Maura Surprenant of AECOM was also on board for October 1 and 2, 2020. The sampling team on the Willing included Steve Howe and Darron Kriegel from AECOM and Ben Jackson and Mike Wallace from OSI.

## 2.1 In Situ Sensor Data Collection

At each station, in situ water quality measurements were taken prior to the collection of sediment samples. Measurements included salinity, temperature, turbidity, and dissolved oxygen, and are summarized in Table 1. The measurements were taken using a YSI 6920 multi-parameter water quality sonde. The sonde was manually lowered to a depth of approximately one meter from the bottom, where the depth and in situ data were recorded by hand on the station log sheets.

Navigation data were stored electronically in a field laptop computer connected to a Real Time Kinematic (RTK) differential global positioning system (dGPS) unit and also recorded on the station log sheets.

**Table 1 In Situ Data Water Quality Data from New Bedford Harbor LTM VII Collections**

| Station ID | Date | Easting (ft) | Northing (ft) | Reading Depth (ft) | Temperature (deg C) | Salinity PSU,ppt) | Turbidity (NTU) | Dissolved Oxygen (mg/l) |
|---|---|---|---|---|---|---|---|---|
| 105 | 09/21/2020 | 815946.7 | 2707639.2 | 3.3 | 15.5 | 30.9 | 3.6 | 7.8 |
| 108 | 09/21/2020 | 815726.8 | 2707226.7 | 7.8 | 16.1 | 30.7 | 5.1 | 6.0 |
| 109 | 09/21/2020 | 816233.0 | 2707128.8 | 5.2 | 16.3 | 30.9 | 11.0 | 6.8 |
| 111 | 09/21/2020 | 815952.4 | 2706610.8 | 9.2 | 16.5 | 31.0 | 3.3 | 6.9 |
| 114 | 09/21/2020 | 815678.2 | 2706133.5 | 7.0 | 16.8 | 31.0 | 5.6 | 7.1 |
| 115 | 09/21/2020 | 816207.5 | 2706156.3 | 3.7 | 16.2 | 31.0 | 3.8 | 6.9 |
| 117 | 09/21/2020 | 815333.2 | 2705774.2 | 4.4 | 16.9 | 31.0 | 11.3 | 7.4 |
| 120 | 09/21/2020 | 815031.6 | 2704970.5 | 7.0 | 16.2 | 31.0 | 3.9 | 6.9 |
| 121 | 09/21/2020 | 815609.1 | 2704966.9 | 3.0 | 17.1 | 30.9 | 29.4 | 7.8 |
| 123 | 09/22/2020 | 815372.3 | 2704638.2 | 5.7 | 15.7 | 31.2 | 5.5 | 6.3 |
| 125 | 09/22/2020 | 815085.1 | 2704131.4 | 7.8 | 16.0 | 31.0 | 4.7 | 7.1 |
| 126 | 09/22/2020 | 815588.3 | 2704130.0 | 1.5 | 15.8 | 30.7 | 5.3 | 7.0 |
| 128 | 09/22/2020 | 815381.6 | 2703633.0 | 8.0 | 16.1 | 31.6 | 5.5 | 6.9 |
| 130 | 09/23/2020 | 815179.2 | 2703172.9 | 7.6 | 15.7 | 31.5 | 3.6 | 7.1 |
| 131 | 09/22/2020 | 815668.4 | 2703128.4 | 7.9 | 16.6 | 31.2 | 4.8 | 7.8 |
| 134 | 09/22/2020 | 815399.7 | 2702636.6 | 11.6 | 16.8 | 31.7 | 3.8 | 7.1 |

| Station ID | Date | Easting (ft) | Northing (ft) | Reading Depth (ft) | Temperature (deg C) | Salinity PSU,ppt) | Turbidity (NTU) | Dissolved Oxygen (mg/l) |
|---|---|---|---|---|---|---|---|---|
| 135 | 09/22/2020 | 815884.2 | 2702583.7 | 2.3 | 16.5 | 31.2 | 3.4 | 7.7 |
| 138 | 09/22/2020 | 814516.1 | 2702127.3 | 3.0 | 16.5 | 31.7 | 2.3 | 7.7 |
| 139 | 09/23/2020 | 815083.7 | 2702134.3 | 3.2 | 15.7 | 31.7 | 1.3 | 7.4 |
| 140 | 09/22/2020 | 815684.9 | 2702139.6 | 8.6 | 16.8 | 31.3 | 5.7 | 7.9 |
| 146 | 09/23/2020 | 815490.3 | 2701651.3 | 8.2 | 16.1 | 31.4 | 3.7 | 7.3 |
| 147 | 09/23/2020 | 815934.2 | 2701554.2 | 1.7 | 16.3 | 31.4 | 4.3 | 7.4 |
| 150 | 09/23/2020 | 815085.6 | 2701125.3 | 10.4 | 16.0 | 31.6 | 2.1 | 7.1 |
| 151 | 09/23/2020 | 815710.6 | 2701146.5 | 5.4 | 16.7 | 31.3 | 4.8 | 8.0 |
| 152 | 09/23/2020 | 816254.2 | 2701149.4 | 5.0 | 16.4 | 31.3 | 4.0 | 7.7 |
| 154 | 09/23/2020 | 815362.2 | 2700864.0 | 18.6 | 16.4 | 31.7 | 2.9 | 7.3 |
| 155 | 09/23/2020 | 815931.3 | 2700603.1 | 2.4 | 16.7 | 31.3 | 4.9 | 8.0 |
| 202 | 09/23/2020 | 815307.7 | 2699987.5 | 13.4 | 16.9 | 31.7 | 4.0 | 7.5 |
| 204 | 09/29/2020 | 814882.5 | 2698979.9 | 19.0 | 19.5 | 31.6 | 6.0 | 6.7 |
| 207 | 09/29/2020 | 814311.9 | 2697993.9 | 1.1 | 19.3 | 31.5 | 14.5 | 6.0 |
| 208 | 09/29/2020 | 815463.1 | 2697989.1 | 2.0 | 19.2 | 31.6 | 3.1 | 6.1 |
| 211 | 09/29/2020 | 814856.9 | 2696994.5 | 9.1 | 19.3 | 31.6 | 4.5 | 6.5 |
| 212 | 09/29/2020 | 816102.4 | 2697073.4 | 3.0 | 19.8 | 31.5 | 3.7 | 5.8 |
| 216 | 09/29/2020 | 815918.5 | 2695714.8 | 3.3 | 19.7 | 31.6 | 5.1 | 6.2 |
| 217 | 09/29/2020 | 816614.4 | 2695994.7 | 6.5 | 19.7 | 31.6 | 4.9 | 6.1 |
| 218 | 10/01/2020 | 817445.6 | 2695845.3 | 4.9 | 18.9 | 31.8 | 1.8 | 6.1 |
| 220 | 10/02/2020 | 814901.9 | 2695030.5 | 32.3 | 19.3 | 31.8 | 1.3 | 6.3 |
| 221 | 10/02/2020 | 816093.8 | 2695014.6 | 2.6 | 19.2 | 31.7 | 12.6 | 6.3 |
| 222 | 10/02/2020 | 817130.8 | 2695145.6 | 11.0 | 19.1 | 31.8 | 2.0 | 6.3 |
| 224 | 10/02/2020 | 814396.8 | 2694027.1 | 31.4 | 19.8 | 31.4 | 2.9 | 5.8 |
| 225 | 10/02/2020 | 815487.5 | 2693871.9 | 33.4 | 19.6 | 31.5 | 2.1 | 6.7 |
| 226 | 10/01/2020 | 816626.7 | 2694005.2 | 5.5 | 19.5 | 31.8 | 2.0 | 6.4 |
| 227 | 10/01/2020 | 817603.2 | 2693958.3 | 2.9 | 19.5 | 31.8 | 3.6 | 6.4 |
| 230 | 10/01/2020 | 814886.2 | 2692999.2 | 20.5 | 19.8 | 31.4 | 5.9 | 6.8 |
| 231 | 10/01/2020 | 816050.5 | 2693017.2 | 28.7 | 19.8 | 31.4 | 4.8 | 6.9 |
| 235 | 10/01/2020 | 815479.8 | 2691998.1 | 24.7 | 19.7 | 31.4 | 4.3 | 6.8 |
| 236 | 10/01/2020 | 816619.3 | 2692024.3 | 30.8 | 19.7 | 31.5 | 3.7 | 7.0 |
| 237 | 10/01/2020 | 817459.0 | 2691858.2 | 24.7 | 19.5 | 31.5 | 4.1 | 6.9 |
| 240 | 09/29/2020 | 816049.4 | 2691017.8 | 28.5 | 19.2 | 31.5 | 2.8 | 8.0 |
| 241 | 09/29/2020 | 817200.7 | 2691014.2 | 30.4 | 19.0 | 31.5 | 3.3 | 7.9 |
| 242 | 09/29/2020 | 818347.9 | 2691014.7 | 16.1 | 19.4 | 31.5 | 2.8 | 7.8 |
| 245 | 09/29/2020 | 816665.6 | 2690304.8 | 7.5 | 19.5 | 31.5 | 2.7 | 7.9 |
| 247 | 09/28/2020 | 818904.2 | 2690017.8 | 5.9 | 18.4 | 31.7 | 0.8 | 6.7 |
| 249 | 09/29/2020 | 816820.4 | 2689128.9 | 4.5 | 19.3 | 31.5 | 1.5 | 8.2 |
| 250 | 9/28/2020 | 818734.2 | 2689418.3 | 30.6 | 19.3 | 31.6 | 2.6 | 8.4 |
| 253 | 09/29/2020 | 816628.0 | 2688032.2 | 31.8 | 19.0 | 31.5 | 1.8 | 8.1 |
| 304 | 09/28/2020 | 817770.5 | 2686855.6 | 6.6 | 18.6 | 31.8 | 0.7 | 6.1 |
| 306 | 09/28/2020 | 828164.1 | 2686873.6 | 5.6 | 19.7 | 31.6 | 2.0 | 8.1 |
| 309 | 09/28/2020 | 815173.7 | 2682351.3 | 10.6 | 19.0 | 31.8 | 0.1 | 6.6 |

| Station ID | Date | Easting (ft) | Northing (ft) | Reading Depth (ft) | Temperature (deg C) | Salinity PSU,ppt) | Turbidity (NTU) | Dissolved Oxygen (mg/l) |
|---|---|---|---|---|---|---|---|---|
| 310 | 09/28/2020 | 820363.1 | 2682352.7 | 13.2 | 18.6 | 31.8 | 0.9 | 7.4 |
| 311 | 09/28/2020 | 825888.3 | 2682355.4 | 13.6 | 19.2 | 31.6 | 1.9 | 8.2 |
| 317 | 09/28/2020 | 822966.9 | 2677851.8 | 25.3 | 18.7 | 31.6 | 2.2 | 8.3 |
| 318 | 09/28/2020 | 828172.4 | 2677864.6 | 16.9 | 18.9 | 31.7 | 1.9 | 7.8 |
| 323 | 09/25/2020 | 815163.5 | 2673348.8 | 21.4 | 17.1 | 32.0 | 0.1 | 7.5 |
| 324 | 09/25/2020 | 820370.5 | 2673348.9 | 25.0 | 16.8 | 31.9 | 0.1 | 7.2 |
| 325 | 09/25/2020 | 825563.2 | 2673347.1 | 28.6 | 17.0 | 32.0 | 0.0 | 7.8 |
| 331 | 09/25/2020 | 812565.9 | 2668845.9 | 20.2 | 17.1 | 32.0 | 0.3 | 7.5 |
| 332 | 09/25/2020 | 817759.1 | 2668864.0 | 24.8 | 17.8 | 31.6 | 2.9 | 7.5 |
| 333 | 09/25/2020 | 822802.0 | 2668689.0 | 16.4 | 17.7 | 31.6 | 2.7 | 7.7 |
| 334 | 09/25/2020 | 828184.6 | 2668870.5 | 34.7 | 17.4 | 31.6 | 4.0 | 7.9 |
| 335 | 09/24/2020 | 833328.1 | 2668853.4 | 24.4 | 17.4 | 31.5 | 3.1 | 7.6 |
| 338 | 09/24/2020 | 815165.1 | 2664340.2 | 26.1 | 17.3 | 31.8 | 1.0 | 7.4 |
| 339 | 09/24/2020 | 820372.9 | 2664364.2 | 36.2 | 17.8 | 31.6 | 2.6 | 7.2 |
| 340 | 09/25/2020 | 825590.8 | 2664336.3 | 33.2 | 17.6 | 31.6 | 3.1 | 7.6 |
| 341 | 09/24/2020 | 830784.7 | 2664378.8 | 32.1 | 17.4 | 31.6 | 3.7 | 7.7 |
| 345 | 09/24/2020 | 817788.2 | 2659850.3 | 39.8 | 17.9 | 31.6 | 12.8 | 7.5 |
| 346 | 09/24/2020 | 822996.6 | 2659868.1 | 36.7 | 17.8 | 31.6 | 4.3 | 7.8 |
| 349 | 09/24/2020 | 809968.3 | 2655329.2 | 22.4 | 17.4 | 31.9 | 0.3 | 7.5 |
| 352 | 09/24/2020 | 807353.2 | 2650841.5 | 15.2 | 17.4 | 31.9 | 3.1 | 7.5 |

## 2.2 Sediment Grab Sample Collection and Processing

Grab samples for chemistry analysis were collected at all of the stations using a 0.04-$m^2$ Van Veen grab sampler. Each grab was inspected for acceptability. If the grab was deemed unacceptable, it was discarded over the side of the vessel in an area that would avoid contaminating subsequent samples and the equipment was rinsed with site water. Once the grab was deemed acceptable, the top 2 cm were transferred to a clean, dedicated aluminum mixing pan and the material was homogenized using a dedicated spoon. Care was taken to avoid taking sediment which had contacted the sides of the grab to reduce potential cross contamination. Sufficient material was collected for grain size, PCB, and TOC analysis. The sample containers were then labeled and stored on ice until being transferred to the field sample custodian on shore.

Grab samples for infauna analysis, and associated grain size, were collected concurrently with the grabs for compositing described above. The infauna grab samples were collected using a 0.04-$m^2$ Van Veen grab sampler. Triplicate grabs for infauna analysis were taken at each station. Once the grab was deemed acceptable, a grain size sample was obtained by collecting a small core through the entire depth of the grab, thereby representing the entire depth of the grab. This was repeated until 250 mL of sediment was removed for the grain size sample. The remaining material was transferred to a sieving station and passed through a 0.5 mm sieve. All material remaining in the sieve was transferred to clean plastic jar, preserved with 10% formaldehyde, borax, and site water, and then labeled. Grain size samples were stored on ice until being transferred to the field sample custodian.

For both the sediment and infauna grabs, the vessel was moved slightly while on station to avoid resampling the same location. After each station was completed, the grab samplers were decontaminated with liquinox and water and rinsed with site water.

# 3. Survey Chronology

The sampling program for LTM VII took place from September 21 through September 29 and October 1 through October 2, 2020. The survey vessels were mobilized to Marine Hydraulics prior to starting the sampling program. Supplies and equipment were transferred to the Area D trailer in New Bedford Harbor, MA. On October 1, 2020 an internal QA audit was conducted by AECOM to ensure all sampling procedures followed the procedures outlined in the QAPP (AECOM, 2020b). Table 2 summarizes the chronology of sampling days for the vessels.

Demobilization of the Willing occurred after sampling was completed on October 2, 2020 and the Sigma T was demobilized on October 3, 2020. PCB and TOC samples were transferred to Alpha Analytical Laboratory on a daily basis with the final samples transferred on October 2, 2020. Benthic infauna samples were transferred to Normandeau Associated in two batches, on September 28 and October 5, 2020. All grain size samples were transferred to GeoTesting Express on October 5, 2020.

**Table 2 Sample Chronology**

| Station/ Grab ID | Vessel | Date | Time | Easting (ft) | Northing (ft) | XY Delta (ft) | Water Elevation (NAVD88, ft) | Water Depth (ft) | Sediment Elevation (NAVD88, ft) | Comments |
|---|---|---|---|---|---|---|---|---|---|---|
| 105-01 | Sigma-T | 09/21/2020 | 9:25 | 815946.7 | 2707639.2 | 4.6 | 1.19 | 6.4 | -5.2 | Unsuccessful grabs due to oysters caught in jaws of sampler |
| 105-02 | Sigma-T | 09/21/2020 | 10:25 | 815941.0 | 2707630.0 | 13.7 | 2.42 | 6.4 | -4.0 | |
| 105-03 | Sigma-T | 09/21/2020 | 11:01 | 815841.6 | 2707631.9 | 109.9 | 2.87 | 6.4 | -3.5 | |
| 105-04 | Sigma-T | 09/21/2020 | 11:20 | 815838.2 | 2707652.5 | 113.9 | 3.11 | 6.4 | -3.3 | |
| 108-01 | Willing II | 09/21/2020 | 9:29 | 815726.8 | 2707226.7 | 22.3 | 1.29 | 10.9 | -9.6 | |
| 108-02 | Willing II | 09/21/2020 | 10:02 | 815691.1 | 2707241.2 | 18.4 | 2.00 | 10.2 | -8.2 | |
| 108-03 | Willing II | 09/21/2020 | 10:14 | 815694.9 | 2707255.5 | 28.6 | 2.23 | 9.9 | -7.7 | |
| 108-04 | Willing II | 09/21/2020 | 10:35 | 815698.2 | 2707226.0 | 6.9 | 2.55 | 8.9 | -6.4 | |
| 109-01 | Willing II | 09/21/2020 | 11:02 | 816233.0 | 2707128.8 | 12.7 | 2.86 | 7.7 | -4.8 | |
| 109-02 | Willing II | 09/21/2020 | 11:18 | 816223.9 | 2707144.5 | 18.7 | 3.11 | 7.4 | -4.3 | |
| 109-03 | Willing II | 09/21/2020 | 11:33 | 816235.2 | 2707140.3 | 6.7 | 3.22 | 7.4 | -4.2 | |
| 109-04 | Willing II | 09/21/2020 | 11:51 | 816244.8 | 2707151.1 | 13.3 | 3.29 | 7.2 | -3.9 | |
| 111-01 | Sigma-T | 09/21/2020 | 11:30 | 815952.4 | 2706610.8 | 26.2 | 3.19 | 12.9 | -9.7 | |
| 111-02 | Sigma-T | 09/21/2020 | 12:00 | 815935.9 | 2706639.1 | 16.9 | 3.33 | 12.9 | -9.6 | |
| 111-03 | Sigma-T | 09/21/2020 | 12:10 | 815955.0 | 2706639.4 | 3.4 | 3.32 | 13.2 | -9.9 | |
| 111-04 | Sigma-T | 09/21/2020 | 12:45 | 815939.0 | 2706660.5 | 27.2 | 3.02 | 12.4 | -9.4 | |
| 114-01 | Willing II | 09/21/2020 | 12:23 | 815678.2 | 2706133.5 | 14.6 | 3.24 | 10.2 | -7.0 | |
| 114-02 | Willing II | 09/21/2020 | 12:46 | 815663.4 | 2706149.9 | 14.2 | 2.98 | 10.8 | -7.8 | |
| 114-03 | Willing II | 09/21/2020 | 13:02 | 815665.7 | 2706146.9 | 11.4 | 2.84 | 10.6 | -7.8 | |
| 114-04 | Willing II | 09/21/2020 | 13:15 | 815679.2 | 2706139.6 | 15.9 | 2.64 | 9.9 | -7.3 | |
| 115-01 | Sigma-T | 09/21/2020 | 13:15 | 816207.5 | 2706156.3 | 38.5 | 2.64 | 7.3 | -4.7 | |
| 115-02 | Sigma-T | 09/21/2020 | 13:39 | 816208.4 | 2706143.0 | 32.6 | 2.27 | 6.5 | -4.2 | |
| 115-03 | Sigma-T | 09/21/2020 | 13:57 | 816217.4 | 2706140.2 | 23.3 | 1.98 | 5.4 | -3.4 | |
| 115-04 | Sigma-T | 09/21/2020 | 14:23 | 816221.6 | 2706139.2 | 18.8 | 1.41 | 5.0 | -3.6 | |
| 117-01 | Willing II | 09/21/2020 | 14:03 | 815333.2 | 2705774.2 | 13.1 | 1.90 | 7.0 | -5.1 | |
| 117-02 | Willing II | 09/21/2020 | 14:16 | 815349.9 | 2705800.2 | 21.4 | 1.60 | 7.5 | -5.9 | |

| Station/ Grab ID | Vessel | Date | Time | Easting (ft) | Northing (ft) | XY Delta (ft) | Water Elevation (NAVD88, ft) | Water Depth (ft) | Sediment Elevation (NAVD88, ft) | Comments |
|---|---|---|---|---|---|---|---|---|---|---|
| 117-03 | Willing II | 09/21/2020 | 14:39 | 815363.9 | 2705776.6 | 32.9 | 1.12 | 5.9 | -4.8 | Sheen on water |
| 117-04 | Willing II | 09/21/2020 | 14:54 | 815355.3 | 2705817.5 | 37.7 | 0.98 | 7.9 | -6.9 | |
| 120-01 | Sigma-T | 09/21/2020 | 14:55 | 815031.6 | 2704970.5 | 5.2 | 0.96 | 9.9 | -8.9 | |
| 120-02 | Sigma-T | 09/21/2020 | 15:24 | 815031.0 | 2704970.0 | 4.9 | 0.67 | 9.7 | -9.0 | Moderate sheen on water |
| 120-03 | Sigma-T | 09/21/2020 | 15:38 | 815051.2 | 2704961.7 | 26.6 | 0.46 | 9.5 | -9.0 | |
| 120-04 | Sigma-T | 09/21/2020 | 16:02 | 815044.1 | 2704994.6 | 27.9 | 0.15 | 8.6 | -8.4 | Trace sheen on water |
| 121-01 | Willing II | 09/21/2020 | 15:28 | 815609.1 | 2704966.9 | 3.2 | 0.63 | 4.0 | -3.4 | |
| 121-02 | Willing II | 09/21/2020 | 15:37 | 815573.5 | 2704980.5 | 35.9 | 0.47 | 4.3 | -3.8 | |
| 121-03 | Willing II | 09/21/2020 | 15:43 | 815597.2 | 2704965.5 | 9.0 | 0.39 | 4.0 | -3.6 | |
| 121-04 | Willing II | 09/21/2020 | 16:08 | 815613.6 | 2705001.0 | 36.1 | 0.19 | 4.0 | -3.8 | |
| 123-01 | Sigma-T | 09/22/2020 | 8:51 | 815372.3 | 2704638.2 | 2.4 | -0.06 | 8.4 | -8.5 | |
| 123-02 | Sigma-T | 09/22/2020 | 9:04 | 815376.7 | 2704639.1 | 4.4 | 0.08 | 9.1 | -9.0 | Trace sheen on water |
| 123-03 | Sigma-T | 09/22/2020 | 9:15 | 815377.1 | 2704632.5 | 5.1 | 0.24 | 9.2 | -9.0 | |
| 123-04 | Sigma-T | 09/22/2020 | 9:30 | 815377.1 | 2704629.8 | 7.3 | 0.56 | 8.9 | -8.3 | |
| 123-01-REP | Sigma-T | 09/22/2020 | 9:55 | 815378.5 | 2704630.2 | 7.8 | 0.76 | 9.6 | -8.8 | Replicate for chemistry |
| 125-01 | Willing II | 09/22/2020 | 9:01 | 815085.1 | 2704131.4 | 3.5 | 0.03 | 10.5 | -10.5 | Some sheen |
| 125-02 | Willing II | 09/22/2020 | 9:16 | 815114.2 | 2704128.8 | 30.3 | 0.28 | 10.4 | -10.1 | Some sheen |
| 125-03 | Willing II | 09/22/2020 | 9:41 | 815074.3 | 2704157.5 | 24.9 | 0.71 | 10.6 | -9.9 | Some sheen |
| 125-04 | Willing II | 09/22/2020 | 9:58 | 815073.1 | 2704144.4 | 14.9 | 0.77 | 10.2 | -9.4 | Some sheen |
| 126-01 | Willing II | 09/22/2020 | 11:06 | 815588.3 | 2704130.0 | 75.7 | 2.18 | 3.2 | -1.0 | |
| 126-02 | Willing II | 09/22/2020 | 11:18 | 815593.6 | 2704117.8 | 72.3 | 2.37 | 4.0 | -1.6 | |
| 126-03 | Willing II | 09/22/2020 | 11:35 | 815606.4 | 2704129.5 | 57.6 | 2.64 | 4.2 | -1.6 | |
| 126-04 | Willing II | 09/22/2020 | 11:50 | 815618.2 | 2704120.0 | 48.0 | 2.80 | 3.5 | -0.7 | |
| 128-01 | Sigma-T | 09/22/2020 | 11:02 | 815381.6 | 2703633.0 | 6.8 | 2.10 | 11.0 | -8.9 | Moderate sheen on water |
| 128-02 | Sigma-T | 09/22/2020 | 11:15 | 815372.2 | 2703633.7 | 2.6 | 2.32 | 15.0 | -12.7 | Moderate sheen on water |
| 128-03 | Sigma-T | 09/22/2020 | 11:47 | 815369.7 | 2703632.0 | 5.5 | 2.77 | 15.4 | -12.6 | Trace sheen on water |
| 128-04 | Sigma-T | 09/22/2020 | 12:07 | 815370.9 | 2703622.7 | 11.9 | 3.02 | 15.7 | -12.7 | Trace sheen on water |
| 130-01 | Sigma-T | 09/23/2020 | 10:09 | 815179.2 | 2703172.9 | 101.6 | 1.11 | 11.1 | -10.0 | |

| Station/ Grab ID | Vessel | Date | Time | Easting (ft) | Northing (ft) | XY Delta (ft) | Water Elevation (NAVD88, ft) | Water Depth (ft) | Sediment Elevation (NAVD88, ft) | Comments |
|---|---|---|---|---|---|---|---|---|---|---|
| 130-02 | Sigma-T | 09/23/2020 | 10:30 | 815172.3 | 2703151.7 | 88.5 | 1.34 | 10.6 | -9.3 | Trace sheen on water |
| 130-03 | Sigma-T | 09/23/2020 | 10:40 | 815169.5 | 2703120.8 | 84.5 | 1.38 | 10.6 | -9.2 | Trace sheen on water |
| 130-04 | Sigma-T | 09/23/2020 | 11:12 | 815152.8 | 2703142.6 | 67.6 | 1.69 | 11.4 | -9.7 | Trace sheen on water |
| 131-01 | Willing II | 09/22/2020 | 12:16 | 815668.4 | 2703128.4 | 7.5 | 3.12 | 10.5 | -7.4 | |
| 131-02 | Willing II | 09/22/2020 | 12:32 | 815667.7 | 2703146.6 | 14.6 | 3.24 | 10.5 | -7.3 | |
| 131-03 | Willing II | 09/22/2020 | 12:56 | 815697.0 | 2703126.4 | 35.2 | 3.31 | 11.0 | -7.7 | |
| 131-04 | Willing II | 09/22/2020 | 13:13 | 815716.0 | 2703125.4 | 54.1 | 3.26 | 10.7 | -7.4 | |
| 134-01 | Sigma-T | 09/22/2020 | 13:16 | 815399.7 | 2702636.6 | 26.7 | 3.25 | 14.9 | -11.7 | |
| 134-02 | Sigma-T | 09/22/2020 | 13:31 | 815368.7 | 2702621.6 | 11.3 | 3.09 | 13.1 | -10.0 | |
| 134-03 | Sigma-T | 09/22/2020 | 13:50 | 815337.2 | 2702654.8 | 42.9 | 2.91 | 4.1 | -1.2 | Trace sheen on water |
| 134-04 | Sigma-T | 09/22/2020 | 14:10 | 815378.3 | 2702626.8 | 7.0 | 2.64 | 12.1 | -9.5 | Trace sheen on water |
| 135-01 | Willing II | 09/22/2020 | 13:42 | 815884.2 | 2702583.7 | 84.0 | 2.99 | 4.5 | -1.5 | |
| 135-02 | Willing II | 09/22/2020 | 14:12 | 815908.0 | 2702586.3 | 64.1 | 2.61 | 3.8 | -1.2 | |
| 135-03 | Willing II | 09/22/2020 | 14:27 | 815872.9 | 2702559.5 | 108.0 | 2.42 | 4.1 | -1.7 | |
| 135-04 | Willing II | 09/22/2020 | 14:42 | 815885.9 | 2702562.8 | 96.4 | 2.13 | 3.7 | -1.6 | |
| 138001 | Sigma-T | 09/22/2020 | 14:27 | 814516.1 | 2702127.3 | 10.6 | 2.42 | 6.0 | -3.6 | |
| 138-02 | Sigma-T | 09/22/2020 | 14:52 | 814505.0 | 2702131.9 | 3.6 | 1.98 | 7.8 | -5.8 | |
| 138-03 | Sigma-T | 09/22/2020 | 15:04 | 814535.9 | 2702125.8 | 29.2 | 1.74 | 7.9 | -6.2 | |
| 138-04 | Sigma-T | 09/22/2020 | 15:28 | 814508.7 | 2702123.6 | 10.4 | 1.25 | 8.2 | -7.0 | |
| 139-01 | Sigma-T | 09/23/2020 | 8:36 | 815083.7 | 2702134.3 | 0.8 | 0.43 | 6.8 | -6.4 | Unsuccessful grabs due to shells caught in jaws of sampler |
| 139-02 | Sigma-T | 09/23/2020 | 8:57 | 815092.6 | 2702132.9 | 8.3 | 0.51 | 6.0 | -5.5 | |
| 139-03 | Sigma-T | 09/23/2020 | 9:38 | 815066.1 | 2701995.1 | 140.4 | 0.89 | 6.5 | -5.6 | |
| 139-04 | Sigma-T | 09/23/2020 | 9:43 | 815219.7 | 2702036.7 | 166.8 | 0.91 | 8.2 | -7.3 | |
| 140-01 | Willing II | 09/22/2020 | 15:06 | 815684.9 | 2702139.6 | 21.6 | 1.71 | 12.0 | -10.3 | Little sheen |
| 140-02 | Willing II | 09/22/2020 | 15:20 | 815677.4 | 2702129.8 | 14.4 | 1.38 | 11.3 | -9.9 | Some sheen |
| 140-03 | Willing II | 09/22/2020 | 15:38 | 815660.5 | 2702140.6 | 6.9 | 1.08 | 12.2 | -11.1 | Some sheen |
| 140-04 | Willing II | 09/22/2020 | 15:58 | 815686.1 | 2702126.0 | 23.9 | 0.91 | 8.7 | -7.8 | Some sheen |

| Station/ Grab ID | Vessel | Date | Time | Easting (ft) | Northing (ft) | XY Delta (ft) | Water Elevation (NAVD88, ft) | Water Depth (ft) | Sediment Elevation (NAVD88, ft) | Comments |
|---|---|---|---|---|---|---|---|---|---|---|
| 146-01 | Willing II | 09/23/2020 | 8:57 | 815490.3 | 2701651.3 | 116.9 | 0.51 | 10.8 | -10.3 | Moved location because of heavy shell content |
| 146-02 | Willing II | 09/23/2020 | 9:09 | 815496.8 | 2701650.1 | 123.1 | 0.59 | 12.5 | -11.9 | Some sheen |
| 146-03 | Willing II | 09/23/2020 | 9:24 | 815485.5 | 2701650.3 | 112.0 | 0.75 | 12.6 | -11.8 | Some sheen |
| 146-04 | Willing II | 09/23/2020 | 9:40 | 815476.3 | 2701664.5 | 106.1 | 0.89 | 12.7 | -11.8 | Some sheen |
| 147-01 | Willing II | 09/23/2020 | 10:28 | 815934.2 | 2701554.2 | 81.4 | 1.32 | 3.8 | -2.5 | Moved location because of heavy shell content |
| 147-02 | Willing II | 09/23/2020 | 10:35 | 815893.6 | 2701562.5 | 91.7 | 1.36 | 4.8 | -3.4 | |
| 147-03 | Willing II | 09/23/2020 | 10:52 | 815898.7 | 2701539.1 | 108.3 | 1.41 | 4.7 | -3.3 | |
| 147-04 | Willing II | 09/23/2020 | 11:03 | 815993.2 | 2701582.4 | 66.2 | 1.56 | 4.4 | -2.8 | |
| 150-01 | Sigma-T | 09/23/2020 | 11:31 | 815085.6 | 2701125.3 | 6.9 | 1.97 | 13.4 | -11.4 | |
| 150-02 | Sigma-T | 09/23/2020 | 11:54 | 815083.4 | 2701129.0 | 4.0 | 2.24 | 12.5 | -10.3 | |
| 150-03 | Sigma-T | 09/23/2020 | 12:25 | 815093.2 | 2701131.0 | 7.4 | 2.59 | 14.6 | -12.0 | |
| 150-04 | Sigma-T | 09/23/2020 | 12:54 | 815089.9 | 2701131.4 | 4.1 | 2.90 | 14.5 | -11.6 | |
| 151-01 | Willing II | 09/23/2020 | 14:23 | 815710.6 | 2701146.5 | 50.1 | 3.09 | 8.8 | -5.7 | |
| 151-02 | Willing II | 09/23/2020 | 15:00 | 816047.3 | 2701117.5 | 385.1 | 2.76 | 7.0 | -4.2 | Moved location because of heavy shell content |
| 151-03 | Willing II | 09/23/2020 | 15:11 | 816040.4 | 2701193.3 | 382.8 | 2.56 | 7.4 | -4.8 | |
| 151-04 | Willing II | 09/23/2020 | 15:29 | 816072.5 | 2701162.2 | 411.1 | 2.28 | 7.2 | -4.9 | |
| 152-01 | Willing II | 09/23/2020 | 11:36 | 816254.2 | 2701149.4 | 20.7 | 2.02 | 7.6 | -5.6 | |
| 152-02 | Willing II | 09/23/2020 | 11:45 | 816232.9 | 2701131.1 | 9.0 | 2.12 | 7.2 | -5.1 | |
| 152-03 | Willing II | 09/23/2020 | 11:59 | 816234.6 | 2701142.9 | 12.4 | 2.29 | 7.3 | -5.0 | |
| 152-04 | Willing II | 09/23/2020 | 12:27 | 816252.8 | 2701132.1 | 11.0 | 2.64 | 7.4 | -4.8 | |
| 154-01 | Sigma-T | 09/23/2020 | 13:13 | 815362.2 | 2700864.0 | 233.0 | 3.03 | 21.5 | -18.5 | |
| 154-02 | Sigma-T | 09/23/2020 | 13:30 | 815297.5 | 2700814.9 | 198.7 | 3.09 | 20.1 | -17.0 | |
| 154-03 | Sigma-T | 09/23/2020 | 13:42 | 815275.8 | 2700798.2 | 193.4 | 3.19 | 15.9 | -12.7 | Trace sheen on water |
| 154-04 | Sigma-T | 09/23/2020 | 14:06 | 815284.8 | 2700789.3 | 181.2 | 3.21 | 15.6 | -12.4 | Trace sheen on water |
| 155-01 | Willing II | 09/23/2020 | 12:56 | 815931.3 | 2700603.1 | 35.8 | 2.91 | 4.0 | -1.1 | |
| 155-02 | Willing II | 09/23/2020 | 13:06 | 815941.1 | 2700609.1 | 25.4 | 3.01 | 3.8 | -0.8 | |
| 155-03 | Willing II | 09/23/2020 | 13:21 | 815949.0 | 2700599.5 | 32.3 | 3.05 | 3.7 | -0.7 | |

| Station/ Grab ID | Vessel | Date | Time | Easting (ft) | Northing (ft) | XY Delta (ft) | Water Elevation (NAVD88, ft) | Water Depth (ft) | Sediment Elevation (NAVD88, ft) | Comments |
|---|---|---|---|---|---|---|---|---|---|---|
| 155-04 | Willing II | 09/23/2020 | 13:34 | 815943.2 | 2700611.3 | 22.5 | 3.13 | 3.7 | -0.6 | |
| 202-01 | Sigma-T | 09/23/2020 | 15:47 | 815307.7 | 2699987.5 | 155.1 | 2.04 | 16.9 | -14.9 | Moved location because of heavy shell content, trace sheen on water |
| 202-02 | Sigma-T | 09/23/2020 | 16:00 | 815585.6 | 2700027.2 | 131.9 | 1.86 | 15.6 | -13.7 | |
| 202-03 | Sigma-T | 09/23/2020 | 16:10 | 815606.1 | 2700023.2 | 150.0 | 1.69 | 15.1 | -13.4 | |
| 202-04 | Sigma-T | 09/23/2020 | 16:25 | 815588.2 | 2700009.2 | 129.0 | 1.40 | 15.2 | -13.8 | |
| 204-01 | Sigma-T | 09/29/2020 | 11:46 | 814882.5 | 2698979.9 | 6.6 | -0.84 | 22.4 | -23.2 | Unsuccessful grabs due to wash out |
| 204-02 | Sigma-T | 09/29/2020 | 12:03 | 814889.7 | 2698987.8 | 4.1 | -0.99 | 22.9 | -23.9 | |
| 204-03 | Sigma-T | 09/29/2020 | 12:10 | 814884.2 | 2698982.7 | 3.6 | -1.03 | 23.4 | -24.4 | Trace sheen on water |
| 204-04 | Sigma-T | 09/29/2020 | 12:31 | 814887.0 | 2698982.9 | 1.7 | -1.05 | 23.6 | -24.7 | Trace sheen on water |
| 207-01 | Sigma-T | 09/29/2020 | 9:16 | 814311.9 | 2697993.9 | 4.5 | 1.29 | 3.5 | -2.2 | Trace sheen on water |
| 207-02 | Sigma-T | 09/29/2020 | 9:35 | 814309.8 | 2697990.8 | 2.6 | 1.01 | 2.4 | -1.4 | Trace sheen on water |
| 207-03 | Sigma-T | 09/29/2020 | 9:36 | 814309.2 | 2697991.5 | 3.5 | 0.99 | 4.0 | -3.0 | Moderate sheen on water |
| 207-04 | Sigma-T | 09/29/2020 | 9:50 | 814314.2 | 2697988.1 | 2.6 | 0.81 | 3.6 | -2.8 | Moderate sheen on water |
| 208-01 | Sigma-T | 09/29/2020 | 8:23 | 815463.1 | 2697989.1 | 1.0 | 1.99 | 4.5 | -2.5 | |
| 208-02 | Sigma-T | 09/29/2020 | 8:36 | 815467.6 | 2697994.5 | 6.8 | 1.78 | 4.3 | -2.5 | Trace sheen on water |
| 208-03 | Sigma-T | 09/29/2020 | 8:51 | 815433.9 | 2697981.5 | 29.9 | 1.60 | 4.2 | -2.6 | Unsuccessful grabs due to quahogs caught in jaws of sampler |
| 208-04 | Sigma-T | 09/29/2020 | 9:01 | 815416.4 | 2698017.2 | 53.6 | 1.47 | 4.2 | -2.7 | |
| 211-01 | Sigma-T | 09/29/2020 | 10:20 | 814856.9 | 2696994.5 | 3.5 | 0.28 | 12.0 | -11.7 | |
| 211-02 | Sigma-T | 09/29/2020 | 10:32 | 814859.5 | 2696996.1 | 0.9 | 0.07 | 12.5 | -12.4 | |
| 211-03 | Sigma-T | 09/29/2020 | 10:42 | 814858.7 | 2696992.1 | 4.9 | -0.07 | 11.5 | -11.6 | |
| 211-04 | Sigma-T | 09/29/2020 | 11:01 | 814858.7 | 2696999.0 | 2.1 | -0.25 | 12.0 | -12.3 | |
| 212-01 | Sigma-T | 09/29/2020 | 13:00 | 816102.4 | 2697073.4 | 6.1 | -1.12 | 5.2 | -6.3 | |
| 212-02 | Sigma-T | 09/29/2020 | 13:11 | 816108.3 | 2697072.2 | 2.9 | -1.03 | 5.2 | -6.2 | |
| 212-03 | Sigma-T | 09/29/2020 | 13:24 | 816114.8 | 2697073.9 | 8.8 | -0.96 | 5.6 | -6.6 | |
| 212-04 | Sigma-T | 09/29/2020 | 13:31 | 816111.4 | 2697071.6 | 4.7 | -0.92 | 5.7 | -6.6 | |
| 216-01 | Sigma-T | 09/29/2020 | 14:14 | 815918.5 | 2695714.8 | 8.2 | -0.48 | 6.2 | -6.7 | |

| Station/ Grab ID | Vessel | Date | Time | Easting (ft) | Northing (ft) | XY Delta (ft) | Water Elevation (NAVD88, ft) | Water Depth (ft) | Sediment Elevation (NAVD88, ft) | Comments |
|---|---|---|---|---|---|---|---|---|---|---|
| 216-02 | Sigma-T | 09/29/2020 | 14:22 | 815916.5 | 2695714.0 | 6.1 | -0.47 | 6.2 | -6.7 | |
| 216-03 | Sigma-T | 09/29/2020 | 14:34 | 815902.2 | 2695705.8 | 10.8 | -0.52 | 6.1 | -6.6 | |
| 216-04 | Sigma-T | 09/29/2020 | 14:42 | 815914.0 | 2695706.3 | 3.5 | -0.49 | 6.1 | -6.6 | |
| 217-01 | Sigma-T | 09/29/2020 | 15:06 | 816614.4 | 2695994.7 | 2.8 | -0.06 | 9.7 | -9.8 | |
| 217-02 | Sigma-T | 09/29/2020 | 15:17 | 816621.6 | 2695997.6 | 8.3 | 0.06 | 9.8 | -9.7 | |
| 217-03 | Sigma-T | 09/29/2020 | 15:21 | 816616.5 | 2695997.8 | 3.2 | 0.08 | 9.9 | -9.8 | |
| 217-04 | Sigma-T | 09/29/2020 | 15:35 | 816616.4 | 2695996.4 | 3.2 | 0.11 | 10.1 | -10.0 | |
| 218-01 | Sigma-T | 10/01/2020 | 8:53 | 817691.0 | 2695936.0 | 93.7 | 2.24 | 5.2 | -3.0 | |
| 218-02 | Sigma-T | 10/01/2020 | 9:18 | 817445.6 | 2695845.3 | 350.6 | 2.17 | 8.3 | -6.1 | Unsuccessful grabs due to gravel caught in jaws of sampler |
| 218-03 | Sigma-T | 10/01/2020 | 9:30 | 817437.1 | 2695844.8 | 358.5 | 2.15 | 8.0 | -5.9 | |
| 218-04 | Sigma-T | 10/01/2020 | 10:01 | 817436.4 | 2695858.8 | 353.4 | 1.78 | 7.8 | -6.0 | |
| 220-01 | Sigma-T | 10/02/2020 | 11:44 | 814901.9 | 2695030.5 | 32.5 | 0.72 | 35.2 | -34.5 | |
| 220-02 | Sigma-T | 10/02/2020 | 11:57 | 814893.5 | 2695001.7 | 6.4 | 0.47 | 35.5 | -35.0 | |
| 220-03 | Sigma-T | 10/02/2020 | 12:04 | 814901.7 | 2695000.5 | 14.6 | 0.35 | 35.7 | -35.4 | Trace sheen on water |
| 220-04 | Sigma-T | 10/02/2020 | 12:19 | 814904.6 | 2695003.2 | 17.6 | 0.12 | 35.8 | -35.7 | Trace sheen on water |
| 221-01 | Sigma-T | 10/02/2020 | 8:11 | 816093.8 | 2695014.6 | 57.2 | 2.28 | 6.2 | -3.9 | |
| 221-02 | Sigma-T | 10/02/2020 | 8:22 | 816111.8 | 2695029.1 | 78.7 | 2.40 | 7.5 | -5.1 | Unsuccessful grabs due to wash out/subaquatic vegetation |
| 221-03 | Sigma-T | 10/02/2020 | 8:40 | 816132.3 | 2694999.1 | 94.4 | 2.62 | 7.7 | -5.1 | |
| 221-04 | Sigma-T | 10/02/2020 | 8:59 | 816129.6 | 2694988.1 | 92.8 | 2.74 | 7.2 | -4.5 | |
| 222-01 | Sigma-T | 10/02/2020 | 9:45 | 817130.8 | 2695145.6 | 154.1 | 2.37 | 14.6 | -12.2 | Unsuccessful grabs due to shells caught in jaws of sampler |
| 222-02 | Sigma-T | 10/02/2020 | 9:58 | 817147.6 | 2695157.9 | 160.4 | 2.44 | 14.9 | -12.5 | |
| 222-03 | Sigma-T | 10/02/2020 | 10:08 | 817148.9 | 2695160.1 | 162.2 | 2.42 | 14.8 | -12.4 | |
| 222-04 | Sigma-T | 10/02/2020 | 10:46 | 817151.1 | 2695153.1 | 155.0 | 1.78 | 14.2 | -12.4 | |
| 224-01 | Willing II | 10/02/2020 | 9:46 | 814396.8 | 2694027.1 | 87.6 | 2.37 | 34.9 | -32.5 | |
| 224-02 | Willing II | 10/02/2020 | 9:54 | 814394.8 | 2694017.9 | 84.0 | 2.42 | 34.9 | -32.5 | Some sheen |

| Station/ Grab ID | Vessel | Date | Time | Easting (ft) | Northing (ft) | XY Delta (ft) | Water Elevation (NAVD88, ft) | Water Depth (ft) | Sediment Elevation (NAVD88, ft) | Comments |
|---|---|---|---|---|---|---|---|---|---|---|
| 224-03 | Willing II | 10/02/2020 | 10:06 | 814382.8 | 2694026.2 | 73.8 | 2.44 | 35.1 | -32.7 | Some sheen |
| 224-04 | Willing II | 10/02/2020 | 10:16 | 814383.5 | 2694019.2 | 73.0 | 2.31 | 35.0 | -32.7 | Some sheen |
| 225-01 | Willing II | 10/02/2020 | 8:37 | 815487.5 | 2693871.9 | 137.4 | 2.60 | 36.1 | -33.5 | Moved location because of heavy shell content |
| 225-02 | Willing II | 10/02/2020 | 8:52 | 815500.5 | 2693818.4 | 192.5 | 2.75 | 35.1 | -32.4 | |
| 225-03 | Willing II | 10/02/2020 | 9:15 | 815473.1 | 2693824.0 | 183.4 | 2.57 | 35.3 | -32.7 | |
| 225-04 | Willing II | 10/02/2020 | 9:25 | 815497.5 | 2693836.8 | 173.8 | 2.44 | 35.6 | -33.2 | |
| 226-01 | Sigma-T | 10/01/2020 | 15:10 | 816626.7 | 2694005.2 | 13.4 | -1.05 | 8.6 | -9.7 | |
| 226-02 | Sigma-T | 10/01/2020 | 15:18 | 816626.7 | 2694007.4 | 13.8 | -1.00 | 8.6 | -9.6 | |
| 226-03 | Sigma-T | 10/01/2020 | 15:25 | 816627.3 | 2694007.1 | 14.3 | -0.97 | 8.6 | -9.6 | |
| 226-04 | Sigma-T | 10/01/2020 | 15:45 | 816628.7 | 2694006.0 | 15.5 | -0.81 | 8.7 | -9.5 | |
| 227-01 | Sigma-T | 10/01/2020 | 11:45 | 817746.1 | 2693973.0 | 35.2 | 0.13 | 5.9 | -5.8 | |
| 227-02 | Sigma-T | 10/01/2020 | 13:50 | 817629.8 | 2693966.8 | 137.0 | -1.23 | 5.9 | -7.1 | Moved location because of heavy shell content |
| 227-03 | Sigma-T | 10/01/2020 | 14:03 | 817603.2 | 2693958.3 | 164.9 | -1.28 | 5.5 | -6.8 | |
| 227-04 | Sigma-T | 10/01/2020 | 14:25 | 817597.6 | 2693937.7 | 177.0 | -1.25 | 5.8 | -7.0 | |
| 230-01 | Willing II | 10/01/2020 | 13:41 | 814886.2 | 2692999.2 | 9.2 | -1.20 | 23.8 | -25.0 | |
| 230-02 | Willing II | 10/01/2020 | 14:15 | 815142.5 | 2692954.0 | 261.2 | -1.27 | 25.8 | -27.1 | Sheen, moved location because of heavy debris content |
| 230-03 | Willing II | 10/01/2020 | 14:26 | 815155.3 | 2692960.2 | 272.6 | -1.23 | 25.9 | -27.1 | |
| 230-04 | Willing II | 10/01/2020 | 14:43 | 815149.8 | 2692955.1 | 268.1 | -1.19 | 25.7 | -26.9 | |
| 231-01 | Willing II | 10/01/2020 | 15:18 | 816050.5 | 2693017.2 | 15.1 | -1.00 | 31.7 | -32.7 | |
| 231-02 | Willing II | 10/01/2020 | 15:33 | 816047.0 | 2693002.6 | 11.1 | -0.94 | 31.4 | -32.3 | |
| 231-03 | Willing II | 10/01/2020 | 15:43 | 816043.1 | 2693023.1 | 15.1 | -0.85 | 31.2 | -32.0 | |
| 231-04 | Willing II | 10/01/2020 | 15:55 | 816054.1 | 2693016.4 | 17.9 | -0.70 | 30.8 | -31.5 | |
| 235-01 | Willing II | 10/01/2020 | 12:47 | 815479.8 | 2691998.1 | 23.4 | -0.72 | 27.8 | -28.5 | Some sheen |
| 235-02 | Willing II | 10/01/2020 | 12:53 | 815458.7 | 2691995.2 | 18.9 | -0.79 | 27.4 | -28.2 | Some sheen |
| 235-03 | Willing II | 10/01/2020 | 13:06 | 815476.9 | 2691979.5 | 37.2 | -0.96 | 27.4 | -28.4 | Some sheen |
| 235-04 | Willing II | 10/01/2020 | 13:16 | 815503.2 | 2692007.1 | 41.4 | -1.06 | 27.3 | -28.4 | Some sheen |

| Station/ Grab ID | Vessel | Date | Time | Easting (ft) | Northing (ft) | XY Delta (ft) | Water Elevation (NAVD88, ft) | Water Depth (ft) | Sediment Elevation (NAVD88, ft) | Comments |
|---|---|---|---|---|---|---|---|---|---|---|
| 236-01 | Willing II | 10/01/2020 | 11:54 | 816619.3 | 2692024.3 | 11.5 | -0.01 | 33.5 | -33.5 | |
| 236-02 | Willing II | 10/01/2020 | 11:59 | 816607.9 | 2692038.9 | 25.2 | -0.10 | 32.8 | -32.9 | |
| 236-03 | Willing II | 10/01/2020 | 12:11 | 816650.4 | 2691998.1 | 40.5 | -0.34 | 33.0 | -33.3 | |
| 236-04 | Willing II | 10/01/2020 | 12:25 | 816632.3 | 2692054.2 | 44.1 | -0.52 | 32.9 | -33.4 | |
| 237-01 | Willing II | 10/01/2020 | 9:55 | 817459.0 | 2691858.2 | 340.8 | 1.86 | 27.6 | -25.7 | Moved location because of heavy shell content |
| 237-01-REP | Willing II | 10/01/2020 | 11:37 | 817457.8 | 2691855.7 | 343.0 | 0.26 | 27.5 | -27.2 | Replicate for chemistry |
| 237-02 | Willing II | 10/01/2020 | 10:09 | 817459.9 | 2691871.7 | 334.0 | 1.68 | 27.6 | -25.9 | |
| 237-03 | Willing II | 10/01/2020 | 10:28 | 817439.0 | 2691865.6 | 355.5 | 1.43 | 27.3 | -25.9 | |
| 237-04 | Willing II | 10/01/2020 | 11:03 | 817440.7 | 2691850.4 | 360.6 | 0.83 | 27.1 | -26.3 | |
| 240-01 | Willing II | 09/29/2020 | 13:17 | 816049.4 | 2691017.8 | 11.6 | -1.00 | 31.6 | -32.6 | |
| 240-02 | Willing II | 09/29/2020 | 13:31 | 816053.8 | 2691030.4 | 19.5 | -0.92 | 31.4 | -32.3 | |
| 240-03 | Willing II | 09/29/2020 | 13:55 | 816028.8 | 2691022.3 | 9.6 | -0.69 | 31.5 | -32.2 | |
| 240-04 | Willing II | 09/29/2020 | 14:07 | 816012.2 | 2691032.3 | 28.8 | -0.54 | 31.5 | -32.0 | |
| 241-01 | Willing II | 09/29/2020 | 14:30 | 817200.7 | 2691014.2 | 12.0 | -0.50 | 33.9 | -34.4 | |
| 241-02 | Willing II | 09/29/2020 | 14:39 | 817194.0 | 2691019.1 | 5.9 | -0.49 | 33.8 | -34.3 | |
| 241-03 | Willing II | 09/29/2020 | 14:54 | 817192.9 | 2691022.6 | 7.5 | -0.28 | 33.6 | -33.9 | |
| 241-04 | Willing II | 09/29/2020 | 15:12 | 817195.0 | 2691027.8 | 13.1 | 0.02 | 33.5 | -33.5 | |
| 242-01 | Willing II | 09/29/2020 | 15:33 | 818347.9 | 2691014.7 | 10.9 | 0.11 | 19.2 | -19.1 | |
| 242-02 | Willing II | 09/29/2020 | 15:41 | 818342.9 | 2691034.6 | 18.6 | 0.13 | 19.3 | -19.2 | |
| 242-03 | Willing II | 09/29/2020 | 15:53 | 818320.7 | 2691035.2 | 24.6 | 0.28 | 19.4 | -19.1 | |
| 242-04 | Willing II | 09/29/2020 | 16:03 | 818348.9 | 2691016.2 | 11.8 | 0.43 | 19.4 | -19.0 | |
| 245-01 | Willing II | 09/29/2020 | 11:45 | 816665.6 | 2690304.8 | 288.5 | -0.84 | 10.9 | -11.7 | Moved location because of heavy shell content |
| 245-02 | Willing II | 09/29/2020 | 12:03 | 816641.7 | 2690295.9 | 276.3 | -0.99 | 10.9 | -11.9 | |
| 245-03 | Willing II | 09/29/2020 | 12:19 | 816648.4 | 2690310.4 | 291.4 | -1.05 | 10.8 | -11.9 | |
| 245-04 | Willing II | 09/29/2020 | 12:47 | 816639.5 | 2690337.5 | 317.5 | -1.12 | 10.8 | -11.9 | |
| 247-01 | Sigma-T | 09/28/2020 | 15:35 | 818904.2 | 2690017.8 | 9.7 | 0.32 | 9.5 | -9.2 | Spider crab caught in jaws on unsuccessful grab |
| 247-02 | Sigma-T | 09/28/2020 | 15:38 | 818905.1 | 2690017.8 | 8.9 | 0.35 | 9.5 | -9.2 | |

| Station/ Grab ID | Vessel | Date | Time | Easting (ft) | Northing (ft) | XY Delta (ft) | Water Elevation (NAVD88, ft) | Water Depth (ft) | Sediment Elevation (NAVD88, ft) | Comments |
|---|---|---|---|---|---|---|---|---|---|---|
| 247-03 | Sigma-T | 09/28/2020 | 15:45 | 818901.3 | 2690016.2 | 13.0 | 0.45 | 9.5 | -9.1 | |
| 247-04 | Sigma-T | 09/28/2020 | 16:06 | 818899.5 | 2690023.2 | 13.3 | 0.65 | 9.6 | -9.0 | |
| 249-01 | Willing II | 09/29/2020 | 10:13 | 816820.4 | 2689128.9 | 382.5 | 0.41 | 7.8 | -7.4 | Moved location because of heavy shell content |
| 249-02 | Willing II | 09/29/2020 | 10:22 | 816827.0 | 2689125.7 | 375.2 | 0.25 | 7.4 | -7.2 | |
| 249-03 | Willing II | 09/29/2020 | 10:42 | 816830.7 | 2689128.7 | 372.5 | -0.07 | 7.7 | -7.8 | |
| 249-04 | Willing II | 09/29/2020 | 11:03 | 816818.2 | 2689130.9 | 385.2 | -0.28 | 7.7 | -8.0 | |
| 250-01 | Willing II | 9/28/2020 | 15:34 | 818734.2 | 2689418.3 | 557.2 | 0.33 | 33.4 | -33.1 | Moved location because of heavy shell content |
| 250-02 | Willing II | 9/28/2020 | 15:42 | 818745.8 | 2689422.4 | 568.4 | 0.41 | 33.5 | -33.1 | |
| 250-03 | Willing II | 9/28/2020 | 15:53 | 818747.0 | 2689422.6 | 569.4 | 0.53 | 33.5 | -33.0 | |
| 250-04 | Willing II | 9/28/2020 | 16:07 | 818743.7 | 2689417.9 | 563.7 | 0.65 | 33.6 | -33.0 | |
| 253-01 | Willing II | 09/29/2020 | 8:52 | 816628.0 | 2688032.2 | 14.6 | 1.59 | 34.8 | -33.2 | |
| 253-02 | Willing II | 09/29/2020 | 9:02 | 816608.3 | 2688029.8 | 5.3 | 1.45 | 34.3 | -32.8 | |
| 253-03 | Willing II | 09/29/2020 | 9:17 | 816628.0 | 2688030.3 | 14.6 | 1.28 | 34.4 | -33.1 | |
| 253-04 | Willing II | 09/29/2020 | 9:28 | 816601.9 | 2688029.9 | 11.6 | 1.11 | 34.5 | -33.4 | |
| 304-01 | Sigma-T | 09/28/2020 | 9:57 | 817770.5 | 2686855.6 | 3.3 | -0.15 | 9.7 | -9.9 | |
| 304-02 | Sigma-T | 09/28/2020 | 10:18 | 817682.6 | 2686860.0 | 84.8 | -0.47 | 9.7 | -10.2 | Moved location because of heavy shell content |
| 304-03 | Sigma-T | 09/28/2020 | 10:28 | 817692.7 | 2686856.1 | 74.5 | -0.61 | 9.7 | -10.3 | |
| 304-04 | Sigma-T | 09/28/2020 | 10:39 | 817710.5 | 2686866.8 | 57.9 | -0.76 | 9.7 | -10.5 | |
| 306-01 | Willing II | 09/28/2020 | 12:31 | 828164.1 | 2686873.6 | 17.2 | -1.18 | 8.2 | -9.4 | |
| 306-02 | Willing II | 09/28/2020 | 12:38 | 828160.5 | 2686864.4 | 9.7 | -1.15 | 7.9 | -9.1 | |
| 306-03 | Willing II | 09/28/2020 | 12:59 | 828163.0 | 2686860.6 | 5.2 | -0.93 | 8.1 | -9.0 | |
| 306-04 | Willing II | 09/28/2020 | 13:14 | 828159.2 | 2686872.5 | 17.4 | -0.89 | 8.0 | -8.9 | |
| 309-01 | Sigma-T | 09/28/2020 | 13:37 | 815173.7 | 2682351.3 | 6.3 | -0.79 | 13.9 | -14.7 | |
| 309-02 | Sigma-T | 09/28/2020 | 13:45 | 815162.5 | 2682347.5 | 6.3 | -0.71 | 13.9 | -14.6 | |
| 309-03 | Sigma-T | 09/28/2020 | 13:57 | 815167.1 | 2682351.9 | 0.6 | -0.64 | 13.9 | -14.5 | |
| 309-04 | Sigma-T | 09/28/2020 | 14:26 | 815183.5 | 2682356.9 | 17.0 | -0.30 | 14.2 | -14.5 | Unsuccessful grabs due to rocks/shells in jaws |
| 310-01 | Sigma-T | 09/28/2020 | 11:35 | 820363.1 | 2682352.7 | 3.9 | -1.06 | 16.5 | -17.6 | |

| Station/ Grab ID | Vessel | Date | Time | Easting (ft) | Northing (ft) | XY Delta (ft) | Water Elevation (NAVD88, ft) | Water Depth (ft) | Sediment Elevation (NAVD88, ft) | Comments |
|---|---|---|---|---|---|---|---|---|---|---|
| 310-02 | Sigma-T | 09/28/2020 | 12:17 | 820364.3 | 2682355.0 | 4.6 | -1.25 | 16.5 | -17.7 | |
| 310-03 | Sigma-T | 09/28/2020 | 12:17 | 820364.9 | 2682352.4 | 2.2 | -1.25 | 16.7 | -17.9 | |
| 310-04 | Sigma-T | 09/28/2020 | 12:42 | 820362.3 | 2682350.7 | 4.3 | -1.11 | 16.6 | -17.7 | |
| 310-01-REP | Sigma-T | 09/28/2020 | 12:49 | 820362.9 | 2682351.3 | 3.7 | -1.05 | 16.7 | -17.7 | Replicate for chemistry |
| 311-01 | Willing II | 09/28/2020 | 11:03 | 825888.3 | 2682355.4 | 322.5 | -0.95 | 17.1 | -18.1 | Moved location because of heavy shell content |
| 311-02 | Willing II | 09/28/2020 | 11:25 | 826196.1 | 2682797.3 | 771.9 | -1.01 | 23.8 | -24.8 | |
| 311-03 | Willing II | 09/28/2020 | 11:43 | 826153.8 | 2682776.9 | 725.6 | -1.12 | 22.8 | -23.9 | |
| 311-04 | Willing II | 09/28/2020 | 11:57 | 826100.6 | 2682786.2 | 689.1 | -1.23 | 22.7 | -23.9 | |
| 317-01 | Willing II | 09/28/2020 | 13:54 | 822966.9 | 2677851.8 | 4.6 | -0.66 | 28.6 | -29.3 | |
| 317-02 | Willing II | 09/28/2020 | 14:04 | 822961.8 | 2677857.6 | 11.6 | -0.56 | 28.4 | -29.0 | |
| 317-03 | Willing II | 09/28/2020 | 14:16 | 822988.3 | 2677858.0 | 24.0 | -0.44 | 28.7 | -29.1 | |
| 317-04 | Willing II | 09/28/2020 | 14:27 | 822979.9 | 2677865.0 | 22.1 | -0.28 | 28.4 | -28.7 | |
| 318-01 | Willing II | 09/28/2020 | 9:32 | 828172.4 | 2677864.6 | 16.9 | -0.01 | 20.1 | -20.1 | |
| 318-02 | Willing II | 09/28/2020 | 9:49 | 828139.4 | 2677859.3 | 29.8 | -0.10 | 20.5 | -20.6 | |
| 318-03 | Willing II | 09/28/2020 | 10:11 | 828171.9 | 2677862.2 | 14.5 | -0.35 | 20.0 | -20.3 | |
| 318-04 | Willing II | 09/28/2020 | 10:21 | 828199.1 | 2677824.1 | 40.2 | -0.50 | 20.3 | -20.8 | |
| 323-01 | Sigma-T | 09/25/2020 | 11:30 | 815163.5 | 2673348.8 | 3.0 | -0.41 | 24.4 | -24.8 | |
| 323-02 | Sigma-T | 09/25/2020 | 11:45 | 815166.4 | 2673349.4 | 2.5 | -0.40 | 23.3 | -23.7 | |
| 323-03 | Sigma-T | 09/25/2020 | 11:54 | 815163.9 | 2673355.5 | 8.7 | -0.39 | 24.4 | -24.8 | |
| 323-04 | Sigma-T | 09/25/2020 | 12:32 | 815162.1 | 2673353.7 | 7.6 | -0.11 | 24.0 | -24.1 | |
| 324-01 | Sigma-T | 09/25/2020 | 10:29 | 820370.5 | 2673348.9 | 4.2 | -0.58 | 28.5 | -29.1 | |
| 324-02 | Sigma-T | 09/25/2020 | 10:40 | 820367.0 | 2673347.7 | 1.1 | -0.58 | 29.1 | -29.7 | |
| 324-03 | Sigma-T | 09/25/2020 | 10:52 | 820369.8 | 2673347.5 | 2.9 | -0.56 | 29.1 | -29.7 | |
| 324-04 | Sigma-T | 09/25/2020 | 11:06 | 820369.7 | 2673351.3 | 5.4 | -0.49 | 28.4 | -28.9 | |
| 325-01 | Sigma-T | 09/25/2020 | 9:08 | 825563.2 | 2673347.1 | 6.2 | -0.87 | 31.7 | -32.6 | |
| 325-02 | Sigma-T | 09/25/2020 | 9:37 | 825567.6 | 2673346.6 | 3.0 | -0.80 | 32.6 | -33.4 | |
| 325-03 | Sigma-T | 09/25/2020 | 9:49 | 825562.6 | 2673353.6 | 11.4 | -0.73 | 32.6 | -33.3 | |
| 325-04 | Sigma-T | 09/25/2020 | 10:03 | 825563.6 | 2673365.0 | 21.8 | -0.63 | 32.1 | -32.7 | |

| Station/ Grab ID | Vessel | Date | Time | Easting (ft) | Northing (ft) | XY Delta (ft) | Water Elevation (NAVD88, ft) | Water Depth (ft) | Sediment Elevation (NAVD88, ft) | Comments |
|---|---|---|---|---|---|---|---|---|---|---|
| 325-01-REP | Sigma-T | 09/25/2020 | 9:25 | 825574.9 | 2673345.4 | 6.8 | -0.86 | 31.6 | -32.5 | Replicate for chemistry |
| 331-01 | Sigma-T | 09/25/2020 | 13:09 | 812565.9 | 2668845.9 | 2.4 | 0.37 | 23.6 | -23.2 | |
| 331-02 | Sigma-T | 09/25/2020 | 13:19 | 812564.3 | 2668848.9 | 5.8 | 0.51 | 24.1 | -23.6 | |
| 331-03 | Sigma-T | 09/25/2020 | 13:26 | 812566.1 | 2668842.4 | 1.4 | 0.61 | 24.2 | -23.6 | |
| 331-04 | Sigma-T | 09/25/2020 | 13:45 | 812570.4 | 2668853.0 | 10.0 | 0.94 | 24.2 | -23.3 | |
| 332-01 | Willing II | 09/25/2020 | 13:36 | 817759.1 | 2668864.0 | 22.5 | 0.79 | 28.2 | -27.4 | |
| 332-02 | Willing II | 09/25/2020 | 13:42 | 817761.9 | 2668847.7 | 6.6 | 0.89 | 26.8 | -25.9 | |
| 332-03 | Willing II | 09/25/2020 | 13:59 | 817774.0 | 2668873.5 | 31.8 | 1.19 | 26.3 | -25.1 | |
| 332-04 | Willing II | 09/25/2020 | 14:13 | 817780.9 | 2668862.2 | 24.5 | 1.43 | 26.8 | -25.4 | |
| 333-01 | Willing II | 09/25/2020 | 10:55 | 822802.0 | 2668689.0 | 224.5 | -0.55 | 19.7 | -20.2 | Moved location because of heavy shell content |
| 333-02 | Willing II | 09/25/2020 | 11:05 | 822844.9 | 2668652.3 | 225.5 | -0.49 | 19.5 | -20.0 | |
| 333-03 | Willing II | 09/25/2020 | 11:19 | 822690.4 | 2668729.4 | 297.7 | -0.42 | 20.4 | -20.8 | |
| 333-04 | Willing II | 09/25/2020 | 11:39 | 822472.8 | 2668432.8 | 641.1 | -0.43 | 21.5 | -21.9 | |
| 334-01 | Willing II | 09/25/2020 | 12:14 | 828184.6 | 2668870.5 | 34.4 | -0.21 | 37.4 | -37.6 | |
| 334-02 | Willing II | 09/25/2020 | 12:22 | 828171.9 | 2668858.8 | 18.8 | -0.16 | 34.4 | -34.6 | |
| 334-03 | Willing II | 09/25/2020 | 12:40 | 828183.8 | 2668866.2 | 30.3 | -0.05 | 34.4 | -34.4 | |
| 334-04 | Willing II | 09/25/2020 | 12:59 | 828196.8 | 2668857.2 | 33.4 | 0.22 | 34.7 | -34.5 | |
| 335-01 | Willing II | 09/24/2020 | 11:06 | 833328.1 | 2668853.4 | 40.6 | -0.21 | 27.4 | -27.6 | |
| 335-02 | Willing II | 09/24/2020 | 11:21 | 833407.4 | 2668850.9 | 40.8 | -0.05 | 27.4 | -27.4 | |
| 335-03 | Willing II | 09/24/2020 | 11:37 | 833396.8 | 2668854.2 | 31.5 | 0.15 | 25.5 | -25.4 | |
| 335-04 | Willing II | 09/24/2020 | 11:56 | 833396.0 | 2668830.9 | 31.0 | 0.38 | 26.4 | -26.0 | |
| 338-01 | Sigma-T | 09/24/2020 | 14:26 | 815165.1 | 2664340.2 | 2.3 | 2.44 | 29.3 | -26.9 | |
| 338-02 | Sigma-T | 09/24/2020 | 14:41 | 815166.8 | 2664344.0 | 5.0 | 2.48 | 29.3 | -26.8 | |
| 338-03 | Sigma-T | 09/24/2020 | 14:54 | 815163.9 | 2664342.4 | 4.6 | 2.45 | 29.3 | -26.8 | |
| 338-04 | Sigma-T | 09/24/2020 | 15:16 | 815167.3 | 2664337.2 | 1.8 | 2.37 | 29.4 | -27.0 | |
| 339-01 | Willing II | 09/24/2020 | 15:32 | 820372.9 | 2664364.2 | 26.2 | 2.30 | 38.8 | -36.5 | |
| 339-02 | Willing II | 09/24/2020 | 15:38 | 820385.6 | 2664358.0 | 26.6 | 2.26 | 38.2 | -35.9 | |
| 339-03 | Willing II | 09/24/2020 | 15:49 | 820380.6 | 2664368.2 | 32.5 | 2.11 | 38.4 | -36.3 | |

| Station/ Grab ID | Vessel | Date | Time | Easting (ft) | Northing (ft) | XY Delta (ft) | Water Elevation (NAVD88, ft) | Water Depth (ft) | Sediment Elevation (NAVD88, ft) | Comments |
|---|---|---|---|---|---|---|---|---|---|---|
| 339-04 | Willing II | 09/24/2020 | 16:00 | 820367.6 | 2664338.6 | 0.1 | 1.98 | 38.1 | -36.1 | |
| 340-01 | Willing II | 09/25/2020 | 9:29 | 825590.8 | 2664336.3 | 23.0 | -0.81 | 36.8 | -37.6 | |
| 340-02 | Willing II | 09/25/2020 | 9:39 | 825586.8 | 2664335.4 | 19.2 | -0.79 | 34.5 | -35.3 | |
| 340-03 | Willing II | 09/25/2020 | 9:53 | 825560.1 | 2664347.2 | 11.2 | -0.72 | 34.0 | -34.7 | |
| 340-04 | Willing II | 09/25/2020 | 10:10 | 825541.6 | 2664360.8 | 34.0 | -0.59 | 34.5 | -35.1 | |
| 341-01 | Willing II | 09/24/2020 | 9:24 | 830784.7 | 2664378.8 | 45.5 | -0.83 | 35.4 | -36.2 | |
| 341-02 | Willing II | 09/24/2020 | 9:35 | 830745.6 | 2664385.0 | 51.6 | -0.77 | 33.9 | -34.7 | |
| 341-03 | Willing II | 09/24/2020 | 9:56 | 830797.0 | 2664372.8 | 47.2 | -0.58 | 34.0 | -34.6 | |
| 341-04 | Willing II | 09/24/2020 | 10:18 | 830782.1 | 2664406.3 | 70.8 | -0.49 | 33.7 | -34.2 | |
| 345-01 | Willing II | 09/24/2020 | 14:05 | 817788.2 | 2659850.3 | 25.4 | 2.30 | 43.0 | -40.7 | |
| 345-02 | Willing II | 09/24/2020 | 14:14 | 817739.0 | 2659837.4 | 29.5 | 2.36 | 39.5 | -37.1 | |
| 345-03 | Willing II | 09/24/2020 | 14:38 | 817790.6 | 2659820.6 | 26.3 | 2.49 | 38.8 | -36.3 | |
| 345-04 | Willing II | 09/24/2020 | 14:59 | 817785.8 | 2659869.1 | 38.7 | 2.42 | 39.0 | -36.6 | |
| 346-01 | Willing II | 09/24/2020 | 12:48 | 822996.6 | 2659868.1 | 44.5 | 1.29 | 39.7 | -38.4 | |
| 346-02 | Willing II | 09/24/2020 | 12:57 | 822935.1 | 2659838.4 | 32.1 | 1.40 | 39.5 | -38.1 | |
| 346-03 | Willing II | 09/24/2020 | 13:12 | 822958.9 | 2659808.6 | 27.3 | 1.64 | 36.3 | -34.7 | |
| 346-04 | Willing II | 09/24/2020 | 13:30 | 822939.8 | 2659847.6 | 30.1 | 1.95 | 36.3 | -34.4 | |
| 349-01 | Sigma-T | 09/24/2020 | 12:51 | 809968.3 | 2655329.2 | 3.4 | 1.33 | 25.6 | -24.3 | |
| 349-02 | Sigma-T | 09/24/2020 | 13:10 | 809980.8 | 2655340.0 | 14.4 | 1.60 | 25.5 | -23.9 | |
| 349-03 | Sigma-T | 09/24/2020 | 13:35 | 809980.8 | 2655350.2 | 21.5 | 2.02 | 25.4 | -23.4 | |
| 349-04 | Sigma-T | 09/24/2020 | 13:54 | 809968.9 | 2655332.6 | 0.5 | 2.21 | 26.9 | -24.7 | |
| 352-01 | Sigma-T | 09/24/2020 | 11:25 | 807353.2 | 2650841.5 | 17.5 | 0.02 | 18.4 | -18.4 | |
| 352-02 | Sigma-T | 09/24/2020 | 11:54 | 807661.4 | 2650535.8 | 416.6 | 0.35 | 22.9 | -22.6 | Moved location because of heavy shell content |
| 352-03 | Sigma-T | 09/24/2020 | 12:10 | 807656.5 | 2650552.2 | 401.7 | 0.61 | 22.9 | -22.3 | |
| 352-04 | Sigma-T | 09/24/2020 | 12:23 | 807640.6 | 2650572.6 | 376.1 | 0.86 | 23.1 | -22.2 | |

# 4. Survey Results

Composite sediment samples, triplicate infauna samples, and in situ sensor data were collected at 79 stations. In addition, four stations (123, 237, 310, and 325) were sampled for duplicate PCB and TOC samples. Sampling was completed in 9 days for the field effort. A summary of the stations sampled are presented in Table 1.

A total of 83 samples for PCBs and TOC, 237 samples for benthic infauna, and 320 samples for grain size were collected from the sediment grabs obtained at the 79 LTM stations. Sediment characteristics varied depending on collection location. The sediments in the Upper and Lower Harbor varied from dark brown/grey to black silt to sand with limited gravel. The sediments in the Outer Harbor consisted mostly of grey/brown to dark grey/brown silt with occasional sandy sites.

# 5. Problems Experienced, Actions Taken, and Recommendations

Several stations were moved from the target location due to poor sampling conditions (i.e., rocks, or shells present in high quantity) or because the target coordinates were on land. The actual coordinates of stations and the difference in feet between the proposed and actual sample locations are noted above in the survey chronology (Table 2).

# 6. References

AECOM, 2020a. Long-Term Monitoring VII Field Sampling Plan – Draft Final. New Bedford Harbor Superfund Site, New Bedford, Massachusetts.

AECOM, 2020b. Draft Quality Assurance Project Plan Addendum Revision 10.2. Environmental Monitoring, Sampling, and Analysis. New Bedford Harbor Superfund Site, New Bedford, Massachusetts.

AECOM, 2020c. Accident Prevention Plan. Environmental Monitoring, Sampling, and Analysis. New Bedford Harbor Superfund Site, New Bedford, Massachusetts.

United States Environmental Protection Agency (EPA). 1998. Administrative Record Index, OU 01 Upper and Lower Harbor, Record of Decision (ROD), September 25.

# Attachment 1

# Field Data Sheets

AECOM

NBH - LTM VII

# Station ID: 105



| | | |
|---|---|---|
| Client: USACE NAE | Sampling Equipment: | Date: 9/21/20 |
| Project Number: 60633277 | Modified Van Veen Grab, 0.04 m² | No. Unsuccessful Grabs: 6 |
| Water Depth: 6.5 | Weather: Sunny, 52°F | |
| Vessel Name/Crew: Sigma T: C. McFarland, E. Shalagan, H. Jones, B. Bana | | |
| Check box if GPS data cross-checked against GPS file: ☐ | | |

**YSI Parameters** (taken 1 meter above sediment surface)

| Depth (ft) | Temperature (°C) | Salinity (PSU) | Turbidity (NTU) | Dissolved Oxygen (mg/L) |
|---|---|---|---|---|
| 3.3 | 15.5 | 30.9 | 3.6 | 7.8 |

***Chemistry***

Sample ID: S-105-20FSP20-01
Date/Time: 9/21/20 @ 0925
Penetration: 10 cm
Northing: 2707639.21 Easting: 815946.67
Water Depth: ~~8.6~~ 6.5 Sediment Elevation:
Analyses: PCB and TOC (1 - 4 oz. jar), Grainsize (8 oz. bag)

**Description/Surface Biology**
oyster / some shell hash
Dark grey-brown SILT, trace f. sand
slight organic odor, wet-saturated
very soft

***Biology***

Sample ID: S-105-20FSP20-02
Date/Time: 9/21/20 @ 1025
Penetration: 10 cm
Number of jars: 2
Northing: 2707630.00 Easting: 815941.00
Water Depth: 6.5 Sediment Elevation:
Analyses: Benthic Infauna, Grainsize (8 oz. bag)

**Description/Surface Biology**
some shell hash / oysters
Dark grey-brown SILT, trace f. sand

***Biology***

Sample ID: S-105-20FSP20-03
Date/Time: 9/21/20 @ 1101
Penetration: 10 cm
Number of jars: 1
Northing: 2707631.92 Easting: 815841.59
Water Depth: 7.4 Sediment Elevation:
Analyses: Benthic Infauna, Grainsize (8 oz. bag)

**Description/Surface Biology**
same as above

***Biology***

Sample ID: S-105-20FSP20-04
Date/Time: 9/21/20 1120
Penetration: 10 cm
Number of jars: 1
Northing: 2707652.49 Easting: 815838.16
Water Depth: 8.6 Sediment Elevation:
Analyses: Benthic Infauna, Grainsize (8 oz. bag)

**Description/Surface Biology**
Same as above

Additional Comments: unsuccessful grabs due to oysters caught in jaws of grab sampler
sediment too dark to discern redox

AECOM

NBH - LTM VII

# Station ID: S-108

Page 1 of 1

| | | |
|---|---|---|
| Client: USACE NAE | Sampling Equipment: | Date: 9/21/20 |
| Project Number: 60633277 | Modified Van Veen Grab, 0.04 m² | No. Unsuccessful Grabs: 0 |
| Water Depth: ~~7.~~ CSH 10.9 | Weather: clear, cool, breezy | |
| Vessel Name/Crew: Willing: SH, DK, BJ, MW | | |
| Check box if GPS data cross-checked against GPS file: ☐ | | |

**YSI Parameters** (taken 1 meter above sediment surface)

| Depth (ft) | Temperature (°C) | Salinity (PSU) | Turbidity (NTU) | Dissolved Oxygen (mg/L) |
|---|---|---|---|---|
| 7.8 | 16.14°C | 30.73 | 5.1 | 5.98 |

***Chemistry***

| | |
|---|---|
| Sample ID: ~~20~~ CSH S-108-20FSP20-01 | **Description/Surface Biology** |
| Date/Time: 9/21/20 0929 | dark gray |
| Penetration: 4" | silt ~~y clay~~ CSH |
| Northing: 2707226.70 Easting: 815726.79 | No surface biology |
| Water Depth: 10.9 Sediment Elevation: | |
| Analyses: PCB and TOC (1 - 4 oz. jar), Grainsize (8 oz. bag) | |

***Biology***

| | |
|---|---|
| Sample ID: S-108-20FSP-20-02 | **Description/Surface Biology** |
| Date/Time: 9/21/20 1002 | Similar to #01 with polychete tubes |
| Penetration: 4" | |
| Number of jars: 1 | |
| Northing: 2707241.18 Easting: 815691.11 | |
| Water Depth: 10.2 Sediment Elevation: | |
| Analyses: Benthic infauna, Grainsize (8 oz. bag) | |

***Biology***

| | |
|---|---|
| Sample ID: S-108-20FSP-20-03 | **Description/Surface Biology** |
| Date/Time: 9/21/20 1014 | Similar to 01 |
| Penetration: 4" | ~~No surface bio observed~~ CSH |
| Number of jars: 1 | with some polychete tubes |
| Northing: 2707255.49 Easting: 815694.93 | |
| Water Depth: 9.9 Sediment Elevation: | |
| Analyses: Benthic infauna, Grainsize (8 oz. bag) | |

***Biology***

| | |
|---|---|
| Sample ID: S-108-20FSP20-04 | **Description/Surface Biology** |
| Date/Time: 9/21 1035 | Similar to 01 w/polychete |
| Penetration: 4" | |
| Number of jars: 1 | |
| Northing: 2707225.98 Easting: 815698.15 | |
| Water Depth: 8.9 Sediment Elevation: | |
| Analyses: Benthic infauna, Grainsize (8 oz. bag) | |

Additional Comments:

AECOM

NBH - LTM VII

# Station ID: 109



| | | |
|---|---|---|
| Client: USACE NAE | Sampling Equipment: | Date: 9/21/20 |
| Project Number: 60633277 | Modified Van Veen Grab, 0.04 $m^2$ | No. Unsuccessful Grabs: 0 |
| Water Depth: 7.7 | Weather: | |
| Vessel Name/Crew: Willing: SH, DK, BJ, MW | | |
| Check box if GPS data cross-checked against GPS file: ☐ | | |

**YSI Parameters** (taken 1 meter above sediment surface)

| Depth (ft) | Temperature (°C) | Salinity (PSU) | Turbidity (NTU) | Dissolved Oxygen (mg/L) |
|---|---|---|---|---|
| 5.2 | 16.3 | 30.9 | 11.0 | 6.8 |

***Chemistry***

Sample ID: S-109-20FSP2001
Date/Time: 9/21/20 1102
Penetration:
Northing: 2707128.79 Easting: 816233.01
Water Depth: 7.7 Sediment Elevation:
Analyses: PCB and TOC (1 - 4 oz jar), Grainsize (8 oz. bag)

**Description/Surface Biology**
dark gray - thin layer over gray silt ~~clay~~
redox <11 cm
few polychete tubes

***Biology***

Sample ID: S-109-20FSP2002
Date/Time: 9/21/20 1118
Penetration: 4"
Number of jars: 1
Northing: 2707144.45 Easting: 816223.93
Water Depth: 7.4 Sediment Elevation:
Analyses: Benthic Infauna, Grainsize (8 oz. bag)

**Description/Surface Biology**
Same as above

***Biology***

Sample ID: S-109-20FSP2003
Date/Time: 9/21/20 1133
Penetration: 4"
Number of jars: 1
Northing: 2707140.31 Easting: 816235.17
Water Depth: 7.4 Sediment Elevation:
Analyses: Benthic Infauna, Grainsize (8 oz. bag)

**Description/Surface Biology**
Same as above

***Biology***

Sample ID: S-109-20FSP2004
Date/Time: 9/21/20 1151
Penetration: 4"
Number of jars: 2707151.06 (1) CSH
Northing: ~~2707~~ CSH Easting: 816244.77
Water Depth: 7.2 Sediment Elevation:
Analyses: Benthic Infauna, Grainsize (8 oz. bag)

**Description/Surface Biology**
Same as above

Additional Comments:

AECOM

NBH - LTM VII

# Station ID: 111

Page 1 of 1

| | | |
|---|---|---|
| Client: USACE NAE | Sampling Equipment: | Date: 9/21/20 |
| Project Number: 60633277 | Modified Van Veen Grab, 0.04 $m^2$ | No. Unsuccessful Grabs: 0 |
| Water Depth: 9.2 | Weather: Sunny / windy, 63°F | |
| Vessel Name/Crew: Sigma T | | |
| Check box if GPS data cross-checked against GPS file: ☐ | | |

**YSI Parameters** (taken 1 meter above sediment surface)

| Depth (ft) | Temperature (°C) | Salinity (PSU) | Turbidity (NTU) | Dissolved Oxygen (mg/L) |
|---|---|---|---|---|
| 9.2 | 16.5 | 31.0 | 3.3 | 6.9 |

***Chemistry***

Sample ID: S-111-20FSP20-01
Date/Time: 9/21/20 @ 1130
Penetration: 10 cm
Northing: 2706611.4 Easting: 815952.4
Water Depth: 12.9 Sediment Elevation:
Analyses: PCB and TOC (1 - 4 oz. jar), Grainsize (8 oz. bag)

**Description/Surface Biology**

Dark grey-brown SILT, trace organics very soft, wet / saturated to soft

***Biology***

Sample ID: S-111-20FSP20-02
Date/Time: 9/21/20 @ 1200
Penetration: 10 cm
Number of jars: 1
Northing: 2706639 Easting: 815936
Water Depth: 12.9 Sediment Elevation:
Analyses: Benthic Infauna, Grainsize (8 oz. bag)

**Description/Surface Biology**

same as above
redox to 1cm

***Biology***

Sample ID: S-111-20FSP20-03
Date/Time: 9/21/20 @ 1210
Penetration: 10 cm
Number of jars: 1
Northing: 2706639 Easting: 815955
Water Depth: 13.2 Sediment Elevation:
Analyses: Benthic Infauna, Grainsize (8 oz. bag)

**Description/Surface Biology**

Same as above
redox to 2 cm

***Biology***

Sample ID: S-111-20FSP20-04
Date/Time: 9/21/20 @ 1245
Penetration: 10 cm
Number of jars: 1
Northing: 2706660 Easting: 815939
Water Depth: 12.4 Sediment Elevation:
Analyses: Benthic Infauna, Grainsize (8 oz. bag)

**Description/Surface Biology**

Same as above

Additional Comments: sediment too dark to discern redox unless otherwise noted

AECOM

NBH - LTM VII

# Station ID: 114



| | | |
|---|---|---|
| Client: USACE NAE | Sampling Equipment: | Date: 9/21/20 |
| Project Number: 60633277 | Modified Van Veen Grab, 0.4 $m^2$ | No. Unsuccessful Grabs: 1 |
| Water Depth: 10.3 | Weather: | |
| Vessel Name/Crew: Willing | | |
| Check box if GPS data cross-checked against GPS file: ☐ | | |

**YSI Parameters** (taken 1 meter above sediment surface)

| Depth (ft) | Temperature (°C) | Salinity (PSU) | Turbidity (NTU) | Dissolved Oxygen (mg/L) |
|---|---|---|---|---|
| 7.0 | 16.8 | 31.0 | 5.6 | 7.1 |

***Chemistry***

Sample ID: S-114-20FSP20-01
Date/Time: 9/21/20 1223
Penetration: 4"
Northing: 2706133.52 Easting: 815678.16
Water Depth: 10.2 Sediment Elevation:
Analyses: PCB and TOC (1 - 4 oz. jar), Grainsize (8 oz. bag)

**Description/Surface Biology**
very thin dark gray (<1cm) over gray silt ~~clay~~
Amphipod and polychete tubes

***Biology***

Sample ID: S-114-20FSP20-02
Date/Time: 9/21/20 1246
Penetration: 4
Number of jars: 1
Northing: 2706149.92 Easting: 815663.37
Water Depth: 10.1 Sediment Elevation:
Analyses: Benthic Infauna, Grainsize (8 oz. bag)

**Description/Surface Biology**
Same as above

***Biology***

Sample ID: S-114-20FSP20-03
Date/Time: 9/21/20 1302
Penetration: 4"
Number of jars: 1
Northing: 2706146.93 Easting: 815665.66
Water Depth: 10.6 Sediment Elevation:
Analyses: Benthic Infauna, Grainsize (8 oz. bag)

**Description/Surface Biology**
Same as above

***Biology***

Sample ID: S-114-20FSP20-04
Date/Time: 9/21/20 1315
Penetration: 4"
Number of jars: 1
Northing: 2706139.62 Easting: 815679.20
Water Depth: 9.9 Sediment Elevation:
Analyses: Benthic Infauna, Grainsize (8 oz. bag)

**Description/Surface Biology**
Same as above

Additional Comments:

AECOM

NBH - LTM VII

# Station ID: 115

Page 1 of 1

| | | |
|---|---|---|
| Client: USACE NAE | Sampling Equipment: | Date: 9/21/20 |
| Project Number: 60633277 | Modified Van Veen Grab, 0.04 $m^2$ | No. Unsuccessful Grabs: 0 |
| Water Depth: 7.3 | Weather: sunny, 63°F, windy | |
| Vessel Name/Crew: Sgma T: HJ BB CM ES | | |
| Check box if GPS data cross-checked against GPS file: ☐ | | |

**YSI Parameters** (taken 1 meter above sediment surface)

| Depth (ft) | Temperature (°C) | Salinity (PSU) | Turbidity (NTU) | Dissolved Oxygen (mg/L) |
|---|---|---|---|---|
| 6.3.7 | 16.2 | 31 | 3.8 | 6.9 |

***Chemistry***

| | |
|---|---|
| Sample ID: S-115-20FSP20-01 | **Description/Surface Biology** |
| Date/Time: 9/21/20 @ 1315 | Dark brown SILT, trace f. sand, very soft to soft, saturated to wet |
| Penetration: 10 cm | |
| Northing: 2706156 Easting: 816207 | |
| Water Depth: 7.3 Sediment Elevation: | |
| Analyses: PCB and TOC (1 - 4 oz. jar), Grainsize (8 oz. bag) | |

***Biology***

| | |
|---|---|
| Sample ID: S-115-20FSP20-02 | **Description/Surface Biology** |
| Date/Time: 9/21/20 @ 1339 | Same as above |
| Penetration: 10 cm | |
| Number of jars: 1 | |
| Northing: 2706143 Easting: 816208 | |
| Water Depth: 6.5 Sediment Elevation: | |
| Analyses: Benthic infauna, Grainsize (8 oz. bag) | |

***Biology***

| | |
|---|---|
| Sample ID: S-115-20FSP20-03 | **Description/Surface Biology** |
| Date/Time: 9/21/20 @ 1357 | Same as above |
| Penetration: 10 cm | |
| Number of jars: 1 | |
| Northing: 2706140 Easting: 816217 | |
| Water Depth: 5.4 Sediment Elevation: | |
| Analyses: Benthic infauna, Grainsize (8 oz. bag) | |

***Biology***

| | |
|---|---|
| Sample ID: S-115-20FSP20-04 | **Description/Surface Biology** |
| Date/Time: 9/21/20 @ 1423 | Same as above |
| Penetration: 10 cm | |
| Number of jars: 1 | |
| Northing: 2706139 Easting: 816222 | |
| Water Depth: 5.0 Sediment Elevation: | |
| Analyses: Benthic infauna, Grainsize (8 oz. bag) | |

Additional Comments: sediment too dark to discern redox

AECOM

NBH - LTM VII

# Station ID: 117

Page 1 of 1

| | | |
|---|---|---|
| Client: USACE NAE | Sampling Equipment: | Date: 9/21/20 |
| Project Number: 60633277 | Modified Van Veen Grab, 0.04 m² | No. Unsuccessful Grabs: 6 |
| Water Depth: 8.5 | Weather: | |
| Vessel Name/Crew: Willing: SH, DK, BJ, MW | | |
| Check box if GPS data cross-checked against GPS file: ☐ | | |

**YSI Parameters** (taken 1 meter above sediment surface)

| Depth (ft) | Temperature (°C) | Salinity (PSU) | Turbidity (NTU) | Dissolved Oxygen (mg/L) |
|---|---|---|---|---|
| 7.4 | 16.9 | 31.0 | 11.3 | 7.4 |

***Chemistry*** 4

Sample ID: S-117-20FSP20-01
Date/Time: 9/21/20 1403
Penetration: 4"
Northing: 2705774.16 Easting: 815333.15
Water Depth: 7.0 Sediment Elevation:
Analyses: PCB and TOC (1 - 4 oz. jar), Grainsize (8 oz. bag)

**Description/Surface Biology**
gray silt ~~clay~~
no surface bio observed

***Biology***

Sample ID: S-117-20FSP20-02
Date/Time: 9/21/20 1416
Penetration: 3.5
Number of jars: 1
Northing: 2705800.19 Easting: 815349.87
Water Depth: 7.5 Sediment Elevation:
Analyses: Benthic Infauna, Grainsize (8 oz. bag)

**Description/Surface Biology**
same as above

***Biology*** 2

Sample ID: S-117-20FSP20-03
Date/Time: 9/21/20 1439
Penetration: 3.5
Number of jars: 1
Northing: 2705776.56 Easting: 815363.86
Water Depth: 5.9 Sediment Elevation:
Analyses: Benthic Infauna, Grainsize (8 oz. bag)

**Description/Surface Biology**
similar to above with polychete and amphipod tubes
* Oil sheen rose while homogenizing for grain size

***Biology***

Sample ID: S-117-20FSP20-04
Date/Time: 9/21/20 1454
Penetration: 4
Number of jars: 1
Northing: 2705817.49 Easting: 815355.30
Water Depth: 7.9 Sediment Elevation:
Analyses: Benthic Infauna, Grainsize (8 oz. bag)

**Description/Surface Biology**
similar to 117-03, no sheen observed but odor noted

**Additional Comments:**

* odor also noted while processing benthic

AECOM

NBH - LTM VII

# Station ID: 120



| | | |
|---|---|---|
| Client: USACE NAE | Sampling Equipment: | Date: 9/21/20 |
| Project Number: 60633277 | Modified Van Veen Grab, 0.4 $m^2$ | No. Unsuccessful Grabs: 0 |
| Water Depth: 9.9 | Weather: Sunny / windy 64°F | |
| Vessel Name/Crew: Sigma T : HJ BB ES CM | | |
| Check box if GPS data cross-checked against GPS file: ☐ | | |

**YSI Parameters** (taken 1 meter above sediment surface)

| Depth (ft) | Temperature (°C) | Salinity (PSU) | Turbidity (NTU) | Dissolved Oxygen (mg/L) |
|---|---|---|---|---|
| 7.0 | 16.2 | 31.0 | 3.9 | 6.9 |

***Chemistry***

| | |
|---|---|
| Sample ID: S-120-20FSP20-01 | **Description/Surface Biology** |
| Date/Time: 9/21/20 1455 | Shell hash / shells |
| Penetration: 10 cm | Dark brown SILT, very soft, saturated to wet |
| Northing: 2704971 Easting: 815032 | slight petroleum-like odor |
| Water Depth: 9.9 Sediment Elevation: | |
| Analyses: PCB and TOC (1 - 4 oz. jar), Grainsize (8 oz. bag) | |

***Biology***

| | |
|---|---|
| Sample ID: S-120-20FSP20-02 | **Description/Surface Biology** |
| Date/Time: 9/21/20 1524 | same as above |
| Penetration: 10 cm | |
| Number of jars: 1 | |
| Northing: 2704970 Easting: 815031 | moderate petroleum-like odor<br>moderate sheen on water |
| Water Depth: 9.7 Sediment Elevation: | |
| Analyses: Benthic infauna, Grainsize (8 oz. bag) | 2 cm redox |

***Biology***

| | |
|---|---|
| Sample ID: S-120-20FSP20-03 | **Description/Surface Biology** |
| Date/Time: 9/21/20 1538 | Same as above, no sheen |
| Penetration: 10 cm | slight petroleum-like odor |
| Number of jars: 1 | |
| Northing: 2704962 Easting: 815051 | |
| Water Depth: 9.5 Sediment Elevation: | |
| Analyses: Benthic infauna, Grainsize (8 oz. bag) | |

***Biology***

| | |
|---|---|
| Sample ID: S-120-20FSP20-04 | **Description/Surface Biology** |
| Date/Time: 9/21/20 1602 | same as above, trace to little |
| Penetration: 10 cm | fine sand |
| Number of jars: 2 | trace sheen on water |
| Northing: 2704995 Easting: 815044 | slight petroleum-like odor |
| Water Depth: 8.6 Sediment Elevation: | |
| Analyses: Benthic infauna, Grainsize (8 oz. bag) | |

Additional Comments: redox not discernible because sediment too dark unless otherwise noted.

AECOM

NBH - LTM VII

# Station ID: 121

Page 1 of 1

| | | |
|---|---|---|
| Client: USACE NAE | Sampling Equipment: | Date: 9/21/20 |
| Project Number: 60633277 | Modified Van VeenGrab, 0.04 $m^2$ | No. Unsuccessful Grabs: 2 |
| Water Depth: 5.4 | Weather: sunny, mild, mild wind | |
| Vessel Name/Crew: Willing SH, DK, SJ, MW | | |
| Check box if GPS data cross-checked against GPS file: ☐ | | |

**YSI Parameters** (taken 1 meter above sediment surface)

| Depth (ft) | Temperature (°C) | Salinity (PSU) | Turbidity (NTU) | Dissolved Oxygen (mg/L) |
|---|---|---|---|---|
| ~~4.6~~ 3.0 | 17.1 | 30.9 | 29.4 | 7.8 |

***Chemistry***

Sample ID: S-121-20FSP20-01

Date/Time: 9/21/20 1528

Penetration: 4"

Northing: 2704966.86 Easting: 815609.13

Water Depth: 4.0 Sediment Elevation:

Analyses: PCB and TOC (1 - 4 oz. jar), Grainsize (8 oz. bag)

**Description/Surface Biology**

gray silt ~~y clay~~ (TB) amphipod and polychete tubes

***Biology***

Sample ID: S-121-20FSP20-02

Date/Time: 9/21/20 1537

Penetration: 4"

Number of jars: (1) 2704980.48 815573.49

Northing: ~~2704965.23~~ Easting: ~~815574.78~~ OSH

Water Depth: 4.3 Sediment Elevation:

Analyses: Benthic infauna, Grainsize (8 oz. bag)

**Description/Surface Biology**

Same as above

***Biology***

Sample ID: S-121-20FSP20-03

Date/Time: 9/21/20 1543

Penetration: 4"

Number of jars: 1

Northing: 2704965.48 Easting: 815597.19

Water Depth: 4.0 Sediment Elevation:

Analyses: Benthic infauna, Grainsize (8 oz. bag)

**Description/Surface Biology**

Same as above

***Biology***

Sample ID: S-121-20FSP20-04

Date/Time: 9/21/20 1608

Penetration: 4

Number of jars: 1

Northing: 2705000.99 Easting: 815613.55

Water Depth: 4.0 Sediment Elevation:

Analyses: Benthic infauna, Grainsize (8 oz. bag)

**Description/Surface Biology**

thin dark grey silt ~~y clay~~ (TB) (<1cm) over gray silt ~~y clay~~ (TB) with amphipod and polychete tubes. Top 1 inch was fluffy (as all other samples today) stiffer below. Odor noted, no sheen observed

Additional Comments:

AECOM

NBH - LTM VII

# Station ID: 123



| | | |
|---|---|---|
| Client: USACE NAE | Sampling Equipment: | Date: 9/22/20 |
| Project Number: 60633277 | Modified Van Veen Grab, 0.04 $m^2$ | No. Unsuccessful Grabs: 0 |
| Water Depth: 8.4 | Weather: partly cloudy, 48°F | |
| Vessel Name/Crew: Sigma T. HJ BB CM ES | | |
| Check box if GPS data cross-checked against GPS file: ☐ | | |

**YSI Parameters** (taken 1 meter above sediment surface)

| Depth (ft) | Temperature (°C) | Salinity (PSU) | Turbidity (NTU) | Dissolved Oxygen (mg/L) |
|---|---|---|---|---|
| 5.7 | 15.7 | 31.2 | 5.5 | 6.3 |

***Chemistry***

| | |
|---|---|
| Sample ID: S-123-20FSP20-01 | **Description/Surface Biology** |
| Date/Time: 9/22/20 0851 | Dark brown SILT, very soft, saturated |
| Penetration: 10 cm | some shells/bivalves, little organics |
| Northing: 2704638 Easting: 815372 | trace to little F. sand |
| Water Depth: 8.4 Sediment Elevation: | |
| Analyses: PCB and TOC (1 - 4 oz. jar), Grainsize (8 oz. bag) | |

***Biology***

| | |
|---|---|
| Sample ID: S-123-20FSP20-02 | **Description/Surface Biology** |
| Date/Time: 9/22/20 0915 | Same as above, |
| Penetration: 10 cm | slight sheen on water |
| Number of jars: 1 | |
| Northing: 2704639 Easting: 815377 | |
| Water Depth: 9.1 Sediment Elevation: | |
| Analyses: Benthic Infauna, Grainsize (8 oz. bag) | |

***Biology***

| | |
|---|---|
| Sample ID: S-123-20FSP20-03 | **Description/Surface Biology** |
| Date/Time: 9/22/20 0930 | Same as above, no sheen |
| Penetration: 9 cm | trace fine gravel |
| Number of jars: 1 | |
| Northing: 2704632 Easting: 815377 | |
| Water Depth: 9.2 Sediment Elevation: | |
| Analyses: Benthic Infauna, Grainsize (8 oz. bag) | |

***Biology***

| | |
|---|---|
| Sample ID: S-123-20FSP20-04 | **Description/Surface Biology** |
| Date/Time: 9/22/20 0955 | Same as above, no sheen |
| Penetration: 10 cm | |
| Number of jars: 1 | |
| Northing: 2704630 Easting: 815377 | |
| Water Depth: 8.9 Sediment Elevation: | |
| Analyses: Benthic Infauna, Grainsize (8 oz. bag) | |

**Additional Comments:** Collected replicate grab for chemistry S-123-20FSP20-01-REP @ 0904
N 2704630 E 815379
9.6ft water depth
No discernible RPD

AECOM

NBH - LTM VII

# Station ID: 125



| | | |
|---|---|---|
| Client: USACE NAE | Sampling Equipment: | Date: 9/22/20 |
| Project Number: 60633277 | Modified Van Veen Grab, 0.04 $m^2$ | No. Unsuccessful Grabs: 1 |
| Water Depth: 10.5 | Weather: overcast, cool, light breeze | |
| Vessel Name/Crew: Willing : SH, DK, BJ, MW | | |
| Check box if GPS data cross-checked against GPS file: ☐ | | |

**YSI Parameters** (taken 1 meter above sediment surface)

| Depth (ft) | Temperature (°C) | Salinity (PSU) | Turbidity (NTU) | Dissolved Oxygen (mg/L) |
|---|---|---|---|---|
| 7.8 | 16.0 | 31.0 | 4.7 | 7.1 |

## Chemistry

Sample ID: S-125-20FSP20-01
Date/Time: 9/22/20 0901
Penetration: 4", 10cm
Northing: 2704131.43 Easting: 815085.07
Water Depth: 10.5 Sediment Elevation:
Analyses: PCB and TOC (1 - 4 oz. jar), Grainsize (8 oz. bag)

**Description/Surface Biology**
redox (dark gray to gray) at <1cm
some polychete tubes, some oil sheen
silt, ~~some clay~~ MB

## Biology

Sample ID: S-125-20FSP20-02
Date/Time: 9/22/20 0916
Penetration: 3.5, 9 cm
Number of jars: 1
Northing: 2704128.80 Easting: ~~815014.19~~ 815114.19 CSH
Water Depth: 10.4 Sediment Elevation:
Analyses: Benthic Infauna, Grainsize (8 oz. bag)

**Description/Surface Biology**
similar to above
some sheen and odor
lots of shells

## Biology

Sample ID: S-125-20FSP20-03
Date/Time: 9/22/20 0941
Penetration: 4", 10 cm
Number of jars: 1
Northing: 2704151.54 Easting: 815074.28
Water Depth: 10.6 Sediment Elevation:
Analyses: Benthic Infauna, Grainsize (8 oz. bag)

**Description/Surface Biology**
similar
fewer shells, no tubes
significant sheen

## Biology

Sample ID: S-125-20FSP20-04
Date/Time: 9/22/20 0958
Penetration: 4", 10cm
Number of jars: 1
Northing: 2700414.44 Easting: 815073.10
Water Depth: 10.2 Sediment Elevation:
Analyses: Benthic Infauna, Grainsize (8 oz. bag)

**Description/Surface Biology**
similar to 125-03 above
but with lots of shells

Additional Comments:

AECOM

NBH - LTM VII

# Station ID: 126

Page 1 of 1

| | | |
|---|---|---|
| Client: USACE NAE | Sampling Equipment: | Date: 9/22/20 |
| Project Number: 60633277 | Modified Van Veen Grab, 0.1 m² | No. Unsuccessful Grabs: 7 |
| Water Depth: 5.1 | Weather: cool, overcast, wind increasing | |
| Vessel Name/Crew: Willing, SH, DK, BJ, MW | | |
| Check box if GPS data cross-checked against GPS file: ☐ | | |

**YSI Parameters** (taken 1 meter above sediment surface)

| Depth (ft) | Temperature (°C) | Salinity (PSU) | Turbidity (NTU) | Dissolved Oxygen (mg/L) |
|---|---|---|---|---|
| ~~3.0~~ 1.5 | 15.8 | 30.7 | 5.3 | 7.0 |

***Chemistry***

| | |
|---|---|
| Sample ID: S-126-20FSP20-01 | **Description/Surface Biology** |
| Date/Time: 9/22/20 1109 | Dark brown silty fine sand, some medium sand, few polychete tubes, no redox observed |
| Penetration: 8 cm | |
| Northing: 2704129.99 Easting: 815588.29 | |
| Water Depth: 3.2 Sediment Elevation: | |
| Analyses: PCB and TOC (1 - 4 oz. jar), Grainsize (8 oz. bag) | |

***Biology***

| | |
|---|---|
| Sample ID: S-126-20FSP20-02 | **Description/Surface Biology** |
| Date/Time: 9/22/20 1118 | Dark brown silty fine to medium sand, some coarse sand, few polychete tubes |
| Penetration: 9 cm | |
| Number of jars: 1 | |
| Northing: 2704117.80 Easting: 815593.56 | |
| Water Depth: 4.0 Sediment Elevation: | |
| Analyses: Benthic Infauna, Grainsize (8 oz. bag) | |

***Biology***

| | |
|---|---|
| Sample ID: S-126-20FSP20-03 | **Description/Surface Biology** |
| Date/Time: 9/22/20 1135 | similar to 126-02 above |
| Penetration: 8 cm | |
| Number of jars: 1 | |
| Northing: 2704129.45 Easting: 815606.44 | |
| Water Depth: 4.2 Sediment Elevation: | |
| Analyses: Benthic Infauna, Grainsize (8 oz. bag) | |

***Biology***

| | |
|---|---|
| Sample ID: S-126-20FSP20-04 | **Description/Surface Biology** |
| Date/Time: 9/22/20 1150 | similar to 126-01 above |
| Penetration: 8.5 | |
| Number of jars: 1 | |
| Northing: 2704120.04 Easting: 815618.17 | |
| Water Depth: 3.5 Sediment Elevation: | |
| Analyses: Benthic Infauna, Grainsize (8 oz. bag) | |

Additional Comments:

AECOM

NBH - LTM VII

# Station ID: 128



| | | |
|---|---|---|
| Client: USACE NAE | Sampling Equipment: | Date: 9/22/20 |
| Project Number: 60633277 | Modified Van Veen Grab, 0.04 $m^2$ | No. Unsuccessful Grabs: 0 |
| Water Depth: 11 | Weather: partly cloudy / windy 55°F | |
| Vessel Name/Crew: sigmaT : HJ, BB, CM, ES | | |
| Check box if GPS data cross-checked against GPS file: ☐ | | |

**YSI Parameters** (taken 1 meter above sediment surface)

| Depth (ft) | Temperature (°C) | Salinity (PSU) | Turbidity (NTU) | Dissolved Oxygen (mg/L) |
|---|---|---|---|---|
| 6.0 | 16.14 | 31.6 | 4.2 | 6.9 |

## Chemistry

| | |
|---|---|
| Sample ID: S-128-20FSP20-01 | **Description/Surface Biology** |
| Date/Time: 9/22/20 1102 | Dark olive/brown to black SILT, some organic debris, trace fine sand, moderate sheen / petroleum-like odor, some bivalve shells |
| Penetration: 10 cm | |
| Northing: 2703633 Easting: 815382 | |
| Water Depth: ~~8.4~~ 11.0 Sediment Elevation: | |
| Analyses: PCB and TOC (1 - 4 oz. jar), Grainsize (8 oz. bag) | |

## Biology

| | |
|---|---|
| Sample ID: S-128-20FSP20-02 | **Description/Surface Biology** |
| Date/Time: 9/22/20 1115 | Same as above, moderate sheen / petroleum-like odor |
| Penetration: 10 cm | |
| Number of jars: 1 | |
| Northing: 2703633 Easting: 815372 | |
| Water Depth: 15.0 Sediment Elevation: | |
| Analyses: Benthic Infauna, Grainsize (8 oz. bag) | |

## Biology

| | |
|---|---|
| Sample ID: S-128-20FSP20-03 | **Description/Surface Biology** |
| Date/Time: 9/22/20 1127 | Same as above, very soft to soft, polychaete worm - alive, trace sheen |
| Penetration: 10 cm | |
| Number of jars: 1 | |
| Northing: 2703632 Easting: 815369 | |
| Water Depth: 15.4 Sediment Elevation: | |
| Analyses: Benthic Infauna, Grainsize (8 oz. bag) | |

## Biology

| | |
|---|---|
| Sample ID: S-128-20FSP20-04 | **Description/Surface Biology** |
| Date/Time: 9/22/20 1207 | Same as above, trace sheen, polychaete tubes |
| Penetration: 10 cm | |
| Number of jars: 1 | |
| Northing: 2703623 Easting: 815371 | |
| Water Depth: 15.7 Sediment Elevation: | |
| Analyses: Benthic Infauna, Grainsize (8 oz. bag) | |

Additional Comments: No discernible RPD

AECOM

NBH - LTM VII

# Station ID: 130



| | | |
|---|---|---|
| Client: USACE NAE | Sampling Equipment: | Date: 9/23/20 |
| Project Number: 60633277 | Modified Van Veen Grab, 0.1 $m^2$ | No. Unsuccessful Grabs: 1 |
| Water Depth: 11.1 | Weather: Sunny, 68°F | |
| Vessel Name/Crew: Sigma T: HJ, BB, CM, ES | | |
| Check box if GPS data cross-checked against GPS file: ☐ | | |

**YSI Parameters** (taken 1 meter above sediment surface)

| Depth (ft) | Temperature (°C) | Salinity (PSU) | Turbidity (NTU) | Dissolved Oxygen (mg/L) |
|---|---|---|---|---|
| 10.6 | 15.7 | 31.5 | 3.6 | 7.1 |

## Chemistry

| | |
|---|---|
| Sample ID: S-130-20FSP20-01 | **Description/Surface Biology** |
| Date/Time: 9/23/20 1009 | Dark brown to black SILT, trace f. sand very soft to soft slight petroleum-like odor |
| Penetration: 10 cm | |
| Northing: 2703173 Easting: 815179 | |
| Water Depth: 11.1 Sediment Elevation: | |
| Analyses: PCB and TOC (1 - 4 oz jar), Grainsize (8 oz. bag) | |

## Biology

| | |
|---|---|
| Sample ID: S-130-20FSP20-02 | **Description/Surface Biology** |
| Date/Time: 9/23/20 1030 | Same as above |
| Penetration: 10 cm | trace sheen / slight petro-like odor |
| Number of jars: 1 | |
| Northing: 2703152 Easting: 815172 | |
| Water Depth: 10.6 Sediment Elevation: | |
| Analyses: Benthic infauna, Grainsize (8 oz. bag) | |

## Biology

| | |
|---|---|
| Sample ID: S-130-20FSP20-03 | **Description/Surface Biology** |
| Date/Time: 9/23/20 1039 | Same as above |
| Penetration: 10 cm | trace sheen / slight petro-like odor |
| Number of jars: 1 | |
| Northing: 2703121 Easting: 815169 | |
| Water Depth: 10.6 Sediment Elevation: | |
| Analyses: Benthic infauna, Grainsize (8 oz. bag) | |

## Biology

| | |
|---|---|
| Sample ID: S-130-20FSP20-04 | **Description/Surface Biology** |
| Date/Time: 9/23/20 1112 | same as above |
| Penetration: 10 cm | trace sheen / slight petro-like odor |
| Number of jars: 1 | trace shell hash |
| Northing: 2703143 Easting: 815153 | |
| Water Depth: 11.4 Sediment Elevation: | |
| Analyses: Benthic infauna, Grainsize (8 oz. bag) | |

Additional Comments: No discernible RPD

AECOM

NBH - LTM VII

# Station ID: 131

Page 1 of 1

| | | |
|---|---|---|
| Client: USACE NAE | Sampling Equipment: | Date: 9/22/20 |
| Project Number: 60633277 | Modified Van Veen Grab, 0.04 m² | No. Unsuccessful Grabs: 0 |
| Water Depth: 10.8 | Weather: overcast, cool, windy, choppy | |
| Vessel Name/Crew: Willing: SH, DK, BJ, MW | | |
| Check box if GPS data cross-checked against GPS file: ☐ | | |

**YSI Parameters** (taken 1 meter above sediment surface)

| Depth (ft) | Temperature (°C) | Salinity (PSU) | Turbidity (NTU) | Dissolved Oxygen (mg/L) |
|---|---|---|---|---|
| 7.9 | 16.6 | 31.2 | 4.8 | 7.8 |

***Chemistry***

Sample ID: S-131-20FSP20-01
Date/Time: 9/22/20 1218
Penetration: 9 cm
Northing: 2703128.44 Easting: 815668.41
Water Depth: 10.5 Sediment Elevation:
Analyses: PCB and TOC (1 - 4 oz. jar), Grainsize (8 oz. bag)

**Description/Surface Biology**
olive gray fluffy silt over olive gray silt ~~and clay~~ (HB) Thin redox (<1 cm)

***Biology***

Sample ID: S-131-20FSP20-02
Date/Time: 9/22/20 1232
Penetration: 10 cm
Number of jars: 1
Northing: 2703146.61 Easting: 815662.74
Water Depth: 10.5 Sediment Elevation:
Analyses: Benthic infauna, Grainsize (8 oz. bag)

**Description/Surface Biology**
Olive gray fluffy silt over olive gray silt ~~and clay~~ (HB) Few polychete tubes

***Biology***

Sample ID: S-131-20FSP20-03
Date/Time: 9/22/20 1256
Penetration: 10 cm
Number of jars: 1
Northing: 2703126.39 Easting: 815697.02
Water Depth: 11.0 Sediment Elevation:
Analyses: Benthic infauna, Grainsize (8 oz. bag)

**Description/Surface Biology**
Same as above

***Biology***

Sample ID: S-131-20FSP20-04
Date/Time: 9/22/20 1313
Penetration: 10 cm
Number of jars: 1
Northing: 2703125.37 Easting: 815716.02
Water Depth: 10.7 Sediment Elevation:
Analyses: Benthic infauna, Grainsize (8 oz. bag)

**Description/Surface Biology**
Same as above

Additional Comments:

AECOM

NBH - LTM VII

# Station ID: 134

Page 1 of 1

| | | |
|---|---|---|
| Client: USACE NAE | Sampling Equipment: | Date: 9/22/20 |
| Project Number: 60633277 | Modified Van Veen Grab, 0.04 m² | No. Unsuccessful Grabs: 1 |
| Water Depth: 14.9 | Weather: partly cloudy / windy 60°F | |
| Vessel Name/Crew: Sigma T: HT, BB, CM, ES | | |
| Check box if GPS data cross-checked against GPS file: ☐ | | |

**YSI Parameters** (taken 1 meter above sediment surface)

| Depth (ft) | Temperature (°C) | Salinity (PSU) | Turbidity (NTU) | Dissolved Oxygen (mg/L) |
|---|---|---|---|---|
| 14.6 | 16.8 | 31.7 | 3.8 | 7.1 |

## Chemistry

Sample ID: S-134-20FSP20-01

Date/Time: 9/22/20 1316

Penetration: 9

Northing: 2702637 Easting: 815400

Water Depth: 14.9 Sediment Elevation:

Analyses: PCB and TOC (1 - 4 oz. jar), Grainsize (8 oz. bag)

**Description/Surface Biology**

Dark brown/grey SILT, trace to little fine sand very soft

## Biology

Sample ID: S-134-20FSP20-02

Date/Time: 9/22/20 1331

Penetration: 10 cm

Number of jars: 1

Northing: 2702622 Easting: 815369

Water Depth: 13.1 Sediment Elevation:

Analyses: Benthic infauna, Grainsize (8 oz. bag)

**Description/Surface Biology**

Same as above

RPD = 2cm

## Biology

Sample ID: S-134-20FSP20-03

Date/Time: 9/22/20 1350

Penetration: 10 cm

Number of jars: 1

Northing: 2702655 Easting: 815337

Water Depth: 4.1 Sediment Elevation:

Analyses: Benthic infauna, Grainsize (8 oz. bag)

**Description/Surface Biology**

Same as above, slight sheen

some shell hash

## Biology

Sample ID: S-134-20FSP20-04

Date/Time: 9/22/20 1410

Penetration: 8 cm

Number of jars: 1

Northing: 2702627 Easting: 815378

Water Depth: 12.1 Sediment Elevation:

Analyses: Benthic infauna, Grainsize (8 oz. bag)

**Description/Surface Biology**

Same as above, slight sheen

some shells (bivalves)

Additional Comments: No discernible RPD unless otherwise noted

AECOM

NBH - LTM VII

# Station ID: 135

Page 1 of 1

| | | |
|---|---|---|
| Client: USACE NAE | Sampling Equipment: | Date: 9/22/20 |
| Project Number: 60633277 | Modified Van Veen Grab, 0.04 m² | No. Unsuccessful Grabs: 6 |
| Water Depth: 5.5 | Weather: mild, mostly cloudy, winds diminishing | |
| Vessel Name/Crew: Willing: SH, DK, BJ, MW | | |
| Check box if GPS data cross-checked against GPS file: ☐ | | |

**YSI Parameters** (taken 1 meter above sediment surface)

| Depth (ft) | Temperature (°C) | Salinity (PSU) | Turbidity (NTU) | Dissolved Oxygen (mg/L) |
|---|---|---|---|---|
| 2.3 | 16.5 | 31.2 | 3.4 | 7.7 |

***Chemistry***

Sample ID: S-135-20FSP20-01 CSH
Date/Time: 9/22/20 ~~11~~ 1342
Penetration: 8.5
Northing: 2702583.71 Easting: 815884.15
Water Depth: 5.5 Sediment Elevation:
Analyses: PCB and TOC (1 - 4 oz. jar), Grainsize (8 oz. bag)

**Description/Surface Biology**
Dark to olive gray silty fine to medium sand, some coarse sand. Crab in sampler

***Biology*** 1/1

Sample ID: S-135-20FSP20-02
Date/Time: 9/22/20 1412
Penetration: 8 cm
Number of jars: 1
Northing: 2702586.32 Easting: 815908.01
Water Depth: 3.8 Sediment Elevation:
Analyses: Benthic Infauna, Grainsize (8 oz. bag)

**Description/Surface Biology**
Olive gray silty sand and gravel

***Biology*** 1/1

Sample ID: S-135-20FSP20-03
Date/Time: 9/22/20 1427
Penetration: 9 cm
Number of jars: 1
Northing: 2702559.52 Easting: 815872.91
Water Depth: 4.1 Sediment Elevation:
Analyses: Benthic Infauna, Grainsize (8 oz. bag)

**Description/Surface Biology**
olive gray top 1 cm (redox) over dark gray silty fine to medium sand, some coarse sand and gravel some polychaete tubes

***Biology*** 1

Sample ID: S-135-20FSP20-04
Date/Time: 9/22/20 1442
Penetration: 8.5 cm
Number of jars: 1 CSH
Northing: ~~2705~~ 2702562.84 Easting: 815885.85
Water Depth: 3.7 Sediment Elevation:
Analyses: Benthic Infauna, Grainsize (8 oz. bag)

**Description/Surface Biology**
same as above

Additional Comments:

AECOM

NBH - LTM VII

# Station ID: 138



| | | |
|---|---|---|
| Client: USACE NAE | Sampling Equipment: | Date: 9/22/20 |
| Project Number: 60633277 | Modified Van Veen Grab, 0.04 m² | No. Unsuccessful Grabs: 0 |
| Water Depth: 6.0 | Weather: partly cloudy / windy 64°F | |
| Vessel Name/Crew: Sigma T 2 HJ, BB, CM, ES | | |
| Check box if GPS data cross-checked against GPS file: ☐ | | |

**YSI Parameters** (taken 1 meter above sediment surface)

| Depth (ft) | Temperature (°C) | Salinity (PSU) | Turbidity (NTU) | Dissolved Oxygen (mg/L) |
|---|---|---|---|---|
| 3.0 | 16.5 | 31.7 | 2.3 | 7.7 |

## Chemistry

Sample ID: S-138-20FSP20-01
Date/Time: 9/22/20 1427
Penetration: 10 cm
Northing: 2702127 Easting: 814516
Water Depth: 6.0 Sediment Elevation:
Analyses: PCB and TOC (1 - 4 oz jar), Grainsize (8 oz. bag)

**Description/Surface Biology**
Dark brown SILT, trace to little fine sand

## Biology

Sample ID: S-138-20FSP20-02
Date/Time: 9/22/20 1452
Penetration: 10 cm
Number of jars: 1
Northing: 2702132 Easting: 814505
Water Depth: 7.8 Sediment Elevation:
Analyses: Benthic infauna, Grainsize (8 oz. bag)

**Description/Surface Biology**
Same as above
aquatic veg on surface

## Biology

Sample ID: S-138-20FSP20-03
Date/Time: 9/22/20 1504
Penetration: 10 cm
Number of jars: 1
Northing: 2702126 Easting: 814536
Water Depth: 7.9 Sediment Elevation:
Analyses: Benthic infauna, Grainsize (8 oz. bag)

**Description/Surface Biology**
Same as above
aquatic veg on surface

## Biology

Sample ID: S-138-20FSP20-04
Date/Time: 9/22/20 1528
Penetration: 10 cm
Number of jars: 1
Northing: 2702124 Easting: 814509
Water Depth: 8.2 Sediment Elevation:
Analyses: Benthic infauna, Grainsize (8 oz. bag)

**Description/Surface Biology**
Same as above
few shells / shell hash

Additional Comments: RPD not discernible

AECOM

NBH - LTM VII

# Station ID: 139



| | | |
|---|---|---|
| Client: USACE NAE | Sampling Equipment: | Date: 9/23/20 |
| Project Number: 60633277 | Modified Van Veen Grab, 0.04 m² | No. Unsuccessful Grabs: 6 |
| Water Depth: 6.8 | Weather: Sunny, 60°F | |
| Vessel Name/Crew: Sigma T : HJ, BB, CM, ES | | |
| Check box if GPS data cross-checked against GPS file: ☐ | | |

**YSI Parameters** (taken 1 meter above sediment surface)

| Depth (ft) | Temperature (°C) | Salinity (PSU) | Turbidity (NTU) | Dissolved Oxygen (mg/L) |
|---|---|---|---|---|
| 3.2 | 15.7 | 31.8 | 1.3 | 7.4 |

***Chemistry***

| | |
|---|---|
| Sample ID: S-139-20FSP20-01 | **Description/Surface Biology** |
| Date/Time: 9/23/20 0836 | Dark olive brown to dark brown SILT, little f-m sand trace shell hash very soft |
| Penetration: 9 cm | |
| Northing: 2702134 Easting: 815084 | |
| Water Depth: 6.8 Sediment Elevation: | |
| Analyses: PCB and TOC (1 - 4 oz. jar), Grainsize (8 oz. bag) | |

***Biology***

| | |
|---|---|
| Sample ID: S-139-20FSP20-02 | **Description/Surface Biology** |
| Date/Time: 9/23/20 0857 | Same as above very soft to soft ~~trace~~ little shell hash /shells |
| Penetration: 9 cm | |
| Number of jars: 1 | |
| Northing: 2702133 Easting: 815093 | |
| Water Depth: 6.0 Sediment Elevation: | |
| Analyses: Benthic Infauna, Grainsize (8 oz. bag) | |

***Biology***

| | |
|---|---|
| Sample ID: S-139-20FSP20-03 | **Description/Surface Biology** |
| Date/Time: 9/23/20 0938 | Dark brown SILT, some fine-med sand some shells / shell hash quahogs (live) trace coarse sand |
| Penetration: 8 cm | |
| Number of jars: 2 | |
| Northing: 2701995 Easting: 815066 | |
| Water Depth: 6.5 Sediment Elevation: | |
| Analyses: Benthic Infauna, Grainsize (8 oz. bag) | |

***Biology***

| | |
|---|---|
| Sample ID: S-139-20FSP20-04 | **Description/Surface Biology** |
| Date/Time: 9/23/20 0943 | Dark brown SILT, little f-m sand, trace coarse sand little shell hash / shells |
| Penetration: 8 cm | |
| Number of jars: 1 | |
| Northing: 2702037 Easting: 815220 | |
| Water Depth: 8.2 Sediment Elevation: | |
| Analyses: Benthic Infauna, Grainsize (8 oz. bag) | |

Additional Comments: No discernible RPD
Unsuccessful grabs due to shells in jaws causing wash out

AECOM

NBH - LTM VII

# Station ID: 140



| | | |
|---|---|---|
| Client: USACE NAE | Sampling Equipment: | Date: 9/22/20 |
| Project Number: 60633277 | Modified Van Veen Grab, 0.04 m² | No. Unsuccessful Grabs: 0 |
| Water Depth: 12.0 | Weather: overcast, mild, breezy | |
| Vessel Name/Crew: Willing: SH, DK, BJ, MW | | |
| Check box if GPS data cross-checked against GPS file: ☐ | | |

**YSI Parameters** (taken 1 meter above sediment surface)

| Depth (ft) | Temperature (°C) | Salinity (PSU) | Turbidity (NTU) | Dissolved Oxygen (mg/L) |
|---|---|---|---|---|
| 8.6 | 16.8 | 31.3 | 5.7 | 7.9 |

***Chemistry***

Sample ID: S-140-20FSP20-01
Date/Time: 9/22/20 1506
Penetration: 10 cm
Northing: 2702139.58 Easting: 815684.85
Water Depth: 12.0 Sediment Elevation:
Analyses: PCB and TOC (1 - 4 oz jar), Grainsize (8 oz. bag)

**Description/Surface Biology**
olive gray top 1 cm (redox) over dark gray silt
no bio observed
some sheen while handling sample

***Biology***

Sample ID: S-140-20FSP20-02
Date/Time: 9/22/20 1520
Penetration: 10 cm
Number of jars: 1
Northing: 2702129.81 Easting: 815677.42
Water Depth: 11.3 Sediment Elevation:
Analyses: Benthic Infauna, Grainsize (8 oz. bag)

**Description/Surface Biology**
similar with more sheen and odor

***Biology***

Sample ID: S-140-20FSP20-03
Date/Time: 9/22/20 1538
Penetration: 10 cm
Number of jars: 1
Northing: 2702140.64 Easting: 815660.45
Water Depth: 12.2 Sediment Elevation:
Analyses: Benthic Infauna, Grainsize (8 oz. bag)

**Description/Surface Biology**
same as above

***Biology***

Sample ID: S-140-20FSP20-04
Date/Time: 9/22/20 1558
Penetration: 10 cm
Number of jars: 1
Northing: 2702126.03 Easting: 815686.12
Water Depth: 8.7 Sediment Elevation:
Analyses: Benthic Infauna, Grainsize (8 oz. bag)

**Description/Surface Biology**
similar with lots of shells

Additional Comments:

AECOM

NBH - LTM VII

# Station ID: 146

Page 1 of 1

| | | |
|---|---|---|
| Client: USACE NAE | Sampling Equipment: | Date: 9/23/20 |
| Project Number: 60633277 | Modified Van Veen Grab, 0.04 m² | No. Unsuccessful Grabs: 4 |
| Water Depth: 10.8 | Weather: clear, mild, light breeze | |
| Vessel Name/Crew: Willing: SH, DK, BJ, MW | | |
| Check box if GPS data cross-checked against GPS file: ☐ | | |

**YSI Parameters** (taken 1 meter above sediment surface)

| Depth (ft) | Temperature (°C) | Salinity (PSU) | Turbidity (NTU) | Dissolved Oxygen (mg/L) |
|---|---|---|---|---|
| 8.2 | 16.1 | 31.4 | 3.7 | 7.3 |

***Chemistry***

Sample ID: S-146-20FSP20-01
Date/Time: 9/23/20 0857
Penetration: 10 cm.
Northing: 2701651.34 Easting: 815490.31
Water Depth: 12.3 Sediment Elevation:
Analyses: PCB and TOC (1 - 4 oz. jar), Grainsize (8 oz. bag)

**Description/Surface Biology**
Thin olive gray (<1cm) over dark gray silt. No bio observed on surface inspection

***Biology***

Sample ID: S-146-20FSP20-02
Date/Time: 9/23/20 0909
Penetration: 10 cm
Number of jars: 1
Northing: 2701650.06 Easting: 815496.80
Water Depth: 12.5 Sediment Elevation:
Analyses: Benthic infauna, Grainsize (8 oz. bag)

**Description/Surface Biology**
Similar to above. Some sheen observed while filtering/sieving for benthic sample.

***Biology***

Sample ID: S-146-20FSP20-03
Date/Time: 9/23/20 0924
Penetration: 10 cm
Number of jars: 1
Northing: 2701650.30 Easting: 815485.50
Water Depth: 12.6 Sediment Elevation:
Analyses: Benthic infauna, Grainsize (8 oz. bag)

**Description/Surface Biology**
Same as 146-02 above

***Biology***

Sample ID: S-146-20FSP20-04
Date/Time: 9/23/20 0940
Penetration: 10 cm
Number of jars: 1
Northing: 2701664.49 Easting: 815476.29
Water Depth: 12.7 Sediment Elevation:
Analyses: Benthic infauna, Grainsize (8 oz. bag)

**Description/Surface Biology**
Same as above

**Additional Comments:**

Moved ~100' east during first grab after 4 failed attempts due to heavy shell content

AECOM

NBH - LTM VII

# Station ID: 147



| | | |
|---|---|---|
| Client: USACE NAE | Sampling Equipment: | Date: 9/23/20 |
| Project Number: 60633277 | Modified Van Veen Grab, 0.4 m² | No. Unsuccessful Grabs: 6 |
| Water Depth: 3.8 | Weather: sunny, warm, light wind | |
| Vessel Name/Crew: Willing: SH, DK, BJ, MW | | |
| Check box if GPS data cross-checked against GPS file: ☐ | | |

**YSI Parameters** (taken 1 meter above sediment surface)

| Depth (ft) | Temperature (°C) | Salinity (PSU) | Turbidity (NTU) | Dissolved Oxygen (mg/L) |
|---|---|---|---|---|
| 1.7 | 16.3 | 31.4 | 4.3 | 7.4 |

***Chemistry***

Sample ID: S-147-20FSP20-01
Date/Time: 9/23/20 1026
Penetration: 8 cm
Northing: 2701554.19 Easting: 815934.15
Water Depth: 4.8 Sediment Elevation:
Analyses: PCB and TOC (1 - 4 oz. jar), Grainsize (8 oz. bag)

**Description/Surface Biology**
thin olive gray (<1cm) over dark gray silt. Some polychete tubes

***Biology***

Sample ID: S-147-20FSP20-02
Date/Time: 9/23/20 1035
Penetration: 9 CM
Number of jars: 1
Northing: 2701562.50 Easting: 815893.61
Water Depth: 4.8 Sediment Elevation:
Analyses: Benthic infauna, Grainsize (8 oz. bag)

**Description/Surface Biology**
same as above

***Biology***

Sample ID: S-147-20FSP20-03
Date/Time: 9/23/20 1052
Penetration: 8 cm
Number of jars: ~~4.7~~ CSH 1
Northing: 2701539.09 Easting: 815898.74
Water Depth: 4.7 Sediment Elevation:
Analyses: Benthic infauna, Grainsize (8 oz. bag)

**Description/Surface Biology**
same as above

***Biology***

Sample ID: S-147-20FSP20-04
Date/Time: 9/23/20 1103
Penetration: 8 cm
Number of jars: 1
Northing: 2701582.41 Easting: 815993.24
Water Depth: 4.4 Sediment Elevation:
Analyses: Benthic infauna, Grainsize (8 oz. bag)

**Description/Surface Biology**
Same as above

**Additional Comments:**

Moved ~80 feet south of center due to heavy shell count during 147-01

AECOM

NBH - LTM VII

# Station ID: 150

Page 1 of 1

| | | |
|---|---|---|
| Client: USACE NAE | Sampling Equipment: | Date: 9/23/20 |
| Project Number: 60633277 | Modified Van Veen Grab, 0.04 m² | No. Unsuccessful Grabs: 1 |
| Water Depth: 13.4 | Weather: Sunny 70°F | |
| Vessel Name/Crew: Sigma T; HJ, BB, CM, ES | | |
| Check box if GPS data cross-checked against GPS file: ☐ | | |

**YSI Parameters** (taken 1 meter above sediment surface)

| Depth (ft) | Temperature (°C) | Salinity (PSU) | Turbidity (NTU) | Dissolved Oxygen (mg/L) |
|---|---|---|---|---|
| 10.4 | 16.0 | 31.6 | 2.1 | 7.1 |

***Chemistry***

Sample ID: S-150-20FSP20-01
Date/Time: 9/23/20 1131
Penetration: 9 cm
Northing: 2701125 Easting: 815086
Water Depth: 13.4 Sediment Elevation:
Analyses: PCB and TOC (1 - 4 oz. jar), Grainsize (8 oz. bag)

**Description/Surface Biology**
Dark brown SILT, trace fine sand, very soft to soft
few small shells

***Biology***

Sample ID: S-150-20FSP20-02
Date/Time: 9/23/20 1154
Penetration: 10 cm
Number of jars: 1
Northing: 2701129 Easting: 815083
Water Depth: 12.5 Sediment Elevation:
Analyses: Benthic Infauna, Grainsize (8 oz. bag)

**Description/Surface Biology**
Dark brown SILT, trace f-m sand, very soft to soft
some small shells
live polychaete

***Biology***

Sample ID: S-150-20FSP20-03
Date/Time: 9/23/20 1225
Penetration: 10 cm
Number of jars: 1
Northing: 2701131 Easting: 815093
Water Depth: 14.6 Sediment Elevation:
Analyses: Benthic Infauna, Grainsize (8 oz. bag)

**Description/Surface Biology**
Same as above
few small shells

***Biology***

Sample ID: S-150-20FSP20-04
Date/Time: 9/23/20 1254
Penetration: 8 cm
Number of jars: 1
Northing: 2701131 Easting: 815090
Water Depth: 14.5 Sediment Elevation:
Analyses: Benthic Infauna, Grainsize (8 oz. bag)

**Description/Surface Biology**
Same as above
trace organics
few shells

Additional Comments: No discernible RPD

AECOM

NBH - LTM VII

# Station ID: 151

Page 1 of 1

| | | |
|---|---|---|
| Client: USACE NAE | Sampling Equipment: | Date: 9/23/20 |
| Project Number: 60633277 | Modified Van Veen Grab, 0.04 $m^2$ | No. Unsuccessful Grabs: 16 |
| Water Depth: 8.8 | Weather: sunny, warm, light wind | |
| Vessel Name/Crew: Willing: SH, DK, BJ, MW | | |
| Check box if GPS data cross-checked against GPS file: ☐ | | |

**YSI Parameters** (taken 1 meter above sediment surface)

| Depth (ft) | Temperature (°C) | Salinity (PSU) | Turbidity (NTU) | Dissolved Oxygen (mg/L) |
|---|---|---|---|---|
| 5.4 | 16.7 | 31.3 | 4.8 | 8.0 |

***Chemistry***

Sample ID: S-151-20FSP20-01
Date/Time: 9/23/20 1423
Penetration: 8 cm
Northing: 270146.41 Easting: 815710.57
Water Depth: 8.8 Sediment Elevation:
Analyses: PCB and TOC (1 - 4 oz. jar), Grainsize (8 oz. bag)

**Description/Surface Biology**
sandy dark gray silt, thin redox (<1 cm). No surface bio observed

***Biology***

Sample ID: S-151-20FSP20-02
Date/Time: 9/23/20 1500
Penetration: 10 cm
Number of jars: 1
Northing: 270117.45 Easting: 816047.27
Water Depth: 7.0 Sediment Elevation:
Analyses: Benthic Infauna, Grainsize (8 oz. bag)

**Description/Surface Biology**
Dark gray silt, some sand. Thin redox (<1cm) No surface bio observed

***Biology***

Sample ID: S-151-20FSP20-03
Date/Time: 9/23/20 1511
Penetration: 9.5
Number of jars: 1
Northing: 270193.27 Easting: 816040.35
Water Depth: 7.4 Sediment Elevation:
Analyses: Benthic Infauna, Grainsize (8 oz. bag)

**Description/Surface Biology**
Dark gray silt, thin redox (<1cm). No bio observed on surface

***Biology***

Sample ID: S-151-20FSP20-04
Date/Time: 9/23/20 1529
Penetration: 9 cm
Number of jars: 1
Northing: 270162.15 Easting: 816072.47
Water Depth: 7.2 Sediment Elevation:
Analyses: Benthic Infauna, Grainsize (8 oz. bag)

**Description/Surface Biology**
Same as 151-03 above

**Additional Comments:**
After 10 or more attempts for 151-02 grab, moved east 380 to 410 feet to collect 151-02, 151-03 and 151-04

AECOM

NBH - LTM VII

# Station ID: 152

Page 1 of 1

| | | |
|---|---|---|
| Client: USACE NAE | Sampling Equipment: | Date: 9/23/20 |
| Project Number: 60633277 | Modified Van Veen Grab, 0.04 m² | No. Unsuccessful Grabs: 0 |
| Water Depth: 7.6 | Weather: sunny, warm, light wind | |
| Vessel Name/Crew: Willing: SH, DK, BJ, MW | | |
| Check box if GPS data cross-checked against GPS file: ☐ | | |

**YSI Parameters** (taken 1 meter above sediment surface)

| Depth (ft) | Temperature (°C) | Salinity (PSU) | Turbidity (NTU) | Dissolved Oxygen (mg/L) |
|---|---|---|---|---|
| 5.0 | 16.4 | 31.3 | 4.0 | 7.7 |

***Chemistry***

Sample ID: S-152-20FSP20-01
Date/Time: 9/23/20 1136
Penetration: 10 cm
Northing: 2701149.39 Easting: 816254.20
Water Depth: 7.6 Sediment Elevation:
Analyses: PCB and TOC (1 - 4 oz. jar), Grainsize (8 oz. bag)

**Description/Surface Biology**
thin olive gray (<1cm) over dark gray silt. Some polychaete tubes

***Biology***

Sample ID: S-152-20FSP20-02
Date/Time: 9/23/20 1145
Penetration: 10
Number of jars: 1
Northing: 2701131.06 Easting: 816232.93
Water Depth: 7.2 Sediment Elevation:
Analyses: Benthic infauna, Grainsize (8 oz. bag)

**Description/Surface Biology**
Same as above

***Biology***

Sample ID: S-152-20FSP20-03
Date/Time: 9/23/20 1159
Penetration: 9.5 cm
Number of jars: 1
Northing: 2701142.92 Easting: 816234.61
Water Depth: 7.3 Sediment Elevation:
Analyses: Benthic infauna, Grainsize (8 oz. bag)

**Description/Surface Biology**
Same as above

***Biology***

Sample ID: S-152-20FSP20-04
Date/Time: 9/23/20 1227
Penetration: 9.5
Number of jars: 1
Northing: 2701132.08 Easting: 816252.76
Water Depth: 7.4 Sediment Elevation:
Analyses: Benthic infauna, Grainsize (8 oz. bag)

**Description/Surface Biology**
Same as above

Additional Comments:

AECOM

NBH - LTM VII

# Station ID: 154



| | | |
|---|---|---|
| Client: USACE NAE | Sampling Equipment: | Date: 9/23/20 |
| Project Number: 60633277 | Modified Van Veen Grab, 0.04 $m^2$ | No. Unsuccessful Grabs: 2 |
| Water Depth: 21.5 | Weather: Sunny, 75°F | |

Vessel Name/Crew: SigmaT: HJ, BB, CM, ES

Check box if GPS data cross-checked against GPS file: ☐

**YSI Parameters** (taken 1 meter above sediment surface)

| Depth (ft) | Temperature (°C) | Salinity (PSU) | Turbidity (NTU) | Dissolved Oxygen (mg/L) |
|---|---|---|---|---|
| 18.6 | 16.4 | 31.7 | 2.9 | 7.3 |

## Chemistry

Sample ID: S-154-20FSP20-01

Date/Time: 9/23/20 1313

Penetration: 8 cm

Northing: 2700864 Easting: 815362

Water Depth: 21.5 Sediment Elevation:

Analyses: PCB and TOC (1 - 4 oz jar), Grainsize (8 oz. bag)

**Description/Surface Biology**

Brown SILT, some fine-med Sand
trace organics soft
few ~~some~~ shells

## Biology

Sample ID: S-154-20FSP20-02

Date/Time: 9/23/20 1330

Penetration: 10 cm

Number of jars: 1

Northing: 2700815 Easting: 815297

Water Depth: 20.1 Sediment Elevation:

Analyses: Benthic Infauna, Grainsize (8 oz. bag)

**Description/Surface Biology**

Dark brown / black mottled SILT
little fine-med sand + organics very soft
few shells / shell hash
live quahogs

## Biology

Sample ID: S-154-20FSP20-03

Date/Time: 9/23/20 1342

Penetration: 8 cm

Number of jars: 2

Northing: 2700798 Easting: 815276

Water Depth: 15.9 Sediment Elevation:

Analyses: Benthic Infauna, Grainsize (8 oz. bag)

**Description/Surface Biology**

Same as above (mottled)
trace sheen, some shells
live quahog

## Biology

Sample ID: S-154-20FSP20-04

Date/Time: 9/23/20 1406

Penetration: 12 cm

Number of jars: 1

Northing: 2700789 Easting: 815285

Water Depth: 15.6 Sediment Elevation:

Analyses: Benthic Infauna, Grainsize (8 oz. bag)

**Description/Surface Biology**

Same as above
trace sheen
live quahogs

Additional Comments: No discernible RPD

AECOM

NBH - LTM VII

# Station ID: 155



| | | |
|---|---|---|
| Client: USACE NAE | Sampling Equipment: | Date: 9/23/20 |
| Project Number: 60633277 | Modified Van Veen Grab, 0.04 m² | No. Unsuccessful Grabs: 5 |
| Water Depth: 4.0 | Weather: sunny, warm, light wind | |
| Vessel Name/Crew: Willing: JH, DK, BJ, MW | | |
| Check box if GPS data cross-checked against GPS file: ☐ | | |

**YSI Parameters** (taken 1 meter above sediment surface)

| Depth (ft) | Temperature (°C) | Salinity (PSU) | Turbidity (NTU) | Dissolved Oxygen (mg/L) |
|---|---|---|---|---|
| 2.4 | 16.7 | 31.3 | 4.9 | 8.0 |

***Chemistry***

Sample ID: S-155-20FSP20-01
Date/Time: 9/23/20 1256
Penetration: 8.5
Northing: 2700603.05 Easting: 815931.27
Water Depth: ~~3.8~~ 4.0 Sediment Elevation:
Analyses: PCB and TOC (1 - 4 oz. jar), Grainsize (8 oz. bag)

**Description/Surface Biology**
Dark gray silt and fine to medium sand. Thin redox (<1cm). Few polychaete tubes

***Biology***

Sample ID: S-155-20FSP20-02
Date/Time: 9/23/20 1306
Penetration: 9 cm
Number of jars: 1
Northing: 2700609.06 Easting: 815941.14
Water Depth: 3.8 Sediment Elevation:
Analyses: Benthic infauna, Grainsize (8 oz. bag)

**Description/Surface Biology**
Same as above

***Biology***

Sample ID: S-155-20FSP20-03
Date/Time: 9/23/20 1321
Penetration: 8.5
Number of jars: 1
Northing: 2700599.54 Easting: 815949.04
Water Depth: 3.7 Sediment Elevation:
Analyses: Benthic infauna, Grainsize (8 oz. bag)

**Description/Surface Biology**
Same as above

***Biology***

Sample ID: S-155-20FSP20-04
Date/Time: 9/23/20 1334
Penetration: 9 cm
Number of jars: 1
Northing: 2700611.28 Easting: 815943.18
Water Depth: 3.7 Sediment Elevation:
Analyses: Benthic infauna, Grainsize (8 oz. bag)

**Description/Surface Biology**
Same as above

Additional Comments:

AECOM

NBH - LTM VII

# Station ID: 202



| | | |
|---|---|---|
| Client: USACE NAE | Sampling Equipment: | Date: 9/23/20 |
| Project Number: 60633277 | Modified Van Veen Grab, 0.04 m² | No. Unsuccessful Grabs: 5 |
| Water Depth: 16.9 | Weather: Sunny, 78°F | |
| Vessel Name/Crew: Sigma +: HJ, BB, CM, ES | | |
| Check box if GPS data cross-checked against GPS file: ☐ | | |

**YSI Parameters** (taken 1 meter above sediment surface)

| Depth (ft) | Temperature (°C) | Salinity (PSU) | Turbidity (NTU) | Dissolved Oxygen (mg/L) |
|---|---|---|---|---|
| 13.4 | 16.9 | 31.7 | 4.0 | 7.5 |

## Chemistry

Sample ID: S-202-20FSP20-01
Date/Time: 9/23/20 1547
Penetration: 8 cm
Northing: 2699987 Easting: 815308
Water Depth: 16.9 Sediment Elevation:
Analyses: PCB and TOC (1 - 4 oz. jar), Grainsize (8 oz. bag)

**Description/Surface Biology**
Dark brown SILT, some f-m sand
some shell hash
trace sheen / slight petro-like odor

## Biology

Sample ID: S-202-20FSP20-02
Date/Time: 9/23/20 1600
Penetration: 8 cm
Number of jars: 1
Northing: 2700027 Easting: 815586
Water Depth: 15.6 Sediment Elevation:
Analyses: Benthic infauna, Grainsize (8 oz. bag)

**Description/Surface Biology**
Dark brown SILT, little f-m sand
some shells / shell hash

## Biology

Sample ID: S-202-20FSP20-03
Date/Time: 9/23/20 1610
Penetration: 8 cm
Number of jars: 1
Northing: 2700023 Easting: 815606
Water Depth: 15.1 Sediment Elevation:
Analyses: Benthic infauna, Grainsize (8 oz. bag)

**Description/Surface Biology**
Same as above
some shells / shell hash
live quahogs

## Biology

Sample ID: S-202-20FSP20-04
Date/Time: 9/23/20 1625
Penetration: 8 cm
Number of jars: 1
Northing: 2700009 Easting: 815588
Water Depth: 15.2 Sediment Elevation:
Analyses: Benthic infauna, Grainsize (8 oz. bag)

**Description/Surface Biology**
Same as above
some shells / shell hash

Additional Comments: Unsuccessful grabs due to wash out / shells stuck in jaw - moved west to get better recovery.
RPD not discernible

AECOM

NBH - LTM VII

# Station ID: 204



| | | |
|---|---|---|
| Client: USACE NAE | Sampling Equipment: | Date: 9/29/20 |
| Project Number: 60633277 | Modified Van Veen Grab, 0.04 m² | No. Unsuccessful Grabs: 4 |
| Water Depth: 22.4 | Weather: | |
| Vessel Name/Crew: Sigma T: HJ, BB, CM, ES | | |
| Check box if GPS data cross-checked against GPS file: ☐ | | |

**YSI Parameters** (taken 1 meter above sediment surface)

| Depth (ft) | Temperature (°C) | Salinity (PSU) | Turbidity (NTU) | Dissolved Oxygen (mg/L) |
|---|---|---|---|---|
| 19.0 | 19.5 | 31.6 | 6.0 | 6.7 |

***Chemistry***

Sample ID: S-204-20FSP20-01
Date/Time: 9/29/20 1146
Penetration: 8 cm
Northing: 2698980 Easting: 814883
Water Depth: 22.4 Sediment Elevation:
Analyses: PCB and TOC (1 - 4 oz. jar), Grainsize (8 oz. bag)

**Description/Surface Biology**
Dark brown SILT, little fine sand
very soft

***Biology***

Sample ID: S-204-20FSP20-02
Date/Time: 9/29/20 ~~1159~~ 1203
Penetration: 8 cm
Number of jars: 1
Northing: 2698988 Easting: 814890
Water Depth: 22.9 Sediment Elevation:
Analyses: Benthic Infauna, Grainsize (8 oz. bag)

**Description/Surface Biology**
Same as above, some organics
few shell hash
polychaete

***Biology***

Sample ID: S-204-20FSP20-03
Date/Time: 9/29/20 1210
Penetration: 8 cm
Number of jars: 1
Northing: 2698983 Easting: 814884
Water Depth: 23.4 Sediment Elevation:
Analyses: Benthic Infauna, Grainsize (8 oz. bag)

**Description/Surface Biology**
Same as above
polychaete tubes
little shell hash
Slight petroleum-like odor + sheen

***Biology***

Sample ID: S-204-20FSP20-04
Date/Time: 9/29/20 ~~1226~~ 1231
Penetration: 8 cm
Number of jars: 1
Northing: 2698983 Easting: 814887
Water Depth: 23.6 Sediment Elevation:
Analyses: Benthic Infauna, Grainsize (8 oz. bag)

**Description/Surface Biology**
Same as above
Slight petroleum-like odor + sheen
little shell hash

Additional Comments: No discernible RPDs
Unsuccessful grabs due to wash out

AECOM

NBH - LTM VII

# Station ID: 207



| | | |
|---|---|---|
| Client: USACE NAE | Sampling Equipment: | Date: 9/29/20 |
| Project Number: 60633277 | Modified Van Veen Grab, 0.04 m² | No. Unsuccessful Grabs: 0 |
| Water Depth: 3.5 | Weather: Sunny, 67°F | |
| Vessel Name/Crew: Sigma T: HJ, BB, CM, ES | | |
| Check box if GPS data cross-checked against GPS file: ☐ | | |

**YSI Parameters** (taken 1 meter above sediment surface)

| Depth (ft) | Temperature (°C) | Salinity (PSU) | Turbidity (NTU) | Dissolved Oxygen (mg/L) |
|---|---|---|---|---|
| 1.1 | 19.3 | 31.5 | 14.5 | 6.04 |

***Chemistry***

| | |
|---|---|
| Sample ID: S-207-20FSP20-01 | **Description/Surface Biology** |
| Date/Time: 9/29/20 0916 | Dark brown to black SILT, little to some fine to med sand slight petroleum-like odor + sheen |
| Penetration: 10 cm | |
| Northing: 2697994 Easting: 814312 | |
| Water Depth: 3.5 Sediment Elevation: | |
| Analyses: PCB and TOC (1 - 4 oz. jar), Grainsize (8 oz. bag) | |

***Biology***

| | |
|---|---|
| Sample ID: S-207-20FSP20-02 | **Description/Surface Biology** |
| Date/Time: 9/29/20 0935 | Same as above, trace fine gravel slight petroleum-like odor + sheen polychaete tubes few shells / shell hash, organics |
| Penetration: 8 cm | |
| Number of jars: 1 | |
| Northing: 2697991 Easting: 814310 | |
| Water Depth: 2.4 Sediment Elevation: | |
| Analyses: Benthic Infauna, Grainsize (8 oz. bag) | |

***Biology***

| | |
|---|---|
| Sample ID: S-207-20FSP20-03 | **Description/Surface Biology** |
| Date/Time: 9/29/20 0936 | ~~Same as above~~ Dark brown to black SILT, some fine gravel + fine-coarse sand. slight petroleum-like odor, moderate sheen very soft few shells / shell hash |
| Penetration: 8 cm | |
| Number of jars: 2 | |
| Northing: 2697991 Easting: 814309 | |
| Water Depth: 4.0 Sediment Elevation: | |
| Analyses: Benthic Infauna, Grainsize (8 oz. bag) | |

***Biology***

| | |
|---|---|
| Sample ID: S-207-20FSP20-04 | **Description/Surface Biology** |
| Date/Time: 9/29/20 0950 | Dark brown to black SILT, some fine gravel + ~~med~~ fine to coarse sand very soft slight petroleum-like odor, moderate sheen ~~few~~ trace shells / shell hash |
| Penetration: 9 cm | |
| Number of jars: 2 | |
| Northing: 2697988 Easting: 814314 | |
| Water Depth: 3.6 Sediment Elevation: | |
| Analyses: Benthic Infauna, Grainsize (8 oz. bag) | |

Additional Comments:

AECOM

NBH - LTM VII

# Station ID: 208



| | | |
|---|---|---|
| Client: USACE NAE | Sampling Equipment: | Date: 9/29/20 |
| Project Number: 60633277 | Modified Van Veen Grab, 0.1 $m^2$ | No. Unsuccessful Grabs: 9 |
| Water Depth: 4.5 | Weather: Partly cloudy, 65°F | |
| Vessel Name/Crew: Sigma T : HJ, BB, CM, ES | | |
| Check box if GPS data cross-checked against GPS file: ☐ | | |

**YSI Parameters** (taken 1 meter above sediment surface)

| Depth (ft) | Temperature (°C) | Salinity (PSU) | Turbidity (NTU) | Dissolved Oxygen (mg/L) |
|---|---|---|---|---|
| 2.0 | 19.2 | 31.6 | 3.1 | 6.14 |

***Chemistry***

| | |
|---|---|
| Sample ID: S-208-20FSP20-01 | **Description/Surface Biology** |
| Date/Time: 9/29/20 0823 | Dark brown CILT, some fine sand |
| Penetration: 8cm | very soft |
| Northing: 2697989 Easting: 815463 | some shells |
| Water Depth: 4.5 Sediment Elevation: | |
| Analyses: PCB and TOC (1 - 4 oz. jar), Grainsize (8 oz. bag) | |

***Biology***

| | |
|---|---|
| Sample ID: S-208-20FSP20-02 | **Description/Surface Biology** |
| Date/Time: 9/29/20 0836 | Same as above |
| Penetration: 8cm | little shells/shell hash |
| Number of jars: 1 | live quahog |
| Northing: 2697994 Easting: 815468 | polychaete tubes |
| Water Depth: 4.3 Sediment Elevation: | slight sheen on water |
| Analyses: Benthic Infauna, Grainsize (8 oz. bag) | |

***Biology***

| | |
|---|---|
| Sample ID: S-208-20FSP20-03 | **Description/Surface Biology** |
| Date/Time: 9/29/20 0851 | Same as above |
| Penetration: 8cm | little shells / shell hash |
| Number of jars: 1 | |
| Northing: 2697981 Easting: 815434 | |
| Water Depth: 4.2 Sediment Elevation: | |
| Analyses: Benthic Infauna, Grainsize (8 oz. bag) | |

***Biology***

| | |
|---|---|
| Sample ID: S-208-20FSP20-04 | **Description/Surface Biology** |
| Date/Time: 9/29/20 0901 | Same as above |
| Penetration: 8cm | little shells / shell hash |
| Number of jars: 1 | |
| Northing: 2698017 Easting: 815416 | |
| Water Depth: 4.2 Sediment Elevation: | |
| Analyses: Benthic Infauna, Grainsize (8 oz. bag) | |

Additional Comments: Unsuccessful grabs due to wash out from quahogs in jaws.
No discernible RPDs

AECOM

NBH - LTM VII

# Station ID: 211

Page 1 of 1

| | | |
|---|---|---|
| Client: USACE NAE | Sampling Equipment: | Date: 9/29/20 |
| Project Number: 60633277 | Modified Van Veen Grab, 0.04 m² | No. Unsuccessful Grabs: 1 |
| Water Depth: 12.0 | Weather: Sunny 70°F | |
| Vessel Name/Crew: Sigma T: HJ, BB, CM, ES | | |
| Check box if GPS data cross-checked against GPS file: ☐ | | |

**YSI Parameters** (taken 1 meter above sediment surface)

| Depth (ft) | Temperature (°C) | Salinity (PSU) | Turbidity (NTU) | Dissolved Oxygen (mg/L) |
|---|---|---|---|---|
| 9.1 | 19.3 | 31.6 | 4.5 | 6.51 |

## Chemistry

Sample ID: S-211-20FSP20-01
Date/Time: 9/29/20 1020
Penetration: 8 cm
Northing: 2696994 Easting: 814857
Water Depth: 12.0 Sediment Elevation:
Analyses: PCB and TOC (1 - 4 oz. jar), Grainsize (8 oz. bag)

**Description/Surface Biology**
Dark brown SILT, little fine-med sand, very soft

## Biology

Sample ID: S-211-20FSP20-02
Date/Time: 9/29/20 1032
Penetration: 8 cm
Number of jars: 1
Northing: 2696996 Easting: 814860
Water Depth: 12.5 Sediment Elevation:
Analyses: Benthic Infauna, Grainsize (8 oz. bag)

**Description/Surface Biology**
Same as above
little shell hash, organics

## Biology

Sample ID: S-211-20FSP20-03
Date/Time: 9/29/20 1042
Penetration: 8 cm
Number of jars: 1
Northing: 2696992 Easting: 814859
Water Depth: 11.5 Sediment Elevation:
Analyses: Benthic Infauna, Grainsize (8 oz. bag)

**Description/Surface Biology**
Same as above
little shells / shell hash, organics

## Biology

Sample ID: S-211-20FSP20-04
Date/Time: 9/29/20 1101
Penetration: 8 cm
Number of jars: 1
Northing: 2696999 Easting: 814859
Water Depth: 12.0 Sediment Elevation:
Analyses: Benthic Infauna, Grainsize (8 oz. bag)

**Description/Surface Biology**
Same as above
little shells / shell hash, organics

Additional Comments: No discernible RPDs

AECOM

NBH - LTM VII

# Station ID: 212



| | | |
|---|---|---|
| Client: USACE NAE | Sampling Equipment: | Date: 9/29/20 |
| Project Number: 60633277 | Modified Van Veen Grab, 0.04 m² | No. Unsuccessful Grabs: 2 |
| Water Depth: 5.2 | Weather: cloudy, 74°F | |

Vessel Name/Crew: Sigma T: HS, BB, CM, ES

Check box if GPS data cross-checked against GPS file: ☐

**YSI Parameters** (taken 1 meter above sediment surface)

| Depth (ft) | Temperature (°C) | Salinity (PSU) | Turbidity (NTU) | Dissolved Oxygen (mg/L) |
|---|---|---|---|---|
| 3.0 | 19.8 | 31.5 | 3.7 | 5.78 |

## Chemistry

Sample ID: S-212-20FSP20-01

Date/Time: 9/29/20 1300

Penetration: 8 cm

Northing: 2697073.4 Easting: 816102.36

Water Depth: 5.2 Sediment Elevation:

Analyses: PCB and TOC (1 - 4 oz. jar), Grainsize (8 oz. bag)

**Description/Surface Biology**

Dark brown SILT
very soft

## Biology

Sample ID: S-212-20FSP20-02

Date/Time: 9/29/20 1311

Penetration: 8 cm

Number of jars: 1

Northing: 2697072.2 Easting: 816108.29

Water Depth: 5.2 Sediment Elevation:

Analyses: Benthic infauna, Grainsize (8 oz. bag)

**Description/Surface Biology**

Same as above
live quahog
trace shell hash

## Biology

Sample ID: S-212-20FSP20-03

Date/Time: 9/29/20 1324

Penetration: 8 cm

Number of jars: 1

Northing: 2697073.9 Easting: 816114.75

Water Depth: 5.6 Sediment Elevation:

Analyses: Benthic infauna, Grainsize (8 oz. bag)

**Description/Surface Biology**

same as above
trace shell hash

## Biology

Sample ID: S-212-20FSP20-04

Date/Time: 9/29/20 1332

Penetration: 9 cm

Number of jars: 1

Northing: 2697071.6 Easting: 816111.35

Water Depth: 5.7 Sediment Elevation:

Analyses: Benthic infauna, Grainsize (8 oz. bag)

**Description/Surface Biology**

same as above
trace shell hash

Additional Comments: No discernible RPD

AECOM

NBH - LTM VII

# Station ID: 216



| | | |
|---|---|---|
| Client: USACE NAE | Sampling Equipment: | Date: 9/29 |
| Project Number: 60633277 | Modified Van Veen Grab, 0.04 m² | No. Unsuccessful Grabs: 2 |
| Water Depth: 6.2 | Weather: cloudy 69°F | |
| Vessel Name/Crew: Sigma T: HS, BB, CM, ES | | |
| Check box if GPS data cross-checked against GPS file: ☐ | | |

**YSI Parameters** (taken 1 meter above sediment surface)

| Depth (ft) | Temperature (°C) | Salinity (PSU) | Turbidity (NTU) | Dissolved Oxygen (mg/L) |
|---|---|---|---|---|
| 3.3 | 19.7 | 31.6 | 5.1 | 6.18 |

***Chemistry***

| | |
|---|---|
| Sample ID: S-216-20FSP20-01 | **Description/Surface Biology** |
| Date/Time: 9/29/20 1414 | Dark brown SILT |
| Penetration: 8 cm | very soft |
| Northing: 2695714.8 Easting: 815918.51 | |
| Water Depth: 6.2 Sediment Elevation: | |
| Analyses: PCB and TOC (1 - 4 oz. jar), Grainsize (8 oz. bag) | |

***Biology***

| | |
|---|---|
| Sample ID: S-216-20FSP20-02 | **Description/Surface Biology** |
| Date/Time: 9/29/20 1422 | Same as above, trace f. sand |
| Penetration: 10 cm | little shell hash |
| Number of jars: 1 | live quahog |
| Northing: 2695714 Easting: 815916.45 | |
| Water Depth: 6.2 Sediment Elevation: | |
| Analyses: Benthic Infauna, Grainsize (8 oz. bag) | |

***Biology***

| | |
|---|---|
| Sample ID: S-216-20FSP20-03 | **Description/Surface Biology** |
| Date/Time: 9/29/20 1434 | Same as above, trace f. sand |
| Penetration: 10 cm | trace shell hash |
| Number of jars: 1 | live quahog |
| Northing: 2695705.8 Easting: 815902.2 | |
| Water Depth: 6.1 Sediment Elevation: | |
| Analyses: Benthic Infauna, Grainsize (8 oz. bag) | |

***Biology***

| | |
|---|---|
| Sample ID: S-216-20FSP20-04 | **Description/Surface Biology** |
| Date/Time: 9/29/20 1442 | Same as above, trace f. sand |
| Penetration: 9 cm | trace shell hash |
| Number of jars: 1 | live quahog |
| Northing: 2695706.3 Easting: 815913.97 | crushed bivalve |
| Water Depth: 6.1 Sediment Elevation: | |
| Analyses: Benthic Infauna, Grainsize (8 oz. bag) | |

Additional Comments: No discernible RPDs

AECOM

NBH - LTM VII

# Station ID: 217

Page 1 of 1

| | | |
|---|---|---|
| Client: USACE NAE | Sampling Equipment: | Date: 9/29/20 |
| Project Number: 60633277 | Modified Van Veen Grab, 0.04 $m^2$ | No. Unsuccessful Grabs: 0 |
| Water Depth: 9.7 | Weather: cloudy, 70°F | |
| Vessel Name/Crew: Sigma T: HJ, BB, CM, ES | | |
| Check box if GPS data cross-checked against GPS file: | | |

**YSI Parameters** (taken 1 meter above sediment surface)

| Depth (ft) | Temperature (°C) | Salinity (PSU) | Turbidity (NTU) | Dissolved Oxygen (mg/L) |
|---|---|---|---|---|
| 7.3 | 20.0 | 31.4 | 4.4 | 7.9 |

***Chemistry***

| | |
|---|---|
| Sample ID: S-217-20FSP20-01 | Description/Surface Biology: Dark brown SILT very soft |
| Date/Time: 9/29/20 1506 | |
| Penetration: 8cm | |
| Northing: 2695995 Easting: 816614 | |
| Water Depth: 9.7 Sediment Elevation: | |
| Analyses: PCB and TOC (1 - 4 oz. jar), Grainsize (8 oz, bag) | |

***Biology***

| | |
|---|---|
| Sample ID: S-217-20FSP20-02 | Description/Surface Biology: Same as above trace shell hash |
| Date/Time: 9/29/20 1517 | |
| Penetration: 8cm | |
| Number of jars: 1 | |
| Northing: 2695998 Easting: 816622 | |
| Water Depth: 9.8 Sediment Elevation: | |
| Analyses: Benthic infauna, Grainsize (8 oz, bag) | |

***Biology***

| | |
|---|---|
| Sample ID: S-217-20FSP20-03 | Description/Surface Biology: Same as above trace shell hash |
| Date/Time: 9/29/20 1521 | |
| Penetration: 10 cm | |
| Number of jars: 1 | |
| Northing: 2695998 Easting: 816616 | |
| Water Depth: 9.9 Sediment Elevation: | |
| Analyses: Benthic infauna, Grainsize (8 oz, bag) | |

***Biology***

| | |
|---|---|
| Sample ID: S-217-20FSP20-04 | Description/Surface Biology: Same as above trace shell hash |
| Date/Time: 9/29/20 1535 | |
| Penetration: 9cm | |
| Number of jars: 1 | |
| Northing: 2695996 Easting: 816616 | |
| Water Depth: 10.1 Sediment Elevation: | |
| Analyses: Benthic infauna, Grainsize (8 oz, bag) | |

Additional Comments: RPDs not discernible

AECOM

NBH - LTM VII

# Station ID: 218

Page 1 of 1

| | | |
|---|---|---|
| Client: USACE NAE | Sampling Equipment: | Date: 10/1/20 |
| Project Number: 60633277 | Modified Van Veen Grab, 0.04 $m^2$ | No. Unsuccessful Grabs: 8 |
| Water Depth: 5.2 | Weather: Sunny, 62°F | |
| Vessel Name/Crew: Sigma T: HS, MS, CM, ES | | |
| Check box if GPS data cross-checked against GPS file: ☐ | | |

**YSI Parameters** (taken 1 meter above sediment surface)

| Depth (ft) | Temperature (°C) | Salinity (PSU) | Turbidity (NTU) | Dissolved Oxygen (mg/L) |
|---|---|---|---|---|
| 4.9 | 18.9 | 31.8 | 1.8 | 6.1 |

## Chemistry

Sample ID: S-218-20FSP20-01
Date/Time: 10/1/20 0853
Penetration: 8cm
Northing: 2695936 Easting: 817691
Water Depth: 5.2 Sediment Elevation:
Analyses: PCB and TOC (1 - 4 oz. jar), Grainsize (8 oz, bag)

Description/Surface Biology: Dark brown med-coarse SAND, some silt, little fine gravel loose
subaquatic veg

## Biology

Sample ID: S-218-20FSP20-02
Date/Time: 10/1/20 0918
Penetration: 8cm
Number of jars: 2
Northing: 2695845 Easting: 817446
Water Depth: 8.3 Sediment Elevation:
Analyses: Benthic Infauna, Grainsize (8 oz, bag)

Description/Surface Biology: Dark brown SILT, little to some f-m Sand
subaquatic veg
some small shells/shell hash
quahog, polychaetes

## Biology

Sample ID: S-218-20FSP20-03
Date/Time: 10/1/20 0930
Penetration: 10 cm
Number of jars: 2
Northing: 2695845 Easting: 817437
Water Depth: 8.0 Sediment Elevation:
Analyses: Benthic infauna, Grainsize (8 oz, bag)

Description/Surface Biology: Same as #2
subaquatic veg, quahog
some shells/shell hash

## Biology

Sample ID: S-218-20FSP20-04
Date/Time: 10/1/20 1001
Penetration: 9cm
Number of jars: 2
Northing: 2695859 Easting: 817436
Water Depth: 7.8 Sediment Elevation:
Analyses: Benthic infauna, Grainsize (8 oz, bag)

Description/Surface Biology: Same as #2
subaquatic veg, quahog
some shells/shell hash

Additional Comments: Unsuccessful grabs due to gravel etc stuck in jaws.
No discernible RPDs

AECOM

NBH - LTM VII

# Station ID: 220

Page 1 of 1

| | | |
|---|---|---|
| Client: USACE NAE | Sampling Equipment: | Date: 10/2/20 |
| Project Number: 60633277 | Modified Van Veen Grab, 0.04 $m^2$ | No. Unsuccessful Grabs: 4 |
| Water Depth: 35.2 | Weather: partly cloudy, 70°F | |
| Vessel Name/Crew: Sigma T: HS, DK, CM, ES | | |
| Check box if GPS data cross-checked against GPS file: ☐ | | |

**YSI Parameters** (taken 1 meter above sediment surface)

| Depth (ft) | Temperature (°C) | Salinity (PSU) | Turbidity (NTU) | Dissolved Oxygen (mg/L) |
|---|---|---|---|---|
| 32.3 | 19.3 | 31.8 | 1.3 | 6.25 |

## Chemistry

| | |
|---|---|
| Sample ID: S-220-20FSP20-01 | **Description/Surface Biology** |
| Date/Time: 10/2/20 1144 | Dark brown SILT, little to some fine to medium sand. very soft to soft |
| Penetration: 9 cm | |
| Northing: 2695031 Easting: 814902 | |
| Water Depth: 35.2 Sediment Elevation: | |
| Analyses: PCB and TOC (1 - 4 oz. jar), Grainsize (8 oz. bag) | |

## Biology

| | |
|---|---|
| Sample ID: S-220-20FSP20-02 | **Description/Surface Biology** |
| Date/Time: 10/2/20 1157 | ~~Dark~~ same as above |
| Penetration: 10 cm | trace shell hash |
| Number of jars: 1 | polychaetes |
| Northing: 2695002 Easting: 814894 | |
| Water Depth: 35.5 Sediment Elevation: | |
| Analyses: Benthic infauna, Grainsize (8 oz. bag) | |

## Biology

| | |
|---|---|
| Sample ID: S-220-20FSP20-03 | **Description/Surface Biology** |
| Date/Time: 10/2/20 1204 | same as above |
| Penetration: 10 cm | trace sheen on water |
| Number of jars: 1 | trace shell hash |
| Northing: 2695001 Easting: 814902 | |
| Water Depth: 35.7 Sediment Elevation: | |
| Analyses: Benthic infauna, Grainsize (8 oz. bag) | |

## Biology

| | |
|---|---|
| Sample ID: S-220-20FSP20-04 | **Description/Surface Biology** |
| Date/Time: 10/2/20 1219 | Same as above |
| Penetration: 10 cm | trace sheen on water |
| Number of jars: 1 | trace shell hash |
| Northing: 2695003 Easting: 814905 | |
| Water Depth: 35.8 Sediment Elevation: | |
| Analyses: Benthic infauna, Grainsize (8 oz. bag) | |

Additional Comments: No discernible RPDs

AECOM

NBH - LTM VII

# Station ID: 221

Page 1 of 1

| | | |
|---|---|---|
| Client: USACE NAE | Sampling Equipment: | Date: 10/2/20 |
| Project Number: 60633277 | Modified Van Veen Grab, 0.04 m² | No. Unsuccessful Grabs: 14 |
| Water Depth: 6.2 | Weather: partly cloudy, 57°F | |
| Vessel Name/Crew: Sigma T: HJ, MS, CM, ES | | |
| Check box if GPS data cross-checked against GPS file: | | |

**YSI Parameters** (taken 1 meter above sediment surface)

| Depth (ft) | Temperature (°C) | Salinity (PSU) | Turbidity (NTU) | Dissolved Oxygen (mg/L) |
|---|---|---|---|---|
| 2.6 | 19.2 | 31.7 | 12.6 | 6.3 |

***Chemistry***

Sample ID: S-221-20FSP20-01
Date/Time: 10/2/20 0811
Penetration: 8 cm
Northing: 2695015 Easting: 816094
Water Depth: 6.2 Sediment Elevation:
Analyses: PCB and TOC (1 - 4 oz. jar), Grainsize (8 oz, bag)

Description/Surface Biology: Dark brown SILT, little f-m sand very soft
Subaquatic veg

***Biology***

Sample ID: S-221-20FSP20-02
Date/Time: 10/2/20 0822
Penetration: 9 cm
Number of jars: 1
Northing: 2695029 Easting: 816112
Water Depth: 7.5 Sediment Elevation:
Analyses: Benthic infauna, Grainsize (8 oz, bag)

Description/Surface Biology: Same as above
Subaquatic veg
little shell hash

***Biology***

Sample ID: S-221-20FSP20-03
Date/Time: 10/2/20 0840
Penetration: 8 cm
Number of jars: 1
Northing: 2694999 Easting: 816132
Water Depth: 7.9 Sediment Elevation:
Analyses: Benthic infauna, Grainsize (8 oz, bag)

Description/Surface Biology: Same as above, some fine-med sand
Subaquatic veg trace coarse sand
little shell hash / shells

***Biology***

Sample ID: S-221-20FSP20-04
Date/Time: 10/2/20 0859
Penetration: 8 cm - slight slumping
Number of jars: 1
Northing: 2694988 Easting: 816130
Water Depth: 7.2 Sediment Elevation:
Analyses: Benthic infauna, Grainsize (8 oz, bag)

Description/Surface Biology: Same as above (#1)
Subaquatic veg
trace shell hash, quahog shell

Additional Comments: Unsuccessful grabs due to washout - lots of subaquatic veg.
No discernible RPDs

AECOM

NBH - LTM VII

# Station ID: 222

Page 1 of 1

| | | |
|---|---|---|
| Client: USACE NAE | Sampling Equipment: | Date: 10/2/20 |
| Project Number: 60633277 | Modified Van Veen Grab, 0.04 $m^2$ | No. Unsuccessful Grabs: ~~2~~ 1 (8) |
| Water Depth: 14.6 | Weather: Sunny, 65°F | |
| Vessel Name/Crew: Sismat: HJ, MS, CM, ES | | |
| Check box if GPS data cross-checked against GPS file: ☐ | | |

**YSI Parameters** (taken 1 meter above sediment surface)

| Depth (ft) | Temperature (°C) | Salinity (PSU) | Turbidity (NTU) | Dissolved Oxygen (mg/L) |
|---|---|---|---|---|
| 14.0 | 19.1 | 31.8 | 2.0 | 6.3 |

***Chemistry***

Sample ID: S-222-20FSP20-01
Date/Time: 10/2/20 0945
Penetration: 8cm
Northing: 2695146 Easting: 817131
Water Depth: 14.6 Sediment Elevation:
Analyses: PCB and TOC (1 - 4 oz. jar), Grainsize (8 oz, bag)

Description/Surface Biology: Dark brown SILT, little fine-med. sand very soft to soft

RPD = 1 cm

***Biology***

Sample ID: S-222-20FSP20-02
Date/Time: 10/2/20 0958
Penetration: 9cm
Number of jars: 1
Northing: 2695158 Easting: 817148
Water Depth: 14.9 Sediment Elevation:
Analyses: Benthic Infauna, Grainsize (8 oz, bag)

Description/Surface Biology: Same as above some shell hash / shells polychaetes

***Biology***

Sample ID: S-222-20FSP20-03
Date/Time: 10/2/20 1008
Penetration: 10cm
Number of jars: 1
Northing: 2695160 Easting: 817149
Water Depth: 14.8 Sediment Elevation:
Analyses: Benthic infauna, Grainsize (8 oz, bag)

Description/Surface Biology: Same as above some shell hash / shells

***Biology***

Sample ID: S-222-20FSP20-04
Date/Time: 10/2/20 1046
Penetration: 8cm
Number of jars: 1
Northing: 2695153 Easting: 817151
Water Depth: 14.2 Sediment Elevation:
Analyses: Benthic infauna, Grainsize (8 oz, bag)

Description/Surface Biology: Same as above, little to some fine to medium sand some shell hash / shells

Additional Comments: RPDs not discernible unless otherwise noted.
Unsuccessful grabs due to shells in jaws / washout

AECOM

NBH - LTM VII

# Station ID: 224



| | | |
|---|---|---|
| Client: USACE NAE | Sampling Equipment: | Date: 10/2/20 |
| Project Number: 60633277 | Modified Van Veer Grab, 0.4 m² | No. Unsuccessful Grabs: |
| Water Depth: 34.9 | Weather: partly cloudy, calm, warm | |
| Vessel Name/Crew: Willing | | |
| Check box if GPS data cross-checked against GPS file: ☐ | | |

**YSI Parameters** (taken 1 meter above sediment surface)

| Depth (ft) | Temperature (°C) | Salinity (PSU) | Turbidity (NTU) | Dissolved Oxygen (mg/L) |
|---|---|---|---|---|
| 31.4 | 19.8 | 31.4 | 2.9 | 5.8 |

***Chemistry***

Sample ID: S-224-20FSP20-01
Date/Time: 10/2/20 0946
Penetration: 8 cm
Northing: 2694027.07 Easting: 814396.81
Water Depth: 34.9 Sediment Elevation:
Analyses: PCB and TOC (1 - 4 oz. jar), Grainsize (8 oz. bag)

**Description/Surface Biology**
very thin olive gray silt over dark gray silt, no observed surface bio
~90' from proposed - on land

***Biology***

Sample ID: S-224-20FSP20-02
Date/Time: 10/2/20 0954
Penetration: 8.5
Number of jars: 1
Northing: 2694017.90 Easting: 814394.84
Water Depth: 34.9 Sediment Elevation:
Analyses: Benthic Infauna, Grainsize (8 oz. bag)

**Description/Surface Biology**
same as above
~~Stro~~ CSH strong anoxic odor (sulfur), some oil sheen while processing benthic sample

***Biology***

Sample ID: S-224-20FSP20-03
Date/Time: 10/2/20 1006
Penetration: 10 cm
Number of jars: 1
Northing: 2694026.21 Easting: 814382.78
Water Depth: 35.1 Sediment Elevation:
Analyses: Benthic Infauna, Grainsize (8 oz. bag)

**Description/Surface Biology**
same as above

***Biology***

Sample ID: S-224-20FSP20-04
Date/Time: 10/2/20 1016
Penetration: 9 cm
Number of jars: 1
Northing: 2694019.15 Easting: 814383.46
Water Depth: 35.0 Sediment Elevation:
Analyses: Benthic Infauna, Grainsize (8 oz. bag)

**Description/Surface Biology**
similar to above with some fine sand

Additional Comments:

AECOM

NBH - LTM VII

# Station ID: 225

Page 1 of 1

| | | |
|---|---|---|
| Client: USACE NAE | Sampling Equipment: | Date: 10/2/20 |
| Project Number: 60633277 | Modified Van Veen Grab, 0.04 $m^2$ | No. Unsuccessful Grabs: 2 |
| Water Depth: 36.1 | Weather: partly sunny, mild, no wind | |
| Vessel Name/Crew: Willing | | |
| Check box if GPS data cross-checked against GPS file: ☐ | | |

**YSI Parameters** (taken 1 meter above sediment surface)

| Depth (ft) | Temperature (°C) | Salinity (PSU) | Turbidity (NTU) | Dissolved Oxygen (mg/L) |
|---|---|---|---|---|
| 33.4 | 19.6 | 31.5 | 2.1 | 6.7 |

***Chemistry***

Sample ID: S-225-20FSP20-01
Date/Time: 10/2/20 0837
Penetration: 8.5
Northing: 2693871.90 Easting: 815487.54
Water Depth: 36.1 Sediment Elevation:
Analyses: PCB and TOC (1 - 4 oz. jar), Grainsize (8 oz. bag)

Description/Surface Biology: very thin olive gray (<0.5cm) over dark gray silt. No surface bio observed 130 ft off proposed - very shelly

***Biology***

Sample ID: S-225-20FSP20-02
Date/Time: 10/2/20 0852
Penetration: 9
Number of jars: 1
Northing: 2693818.37 Easting: 815500.50
Water Depth: 35.1 Sediment Elevation:
Analyses: Benthic infauna, Grainsize (8 oz. bag)

Description/Surface Biology: same as above. Some of the of the failed grabs did have polychete tubes

***Biology***

Sample ID: S-225-20FSP20-03
Date/Time: 10/2/20 0915
Penetration: 9
Number of jars: 1
Northing: 2693823.98 Easting: 815473.06
Water Depth: 35.3 Sediment Elevation:
Analyses: Benthic infauna, Grainsize (8 oz. bag)

Description/Surface Biology: same as above

***Biology***

Sample ID: S-225-20FSP20-04
Date/Time: 10/2/20 0925
Penetration: 8.5
Number of jars: 1
Northing: 2693836.76 Easting: 815497.51
Water Depth: 35.6 Sediment Elevation:
Analyses: Benthic infauna, Grainsize (8 oz. bag)

Description/Surface Biology: same as above

Additional Comments:

AECOM

NBH - LTM VII

# Station ID: 226

Page 1 of 1

| | | |
|---|---|---|
| Client: USACE NAE | Sampling Equipment: | Date: 10/1/20 |
| Project Number: 60633277 | Modified Van Veen Grab, 0.04 $m^2$ | No. Unsuccessful Grabs: 0 |
| Water Depth: 8.6 | Weather: Sunny / partly cloudy 70°F | |
| Vessel Name/Crew: Sigma T: HJ MS CM ES | | |
| Check box if GPS data cross-checked against GPS file: ☐ | | |

**YSI Parameters** (taken 1 meter above sediment surface)

| Depth (ft) | Temperature (°C) | Salinity (PSU) | Turbidity (NTU) | Dissolved Oxygen (mg/L) |
|---|---|---|---|---|
| 5.5 | 19.5 | 31.8 | 2.0 | 6.39 |

## Chemistry

| | |
|---|---|
| Sample ID: S-226-20FSP20-01 MS/MSD | Description/Surface Biology |
| Date/Time: 10/1/20 1510 | Dark brown SILT, very soft |
| Penetration: 9cm | |
| Northing: 2694005 Easting: 816627 | |
| Water Depth: 8.6 Sediment Elevation: | |
| Analyses: PCB and TOC (1 - 4 oz. jar), Grainsize (8 oz, bag) | RPD = 1 cm |

## Biology

| | |
|---|---|
| Sample ID: S-226-20FSP20-02 | Description/Surface Biology |
| Date/Time: 10/1/20 1518 | Same as above quahogs, polychaetes trace shell hash |
| Penetration: 9cm | |
| Number of jars: 1 | |
| Northing: 2694007 Easting: 816627 | |
| Water Depth: 8.6 Sediment Elevation: | |
| Analyses: Benthic infauna, Grainsize (8 oz, bag) | RPD = 1 cm |

## Biology

| | |
|---|---|
| Sample ID: S-226-20FSP20-03 | Description/Surface Biology |
| Date/Time: 10/1/20 1525 | Same as above ~~trace~~ shell hash |
| Penetration: 9cm | (x) polychaetes |
| Number of jars: 1 | |
| Northing: 2694007 Easting: 816627 | |
| Water Depth: 8.6 Sediment Elevation: | |
| Analyses: Benthic infauna, Grainsize (8 oz, bag) | RPD = 1 cm |

## Biology

| | |
|---|---|
| Sample ID: S-226-20FSP20-04 | Description/Surface Biology |
| Date/Time: 10/1/20 1545 | Same as above trace shell hash polychaetes |
| Penetration: 9cm | |
| Number of jars: 1 | |
| Northing: 2694006 Easting: 816629 | |
| Water Depth: 8.7 Sediment Elevation: | |
| Analyses: Benthic infauna, Grainsize (8 oz, bag) | No discernible RPD |

Additional Comments:

AECOM

NBH - LTM VII

# Station ID: 227

Page 1 of 1

| | | |
|---|---|---|
| Client: USACE NAE | Sampling Equipment: | Date: 10/1/20 |
| Project Number: 60633277 | Modified Van Veen Grab, 0.04 $m^2$ | No. Unsuccessful Grabs: 11 |
| Water Depth: 5.9 | Weather: Sunny 72°F / windy | |
| Vessel Name/Crew: Sigma T: HJ, MS, CM, ES | | |
| Check box if GPS data cross-checked against GPS file: ☐ | | |

**YSI Parameters** (taken 1 meter above sediment surface)

| Depth (ft) | Temperature (°C) | Salinity (PSU) | Turbidity (NTU) | Dissolved Oxygen (mg/L) |
|---|---|---|---|---|
| 2.9 | 19.5 | 31.8 | 3.6 | 6.44 |

## Chemistry

| | | |
|---|---|---|
| Sample ID: S-227-20FSP20-01 | | Description/Surface Biology |
| Date/Time: 10/1/20 1145 | | Dark brown SILT, little fine sand |
| Penetration: 8cm | | some shells / quahogs |
| Northing: 2693973 | Easting: 817746 | |
| Water Depth: 5.9 | Sediment Elevation: | |
| Analyses: PCB and TOC (1 - 4 oz. jar), Grainsize (8 oz, bag) | | |

## Biology

| | | |
|---|---|---|
| Sample ID: S-227-20FSP20-02 | | Description/Surface Biology |
| Date/Time: 10/1/20 1350 | | Same as above |
| Penetration: 8cm | | some shells / shell hash |
| Number of jars: 2 | | quahogs |
| Northing: 2693967 | Easting: 817630 | |
| Water Depth: 5.9 | Sediment Elevation: | RPD = 1 cm |
| Analyses: Benthic Infauna, Grainsize (8 oz, bag) | | |

## Biology

| | | |
|---|---|---|
| Sample ID: S-227-20FSP20-03 | | Description/Surface Biology |
| Date/Time: 10/1/20 1403 | | Same as above |
| Penetration: 8cm | | some shells / shell hash |
| Number of jars: 1 | | quahogs, polychaetes |
| Northing: 2693958 | Easting: 817603 | |
| Water Depth: 5.5 | Sediment Elevation: | RPD = 1 cm |
| Analyses: Benthic infauna, Grainsize (8 oz, bag) | | |

## Biology

| | | |
|---|---|---|
| Sample ID: S-227-20FSP20-04 | | Description/Surface Biology |
| Date/Time: 10/1/20 1425 | | Same as above |
| Penetration: 9cm | | some shells / shell hash |
| Number of jars: 2 | | quahogs, polychaetes |
| Northing: 2693938 | Easting: 817598 | |
| Water Depth: 5.8 | Sediment Elevation: | RPD = 1cm |
| Analyses: Benthic infauna, Grainsize (8 oz, bag) | | |

Additional Comments: Unsuccessful attempts due to high shell content / washout / jaws not closing

AECOM

NBH - LTM VII

# Station ID: 230

Page 1 of 1

| | | |
|---|---|---|
| Client: USACE NAE | Sampling Equipment: | Date: 10/1/20 |
| Project Number: 60633277 | Modified Van Veen Grab, 0.04 $m^2$ | No. Unsuccessful Grabs: 13 |
| Water Depth: 23.8 | Weather: mostly sunny, moderate wind, warm | |
| Vessel Name/Crew: Willing | | |
| Check box if GPS data cross-checked against GPS file: ☐ | | |

**YSI Parameters** (taken 1 meter above sediment surface)

| Depth (ft) | Temperature (°C) | Salinity (PSU) | Turbidity (NTU) | Dissolved Oxygen (mg/L) |
|---|---|---|---|---|
| 20.5 | 19.8 | 31.4 | 5.9 | 6.8 |

## Chemistry

Sample ID: S-230-20FSP20-01
Date/Time: 10/1/20 1341
Penetration: 8
Northing: 2692999.15 Easting: 814886.16
Water Depth: 23.8 Sediment Elevation:
Analyses: PCB and TOC (1 - 4 oz. jar), Grainsize (8 oz. bag)

Description/Surface Biology: thin olive gray (<0.5cm) over dark gray silt, no apparent surface bio

## Biology

Sample ID: S-230-20FSP20-02
Date/Time: 10/1/20 1415
Penetration: 9.5
Number of jars: 1
Northing: 2692954.03 Easting: 815142.50
Water Depth: 25.8 Sediment Elevation:
Analyses: Benthic infauna, Grainsize (8 oz. bag)

Description/Surface Biology: similar to above but with oil sheen & chemical odor

~260 ft from proposed - debris issue

## Biology

Sample ID: S-230-20FSP20-03
Date/Time: 10/1/20 1426
Penetration: 8.5
Number of jars: 1
Northing: 2692960.23 Easting: 815155.29
Water Depth: 25.9 Sediment Elevation:
Analyses: Benthic Infauna, Grainsize (8 oz. bag)

Description/Surface Biology: same as above 230-02

## Biology

Sample ID: S-230-20FSP20-04
Date/Time: 10/1/20 1443
Penetration: 9.5
Number of jars: 1
Northing: 2692955.13 Easting: 815149.76
Water Depth: 25.7 Sediment Elevation:
Analyses: Benthic infauna, Grainsize (8 oz. bag)

Description/Surface Biology: same as above

Additional Comments:

AECOM

NBH - LTM VII

# Station ID: 231



| | | |
|---|---|---|
| Client: USACE NAE | Sampling Equipment: | Date: 10/1/20 |
| Project Number: 60633277 | Modified Van Veen Grab, 0.04 $m^2$ | No. Unsuccessful Grabs: 6 |
| Water Depth: 31.7 | Weather: mostly sunny, breezy, warm | |
| Vessel Name/Crew: Willins | | |
| Check box if GPS data cross-checked against GPS file: ☐ | | |

**YSI Parameters** (taken 1 meter above sediment surface)

| Depth (ft) | Temperature (°C) | Salinity (PSU) | Turbidity (NTU) | Dissolved Oxygen (mg/L) |
|---|---|---|---|---|
| 28.7 | 19.8 | 31.4 | 4.8 | 6.9 |

***Chemistry***

Sample ID: S-231-20FSP20-01
Date/Time: 10/1/20 1518
Penetration: 10 cm
Northing: 2693017.17 Easting: 816050.49
Water Depth: 31.7 Sediment Elevation:
Analyses: PCB and TOC (1 - 4 oz. jar), Grainsize (8 oz, bag)

Description/Surface Biology: thin olive gray (<1cm) over dark gray silt, no surface bio observed

***Biology***

Sample ID: S-231-20FSP20-02
Date/Time: 10/1/20 1533
Penetration: 10 cm
Number of jars: 1
Northing: 2693002.59 Easting: 816047.00
Water Depth: 31.4 Sediment Elevation:
Analyses: Benthic infauna, Grainsize (8 oz, bag)

Description/Surface Biology: same as above

***Biology***

Sample ID: S-231-20FSP20-03
Date/Time: 10/1/20 1543
Penetration: 9.5 cm
Number of jars: 1
Northing: 2693023.10 Easting: 816043.06
Water Depth: 31.2 Sediment Elevation:
Analyses: Benthic infauna, Grainsize (8 oz, bag)

Description/Surface Biology: same as above

***Biology***

Sample ID: S-231-20FSP20-04
Date/Time: 10/1/20 1555
Penetration: CSH ~~10 cm~~ 9 cm
Number of jars: 1
Northing: 2693016.41 Easting: 816054.11
Water Depth: 30.8 Sediment Elevation:
Analyses: Benthic infauna, Grainsize (8 oz, bag)

Description/Surface Biology: same as above

Additional Comments:

AECOM

NBH - LTM VII

# Station ID: 235



| | | |
|---|---|---|
| Client: USACE NAE | Sampling Equipment: | Date: 10/1/20 |
| Project Number: 60633277 | Modified Van Veen Grab, 0.04 $m^2$ | No. Unsuccessful Grabs: 0 |
| Water Depth: 27.8 | Weather: partly sunny, moderate wind/chop, mild | |
| Vessel Name/Crew: Willing | | |
| Check box if GPS data cross-checked against GPS file: ☐ | | |

**YSI Parameters** (taken 1 meter above sediment surface)

| Depth (ft) | Temperature (°C) | Salinity (PSU) | Turbidity (NTU) | Dissolved Oxygen (mg/L) |
|---|---|---|---|---|
| 24.7 | 19.7 | 31.4 | 4.3 | 6.8 |

***Chemistry***

| | |
|---|---|
| Sample ID: S-235-20FSP20-01 | Description/Surface Biology |
| Date/Time: 10/1/20 1247 | thin olive gray (<0.5cm) over dark gray silt, no surface bio, some sheen, anoxic & petro odors |
| Penetration: 9 cm | |
| Northing: 2691998.07 Easting: 815479.77 | |
| Water Depth: ~~28.0~~ 27.8 cm Sediment Elevation: | |
| Analyses: PCB and TOC (1 - 4 oz. jar), Grainsize (8 oz, bag) | |

***Biology***

| | |
|---|---|
| Sample ID: S-235-20FSP20-02 | Description/Surface Biology |
| Date/Time: 10/1/20 1253 | Same as above |
| Penetration: 10 cm | |
| Number of jars: 1 | |
| Northing: 2691995.18 Easting: 815458.72 | |
| Water Depth: 27.4 Sediment Elevation: | |
| Analyses: Benthic infauna, Grainsize (8 oz, bag) | |

***Biology***

| | |
|---|---|
| Sample ID: S-235-20FSP20-03 | Description/Surface Biology |
| Date/Time: 10/1/20 1306 | Same as above |
| Penetration: 9 cm | |
| Number of jars: 1 | |
| Northing: 2691974.45 Easting: 815476.85 | |
| Water Depth: 27.4 Sediment Elevation: | |
| Analyses: Benthic infauna, Grainsize (8 oz, bag) | |

***Biology***

| | |
|---|---|
| Sample ID: S-235-20FSP20-04 | Description/Surface Biology |
| Date/Time: 10/1/20 1316 | Same as above |
| Penetration: 10 cm | |
| Number of jars: 1 | |
| Northing: 2692007.08 Easting: 815503.24 | |
| Water Depth: 27.3 Sediment Elevation: | |
| Analyses: Benthic infauna, Grainsize (8 oz, bag) | |

Additional Comments:

AECOM

NBH - LTM VII

# Station ID: 236

Page 1 of 1

| | | |
|---|---|---|
| Client: USACE NAE | Sampling Equipment: | Date: 10/1/20 |
| Project Number: 60633277 | Modified Van Veen Grab, 0.04 $m^2$ | No. Unsuccessful Grabs: 1 |
| Water Depth: 33.5 | Weather: mostly sunny, moderate wind/chop, warm | |
| Vessel Name/Crew: Willing | | |
| Check box if GPS data cross-checked against GPS file: ☐ | | |

**YSI Parameters** (taken 1 meter above sediment surface)

| Depth (ft) | Temperature (°C) | Salinity (PSU) | Turbidity (NTU) | Dissolved Oxygen (mg/L) |
|---|---|---|---|---|
| 30.8 | 19.7 | 31.5 | 3.7 | 7.0 |

***Chemistry***

Sample ID: S-236-20FSP20-01
Date/Time: 10/1/20 1154
Penetration: 8.5
Northing: 2692024.25 Easting: 816619.27
Water Depth: 33.5 Sediment Elevation:
Analyses: PCB and TOC (1 - 4 oz. jar), Grainsize (8 oz, bag)

Description/Surface Biology: thin olive gray (<1 cm) over dark gray silt, some fine sand no surface bio (tubes)

***Biology***

Sample ID: S-236-20FSP20-02
Date/Time: 10/1/20 1159
Penetration: 9 cm
Number of jars: 1
Northing: 2692038.94 Easting: 816607.91
Water Depth: 32.8 Sediment Elevation:
Analyses: Benthic infauna, Grainsize (8 oz, bag)

Description/Surface Biology: same as above

***Biology***

Sample ID: S-236-20FSP20-03
Date/Time: 10/1/20 1211
Penetration: 8.5
Number of jars: 1
Northing: 2691998.07 Easting: 816650.39
Water Depth: 33.0 Sediment Elevation:
Analyses: Benthic infauna, Grainsize (8 oz, bag)

Description/Surface Biology: same as above

***Biology***

Sample ID: S-236-20FSP20-04
Date/Time: 10/1/20 1225
Penetration: 8.5
Number of jars: 1
Northing: 2692054.20 Easting: 816632.33
Water Depth: 32.9 Sediment Elevation:
Analyses: Benthic infauna, Grainsize (8 oz, bag)

Description/Surface Biology: similar to above sandier, some sheen rising during benthic sample sieving

Additional Comments:

AECOM

NBH - LTM VII

# Station ID: 237



| | | |
|---|---|---|
| Client: USACE NAE | Sampling Equipment: | Date: 10/1/20 |
| Project Number: 60633277 | Modified Van Veen Grab, 0.04 $m^2$ | No. Unsuccessful Grabs: 8 |
| Water Depth: 22.3 | Weather: Mostly sunny, moderate wind, mild temp | |
| Vessel Name/Crew: Willing | | |
| Check box if GPS data cross-checked against GPS file: ☐ | | |

**YSI Parameters** (taken 1 meter above sediment surface)

| Depth (ft) | Temperature (°C) | Salinity (PSU) | Turbidity (NTU) | Dissolved Oxygen (mg/L) |
|---|---|---|---|---|
| 29.7 | 19.5 | 31.5 | 4.1 | 6.9 |

***Chemistry***

Sample ID: S-237-20FSP20-01
Date/Time: 10/1/20 0955
Penetration: 9cm
Northing: 2691858.22 Easting: 817459.00
Water Depth: 27.6 Sediment Elevation:
Analyses: PCB and TOC (1 - 4 oz. jar), Grainsize (8 oz, bag)

Description/Surface Biology: thin olive gray (<1cm) over dark gray sandy silt. few polychete tubes

***Biology***

Sample ID: S-237-20FSP20-02
Date/Time: ~~10/2/20~~ CSH 10/1/20 1009
Penetration: 85cm
Number of jars: 1
Northing: 2691871.72 Easting: 817459.89
Water Depth: 27.6 Sediment Elevation:
Analyses: Benthic infauna, Grainsize (8 oz, bag)

Description/Surface Biology: Same as above

***Biology***

Sample ID: S-237-20FSP20-03
Date/Time: 10/1/20 1028
Penetration: 9 cm
Number of jars: 1
Northing: 2691865.55 Easting: 817439.02
Water Depth: 27.3 Sediment Elevation:
Analyses: Benthic infauna, Grainsize (8 oz, bag)

Description/Surface Biology: same as above

***Biology***

Sample ID: S-237-20FSP20-04
Date/Time: 10/1/20 1103
Penetration: 8 cm ~~H~~ CSH
Number of jars: 1
Northing: 2691850.36 Easting: 817440.69
Water Depth: 27.1 Sediment Elevation:
Analyses: Benthic infauna, Grainsize (8 oz, bag)

Description/Surface Biology: similar but with several large clams

Additional Comments:

moved ~350 feet off original target due to heavy shells/poor recovery

AECOM

NBH - LTM VII

# Station ID: 237 rep



| | | |
|---|---|---|
| Client: USACE NAE | Sampling Equipment: | Date: 10/1/20 |
| Project Number: 60633277 | Modified Van Veen Grab, 0.04 $m^2$ | No. Unsuccessful Grabs: 0 |
| Water Depth: Willing 27.5 | Weather: | |
| Vessel Name/Crew: CSH | | |
| Check box if GPS data cross-checked against GPS file: ☐ | | |

**YSI Parameters** (taken 1 meter above sediment surface)

| Depth (ft) | Temperature (°C) | Salinity (PSU) | Turbidity (NTU) | Dissolved Oxygen (mg/L) |
|---|---|---|---|---|
| | | | | |

## *Chemistry*

| | |
|---|---|
| Sample ID: S-237-20FSP20-01-rep | Description/Surface Biology |
| Date/Time: 10/1/20 1137 | Same as |
| Penetration: 8.5 | S-237-20FSP20-01 |
| Northing: 2691855.70 Easting: 817475.83 | |
| Water Depth: 27.5 Sediment Elevation: | |
| Analyses: PCB and TOC (1 - 4 oz. jar), Grainsize (8 oz, bag) | |

## *Biology*

| | |
|---|---|
| Sample ID: | Description/Surface Biology |
| Date/Time: | |
| Penetration: | |
| Number of jars: | |
| Northing: Easting: | |
| Water Depth: Sediment Elevation: | |
| Analyses: Benthic infauna, Grainsize (8 oz, bag) | |

## *Biology*

| | |
|---|---|
| Sample ID: | Description/Surface Biology |
| Date/Time: | |
| Penetration: | |
| Number of jars: | |
| Northing: Easting: | |
| Water Depth: Sediment Elevation: | |
| Analyses: Benthic infauna, Grainsize (8 oz, bag) | |

## *Biology*

| | |
|---|---|
| Sample ID: | Description/Surface Biology |
| Date/Time: | |
| Penetration: | |
| Number of jars: | |
| Northing: Easting: | |
| Water Depth: Sediment Elevation: | |
| Analyses: Benthic infauna, Grainsize (8 oz, bag) | |

Additional Comments:

AECOM

NBH - LTM VII

**Station ID:** 240

Page 1 of 1

| | | |
|---|---|---|
| Client: USACE NAE | Sampling Equipment: | Date: 9/29/20 |
| Project Number: 60633277 | Modified Van Veen Grab, 0.4 m² | No. Unsuccessful Grabs: 5 |
| Water Depth: 31.6 | Weather: partly sunny, light breeze, mild temperature | |
| Vessel Name/Crew: Willing | | |
| Check box if GPS data cross-checked against GPS file: ☐ | | |

**YSI Parameters** (taken 1 meter above sediment surface)

| Depth (ft) | Temperature (°C) | Salinity (PSU) | Turbidity (NTU) | Dissolved Oxygen (mg/L) |
|---|---|---|---|---|
| 28.5 | 19.2 | 31.5 | 2.8 | 8.0 |

***Chemistry***

Sample ID: S-240-20FS120-01
Date/Time: 9/29/20 1317
Penetration: 10
Northing: 2691017.77 Easting: 816049.53
Water Depth: 31.6 Sediment Elevation:
Analyses: PCB and TOC (1 - 4 oz. jar), Grainsize (8 oz. bag)

**Description/Surface Biology**
very thin olive gray over dark gray silt.
No surface ~~fio~~ csh bio observed

***Biology***

Sample ID: S-240-20FS120-02
Date/Time: 9/29/20 1331
Penetration: 10cm
Number of jars: 1
Northing: 2691030.35 Easting: 816053.82
Water Depth: 31.4 Sediment Elevation:
Analyses: Benthic infauna, Grainsize (8 oz. bag)

**Description/Surface Biology**
same as above

***Biology***

Sample ID: S-240-20FS120-03
Date/Time: 9/29/20 1355
Penetration: 10 cm
Number of jars: 1
Northing: 2691022.25 Easting: 816028.79
Water Depth: 31.5 Sediment Elevation:
Analyses: Benthic infauna, Grainsize (8 oz. bag)

**Description/Surface Biology**
same as above

***Biology***

Sample ID: S-240-20FS120-04
Date/Time: 9/29/20 1407
Penetration: 10 cm
Number of jars: 1
Northing: 2691032.30 Easting: 816012.22
Water Depth: 31.5 Sediment Elevation:
Analyses: Benthic infauna, Grainsize (8 oz. bag)

**Description/Surface Biology**
Same as above

Additional Comments:

AECOM

NBH - LTM VII

# Station ID: 241



| | | |
|---|---|---|
| Client: USACE NAE | Sampling Equipment: | Date: 9/29/20 |
| Project Number: 60633277 | Modified Van Veen Grab, 0.04 $m^2$ | No. Unsuccessful Grabs: 0 |
| Water Depth: 33.9 | Weather: partly sunny, moderate breeze, mild | |
| Vessel Name/Crew: Willing | | |
| Check box if GPS data cross-checked against GPS file: ☐ | | |

**YSI Parameters** (taken 1 meter above sediment surface)

| Depth (ft) | Temperature (°C) | Salinity (PSU) | Turbidity (NTU) | Dissolved Oxygen (mg/L) |
|---|---|---|---|---|
| 30.4 | 19.0 | 31.5 | 3.3 | 7.9 |

***Chemistry***

| | |
|---|---|
| Sample ID: S-241-20FSP20-01 | **Description/Surface Biology** |
| Date/Time: 9/29/20 1430 | thin olive gray (<0.5 cm) over dark gray ~~silt, some sand.~~ CSH |
| Penetration: 10cm | No surface bio observed (tubes) |
| Northing: 2691014.23 Easting: 817200.67 | |
| Water Depth: 33.9 Sediment Elevation: | |
| Analyses: PCB and TOC (1 - 4 oz. jar), Grainsize (8 oz. bag) | sandy silt |

***Biology***

| | |
|---|---|
| Sample ID: S-241-20FSP20-02 | **Description/Surface Biology** |
| Date/Time: 9/29/20 1439 | Same as above (sandy silt) |
| Penetration: 9.5 | |
| Number of jars: 1 | |
| Northing: 2691019.12 Easting: 817193.97 | |
| Water Depth: 33.8 Sediment Elevation: | |
| Analyses: Benthic Infauna, Grainsize (8 oz. bag) | |

***Biology***

| | |
|---|---|
| Sample ID: S-241-20FSP20-03 | **Description/Surface Biology** |
| Date/Time: 9/29/20 1454 | Same as above |
| Penetration: 9.5 | small, slime-like mass included |
| Number of jars: 1 | in benthic jar in whirl |
| Northing: 2691022.51 Easting: 817192.85 | pack |
| Water Depth: 33.6 Sediment Elevation: | |
| Analyses: Benthic Infauna, Grainsize (8 oz. bag) | |

***Biology***

| | |
|---|---|
| Sample ID: S-241-20FSP20-04 | **Description/Surface Biology** |
| Date/Time: 9/29/20 1512 | Same as above |
| Penetration: 9 cm | |
| Number of jars: 1 | |
| Northing: 2691027.81 Easting: 817194.99 | |
| Water Depth: 33.5 Sediment Elevation: | |
| Analyses: Benthic Infauna, Grainsize (8 oz. bag) | |

**Additional Comments:**

AECOM

NBH - LTM VII

# Station ID: 242



| | | |
|---|---|---|
| Client: USACE NAE | Sampling Equipment: | Date: 9/29/20 |
| Project Number: 60633277 | Modified Van Veen Grab, 0.04 m² | No. Unsuccessful Grabs: 1 |
| Water Depth: 19.1 | Weather: overcast, mild, light breeze | |
| Vessel Name/Crew: Willing | | |
| Check box if GPS data cross-checked against GPS file: ☐ | | |

**YSI Parameters** (taken 1 meter above sediment surface)

| Depth (ft) | Temperature (°C) | Salinity (PSU) | Turbidity (NTU) | Dissolved Oxygen (mg/L) |
|---|---|---|---|---|
| 16.0 | 19.4 | 31.5 | 2.9 | 7.8 |

***Chemistry***

| | |
|---|---|
| Sample ID: S-242-20FSP20-01 | **Description/Surface Biology** |
| Date/Time: 9/29/20 1533 | thin olive gray silt (<0.5cm) over dark gray silt, some sand |
| Penetration: 8.5 | no surface bio |
| Northing: 2691014.72 Easting: 818347.86 | |
| Water Depth: 19.2 Sediment Elevation: | |
| Analyses: PCB and TOC (1 - 4 oz. jar), Grainsize (8 oz. bag) | |

***Biology***

| | |
|---|---|
| Sample ID: S-242-20FSP20-02 | **Description/Surface Biology** |
| Date/Time: 9/29/20 1541 | Same as above |
| Penetration: 9 cm | |
| Number of jars: 1 | |
| Northing: 2691034.60 Easting: 818342.87 | |
| Water Depth: 19.3 Sediment Elevation: | |
| Analyses: Benthic infauna, Grainsize (8 oz. bag) | |

***Biology***

| | |
|---|---|
| Sample ID: S-242-20FSP20-03 | **Description/Surface Biology** |
| Date/Time: 9/29/20 1553 | Same as above |
| Penetration: 9.5 cm | |
| Number of jars: 1 | |
| Northing: 2691035.19 Easting: 818320.71 | |
| Water Depth: 19.4 Sediment Elevation: | |
| Analyses: Benthic infauna, Grainsize (8 oz. bag) | |

***Biology***

| | |
|---|---|
| Sample ID: S-242-20FSP20-04 | **Description/Surface Biology** |
| Date/Time: 9/29/20 1603 | Same as above |
| Penetration: 9 | |
| Number of jars: 1 | |
| Northing: 2691016.19 Easting: 818348.89 | |
| Water Depth: 19.4 Sediment Elevation: | |
| Analyses: Benthic infauna, Grainsize (8 oz. bag) | |

Additional Comments:

AECOM

NBH - LTM VII

# Station ID: 245



| | | |
|---|---|---|
| Client: USACE NAE | Sampling Equipment: | Date: 9/29/20 |
| Project Number: 60633277 | Modified Van Veen Grab, 0.04 m² | No. Unsuccessful Grabs: 18 |
| Water Depth: 9.1 | Weather: Increasing clouds, moderate breeze | |
| Vessel Name/Crew: Willing | | |
| Check box if GPS data cross-checked against GPS file: ☐ | | |

**YSI Parameters** (taken 1 meter above sediment surface)

| Depth (ft) | Temperature (°C) | Salinity (PSU) | Turbidity (NTU) | Dissolved Oxygen (mg/L) |
|---|---|---|---|---|
| 6.5 7.5 | 19.5 | 31.5 | 3.7 | 7.9 |

***Chemistry***

| | |
|---|---|
| Sample ID: S-245-20FSP20-01 | **Description/Surface Biology** |
| Date/Time: 9/29/20 1145 | Thin olive gray silt over dark gray silt, lots of shells, some sand ~280 feet NE of target |
| Penetration: 8 cm | |
| Northing: 2690304.82 Easting: 816665.56 | |
| Water Depth: 10.9 Sediment Elevation: | |
| Analyses: PCB and TOC (1 - 4 oz. jar), Grainsize (8 oz. bag) | |

***Biology***

| | |
|---|---|
| Sample ID: S-245-20FSP20-02 | **Description/Surface Biology** |
| Date/Time: 9/29/20 1203 | same as above |
| Penetration: 8 cm | |
| Number of jars: 2 | |
| Northing: 2690295.94 Easting: 816641.73 | |
| Water Depth: 10.9 Sediment Elevation: | |
| Analyses: Benthic infauna, Grainsize (8 oz. bag) | |

***Biology***

| | |
|---|---|
| Sample ID: S-245-20FSP20-03 | **Description/Surface Biology** |
| Date/Time: 9/29/20 1219 | Same as above |
| Penetration: 8 cm | |
| Number of jars: 1 | |
| Northing: 2690310.39 Easting: 816648.37 | |
| Water Depth: 10.8 Sediment Elevation: | |
| Analyses: Benthic infauna, Grainsize (8 oz. bag) | |

***Biology***

| | |
|---|---|
| Sample ID: S-245-20FSP20-04 | **Description/Surface Biology** |
| Date/Time: 9/29/20 1246 | same as above |
| Penetration: 8 cm | |
| Number of jars: 2 | |
| Northing: 2690337.51 Easting: 816639.46 | |
| Water Depth: 10.8 Sediment Elevation: | |
| Analyses: Benthic infauna, Grainsize (8 oz. bag) | |

**Additional Comments:**

AECOM

NBH - LTM VII

# Station ID: 247

Page 1 of 1

| | | |
|---|---|---|
| Client: USACE NAE | Sampling Equipment: | Date: 9/28/20 |
| Project Number: 60633277 | Modified Van Veen Grab, 0.1 $m^2$ | No. Unsuccessful Grabs: 3 |
| Water Depth: 9.5 | Weather: Cloudy 70°F | |
| Vessel Name/Crew: Sigma T ; HJ, BB, CM, ES | | |
| Check box if GPS data cross-checked against GPS file: ☐ | | |

**YSI Parameters** (taken 1 meter above sediment surface)

| Depth (ft) | Temperature (°C) | Salinity (PSU) | Turbidity (NTU) | Dissolved Oxygen (mg/L) |
|---|---|---|---|---|
| 5.9 | 18.4 | 31.7 | 0.8 | 6.74 |

***Chemistry***

| | |
|---|---|
| Sample ID: S-247-20FSP20-01 | **Description/Surface Biology** |
| Date/Time: 9/28/20 1530 | Dark brown SILT, trace fine sand |
| Penetration: 9 cm | very soft |
| Northing: 2690018 Easting: 818904 | |
| Water Depth: 9.5 Sediment Elevation: | |
| Analyses: PCB and TOC (1 - 4 oz. jar), Grainsize (8 oz. bag) | |

***Biology***

| | |
|---|---|
| Sample ID: S-247-20FSP20-02 | **Description/Surface Biology** |
| Date/Time: 9/28/20 1538 | same as above, little fine sand |
| Penetration: 9 cm | quahog (large), boring sponge |
| Number of jars: 1 | some veg on surface |
| Northing: 2690018 Easting: 818905 | |
| Water Depth: 9.5 Sediment Elevation: | |
| Analyses: Benthic Infauna, Grainsize (8 oz. bag) | |

***Biology***

| | |
|---|---|
| Sample ID: S-247-20FSP20-03 | **Description/Surface Biology** |
| Date/Time: 9/28/20 1545 | Same as above, little fine sand |
| Penetration: 9 cm | some veg on surface |
| Number of jars: 1 | quahogs |
| Northing: 2690016 Easting: 818901 | |
| Water Depth: 9.5 Sediment Elevation: | |
| Analyses: Benthic Infauna, Grainsize (8 oz. bag) | |

***Biology***

| | |
|---|---|
| Sample ID: S-247-20FSP20-04 | **Description/Surface Biology** |
| Date/Time: 9/28/20 1606 | Same as above, little fine sand |
| Penetration: 9 cm | |
| Number of jars: 1 | quahogs |
| Northing: 2690023 Easting: 818899 | |
| Water Depth: 9.6 Sediment Elevation: | |
| Analyses: Benthic Infauna, Grainsize (8 oz. bag) | |

Additional Comments: Spider crab caught in jaws on unsuccessful grab
No discernible RPDs

AECOM

NBH - LTM VII

# Station ID: 249



| | | |
|---|---|---|
| Client: USACE NAE | Sampling Equipment: | Date: 9/29/20 |
| Project Number: 60633277 | Modified Van Veen Grab, 0.04 m² | No. Unsuccessful Grabs: 14 |
| Water Depth: 6.7 | Weather: Partly sunny, warm, light breeze | |
| Vessel Name/Crew: Willing | | |
| Check box if GPS data cross-checked against GPS file: ☐ | | |

**YSI Parameters** (taken 1 meter above sediment surface)

| Depth (ft) | Temperature (°C) | Salinity (PSU) | Turbidity (NTU) | Dissolved Oxygen (mg/L) |
|---|---|---|---|---|
| 4.5 | 19.3 | 31.5 | 1.5 | 8.2 |

***Chemistry***

| | |
|---|---|
| Sample ID: S-249-20FSP20-01 | **Description/Surface Biology** |
| Date/Time: 9/29/20 1013 | very thin olive gray (<0.5cm) over dark gray silt. High quahog density |
| Penetration: 8 cm | |
| Northing: 2689128.86 Easting: 816820.37 | |
| Water Depth: 7.8 Sediment Elevation: | |
| Analyses: PCB and TOC (1 - 4 oz. jar), Grainsize (8 oz. bag) | 380' from proposed target |

***Biology***

| | |
|---|---|
| Sample ID: S-249-20FSP20-02 | **Description/Surface Biology** |
| Date/Time: 9/29/20 1022 | same as above |
| Penetration: 8.5 cm | some fine sand washing out during benthic processing |
| Number of jars: 1 | |
| Northing: 2689125.65 Easting: 816827.03 | |
| Water Depth: 7.4 Sediment Elevation: | |
| Analyses: Benthic infauna, Grainsize (8 oz. bag) | |

***Biology***

| | |
|---|---|
| Sample ID: S-249-20FSP20-03 | **Description/Surface Biology** |
| Date/Time: 9/29/20 1042 | same as above |
| Penetration: 8.5 | |
| Number of jars: 1 | |
| Northing: 2689128.66 Easting: 816830.71 | |
| Water Depth: 7.7 Sediment Elevation: | |
| Analyses: Benthic infauna, Grainsize (8 oz. bag) | |

***Biology***

| | |
|---|---|
| Sample ID: S-249-20FSP20-04 | **Description/Surface Biology** |
| Date/Time: 9/29/20 1103 | same as above |
| Penetration: 4 cm | |
| Number of jars: 1 | |
| Northing: 2689130.94 Easting: 816818.18 | |
| Water Depth: 7.7 Sediment Elevation: | |
| Analyses: Benthic infauna, Grainsize (8 oz. bag) | |

**Additional Comments:**

Moved away from target due to shells

AECOM

NBH - LTM VII

# Station ID: 250



| | | |
|---|---|---|
| Client: USACE NAE | Sampling Equipment: | Date: 9/28/20 |
| Project Number: 60633277 | Modified Van Veen Grab, 0.04 m² | No. Unsuccessful Grabs: 8 |
| Water Depth: 33.9 | Weather: warm, humid, overcast, light wind | |
| Vessel Name/Crew: Welling | | |
| Check box if GPS data cross-checked against GPS file: ☐ | | |

**YSI Parameters** (taken 1 meter above sediment surface)

| Depth (ft) | Temperature (°C) | Salinity (PSU) | Turbidity (NTU) | Dissolved Oxygen (mg/L) |
|---|---|---|---|---|
| 30.6 | 19.3 | 31.6 | 2.6 | 8.4 |

***Chemistry***

| | |
|---|---|
| Sample ID: S-250-20FSP20-01 | **Description/Surface Biology** |
| Date/Time: 9/28/20 1534 | thin, olive gray silt (<0.5 cm) over dark gray silt, some fine sand; no surface bio observed |
| Penetration: 9.5 | |
| Northing: 2689418.34 Easting: 818734.21 | |
| Water Depth: 33.4 Sediment Elevation: | |
| Analyses: PCB and TOC (1 - 4 oz jar), Grainsize (8 oz. bag) | |

***Biology***

| | |
|---|---|
| Sample ID: S-250-20FSP20-02 | **Description/Surface Biology** |
| Date/Time: 9/28/20 1542 | same as above |
| Penetration: 8.5 | |
| Number of jars: 1 | |
| Northing: 2689422.44 Easting: 818745.76 | |
| Water Depth: 33.5 Sediment Elevation: | |
| Analyses: Benthic infauna, Grainsize (8 oz. bag) | |

***Biology***

| | |
|---|---|
| Sample ID: S-250-20FSP20-03 | **Description/Surface Biology** |
| Date/Time: 9/28/20 1553 | same as above |
| Penetration: 9.5 | |
| Number of jars: 1 | |
| Northing: 2689422.58 Easting: 818747.04 | |
| Water Depth: 33.5 Sediment Elevation: | |
| Analyses: Benthic infauna, Grainsize (8 oz. bag) | |

***Biology***

| | |
|---|---|
| Sample ID: S-250-20FSP20-04 | **Description/Surface Biology** |
| Date/Time: 9/28/20 1607 | same as above |
| Penetration: 9.5 | |
| Number of jars: 1 | |
| Northing: 2689417.87 Easting: 818743.72 | |
| Water Depth: 33.6 Sediment Elevation: | |
| Analyses: Benthic infauna, Grainsize (8 oz. bag) | |

**Additional Comments:**

Sampled ~550' from proposed sample location due to heavy shell concentration near Hurricane Barrier

AECOM

NBH - LTM VII

# Station ID: 253



| | | |
|---|---|---|
| Client: USACE NAE | Sampling Equipment: | Date: 9/29/20 |
| Project Number: 60633277 | Modified Van Veen Grab, 0.14 m² | No. Unsuccessful Grabs: 3 |
| Water Depth: 34.8 | Weather: Breaking fog, thin clouds, warm, calm seas | |
| Vessel Name/Crew: Willing | | |
| Check box if GPS data cross-checked against GPS file: ☐ | | |

**YSI Parameters** (taken 1 meter above sediment surface)

| Depth (ft) | Temperature (°C) | Salinity (PSU) | Turbidity (NTU) | Dissolved Oxygen (mg/L) |
|---|---|---|---|---|
| 30.8 | 19.0 | 31.5 | 1.8 | 8.1 |

***Chemistry***

Sample ID: S-253-20FSP20-01
Date/Time: 9/29/20 0852
Penetration: 8.5 cm
Northing: 2688032.17 Easting: 816627.97
Water Depth: 34.8 Sediment Elevation:
Analyses: PCB and TOC (1 - 4 oz. jar), Grainsize (8 oz. bag)

**Description/Surface Biology**
thin olive gray (<0.5cm) over dark gray silt, anoxic odor (sulfurous)
No surface bio observed

***Biology***

Sample ID: S-253-20FSP20-02
Date/Time: 9/29/20 0902
Penetration: 9 cm
Number of jars: 1
Northing: 2688029.84 Easting: 816608.33
Water Depth: 34.3 Sediment Elevation:
Analyses: Benthic Infauna, Grainsize (8 oz. bag)

**Description/Surface Biology**
same as above
Numerous tubes (conical) washed out for benthic, but little to no clear signs of active life

***Biology***

Sample ID: S-253-20FSP20-03
Date/Time: 9/29/20 0917
Penetration: 8.5
Number of jars: 1
Northing: 2688030.30 Easting: 816628.01
Water Depth: 34.4 Sediment Elevation:
Analyses: Benthic Infauna, Grainsize (8 oz. bag)

**Description/Surface Biology**
similar to above, fewer conical tubes

***Biology***

Sample ID: S-253-20FSP20-04
Date/Time: 9/29/20 0928
Penetration: 9 cm
Number of jars: 1
Northing: 2688029.94 Easting: 816601.88
Water Depth: 34.5 Sediment Elevation:
Analyses: Benthic Infauna, Grainsize (8 oz. bag)

**Description/Surface Biology**
same as 253-03 above

Additional Comments:

AECOM

NBH - LTM VII

# Station ID: 304



| | | |
|---|---|---|
| Client: USACE NAE | Sampling Equipment: | Date: 9/28/20 |
| Project Number: 60633277 | Modified Van Veen Grab, 0.04 m² | No. Unsuccessful Grabs: 6 |
| Water Depth: 9.7 | Weather: cloudy/fog, light rain 69°F | |
| Vessel Name/Crew: Sigmat / JS, BB, CM, ES | | |
| Check box if GPS data cross-checked against GPS file: ☐ | | |

**YSI Parameters** (taken 1 meter above sediment surface)

| Depth (ft) | Temperature (°C) | Salinity (PSU) | Turbidity (NTU) | Dissolved Oxygen (mg/L) |
|---|---|---|---|---|
| 6.6 | 18.6 | 31.8 | 0.7 | 6.1 |

## Chemistry

Sample ID: S-304-20FSP20-01
Date/Time: 9/28/20 0957
Penetration: 8 cm
Northing: 2686856 Easting: 817771
Water Depth: 9.7 Sediment Elevation:
Analyses: PCB and TOC (1 - 4 oz. jar), Grainsize (8 oz. bag)

Description/Surface Biology: Dark brown SILT, little fine-med sand very soft some shells / crepidula

## Biology

Sample ID: S-304-20FSP20-02
Date/Time: 9/28/20 1018
Penetration: 8 cm
Number of jars: 1
Northing: 2686860 Easting: 817683
Water Depth: 9.7 Sediment Elevation:
Analyses: Benthic Infauna, Grainsize (8 oz. bag)

Description/Surface Biology: Same as above, some fine sand some sea lettuce crepidula / shells

## Biology

Sample ID: S-304-20FSP20-03
Date/Time: 9/28/20 1028
Penetration: 8 cm
Number of jars: 1
Northing: 2686856 Easting: 817693
Water Depth: 9.7 Sediment Elevation:
Analyses: Benthic Infauna, Grainsize (8 oz. bag)

Description/Surface Biology: Same as above, some fine sand shells / shell hash crepidula shells omphie tube

## Biology

Sample ID: S-304-20FSP20-04
Date/Time: 9/28/20 1039
Penetration: 8 cm
Number of jars: 1
Northing: 2686867 Easting: 817711
Water Depth: 9.7 Sediment Elevation:
Analyses: Benthic Infauna, Grainsize (8 oz. bag)

Description/Surface Biology: Same as above, some fine sand whelk / crepidula on surface shells

Additional Comments: RPD not discernible
Unsuccessful grabs due to high shell content / shells in jaws / washout

AECOM

NBH - LTM VII

# Station ID: 306



| | | |
|---|---|---|
| Client: USACE NAE | Sampling Equipment: | Date: 9/28/20 |
| Project Number: 60633277 | Modified Van Veen Grab, 0.04 $m^2$ | No. Unsuccessful Grabs: 1 |
| Water Depth: 8.2 | Weather: Foggy, warm, calm, some showers | |
| Vessel Name/Crew: Willing | | |
| Check box if GPS data cross-checked against GPS file: ☐ | | |

**YSI Parameters** (taken 1 meter above sediment surface)

| Depth (ft) | Temperature (°C) | Salinity (PSU) | Turbidity (NTU) | Dissolved Oxygen (mg/L) |
|---|---|---|---|---|
| 5.6 | 19.7 | 31.6 | 2.0 | 8.1 |

***Chemistry***

Sample ID: S-306-20FSP20-01
Date/Time: 9/28/20 1231
Penetration: 8.5 cm
Northing: 2686873.58 Easting: 828164.13
Water Depth: 8.2 Sediment Elevation:
Analyses: PCB and TOC (1 - 4 oz. jar), Grainsize (8 oz. bag)

**Description/Surface Biology**
Gray medium to coarse sand, some gravel and fine sand

***Biology***

Sample ID: S-306-20FSP20-02
Date/Time: 9/28/20 1238
Penetration: 9 cm
Number of jars: ~~3~~ 1
Northing: 2686864.37 Easting: 828160.54
Water Depth: 7.9 Sediment Elevation:
Analyses: Benthic infauna, Grainsize (8 oz. bag)

**Description/Surface Biology**
Same as above

***Biology***

Sample ID: S-306-20FSP20-03
Date/Time: 9/28/20 1259
Penetration: 9 cm
Number of jars: 3
Northing: 2686886.56 Easting: 828163.02
Water Depth: 8.1 Sediment Elevation:
Analyses: Benthic infauna, Grainsize (8 oz. bag)

**Description/Surface Biology**
Gray fine to medium sand, some coarse sand and gravel

***Biology***

Sample ID: S-306-20FSP20-04
Date/Time: 9/28/20 1314
Penetration: 8.5
Number of jars: 2
Northing: 2686872.47 Easting: 828159.24
Water Depth: 8.0 Sediment Elevation:
Analyses: Benthic infauna, Grainsize (8 oz. bag)

**Description/Surface Biology**
Same as 306-03 above

Additional Comments:

AECOM

NBH - LTM VII

# Station ID: 309



| | | |
|---|---|---|
| Client: USACE NAE | Sampling Equipment: | Date: 9/28/20 |
| Project Number: 60633277 | Modified Van Veen Grab, 0.04 m² | No. Unsuccessful Grabs: 4 |
| Water Depth: 13.9 | Weather: cloudy 70°F | |
| Vessel Name/Crew: Sigma T: HJ, BB, CM, ES | | |
| Check box if GPS data cross-checked against GPS file: ☐ | | |

**YSI Parameters** (taken 1 meter above sediment surface)

| Depth (ft) | Temperature (°C) | Salinity (PSU) | Turbidity (NTU) | Dissolved Oxygen (mg/L) |
|---|---|---|---|---|
| 10.6 | 18.97 | 31.8 | 0.1 | 6.64 |

## Chemistry

Sample ID: S-309-20FSP20-01
Date/Time: 9/28/20 1337
Penetration: 8cm
Northing: 2682351 Easting: 815174
Water Depth: 13.9 Sediment Elevation:
Analyses: PCB and TOC (1 - 4 oz jar), Grainsize (8 oz. bag)

**Description/Surface Biology**
Dark brown SILT, trace fine sand
very soft
some algae or seaweed on surface
Few shells

## Biology

Sample ID: S-309-20FSP20-02
Date/Time: 9/28/20 1345
Penetration: 9 cm
Number of jars: 1
Northing: 2682347 Easting: 815162
Water Depth: 13.9 Sediment Elevation:
Analyses: Benthic Infauna, Grainsize (8 oz. bag)

**Description/Surface Biology**
Same as above, little fine sand
little organics

some veg on surface
Crepidula, polychaete tubes
little shell hash/shells

## Biology

Sample ID: S-309-20FSP20-03
Date/Time: 9/28/20 1357
Penetration: 8cm
Number of jars: 1
Northing: 2682352 Easting: 815167
Water Depth: 13.9 Sediment Elevation:
Analyses: Benthic Infauna, Grainsize (8 oz. bag)

**Description/Surface Biology**
same as above, little fine sand
little organics

polychaete tubes / polychaetes
few shells / shell hash

## Biology

Sample ID: S-309-20FSP20-04
Date/Time: 9/28/20 ~~1412~~ @ 1426
Penetration: 8cm
Number of jars: 1
Northing: 2682357 Easting: 815183
Water Depth: 14.2 Sediment Elevation:
Analyses: Benthic Infauna, Grainsize (8 oz. bag)

**Description/Surface Biology**
Same as above, little fine sand
little organics

polychaete tubes / polychaetes
few shells / shell hash

Additional Comments: RPDs not discernible
Unsuccessful grabs due to wash out / rocks or shells in jaws

AECOM

NBH - LTM VII

# Station ID: 310



| | | |
|---|---|---|
| Client: USACE NAE | Sampling Equipment: | Date: 9/28/20 |
| Project Number: 60633277 | Modified Van Veen Grab, 0.04 m² | No. Unsuccessful Grabs: 0 |
| Water Depth: 16.5 | Weather: cl. sndy / foggy 70°F | |
| Vessel Name/Crew: Sigma T: HJ, BB, CM, ES | | |
| Check box if GPS data cross-checked against GPS file: ☐ | | |

**YSI Parameters** (taken 1 meter above sediment surface)

| Depth (ft) | Temperature (°C) | Salinity (PSU) | Turbidity (NTU) | Dissolved Oxygen (mg/L) |
|---|---|---|---|---|
| ~~16.5~~ 12.2 | 18.6 | 31.~~96~~79 | 0.9 | 7.4 |

## Chemistry

| | |
|---|---|
| Sample ID: S-310-20FSP20-01 | Description/Surface Biology: MS/MSD |
| Date/Time: 9/28/20 1135 | Dark brown SILT, little fine sand, very soft, polychaete tubes, crepidula |
| Penetration: 9 cm | |
| Northing: 2682353 Easting: 820363~~2~~ | |
| Water Depth: ~~20.4~~ 16.5 Sediment Elevation: | |
| Analyses: PCB and TOC (1 - 4 oz. jar), Grainsize (8 oz. bag) | |

## Biology

| | |
|---|---|
| Sample ID: S-310-20FSP20-02 | Description/Surface Biology: |
| Date/Time: 9/28/20 1217 | Same as above, little organics, polychaete tubes, polychaetes, few crepidula / shells |
| Penetration: 9 cm | |
| Number of jars: 1 | |
| Northing: 2682355 Easting: 820364 | |
| Water Depth: 16.5 Sediment Elevation: | |
| Analyses: Benthic Infauna, Grainsize (8 oz. bag) | |

## Biology

| | |
|---|---|
| Sample ID: S-310-20FSP20-03 | Description/Surface Biology: |
| Date/Time: 9/28/20 1217 | Same as above, shell hash, ~~so~~ polychaete tubes, subaquatic veg |
| Penetration: 9cm | |
| Number of jars: 1 | |
| Northing: 2682352 Easting: 820364 | |
| Water Depth: 16.7 Sediment Elevation: | |
| Analyses: Benthic Infauna, Grainsize (8 oz. bag) | |

## Biology

| | |
|---|---|
| Sample ID: S-310-20FSP20-04 | Description/Surface Biology: |
| Date/Time: 9/28/20 1242 | Same as above, shell hash, polychaete tubes |
| Penetration: 9 cm | |
| Number of jars: 1 | |
| Northing: 2682351 Easting: 820362 | |
| Water Depth: 16.6 Sediment Elevation: | |
| Analyses: Benthic Infauna, Grainsize (8 oz. bag) | |

Additional Comments: collected replicate sm. chem @ 1249
N 2682351 E 820363 16.7 ft depth

No discernible RPDs

AECOM

NBH - LTM VII

# Station ID: 311



| | | |
|---|---|---|
| Client: USACE NAE | Sampling Equipment: | Date: 9/28/20 |
| Project Number: 60633277 | Modified Van Veen Grab, 0.04 m² | No. Unsuccessful Grabs: 13 |
| Water Depth: 17.1 | Weather: Foggy, warm, calm | |
| Vessel Name/Crew: Willing | | |
| Check box if GPS data cross-checked against GPS file: ☐ | | |

**YSI Parameters** (taken 1 meter above sediment surface)

| Depth (ft) | Temperature (°C) | Salinity (PSU) | Turbidity (NTU) | Dissolved Oxygen (mg/L) |
|---|---|---|---|---|
| 13.6 | 19.2 | 31.6 | 1.9 | 8.2 |

***Chemistry***

Sample ID: S-311-20FSP20-01
Date/Time: 9/28/20 1103
Penetration: 8cm
Northing: 2682355.35 Easting: 825588.26
Water Depth: 17.1 Sediment Elevation:
Analyses: PCB and TOC (1 - 4 oz. jar), Grainsize (8 oz. bag)

**Description/Surface Biology**
1 cm olive gray over dark gray silt and sand
no surface bio observed

***Biology***

Sample ID: S-311-20FSP20-02
Date/Time: 9/28/20 1125
Penetration: 9.5
Number of jars: 1
Northing: 2682797.29 Easting: ~~86~~ (SH) 826196.06
Water Depth: 23.8 Sediment Elevation:
Analyses: Benthic Infauna, Grainsize (8 oz. bag)

**Description/Surface Biology**
1 cm olive gray over dark gray silt, Polychete tubes (some fine sand)
~770 from target location after 8 tries

***Biology***

Sample ID: S-311-20FSP20-03
Date/Time: 9/28/20 1143
Penetration: 9 cm
Number of jars: 1
Northing: 2682776.87 Easting: 826153.79
Water Depth: 22.8 Sediment Elevation:
Analyses: Benthic Infauna, Grainsize (8 oz. bag)

**Description/Surface Biology**
Similar to 311-02 above, fewer polychete tubes, more fine sand

***Biology***

Sample ID: S-311-20FSP20-04
Date/Time: 9/28/20 1157
Penetration: 9 cm
Number of jars: 1
Northing: 2682786.18 Easting: 826100.63
Water Depth: 22.7 Sediment Elevation:
Analyses: Benthic Infauna, Grainsize (8 oz. bag)

**Description/Surface Biology**
1 cm olive gray over dark gray silt and fine sand, few polychete tubes

**Additional Comments:**

Target area difficult to sample due to heavy shell content, move ~770 feet for replicates (-02, -03, -04)

AECOM

NBH - LTM VII

# Station ID: 317



| | | |
|---|---|---|
| Client: USACE NAE | Sampling Equipment: | Date: 9/28/20 |
| Project Number: 60633277 | Modified Van Veen Grab, 0.1 $m^2$ | No. Unsuccessful Grabs: 1 |
| Water Depth: 28.6 | Weather: warm, humid, fog lifted, calm, overcast | |
| Vessel Name/Crew: Willing | | |
| Check box if GPS data cross-checked against GPS file: ☐ | | |

**YSI Parameters** (taken 1 meter above sediment surface)

| Depth (ft) | Temperature (°C) | Salinity (PSU) | Turbidity (NTU) | Dissolved Oxygen (mg/L) |
|---|---|---|---|---|
| 25.3 | 18.7 | 31.6 | 2.2 | 8.3 |

***Chemistry***

Sample ID: S-317-20FSP20-01
Date/Time: 9/28/20 1354
Penetration: 10cm
Northing: 2677851.76 Easting: 822966.88
Water Depth: 28.6 Sediment Elevation:
Analyses: PCB and TOC (1 - 4 oz. jar), Grainsize (8 oz. bag)

**Description/Surface Biology**

Thin olive gray silt (<0.5cm) over dark gray silt, sulfur odor, no surface bio observed

***Biology***

Sample ID: S-317-20FSP20-02
Date/Time: 9/28/20 1404
Penetration: 10cm
Number of jars: 1
Northing: 2677857.61 Easting: 822961.81
Water Depth: 28.4 Sediment Elevation:
Analyses: Benthic Infauna, Grainsize (8 oz. bag)

**Description/Surface Biology**

Same as above with very few polychete tubes

***Biology***

Sample ID: S-317-20FSP20-03
Date/Time: 9/28/20 1416
Penetration: 10cm
Number of jars: 1
Northing: 2677857.95 Easting: 822988.34
Water Depth: 28.7 Sediment Elevation:
Analyses: Benthic Infauna, Grainsize (8 oz. bag)

**Description/Surface Biology**

Same as above

***Biology***

Sample ID: S-317-20FSP20-04
Date/Time: 9/28/20 1427
Penetration: 10cm
Number of jars: 1
Northing: 2677865.01 Easting: 822979.94
Water Depth: 28.4 Sediment Elevation:
Analyses: Benthic Infauna, Grainsize (8 oz. bag)

**Description/Surface Biology**

Same as above

Additional Comments:

AECOM

NBH - LTM VII

# Station ID: 318



| | | |
|---|---|---|
| Client: USACE NAE | Sampling Equipment: | Date: 9/28/20 |
| Project Number: 60633277 | Modified Van Veen Grab, 0.04 m² | No. Unsuccessful Grabs: 6 |
| Water Depth: 21.6 | Weather: warm, humid, foggy, light winds in AM | |
| Vessel Name/Crew: Wilhes | | |
| Check box if GPS data cross-checked against GPS file: ☐ | | |

**YSI Parameters** (taken 1 meter above sediment surface)

| Depth (ft) | Temperature (°C) | Salinity (PSU) | Turbidity (NTU) | Dissolved Oxygen (mg/L) |
|---|---|---|---|---|
| CSR ~~17.4~~ 16.9 | 18.9 | 31.7 | 1.9 | 7.8 |

***Chemistry*** S-318-20FSP20-01

| | |
|---|---|
| Sample ID: S- | **Description/Surface Biology** |
| Date/Time: 9/28/20 0932 | olive gray (1 cm) over darker gray fine to medium sand some silt. Some polychete tubes |
| Penetration: 8.5 | |
| Northing: 2677864.55 Easting: 828172.43 | |
| Water Depth: 20.1 Sediment Elevation: | |
| Analyses: PCB and TOC (1 - 4 oz jar), Grainsize (8 oz. bag) | |

***Biology***

| | |
|---|---|
| Sample ID: S-318-20FSP20-02 | **Description/Surface Biology** |
| Date/Time: 9/28/20 0949 | Gray fine-medium sand, some silt Few polychete tubes |
| Penetration: 8.5 | |
| Number of jars: 2 | |
| Northing: 2677859.29 Easting: 828139.39 | |
| Water Depth: 20.5 Sediment Elevation: | |
| Analyses: Benthic infauna, Grainsize (8 oz. bag) | |

***Biology***

| | |
|---|---|
| Sample ID: S-318-20FSP20-03 | **Description/Surface Biology** |
| Date/Time: 9/28/20 1011 | Similar to 318-01, thinner olive gray surface layer |
| Penetration: 8 cm | |
| Number of jars: 1 | |
| Northing: 2677862.19 Easting: 828171.86 | |
| Water Depth: 20.0 Sediment Elevation: | |
| Analyses: Benthic infauna, Grainsize (8 oz. bag) | |

***Biology***

| | |
|---|---|
| Sample ID: S-318-20FSP20-04 | **Description/Surface Biology** |
| Date/Time: 9/28/20 1021 | Similar to 318-01, thicker olive gray (1.5 cm) |
| Penetration: 8.5 | |
| Number of jars: 1 | |
| Northing: 2677824.11 Easting: 828199.05 | |
| Water Depth: 20.3 Sediment Elevation: | |
| Analyses: Benthic infauna, Grainsize (8 oz. bag) | |

Additional Comments:

AECOM

NBH - LTM VII

# Station ID: 323

Page 1 of 1

| | | |
|---|---|---|
| Client: USACE NAE | Sampling Equipment: | Date: 9/25/20 |
| Project Number: 60633277 | Modified Van Veen Grab, 0.04 m² | No. Unsuccessful Grabs: 0 |
| Water Depth: 24.4 | Weather: Sunny 75°F | |
| Vessel Name/Crew: Sigma T: HJ, BB, CM, ES | | |
| Check box if GPS data cross-checked against GPS file: ☐ | | |

**YSI Parameters** (taken 1 meter above sediment surface)

| Depth (ft) | Temperature (°C) | Salinity (PSU) | Turbidity (NTU) | Dissolved Oxygen (mg/L) |
|---|---|---|---|---|
| 24.4 | 17.1 | 31.96 | 0.1 | 7.5 |

***Chemistry***

| | |
|---|---|
| Sample ID: S-323-20FSP20-01 | **Description/Surface Biology** |
| Date/Time: 9/25/20 1130 | Tan brown SILT over dark brown SILT, trace fine sand |
| Penetration: 10 cm | |
| Northing: 2673349 Easting: 815163 | |
| Water Depth: 24.4 Sediment Elevation: | |
| Analyses: PCB and TOC (1 - 4 oz jar), Grainsize (8 oz. bag) | |

***Biology***

| | |
|---|---|
| Sample ID: S-323-20FSP20-02 | **Description/Surface Biology** |
| Date/Time: 9/25/20 1145 | Same as above, some organics polychaete tubes little shells/shell hash |
| Penetration: 9 cm | |
| Number of jars: 1 | |
| Northing: 2673349 Easting: 815166 | |
| Water Depth: 23.3 Sediment Elevation: | |
| Analyses: Benthic Infauna, Grainsize (8 oz. bag) | |

***Biology***

| | |
|---|---|
| Sample ID: S-323-20FSP20-03 | **Description/Surface Biology** |
| Date/Time: 9/25/20 1154 | Same as above ~~[illegible]~~ some organics polychaete tubes little shells/shell hash |
| Penetration: 10 cm | |
| Number of jars: 1 | |
| Northing: 2673356 Easting: 815164 | |
| Water Depth: 24.1 Sediment Elevation: | |
| Analyses: Benthic Infauna, Grainsize (8 oz. bag) | |

***Biology***

| | |
|---|---|
| Sample ID: S-323-20FSP20-04 | **Description/Surface Biology** |
| Date/Time: 9/25/20 1232 | Same as above, some organics little shells/shell hash live hairy cockle |
| Penetration: 10 cm | |
| Number of jars: 1 | |
| Northing: 2673354 Easting: 815162 | |
| Water Depth: 24.0 Sediment Elevation: | |
| Analyses: Benthic Infauna, Grainsize (8 oz. bag) | |

Additional Comments: No discernible RPD

AECOM

NBH - LTM VII

# Station ID: 324



| | | |
|---|---|---|
| Client: USACE NAE | Sampling Equipment: | Date: 9/25/20 |
| Project Number: 60633277 | Modified Van Veen Grab, 0.04 m² | No. Unsuccessful Grabs: 0 |
| Water Depth: 28.5 | Weather: Sunny, 68°F | |
| Vessel Name/Crew: Sigma T: HJ, BB, CM, ES | | |
| Check box if GPS data cross-checked against GPS file: ☐ | | |

**YSI Parameters** (taken 1 meter above sediment surface)

| Depth (ft) | Temperature (°C) | Salinity (PSU) | Turbidity (NTU) | Dissolved Oxygen (mg/L) |
|---|---|---|---|---|
| 25.0 | 16.8 | 31.9 | 0.9 | 7.6 |

***Chemistry***

| | |
|---|---|
| Sample ID: S-324-20FSP20-01 | **Description/Surface Biology** |
| Date/Time: 9/25/20 1029 | Dark brown SILT, trace f. sand |
| Penetration: 10 cm | very soft |
| Northing: 2673349 Easting: 820371 | trace shell hash |
| Water Depth: 28.5 Sediment Elevation: | |
| Analyses: PCB and TOC (1 - 4 oz. jar), Grainsize (8 oz. bag) | |

***Biology***

| | |
|---|---|
| Sample ID: S-324-20FSP20-02 | **Description/Surface Biology** |
| Date/Time: 9/25/20 1040 | same as above, trace shell hash |
| Penetration: 10 cm | polychaete tubes |
| Number of jars: 1 | live bivalves "angel wings" |
| Northing: 2673348 Easting: 820367 | few shells |
| Water Depth: 29.1 Sediment Elevation: | |
| Analyses: Benthic infauna, Grainsize (8 oz. bag) | |

***Biology***

| | |
|---|---|
| Sample ID: S-324-20FSP20-03 | **Description/Surface Biology** |
| Date/Time: 9/25/20 1052 | same as above |
| Penetration: 10 cm | polychaete tubes |
| Number of jars: 1 | few shells / shell hash |
| Northing: 2673348 Easting: 820370 | |
| Water Depth: 21.1 Sediment Elevation: | |
| Analyses: Benthic infauna, Grainsize (8 oz. bag) | |

***Biology***

| | |
|---|---|
| Sample ID: S-324-20FSP20-04 | **Description/Surface Biology** |
| Date/Time: 9/25/20 1106 | same as above |
| Penetration: 10 cm | polychaete tubes |
| Number of jars: 1 | few shells / shell hash |
| Northing: 2673351 Easting: 820370 | |
| Water Depth: 28.4 Sediment Elevation: | |
| Analyses: Benthic infauna, Grainsize (8 oz. bag) | |

Additional Comments: RPD not discernible

AECOM

NBH - LTM VII

# Station ID: 325

Page 1 of 1

| | | |
|---|---|---|
| Client: USACE NAE | Sampling Equipment: | Date: 9/25/20 |
| Project Number: 60633277 | Modified Van Veen Grab, 0.04 m² | No. Unsuccessful Grabs: 1 |
| Water Depth: 31.7 | Weather: Sunny 65°F | |

Vessel Name/Crew: Sigma T: HJ, BB, CM, ES

Check box if GPS data cross-checked against GPS file: ☐

**YSI Parameters** (taken 1 meter above sediment surface)

| Depth (ft) | Temperature (°C) | Salinity (PSU) | Turbidity (NTU) | Dissolved Oxygen (mg/L) |
|---|---|---|---|---|
| 28.6 | 17.0 | 32.0 | 0.3 | 7.8 |

## Chemistry

Sample ID: S-325-20FSP20-01

Date/Time: 9/25/20 0908

Penetration: 10 cm

Northing: 2673347 Easting: 825563

Water Depth: 31.7 Sediment Elevation:

Analyses: PCB and TOC (1 - 4 oz. jar), Grainsize (8 oz. bag) MS/MSD

**Description/Surface Biology**

Dark brown SILT, trace fine sand
very soft
polychaete tubes

## Biology

Sample ID: S-325-20FSP20-02

Date/Time: 9/25/20 0937

Penetration: 10 cm

Number of jars: 1

Northing: 2673347 Easting: 825568

Water Depth: 32.6 Sediment Elevation:

Analyses: Benthic Infauna, Grainsize (8 oz. bag)

**Description/Surface Biology**

Same as above
polychaete tubes

## Biology

Sample ID: S-325-20FSP20-03

Date/Time: 9/25/20 0949

Penetration: 10 cm

Number of jars: 1

Northing: 2673354 Easting: 825563

Water Depth: 32.6 Sediment Elevation:

Analyses: Benthic Infauna, Grainsize (8 oz. bag)

**Description/Surface Biology**

Same as above
polychaetes / tubes, quahog

## Biology

Sample ID: S-325-20FSP20-04

Date/Time: 9/25/20 1003

Penetration: 10 cm

Number of jars: 1

Northing: 2673365 Easting: 825564

Water Depth: 32.1 Sediment Elevation:

Analyses: Benthic Infauna, Grainsize (8 oz. bag)

**Description/Surface Biology**

Same as above
polychaete tubes

Additional Comments: Collected replicate: S-325-20FSP20-01-REP on chem @ 0925
same as #1, polychaete tubes N2673345 E 825575
depth 31.64

No discernible RPD

AECOM

NBH - LTM VII

# Station ID: 331



| | | |
|---|---|---|
| Client: USACE NAE | Sampling Equipment: | Date: 9/25/20 |
| Project Number: 60633277 | Modified Van Veen Grab, 0.04 m² | No. Unsuccessful Grabs: 0 |
| Water Depth: 23.6 | Weather: | |
| Vessel Name/Crew: Sigma T: HJ, BB, CM, ES | | |
| Check box if GPS data cross-checked against GPS file: ☐ | | |

**YSI Parameters** (taken 1 meter above sediment surface)

| Depth (ft) | Temperature (°C) | Salinity (PSU) | Turbidity (NTU) | Dissolved Oxygen (mg/L) |
|---|---|---|---|---|
| ~~9.0~~ 20.2 | 17.1 | 32.0 | 0.3 | 7.5 |

***Chemistry***

| | |
|---|---|
| Sample ID: S-331-20FSP20-01 | **Description/Surface Biology** |
| Date/Time: 9/25/20 1309 | Dark brown SILT, little f. sand very soft to soft |
| Penetration: 10 cm | |
| Northing: 2668846 Easting: 812566 | |
| Water Depth: 23.6 Sediment Elevation: | |
| Analyses: PCB and TOC (1 - 4 oz jar), Grainsize (8 oz. bag) | |

***Biology***

| | |
|---|---|
| Sample ID: S-331-20FSP20-02 | **Description/Surface Biology** |
| Date/Time: 9/25/20 1319 | Same as above, little f-m sand. polychaete tubes some shells / crepidula polychaetes anenome tube |
| Penetration: 10 cm | |
| Number of jars: 1 | |
| Northing: 2668849 Easting: 812564 | |
| Water Depth: 24.1 Sediment Elevation: | |
| Analyses: Benthic Infauna, Grainsize (8 oz. bag) | |

***Biology***

| | |
|---|---|
| Sample ID: S-331-20FSP20-03 | **Description/Surface Biology** |
| Date/Time: 9/25/20 1326 | Same as above polychaete tubes / polychaetes Crepidula some shells / shell hash |
| Penetration: 10 cm | |
| Number of jars: 2 | |
| Northing: 2668842 Easting: 812566 | |
| Water Depth: 24.2 Sediment Elevation: | |
| Analyses: Benthic Infauna, Grainsize (8 oz. bag) | |

***Biology***

| | |
|---|---|
| Sample ID: S-331-20FSP20-04 | **Description/Surface Biology** |
| Date/Time: 9/25/20 1345 | same as above some shells / shell hash crepidula polychaetes / tubes |
| Penetration: 10 cm | |
| Number of jars: 1 | |
| Northing: 2668853 Easting: 812570 | |
| Water Depth: 24.2 Sediment Elevation: | |
| Analyses: Benthic Infauna, Grainsize (8 oz. bag) | |

Additional Comments: No discernible RPD

AECOM

NBH - LTM VII

# Station ID: 332



| | | |
|---|---|---|
| Client: USACE NAE | Sampling Equipment: | Date: 9/25/20 |
| Project Number: 60633277 | Modified Van Veen Grab, 0.04 $m^2$ | No. Unsuccessful Grabs: 1 |
| Water Depth: Willing 28.2 feet CSR | Weather: sunny warm with light winds | |
| Vessel Name/Crew: | SH, DK, BJ, MW | |
| Check box if GPS data cross-checked against GPS file: ☐ | | |

**YSI Parameters** (taken 1 meter above sediment surface)

| Depth (ft) | Temperature (°C) | Salinity (PSU) | Turbidity (NTU) | Dissolved Oxygen (mg/L) |
|---|---|---|---|---|
| 24.8 | 17.8 | 31.6 | 2.9 | 7.5 |

***Chemistry***

Sample ID: S-332-20FSP20-01
Date/Time: 9/25/20 1336
Penetration: 9cm
Northing: 2668863.98 Easting: 817759.05
Water Depth: 28.2 Sediment Elevation:
Analyses: PCB and TOC (1 - 4 oz. jar), Grainsize (8 oz. bag)

**Description/Surface Biology**: silty fine to medium sand few polychaete tubes

***Biology***

Sample ID: S-332-20FSP20-02
Date/Time: 9/25/20 1342
Penetration: 9cm
Number of jars: 1
Northing: 2668847.65 Easting: 817761.88
Water Depth: 26.8 Sediment Elevation:
Analyses: Benthic infauna, Grainsize (8 oz. bag)

**Description/Surface Biology**: same as above

***Biology***

Sample ID: S-332-20FSP20-03
Date/Time: 9/25/20 1359
Penetration: 9cm
Number of jars: 1
Northing: 2668873.48 Easting: 817774.03
Water Depth: 26.3 Sediment Elevation:
Analyses: Benthic infauna, Grainsize (8 oz. bag)

**Description/Surface Biology**: same as above

***Biology***

Sample ID: S-332-20FSP20-04
Date/Time: 9/25/20 1413
Penetration: 9cm
Number of jars: 1
Northing: 2668862.24 Easting: 817780.85
Water Depth: 26.8 Sediment Elevation:
Analyses: Benthic infauna, Grainsize (8 oz. bag)

**Description/Surface Biology**: same as above

Additional Comments:

AECOM

NBH - LTM VII

# Station ID: 333



| | | |
|---|---|---|
| Client: USACE NAE | Sampling Equipment: | Date: 9/25/20 |
| Project Number: 60633277 | Modified Van Veen Grab, 0.04 m² | No. Unsuccessful Grabs: 9 |
| Water Depth: 21.2 | Weather: Sunny and warm, light wind | |
| Vessel Name/Crew: Willing: SH, DK, BJ, ES | | |
| Check box if GPS data cross-checked against GPS file: ☐ | | |

**YSI Parameters** (taken 1 meter above sediment surface)

| Depth (ft) | Temperature (°C) | Salinity (PSU) | Turbidity (NTU) | Dissolved Oxygen (mg/L) |
|---|---|---|---|---|
| 19.4 | 17.7 | 31.6 | 2.7 | 7.7 |

***Chemistry***

Sample ID: S-333-20FSP20-01
Date/Time: 9/25/20 1055
Penetration: 8.5
Northing: 2668688.96 Easting: 822802.03
Water Depth: 19.7 Sediment Elevation:
Analyses: PCB and TOC (1 - 4 oz. jar), Grainsize (8 oz. bag)

**Description/Surface Biology**
Olive to dark gray silt. Heavy shell content. Difficult to detect surface bio through shells

***Biology***

Sample ID: S-333-20FSP20-02
Date/Time: 9/25/20 1105
Penetration: 8.5
Number of jars: 2
Northing: 2668652.30 Easting: 822844.89
Water Depth: 19.5 Sediment Elevation:
Analyses: Benthic Infauna, Grainsize (8 oz. bag)

**Description/Surface Biology**
same as above
Redox in area is shallow (<1 cm). Difficult to see in sample due to shells.

***Biology***

Sample ID: S-333-20FSP20-03
Date/Time: 9/25/20 1119
Penetration: 8.5
Number of jars: 2
Northing: 2668729.43 Easting: 822690.38
Water Depth: 20.4 Sediment Elevation:
Analyses: Benthic Infauna, Grainsize (8 oz. bag)

**Description/Surface Biology**
Same as above

***Biology***

Sample ID: S-333-20FSP20-04
Date/Time: 9/25/20 1139
Penetration: 8.5
Number of jars: 2
Northing: 2668432.76 Easting: 822472.77
Water Depth: 21.5 Sediment Elevation:
Analyses: Benthic Infauna, Grainsize (8 oz. bag)

**Description/Surface Biology**
Same as above

Additional Comments:

AECOM

NBH - LTM VII

# Station ID: 334

Page 1 of 1

| | | |
|---|---|---|
| Client: USACE NAE | Sampling Equipment: | Date: 9/25/20 |
| Project Number: 60633277 | Modified Van Veen Grab, 0.9 m² | No. Unsuccessful Grabs: 0 |
| Water Depth: 37.4 | Weather: sunny and warm, light wind | |
| Vessel Name/Crew: Willing SH DK BJ MW | | |
| Check box if GPS data cross-checked against GPS file: ☐ | | |

**YSI Parameters** (taken 1 meter above sediment surface)

| Depth (ft) | Temperature (°C) | Salinity (PSU) | Turbidity (NTU) | Dissolved Oxygen (mg/L) |
|---|---|---|---|---|
| 34.7 | 17.4 | 31.6 | 4.0 | 7.9 |

***Chemistry***

Sample ID: S-334-20FSP20-01
Date/Time: 9/25/20 1214
Penetration: 10 cm
Northing: 2668870.49 Easting: 828184.64
Water Depth: 37.4 Sediment Elevation:
Analyses: PCB and TOC (1 - 4 oz. jar), Grainsize (8 oz. bag)

**Description/Surface Biology**
Thin olive gray over dark gray silt. Polychete tubes. Other than color change, no other potential indication of redox

***Biology***

Sample ID: S-334-20FSP20-02
Date/Time: 9/25/20 1222
Penetration: 10 cm
Number of jars: 1
Northing: 2668858.78 Easting: 828171.92
Water Depth: 34.4 Sediment Elevation:
Analyses: Benthic Infauna, Grainsize (8 oz. bag)

**Description/Surface Biology**
Same as above

***Biology***

Sample ID: S-334-20FSP20-03
Date/Time: 9/25/20 1240
Penetration: 10 cm
Number of jars: 1
Northing: 2668866.21 Easting: 828183.84
Water Depth: 34.4 Sediment Elevation:
Analyses: Benthic Infauna, Grainsize (8 oz. bag)

**Description/Surface Biology**
Similar with many polychete tubes

***Biology***

Sample ID: S-334-20FSP20-04
Date/Time: 9/25/20 1259
Penetration: 10 cm
Number of jars: 1
Northing: 2668857.15 Easting: ~~[illegible]~~ est 828196.79
Water Depth: 34.7 Sediment Elevation:
Analyses: Benthic Infauna, Grainsize (8 oz. bag)

**Description/Surface Biology**
Same as above

Additional Comments:

AECOM

NBH - LTM VII

# Station ID: 335

Page 1 of 1

| | | |
|---|---|---|
| Client: USACE NAE | Sampling Equipment: | Date: 9/24/20 |
| Project Number: 60633277 | Modified Van Veer Grab, 0.4 m² | No. Unsuccessful Grabs: 0 |
| Water Depth: ~~28.6~~ est 27.4 | Weather: partly cloudy, warm, light breeze | |
| Vessel Name/Crew: Willing | | |
| Check box if GPS data cross-checked against GPS file: ☐ | | |

**YSI Parameters** (taken 1 meter above sediment surface)

| Depth (ft) | Temperature (°C) | Salinity (PSU) | Turbidity (NTU) | Dissolved Oxygen (mg/L) |
|---|---|---|---|---|
| 25.2 | 17.4 | 32.0 | 3.2 | 7.6 |

***Chemistry***

Sample ID: S-335-20FSP20-01
Date/Time: 9/24/20 1106
Penetration: 9 cm
Northing: 2668853.41 Easting: 833328.11
Water Depth: 27.1 Sediment Elevation:
Analyses: PCB and TOC (1 - 4 oz jar), Grainsize (8 oz. bag)

**Description/Surface Biology**
Very thin olive gray (<0.5 cm) over layer of crepidula shells (1 inch) over dark gray anoxic silt, sulfurous odor

***Biology***

Sample ID: S-335-20FSP20-02
Date/Time: 9/24/20 1121
Penetration: 9 cm
Number of jars: 2
Northing: 2668850.89 Easting: 833407.39
Water Depth: 27.4 Sediment Elevation:
Analyses: Benthic infauna, Grainsize (8 oz. bag)

**Description/Surface Biology**
similar but with large conch (5" long)

***Biology***

Sample ID: S-335-20FSP20-03
Date/Time: 9/24/20 1137
Penetration: 9 ~~inches~~ cm
Number of jars:
Northing: 2668854.20 Easting: 833396.79
Water Depth: 25.5 Sediment Elevation:
Analyses: Benthic infauna, Grainsize (8 oz. bag)

**Description/Surface Biology**
same as 335-01 above

***Biology***

Sample ID: S-335-20FSP20-04
Date/Time: 9/24/20 1156
Penetration: 9 cm
Number of jars: 2
Northing: 2668830.87 Easting: 833395.95
Water Depth: 26.4 Sediment Elevation:
Analyses: Benthic infauna, Grainsize (8 oz. bag)

**Description/Surface Biology**
same as ~~above~~ est above

Additional Comments:

AECOM

NBH - LTM VII

# Station ID: 338

Page 1 of 1

| | | |
|---|---|---|
| Client: USACE NAE | Sampling Equipment: | Date: 9/24/20 |
| Project Number: 60633277 | Modified Van Veen Grab, 0.04 m² | No. Unsuccessful Grabs: 0 |
| Water Depth: 29.3 | Weather: cloudy, 72°F | |
| Vessel Name/Crew: Sigma T: HJ, BB, CM, ES | | |
| Check box if GPS data cross-checked against GPS file: ☐ | | |

**YSI Parameters** (taken 1 meter above sediment surface)

| Depth (ft) | Temperature (°C) | Salinity (PSU) | Turbidity (NTU) | Dissolved Oxygen (mg/L) |
|---|---|---|---|---|
| 26.1 | 17.3 | 31.9 | 1.0 | 7.4 |

***Chemistry***

| | |
|---|---|
| Sample ID: S-338-20FSP20-01 | **Description/Surface Biology** |
| Date/Time: 9/24/20 1426 | Dark brown SILT, little fine sand |
| Penetration: 10 cm | polychaete |
| Northing: 2664340 Easting: 815165 | trace shells |
| Water Depth: 29.3 Sediment Elevation: | |
| Analyses: PCB and TOC (1 - 4 oz. jar), Grainsize (8 oz. bag) | |

***Biology***

| | |
|---|---|
| Sample ID: S-338-20FSP20-02 | **Description/Surface Biology** |
| Date/Time: 9/24/20 1441 | same as above |
| Penetration: 10 | |
| Number of jars: 1 | polychaetes |
| Northing: 2664344 Easting: 815167 | |
| Water Depth: 29.3 Sediment Elevation: | |
| Analyses: Benthic Infauna, Grainsize (8 oz. bag) | |

***Biology***

| | |
|---|---|
| Sample ID: S-338-20FSP20-03 | **Description/Surface Biology** |
| Date/Time: 9/24/20 1454 | Same as above |
| Penetration: 10 cm | polychaetes |
| Number of jars: 1 | little shell hash |
| Northing: 2664342 Easting: 815164 | |
| Water Depth: 29.3 Sediment Elevation: | |
| Analyses: Benthic Infauna, Grainsize (8 oz. bag) | |

***Biology***

| | |
|---|---|
| Sample ID: S-338-20FSP20-04 | **Description/Surface Biology** |
| Date/Time: 9/24/20 1516 | Same as above |
| Penetration: 10 cm | polychaetes |
| Number of jars: 1 | trace shell hash |
| Northing: 2664337 Easting: 815167 | |
| Water Depth: 29.4 Sediment Elevation: | |
| Analyses: Benthic Infauna, Grainsize (8 oz. bag) | |

Additional Comments: No discernible RPD

AECOM

NBH - LTM VII

# Station ID: 339



| | | |
|---|---|---|
| Client: USACE NAE | Sampling Equipment: | Date: 9/24/20 |
| Project Number: 60633277 | Modified Van Veer Grab, 0.4 $m^2$ | No. Unsuccessful Grabs: 1 |
| Water Depth: 41.0 | Weather: overcast, mild, moderate wind | |
| Vessel Name/Crew: | | |
| Check box if GPS data cross-checked against GPS file: ☐ | | |

**YSI Parameters** (taken 1 meter above sediment surface)

| Depth (ft) | Temperature (°C) | Salinity (PSU) | Turbidity (NTU) | Dissolved Oxygen (mg/L) |
|---|---|---|---|---|
| ~~37.9~~ 36.2 | 17.8 | 31.6 | 2.6 | 7.2 |

***Chemistry***

| | |
|---|---|
| Sample ID: S-339-20FSP20-01 | **Description/Surface Biology** |
| Date/Time: 9/24/20 1532 | Olive gray silt, no observed redox, polychaete and arthropod tubes |
| Penetration: 10 cm | |
| Northing: 2664364.20 Easting: 820372.91 | |
| Water Depth: 38.8 Sediment Elevation: | |
| Analyses: PCB and TOC (1 - 4 oz. jar), Grainsize (8 oz. bag) | |

***Biology***

| | |
|---|---|
| Sample ID: S-339-20FSP20-02 | **Description/Surface Biology** |
| Date/Time: 9/24/20 1538 | Same as above |
| Penetration: 10 cm | |
| Number of jars: 1 | |
| Northing: 2664358.00 Easting: 820385.57 | |
| Water Depth: 38.2 Sediment Elevation: | |
| Analyses: Benthic infauna, Grainsize (8 oz. bag) | |

***Biology***

| | |
|---|---|
| Sample ID: S-339-20FSP20-03 | **Description/Surface Biology** |
| Date/Time: 9/24/20 1549 | Same as above |
| Penetration: 10 | |
| Number of jars: 1 | |
| Northing: 2664368.23 Easting: 820380.62 | |
| Water Depth: 38.4 Sediment Elevation: | |
| Analyses: Benthic infauna, Grainsize (8 oz. bag) | |

***Biology***

| | |
|---|---|
| Sample ID: S-339-20FSP20-04 | **Description/Surface Biology** |
| Date/Time: 9/24/20 1600 | Same as above |
| Penetration: 10 | |
| Number of jars: 1 | |
| Northing: 2664338.60 Easting: 820367.56 | |
| Water Depth: 38.1 Sediment Elevation: | |
| Analyses: Benthic infauna, Grainsize (8 oz. bag) | |

Additional Comments:

AECOM

NBH - LTM VII

# Station ID: 340



| | | |
|---|---|---|
| Client: USACE NAE | Sampling Equipment: | Date: 9/25/20 |
| Project Number: 60633277 | Modified Van Veen Grab, 0.04 m² | No. Unsuccessful Grabs: 1 |
| Water Depth: 36.8 | Weather: Fog in harbor, clear offshore, warm, calm | |
| Vessel Name/Crew: Willing SH DK BJ MW | | |
| Check box if GPS data cross-checked against GPS file: ☐ | | |

**YSI Parameters** (taken 1 meter above sediment surface)

| Depth (ft) | Temperature (°C) | Salinity (PSU) | Turbidity (NTU) | Dissolved Oxygen (mg/L) |
|---|---|---|---|---|
| 33.2 | 17.6 | 31.6 | 3.1 | 7.6 |

***Chemistry***

| | |
|---|---|
| Sample ID: S-340-20FSP20-01 | **Description/Surface Biology** |
| Date/Time: 9/25/20 0929 | Olive gray silt |
| Penetration: 9.5 cm | |
| Northing: 2664336.34 Easting: 825590.76 | No apparent redox. Polychete tubes |
| Water Depth: 36.8 Sediment Elevation: | |
| Analyses: PCB and TOC (1 - 4 oz. jar), Grainsize (8 oz. bag) | |

***Biology***

| | |
|---|---|
| Sample ID: S-340-20FSP20-02 | **Description/Surface Biology** |
| Date/Time: 9/25/20 0939 | same as above |
| Penetration: 10 cm | |
| Number of jars: 1 | |
| Northing: 2664335.40 Easting: 825586.76 | |
| Water Depth: 34.5 Sediment Elevation: | |
| Analyses: Benthic Infauna, Grainsize (8 oz. bag) | |

***Biology***

| | |
|---|---|
| Sample ID: S-340-20FSP20-03 | **Description/Surface Biology** |
| Date/Time: 9/25/20 0953 | same as above |
| Penetration: 10 | |
| Number of jars: 1 | |
| Northing: 2664347.22 Easting: 825560.14 | |
| Water Depth: 34.0 Sediment Elevation: | |
| Analyses: Benthic Infauna, Grainsize (8 oz. bag) | |

***Biology***

| | |
|---|---|
| Sample ID: S-340-20FSP20-04 | **Description/Surface Biology** |
| Date/Time: 9/25/20 1010 | same as above |
| Penetration: 10 | |
| Number of jars: 1 | |
| Northing: 2664360.77 Easting: 825541.58 | |
| Water Depth: 34.5 Sediment Elevation: | |
| Analyses: Benthic Infauna, Grainsize (8 oz. bag) | |

Additional Comments:

AECOM

NBH - LTM VII

# Station ID: 341



| | | |
|---|---|---|
| Client: USACE NAE | Sampling Equipment: | Date: 9/24/20 |
| Project Number: 60633277 | Modified Van Veer Grab, 0.4 $m^2$ | No. Unsuccessful Grabs: 0 |
| Water Depth: 35.4 | Weather: partly cloudy, warm, very light breeze | |
| Vessel Name/Crew: Willing | | |
| Check box if GPS data cross-checked against GPS file: ☐ | | |

**YSI Parameters** (taken 1 meter above sediment surface)

| Depth (ft) | Temperature (°C) | Salinity (PSU) | Turbidity (NTU) | Dissolved Oxygen (mg/L) |
|---|---|---|---|---|
| ~~28.9~~ 32.1 | 17.4 | 31.6 | 3.7 | 7.7 |

## Chemistry

Sample ID: S-341-20FSP20-01
Date/Time: 9/24/20 0924
Penetration: 9 cm
Northing: 2664358.78 Easting: 830784.74
Water Depth: 33.3 Sediment Elevation:
Analyses: PCB and TOC (1 - 4 oz jar), Grainsize (8 oz. bag)

**Description/Surface Biology**
olive gray (1 cm) over dark gray silt and fine ~~sand~~ silt to medium sand some polychaete tubes

## Biology

Sample ID: S-341-20FSP20-02
Date/Time: 9/24/20 0935
Penetration: 10 cm
Number of jars: 1
Northing: 2664385.02 Easting: 830745.62
Water Depth: 33.6 Sediment Elevation:
Analyses: Benthic Infauna, Grainsize (8 oz. bag)

**Description/Surface Biology**
same as above

## Biology

Sample ID: S-341-20FSP20-03
Date/Time: 9/24/20 0956
Penetration: 9 cm
Number of jars: 2
Northing: 2664372.82 Easting: 830796.97
Water Depth: 34.0 Sediment Elevation:
Analyses: Benthic Infauna, Grainsize (8 oz. bag)

**Description/Surface Biology**
same as above

## Biology

Sample ID: S-341-20FSP20-04
Date/Time: 9/24/20 1018
Penetration: 10 cm
Number of jars: 2
Northing: 2664406.31 Easting: 830782.14
Water Depth: 33.7 Sediment Elevation:
Analyses: Benthic Infauna, Grainsize (8 oz. bag)

**Description/Surface Biology**
same as above

Additional Comments:

AECOM

NBH - LTM VII

# Station ID: 345



| | | |
|---|---|---|
| Client: USACE NAE | Sampling Equipment: | Date: 9/24/20 |
| Project Number: 60633277 | Modified Van Veer Grab, 0.4 $m^2$ | No. Unsuccessful Grabs: 0 |
| Water Depth: 43.0 | Weather: overcast, mild, moderate wind | |
| Vessel Name/Crew: Willing | | |
| Check box if GPS data cross-checked against GPS file: ☐ | | |

**YSI Parameters** (taken 1 meter above sediment surface)

| Depth (ft) | Temperature (°C) | Salinity (PSU) | Turbidity (NTU) | Dissolved Oxygen (mg/L) |
|---|---|---|---|---|
| 39.8 | 17.9 | 31.6 | 4.6 | 7.5 |

***Chemistry***

| | |
|---|---|
| Sample ID: S-345-20FSP20-01 | **Description/Surface Biology** |
| Date/Time: 9/24/20 1405 | olive gray silt, no observed redox in sample, polychaete tubes |
| Penetration: 10 cm | |
| Northing: 2659850.29 Easting: 817788.23 | |
| Water Depth: 43.0 Sediment Elevation: | |
| Analyses: PCB and TOC (1 - 4 oz. jar), Grainsize (8 oz. bag) | |

***Biology***

| | |
|---|---|
| Sample ID: S-345-20FSP20-02 | **Description/Surface Biology** |
| Date/Time: 9/24/20 1414 | Same as above |
| Penetration: 10 cm | |
| Number of jars: 1 | |
| Northing: 2659837.36 Easting: 817738.95 | |
| Water Depth: 39.5 Sediment Elevation: | |
| Analyses: Benthic infauna, Grainsize (8 oz. bag) | |

***Biology***

| | |
|---|---|
| Sample ID: S-345-20FSP20-03 | **Description/Surface Biology** |
| Date/Time: 9/24/20 1436 | Same as above |
| Penetration: 10 cm | |
| Number of jars: 1 | |
| Northing: 2659820.56 Easting: 817790.56 | |
| Water Depth: 38.8 Sediment Elevation: | |
| Analyses: Benthic infauna, Grainsize (8 oz. bag) | |

***Biology***

| | |
|---|---|
| Sample ID: S-345-20FSP20-04 | **Description/Surface Biology** |
| Date/Time: 9/24/20 1459 | Same as above with anemone tube. Returned anemone tube in separate jar. |
| Penetration: 10 cm | |
| Number of jars: 2 | |
| Northing: 2659869.12 Easting: 817785.78 | |
| Water Depth: 39.0 Sediment Elevation: | |
| Analyses: Benthic infauna, Grainsize (8 oz. bag) | |

Additional Comments:

AECOM

NBH - LTM VII

# Station ID: 346



| | | |
|---|---|---|
| Client: USACE NAE | Sampling Equipment: | Date: 9/24/20 |
| Project Number: 60633277 | Modified Van Veer Grab, 0.4 $m^2$ | No. Unsuccessful Grabs: 0 |
| Water Depth: 39.7 | Weather: hazy, warm, light wind | |
| Vessel Name/Crew: Willing | | |
| Check box if GPS data cross-checked against GPS file: ☐ | | |

**YSI Parameters** (taken 1 meter above sediment surface)

| Depth (ft) | Temperature (°C) | Salinity (PSU) | Turbidity (NTU) | Dissolved Oxygen (mg/L) |
|---|---|---|---|---|
| 36.7 | 17.8 | 31.5 | 3.4 | 7.8 |

***Chemistry***

Sample ID: S-346-20FSP20-01
Date/Time: 9/24/20 1248
Penetration: 10
Northing: 2659868.05 Easting: 822996.55
Water Depth: 39.7 Sediment Elevation:
Analyses: PCB and TOC (1 - 4 oz. jar), Grainsize (8 oz. bag)

**Description/Surface Biology**
Olive gray silty fine sand
polychaete tubes
no observed redux

***Biology***

Sample ID: S-346-20FSP20-02
Date/Time: 9/24/20 1257
Penetration: 9 cm
Number of jars: 1
Northing: 2659838.44 Easting: 822935.12
Water Depth: 39.5 Sediment Elevation:
Analyses: Benthic infauna, Grainsize (8 oz. bag)

**Description/Surface Biology**
same as above

***Biology***

Sample ID: S-346-20FSP-03
Date/Time: 9/24/20 1312
Penetration: 9 cm
Number of jars: 1
Northing: 2659808.63 Easting: 822958.94
Water Depth: 36.3 Sediment Elevation:
Analyses: Benthic infauna, Grainsize (8 oz. bag)

**Description/Surface Biology**
Same as above
with large sponge

***Biology***

Sample ID: S-346-20FSP20-04
Date/Time: 9/24/20 1330
Penetration: 9 cm
Number of jars: 1
Northing: 2659847.63 Easting: 822939.81
Water Depth: 36.3 Sediment Elevation:
Analyses: Benthic infauna, Grainsize (8 oz. bag)

**Description/Surface Biology**
similar to above
with anthropod tubes

Additional Comments:

AECOM

NBH - LTM VII

# Station ID: 349



| | | |
|---|---|---|
| Client: USACE NAE | Sampling Equipment: | Date: 9/24/20 |
| Project Number: 60633277 | Modified Van Veen Grab, 0.04 m² | No. Unsuccessful Grabs: 0 |
| Water Depth: 24.4 | Weather: Partly cloudy 71°F | |
| Vessel Name/Crew: Signa T: HJ, BB, CM, ES | | |
| Check box if GPS data cross-checked against GPS file: ☐ | | |

**YSI Parameters** (taken 1 meter above sediment surface)

| Depth (ft) | Temperature (°C) | Salinity (PSU) | Turbidity (NTU) | Dissolved Oxygen (mg/L) |
|---|---|---|---|---|
| 22.4 | 17.4 | 31.9 | 0.3 | 7.5 |

## Chemistry

| | |
|---|---|
| Sample ID: S-349-20FSP20-01 | **Description/Surface Biology** |
| Date/Time: 9/24/20 1251 | Dark brown SILT, little fine sand very soft |
| Penetration: 10 cm | some crepidula shells, polychaete tubes |
| Northing: 2655329 Easting: 809968 | |
| Water Depth: 24.4 Sediment Elevation: | |
| Analyses: PCB and TOC (1 - 4 oz. jar), Grainsize (8 oz. bag) | |

## Biology

| | |
|---|---|
| Sample ID: S-349-20FSP20-02 | **Description/Surface Biology** |
| Date/Time: 9/24/20 1310 | same as above |
| Penetration: 10 cm | some crepidulas / crepidula shells |
| Number of jars: 1 | polychaetes |
| Northing: 2655340 Easting: 809981 | polychaete tubes |
| Water Depth: 25.5 Sediment Elevation: | |
| Analyses: Benthic infauna, Grainsize (8 oz. bag) | |

## Biology

| | |
|---|---|
| Sample ID: S-349-20FSP20-03 | **Description/Surface Biology** |
| Date/Time: 9/24/20 1335 | Dark brown SILT, some fine sand very soft |
| Penetration: 9 cm | few crepidula |
| Number of jars: 1 | polychaetes / polychaete tubes |
| Northing: 2655350 Easting: 809981 | |
| Water Depth: 25.4 Sediment Elevation: | |
| Analyses: Benthic infauna, Grainsize (8 oz. bag) | |

## Biology

| | |
|---|---|
| Sample ID: S-349-20FSP20-04 | **Description/Surface Biology** |
| Date/Time: 9/24/20 1354 | Same as #1 |
| Penetration: 9 cm | some crepidulas / shells, polychaetes / polychaete tubes |
| Number of jars: 1 | |
| Northing: 2655333 Easting: 809969 | |
| Water Depth: 26.9 Sediment Elevation: | |
| Analyses: Benthic infauna, Grainsize (8 oz. bag) | |

Additional Comments: No discernible APOs

AECOM

NBH - LTM VII

# Station ID: 352



| | | |
|---|---|---|
| Client: USACE NAE | Sampling Equipment: | Date: 9/24/20 |
| Project Number: 60633277 | Modified Van Veen Grab, 0.04 m² | No. Unsuccessful Grabs: 7 |
| Water Depth: 18.4 | Weather: Sunny, 71°F | |
| Vessel Name/Crew: Sigma T: HJ, BB, CM, ES | | |
| Check box if GPS data cross-checked against GPS file: ☐ | | |

**YSI Parameters** (taken 1 meter above sediment surface)

| Depth (ft) | Temperature (°C) | Salinity (PSU) | Turbidity (NTU) | Dissolved Oxygen (mg/L) |
|---|---|---|---|---|
| 15.2 | 17.4 | 31.9 | 3.1 | 7.5 |

## Chemistry

| | |
|---|---|
| Sample ID: S-352-20FSP20-01 | **Description/Surface Biology** |
| Date/Time: 9/24/20 1125 | Brown med-coarse SAND, some fine gravel, little silt little shells/shell hash |
| Penetration: 8 cm | |
| Northing: 2650841 Easting: 807353 | |
| Water Depth: 18.4 Sediment Elevation: | |
| Analyses: PCB and TOC (1 - 4 oz jar), Grainsize (8 oz. bag) | |

## Biology

| | |
|---|---|
| Sample ID: S-352-20FSP20-02 | **Description/Surface Biology** |
| Date/Time: 9/24/20 1154 | Dark brown SILT, little fine sand very soft |
| Penetration: 8 cm | |
| Number of jars: 2 | some crepidula shells / live crepidula live polychaetes |
| Northing: 2650535.8 Easting: 807661.43 | |
| Water Depth: 22.9 Sediment Elevation: | RPD not discernible |
| Analyses: Benthic Infauna, Grainsize (8 oz. bag) | |

## Biology

| | |
|---|---|
| Sample ID: S-352-20FSP20-03 | **Description/Surface Biology** |
| Date/Time: 9/24/20 1210 | Same as above (#2) |
| Penetration: 9 cm | |
| Number of jars: 2 | some crepidulas / crepidula shells |
| Northing: 2650552 Easting: 807657 | |
| Water Depth: 22.9 Sediment Elevation: | RPD = 3 cm |
| Analyses: Benthic Infauna, Grainsize (8 oz. bag) | |

## Biology

| | |
|---|---|
| Sample ID: S-352-20FSP20-04 | **Description/Surface Biology** |
| Date/Time: 9/24/20 1223 | Same as above (#2) |
| Penetration: 10 cm | |
| Number of jars: 2 | |
| Northing: 2650573 Easting: 807641. | |
| Water Depth: 23.1 Sediment Elevation: | RPD = 3 cm |
| Analyses: Benthic Infauna, Grainsize (8 oz. bag) | |

Additional Comments: Moved station due to unsuccessful grabs - wash out / large # of shells

# Attachment 2

# Chain of Custody Logs

| COC ID: | 20200921-Alpha | TURNAROUND TIME: | Standard | RUSH: | |
|---|---|---|---|---|---|

| PROJECT/CLIENT INFO | | | | LABORATORY | | | | OTHER INFO | |
|---|---|---|---|---|---|---|---|---|---|
| Facility Name | New Bedford Harbor - LTM | | | Lab Name | Alpha Analytical Lab | | | Email Invoice To | maura.surprenant@aecom.com |
| Project Number | | | | Lab Contact | Liz Porta | | | Invoice Reports | |
| Department | | | | Email | | | | Email Report To | helen.jones@aecom.com |
| Address | 103 Sawyer St | | | Address | 320 Forbes Boulevard | | | Email Reports | |
| | | | | | | | | Shipping Company | AAL |
| City | New Bedford | State | MA | City | Mansfield | State | MA | Tracking Number | |
| Postal Code | 02746 | Country | | Postal Code | 02048 | Country | | Cooler Count | 1 |
| Phone Number | | | | Phone Number | | | | Cooler Description | |
| Project Manager | Will Humphries | | | Quote Number | | | | Sampler 2 | |
| Email Address | | | | PO Number | | | | Sampler 3 | |

SAMPLE DETAILS / ANALYSIS REQUESTED

Filtered - F: Field, L: Lab, FL: Field & Lab, N: None

| Sample ID | Start Depth | End Depth | Depth Unit | Field Matrix | Date | Time (24hr) | G=Grab C=Comp | Total # Of Cont. | FIL. | PRESERV. | ANALYSIS: TOC | PCB Congeners |
|---|---|---|---|---|---|---|---|---|---|---|---|---|
| S-105-20FSP20-01 | 0 | 2 | cm | SE | 2020/09/21 | 09:25 | G | 1 | | | X | X |
| S-108-20FSP20-01 | 0 | 2 | cm | SE | 2020/09/21 | 09:29 | G | 1 | | | X | X |
| S-109-20FSP20-01 | 0 | 2 | cm | SE | 2020/09/21 | 11:02 | G | 1 | | | X | X |
| S-111-20FSP20-01 | 0 | 2 | cm | SE | 2020/09/21 | 11:30 | G | 1 | | | X | X |
| S-114-20FSP20-01 | 0 | 2 | cm | SE | 2020/09/21 | 12:23 | G | 1 | | | X | X |
| S-115-20FSP20-01 | 0 | 2 | cm | SE | 2020/09/21 | 13:15 | G | 1 | | | X | X |
| S-117-20FSP20-01 | 0 | 2 | cm | SE | 2020/09/21 | 14:03 | G | 1 | | | X | X |
| S-120-20FSP20-01 | 0 | 2 | cm | SE | 2020/09/21 | 14:55 | G | 1 | | | X | X |
| S-121-20FSP20-01 | 0 | 2 | cm | SE | 2020/09/21 | 15:28 | G | 1 | | | X | X |

MT 9/22/20

| ADDITIONAL COMMENTS/SPECIAL INSTRUCTIONS | RELINQUISHED BY/AFFILIATION | DATE/TIME | ACCEPTED BY/AFFILIATION | DATE/TIME |
|---|---|---|---|---|
| "H" denotes hold until further instruction | Briley Barra AECOM | 09/21/20 1800 | Haley Sulelat AECOM | 9/22/20 0819 |
| | Haley Sulelat AECOM | 09/22/20 1547 | [illegible] AAL | 9-22-20 1647 |

NB OF BOTTLES RETURNED/DESCRIPTION

| | | | |
|---|---|---|---|
| Sampler's Name | Briley Barra | Mobile # | 607-229-7790 |
| Sampler's Signature | Briley Barra | Date/Time | 2020/09/22 |

**COC ID:** 20200922-Alpha **TURNAROUND TIME:** Standard **RUSH:**

| PROJECT/CLIENT INFO | | | | LABORATORY | | | | OTHER INFO | |
|---|---|---|---|---|---|---|---|---|---|
| Facility Name | New Bedford Harbor - LTM | | | Lab Name | Alpha Analytical Lab | | | Email Invoice To | maura.surprenant@aecom.com |
| Project Number | | | | Lab Contact | Liz Porta | | | Invoice Reports | |
| Department | | | | Email | | | | Email Report To | helen.jones@aecom.com |
| Address | 103 Sawyer St | | | Address | 320 Forbes Boulevard | | | Email Reports | |
| | | | | | | | | Shipping Company | AAL |
| City | New Bedford | State | MA | City | Mansfield | State | MA | Tracking Number | |
| Postal Code | 02746 | Country | | Postal Code | 02048 | Country | | Cooler Count | 1 |
| Phone Number | | | | Phone Number | | | | Cooler Description | |
| Project Manager | Will Humphries | | | Quote Number | | | | Sampler 2 | |
| Email Address | | | | PO Number | | | | Sampler 3 | |

SAMPLE DETAILS / ANALYSIS REQUESTED

Filtered - F: Field, L: Lab, FL: Field & Lab, N: None

| Sample ID | Start Depth | End Depth | Depth Unit | Field Matrix | Date | Time (24hr) | G=Grab C=Comp | Total # Of Cont. | FIL. | PRESERV. | ANALYSIS | TOC | PCB Congeners | | | | | | | | | | |
|---|---|---|---|---|---|---|---|---|---|---|---|---|---|---|---|---|---|---|---|---|---|---|---|
| 123-20FSP-01 | 0 | 2 | CM | SE | 2020/09/22 | 08:51 | G | 1 | | | | X | X | | | | | | | | | | |
| 123-20FSP-01-REP | 0 | 2 | CM | SE | 2020/09/22 | 09:04 | G | 1 | | | | X | X | | | | | | | | | | |
| 125-20FSP20-01 | 0 | 2 | CM | SE | 2020/09/22 | 09:01 | G | 1 | | | | X | X | | | | | | | | | | |
| 126-20FSP20-01 | 0 | 2 | CM | SE | 2020/09/22 | 11:09 | G | 1 | | | | X | X | | | | | | | | | | |
| 128-20FSP20-01 | 0 | 2 | CM | SE | 2020/09/22 | 11:02 | G | 1 | | | | X | X | | | | | | | | | | |
| 131-20FSP20-01 | 0 | 2 | CM | SE | 2020/09/22 | 12:18 | G | 1 | | | | X | X | | | | | | | | | | |
| 134-20FSP20-01 | 0 | 2 | CM | SE | 2020/09/22 | 13:16 | G | 1 | | | | X | X | | | | | | | | | | |
| 135-20FSP20-01 | 0 | 2 | CM | SE | 2020/09/22 | 13:42 | G | 1 | | | | X | X | | | | | | | | | | |
| 138-20FSP20-01 | 0 | 2 | CM | SE | 2020/09/22 | 14:27 | G | 1 | | | | X | X | | | | | | | | | | |
| 140-20FSP20-01 | 0 | 2 | CM | SE | 2020/09/22 | 15:06 | G | 1 | | | | X | X | | | | | | | | | | |

| ADDITIONAL COMMENTS/SPECIAL INSTRUCTIONS | RELINQUISHED BY/AFFILIATION | DATE/TIME | ACCEPTED BY/AFFILIATION | DATE/TIME |
|---|---|---|---|---|
| "H" denotes hold until further instruction | Briley Barra AECOM | 09/22/20 1800 | Mary Jones AECOM | ~~[illegible]~~ 9/23/20 13:50 |
| | Mary Jones AECOM | 09/23/20 1600 | [illegible] | 9/23/20 1602 |

NB OF BOTTLES RETURNED/DESCRIPTION

| | | | |
|---|---|---|---|
| Sampler's Name | Briley Barra | Mobile # | 607-229-7790 |
| Sampler's Signature | Briley Barra | Date/Time | 2020/09/23 |

**COC ID:** 20200923-Alpha **TURNAROUND TIME:** Standard **RUSH:**

| PROJECT/CLIENT INFO | | | | LABORATORY | | | | OTHER INFO | |
|---|---|---|---|---|---|---|---|---|---|
| Facility Name | New Bedford Harbor - LTM | | | Lab Name | Alpha Analytical Lab | | | Email Invoice To | maura.surprenant@aecom.com |
| Project Number | | | | Lab Contact | Liz Porta | | | Invoice Reports | |
| Department | | | | Email | | | | Email Report To | helen.jones@aecom.com |
| Address | 103 Sawyer St | | | Address | 320 Forbes Boulevard | | | Email Reports | |
| | | | | | | | | Shipping Company | AAL |
| City | New Bedford | State | MA | City | Mansfield | State | MA | Tracking Number | |
| Postal Code | 02746 | Country | | Postal Code | 02048 | Country | | Cooler Count | 1 |
| Phone Number | | | | Phone Number | | | | Cooler Description | |
| Project Manager | Will Humphries | | | Quote Number | | | | Sampler 2 | |
| Email Address | | | | PO Number | | | | Sampler 3 | |

**SAMPLE DETAILS** / **ANALYSIS REQUESTED** — Filtered - F: Field, L: Lab, FL: Field & Lab, N: None

| Sample ID | Start Depth | End Depth | Depth Unit | Field Matrix | Date | Time (24hr) | G=Grab C=Comp | Total # Of Cont. | Filt. | PRESERV | ANALYSIS | TOC | PCB Congeners | | | | | | | | | |
|---|---|---|---|---|---|---|---|---|---|---|---|---|---|---|---|---|---|---|---|---|---|---|
| S-130-20FSP20-01 | 0 | 2 | CM | SE | 2020/09/23 | 10:09 | G | 1 | | | | X | X | | | | | | | | | |
| S-139-20FSP20-01 | 0 | 2 | CM | SE | 2020/09/23 | 08:36 | G | 2 | | | | X | X | | MS/ MSD | | | | | | | |
| S-146-20FSP20-01 | 0 | 2 | CM | SE | 2020/09/23 | 08:57 | G | 1 | | | | X | X | | | | | | | | | |
| S-147-20FSP20-01 | 0 | 2 | CM | SE | 2020/09/23 | 10:26 | G | 1 | | | | X | X | | | | | | | | | |
| S-150-20FSP20-01 | 0 | 2 | CM | SE | 2020/09/23 | 11:31 | G | 1 | | | | X | X | | | | | | | | | |
| S-151-20FSP20-01 | 0 | 2 | CM | SE | 2020/09/23 | 14:23 | G | 1 | | | | X | X | | | | | | | | | |
| S-152-20FSP20-01 | 0 | 2 | CM | SE | 2020/09/23 | 11:36 | G | 1 | | | | X | X | | | | | | | | | |
| S-154-20FSP20-01 | 0 | 2 | CM | SE | 2020/09/23 | 13:13 | G | 1 | | | | X | X | | | | | | | | | |
| S-155-20FSP20-01 | 0 | 2 | CM | SE | 2020/09/23 | 12:56 | G | 1 | | | | X | X | | | | | | | | | |
| S-202-20FSP20-01 | 0 | 2 | CM | SE | 2020/09/23 | 15:47 | G | 1 | | | | X | X | | | | | | | | | |

| ADDITIONAL COMMENTS/SPECIAL INSTRUCTIONS | RELINQUISHED BY/AFFILIATION | DATE/TIME | ACCEPTED BY/AFFILIATION | DATE/TIME |
|---|---|---|---|---|
| "H" denotes hold until further instruction | Briley Barra AECOM | 09/23/20 1800 | Haley Sokat AECOM | 09/24/2020 1351 |
| *S-139-20FSP20-01 is MS/MSD* | Haley Sokat AECOM | 9/24/20 1600 | [illegible] | 9/24/20 1600 |

**NB OF BOTTLES RETURNED/DESCRIPTION**

| | | | |
|---|---|---|---|
| Sampler's Name | Briley Barra | Mobile # | 607-229-7790 |
| Sampler's Signature | Briley Barra | Date/Time | 2020/09/24 |

| COC ID: | 20200924-Alpha | TURNAROUND TIME: | Standard | RUSH: |
|---|---|---|---|---|

| PROJECT/CLIENT INFO | | | | LABORATORY | | | | OTHER INFO | |
|---|---|---|---|---|---|---|---|---|---|
| Facility Name | New Bedford Harbor - LTM | | | Lab Name | Alpha Analytical Lab | | | Email Invoice To | maura.surprenant@aecom.com |
| Project Number | | | | Lab Contact | Liz Porta | | | Invoice Reports | |
| Department | | | | Email | | | | Email Report To | helen.jones@aecom.com |
| Address | 103 Sawyer St | | | Address | 320 Forbes Boulevard | | | Email Reports | |
| | | | | | | | | Shipping Company | AAL |
| City | New Bedford | State | MA | City | Mansfield | State | MA | Tracking Number | |
| Postal Code | 02746 | Country | | Postal Code | 02048 | Country | | Cooler Count | 1 |
| Phone Number | | | | Phone Number | | | | Cooler Description | |
| Project Manager | Will Humphries | | | Quote Number | | | | Sampler 2 | |
| Email Address | | | | PO Number | | | | Sampler 3 | |

SAMPLE DETAILS / ANALYSIS REQUESTED

Filtered - F: Field, L: Lab, FL: Field & Lab, N: None

| Sample ID | Start Depth | End Depth | Depth Unit | Field Matrix | Date | Time (24hr) | G=Grab C=Comp | Total # Of Cont. | FIL. / PRESERV. / ANALYSIS: TOC | PCB Congeners |
|---|---|---|---|---|---|---|---|---|---|---|
| S-335-20FSP20-01 | 0 | 2 | CM | SE | 2020/09/24 | 11:06 | G | 1 | X | X |
| S-338-20FSP20-01 | 0 | 2 | CM | SE | 2020/09/24 | 14:26 | G | 1 | X | X |
| S-339-20FSP20-01 | 0 | 2 | CM | SE | 2020/09/24 | 15:32 | G | 1 | X | X |
| S-341-20FSP20-01 | 0 | 2 | CM | SE | 2020/09/24 | 09:24 | G | 1 | X | X |
| S-345-20FSP20-01 | 0 | 2 | CM | SE | 2020/09/24 | 14:05 | G | 1 | X | X |
| S-346-20FSP20-01 | 0 | 2 | CM | SE | 2020/09/24 | 12:48 | G | 1 | X | X |
| S-349-20FSP20-01 | 0 | 2 | CM | SE | 2020/09/24 | 12:51 | G | 1 | X | X |
| S-352-20FSP20-01 | 0 | 2 | CM | SE | 2020/09/24 | 11:25 | G | 1 | X | X |

| ADDITIONAL COMMENTS/SPECIAL INSTRUCTIONS | RELINQUISHED BY/AFFILIATION | DATE/TIME | ACCEPTED BY/AFFILIATION | DATE/TIME |
|---|---|---|---|---|
| "H" denotes hold until further instruction | Briley Barra AECOM | 09/24/20 1800 | Haley Sidlak AECOM | 09/25 1551 |
| | Haley Sidlak AECOM | 09/25 1551 | [illegible] | 9/25/20 1551 |

| NB OF BOTTLES RETURNED/DESCRIPTION | | | | |
|---|---|---|---|---|
| | Sampler's Name | Briley Barra | Mobile # | 607-229-7790 |
| | Sampler's Signature | Briley Barra | Date/Time | 2020/09/24 |

**COC ID:** 20200924-BB_Alpha **TURNAROUND TIME:** Standard **RUSH:**

| PROJECT/CLIENT INFO | | | | LABORATORY | | | | OTHER INFO | |
|---|---|---|---|---|---|---|---|---|---|
| Facility Name | New Bedford Harbor - Buzzards Bay | | | Lab Name | Alpha Analytical Lab | | | Email Invoice To | maura.surprenant@aecom.com |
| Project Number | | | | Lab Contact | Liz Porta | | | Invoice Reports | |
| Department | | | | Email | | | | Email Report To | helen.jones@aecom.com |
| Address | 103 Sawyer St | | | Address | 320 Forbes Boulevard | | | Email Reports | |
| | | | | | | | | Shipping Company | AAL |
| City | New Bedford | State | MA | City | Mansfield | State | MA | Tracking Number | |
| Postal Code | 02746 | Country | | Postal Code | 02048 | Country | | Cooler Count | 1 |
| Phone Number | | | | Phone Number | | | | Cooler Description | |
| Project Manager | Will Humphries | | | Quote Number | | | | Sampler 2 | |
| Email Address | | | | PO Number | | | | Sampler 3 | |

**SAMPLE DETAILS** / **ANALYSIS REQUESTED** — Filtered - F: Field, L: Lab, FL: Field & Lab, N: None

| Sample ID | Start Depth | End Depth | Depth Unit | Field Matrix | Date | Time (24hr) | G=Grab C=Comp | Total # Of Cont. | FIL. | PRESERV. | ANALYSIS: PCB Congeners |
|---|---|---|---|---|---|---|---|---|---|---|---|
| S-BB01-20FSP20-01 | 0 | 2 | CM | SE | 2020/09/24 | 10:50 | G | 1 | | | X |
| S-BB02-20FSP20-01 | 0 | 2 | CM | SE | 2020/09/24 | 10:27 | G | 1 | | | X |
| S-BB03-20FSP20-01 | 0 | 2 | CM | SE | 2020/09/24 | 10:06 | G | 1 | | | X |
| S-BB04-20FSP20-01 | 0 | 2 | CM | SE | 2020/09/24 | 09:15 | G | 1 | | | X |
| S-BB05-20FSP20-01 | 0 | 2 | CM | SE | 2020/09/24 | 09:36 | G | 1 | | | X |

| ADDITIONAL COMMENTS/SPECIAL INSTRUCTIONS | RELINQUISHED BY/AFFILIATION | DATE/TIME | ACCEPTED BY/AFFILIATION | DATE/TIME |
|---|---|---|---|---|
| "H" denotes hold until further instruction | Briley Barra AECOM | 09/24 2018 00 | Haley Schlat AECOM | 09/25 1551 |
| | Haley Schlat | 09/25 1551 | [illegible] AAL | 9/25/20 1551 |

**NB OF BOTTLES RETURNED/DESCRIPTION**

| | | | |
|---|---|---|---|
| Sampler's Name | Briley Barra | Mobile # | 607-229-7790 |
| Sampler's Signature | Briley Barra | Date/Time | 2020/09/24 |

**COC ID:** 20200925-Alpha | **TURNAROUND TIME:** Standard | **RUSH:**

| PROJECT/CLIENT INFO | | | | LABORATORY | | | | OTHER INFO | |
|---|---|---|---|---|---|---|---|---|---|
| Facility Name | New Bedford Harbor - LTM | | | Lab Name | Alpha Analytical Lab | | | Email Invoice To | maura.surprenant@aecom.com |
| Project Number | | | | Lab Contact | Liz Porta | | | Invoice Reports | |
| Department | | | | Email | | | | Email Report To | helen.jones@aecom.com |
| Address | 103 Sawyer St | | | Address | 320 Forbes Boulevard | | | Email Reports | |
| | | | | | | | | Shipping Company | AAL |
| City | New Bedford | State | MA | City | Mansfield | State | MA | Tracking Number | |
| Postal Code | 02746 | Country | | Postal Code | 02048 | Country | | Cooler Count | 1 |
| Phone Number | | | | Phone Number | | | | Cooler Description | |
| Project Manager | Will Humphries | | | Quote Number | | | | Sampler 2 | |
| Email Address | | | | PO Number | | | | Sampler 3 | |

**SAMPLE DETAILS** / **ANALYSIS REQUESTED** (Filtered: F: Field, L: Lab, FL: Field & Lab, N: None)

| Sample ID | Start Depth | End Depth | Depth Unit | Field Matrix | Date | Time (24hr) | G=Grab C=Comp | Total # Of Cont. | TOC | PCB Congeners | | | | | | | | | | |
|---|---|---|---|---|---|---|---|---|---|---|---|---|---|---|---|---|---|---|---|---|
| S-323-20FSP20-01 | 0 | 2 | CM | SE | 2020/09/25 | 11:30 | G | 1 | X | X | | | | | | | | | | |
| S-324-20FSP20-01 | 0 | 2 | CM | SE | 2020/09/25 | 10:29 | G | 1 | X | X | | | | | | | | | | |
| S-325-20FSP20-01 | 0 | 2 | CM | SE | 2020/09/25 | 09:08 | G | 2 | X | X | | MS/ MSD | | | | | | | | |
| S-325-20FSP20-01-REP | 0 | 2 | CM | SE | 2020/09/25 | 09:25 | G | 1 | X | X | | | | | | | | | | |
| S-331-20FSP20-01 | 0 | 2 | CM | SE | 2020/09/25 | 13:09 | G | 1 | X | X | | | | | | | | | | |
| S-332-20FSP20-01 | 0 | 2 | CM | SE | 2020/09/25 | 13:36 | G | 1 | X | X | | | | | | | | | | |
| S-333-20FSP20-01 | 0 | 2 | CM | SE | 2020/09/25 | 10:55 | G | 1 | X | X | | | | | | | | | | |
| S-334-20FSP20-01 | 0 | 2 | CM | SE | 2020/09/25 | 12:14 | G | 1 | X | X | | | | | | | | | | |
| S-340-20FSP20-01 | 0 | 2 | CM | SE | 2020/09/25 | 09:29 | G | 1 | X | X | | | | | | | | | | |

BB 09/25/20

| ADDITIONAL COMMENTS/SPECIAL INSTRUCTIONS | RELINQUISHED BY/AFFILIATION | DATE/TIME | ACCEPTED BY/AFFILIATION | DATE/TIME |
|---|---|---|---|---|
| "H" denotes hold until further instruction | Briley Barra AECOM | 09/25/20 1600 | Haley Seldat AECOM | 09/28/20 1314 |
| *S-325-20FSP20-01 is MS/MSD* | Haley Seldat AECOM | 09/28/20 1454 | Tracy MTL | 9-28-20 1454 |

**NB OF BOTTLES RETURNED/DESCRIPTION**

| | | | |
|---|---|---|---|
| Sampler's Name | Briley Barra | Mobile # | 607-229-7790 |
| Sampler's Signature | Briley Barra | Date/Time | 2020/09/24 |

**COC ID:** 20200928-Alpha **TURNAROUND TIME:** Standard **RUSH:**

| PROJECT/CLIENT INFO | | | | LABORATORY | | | | OTHER INFO | |
|---|---|---|---|---|---|---|---|---|---|
| Facility Name | New Bedford Harbor - LTM | | | Lab Name | Alpha Analytical Lab | | | Email Invoice To | maura.surprenant@aecom.com |
| Project Number | | | | Lab Contact | Liz Porta | | | Invoice Reports | |
| Department | | | | Email | | | | Email Report To | helen.jones@aecom.com |
| Address | 103 Sawyer St | | | Address | 320 Forbes Boulevard | | | Email Reports | |
| | | | | | | | | Shipping Company | AAL |
| City | New Bedford | State | MA | City | Mansfield | State | MA | Tracking Number | |
| Postal Code | 02746 | Country | | Postal Code | 02048 | Country | | Cooler Count | 1 |
| Phone Number | | | | Phone Number | | | | Cooler Description | |
| Project Manager | Will Humphries | | | Quote Number | | | | Sampler 2 | |
| Email Address | | | | PO Number | | | | Sampler 3 | |

SAMPLE DETAILS — ANALYSIS REQUESTED — Filtered - F: Field, L: Lab, FL: Field & Lab, N: None

| Sample ID | Start Depth | End Depth | Depth Unit | Field Matrix | Date | Time (24hr) | G=Grab C=Comp | Total # Of Cont. | Filt. | PRESERV. | ANALYSIS: TOC | PCB Congeners | | | | | | | | | |
|---|---|---|---|---|---|---|---|---|---|---|---|---|---|---|---|---|---|---|---|---|---|
| S-247-20FSP20-01 | 0 | 2 | CM | SE | 2020/09/28 | 15:30 | G | 1 | | | X | X | | | | | | | | | |
| S-250-20FSP20-01 | 0 | 2 | CM | SE | 2020/09/28 | 15:34 | G | 1 | | | X | X | | | | | | | | | |
| S-304-20FSP20-01 | 0 | 2 | CM | SE | 2020/09/28 | 09:57 | G | 1 | | | X | X | | | | | | | | | |
| S-306-20FSP20-01 | 0 | 2 | CM | SE | 2020/09/28 | 12:31 | G | 1 | | | X | X | | | | | | | | | |
| S-309-20FSP20-01 | 0 | 2 | CM | SE | 2020/09/28 | 13:37 | G | 1 | | | X | X | | | | | | | | | |
| S-310-20FSP20-01 | 0 | 2 | CM | SE | 2020/09/28 | 11:35 | G | 2 | | | X | X | | MS/ MSD | | | | | | | |
| S-310-20FSP20-01-REP | 0 | 2 | CM | SE | 2020/09/28 | 12:49 | G | 1 | | | X | X | | | | | | | | | |
| S-311-20FSP20-01 | 0 | 2 | CM | SE | 2020/09/28 | 11:03 | G | 1 | | | X | X | | | | | | | | | |
| S-317-20FSP20-01 | 0 | 2 | CM | SE | 2020/09/28 | 13:54 | G | 1 | | | X | X | | | | | | | | | |
| S-318-20FSP20-01 | 0 | 2 | CM | SE | 2020/09/28 | 09:32 | G | 1 | | | X | X | | | | | | | | | |

| ADDITIONAL COMMENTS/SPECIAL INSTRUCTIONS | RELINQUISHED BY/AFFILIATION | DATE/TIME | ACCEPTED BY/AFFILIATION | DATE/TIME |
|---|---|---|---|---|
| "H" denotes hold until further instruction | Briley Barra AECOM | 09/28/2016:00 | Haley Sidlat AECOM | 09/29/20 1530 |
| *S-310-20FSP20-01 is MS/MSD* | Haley Sidlat AECOM | 09/29/20 1558 | [illegible] AAL | 9/29/20 15 58 |

| NB OF BOTTLES RETURNED/DESCRIPTION | | | | |
|---|---|---|---|---|
| | Sampler's Name | Briley Barra | Mobile # | 607-229-7790 |
| | Sampler's Signature | Briley Barra | Date/Time | 2020/09/29 |

**COC ID:** 20200929-Alpha **TURNAROUND TIME:** Standard **RUSH:**

| PROJECT/CLIENT INFO | | | | LABORATORY | | | | OTHER INFO | |
|---|---|---|---|---|---|---|---|---|---|
| Facility Name | New Bedford Harbor - LTM | | | Lab Name | Alpha Analytical Lab | | | Email Invoice To | maura.surprenant@aecom.com |
| Project Number | | | | Lab Contact | Liz Porta | | | Invoice Reports | |
| Department | | | | Email | | | | Email Report To | helen.jones@aecom.com |
| Address | 103 Sawyer St | | | Address | 320 Forbes Boulevard | | | Email Reports | |
| | | | | | | | | Shipping Company | AAL |
| City | New Bedford | State | MA | City | Mansfield | State | MA | Tracking Number | |
| Postal Code | 02746 | Country | | Postal Code | 02048 | Country | | Cooler Count | 1 |
| Phone Number | | | | Phone Number | | | | Cooler Description | |
| Project Manager | Will Humphries | | | Quote Number | | | | Sampler 2 | |
| Email Address | | | | PO Number | | | | Sampler 3 | |

**SAMPLE DETAILS** / **ANALYSIS REQUESTED** — Filtered - F: Field, L: Lab, FL: Field & Lab, N: None

| Sample ID | Start Depth | End Depth | Depth Unit | Field Matrix | Date | Time (24hr) | G=Grab C=Comp | Total # Of Cont. | Flt. | PRESERV | ANALYSIS: TOC | PCB Congeners |
|---|---|---|---|---|---|---|---|---|---|---|---|---|
| S-204-20FSP20-01 | 0 | 2 | CM | SE | 2020/09/29 | 11:46 | G | 1 | | | X | X |
| S-207-20FSP20-01 | 0 | 2 | CM | SE | 2020/09/29 | 09:16 | G | 1 | | | X | X |
| S-208-20FSP20-01 | 0 | 2 | CM | SE | 2020/09/29 | 08:23 | G | 1 | | | X | X |
| S-211-20FSP20-01 | 0 | 2 | CM | SE | 2020/09/29 | 10:20 | G | 1 | | | X | X |
| S-212-20FSP20-01 | 0 | 2 | CM | SE | 2020/09/29 | 13:00 | G | 1 | | | X | X |
| S-216-20FSP20-01 | 0 | 2 | CM | SE | 2020/09/29 | 14:14 | G | 1 | | | X | X |
| S-217-20FSP20-01 | 0 | 2 | CM | SE | 2020/09/29 | 15:06 | G | 1 | | | X | X |
| S-240-20FSP20-01 | 0 | 2 | CM | SE | 2020/09/29 | 13:17 | G | 1 | | | X | X |
| S-241-20FSP20-01 | 0 | 2 | CM | SE | 2020/09/29 | 14:30 | G | 1 | | | X | X |
| S-242-20FSP20-01 | 0 | 2 | CM | SE | 2020/09/29 | 15:33 | G | 1 | | | X | X |

| ADDITIONAL COMMENTS/SPECIAL INSTRUCTIONS | RELINQUISHED BY/AFFILIATION | DATE/TIME | ACCEPTED BY/AFFILIATION | DATE/TIME |
|---|---|---|---|---|
| "H" denotes hold until further instruction | Briley Barra AECOM | 09/30/20 | Holly Sudat AECOM | 9/30/20 1550 |
| | Holly Sudat | 09/30/20 1550 | Tonge AAL | 9-30-20 1550 |

**NB OF BOTTLES RETURNED/DESCRIPTION**

| | | | |
|---|---|---|---|
| Sampler's Name | Briley Barra | Mobile # | 607-229-7790 |
| Sampler's Signature | Briley Barra | Date/Time | 2020/09/30 |

**COC ID:** 20200929-Alpha | **TURNAROUND TIME:** Standard | **RUSH:**

| PROJECT/CLIENT INFO | | | | LABORATORY | | | | OTHER INFO | |
|---|---|---|---|---|---|---|---|---|---|
| Facility Name | New Bedford Harbor - LTM | | | Lab Name | Alpha Analytical Lab | | | Email Invoice To | maura.surprenant@aecom.com |
| Project Number | | | | Lab Contact | Liz Porta | | | Invoice Reports | |
| Department | | | | Email | | | | Email Report To | helen.jones@aecom.com |
| Address | 103 Sawyer St | | | Address | 320 Forbes Boulevard | | | Email Reports | |
| | | | | | | | | Shipping Company | AAL |
| City | New Bedford | State | MA | City | Mansfield | State | MA | Tracking Number | |
| Postal Code | 02746 | Country | | Postal Code | 02048 | Country | | Cooler Count | 1 |
| Phone Number | | | | Phone Number | | | | Cooler Description | |
| Project Manager | Will Humphries | | | Quote Number | | | | Sampler 2 | |
| Email Address | | | | PO Number | | | | Sampler 3 | |

**SAMPLE DETAILS** / **ANALYSIS REQUESTED** — Filtered - F: Field, L: Lab, FL: Field & Lab, N: None

| Sample ID | Start Depth | End Depth | Depth Unit | Field Matrix | Date | Time (24hr) | G=Grab C=Comp | Total # Of Cont. | Filt. | PRESERV | ANALYSIS: TOC | ANALYSIS: PCB Congeners |
|---|---|---|---|---|---|---|---|---|---|---|---|---|
| S-245-20FSP20-01 | 0 | 2 | CM | SE | 2020/09/29 | 11:45 | G | 1 | | | X | X |
| S-249-20FSP20-01 | 0 | 2 | CM | SE | 2020/09/29 | 10:13 | G | 1 | | | X | X |
| S-253-20FSP20-01 | 0 | 2 | CM | SE | 2020/09/29 | 08:52 | G | 1 | | | X | X |

| ADDITIONAL COMMENTS/SPECIAL INSTRUCTIONS | RELINQUISHED BY/AFFILIATION | DATE/TIME | ACCEPTED BY/AFFILIATION | DATE/TIME |
|---|---|---|---|---|
| "H" denotes hold until further instruction | Briley Bana AECOM | 09/30/20 | Haley Sudat AECOM | 9/30/20 1550 |
| | Haley Sudat AECOM | 9/30/20 1550 | [illegible] AAL | 9-30-20 1550 |

**NB OF BOTTLES RETURNED/DESCRIPTION**

| | | | |
|---|---|---|---|
| Sampler's Name | Briley Bana | Mobile # | 607-229-7790 |
| Sampler's Signature | Briley Bana | Date/Time | 2020/09/30 |

| COC ID: | 20201001-Alpha | TURNAROUND TIME: | Standard | RUSH: | |
|---|---|---|---|---|---|

| PROJECT/CLIENT INFO | | | | LABORATORY | | | | OTHER INFO | |
|---|---|---|---|---|---|---|---|---|---|
| Facility Name | New Bedford Harbor - LTM | | | Lab Name | Alpha Analytical Lab | | | Email Invoice To | maura.surprenant@aecom.com |
| Project Number | | | | Lab Contact | Liz Porta | | | Invoice Reports | |
| Department | | | | Email | | | | Email Report To | helen.jones@aecom.com |
| Address | 103 Sawyer St | | | Address | 320 Forbes Boulevard | | | Email Reports | |
| | | | | | | | | Shipping Company | AAL |
| City | New Bedford | State | MA | City | Mansfield | State | MA | Tracking Number | |
| Postal Code | 02746 | Country | | Postal Code | 02048 | Country | | Cooler Count | 1 |
| Phone Number | | | | Phone Number | | | | Cooler Description | |
| Project Manager | Will Humphries | | | Quote Number | | | | Sampler 2 | |
| Email Address | | | | PO Number | | | | Sampler 3 | |

SAMPLE DETAILS / ANALYSIS REQUESTED

Filtered - F: Field, L: Lab, FL: Field & Lab, N: None

| Sample ID | Start Depth | End Depth | Depth Unit | Field Matrix | Date | Time (24hr) | G=Grab C=Comp | Total # Of Cont. | Filt. | PRESERV. | ANALYSIS | TOC | PCB Congeners | | | | | | | | | |
|---|---|---|---|---|---|---|---|---|---|---|---|---|---|---|---|---|---|---|---|---|---|---|
| S-218-20FSP20-01 | 0 | 2 | CM | SE | 2020/10/01 | 08:53 | G | 1 | | | | X | X | | | | | | | | | |
| S-226-20FSP20-01 | 0 | 2 | CM | SE | 2020/10/01 | 15:10 | G | 2 | | | | X | X | | MS/ MSD | | | | | | | |
| S-227-20FSP20-01 | 0 | 2 | CM | SE | 2020/10/01 | 11:45 | G | 1 | | | | X | X | | | | | | | | | |
| S-230-20FSP20-01 | 0 | 2 | CM | SE | 2020/10/01 | 13:41 | G | 1 | | | | X | X | | | | | | | | | |
| S-231-20FSP20-01 | 0 | 2 | CM | SE | 2020/10/01 | 15:18 | G | 1 | | | | X | X | | | | | | | | | |
| S-235-20FSP20-01 | 0 | 2 | CM | SE | 2020/10/01 | 12:47 | G | 1 | | | | X | X | | | | | | | | | |
| S-236-20FSP20-01 | 0 | 2 | CM | SE | 2020/10/01 | 11:54 | G | 1 | | | | X | X | | | | | | | | | |
| S-237-20FSP20-01 | 0 | 2 | CM | SE | 2020/10/01 | 09:55 | G | 1 | | | | X | X | | | | | | | | | |
| S-237-20FSP20-01-REP | 0 | 2 | CM | SE | 2020/10/01 | 11:37 | G | 1 | | | | X | X | | | | | | | | | |

| ADDITIONAL COMMENTS/SPECIAL INSTRUCTIONS | RELINQUISHED BY/AFFILIATION | DATE/TIME | ACCEPTED BY/AFFILIATION | DATE/TIME |
|---|---|---|---|---|
| "H" denotes hold until further instruction | Harry Seldat AECOM | 10/2/20 12:32 | [illegible] AAL | 10/2/20 1525 |
| *S-226-20FSP20-01 is MS/MSD* | | | | |

| NB OF BOTTLES RETURNED/DESCRIPTION | | | | |
|---|---|---|---|---|
| | Sampler's Name | Helen Jones | Mobile # | 607-229-7790 |
| | Sampler's Signature | [illegible] | Date/Time | 2020/10/02 |

**COC ID:** 20201002-Alpha **TURNAROUND TIME:** Standard **RUSH:**

| PROJECT/CLIENT INFO | | | | LABORATORY | | | | OTHER INFO | |
|---|---|---|---|---|---|---|---|---|---|
| Facility Name | New Bedford Harbor - LTM | | | Lab Name | Alpha Analytical Lab | | | Email Invoice To | maura.surprenant@aecom.com |
| Project Number | | | | Lab Contact | Liz Porta | | | Invoice Reports | |
| Department | | | | Email | | | | Email Report To | helen.jones@aecom.com |
| Address | 103 Sawyer St | | | Address | 320 Forbes Boulevard | | | Email Reports | |
| | | | | | | | | Shipping Company | AAL |
| City | New Bedford | State | MA | City | Mansfield | State | MA | Tracking Number | |
| Postal Code | 02746 | Country | | Postal Code | 02048 | Country | | Cooler Count | 1 |
| Phone Number | | | | Phone Number | | | | Cooler Description | |
| Project Manager | Will Humphries | | | Quote Number | | | | Sampler 2 | |
| Email Address | | | | PO Number | | | | Sampler 3 | |

**SAMPLE DETAILS** / **ANALYSIS REQUESTED** — Filtered - F: Field, L: Lab, FL: Field & Lab, N: None

| Sample ID | Start Depth | End Depth | Depth Unit | Field Matrix | Date | Time (24hr) | G=Grab C=Comp | Total # Of Cont. | FIL. | PRESERV. | ANALYSIS: TOC | PCB Congeners |
|---|---|---|---|---|---|---|---|---|---|---|---|---|
| S-220-20FSP20-01 | 0 | 2 | CM | SE | 2020/10/02 | 11:44 | G | 1 | | | X | X |
| S-221-20FSP20-01 | 0 | 2 | CM | SE | 2020/10/02 | 08:11 | G | 1 | | | X | X |
| S-222-20FSP20-01 | 0 | 2 | CM | SE | 2020/10/02 | 09:45 | G | 1 | | | X | X |
| S-224-20FSP20-01 | 0 | 2 | CM | SE | 2020/10/02 | 09:46 | G | 1 | | | X | X |
| S-225-20FSP20-01 | 0 | 2 | CM | SE | 2020/10/02 | 08:37 | G | 1 | | | X | X |

| ADDITIONAL COMMENTS/SPECIAL INSTRUCTIONS | RELINQUISHED BY/AFFILIATION | DATE/TIME | ACCEPTED BY/AFFILIATION | DATE/TIME |
|---|---|---|---|---|
| "H" denotes hold until further instruction | Haley Schlatt AECOM | 10/2/2015 | [illegible] | 10/2/20 1525 |

**NB OF BOTTLES RETURNED/DESCRIPTION**

| | | | |
|---|---|---|---|
| Sampler's Name | Helen Jones | Mobile # | 607-229-7790 |
| Sampler's Signature | [signature] | Date/Time | 2020/10/02 |

| COC ID: | 20200921-Normandeau | TURNAROUND TIME: | RUSH: |
|---|---|---|---|

| PROJECT/CLIENT INFO | | | | LABORATORY | | | | OTHER INFO | |
|---|---|---|---|---|---|---|---|---|---|
| Facility Name | New Bedford Harbor - LTM | | | Lab Name | Normandeau | | | Email Invoice To | maura.surprenant@aecom.com |
| Project Number | | | | Lab Contact | Hannah Proctor | | | Invoice Reports | |
| Department | | | | Email | | | | Email Report To | helen.jones@aecom.com |
| Address | 103 Sawyer St | | | Address | 25 Nashua Rd | | | Email Reports | |
| | | | | | | | | Shipping Company | |
| City | New Bedford | State | MA | City | Bedford | State | NH | Tracking Number | |
| Postal Code | 02746 | Country | | Postal Code | | Country | | Cooler Count | |
| Phone Number | | | | Phone Number | | | | Cooler Description | |
| Project Manager | | | | Quote Number | | | | Sampler 2 | |
| Email Address | | | | PO Number | | | | Sampler 3 | |

SAMPLE DETAILS / ANALYSIS REQUESTED

Filtered - F: Field, L: Lab, FL: Field & Lab, N: None

| Sample ID | Start Depth | End Depth | Depth Unit | Field Matrix | Date | Time (24hr) | G=Grab C=Comp | Total # Of Cont. | Benthic |
|---|---|---|---|---|---|---|---|---|---|
| S-111-20FSP20-03 | 0 | 10 | CM | SE | 2020/09/21 | 12:10 | G | 1 | X |
| S-111-20FSP20-04 | 0 | 10 | CM | SE | 2020/09/21 | 12:45 | G | 1 | H |
| S-114-20FSP20-02 | 0 | 10 | CM | SE | 2020/09/21 | 12:46 | G | 1 | X |
| S-114-20FSP20-03 | 0 | 10 | CM | SE | 2020/09/21 | 13:02 | G | 1 | X |
| S-114-20FSP20-04 | 0 | 10 | CM | SE | 2020/09/21 | 13:15 | G | 1 | H |
| S-115-20FSP20-02 | 0 | 10 | CM | SE | 2020/09/21 | 13:39 | G | 1 | X |
| S-115-20FSP20-03 | 0 | 10 | CM | SE | 2020/09/21 | 13:57 | G | 1 | X |
| S-115-20FSP20-04 | 0 | 10 | CM | SE | 2020/09/21 | 14:23 | G | 1 | H |
| S-117-20FSP20-02 | 0 | 9 | CM | SE | 2020/09/21 | 14:16 | G | 1 | X |
| S-117-20FSP20-03 | 0 | 9 | CM | SE | 2020/09/21 | 14:39 | G | 1 | X |

| ADDITIONAL COMMENTS/SPECIAL INSTRUCTIONS | RELINQUISHED BY/AFFILIATION | DATE/TIME | ACCEPTED BY/AFFILIATION | DATE/TIME |
|---|---|---|---|---|
| "H" denotes hold until further instruction | Briley Barra AECOM | 09/24/20 1800 | Mary Glynn AECOM | 9/25/2020 13:11 |
| | Mary Glynn AECOM | 9/24/20 1311 | [illegible] VAI | 9.25.20 13.11 |

| NB OF BOTTLES RETURNED/DESCRIPTION | | | | |
|---|---|---|---|---|
| | Sampler's Name | Briley Barra | Mobile # | 607-229-7790 |
| | Sampler's Signature | Briley Barra | Date/Time | 09/24/20 1800 |

| COC ID: | 20200921-Normandeau | TURNAROUND TIME: | | RUSH: |
|---|---|---|---|---|

| PROJECT/CLIENT INFO | | | | LABORATORY | | | | OTHER INFO | |
|---|---|---|---|---|---|---|---|---|---|
| Facility Name | New Bedford Harbor - LTM | | | Lab Name | Normandeau | | | Email Invoice To | maura.surprenant@aecom.com |
| Project Number | | | | Lab Contact | Hannah Proctor | | | Invoice Reports | |
| Department | | | | Email | | | | Email Report To | helen.jones@aecom.com |
| Address | 103 Sawyer St | | | Address | 25 Nashua Rd | | | Email Reports | |
| | | | | | | | | Shipping Company | |
| City | New Bedford | State | MA | City | Bedford | State | NH | Tracking Number | |
| Postal Code | 02746 | Country | | Postal Code | | Country | | Cooler Count | |
| Phone Number | | | | Phone Number | | | | Cooler Description | |
| Project Manager | | | | Quote Number | | | | Sampler 2 | |
| Email Address | | | | PO Number | | | | Sampler 3 | |

SAMPLE DETAILS / ANALYSIS REQUESTED

Filtered - F: Field, L: Lab, FL: Field & Lab, N: None

| Sample ID | Start Depth | End Depth | Depth Unit | Field Matrix | Date | Time (24hr) | G=Grab C=Comp | Total # Of Cont. | Benthic |
|---|---|---|---|---|---|---|---|---|---|
| S-105-20FSP20-02 | 0 | 10 | CM | SE | 2020/09/21 | 10:25 | G | 2 | X |
| S-105-20FSP20-03 | 0 | 10 | CM | SE | 2020/09/21 | 11:01 | G | 1 | X |
| S-105-20FSP20-04 | 0 | 10 | CM | SE | 2020/09/21 | 11:20 | G | 1 | H |
| S-108-20FSP20-02 | 0 | 10 | CM | SE | 2020/09/21 | 10:02 | G | 1 | X |
| S-108-20FSP20-03 | 0 | 10 | CM | SE | 2020/09/21 | 10:14 | G | 1 | X |
| S-108-20FSP20-04 | 0 | 10 | CM | SE | 2020/09/21 | 10:35 | G | 1 | H |
| S-109-20FSP20-02 | 0 | 10 | CM | SE | 2020/09/21 | 11:18 | G | 1 | X |
| S-109-20FSP20-03 | 0 | 10 | CM | SE | 2020/09/21 | 11:33 | G | 1 | X |
| S-109-20FSP20-04 | 0 | 10 | CM | SE | 2020/09/21 | 11:51 | G | 1 | H |
| S-111-20FSP20-02 | 0 | 10 | CM | SE | 2020/09/21 | 12:00 | G | 1 | X |

| ADDITIONAL COMMENTS/SPECIAL INSTRUCTIONS | RELINQUISHED BY/AFFILIATION | DATE/TIME | ACCEPTED BY/AFFILIATION | DATE/TIME |
|---|---|---|---|---|
| "H" denotes hold until further instruction | Briley Barra AECOM | 09/24/20 1800 | Mary Kurz AECOM | 09/25/2020 13:11 |
| | Mary Kurz AECOM | 9/25/2020 1311 | Liz Bellak NHA | 9.25.20 13:00 |

| NB OF BOTTLES RETURNED/DESCRIPTION | | | | |
|---|---|---|---|---|
| | Sampler's Name | Briley Barra | Mobile # | 607-229-7790 |
| | Sampler's Signature | Briley Barra | Date/Time | 09/24/20 1800 |

| COC ID: | 20200921-Normandeau | TURNAROUND TIME: | RUSH: |
|---|---|---|---|

| PROJECT/CLIENT INFO | | | | LABORATORY | | | | OTHER INFO | |
|---|---|---|---|---|---|---|---|---|---|
| Facility Name | New Bedford Harbor - LTM | | | Lab Name | Normandeau | | | Email Invoice To | maura.surprenant@aecom.com |
| Project Number | | | | Lab Contact | Hannah Proctor | | | Invoice Reports | |
| Department | | | | Email | | | | Email Report To | helen.jones@aecom.com |
| Address | 103 Sawyer St | | | Address | 25 Nashua Rd | | | Email Reports | |
| | | | | | | | | Shipping Company | |
| City | New Bedford | State | MA | City | Bedford | State | NH | Tracking Number | |
| Postal Code | 02746 | Country | | Postal Code | | Country | | Cooler Count | |
| Phone Number | | | | Phone Number | | | | Cooler Description | |
| Project Manager | | | | Quote Number | | | | Sampler 2 | |
| Email Address | | | | PO Number | | | | Sampler 3 | |

SAMPLE DETAILS / ANALYSIS REQUESTED

Filtered - F: Field, L: Lab, FL: Field & Lab, N: None

| Sample ID | Start Depth | End Depth | Depth Unit | Field Matrix | Date | Time (24hr) | G=Grab C=Comp | Total # Of Cont. | Benthic |
|---|---|---|---|---|---|---|---|---|---|
| S-117-20FSP20-04 | 0 | 10 | CM | SE | 2020/09/21 | 14:54 | G | 1 | H |
| S-120-20FSP20-02 | 0 | 10 | CM | SE | 2020/09/21 | 15:24 | G | 1 | X |
| S-120-20FSP20-03 | 0 | 10 | CM | SE | 2020/09/21 | 15:38 | G | 1 | X |
| S-120-20FSP20-04 | 0 | 10 | CM | SE | 2020/09/21 | 16:02 | G | 2 | H |
| S-121-20FSP20-02 | 0 | 10 | CM | SE | 2020/09/21 | 15:37 | G | 1 | X |
| S-121-20FSP20-03 | 0 | 10 | CM | SE | 2020/09/21 | 15:43 | G | 1 | X |
| S-121-20FSP20-04 | 0 | 10 | CM | SE | 2020/09/21 | 16:08 | G | 1 | H |
| S-123-20FSP20-02 | 0 | 10 | FT | SE | 2020/09/22 | 09:15 | G | 1 | X |
| S-123-20FSP20-03 | 0 | 9 | CM | SE | 2020/09/22 | 09:30 | G | 1 | X |
| S-123-20FSP20-04 | 0 | 10 | FT | SE | 2020/09/22 | 09:55 | G | 1 | H |

| ADDITIONAL COMMENTS/SPECIAL INSTRUCTIONS | RELINQUISHED BY/AFFILIATION | DATE/TIME | ACCEPTED BY/AFFILIATION | DATE/TIME |
|---|---|---|---|---|
| "H" denotes hold until further instruction | Briley Barra AECOM | 09/24/20 1800 | Maura/Mor AECOM | 09/25/2020 13:11 |
| | Maura/Mor AECOM | 9/25/20 1311 | O'Billa NAI | 9-25-20 13:11 |

| NB OF BOTTLES RETURNED/DESCRIPTION | | | | |
|---|---|---|---|---|
| | Sampler's Name | Briley Barra | Mobile # | 607-229-7790 |
| | Sampler's Signature | Briley Barra | Date/Time | 09/24/20 1800 |

| COC ID: | 20200921-Normandeau | TURNAROUND TIME: | RUSH: |
|---|---|---|---|

| PROJECT/CLIENT INFO | | | | LABORATORY | | | | OTHER INFO | |
|---|---|---|---|---|---|---|---|---|---|
| Facility Name | New Bedford Harbor - LTM | | | Lab Name | Normandeau | | | Email Invoice To | maura.surprenant@aecom.com |
| Project Number | | | | Lab Contact | Hannah Proctor | | | Invoice Reports | |
| Department | | | | Email | | | | Email Report To | helen.jones@aecom.com |
| Address | 103 Sawyer St | | | Address | 25 Nashua Rd | | | Email Reports | |
| | | | | | | | | Shipping Company | |
| City | New Bedford | State | MA | City | Bedford | State | NH | Tracking Number | |
| Postal Code | 02746 | Country | | Postal Code | | Country | | Cooler Count | |
| Phone Number | | | | Phone Number | | | | Cooler Description | |
| Project Manager | | | | Quote Number | | | | Sampler 2 | |
| Email Address | | | | PO Number | | | | Sampler 3 | |

SAMPLE DETAILS / ANALYSIS REQUESTED

Filtered - F: Field, L: Lab, FL: Field & Lab, N: None

| Sample ID | Start Depth | End Depth | Depth Unit | Field Matrix | Date | Time (24hr) | G=Grab C=Comp | Total # Of Cont. | Benthic |
|---|---|---|---|---|---|---|---|---|---|
| S-125-20FSP20-02 | 0 | 9 | CM | SE | 2020/09/22 | 09:16 | G | 1 | X |
| S-125-20FSP20-03 | 0 | 10 | CM | SE | 2020/09/22 | 09:41 | G | 1 | X |
| S-125-20FSP20-04 | 0 | 10 | CM | SE | 2020/09/22 | 09:58 | G | 1 | H |
| S-126-20FSP20-02 | 0 | 9 | CM | SE | 2020/09/22 | 11:18 | G | 1 | X |
| S-126-20FSP20-03 | 0 | 8 | CM | SE | 2020/09/22 | 11:35 | G | 1 | X |
| S-126-20FSP20-04 | 0 | 8.5 | CM | SE | 2020/09/22 | 11:50 | G | 1 | H |
| S-128-20FSP20-02 | 0 | 10 | CM | SE | 2020/09/22 | 11:15 | G | 1 | X |
| S-128-20FSP20-03 | 0 | 10 | CM | SE | 2020/09/22 | 11:27 | G | 1 | X |
| S-128-20FSP20-04 | 0 | 10 | CM | SE | 2020/09/22 | 12:07 | G | 1 | H |
| S-130-20FSP20-02 | 0 | 10 | CM | SE | 2020/09/23 | 10:30 | G | 1 | X |

| ADDITIONAL COMMENTS/SPECIAL INSTRUCTIONS | RELINQUISHED BY/AFFILIATION | DATE/TIME | ACCEPTED BY/AFFILIATION | DATE/TIME |
|---|---|---|---|---|
| "H" denotes hold until further instruction | Briley Barra AECOM | 09/24/20 1800 | Mary AECOM | 09/25/2020 1311 |
| | Mary AECOM | 09/25/2020 1311 | AJ Bullock NAI | 9.25.20 1311 |

| NB OF BOTTLES RETURNED/DESCRIPTION | | | | |
|---|---|---|---|---|
| | Sampler's Name | Briley Barra | Mobile # | 607-229-7790 |
| | Sampler's Signature | Briley Barra | Date/Time | 09/24/20 1800 |

| COC ID: | 20200921-Normandeau | TURNAROUND TIME: | RUSH: |
|---|---|---|---|

| PROJECT/CLIENT INFO | | | | LABORATORY | | | | OTHER INFO | |
|---|---|---|---|---|---|---|---|---|---|
| Facility Name | New Bedford Harbor - LTM | | | Lab Name | Normandeau | | | Email Invoice To | maura.surprenant@aecom.com |
| Project Number | | | | Lab Contact | Hannah Proctor | | | Invoice Reports | |
| Department | | | | Email | | | | Email Report To | helen.jones@aecom.com |
| Address | 103 Sawyer St | | | Address | 25 Nashua Rd | | | Email Reports | |
| | | | | | | | | Shipping Company | |
| City | New Bedford | State | MA | City | Bedford | State | NH | Tracking Number | |
| Postal Code | 02746 | Country | | Postal Code | | Country | | Cooler Count | |
| Phone Number | | | | Phone Number | | | | Cooler Description | |
| Project Manager | | | | Quote Number | | | | Sampler 2 | |
| Email Address | | | | PO Number | | | | Sampler 3 | |

SAMPLE DETAILS / ANALYSIS REQUESTED

Filtered - F: Field, L: Lab, FL: Field & Lab, N: None

| Sample ID | Start Depth | End Depth | Depth Unit | Field Matrix | Date | Time (24hr) | G=Grab C=Comp | Total # Of Cont. | Benthic |
|---|---|---|---|---|---|---|---|---|---|
| S-130-20FSP20-03 | 0 | 10 | CM | SE | 2020/09/23 | 10:39 | G | 1 | X |
| S-130-20FSP20-04 | 0 | 10 | CM | SE | 2020/09/23 | 11:12 | G | 1 | H |
| S-131-20FSP20-02 | 0 | 10 | CM | SE | 2020/09/22 | 12:32 | G | 1 | X |
| S-131-20FSP20-03 | 0 | 10 | CM | SE | 2020/09/22 | 12:56 | G | 1 | X |
| S-131-20FSP20-04 | 0 | 10 | CM | SE | 2020/09/22 | 13:13 | G | 1 | H |
| S-134-20FSP20-02 | 0 | 10 | CM | SE | 2020/09/22 | 13:31 | G | 1 | X |
| S-134-20FSP20-03 | 0 | 10 | CM | SE | 2020/09/22 | 13:50 | G | 1 | X |
| S-134-20FSP20-04 | 0 | 8 | CM | SE | 2020/09/22 | 14:10 | G | 1 | H |
| S-135-20FSP20-02 | 0 | 8 | CM | SE | 2020/09/22 | 14:12 | G | 1 | X |
| S-135-20FSP20-03 | 0 | 9 | CM | SE | 2020/09/22 | 14:27 | G | 1 | X |

| ADDITIONAL COMMENTS/SPECIAL INSTRUCTIONS | RELINQUISHED BY/AFFILIATION | DATE/TIME | ACCEPTED BY/AFFILIATION | DATE/TIME |
|---|---|---|---|---|
| "H" denotes hold until further instruction | Briley Barra AECOM | 09/24/20 1800 | Mary Ann AECOM | 09/25/2020 1311 |
| | Mary Ann AECOM | 09/25/2020 13:11 | J Zulli NAE | 9-25-20 13:11 |

| NB OF BOTTLES RETURNED/DESCRIPTION | | | | |
|---|---|---|---|---|
| | Sampler's Name | Briley Barra | Mobile # | 607-229-7790 |
| | Sampler's Signature | Briley Barra | Date/Time | 09/24/20 1800 |

| COC ID: | 20200921-Normandeau | TURNAROUND TIME: | RUSH: |
|---|---|---|---|

| PROJECT/CLIENT INFO | | | | LABORATORY | | | | OTHER INFO | |
|---|---|---|---|---|---|---|---|---|---|
| Facility Name | New Bedford Harbor - LTM | | | Lab Name | Normandeau | | | Email Invoice To | maura.surprenant@aecom.com |
| Project Number | | | | Lab Contact | Hannah Proctor | | | Invoice Reports | |
| Department | | | | Email | | | | Email Report To | helen.jones@aecom.com |
| Address | 103 Sawyer St | | | Address | 25 Nashua Rd | | | Email Reports | |
| | | | | | | | | Shipping Company | |
| City | New Bedford | State | MA | City | Bedford | State | NH | Tracking Number | |
| Postal Code | 02746 | Country | | Postal Code | | Country | | Cooler Count | |
| Phone Number | | | | Phone Number | | | | Cooler Description | |
| Project Manager | | | | Quote Number | | | | Sampler 2 | |
| Email Address | | | | PO Number | | | | Sampler 3 | |

SAMPLE DETAILS / ANALYSIS REQUESTED

Filtered - F: Field, L: Lab, FL: Field & Lab, N: None

| Sample ID | Start Depth | End Depth | Depth Unit | Field Matrix | Date | Time (24hr) | G=Grab C=Comp | Total # Of Cont. | Filt. | PRESERV. | ANALYSIS: Benthic |
|---|---|---|---|---|---|---|---|---|---|---|---|
| S-135-20FSP20-04 | 0 | 8.5 | CM | SE | 2020/09/22 | 14:42 | G | 1 | | | H |
| S-138-20FSP20-02 | 0 | 10 | CM | SE | 2020/09/22 | 14:52 | G | 1 | | | X |
| S-138-20FSP20-03 | 0 | 10 | CM | SE | 2020/09/22 | 15:04 | G | 1 | | | X |
| S-138-20FSP20-04 | 0 | 10 | CM | SE | 2020/09/22 | 15:28 | G | 1 | | | H |
| S-139-20FSP20-02 | 0 | 9 | CM | SE | 2020/09/23 | 08:57 | G | 1 | | | X |
| S-139-20FSP20-03 | 0 | 8 | CM | SE | 2020/09/23 | 09:38 | G | 2 | | | X |
| S-139-20FSP20-04 | 0 | 8 | CM | SE | 2020/09/23 | 09:43 | G | 1 | | | H |
| S-140-20FSP20-02 | 0 | 10 | CM | SE | 2020/09/22 | 15:20 | G | 1 | | | X |
| S-140-20FSP20-03 | 0 | 10 | CM | SE | 2020/09/22 | 15:38 | G | 1 | | | X |
| S-140-20FSP20-04 | 0 | 10 | CM | SE | 2020/09/22 | 15:58 | G | 1 | | | H |

| ADDITIONAL COMMENTS/SPECIAL INSTRUCTIONS | RELINQUISHED BY/AFFILIATION | DATE/TIME | ACCEPTED BY/AFFILIATION | DATE/TIME |
|---|---|---|---|---|
| "H" denotes hold until further instruction | Briley Barra AECOM | 09/24/20 1800 | Maura Surprenant AECOM | 09/25/2020 13:11 |
| | Maura Surprenant AECOM | 09/25/20 1314 | [illegible] NAE | 9-25-20 13:11 |

| NB OF BOTTLES RETURNED/DESCRIPTION | | | | |
|---|---|---|---|---|
| | Sampler's Name | Briley Barra | Mobile # | 607-229-7790 |
| | Sampler's Signature | Briley Barra | Date/Time | 09/24/20 1800 |

| COC ID: | 20200921-Normandeau | TURNAROUND TIME: | RUSH: |
|---|---|---|---|

| PROJECT/CLIENT INFO | | | | LABORATORY | | | | OTHER INFO | |
|---|---|---|---|---|---|---|---|---|---|
| Facility Name | New Bedford Harbor - LTM | | | Lab Name | Normandeau | | | Email Invoice To | maura.surprenant@aecom.com |
| Project Number | | | | Lab Contact | Hannah Proctor | | | Invoice Reports | |
| Department | | | | Email | | | | Email Report To | helen.jones@aecom.com |
| Address | 103 Sawyer St | | | Address | 25 Nashua Rd | | | Email Reports | |
| | | | | | | | | Shipping Company | |
| City | New Bedford | State | MA | City | Bedford | State | NH | Tracking Number | |
| Postal Code | 02746 | Country | | Postal Code | | Country | | Cooler Count | |
| Phone Number | | | | Phone Number | | | | Cooler Description | |
| Project Manager | | | | Quote Number | | | | Sampler 2 | |
| Email Address | | | | PO Number | | | | Sampler 3 | |

SAMPLE DETAILS / ANALYSIS REQUESTED

Filtered - F: Field, L: Lab, FL: Field & Lab, N: None

| Sample ID | Start Depth | End Depth | Depth Unit | Field Matrix | Date | Time (24hr) | G=Grab C=Comp | Total # Of Cont. | Benthic |
|---|---|---|---|---|---|---|---|---|---|
| S-146-20FSP20-02 | 0 | 10 | CM | SE | 2020/09/23 | 09:09 | G | 1 | X |
| S-146-20FSP20-03 | 0 | 10 | CM | SE | 2020/09/23 | 09:24 | G | 1 | X |
| S-146-20FSP20-04 | 0 | 10 | CM | SE | 2020/09/23 | 09:40 | G | 1 | H |
| S-147-20FSP20-02 | 0 | 9 | CM | SE | 2020/09/23 | 10:35 | G | 1 | X |
| S-147-20FSP20-03 | 0 | 8 | CM | SE | 2020/09/23 | 10:52 | G | 1 | X |
| S-147-20FSP20-04 | 0 | 8 | CM | SE | 2020/09/23 | 11:03 | G | 1 | H |
| S-150-20FSP20-02 | 0 | 10 | CM | SE | 2020/09/23 | 11:54 | G | 1 | X |
| S-150-20FSP20-03 | 0 | 10 | CM | SE | 2020/09/23 | 12:25 | G | 1 | X |
| S-150-20FSP20-04 | 0 | 8 | CM | SE | 2020/09/23 | 12:54 | G | 1 | H |
| S-151-20FSP20-02 | 0 | 10 | CM | SE | 2020/09/23 | 15:00 | G | 1 | X |

Filt. / PRESERV. / ANALYSIS

| ADDITIONAL COMMENTS/SPECIAL INSTRUCTIONS | RELINQUISHED BY/AFFILIATION | DATE/TIME | ACCEPTED BY/AFFILIATION | DATE/TIME |
|---|---|---|---|---|
| "H" denotes hold until further instruction | Briley Barra AECOM | 09/24/20 1800 | [illegible] AECOM | 09/25/2020 13:11 |
| | [illegible] AECOM | 09/25/20 1311 | [illegible] NAE | 9.25.20 13:11 |

| NB OF BOTTLES RETURNED/DESCRIPTION | | | | |
|---|---|---|---|---|
| | Sampler's Name | Briley Barra | Mobile # | 607-229-7790 |
| | Sampler's Signature | Briley Barra | Date/Time | 09/24/20 1800 |

| COC ID: | 20200921-Normandeau | TURNAROUND TIME: | RUSH: |
|---|---|---|---|

| PROJECT/CLIENT INFO | | | | LABORATORY | | | | OTHER INFO | |
|---|---|---|---|---|---|---|---|---|---|
| Facility Name | New Bedford Harbor - LTM | | | Lab Name | Normandeau | | | Email Invoice To | maura.surprenant@aecom.com |
| Project Number | | | | Lab Contact | Hannah Proctor | | | Invoice Reports | |
| Department | | | | Email | | | | Email Report To | helen.jones@aecom.com |
| Address | 103 Sawyer St | | | Address | 25 Nashua Rd | | | Email Reports | |
| | | | | | | | | Shipping Company | |
| City | New Bedford | State | MA | City | Bedford | State | NH | Tracking Number | |
| Postal Code | 02746 | Country | | Postal Code | | Country | | Cooler Count | |
| Phone Number | | | | Phone Number | | | | Cooler Description | |
| Project Manager | | | | Quote Number | | | | Sampler 2 | |
| Email Address | | | | PO Number | | | | Sampler 3 | |

SAMPLE DETAILS / ANALYSIS REQUESTED

Filtered - F: Field, L: Lab, FL: Field & Lab, N: None

| Sample ID | Start Depth | End Depth | Depth Unit | Field Matrix | Date | Time (24hr) | G=Grab C=Comp | Total # Of Cont. | Filt. | PRESERV. | ANALYSIS: Benthic |
|---|---|---|---|---|---|---|---|---|---|---|---|
| S-151-20FSP20-03 | 0 | 9.5 | CM | SE | 2020/09/23 | 15:11 | G | 1 | | | X |
| S-151-20FSP20-04 | 0 | 9 | CM | SE | 2020/09/23 | 15:29 | G | 1 | | | H |
| S-152-20FSP20-02 | 0 | 10 | CM | SE | 2020/09/23 | 11:45 | G | 1 | | | X |
| S-152-20FSP20-03 | 0 | 9.5 | CM | SE | 2020/09/23 | 11:59 | G | 1 | | | X |
| S-152-20FSP20-04 | 0 | 9.5 | CM | SE | 2020/09/23 | 12:27 | G | 1 | | | H |
| S-154-20FSP20-02 | 0 | 10 | CM | SE | 2020/09/23 | 13:30 | G | 1 | | | X |
| S-154-20FSP20-03 | 0 | 8 | CM | SE | 2020/09/23 | 13:42 | G | 2 | | | X |
| S-154-20FSP20-04 | 0 | 10 | CM | SE | 2020/09/23 | 14:06 | G | 1 | | | H |
| S-155-20FSP20-02 | 0 | 9 | CM | SE | 2020/09/23 | 13:06 | G | 1 | | | X |
| S-155-20FSP20-03 | 0 | 8.5 | CM | SE | 2020/09/23 | 13:21 | G | 1 | | | X |

| ADDITIONAL COMMENTS/SPECIAL INSTRUCTIONS | RELINQUISHED BY/AFFILIATION | DATE/TIME | ACCEPTED BY/AFFILIATION | DATE/TIME |
|---|---|---|---|---|
| "H" denotes hold until further instruction | Briley Barra AECOM | 09/24/20 1800 | [illegible] AECOM | 09/25/2020 13:11 |
| | [illegible] AECOM | 09/25/20 1311 | [illegible] NAT | 9.25.20 13:11 |

| NB OF BOTTLES RETURNED/DESCRIPTION | | | | |
|---|---|---|---|---|
| | Sampler's Name | Briley Barra | Mobile # | 607-229-7790 |
| | Sampler's Signature | Briley Barra | Date/Time | 09/24/20 1800 |

| COC ID: | 20200921-Normandeau | TURNAROUND TIME: | RUSH: |
|---|---|---|---|

| PROJECT/CLIENT INFO | | | | LABORATORY | | | | OTHER INFO | |
|---|---|---|---|---|---|---|---|---|---|
| Facility Name | New Bedford Harbor - LTM | | | Lab Name | Normandeau | | | Email Invoice To | maura.surprenant@aecom.com |
| Project Number | | | | Lab Contact | Hannah Proctor | | | Invoice Reports | |
| Department | | | | Email | | | | Email Report To | helen.jones@aecom.com |
| Address | 103 Sawyer St | | | Address | 25 Nashua Rd | | | Email Reports | |
| | | | | | | | | Shipping Company | |
| City | New Bedford | State | MA | City | Bedford | State | NH | Tracking Number | |
| Postal Code | 02746 | Country | | Postal Code | | Country | | Cooler Count | |
| Phone Number | | | | Phone Number | | | | Cooler Description | |
| Project Manager | | | | Quote Number | | | | Sampler 2 | |
| Email Address | | | | PO Number | | | | Sampler 3 | |

SAMPLE DETAILS / ANALYSIS REQUESTED

Filtered - F: Field, L: Lab, FL: Field & Lab, N: None

| Sample ID | Start Depth | End Depth | Depth Unit | Field Matrix | Date | Time (24hr) | G=Grab C=Comp | Total # Of Cont. | Benthic |
|---|---|---|---|---|---|---|---|---|---|
| S-155-20FSP20-04 | 0 | 8 | CM | SE | 2020/09/23 | 13:34 | G | 1 | H |
| S-202-20FSP20-02 | 0 | 8 | CM | SE | 2020/09/23 | 16:00 | G | 1 | X |
| S-202-20FSP20-03 | 0 | 8 | CM | SE | 2020/09/23 | 16:10 | G | 1 | X |
| S-202-20FSP20-04 | 0 | 8 | CM | SE | 2020/09/23 | 16:25 | G | 1 | H |
| S-335-20FSP20-02 | 0 | 9 | CM | SE | 2020/09/24 | 11:21 | G | 2 | X |
| S-335-20FSP20-03 | 0 | 9 | CM | SE | 2020/09/24 | 11:37 | G | 1 | X |
| S-335-20FSP20-04 | 0 | 9 | CM | SE | 2020/09/24 | 11:56 | G | 2 | H |
| S-338-20FSP20-02 | 0 | 10 | CM | SE | 2020/09/24 | 14:41 | G | 1 | X |
| S-338-20FSP20-03 | 0 | 10 | CM | SE | 2020/09/24 | 14:54 | G | 1 | X |
| S-338-20FSP20-04 | 0 | 10 | CM | SE | 2020/09/24 | 15:16 | G | 1 | H |

| ADDITIONAL COMMENTS/SPECIAL INSTRUCTIONS | RELINQUISHED BY/AFFILIATION | DATE/TIME | ACCEPTED BY/AFFILIATION | DATE/TIME |
|---|---|---|---|---|
| "H" denotes hold until further instruction | Briley Barra AECOM | 09/24/20 1800 | Maura Surprenant AECOM | 09/25/2020 13:11 |
| | Maura Surprenant AECOM | 09/25/20 13:11 | [illegible] NAE | 9.25.20 13:11 |

| NB OF BOTTLES RETURNED/DESCRIPTION | | | | |
|---|---|---|---|---|
| | Sampler's Name | Briley Barra | Mobile # | 607-229-7790 |
| | Sampler's Signature | Briley Barra | Date/Time | 09/24/20 1800 |

| COC ID: | 20200921-Normandeau | TURNAROUND TIME: | RUSH: |
|---|---|---|---|

| PROJECT/CLIENT INFO | | | | LABORATORY | | | | OTHER INFO | |
|---|---|---|---|---|---|---|---|---|---|
| Facility Name | New Bedford Harbor - LTM | | | Lab Name | Normandeau | | | Email Invoice To | maura.surprenant@aecom.com |
| Project Number | | | | Lab Contact | Hannah Proctor | | | Invoice Reports | |
| Department | | | | Email | | | | Email Report To | helen.jones@aecom.com |
| Address | 103 Sawyer St | | | Address | 25 Nashua Rd | | | Email Reports | |
| | | | | | | | | Shipping Company | |
| City | New Bedford | State | MA | City | Bedford | State | NH | Tracking Number | |
| Postal Code | 02746 | Country | | Postal Code | | Country | | Cooler Count | |
| Phone Number | | | | Phone Number | | | | Cooler Description | |
| Project Manager | | | | Quote Number | | | | Sampler 2 | |
| Email Address | | | | PO Number | | | | Sampler 3 | |

SAMPLE DETAILS / ANALYSIS REQUESTED

Filtered - F: Field, L: Lab, FL: Field & Lab, N: None

| Sample ID | Start Depth | End Depth | Depth Unit | Field Matrix | Date | Time (24hr) | G=Grab C=Comp | Total # Of Cont. | Benthic |
|---|---|---|---|---|---|---|---|---|---|
| S-339-20FSP20-02 | 0 | 10 | CM | SE | 2020/09/24 | 15:38 | G | 1 | X |
| S-339-20FSP20-03 | 0 | 10 | CM | SE | 2020/09/24 | 15:49 | G | 1 | X |
| S-339-20FSP20-04 | 0 | 10 | CM | SE | 2020/09/24 | 16:00 | G | 1 | H |
| S-341-20FSP20-02 | 0 | 10 | CM | SE | 2020/09/24 | 09:35 | G | 1 | X |
| S-341-20FSP20-03 | 0 | 9 | CM | SE | 2020/09/24 | 09:56 | G | 2 | X |
| S-341-20FSP20-04 | 0 | 10 | CM | SE | 2020/09/24 | 10:18 | G | 2 | H |
| S-345-20FSP20-02 | 0 | 10 | CM | SE | 2020/09/24 | 14:14 | G | 1 | X |
| S-345-20FSP20-03 | 0 | 10 | CM | SE | 2020/09/24 | 14:36 | G | 1 | X |
| S-345-20FSP20-04 | 0 | 10 | CM | SE | 2020/09/24 | 14:59 | G | 2 | H |
| S-346-20FSP20-02 | 0 | 9 | CM | SE | 2020/09/24 | 12:57 | G | 1 | X |

| ADDITIONAL COMMENTS/SPECIAL INSTRUCTIONS | RELINQUISHED BY/AFFILIATION | DATE/TIME | ACCEPTED BY/AFFILIATION | DATE/TIME |
|---|---|---|---|---|
| "H" denotes hold until further instruction<br>345 "jar 2" is 4oz w/ anemone tube | Briley Barra AECOM | 09/24/20 1800 | Mary Fluer AECOM | 09/25/2020 13:11 |
| | Mary Fluer AECOM | 09/25/20 13:11 | [illegible] NAE | 9.25.20 13:11 |

| NB OF BOTTLES RETURNED/DESCRIPTION | | | | |
|---|---|---|---|---|
| | Sampler's Name | Briley Barra | Mobile # | 607-229-7790 |
| | Sampler's Signature | Briley Barra | Date/Time | 09/24/20 1800 |

| COC ID: | 20200921-Normandeau | TURNAROUND TIME: | RUSH: |
|---|---|---|---|

| PROJECT/CLIENT INFO | | | | LABORATORY | | | | OTHER INFO | |
|---|---|---|---|---|---|---|---|---|---|
| Facility Name | New Bedford Harbor - LTM | | | Lab Name | Normandeau | | | Email Invoice To | maura.surprenant@aecom.com |
| Project Number | | | | Lab Contact | Hannah Proctor | | | Invoice Reports | |
| Department | | | | Email | | | | Email Report To | helen.jones@aecom.com |
| Address | 103 Sawyer St | | | Address | 25 Nashua Rd | | | Email Reports | |
| | | | | | | | | Shipping Company | |
| City | New Bedford | State | MA | City | Bedford | State | NH | Tracking Number | |
| Postal Code | 02746 | Country | | Postal Code | | Country | | Cooler Count | |
| Phone Number | | | | Phone Number | | | | Cooler Description | |
| Project Manager | | | | Quote Number | | | | Sampler 2 | |
| Email Address | | | | PO Number | | | | Sampler 3 | |

SAMPLE DETAILS / ANALYSIS REQUESTED

Filtered - F: Field, L: Lab, FL: Field & Lab, N: None

| Sample ID | Start Depth | End Depth | Depth Unit | Field Matrix | Date | Time (24hr) | G=Grab C=Comp | Total # Of Cont. | Filt. | PRESERV. | ANALYSIS: Benthic |
|---|---|---|---|---|---|---|---|---|---|---|---|
| S-346-20FSP20-03 | 0 | 9 | CM | SE | 2020/09/24 | 13:12 | G | 1 | | | X |
| S-346-20FSP20-04 | 0 | 9 | CM | SE | 2020/09/24 | 13:30 | G | 1 | | | H |
| S-349-20FSP20-02 | 0 | 10 | CM | SE | 2020/09/24 | 13:10 | G | 1 | | | X |
| S-349-20FSP20-03 | 0 | 9 | CM | SE | 2020/09/24 | 13:35 | G | 1 | | | X |
| S-349-20FSP20-04 | 0 | 9 | CM | SE | 2020/09/24 | 13:54 | G | 1 | | | H |
| S-352-20FSP20-02 | 0 | 8 | CM | SE | 2020/09/24 | 11:54 | G | 2 | | | X |
| S-352-20FSP20-03 | 0 | 9 | CM | SE | 2020/09/24 | 12:10 | G | 2 | | | X |
| S-352-20FSP20-04 | 0 | 10 | CM | SE | 2020/09/24 | 12:23 | G | 2 | | | H |

| ADDITIONAL COMMENTS/SPECIAL INSTRUCTIONS | RELINQUISHED BY/AFFILIATION | DATE/TIME | ACCEPTED BY/AFFILIATION | DATE/TIME |
|---|---|---|---|---|
| "H" denotes hold until further instruction | Briley Barra AECOM | 09/24/20 1800 | [illegible] AECOM | 9/25/2020 13:11 |
| | [illegible] AECOM | 09/25/20 13:10 | [illegible] NHE | 9.25.20 13:11 |

| NB OF BOTTLES RETURNED/DESCRIPTION | | | | |
|---|---|---|---|---|
| | Sampler's Name | Briley Barra | Mobile # | 607-229-7790 |
| | Sampler's Signature | Briley Barra | Date/Time | 09/24/20 1800 |

| COC ID: | 20200925-Normandeau | TURNAROUND TIME: Standard | RUSH: |
|---|---|---|---|

| PROJECT/CLIENT INFO | | | | LABORATORY | | | | OTHER INFO | |
|---|---|---|---|---|---|---|---|---|---|
| Facility Name | New Bedford Harbor - LTM | | | Lab Name | Normandeau Associates, Inc. | | | Email Invoice To | maura.surprenant@aecom.com |
| Project Number | | | | Lab Contact | Hannah Proctor | | | Invoice Reports | |
| Department | | | | Email | | | | Email Report To | helen.jones@aecom.com |
| Address | 103 Sawyer St | | | Address | 25 Nashua Rd | | | Email Reports | |
| | | | | | | | | Shipping Company | AECOM |
| City | New Bedford | State | MA | City | Bedford | State | NH | Tracking Number | |
| Postal Code | 02746 | Country | | Postal Code | | Country | | Cooler Count | 5 |
| Phone Number | | | | Phone Number | | | | Cooler Description | |
| Project Manager | Will Humphries | | | Quote Number | | | | Sampler 2 | |
| Email Address | | | | PO Number | | | | Sampler 3 | |

SAMPLE DETAILS / ANALYSIS REQUESTED

Filtered - F: Field, L: Lab, FL: Field & Lab, N: None

| Sample ID | Start Depth | End Depth | Depth Unit | Field Matrix | Date | Time (24hr) | G=Grab C=Comp | Total # Of Cont. | Benthic |
|---|---|---|---|---|---|---|---|---|---|
| S-204-20FSP20-02 | 0 | 8 | CM | SE | 2020/09/29 | 12:03 | G | 1 | X |
| S-204-20FSP20-03 | 0 | 8 | CM | SE | 2020/09/29 | 12:10 | G | 1 | X |
| S-204-20FSP20-04 | 0 | 8 | CM | SE | 2020/09/29 | 12:31 | G | 1 | H |
| S-207-20FSP20-02 | 0 | 8 | CM | SE | 2020/09/29 | 09:35 | G | 1 | X |
| S-207-20FSP20-03 | 0 | 8 | CM | SE | 2020/09/29 | 09:36 | G | 2 | X |
| S-207-20FSP20-04 | 0 | 9 | CM | SE | 2020/09/29 | 09:50 | G | 2 | H |
| S-208-20FSP20-02 | 0 | 8 | CM | SE | 2020/09/29 | 08:36 | G | 1 | X |
| S-208-20FSP20-03 | 0 | 8 | CM | SE | 2020/09/29 | 08:51 | G | 1 | X |
| S-208-20FSP20-04 | 0 | 8 | CM | SE | 2020/09/29 | 09:01 | G | 1 | H |
| S-211-20FSP20-02 | 0 | 8 | CM | SE | 2020/09/29 | 10:32 | G | 1 | X |

| ADDITIONAL COMMENTS/SPECIAL INSTRUCTIONS | RELINQUISHED BY/AFFILIATION | DATE/TIME | ACCEPTED BY/AFFILIATION | DATE/TIME |
|---|---|---|---|---|
| "H" denotes hold until further instruction | Holly Siddat AECOM | 10/5/20 1118 | JT Bullock NAI | 10.05.20 11:20 |

| NB OF BOTTLES RETURNED/DESCRIPTION | | | | |
|---|---|---|---|---|
| | Sampler's Name | | Mobile # | 607-229-7790 |
| | Sampler's Signature | | Date/Time | 2020/10/05 |

| COC ID: | 20200925-Normandeau | TURNAROUND TIME: | Standard | RUSH: |
|---|---|---|---|---|

| PROJECT/CLIENT INFO | | | | LABORATORY | | | | OTHER INFO | |
|---|---|---|---|---|---|---|---|---|---|
| Facility Name | New Bedford Harbor - LTM | | | Lab Name | Normandeau Associates, Inc. | | | Email Invoice To | maura.surprenant@aecom.com |
| Project Number | | | | Lab Contact | Hannah Proctor | | | Invoice Reports | |
| Department | | | | Email | | | | Email Report To | helen.jones@aecom.com |
| Address | 103 Sawyer St | | | Address | 25 Nashua Rd | | | Email Reports | |
| | | | | | | | | Shipping Company | AECOM |
| City | New Bedford | State | MA | City | Bedford | State | NH | Tracking Number | |
| Postal Code | 02746 | Country | | Postal Code | | Country | | Cooler Count | 5 |
| Phone Number | | | | Phone Number | | | | Cooler Description | |
| Project Manager | Will Humphries | | | Quote Number | | | | Sampler 2 | |
| Email Address | | | | PO Number | | | | Sampler 3 | |

SAMPLE DETAILS / ANALYSIS REQUESTED

Filtered - F: Field, L: Lab, FL: Field & Lab, N: None

| Sample ID | Start Depth | End Depth | Depth Unit | Field Matrix | Date | Time (24hr) | G=Grab C=Comp | Total # Of Cont. | Benthic |
|---|---|---|---|---|---|---|---|---|---|
| S-211-20FSP20-03 | 0 | 8 | CM | SE | 2020/09/29 | 10:42 | G | 1 | X |
| S-211-20FSP20-04 | 0 | 8 | CM | SE | 2020/09/29 | 11:01 | G | 1 | H |
| S-212-20FSP20-02 | 0 | 8 | CM | SE | 2020/09/29 | 13:11 | G | 1 | X |
| S-212-20FSP20-03 | 0 | 8 | CM | SE | 2020/09/29 | 13:24 | G | 1 | X |
| S-212-20FSP20-04 | 0 | 9 | CM | SE | 2020/09/29 | 13:32 | G | 1 | H |
| S-216-20FSP20-02 | 0 | 10 | CM | SE | 2020/09/29 | 14:22 | G | 1 | X |
| S-216-20FSP20-03 | 0 | 10 | CM | SE | 2020/09/29 | 14:34 | G | 1 | X |
| S-216-20FSP20-04 | 0 | 9 | CM | SE | 2020/09/29 | 14:42 | G | 1 | H |
| S-217-20FSP20-02 | 0 | 8 | CM | SE | 2020/09/29 | 15:17 | G | 1 | X |
| S-217-20FSP20-03 | 0 | 10 | CM | SE | 2020/09/29 | 15:21 | G | 1 | X |

| ADDITIONAL COMMENTS/SPECIAL INSTRUCTIONS | RELINQUISHED BY/AFFILIATION | DATE/TIME | ACCEPTED BY/AFFILIATION | DATE/TIME |
|---|---|---|---|---|
| "H" denotes hold until further instruction | Holly Subkat AECOM | 10/5/20 1118 | NAI | 10.05.20 11:20 |

| NB OF BOTTLES RETURNED/DESCRIPTION | | | | |
|---|---|---|---|---|
| | Sampler's Name | | Mobile # | 607-229-7790 |
| | Sampler's Signature | | Date/Time | 2020/10/05 |

| COC ID: | 20200925-Normandeau | TURNAROUND TIME: Standard | RUSH: |
|---|---|---|---|

| PROJECT/CLIENT INFO | | | | LABORATORY | | | | OTHER INFO | |
|---|---|---|---|---|---|---|---|---|---|
| Facility Name | New Bedford Harbor - LTM | | | Lab Name | Normandeau Associates, Inc. | | | Email Invoice To | maura.surprenant@aecom.com |
| Project Number | | | | Lab Contact | Hannah Proctor | | | Invoice Reports | |
| Department | | | | Email | | | | Email Report To | helen.jones@aecom.com |
| Address | 103 Sawyer St | | | Address | 25 Nashua Rd | | | Email Reports | |
| | | | | | | | | Shipping Company | AECOM |
| City | New Bedford | State | MA | City | Bedford | State | NH | Tracking Number | |
| Postal Code | 02746 | Country | | Postal Code | | Country | | Cooler Count | 5 |
| Phone Number | | | | Phone Number | | | | Cooler Description | |
| Project Manager | Will Humphries | | | Quote Number | | | | Sampler 2 | |
| Email Address | | | | PO Number | | | | Sampler 3 | |

SAMPLE DETAILS — ANALYSIS REQUESTED — Filtered - F: Field, L: Lab, FL: Field & Lab, N: None

| Sample ID | Start Depth | End Depth | Depth Unit | Field Matrix | Date | Time (24hr) | G=Grab C=Comp | Total # Of Cont. | Filt. | PRESERV. | ANALYSIS: Benthic |
|---|---|---|---|---|---|---|---|---|---|---|---|
| S-217-20FSP20-04 | 0 | 9 | CM | SE | 2020/09/29 | 15:35 | G | 1 | | | H |
| S-240-20FSP20-02 | 0 | 10 | CM | SE | 2020/09/29 | 13:31 | G | 1 | | | X |
| S-240-20FSP20-03 | 0 | 10 | CM | SE | 2020/09/29 | 13:55 | G | 1 | | | X |
| S-240-20FSP20-04 | 0 | 10 | CM | SE | 2020/09/29 | 14:07 | G | 1 | | | H |
| S-241-20FSP20-02 | 0 | 9.5 | CM | SE | 2020/09/29 | 14:39 | G | 1 | | | X |
| S-241-20FSP20-03 | 0 | 9.5 | CM | SE | 2020/09/29 | 14:54 | G | 1 | | | X |
| S-241-20FSP20-04 | 0 | 9 | CM | SE | 2020/09/29 | 15:12 | G | 1 | | | H |
| S-242-20FSP20-02 | 0 | 9 | CM | SE | 2020/09/29 | 15:41 | G | 1 | | | X |
| S-242-20FSP20-03 | 0 | 9.5 | CM | SE | 2020/09/29 | 15:53 | G | 1 | | | X |
| S-242-20FSP20-04 | 0 | 9 | CM | SE | 2020/09/29 | 16:03 | G | 1 | | | H |

| ADDITIONAL COMMENTS/SPECIAL INSTRUCTIONS | RELINQUISHED BY/AFFILIATION | DATE/TIME | ACCEPTED BY/AFFILIATION | DATE/TIME |
|---|---|---|---|---|
| "H" denotes hold until further instruction | Haly Sibdat AECOM | 10/5/20 1118 | [signature] NAS | 10.05.20 11:20 |

| NB OF BOTTLES RETURNED/DESCRIPTION | | | | |
|---|---|---|---|---|
| | Sampler's Name | | Mobile # | 607-229-7790 |
| | Sampler's Signature | | Date/Time | 2020/10/05 |

| COC ID: | 20200925-Normandeau | TURNAROUND TIME: Standard | RUSH: |
|---|---|---|---|

| PROJECT/CLIENT INFO | | | | LABORATORY | | | | OTHER INFO | |
|---|---|---|---|---|---|---|---|---|---|
| Facility Name | New Bedford Harbor - LTM | | | Lab Name | Normandeau Associates, Inc. | | | Email Invoice To | maura.surprenant@aecom.com |
| Project Number | | | | Lab Contact | Hannah Proctor | | | Invoice Reports | |
| Department | | | | Email | | | | Email Report To | helen.jones@aecom.com |
| Address | 103 Sawyer St | | | Address | 25 Nashua Rd | | | Email Reports | |
| | | | | | | | | Shipping Company | AECOM |
| City | New Bedford | State | MA | City | Bedford | State | NH | Tracking Number | |
| Postal Code | 02746 | Country | | Postal Code | | Country | | Cooler Count | 5 |
| Phone Number | | | | Phone Number | | | | Cooler Description | |
| Project Manager | Will Humphries | | | Quote Number | | | | Sampler 2 | |
| Email Address | | | | PO Number | | | | Sampler 3 | |

SAMPLE DETAILS — ANALYSIS REQUESTED — Filtered - F: Field, L: Lab, FL: Field & Lab, N: None

| Sample ID | Start Depth | End Depth | Depth Unit | Field Matrix | Date | Time (24hr) | G=Grab C=Comp | Total # Of Cont. | Fil. | PRESERV. | ANALYSIS: Benthic | | | | | | | | | | |
|---|---|---|---|---|---|---|---|---|---|---|---|---|---|---|---|---|---|---|---|---|---|
| S-245-20FSP20-02 | 0 | 8 | CM | SE | 2020/09/29 | 12:03 | G | 2 | | | X | | | | | | | | | | |
| S-245-20FSP20-03 | 0 | 8 | CM | SE | 2020/09/29 | 12:19 | G | 1 | | | X | | | | | | | | | | |
| S-245-20FSP20-04 | 0 | 8 | CM | SE | 2020/09/29 | 12:46 | G | 2 | | | H | | | | | | | | | | |
| S-247-20FSP20-02 | 0 | 9 | CM | SE | 2020/09/28 | 15:38 | G | 1 | | | X | | | | | | | | | | |
| S-247-20FSP20-03 | 0 | 9 | CM | SE | 2020/09/28 | 15:45 | G | 1 | | | X | | | | | | | | | | |
| S-247-20FSP20-04 | 0 | 9 | CM | SE | 2020/09/28 | 16:06 | G | 1 | | | H | | | | | | | | | | |
| S-249-20FSP20-02 | 0 | 8.5 | CM | SE | 2020/09/29 | 10:22 | G | 1 | | | X | | | | | | | | | | |
| S-249-20FSP20-03 | 0 | 8.5 | CM | SE | 2020/09/29 | 10:42 | G | 1 | | | X | | | | | | | | | | |
| S-249-20FSP20-04 | 0 | 9 | CM | SE | 2020/09/29 | 11:03 | G | 1 | | | H | | | | | | | | | | |
| S-253-20FSP20-02 | 0 | 9 | CM | SE | 2020/09/29 | 09:02 | G | 1 | | | X | | | | | | | | | | |

| ADDITIONAL COMMENTS/SPECIAL INSTRUCTIONS | RELINQUISHED BY/AFFILIATION | DATE/TIME | ACCEPTED BY/AFFILIATION | DATE/TIME |
|---|---|---|---|---|
| "H" denotes hold until further instruction | Holly Seldat AECOM | 10/5/20 1118 | [illegible] NAS | 10.05.20 11:20 |

| NB OF BOTTLES RETURNED/DESCRIPTION | | | | |
|---|---|---|---|---|
| | Sampler's Name | | Mobile # | 607-229-7790 |
| | Sampler's Signature | | Date/Time | 2020/10/05 |

| COC ID: | 20200925-Normandeau | TURNAROUND TIME: Standard | RUSH: |
|---|---|---|---|

| PROJECT/CLIENT INFO | | | | LABORATORY | | | | OTHER INFO | |
|---|---|---|---|---|---|---|---|---|---|
| Facility Name | New Bedford Harbor - LTM | | | Lab Name | Normandeau Associates, Inc. | | | Email Invoice To | maura.surprenant@aecom.com |
| Project Number | | | | Lab Contact | Hannah Proctor | | | Invoice Reports | |
| Department | | | | Email | | | | Email Report To | helen.jones@aecom.com |
| Address | 103 Sawyer St | | | Address | 25 Nashua Rd | | | Email Reports | |
| | | | | | | | | Shipping Company | AECOM |
| City | New Bedford | State | MA | City | Bedford | State | NH | Tracking Number | |
| Postal Code | 02746 | Country | | Postal Code | | Country | | Cooler Count | 5 |
| Phone Number | | | | Phone Number | | | | Cooler Description | |
| Project Manager | Will Humphries | | | Quote Number | | | | Sampler 2 | |
| Email Address | | | | PO Number | | | | Sampler 3 | |

SAMPLE DETAILS / ANALYSIS REQUESTED

Filtered - F: Field, L: Lab, FL: Field & Lab, N: None

| Sample ID | Start Depth | End Depth | Depth Unit | Field Matrix | Date | Time (24hr) | G=Grab C=Comp | Total # Of Cont. | Filt. | PRESERV. | ANALYSIS: Benthic |
|---|---|---|---|---|---|---|---|---|---|---|---|
| S-253-20FSP20-03 | 0 | 8.5 | CM | SE | 2020/09/29 | 09:17 | G | 1 | | | X |
| S-253-20FSP20-04 | 0 | 9 | CM | SE | 2020/09/29 | 09:28 | G | 1 | | | H |
| S-304-20FSP20-02 | 0 | 8 | CM | SE | 2020/09/28 | 10:18 | G | 1 | | | X |
| S-304-20FSP20-03 | 0 | 8 | CM | SE | 2020/09/28 | 10:28 | G | 1 | | | X |
| S-304-20FSP20-04 | 0 | 8 | CM | SE | 2020/09/28 | 10:39 | G | 1 | | | H |
| S-306-20FSP20-02 | 0 | 9 | CM | SE | 2020/09/28 | 12:38 | G | 1 | | | H |
| S-306-20FSP20-03 | 0 | 9 | CM | SE | 2020/09/28 | 12:59 | G | 3 | | | X |
| S-306-20FSP20-04 | 0 | 8.5 | CM | SE | 2020/09/28 | 13:14 | G | 2 | | | X |
| S-309-20FSP20-02 | 0 | 9 | CM | SE | 2020/09/28 | 13:45 | G | 1 | | | X |
| S-309-20FSP20-03 | 0 | 8 | CM | SE | 2020/09/28 | 13:57 | G | 1 | | | X |

| ADDITIONAL COMMENTS/SPECIAL INSTRUCTIONS | RELINQUISHED BY/AFFILIATION | DATE/TIME | ACCEPTED BY/AFFILIATION | DATE/TIME |
|---|---|---|---|---|
| "H" denotes hold until further instruction | Holly Sadat AECOM | 10/5/20 1118 | [illegible] NAJ | 10.05.20 11:20 |

| NB OF BOTTLES RETURNED/DESCRIPTION | | | | |
|---|---|---|---|---|
| | Sampler's Name | | Mobile # | 607-229-7790 |
| | Sampler's Signature | | Date/Time | 2020/10/05 |

| COC ID: | 20200925-Normandeau | TURNAROUND TIME: Standard | RUSH: |
|---|---|---|---|

| PROJECT/CLIENT INFO | | | | LABORATORY | | | | OTHER INFO | |
|---|---|---|---|---|---|---|---|---|---|
| Facility Name | New Bedford Harbor - LTM | | | Lab Name | Normandeau Associates, Inc. | | | Email Invoice To | maura.surprenant@aecom.com |
| Project Number | | | | Lab Contact | Hannah Proctor | | | Invoice Reports | |
| Department | | | | Email | | | | Email Report To | helen.jones@aecom.com |
| Address | 103 Sawyer St | | | Address | 25 Nashua Rd | | | Email Reports | |
| | | | | | | | | Shipping Company | AECOM |
| City | New Bedford | State | MA | City | Bedford | State | NH | Tracking Number | |
| Postal Code | 02746 | Country | | Postal Code | | Country | | Cooler Count | 5 |
| Phone Number | | | | Phone Number | | | | Cooler Description | |
| Project Manager | Will Humphries | | | Quote Number | | | | Sampler 2 | |
| Email Address | | | | PO Number | | | | Sampler 3 | |

SAMPLE DETAILS / ANALYSIS REQUESTED

Filtered - F: Field, L: Lab, FL: Field & Lab, N: None

| Sample ID | Start Depth | End Depth | Depth Unit | Field Matrix | Date | Time (24hr) | G=Grab C=Comp | Total # Of Cont. | Filt. | PRESERV. | ANALYSIS: Benthic |
|---|---|---|---|---|---|---|---|---|---|---|---|
| S-309-20FSP20-04 | 0 | 8 | CM | SE | 2020/09/28 | 14:26 | G | 1 | | | H |
| S-310-20FSP20-02 | 0 | 9 | CM | SE | 2020/09/28 | 12:17 | G | 1 | | | X |
| S-310-20FSP20-03 | 0 | 9 | CM | SE | 2020/09/28 | 12:17 | G | 1 | | | X |
| S-310-20FSP20-04 | 0 | 9 | CM | SE | 2020/09/28 | 12:42 | G | 1 | | | H |
| S-311-20FSP20-02 | 0 | 9.5 | CM | SE | 2020/09/28 | 11:25 | G | 1 | | | X |
| S-311-20FSP20-03 | 0 | 9 | CM | SE | 2020/09/28 | 11:43 | G | 1 | | | X |
| S-311-20FSP20-04 | 0 | 9 | CM | SE | 2020/09/28 | 11:57 | G | 1 | | | H |
| S-317-20FSP20-02 | 0 | 10 | CM | SE | 2020/09/28 | 14:04 | G | 1 | | | X |
| S-317-20FSP20-03 | 0 | 10 | CM | SE | 2020/09/28 | 14:16 | G | 1 | | | X |
| S-317-20FSP20-04 | 0 | 10 | CM | SE | 2020/09/28 | 14:27 | G | 1 | | | H |

| ADDITIONAL COMMENTS/SPECIAL INSTRUCTIONS | RELINQUISHED BY/AFFILIATION | DATE/TIME | ACCEPTED BY/AFFILIATION | DATE/TIME |
|---|---|---|---|---|
| "H" denotes hold until further instruction | Hally Schlat AECOM | 10/5/20 1118 | J Faulk NAI | 10.05.20 11:20 |

| NB OF BOTTLES RETURNED/DESCRIPTION | | | | |
|---|---|---|---|---|
| | Sampler's Name | | Mobile # | 607-229-7790 |
| | Sampler's Signature | | Date/Time | 2020/10/05 |

| COC ID: | 20200925-Normandeau | TURNAROUND TIME: Standard | RUSH: |
|---|---|---|---|

| PROJECT/CLIENT INFO | | | | LABORATORY | | | | OTHER INFO | |
|---|---|---|---|---|---|---|---|---|---|
| Facility Name | New Bedford Harbor - LTM | | | Lab Name | Normandeau Associates, Inc. | | | Email Invoice To | maura.surprenant@aecom.com |
| Project Number | | | | Lab Contact | Hannah Proctor | | | Invoice Reports | |
| Department | | | | Email | | | | Email Report To | helen.jones@aecom.com |
| Address | 103 Sawyer St | | | Address | 25 Nashua Rd | | | Email Reports | |
| | | | | | | | | Shipping Company | AECOM |
| City | New Bedford | State | MA | City | Bedford | State | NH | Tracking Number | |
| Postal Code | 02746 | Country | | Postal Code | | Country | | Cooler Count | 5 |
| Phone Number | | | | Phone Number | | | | Cooler Description | |
| Project Manager | Will Humphries | | | Quote Number | | | | Sampler 2 | |
| Email Address | | | | PO Number | | | | Sampler 3 | |

SAMPLE DETAILS / ANALYSIS REQUESTED

Filtered - F: Field, L: Lab, FL: Field & Lab, N: None

| Sample ID | Start Depth | End Depth | Depth Unit | Field Matrix | Date | Time (24hr) | G=Grab C=Comp | Total # Of Cont. | Filt. | PRESERV. | ANALYSIS: Benthic |
|---|---|---|---|---|---|---|---|---|---|---|---|
| S-318-20FSP20-02 | 0 | 8.5 | CM | SE | 2020/09/28 | 09:49 | G | 2 | | | X |
| S-318-20FSP20-03 | 0 | 8 | CM | SE | 2020/09/28 | 10:11 | G | 1 | | | X |
| S-318-20FSP20-04 | 0 | 8.5 | CM | SE | 2020/09/28 | 10:21 | G | 1 | | | H |
| S-323-20FSP20-02 | 0 | 9 | CM | SE | 2020/09/25 | 11:45 | G | 1 | | | X |
| S-323-20FSP20-03 | 0 | 10 | CM | SE | 2020/09/25 | 11:54 | G | 1 | | | X |
| S-323-20FSP20-04 | 0 | 10 | CM | SE | 2020/09/25 | 12:32 | G | 1 | | | H |
| S-324-20FSP20-02 | 0 | 10 | CM | SE | 2020/09/25 | 10:40 | G | 1 | | | X |
| S-324-20FSP20-03 | 0 | 10 | CM | SE | 2020/09/25 | 10:52 | G | 1 | | | X |
| S-324-20FSP20-04 | 0 | 10 | CM | SE | 2020/09/25 | 11:06 | G | 1 | | | H |
| S-325-20FSP20-02 | 0 | 10 | CM | SE | 2020/09/25 | 09:37 | G | 1 | | | X |

| ADDITIONAL COMMENTS/SPECIAL INSTRUCTIONS | RELINQUISHED BY/AFFILIATION | DATE/TIME | ACCEPTED BY/AFFILIATION | DATE/TIME |
|---|---|---|---|---|
| "H" denotes hold until further instruction | Haley Stobbart AECOM | 10/5/20 1118 | [illegible] NAI | 10.05.20 11:20 |

| NB OF BOTTLES RETURNED/DESCRIPTION | | | | |
|---|---|---|---|---|
| | Sampler's Name | | Mobile # | 607-229-7790 |
| | Sampler's Signature | | Date/Time | 2020/10/05 |

| COC ID: | 20200925-Normandeau | TURNAROUND TIME: Standard | RUSH: |
|---|---|---|---|

| PROJECT/CLIENT INFO | | | | LABORATORY | | | | OTHER INFO | |
|---|---|---|---|---|---|---|---|---|---|
| Facility Name | New Bedford Harbor - LTM | | | Lab Name | Normandeau Associates, Inc. | | | Email Invoice To | maura.surprenant@aecom.com |
| Project Number | | | | Lab Contact | Hannah Proctor | | | Invoice Reports | |
| Department | | | | Email | | | | Email Report To | helen.jones@aecom.com |
| Address | 103 Sawyer St | | | Address | 25 Nashua Rd | | | Email Reports | |
| | | | | | | | | Shipping Company | AECOM |
| City | New Bedford | State | MA | City | Bedford | State | NH | Tracking Number | |
| Postal Code | 02746 | Country | | Postal Code | | Country | | Cooler Count | 5 |
| Phone Number | | | | Phone Number | | | | Cooler Description | |
| Project Manager | Will Humphries | | | Quote Number | | | | Sampler 2 | |
| Email Address | | | | PO Number | | | | Sampler 3 | |

SAMPLE DETAILS / ANALYSIS REQUESTED

Filtered - F: Field, L: Lab, FL: Field & Lab, N: None

| Sample ID | Start Depth | End Depth | Depth Unit | Field Matrix | Date | Time (24hr) | G=Grab C=Comp | Total # Of Cont. | Filt. | PRESERV. | ANALYSIS | Benthic | | | | | | | | | | | |
|---|---|---|---|---|---|---|---|---|---|---|---|---|---|---|---|---|---|---|---|---|---|---|---|
| S-325-20FSP20-03 | 0 | 10 | CM | SE | 2020/09/25 | 09:49 | G | 1 | | | | X | | | | | | | | | | | |
| S-325-20FSP20-04 | 0 | 10 | CM | SE | 2020/09/25 | 10:03 | G | 1 | | | | H | | | | | | | | | | | |
| S-331-20FSP20-02 | 0 | 10 | CM | SE | 2020/09/25 | 13:19 | G | 1 | | | | X | | | | | | | | | | | |
| S-331-20FSP20-03 | 0 | 10 | CM | SE | 2020/09/25 | 13:26 | G | 2 | | | | X | | | | | | | | | | | |
| S-331-20FSP20-04 | 0 | 10 | CM | SE | 2020/09/25 | 13:45 | G | 1 | | | | H | | | | | | | | | | | |
| S-332-20FSP20-02 | 0 | 10 | CM | SE | 2020/09/25 | 13:42 | G | 1 | | | | X | | | | | | | | | | | |
| S-332-20FSP20-03 | 0 | 10 | CM | SE | 2020/09/25 | 13:59 | G | 1 | | | | X | | | | | | | | | | | |
| S-332-20FSP20-04 | 0 | 10 | CM | SE | 2020/09/25 | 14:13 | G | 1 | | | | H | | | | | | | | | | | |
| S-333-20FSP20-02 | 0 | 8.5 | CM | SE | 2020/09/25 | 11:05 | G | 2 | | | | X | | | | | | | | | | | |
| S-333-20FSP20-03 | 0 | 8.5 | CM | SE | 2020/09/25 | 11:19 | G | 2 | | | | X | | | | | | | | | | | |

| ADDITIONAL COMMENTS/SPECIAL INSTRUCTIONS | RELINQUISHED BY/AFFILIATION | DATE/TIME | ACCEPTED BY/AFFILIATION | DATE/TIME |
|---|---|---|---|---|
| "H" denotes hold until further instruction | Holly Sidlat AECOM | 10/5/20 1116 | J Tuckerbrook NAI | 10.05.20 11:20 |

NB OF BOTTLES RETURNED/DESCRIPTION

| | | | |
|---|---|---|---|
| Sampler's Name | | Mobile # | 607-229-7790 |
| Sampler's Signature | | Date/Time | 2020/10/05 |

| COC ID: | 20200925-Normandeau | TURNAROUND TIME: Standard | RUSH: |
|---|---|---|---|

| PROJECT/CLIENT INFO | | | | LABORATORY | | | | OTHER INFO | |
|---|---|---|---|---|---|---|---|---|---|
| Facility Name | New Bedford Harbor - LTM | | | Lab Name | Normandeau Associates, Inc. | | | Email Invoice To | maura.surprenant@aecom.com |
| Project Number | | | | Lab Contact | Hannah Proctor | | | Invoice Reports | |
| Department | | | | Email | | | | Email Report To | helen.jones@aecom.com |
| Address | 103 Sawyer St | | | Address | 25 Nashua Rd | | | Email Reports | |
| | | | | | | | | Shipping Company | AECOM |
| City | New Bedford | State | MA | City | Bedford | State | NH | Tracking Number | |
| Postal Code | 02746 | Country | | Postal Code | | Country | | Cooler Count | 5 |
| Phone Number | | | | Phone Number | | | | Cooler Description | |
| Project Manager | Will Humphries | | | Quote Number | | | | Sampler 2 | |
| Email Address | | | | PO Number | | | | Sampler 3 | |

SAMPLE DETAILS / ANALYSIS REQUESTED

Filtered - F: Field, L: Lab, FL: Field & Lab, N: None

| Sample ID | Start Depth | End Depth | Depth Unit | Field Matrix | Date | Time (24hr) | G=Grab C=Comp | Total # Of Cont. | Benthic |
|---|---|---|---|---|---|---|---|---|---|
| S-333-20FSP20-04 | 0 | 8.5 | CM | SE | 2020/09/25 | 11:39 | G | 2 | H |
| S-334-20FSP20-02 | 0 | 10 | CM | SE | 2020/09/25 | 12:22 | G | 1 | X |
| S-334-20FSP20-03 | 0 | 10 | CM | SE | 2020/09/25 | 12:40 | G | 1 | X |
| S-334-20FSP20-04 | 0 | 10 | CM | SE | 2020/09/25 | 12:59 | G | 1 | H |
| S-340-20FSP20-02 | 0 | 10 | CM | SE | 2020/09/25 | 09:39 | G | 1 | X |
| S-340-20FSP20-03 | 0 | 10 | CM | SE | 2020/09/25 | 09:53 | G | 1 | X |
| S-340-20FSP20-04 | 0 | 10 | CM | SE | 2020/09/25 | 10:10 | G | 1 | H |
| S-250-20FSP20-02 | 0 | 8.5 | CM | SE | 2020/09/28 | 15:42 | G | 1 | X |
| S-250-20FSP20-03 | 0 | 9.5 | CM | SE | 2020/09/28 | 15:53 | G | 1 | X |
| S-250-20FSP20-04 | 0 | 9.5 | CM | SE | 2020/09/28 | 16:07 | G | 1 | H |

| ADDITIONAL COMMENTS/SPECIAL INSTRUCTIONS | RELINQUISHED BY/AFFILIATION | DATE/TIME | ACCEPTED BY/AFFILIATION | DATE/TIME |
|---|---|---|---|---|
| "H" denotes hold until further instruction | Haley Sullivan AECOM | 10/5/20 11:15 | L Bailey NAI | 10.05.20 11:20 |

NB OF BOTTLES RETURNED/DESCRIPTION

| | | | |
|---|---|---|---|
| Sampler's Name | | Mobile # | 607-229-7790 |
| Sampler's Signature | | Date/Time | 2020/10/05 |

| COC ID: | 20201001-Normandeau | TURNAROUND TIME: | Standard | RUSH: |
|---|---|---|---|---|

| PROJECT/CLIENT INFO | | | | LABORATORY | | | | OTHER INFO | |
|---|---|---|---|---|---|---|---|---|---|
| Facility Name | New Bedford Harbor - LTM | | | Lab Name | Normandeau Associates, Inc. | | | Email Invoice To | maura.surprenant@aecom.com |
| Project Number | | | | Lab Contact | Hannah Proctor | | | Invoice Reports | |
| Department | | | | Email | | | | Email Report To | helen.jones@aecom.com |
| Address | 103 Sawyer St | | | Address | 25 Nashua Rd | | | Email Reports | |
| | | | | | | | | Shipping Company | AECOM |
| City | New Bedford | State | MA | City | Bedford | State | NH | Tracking Number | |
| Postal Code | 02746 | Country | | Postal Code | | Country | | Cooler Count | 1 |
| Phone Number | | | | Phone Number | | | | Cooler Description | |
| Project Manager | Will Humphries | | | Quote Number | | | | Sampler 2 | |
| Email Address | | | | PO Number | | | | Sampler 3 | |

SAMPLE DETAILS / ANALYSIS REQUESTED

Filtered - F: Field, L: Lab, FL: Field & Lab, N: None

| Sample ID | Start Depth | End Depth | Depth Unit | Field Matrix | Date | Time (24hr) | G=Grab C=Comp | Total # Of Cont. | Filt. | PRESERV. | ANALYSIS: Benthic |
|---|---|---|---|---|---|---|---|---|---|---|---|
| S-218-20FSP20-02 | 0 | 8 | CM | SE | 2020/10/01 | 09:18 | G | 2 | | | X |
| S-218-20FSP20-03 | 0 | 8 | CM | SE | 2020/10/01 | 09:30 | G | 2 | | | X |
| S-218-20FSP20-04 | 0 | 9 | CM | SE | 2020/10/01 | 10:01 | G | 2 | | | H |
| S-220-20FSP20-02 | 0 | 10 | CM | SE | 2020/10/02 | 11:57 | G | 1 | | | X |
| S-220-20FSP20-03 | 0 | 10 | CM | SE | 2020/10/02 | 12:04 | G | 1 | | | X |
| S-220-20FSP20-04 | 0 | 10 | CM | SE | 2020/10/02 | 12:19 | G | 1 | | | H |
| S-221-20FSP20-02 | 0 | 9 | CM | SE | 2020/10/02 | 08:22 | G | 1 | | | X |
| S-221-20FSP20-03 | 0 | 8 | CM | SE | 2020/10/02 | 08:40 | G | 1 | | | X |
| S-221-20FSP20-04 | 0 | 8 | CM | SE | 2020/10/02 | 08:59 | G | 1 | | | H |
| S-222-20FSP20-02 | 0 | 9 | CM | SE | 2020/10/02 | 09:58 | G | 1 | | | X |

| ADDITIONAL COMMENTS/SPECIAL INSTRUCTIONS | RELINQUISHED BY/AFFILIATION | DATE/TIME | ACCEPTED BY/AFFILIATION | DATE/TIME |
|---|---|---|---|---|
| "H" denotes hold until further instruction | Holly Sulebat AECOM | 10/5/20 1118 | J T Bullock NAI | 10.5.20 11:20 |

| NB OF BOTTLES RETURNED/DESCRIPTION | | | | |
|---|---|---|---|---|
| | Sampler's Name | | Mobile # | 607-229-7790 |
| | Sampler's Signature | | Date/Time | 2020/10/05 |

| COC ID: | 20201001-Normandeau | TURNAROUND TIME: Standard | RUSH: |
|---|---|---|---|

| PROJECT/CLIENT INFO | | | | LABORATORY | | | | OTHER INFO | |
|---|---|---|---|---|---|---|---|---|---|
| Facility Name | New Bedford Harbor - LTM | | | Lab Name | Normandeau Associates, Inc. | | | Email Invoice To | maura.surprenant@aecom.com |
| Project Number | | | | Lab Contact | Hannah Proctor | | | Invoice Reports | |
| Department | | | | Email | | | | Email Report To | helen.jones@aecom.com |
| Address | 103 Sawyer St | | | Address | 25 Nashua Rd | | | Email Reports | |
| | | | | | | | | Shipping Company | AECOM |
| City | New Bedford | State | MA | City | Bedford | State | NH | Tracking Number | |
| Postal Code | 02746 | Country | | Postal Code | | Country | | Cooler Count | 1 |
| Phone Number | | | | Phone Number | | | | Cooler Description | |
| Project Manager | Will Humphries | | | Quote Number | | | | Sampler 2 | |
| Email Address | | | | PO Number | | | | Sampler 3 | |

SAMPLE DETAILS / ANALYSIS REQUESTED

Filtered - F: Field, L: Lab, FL: Field & Lab, N: None

| Sample ID | Start Depth | End Depth | Depth Unit | Field Matrix | Date | Time (24hr) | G=Grab C=Comp | Total # Of Cont. | Fil. | PRESERV. | ANALYSIS: Benthic |
|---|---|---|---|---|---|---|---|---|---|---|---|
| S-222-20FSP20-03 | 0 | 10 | CM | SE | 2020/10/02 | 10:08 | G | 1 | | | X |
| S-222-20FSP20-04 | 0 | 8 | CM | SE | 2020/10/02 | 10:46 | G | 1 | | | H |
| S-224-20FSP20-02 | 0 | 8.5 | CM | SE | 2020/10/02 | 09:54 | G | 1 | | | X |
| S-224-20FSP20-03 | 0 | 10 | CM | SE | 2020/10/02 | 10:06 | G | 1 | | | X |
| S-224-20FSP20-04 | 0 | 9 | CM | SE | 2020/10/02 | 10:16 | G | 1 | | | H |
| S-225-20FSP20-02 | 0 | 9 | CM | SE | 2020/10/02 | 08:52 | G | 1 | | | X |
| S-225-20FSP20-03 | 0 | 9 | CM | SE | 2020/10/02 | 09:15 | G | 1 | | | X |
| S-225-20FSP20-04 | 0 | 8.5 | CM | SE | 2020/10/02 | 09:25 | G | 1 | | | H |
| S-226-20FSP20-02 | 0 | 9 | CM | SE | 2020/10/01 | 15:18 | G | 1 | | | X |
| S-226-20FSP20-03 | 0 | 9 | CM | SE | 2020/10/01 | 15:25 | G | 1 | | | X |

| ADDITIONAL COMMENTS/SPECIAL INSTRUCTIONS | RELINQUISHED BY/AFFILIATION | DATE/TIME | ACCEPTED BY/AFFILIATION | DATE/TIME |
|---|---|---|---|---|
| "H" denotes hold until further instruction | Haley Sulchak AECOM | 10/5/2011 | [illegible] NAI | 10.05.20 11:20 |

NB OF BOTTLES RETURNED/DESCRIPTION

| | | | |
|---|---|---|---|
| Sampler's Name | | Mobile # | 607-229-7790 |
| Sampler's Signature | | Date/Time | 2020/10/05 |

| COC ID: | 20201001-Normandeau | TURNAROUND TIME: Standard | RUSH: |
|---|---|---|---|

| PROJECT/CLIENT INFO | | | | LABORATORY | | | | OTHER INFO | |
|---|---|---|---|---|---|---|---|---|---|
| Facility Name | New Bedford Harbor - LTM | | | Lab Name | Normandeau Associates, Inc. | | | Email Invoice To | maura.surprenant@aecom.com |
| Project Number | | | | Lab Contact | Hannah Proctor | | | Invoice Reports | |
| Department | | | | Email | | | | Email Report To | helen.jones@aecom.com |
| Address | 103 Sawyer St | | | Address | 25 Nashua Rd | | | Email Reports | |
| | | | | | | | | Shipping Company | AECOM |
| City | New Bedford | State | MA | City | Bedford | State | NH | Tracking Number | |
| Postal Code | 02746 | Country | | Postal Code | | Country | | Cooler Count | 1 |
| Phone Number | | | | Phone Number | | | | Cooler Description | |
| Project Manager | Will Humphries | | | Quote Number | | | | Sampler 2 | |
| Email Address | | | | PO Number | | | | Sampler 3 | |

SAMPLE DETAILS / ANALYSIS REQUESTED

Filtered - F: Field, L: Lab, FL: Field & Lab, N: None

| Sample ID | Start Depth | End Depth | Depth Unit | Field Matrix | Date | Time (24hr) | G=Grab C=Comp | Total # Of Cont. | Filt. | PRESERV. | ANALYSIS: Benthic |
|---|---|---|---|---|---|---|---|---|---|---|---|
| S-226-20FSP20-04 | 0 | 9 | CM | SE | 2020/10/01 | 15:45 | G | 1 | | | H |
| S-227-20FSP20-02 | 0 | 8 | CM | SE | 2020/10/01 | 13:50 | G | 2 | | | X |
| S-227-20FSP20-03 | 0 | 8 | CM | SE | 2020/10/01 | 14:03 | G | 1 | | | X |
| S-227-20FSP20-04 | 0 | 9 | CM | SE | 2020/10/01 | 14:25 | G | 2 | | | H |
| S-230-20FSP20-02 | 0 | 9.5 | CM | SE | 2020/10/01 | 14:15 | G | 1 | | | X |
| S-230-20FSP20-03 | 0 | 8.5 | CM | SE | 2020/10/01 | 14:26 | G | 1 | | | X |
| S-230-20FSP20-04 | 0 | 9.5 | CM | SE | 2020/10/01 | 14:43 | G | 1 | | | H |
| S-231-20FSP20-02 | 0 | 10 | CM | SE | 2020/10/01 | 15:33 | G | 1 | | | X |
| S-231-20FSP20-03 | 0 | 9.5 | CM | SE | 2020/10/01 | 15:43 | G | 1 | | | X |
| S-231-20FSP20-04 | 0 | 9 | CM | SE | 2020/10/01 | 15:55 | G | 1 | | | H |

| ADDITIONAL COMMENTS/SPECIAL INSTRUCTIONS | RELINQUISHED BY/AFFILIATION | DATE/TIME | ACCEPTED BY/AFFILIATION | DATE/TIME |
|---|---|---|---|---|
| "H" denotes hold until further instruction | Holly Sidat AECOM | 10/5/20 11:18 | [illegible] UAI | 10.05.20 11:20 |

NB OF BOTTLES RETURNED/DESCRIPTION

| | | | |
|---|---|---|---|
| Sampler's Name | | Mobile # | 607-229-7790 |
| Sampler's Signature | | Date/Time | 2020/10/05 |

**COC ID:** 20201001-Normandeau **TURNAROUND TIME:** Standard **RUSH:**

| PROJECT/CLIENT INFO | | | | LABORATORY | | | | OTHER INFO | |
|---|---|---|---|---|---|---|---|---|---|
| Facility Name | New Bedford Harbor - LTM | | | Lab Name | Normandeau Associates, Inc. | | | Email Invoice To | maura.surprenant@aecom.com |
| Project Number | | | | Lab Contact | Hannah Proctor | | | Invoice Reports | |
| Department | | | | Email | | | | Email Report To | helen.jones@aecom.com |
| Address | 103 Sawyer St | | | Address | 25 Nashua Rd | | | Email Reports | |
| | | | | | | | | Shipping Company | AECOM |
| City | New Bedford | State | MA | City | Bedford | State | NH | Tracking Number | |
| Postal Code | 02746 | Country | | Postal Code | | Country | | Cooler Count | 1 |
| Phone Number | | | | Phone Number | | | | Cooler Description | |
| Project Manager | Will Humphries | | | Quote Number | | | | Sampler 2 | |
| Email Address | | | | PO Number | | | | Sampler 3 | |

**SAMPLE DETAILS** / **ANALYSIS REQUESTED** — Filtered - F: Field, L: Lab, FL: Field & Lab, N: None

| Sample ID | Start Depth | End Depth | Depth Unit | Field Matrix | Date | Time (24hr) | G=Grab C=Comp | Total # Of Cont. | Fil. | PRESERV. | ANALYSIS: Benthic |
|---|---|---|---|---|---|---|---|---|---|---|---|
| S-235-20FSP20-02 | 0 | 10 | CM | SE | 2020/10/01 | 12:53 | G | 1 | | | X |
| S-235-20FSP20-03 | 0 | 9 | CM | SE | 2020/10/01 | 13:06 | G | 1 | | | X |
| S-235-20FSP20-04 | 0 | 10 | CM | SE | 2020/10/01 | 13:16 | G | 1 | | | H |
| S-236-20FSP20-02 | 0 | 9 | CM | SE | 2020/10/01 | 11:59 | G | 1 | | | X |
| S-236-20FSP20-03 | 0 | 8.5 | CM | SE | 2020/10/01 | 12:11 | G | 1 | | | X |
| S-236-20FSP20-04 | 0 | 8.5 | CM | SE | 2020/10/01 | 12:25 | G | 1 | | | H |
| S-237-20FSP20-02 | 0 | 8.5 | CM | SE | 2020/10/01 | 10:09 | G | 1 | | | X |
| S-237-20FSP20-03 | 0 | 9 | CM | SE | 2020/10/01 | 10:28 | G | 1 | | | X |
| S-237-20FSP20-04 | 0 | 8 | CM | SE | 2020/10/01 | 11:03 | G | 1 | | | H |

| ADDITIONAL COMMENTS/SPECIAL INSTRUCTIONS | RELINQUISHED BY/AFFILIATION | DATE/TIME | ACCEPTED BY/AFFILIATION | DATE/TIME |
|---|---|---|---|---|
| "H" denotes hold until further instruction | Helly Schlect AECOM | 10/5/20 1118 | J Bellino NAI | 10.05.20 11:20 |

**NB OF BOTTLES RETURNED/DESCRIPTION**

| | | | |
|---|---|---|---|
| Sampler's Name | | Mobile # | 607-229-7790 |
| Sampler's Signature | | Date/Time | 2020/10/05 |

**COC ID:** 20200921-GeoTest **TURNAROUND TIME:** Standard **RUSH:**

| PROJECT/CLIENT INFO | | | | LABORATORY | | | | OTHER INFO | |
|---|---|---|---|---|---|---|---|---|---|
| Facility Name | New Bedford Harbor - LTM | | | Lab Name | GeoTesting Express | | | Email Invoice To | maura.surprenant@aecom.com |
| Project Number | | | | Lab Contact | | | | Invoice Reports | |
| Department | | | | Email | | | | Email Report To | helen.jones@aecom.com |
| Address | 103 Sawyer St | | | Address | 125 Nagog Park | | | Email Reports | |
| | | | | | | | | Shipping Company | AECOM |
| City | New Bedford | State | MA | City | Acton | State | MA | Tracking Number | |
| Postal Code | 02746 | Country | | Postal Code | | Country | | Cooler Count | 2 |
| Phone Number | | | | Phone Number | | | | Cooler Description | |
| Project Manager | Will Humphries | | | Quote Number | | | | Sampler 2 | |
| Email Address | | | | PO Number | | | | Sampler 3 | |

**SAMPLE DETAILS** / **ANALYSIS REQUESTED** — Filtered - F: Field, L: Lab, FL: Field & Lab, N: None

| Sample ID | Start Depth | End Depth | Depth Unit | Field Matrix | Date | Time (24hr) | G=Grab C=Comp | Total # Of Cont. | Filt. | PRESERV. | ANALYSIS: Grainsize with hydrometer - ASTM D6913/ ASTM D7928 |
|---|---|---|---|---|---|---|---|---|---|---|---|
| S-105-20FSP20-01 | 0 | 2 | CM | SE | 2020/09/21 | 09:25 | G | 1 | | | X |
| S-105-20FSP20-02 | 0 | 10 | CM | SE | 2020/09/21 | 10:25 | G | 1 | | | X |
| S-105-20FSP20-03 | 0 | 10 | CM | SE | 2020/09/21 | 11:01 | G | 1 | | | X |
| S-105-20FSP20-04 | 0 | 10 | CM | SE | 2020/09/21 | 11:20 | G | 1 | | | X |
| S-108-20FSP20-01 | 0 | 2 | CM | SE | 2020/09/21 | 09:29 | G | 1 | | | X |
| S-108-20FSP20-02 | 0 | 10 | CM | SE | 2020/09/21 | 10:02 | G | 1 | | | X |
| S-108-20FSP20-03 | 0 | 10 | CM | SE | 2020/09/21 | 10:14 | G | 1 | | | X |
| S-108-20FSP20-04 | 0 | 10 | CM | SE | 2020/09/21 | 10:35 | G | 1 | | | X |
| S-109-20FSP20-01 | 0 | 2 | CM | SE | 2020/09/21 | 11:02 | G | 1 | | | X |
| S-109-20FSP20-02 | 0 | 10 | CM | SE | 2020/09/21 | 11:18 | G | 1 | | | X |

| ADDITIONAL COMMENTS/SPECIAL INSTRUCTIONS | RELINQUISHED BY/AFFILIATION | DATE/TIME | ACCEPTED BY/AFFILIATION | DATE/TIME |
|---|---|---|---|---|
| "H" denotes hold until further instruction | Helen A J AECOM | 10/5/20 1300 | [illegible] GTX | 10/5/20 1330 |

**NB OF BOTTLES RETURNED/DESCRIPTION**

| | | | |
|---|---|---|---|
| Sampler's Name | H Jones | Mobile # | 607-229-7790 |
| Sampler's Signature | Helen A J | Date/Time | 2020/10/02 |

**COC ID:** 20200921-GeoTest | **TURNAROUND TIME:** Standard | **RUSH:**

| PROJECT/CLIENT INFO | | | | LABORATORY | | | | OTHER INFO | |
|---|---|---|---|---|---|---|---|---|---|
| Facility Name | New Bedford Harbor - LTM | | | Lab Name | GeoTesting Express | | | Email Invoice To | maura.surprenant@aecom.com |
| Project Number | | | | Lab Contact | | | | Invoice Reports | |
| Department | | | | Email | | | | Email Report To | helen.jones@aecom.com |
| Address | 103 Sawyer St | | | Address | 125 Nagog Park | | | Email Reports | |
| | | | | | | | | Shipping Company | AECOM |
| City | New Bedford | State | MA | City | Acton | State | MA | Tracking Number | |
| Postal Code | 02746 | Country | | Postal Code | | Country | | Cooler Count | 2 |
| Phone Number | | | | Phone Number | | | | Cooler Description | |
| Project Manager | Will Humphries | | | Quote Number | | | | Sampler 2 | |
| Email Address | | | | PO Number | | | | Sampler 3 | |

**SAMPLE DETAILS** / **ANALYSIS REQUESTED** — Filtered - F: Field, L: Lab, FL: Field & Lab, N: None

| Sample ID | Start Depth | End Depth | Depth Unit | Field Matrix | Date | Time (24hr) | G=Grab C=Comp | Total # Of Cont. | Filt. | PRESERV. | ANALYSIS: Grainsize with hydrometer - ASTM D6913/ ASTM D7928 |
|---|---|---|---|---|---|---|---|---|---|---|---|
| S-109-20FSP20-03 | 0 | 10 | CM | SE | 2020/09/21 | 11:33 | G | 1 | | | X |
| S-109-20FSP20-04 | 0 | 10 | CM | SE | 2020/09/21 | 11:51 | G | 1 | | | X |
| S-111-20FSP20-01 | 0 | 2 | CM | SE | 2020/09/21 | 11:30 | G | 1 | | | X |
| S-111-20FSP20-02 | 0 | 10 | CM | SE | 2020/09/21 | 12:00 | G | 1 | | | X |
| S-111-20FSP20-03 | 0 | 10 | CM | SE | 2020/09/21 | 12:10 | G | 1 | | | X |
| S-111-20FSP20-04 | 0 | 10 | CM | SE | 2020/09/21 | 12:45 | G | 1 | | | X |
| S-114-20FSP20-01 | 0 | 2 | CM | SE | 2020/09/21 | 12:23 | G | 1 | | | X |
| S-114-20FSP20-02 | 0 | 10 | CM | SE | 2020/09/21 | 12:46 | G | 1 | | | X |
| S-114-20FSP20-03 | 0 | 10 | CM | SE | 2020/09/21 | 13:02 | G | 1 | | | X |
| S-114-20FSP20-04 | 0 | 10 | CM | SE | 2020/09/21 | 13:15 | G | 1 | | | X |

| ADDITIONAL COMMENTS/SPECIAL INSTRUCTIONS | RELINQUISHED BY/AFFILIATION | DATE/TIME | ACCEPTED BY/AFFILIATION | DATE/TIME |
|---|---|---|---|---|
| "H" denotes hold until further instruction | Helen A T AECOM | 10/5/20 1300 | [illegible] GTX | 10/5/20 1338 |

**NB OF BOTTLES RETURNED/DESCRIPTION**

| | | | |
|---|---|---|---|
| Sampler's Name | H Jones | Mobile # | 607-229-7790 |
| Sampler's Signature | Helen A T | Date/Time | 2020/10/02 |

**COC ID:** 20200921-GeoTest **TURNAROUND TIME:** Standard **RUSH:**

| PROJECT/CLIENT INFO | | | | LABORATORY | | | | OTHER INFO | |
|---|---|---|---|---|---|---|---|---|---|
| Facility Name | New Bedford Harbor - LTM | | | Lab Name | GeoTesting Express | | | Email Invoice To | maura.surprenant@aecom.com |
| Project Number | | | | Lab Contact | | | | Invoice Reports | |
| Department | | | | Email | | | | Email Report To | helen.jones@aecom.com |
| Address | 103 Sawyer St | | | Address | 125 Nagog Park | | | Email Reports | |
| | | | | | | | | Shipping Company | AECOM |
| City | New Bedford | State | MA | City | Acton | State | MA | Tracking Number | |
| Postal Code | 02746 | Country | | Postal Code | | Country | | Cooler Count | 2 |
| Phone Number | | | | Phone Number | | | | Cooler Description | |
| Project Manager | Will Humphries | | | Quote Number | | | | Sampler 2 | |
| Email Address | | | | PO Number | | | | Sampler 3 | |

**SAMPLE DETAILS** / **ANALYSIS REQUESTED** — Filtered - F: Field, L: Lab, FL: Field & Lab, N: None

| Sample ID | Start Depth | End Depth | Depth Unit | Field Matrix | Date | Time (24hr) | G=Grab C=Comp | Total # Of Cont. | Filt. | PRESERV. | ANALYSIS: Grainsize with hydrometer - ASTM D6913/ ASTM D7928 |
|---|---|---|---|---|---|---|---|---|---|---|---|
| S-115-20FSP20-01 | 0 | 2 | CM | SE | 2020/09/21 | 13:15 | G | 1 | | | X |
| S-115-20FSP20-02 | 0 | 10 | CM | SE | 2020/09/21 | 13:39 | G | 1 | | | X |
| S-115-20FSP20-03 | 0 | 10 | CM | SE | 2020/09/21 | 13:57 | G | 1 | | | X |
| S-115-20FSP20-04 | 0 | 10 | CM | SE | 2020/09/21 | 14:23 | G | 1 | | | X |
| S-117-20FSP20-01 | 0 | 2 | CM | SE | 2020/09/21 | 14:03 | G | 1 | | | X |
| S-117-20FSP20-02 | 0 | 9 | CM | SE | 2020/09/21 | 14:16 | G | 1 | | | X |
| S-117-20FSP20-03 | 0 | 9 | CM | SE | 2020/09/21 | 14:39 | G | 1 | | | X |
| S-117-20FSP20-04 | 0 | 10 | CM | SE | 2020/09/21 | 14:54 | G | 1 | | | X |
| S-120-20FSP20-01 | 0 | 2 | CM | SE | 2020/09/21 | 14:55 | G | 1 | | | X |
| S-120-20FSP20-02 | 0 | 10 | CM | SE | 2020/09/21 | 15:24 | G | 1 | | | X |

| ADDITIONAL COMMENTS/SPECIAL INSTRUCTIONS | RELINQUISHED BY/AFFILIATION | DATE/TIME | ACCEPTED BY/AFFILIATION | DATE/TIME |
|---|---|---|---|---|
| "H" denotes hold until further instruction | [illegible] | 10/5/20 1300 | [illegible] GTX | 10/5/20 1330 |

**NB OF BOTTLES RETURNED/DESCRIPTION**

| | | | |
|---|---|---|---|
| Sampler's Name | [illegible] | Mobile # | 607-229-7790 |
| Sampler's Signature | [illegible] | Date/Time | 2020/10/02 |

**COC ID:** 20200921-GeoTest **TURNAROUND TIME:** Standard **RUSH:**

| PROJECT/CLIENT INFO | | | | LABORATORY | | | | OTHER INFO | |
|---|---|---|---|---|---|---|---|---|---|
| Facility Name | New Bedford Harbor - LTM | | | Lab Name | GeoTesting Express | | | Email Invoice To | maura.surprenant@aecom.com |
| Project Number | | | | Lab Contact | | | | Invoice Reports | |
| Department | | | | Email | | | | Email Report To | helen.jones@aecom.com |
| Address | 103 Sawyer St | | | Address | 125 Nagog Park | | | Email Reports | |
| | | | | | | | | Shipping Company | AECOM |
| City | New Bedford | State | MA | City | Acton | State | MA | Tracking Number | |
| Postal Code | 02746 | Country | | Postal Code | | Country | | Cooler Count | 2 |
| Phone Number | | | | Phone Number | | | | Cooler Description | |
| Project Manager | Will Humphries | | | Quote Number | | | | Sampler 2 | |
| Email Address | | | | PO Number | | | | Sampler 3 | |

**SAMPLE DETAILS** / **ANALYSIS REQUESTED** — Filtered - F: Field, L: Lab, FL: Field & Lab, N: None

| Sample ID | Start Depth | End Depth | Depth Unit | Field Matrix | Date | Time (24hr) | G=Grab C=Comp | Total # Of Cont. | FIL. | PRESERV. | ANALYSIS: Grainsize with hydrometer - ASTM D6913/ ASTM D7928 |
|---|---|---|---|---|---|---|---|---|---|---|---|
| S-120-20FSP20-03 | 0 | 10 | CM | SE | 2020/09/21 | 15:38 | G | 1 | | | X |
| S-120-20FSP20-04 | 0 | 10 | CM | SE | 2020/09/21 | 16:02 | G | 1 | | | X |
| S-121-20FSP20-01 | 0 | 2 | CM | SE | 2020/09/21 | 15:28 | G | 1 | | | X |
| S-121-20FSP20-02 | 0 | 10 | CM | SE | 2020/09/21 | 15:37 | G | 1 | | | X |
| S-121-20FSP20-03 | 0 | 10 | CM | SE | 2020/09/21 | 15:43 | G | 1 | | | X |
| S-121-20FSP20-04 | 0 | 10 | CM | SE | 2020/09/21 | 16:08 | G | 1 | | | X |
| S-123-20FSP20-01 | 0 | 2 | CM | SE | 2020/09/22 | 08:51 | G | 1 | | | X |
| S-123-20FSP20-01-REP | 0 | 2 | CM | SE | 2020/09/22 | 09:04 | G | 1 | | | X |
| S-123-20FSP20-02 | 0 | 10 | CM | SE | 2020/09/22 | 09:15 | G | 1 | | | X |
| S-123-20FSP20-03 | 0 | 9 | CM | SE | 2020/09/22 | 09:30 | G | 1 | | | X |

| ADDITIONAL COMMENTS/SPECIAL INSTRUCTIONS | RELINQUISHED BY/AFFILIATION | DATE/TIME | ACCEPTED BY/AFFILIATION | DATE/TIME |
|---|---|---|---|---|
| "H" denotes hold until further instruction | Helen A J AECOM | 10/5/20 1300 | GFX | 10/5/20 1330 |

**NB OF BOTTLES RETURNED/DESCRIPTION**

| | | | |
|---|---|---|---|
| Sampler's Name | H Jones | Mobile # | 607-229-7790 |
| Sampler's Signature | Helen A J | Date/Time | 2020/10/02 |

| COC ID: | 20200921-GeoTest | TURNAROUND TIME: | Standard | RUSH: |
|---|---|---|---|---|

| PROJECT/CLIENT INFO | | | | LABORATORY | | | | OTHER INFO | |
|---|---|---|---|---|---|---|---|---|---|
| Facility Name | New Bedford Harbor - LTM | | | Lab Name | GeoTesting Express | | | Email Invoice To | maura.surprenant@aecom.com |
| Project Number | | | | Lab Contact | | | | Invoice Reports | |
| Department | | | | Email | | | | Email Report To | helen.jones@aecom.com |
| Address | 103 Sawyer St | | | Address | 125 Nagog Park | | | Email Reports | |
| | | | | | | | | Shipping Company | AECOM |
| City | New Bedford | State | MA | City | Acton | State | MA | Tracking Number | |
| Postal Code | 02746 | Country | | Postal Code | | Country | | Cooler Count | 2 |
| Phone Number | | | | Phone Number | | | | Cooler Description | |
| Project Manager | Will Humphries | | | Quote Number | | | | Sampler 2 | |
| Email Address | | | | PO Number | | | | Sampler 3 | |

SAMPLE DETAILS / ANALYSIS REQUESTED

Filtered - F: Field, L: Lab, FL: Field & Lab, N: None

| Sample ID | Start Depth | End Depth | Depth Unit | Field Matrix | Date | Time (24hr) | G=Grab C=Comp | Total # Of Cont. | FIL. | PRESERV. | ANALYSIS: Grainsize with hydrometer - ASTM D6913/ ASTM D7928 |
|---|---|---|---|---|---|---|---|---|---|---|---|
| S-123-20FSP20-04 | 0 | 10 | CM | SE | 2020/09/22 | 09:55 | G | 1 | | | X |
| S-125-20FSP20-01 | 0 | 2 | CM | SE | 2020/09/22 | 09:01 | G | 1 | | | X |
| S-125-20FSP20-02 | 0 | 9 | CM | SE | 2020/09/22 | 09:16 | G | 1 | | | X |
| S-125-20FSP20-03 | 0 | 10 | CM | SE | 2020/09/22 | 09:41 | G | 1 | | | X |
| S-125-20FSP20-04 | 0 | 10 | CM | SE | 2020/09/22 | 09:58 | G | 1 | | | X |
| S-126-20FSP20-01 | 0 | 2 | CM | SE | 2020/09/22 | 11:09 | G | 1 | | | X |
| S-126-20FSP20-02 | 0 | 9 | CM | SE | 2020/09/22 | 11:18 | G | 1 | | | X |
| S-126-20FSP20-03 | 0 | 8 | CM | SE | 2020/09/22 | 11:35 | G | 1 | | | X |
| S-126-20FSP20-04 | 0 | 8.5 | CM | SE | 2020/09/22 | 11:50 | G | 1 | | | X |
| S-128-20FSP20-01 | 0 | 2 | CM | SE | 2020/09/22 | 11:02 | G | 1 | | | X |

| ADDITIONAL COMMENTS/SPECIAL INSTRUCTIONS | RELINQUISHED BY/AFFILIATION | DATE/TIME | ACCEPTED BY/AFFILIATION | DATE/TIME |
|---|---|---|---|---|
| "H" denotes hold until further instruction | [illegible] AECOM | 10/5/20 1300 | [illegible] GTX | 10/5/20 1330 |

| NB OF BOTTLES RETURNED/DESCRIPTION | | | | |
|---|---|---|---|---|
| | Sampler's Name | H Jones | Mobile # | 607-229-7790 |
| | Sampler's Signature | [illegible] | Date/Time | 2020/10/02 |

| COC ID: | 20200921-GeoTest | TURNAROUND TIME: | Standard | RUSH: | |
|---|---|---|---|---|---|

| PROJECT/CLIENT INFO | | | | LABORATORY | | | | OTHER INFO | |
|---|---|---|---|---|---|---|---|---|---|
| Facility Name | New Bedford Harbor - LTM | | | Lab Name | GeoTesting Express | | | Email Invoice To | maura.surprenant@aecom.com |
| Project Number | | | | Lab Contact | | | | Invoice Reports | |
| Department | | | | Email | | | | Email Report To | helen.jones@aecom.com |
| Address | 103 Sawyer St | | | Address | 125 Nagog Park | | | Email Reports | |
| | | | | | | | | Shipping Company | AECOM |
| City | New Bedford | State | MA | City | Acton | State | MA | Tracking Number | |
| Postal Code | 02746 | Country | | Postal Code | | Country | | Cooler Count | 2 |
| Phone Number | | | | Phone Number | | | | Cooler Description | |
| Project Manager | Will Humphries | | | Quote Number | | | | Sampler 2 | |
| Email Address | | | | PO Number | | | | Sampler 3 | |

SAMPLE DETAILS / ANALYSIS REQUESTED

Filtered - F: Field, L: Lab, FL: Field & Lab, N: None

| Sample ID | Start Depth | End Depth | Depth Unit | Field Matrix | Date | Time (24hr) | G=Grab C=Comp | Total # Of Cont. | Filt. | PRESERV. | ANALYSIS: Grainsize with hydrometer - ASTM D6913/ ASTM D7928 |
|---|---|---|---|---|---|---|---|---|---|---|---|
| S-128-20FSP20-02 | 0 | 10 | CM | SE | 2020/09/22 | 11:15 | G | 1 | | | X |
| S-128-20FSP20-03 | 0 | 10 | CM | SE | 2020/09/22 | 11:27 | G | 1 | | | X |
| S-128-20FSP20-04 | 0 | 10 | CM | SE | 2020/09/22 | 12:07 | G | 1 | | | X |
| S-130-20FSP20-01 | 0 | 2 | CM | SE | 2020/09/23 | 10:09 | G | 1 | | | X |
| S-130-20FSP20-02 | 0 | 10 | CM | SE | 2020/09/23 | 10:30 | G | 1 | | | X |
| S-130-20FSP20-03 | 0 | 10 | CM | SE | 2020/09/23 | 10:39 | G | 1 | | | X |
| S-130-20FSP20-04 | 0 | 10 | CM | SE | 2020/09/23 | 11:12 | G | 1 | | | X |
| S-131-20FSP20-01 | 0 | 2 | CM | SE | 2020/09/22 | 12:18 | G | 1 | | | X |
| S-131-20FSP20-02 | 0 | 10 | CM | SE | 2020/09/22 | 12:32 | G | 1 | | | X |
| S-131-20FSP20-03 | 0 | 10 | CM | SE | 2020/09/22 | 12:56 | G | 1 | | | X |

| ADDITIONAL COMMENTS/SPECIAL INSTRUCTIONS | RELINQUISHED BY/AFFILIATION | DATE/TIME | ACCEPTED BY/AFFILIATION | DATE/TIME |
|---|---|---|---|---|
| "H" denotes hold until further instruction | [illegible] AECOM | 10/5/20 1300 | [illegible] GTX | 10/5/20 1330 |

NB OF BOTTLES RETURNED/DESCRIPTION

| | | | |
|---|---|---|---|
| Sampler's Name | H Jones | Mobile # | 607-229-7790 |
| Sampler's Signature | [illegible] | Date/Time | 2020/10/02 |

**COC ID:** 20200921-GeoTest | **TURNAROUND TIME:** Standard | **RUSH:**

| PROJECT/CLIENT INFO | | | | LABORATORY | | | | OTHER INFO | |
|---|---|---|---|---|---|---|---|---|---|
| Facility Name | New Bedford Harbor - LTM | | | Lab Name | GeoTesting Express | | | Email Invoice To | maura.surprenant@aecom.com |
| Project Number | | | | Lab Contact | | | | Invoice Reports | |
| Department | | | | Email | | | | Email Report To | helen.jones@aecom.com |
| Address | 103 Sawyer St | | | Address | 125 Nagog Park | | | Email Reports | |
| | | | | | | | | Shipping Company | AECOM |
| City | New Bedford | State | MA | City | Acton | State | MA | Tracking Number | |
| Postal Code | 02746 | Country | | Postal Code | | Country | | Cooler Count | 2 |
| Phone Number | | | | Phone Number | | | | Cooler Description | |
| Project Manager | Will Humphries | | | Quote Number | | | | Sampler 2 | |
| Email Address | | | | PO Number | | | | Sampler 3 | |

**SAMPLE DETAILS** / **ANALYSIS REQUESTED** — Filtered - F: Field, L: Lab, FL: Field & Lab, N: None

| Sample ID | Start Depth | End Depth | Depth Unit | Field Matrix | Date | Time (24hr) | G=Grab C=Comp | Total # Of Cont. | Filt. | Preserv. | Analysis: Grainsize with hydrometer - ASTM D6913/ ASTM D7928 |
|---|---|---|---|---|---|---|---|---|---|---|---|
| S-131-20FSP20-04 | 0 | 10 | CM | SE | 2020/09/22 | 13:13 | G | 1 | | | X |
| S-134-20FSP20-01 | 0 | 2 | CM | SE | 2020/09/22 | 13:16 | G | 1 | | | X |
| S-134-20FSP20-02 | 0 | 10 | CM | SE | 2020/09/22 | 13:31 | G | 1 | | | X |
| S-134-20FSP20-03 | 0 | 10 | CM | SE | 2020/09/22 | 13:50 | G | 1 | | | X |
| S-134-20FSP20-04 | 0 | 8 | CM | SE | 2020/09/22 | 14:10 | G | 1 | | | X |
| S-135-20FSP20-01 | 0 | 2 | CM | SE | 2020/09/22 | 13:42 | G | 1 | | | X |
| S-135-20FSP20-02 | 0 | 8 | CM | SE | 2020/09/22 | 14:12 | G | 1 | | | X |
| S-135-20FSP20-03 | 0 | 9 | CM | SE | 2020/09/22 | 14:27 | G | 1 | | | X |
| S-135-20FSP20-04 | 0 | 8.5 | CM | SE | 2020/09/22 | 14:42 | G | 1 | | | X |
| S-138-20FSP20-01 | 0 | 2 | CM | SE | 2020/09/22 | 14:27 | G | 1 | | | X |

| ADDITIONAL COMMENTS/SPECIAL INSTRUCTIONS | RELINQUISHED BY/AFFILIATION | DATE/TIME | ACCEPTED BY/AFFILIATION | DATE/TIME |
|---|---|---|---|---|
| "H" denotes hold until further instruction | [illegible] AECOM | 10/5/20 1300 | [illegible] GTX | 10/5/20 1330 |

**NB OF BOTTLES RETURNED/DESCRIPTION**

| | | | |
|---|---|---|---|
| Sampler's Name | H Jones | Mobile # | 607-229-7790 |
| Sampler's Signature | [illegible] | Date/Time | 2020/10/02 |

**COC ID:** 20200921-GeoTest **TURNAROUND TIME:** Standard **RUSH:**

| PROJECT/CLIENT INFO | | | | LABORATORY | | | | OTHER INFO | |
|---|---|---|---|---|---|---|---|---|---|
| Facility Name | New Bedford Harbor - LTM | | | Lab Name | GeoTesting Express | | | Email Invoice To | maura.surprenant@aecom.com |
| Project Number | | | | Lab Contact | | | | Invoice Reports | |
| Department | | | | Email | | | | Email Report To | helen.jones@aecom.com |
| Address | 103 Sawyer St | | | Address | 125 Nagog Park | | | Email Reports | |
| | | | | | | | | Shipping Company | AECOM |
| City | New Bedford | State | MA | City | Acton | State | MA | Tracking Number | |
| Postal Code | 02746 | Country | | Postal Code | | Country | | Cooler Count | 2 |
| Phone Number | | | | Phone Number | | | | Cooler Description | |
| Project Manager | Will Humphries | | | Quote Number | | | | Sampler 2 | |
| Email Address | | | | PO Number | | | | Sampler 3 | |

**SAMPLE DETAILS** / **ANALYSIS REQUESTED** — Filtered - F: Field, L: Lab, FL: Field & Lab, N: None

| Sample ID | Start Depth | End Depth | Depth Unit | Field Matrix | Date | Time (24hr) | G=Grab C=Comp | Total # Of Cont. | FIL | PRESERV. | ANALYSIS: Grainsize with hydrometer - ASTM D6913/ ASTM D7928 |
|---|---|---|---|---|---|---|---|---|---|---|---|
| S-138-20FSP20-02 | 0 | 10 | CM | SE | 2020/09/22 | 14:52 | G | 1 | | | X |
| S-138-20FSP20-03 | 0 | 10 | CM | SE | 2020/09/22 | 15:04 | G | 1 | | | X |
| S-138-20FSP20-04 | 0 | 10 | CM | SE | 2020/09/22 | 15:28 | G | 1 | | | X |
| S-139-20FSP20-01 | 0 | 2 | CM | SE | 2020/09/23 | 08:36 | G | 1 | | | X |
| S-139-20FSP20-02 | 0 | 9 | CM | SE | 2020/09/23 | 08:57 | G | 1 | | | X |
| S-139-20FSP20-03 | 0 | 8 | CM | SE | 2020/09/23 | 09:38 | G | 1 | | | X |
| S-139-20FSP20-04 | 0 | 8 | CM | SE | 2020/09/23 | 09:43 | G | 1 | | | X |
| S-140-20FSP20-01 | 0 | 2 | CM | SE | 2020/09/22 | 15:06 | G | 1 | | | X |
| S-140-20FSP20-02 | 0 | 10 | CM | SE | 2020/09/22 | 15:20 | G | 1 | | | X |
| S-140-20FSP20-03 | 0 | 10 | CM | SE | 2020/09/22 | 15:38 | G | 1 | | | X |

| ADDITIONAL COMMENTS/SPECIAL INSTRUCTIONS | RELINQUISHED BY/AFFILIATION | DATE/TIME | ACCEPTED BY/AFFILIATION | DATE/TIME |
|---|---|---|---|---|
| "H" denotes hold until further instruction | AECOM | 10/5/20 1300 | GTX | 10/5/20 1330 |

**NB OF BOTTLES RETURNED/DESCRIPTION**

| | | | |
|---|---|---|---|
| Sampler's Name | H Jones | Mobile # | 607-229-7790 |
| Sampler's Signature | | Date/Time | 2020/10/02 |

**COC ID:** 20200921-GeoTest | **TURNAROUND TIME:** Standard | **RUSH:**

| PROJECT/CLIENT INFO | | | | LABORATORY | | | | OTHER INFO | |
|---|---|---|---|---|---|---|---|---|---|
| Facility Name | New Bedford Harbor - LTM | | | Lab Name | GeoTesting Express | | | Email Invoice To | maura.surprenant@aecom.com |
| Project Number | | | | Lab Contact | | | | Invoice Reports | |
| Department | | | | Email | | | | Email Report To | helen.jones@aecom.com |
| Address | 103 Sawyer St | | | Address | 125 Nagog Park | | | Email Reports | |
| | | | | | | | | Shipping Company | AECOM |
| City | New Bedford | State | MA | City | Acton | State | MA | Tracking Number | |
| Postal Code | 02746 | Country | | Postal Code | | Country | | Cooler Count | 2 |
| Phone Number | | | | Phone Number | | | | Cooler Description | |
| Project Manager | Will Humphries | | | Quote Number | | | | Sampler 2 | |
| Email Address | | | | PO Number | | | | Sampler 3 | |

**SAMPLE DETAILS** / **ANALYSIS REQUESTED** — Filtered - F: Field, L: Lab, FL: Field & Lab, N: None

| Sample ID | Start Depth | End Depth | Depth Unit | Field Matrix | Date | Time (24hr) | G=Grab C=Comp | Total # Of Cont. | FIL. | PRESERV. | ANALYSIS: Grainsize with hydrometer - ASTM D6913/ ASTM D7928 |
|---|---|---|---|---|---|---|---|---|---|---|---|
| S-140-20FSP20-04 | 0 | 10 | CM | SE | 2020/09/22 | 15:58 | G | 1 | | | X |
| S-146-20FSP20-01 | 0 | 2 | CM | SE | 2020/09/23 | 08:57 | G | 1 | | | X |
| S-146-20FSP20-02 | 0 | 10 | CM | SE | 2020/09/23 | 09:09 | G | 1 | | | X |
| S-146-20FSP20-03 | 0 | 10 | CM | SE | 2020/09/23 | 09:24 | G | 1 | | | X |
| S-146-20FSP20-04 | 0 | 10 | CM | SE | 2020/09/23 | 09:40 | G | 1 | | | X |
| S-147-20FSP20-01 | 0 | 2 | CM | SE | 2020/09/23 | 10:26 | G | 1 | | | X |
| S-147-20FSP20-02 | 0 | 10 | CM | SE | 2020/09/23 | 10:35 | G | 1 | | | X |
| S-147-20FSP20-03 | 0 | 10 | CM | SE | 2020/09/23 | 10:52 | G | 1 | | | X |
| S-147-20FSP20-04 | 0 | 10 | CM | SE | 2020/09/23 | 11:03 | G | 1 | | | X |
| S-150-20FSP20-01 | 0 | 2 | CM | SE | 2020/09/23 | 11:31 | G | 1 | | | X |

| ADDITIONAL COMMENTS/SPECIAL INSTRUCTIONS | RELINQUISHED BY/AFFILIATION | DATE/TIME | ACCEPTED BY/AFFILIATION | DATE/TIME |
|---|---|---|---|---|
| "H" denotes hold until further instruction | Helen d for AECOM | 10/5/20 1300 | GTX | 10/5/20 1330 |

**NB OF BOTTLES RETURNED/DESCRIPTION**

| | | | |
|---|---|---|---|
| Sampler's Name | H Jones | Mobile # | 607-229-7790 |
| Sampler's Signature | Helen d2 | Date/Time | 2020/10/02 |

**COC ID:** 20200921-GeoTest | **TURNAROUND TIME:** Standard | **RUSH:**

| PROJECT/CLIENT INFO | | | | LABORATORY | | | | OTHER INFO | |
|---|---|---|---|---|---|---|---|---|---|
| Facility Name | New Bedford Harbor - LTM | | | Lab Name | GeoTesting Express | | | Email Invoice To | maura.surprenant@aecom.com |
| Project Number | | | | Lab Contact | | | | Invoice Reports | |
| Department | | | | Email | | | | Email Report To | helen.jones@aecom.com |
| Address | 103 Sawyer St | | | Address | 125 Nagog Park | | | Email Reports | |
| | | | | | | | | Shipping Company | AECOM |
| City | New Bedford | State | MA | City | Acton | State | MA | Tracking Number | |
| Postal Code | 02746 | Country | | Postal Code | | Country | | Cooler Count | 2 |
| Phone Number | | | | Phone Number | | | | Cooler Description | |
| Project Manager | Will Humphries | | | Quote Number | | | | Sampler 2 | |
| Email Address | | | | PO Number | | | | Sampler 3 | |

**SAMPLE DETAILS** | **ANALYSIS REQUESTED** | Filtered - F: Field, L: Lab, FL: Field & Lab, N: None

| Sample ID | Start Depth | End Depth | Depth Unit | Field Matrix | Date | Time (24hr) | G=Grab C=Comp | Total # Of Cont. | Filt. | PRESERV. | ANALYSIS: Grainsize with hydrometer - ASTM D6913/ ASTM D7928 |
|---|---|---|---|---|---|---|---|---|---|---|---|
| S-150-20FSP20-02 | 0 | 10 | CM | SE | 2020/09/23 | 11:54 | G | 1 | | | X |
| S-150-20FSP20-03 | 0 | 10 | CM | SE | 2020/09/23 | 12:25 | G | 1 | | | X |
| S-150-20FSP20-04 | 0 | 8 | CM | SE | 2020/09/23 | 12:54 | G | 1 | | | X |
| S-151-20FSP20-01 | 0 | 2 | CM | SE | 2020/09/23 | 14:23 | G | 1 | | | X |
| S-151-20FSP20-02 | 0 | 10 | CM | SE | 2020/09/23 | 15:00 | G | 1 | | | X |
| S-151-20FSP20-03 | 0 | 10 | CM | SE | 2020/09/23 | 15:11 | G | 1 | | | X |
| S-151-20FSP20-04 | 0 | 10 | CM | SE | 2020/09/23 | 15:29 | G | 1 | | | X |
| S-152-20FSP20-01 | 0 | 2 | CM | SE | 2020/09/23 | 11:36 | G | 1 | | | X |
| S-152-20FSP20-02 | 0 | 10 | CM | SE | 2020/09/23 | 11:45 | G | 1 | | | X |
| S-152-20FSP20-03 | 0 | 10 | CM | SE | 2020/09/23 | 11:59 | G | 1 | | | X |

| ADDITIONAL COMMENTS/SPECIAL INSTRUCTIONS | RELINQUISHED BY/AFFILIATION | DATE/TIME | ACCEPTED BY/AFFILIATION | DATE/TIME |
|---|---|---|---|---|
| "H" denotes hold until further instruction | Helen A F AECOM | 10/5/20 1350 | [illegible] | 10/5/20 1330 |

**NB OF BOTTLES RETURNED/DESCRIPTION**

| | | | |
|---|---|---|---|
| Sampler's Name | H Jones | Mobile # | 607-229-7790 |
| Sampler's Signature | Helen A F | Date/Time | 2020/10/02 |

**COC ID:** 20200921-GeoTest **TURNAROUND TIME:** Standard **RUSH:**

| PROJECT/CLIENT INFO | | | | LABORATORY | | | | OTHER INFO | |
|---|---|---|---|---|---|---|---|---|---|
| Facility Name | New Bedford Harbor - LTM | | | Lab Name | GeoTesting Express | | | Email Invoice To | maura.surprenant@aecom.com |
| Project Number | | | | Lab Contact | | | | Invoice Reports | |
| Department | | | | Email | | | | Email Report To | helen.jones@aecom.com |
| Address | 103 Sawyer St | | | Address | 125 Nagog Park | | | Email Reports | |
| | | | | | | | | Shipping Company | AECOM |
| City | New Bedford | State | MA | City | Acton | State | MA | Tracking Number | |
| Postal Code | 02746 | Country | | Postal Code | | Country | | Cooler Count | 2 |
| Phone Number | | | | Phone Number | | | | Cooler Description | |
| Project Manager | Will Humphries | | | Quote Number | | | | Sampler 2 | |
| Email Address | | | | PO Number | | | | Sampler 3 | |

**SAMPLE DETAILS** / **ANALYSIS REQUESTED** — Filtered - F: Field, L: Lab, FL: Field & Lab, N: None

| Sample ID | Start Depth | End Depth | Depth Unit | Field Matrix | Date | Time (24hr) | G=Grab C=Comp | Total # Of Cont. | Filt. | PRESERV. | ANALYSIS: Grainsize with hydrometer - ASTM D6913/ ASTM D7928 |
|---|---|---|---|---|---|---|---|---|---|---|---|
| S-152-20FSP20-04 | 0 | 10 | CM | SE | 2020/09/23 | 12:27 | G | 1 | | | X |
| S-154-20FSP20-01 | 0 | 2 | CM | SE | 2020/09/23 | 13:13 | G | 1 | | | X |
| S-154-20FSP20-02 | 0 | 10 | CM | SE | 2020/09/23 | 13:30 | G | 1 | | | X |
| S-154-20FSP20-03 | 0 | 8 | CM | SE | 2020/09/23 | 13:42 | G | 1 | | | X |
| S-154-20FSP20-04 | 0 | 10 | CM | SE | 2020/09/23 | 14:06 | G | 1 | | | X |
| S-155-20FSP20-01 | 0 | 2 | CM | SE | 2020/09/23 | 12:56 | G | 1 | | | X |
| S-155-20FSP20-02 | 0 | 10 | CM | SE | 2020/09/23 | 13:06 | G | 1 | | | X |
| S-155-20FSP20-03 | 0 | 10 | CM | SE | 2020/09/23 | 13:21 | G | 1 | | | X |
| S-155-20FSP20-04 | 0 | 10 | CM | SE | 2020/09/23 | 13:34 | G | 1 | | | X |
| S-202-20FSP20-01 | 0 | 2 | CM | SE | 2020/09/23 | 15:47 | G | 1 | | | X |

| ADDITIONAL COMMENTS/SPECIAL INSTRUCTIONS | RELINQUISHED BY/AFFILIATION | DATE/TIME | ACCEPTED BY/AFFILIATION | DATE/TIME |
|---|---|---|---|---|
| "H" denotes hold until further instruction | [signature] AECOM | 10/5/20 1300 | [signature] GFX | 10/5/20 1330 |

**NB OF BOTTLES RETURNED/DESCRIPTION**

| | | | |
|---|---|---|---|
| Sampler's Name | H Jones | Mobile # | 607-229-7790 |
| Sampler's Signature | [signature] | Date/Time | 2020/10/02 |

**COC ID:** 20200921-GeoTest

**TURNAROUND TIME:** Standard

**RUSH:**

| PROJECT/CLIENT INFO | | | |
|---|---|---|---|
| Facility Name | New Bedford Harbor - LTM | | |
| Project Number | | | |
| Department | | | |
| Address | 103 Sawyer St | | |
| City | New Bedford | State | MA |
| Postal Code | 02746 | Country | |
| Phone Number | | | |
| Project Manager | Will Humphries | | |
| Email Address | | | |

| LABORATORY | | | |
|---|---|---|---|
| Lab Name | GeoTesting Express | | |
| Lab Contact | | | |
| Email | | | |
| Address | 125 Nagog Park | | |
| City | Acton | State | MA |
| Postal Code | | Country | |
| Phone Number | | | |
| Quote Number | | | |
| PO Number | | | |

| OTHER INFO | |
|---|---|
| Email Invoice To | maura.surprenant@aecom.com |
| Invoice Reports | |
| Email Report To | helen.jones@aecom.com |
| Email Reports | |
| Shipping Company | AECOM |
| Tracking Number | |
| Cooler Count | 2 |
| Cooler Description | |
| Sampler 2 | |
| Sampler 3 | |

**SAMPLE DETAILS** / **ANALYSIS REQUESTED**

Filtered - F: Field, L: Lab, FL: Field & Lab, N: None

| Sample ID | Start Depth | End Depth | Depth Unit | Field Matrix | Date | Time (24hr) | G=Grab C=Comp | Total # Of Cont. | Filt. | PRESERV. | ANALYSIS: Grainsize with hydrometer - ASTM D6913/ ASTM D7928 |
|---|---|---|---|---|---|---|---|---|---|---|---|
| S-202-20FSP20-02 | 0 | 8 | CM | SE | 2020/09/23 | 16:00 | G | 1 | | | X |
| S-202-20FSP20-03 | 0 | 8 | CM | SE | 2020/09/23 | 16:10 | G | 1 | | | X |
| S-202-20FSP20-04 | 0 | 8 | CM | SE | 2020/09/23 | 16:25 | G | 1 | | | X |
| S-323-20FSP20-01 | 0 | 2 | CM | SE | 2020/09/25 | 11:30 | G | 1 | | | X |
| S-323-20FSP20-02 | 0 | 9 | CM | SE | 2020/09/25 | 11:45 | G | 1 | | | X |
| S-323-20FSP20-03 | 0 | 10 | CM | SE | 2020/09/25 | 11:54 | G | 1 | | | X |
| S-323-20FSP20-04 | 0 | 10 | CM | SE | 2020/09/25 | 12:32 | G | 1 | | | X |
| S-324-20FSP20-01 | 0 | 2 | CM | SE | 2020/09/25 | 10:29 | G | 1 | | | X |
| S-324-20FSP20-02 | 0 | 10 | CM | SE | 2020/09/25 | 10:40 | G | 1 | | | X |
| S-324-20FSP20-03 | 0 | 10 | CM | SE | 2020/09/25 | 10:52 | G | 1 | | | X |

| ADDITIONAL COMMENTS/SPECIAL INSTRUCTIONS | RELINQUISHED BY/AFFILIATION | DATE/TIME | ACCEPTED BY/AFFILIATION | DATE/TIME |
|---|---|---|---|---|
| "H" denotes hold until further instruction | [illegible] AECOM | 10/5/20 1300 | [illegible] | 10/5/20 1330 |

**NB OF BOTTLES RETURNED/DESCRIPTION**

| | | | |
|---|---|---|---|
| Sampler's Name | H Jones | Mobile # | 607-229-7790 |
| Sampler's Signature | [illegible] | Date/Time | 2020/10/02 |

**COC ID:** 20200921-GeoTest | **TURNAROUND TIME:** Standard | **RUSH:**

| PROJECT/CLIENT INFO | | | | LABORATORY | | | | OTHER INFO | |
|---|---|---|---|---|---|---|---|---|---|
| Facility Name | New Bedford Harbor - LTM | | | Lab Name | GeoTesting Express | | | Email Invoice To | maura.surprenant@aecom.com |
| Project Number | | | | Lab Contact | | | | Invoice Reports | |
| Department | | | | Email | | | | Email Report To | helen.jones@aecom.com |
| Address | 103 Sawyer St | | | Address | 125 Nagog Park | | | Email Reports | |
| | | | | | | | | Shipping Company | AECOM |
| City | New Bedford | State | MA | City | Acton | State | MA | Tracking Number | |
| Postal Code | 02746 | Country | | Postal Code | | Country | | Cooler Count | 2 |
| Phone Number | | | | Phone Number | | | | Cooler Description | |
| Project Manager | Will Humphries | | | Quote Number | | | | Sampler 2 | |
| Email Address | | | | PO Number | | | | Sampler 3 | |

**SAMPLE DETAILS** / **ANALYSIS REQUESTED** — Filtered - F: Field, L: Lab, FL: Field & Lab, N: None

| Sample ID | Start Depth | End Depth | Depth Unit | Field Matrix | Date | Time (24hr) | G=Grab C=Comp | Total # Of Cont. | Filt. | PRESERV. | ANALYSIS: Grainsize with hydrometer - ASTM D6913/ ASTM D7928 |
|---|---|---|---|---|---|---|---|---|---|---|---|
| S-324-20FSP20-04 | 0 | 10 | CM | SE | 2020/09/25 | 11:06 | G | 1 | | | X |
| S-325-20FSP20-01 | 0 | 2 | CM | SE | 2020/09/25 | 09:08 | G | 1 | | | X |
| S-325-20FSP20-01-REP | 0 | 2 | CM | SE | 2020/09/25 | 09:25 | G | 1 | | | X |
| S-325-20FSP20-02 | 0 | 10 | CM | SE | 2020/09/25 | 09:37 | G | 1 | | | X |
| S-325-20FSP20-03 | 0 | 10 | CM | SE | 2020/09/25 | 09:49 | G | 1 | | | X |
| S-325-20FSP20-04 | 0 | 10 | CM | SE | 2020/09/25 | 10:03 | G | 1 | | | X |
| S-331-20FSP20-01 | 0 | 2 | CM | SE | 2020/09/25 | 13:09 | G | 1 | | | X |
| S-331-20FSP20-02 | 0 | 10 | CM | SE | 2020/09/25 | 13:19 | G | 1 | | | X |
| S-331-20FSP20-03 | 0 | 10 | CM | SE | 2020/09/25 | 13:26 | G | 1 | | | X |
| S-331-20FSP20-04 | 0 | 10 | CM | SE | 2020/09/25 | 13:45 | G | 1 | | | X |

| ADDITIONAL COMMENTS/SPECIAL INSTRUCTIONS | RELINQUISHED BY/AFFILIATION | DATE/TIME | ACCEPTED BY/AFFILIATION | DATE/TIME |
|---|---|---|---|---|
| "H" denotes hold until further instruction | [illegible] AECOM | 10/5/20 1300 | [illegible] | 10/5/20 1330 |

| NB OF BOTTLES RETURNED/DESCRIPTION | | | | |
|---|---|---|---|---|
| | Sampler's Name | H Jones | Mobile # | 607-229-7790 |
| | Sampler's Signature | [illegible] | Date/Time | 2020/10/02 |

**COC ID:** 20200921-GeoTest **TURNAROUND TIME:** Standard **RUSH:**

| PROJECT/CLIENT INFO | | | | LABORATORY | | | | OTHER INFO | |
|---|---|---|---|---|---|---|---|---|---|
| Facility Name | New Bedford Harbor - LTM | | | Lab Name | GeoTesting Express | | | Email Invoice To | maura.surprenant@aecom.com |
| Project Number | | | | Lab Contact | | | | Invoice Reports | |
| Department | | | | Email | | | | Email Report To | helen.jones@aecom.com |
| Address | 103 Sawyer St | | | Address | 125 Nagog Park | | | Email Reports | |
| | | | | | | | | Shipping Company | AECOM |
| City | New Bedford | State | MA | City | Acton | State | MA | Tracking Number | |
| Postal Code | 02746 | Country | | Postal Code | | Country | | Cooler Count | 2 |
| Phone Number | | | | Phone Number | | | | Cooler Description | |
| Project Manager | Will Humphries | | | Quote Number | | | | Sampler 2 | |
| Email Address | | | | PO Number | | | | Sampler 3 | |

**SAMPLE DETAILS** / **ANALYSIS REQUESTED** — Filtered - F: Field, L: Lab, FL: Field & Lab, N: None

| Sample ID | Start Depth | End Depth | Depth Unit | Field Matrix | Date | Time (24hr) | G=Grab C=Comp | Total # Of Cont. | Filt. | PRESERV. | ANALYSIS: Grainsize with hydrometer - ASTM D6913/ ASTM D7928 |
|---|---|---|---|---|---|---|---|---|---|---|---|
| S-332-20FSP20-01 | 0 | 2 | CM | SE | 2020/09/25 | 13:36 | G | 1 | | | X |
| S-332-20FSP20-02 | 0 | 10 | CM | SE | 2020/09/25 | 13:42 | G | 1 | | | X |
| S-332-20FSP20-03 | 0 | 10 | CM | SE | 2020/09/25 | 13:59 | G | 1 | | | X |
| S-332-20FSP20-04 | 0 | 10 | CM | SE | 2020/09/25 | 14:13 | G | 1 | | | X |
| S-333-20FSP20-01 | 0 | 2 | CM | SE | 2020/09/25 | 10:55 | G | 1 | | | X |
| S-333-20FSP20-02 | 0 | 8.5 | CM | SE | 2020/09/25 | 11:05 | G | 1 | | | X |
| S-333-20FSP20-03 | 0 | 8.5 | CM | SE | 2020/09/25 | 11:19 | G | 1 | | | X |
| S-333-20FSP20-04 | 0 | 8.5 | CM | SE | 2020/09/25 | 11:39 | G | 1 | | | X |
| S-334-20FSP20-01 | 0 | 2 | CM | SE | 2020/09/25 | 12:14 | G | 1 | | | X |
| S-334-20FSP20-02 | 0 | 10 | CM | SE | 2020/09/25 | 12:22 | G | 1 | | | X |

| ADDITIONAL COMMENTS/SPECIAL INSTRUCTIONS | RELINQUISHED BY/AFFILIATION | DATE/TIME | ACCEPTED BY/AFFILIATION | DATE/TIME |
|---|---|---|---|---|
| "H" denotes hold until further instruction | Helen A J AECOM | 10/5/20 1300 | GTX | 10/5/20 1330 |

**NB OF BOTTLES RETURNED/DESCRIPTION**

| | | | |
|---|---|---|---|
| Sampler's Name | H Jones | Mobile # | 607-229-7790 |
| Sampler's Signature | Helen A J | Date/Time | 2020/10/02 |

**COC ID:** 20200921-GeoTest **TURNAROUND TIME:** Standard **RUSH:**

| PROJECT/CLIENT INFO | | | | LABORATORY | | | | OTHER INFO | |
|---|---|---|---|---|---|---|---|---|---|
| Facility Name | New Bedford Harbor - LTM | | | Lab Name | GeoTesting Express | | | Email Invoice To | maura.surprenant@aecom.com |
| Project Number | | | | Lab Contact | | | | Invoice Reports | |
| Department | | | | Email | | | | Email Report To | helen.jones@aecom.com |
| Address | 103 Sawyer St | | | Address | 125 Nagog Park | | | Email Reports | |
| | | | | | | | | Shipping Company | AECOM |
| City | New Bedford | State | MA | City | Acton | State | MA | Tracking Number | |
| Postal Code | 02746 | Country | | Postal Code | | Country | | Cooler Count | 2 |
| Phone Number | | | | Phone Number | | | | Cooler Description | |
| Project Manager | Will Humphries | | | Quote Number | | | | Sampler 2 | |
| Email Address | | | | PO Number | | | | Sampler 3 | |

**SAMPLE DETAILS** / **ANALYSIS REQUESTED** — Filtered - F: Field, L: Lab, FL: Field & Lab, N: None

| Sample ID | Start Depth | End Depth | Depth Unit | Field Matrix | Date | Time (24hr) | G=Grab C=Comp | Total # Of Cont. | Filt. | PRESERV. | ANALYSIS: Grainsize with hydrometer - ASTM D6913/ ASTM D7928 |
|---|---|---|---|---|---|---|---|---|---|---|---|
| S-334-20FSP20-03 | 0 | 10 | CM | SE | 2020/09/25 | 12:40 | G | 1 | | | X |
| S-334-20FSP20-04 | 0 | 10 | CM | SE | 2020/09/25 | 12:59 | G | 1 | | | X |
| S-335-20FSP20-01 | 0 | 2 | CM | SE | 2020/09/24 | 11:06 | G | 1 | | | X |
| S-335-20FSP20-02 | 0 | 9 | CM | SE | 2020/09/24 | 11:21 | G | 1 | | | X |
| S-335-20FSP20-03 | 0 | 9 | CM | SE | 2020/09/24 | 11:37 | G | 1 | | | X |
| S-335-20FSP20-04 | 0 | 9 | CM | SE | 2020/09/24 | 11:56 | G | 1 | | | X |
| S-338-20FSP20-01 | 0 | 2 | CM | SE | 2020/09/24 | 14:26 | G | 1 | | | X |
| S-338-20FSP20-02 | 0 | 10 | CM | SE | 2020/09/24 | 14:41 | G | 1 | | | X |
| S-338-20FSP20-03 | 0 | 10 | CM | SE | 2020/09/24 | 14:54 | G | 1 | | | X |
| S-338-20FSP20-04 | 0 | 10 | CM | SE | 2020/09/24 | 15:16 | G | 1 | | | X |

| ADDITIONAL COMMENTS/SPECIAL INSTRUCTIONS | RELINQUISHED BY/AFFILIATION | DATE/TIME | ACCEPTED BY/AFFILIATION | DATE/TIME |
|---|---|---|---|---|
| "H" denotes hold until further instruction | AECOM | 10/5/20 1300 | GTX | 10/5/20 1330 |

**NB OF BOTTLES RETURNED/DESCRIPTION**

| | | | |
|---|---|---|---|
| Sampler's Name | H Jones | Mobile # | 607-229-7790 |
| Sampler's Signature | | Date/Time | 2020/10/02 |

**COC ID:** 20200921-GeoTest **TURNAROUND TIME:** Standard **RUSH:**

| PROJECT/CLIENT INFO | | | | LABORATORY | | | | OTHER INFO | |
|---|---|---|---|---|---|---|---|---|---|
| Facility Name | New Bedford Harbor - LTM | | | Lab Name | GeoTesting Express | | | Email Invoice To | maura.surprenant@aecom.com |
| Project Number | | | | Lab Contact | | | | Invoice Reports | |
| Department | | | | Email | | | | Email Report To | helen.jones@aecom.com |
| Address | 103 Sawyer St | | | Address | 125 Nagog Park | | | Email Reports | |
| | | | | | | | | Shipping Company | AECOM |
| City | New Bedford | State | MA | City | Acton | State | MA | Tracking Number | |
| Postal Code | 02746 | Country | | Postal Code | | Country | | Cooler Count | 2 |
| Phone Number | | | | Phone Number | | | | Cooler Description | |
| Project Manager | Will Humphries | | | Quote Number | | | | Sampler 2 | |
| Email Address | | | | PO Number | | | | Sampler 3 | |

**SAMPLE DETAILS** / **ANALYSIS REQUESTED** — Filtered - F: Field, L: Lab, FL: Field & Lab, N: None

| Sample ID | Start Depth | End Depth | Depth Unit | Field Matrix | Date | Time (24hr) | G=Grab C=Comp | Total # Of Cont. | Filt. | PRESERV. | ANALYSIS: Grainsize with hydrometer - ASTM D6913/ ASTM D7928 |
|---|---|---|---|---|---|---|---|---|---|---|---|
| S-339-20FSP20-01 | 0 | 2 | CM | SE | 2020/09/24 | 15:32 | G | 1 | | | X |
| S-339-20FSP20-02 | 0 | 10 | CM | SE | 2020/09/24 | 15:38 | G | 1 | | | X |
| S-339-20FSP20-03 | 0 | 10 | CM | SE | 2020/09/24 | 15:49 | G | 1 | | | X |
| S-339-20FSP20-04 | 0 | 10 | CM | SE | 2020/09/24 | 16:00 | G | 1 | | | X |
| S-340-20FSP20-01 | 0 | 2 | CM | SE | 2020/09/25 | 09:29 | G | 1 | | | X |
| S-340-20FSP20-02 | 0 | 10 | CM | SE | 2020/09/25 | 09:39 | G | 1 | | | X |
| S-340-20FSP20-03 | 0 | 10 | CM | SE | 2020/09/25 | 09:53 | G | 1 | | | X |
| S-340-20FSP20-04 | 0 | 10 | CM | SE | 2020/09/25 | 10:10 | G | 1 | | | X |
| S-341-20FSP20-01 | 0 | 2 | CM | SE | 2020/09/24 | 09:24 | G | 1 | | | X |
| S-341-20FSP20-02 | 0 | 10 | CM | SE | 2020/09/24 | 09:35 | G | 1 | | | X |

| ADDITIONAL COMMENTS/SPECIAL INSTRUCTIONS | RELINQUISHED BY/AFFILIATION | DATE/TIME | ACCEPTED BY/AFFILIATION | DATE/TIME |
|---|---|---|---|---|
| "H" denotes hold until further instruction | Helen A J AECOM | 10/5/20 1300 | GTX | 10/5/20 1330 |

**NB OF BOTTLES RETURNED/DESCRIPTION**

| | | | |
|---|---|---|---|
| Sampler's Name | HJones | Mobile # | 607-229-7790 |
| Sampler's Signature | Helen A J | Date/Time | 2020/10/02 |

**COC ID:** 20200921-GeoTest **TURNAROUND TIME:** Standard **RUSH:**

| PROJECT/CLIENT INFO | | | | LABORATORY | | | | OTHER INFO | |
|---|---|---|---|---|---|---|---|---|---|
| Facility Name | New Bedford Harbor - LTM | | | Lab Name | GeoTesting Express | | | Email Invoice To | maura.surprenant@aecom.com |
| Project Number | | | | Lab Contact | | | | Invoice Reports | |
| Department | | | | Email | | | | Email Report To | helen.jones@aecom.com |
| Address | 103 Sawyer St | | | Address | 125 Nagog Park | | | Email Reports | |
| | | | | | | | | Shipping Company | AECOM |
| City | New Bedford | State | MA | City | Acton | State | MA | Tracking Number | |
| Postal Code | 02746 | Country | | Postal Code | | Country | | Cooler Count | 2 |
| Phone Number | | | | Phone Number | | | | Cooler Description | |
| Project Manager | Will Humphries | | | Quote Number | | | | Sampler 2 | |
| Email Address | | | | PO Number | | | | Sampler 3 | |

**SAMPLE DETAILS** / **ANALYSIS REQUESTED** — Filtered - F: Field, L: Lab, FL: Field & Lab, N: None

| Sample ID | Start Depth | End Depth | Depth Unit | Field Matrix | Date | Time (24hr) | G=Grab C=Comp | Total # Of Cont. | Filt. | PRESERV. | ANALYSIS: Grainsize with hydrometer - ASTM D6913/ ASTM D7928 |
|---|---|---|---|---|---|---|---|---|---|---|---|
| S-341-20FSP20-03 | 0 | 9 | CM | SE | 2020/09/24 | 09:56 | G | 1 | | | X |
| S-341-20FSP20-04 | 0 | 10 | CM | SE | 2020/09/24 | 10:18 | G | 1 | | | X |
| S-345-20FSP20-01 | 0 | 2 | CM | SE | 2020/09/24 | 14:05 | G | 1 | | | X |
| S-345-20FSP20-02 | 0 | 10 | CM | SE | 2020/09/24 | 14:14 | G | 1 | | | X |
| S-345-20FSP20-03 | 0 | 10 | CM | SE | 2020/09/24 | 14:36 | G | 1 | | | X |
| S-345-20FSP20-04 | 0 | 10 | CM | SE | 2020/09/24 | 14:59 | G | 1 | | | X |
| S-346-20FSP20-01 | 0 | 2 | CM | SE | 2020/09/24 | 12:48 | G | 1 | | | X |
| S-346-20FSP20-02 | 0 | 9 | CM | SE | 2020/09/24 | 12:57 | G | 1 | | | X |
| S-346-20FSP20-03 | 0 | 9 | CM | SE | 2020/09/24 | 13:12 | G | 1 | | | X |
| S-346-20FSP20-04 | 0 | 9 | CM | SE | 2020/09/24 | 13:30 | G | 1 | | | X |

| ADDITIONAL COMMENTS/SPECIAL INSTRUCTIONS | RELINQUISHED BY/AFFILIATION | DATE/TIME | ACCEPTED BY/AFFILIATION | DATE/TIME |
|---|---|---|---|---|
| "H" denotes hold until further instruction | Helen A F AECOM | 10/5/20 1300 | GTX | 10/5/20 1330 |

**NB OF BOTTLES RETURNED/DESCRIPTION**

| | | | |
|---|---|---|---|
| Sampler's Name | H Jones | Mobile # | 607-229-7790 |
| Sampler's Signature | Helen A F | Date/Time | 2020/10/02 |

**COC ID:** 20200921-GeoTest | **TURNAROUND TIME:** Standard | **RUSH:**

| PROJECT/CLIENT INFO | | | | LABORATORY | | | | OTHER INFO | |
|---|---|---|---|---|---|---|---|---|---|
| Facility Name | New Bedford Harbor - LTM | | | Lab Name | GeoTesting Express | | | Email Invoice To | maura.surprenant@aecom.com |
| Project Number | | | | Lab Contact | | | | Invoice Reports | |
| Department | | | | Email | | | | Email Report To | helen.jones@aecom.com |
| Address | 103 Sawyer St | | | Address | 125 Nagog Park | | | Email Reports | |
| | | | | | | | | Shipping Company | AECOM |
| City | New Bedford | State | MA | City | Acton | State | MA | Tracking Number | |
| Postal Code | 02746 | Country | | Postal Code | | Country | | Cooler Count | 2 |
| Phone Number | | | | Phone Number | | | | Cooler Description | |
| Project Manager | Will Humphries | | | Quote Number | | | | Sampler 2 | |
| Email Address | | | | PO Number | | | | Sampler 3 | |

**SAMPLE DETAILS** / **ANALYSIS REQUESTED** — Filtered - F: Field, L: Lab, FL: Field & Lab, N: None

| Sample ID | Start Depth | End Depth | Depth Unit | Field Matrix | Date | Time (24hr) | G=Grab C=Comp | Total # Of Cont. | Filt. | PRESERV. | ANALYSIS: Grainsize with hydrometer - ASTM D6913/ ASTM D7928 |
|---|---|---|---|---|---|---|---|---|---|---|---|
| S-349-20FSP20-01 | 0 | 2 | CM | SE | 2020/09/24 | 12:51 | G | 1 | | | X |
| S-349-20FSP20-02 | 0 | 10 | CM | SE | 2020/09/24 | 13:10 | G | 1 | | | X |
| S-349-20FSP20-03 | 0 | 9 | CM | SE | 2020/09/24 | 13:35 | G | 1 | | | X |
| S-349-20FSP20-04 | 0 | 9 | CM | SE | 2020/09/24 | 13:54 | G | 1 | | | X |
| S-352-20FSP20-01 | 0 | 2 | CM | SE | 2020/09/24 | 11:25 | G | 1 | | | X |
| S-352-20FSP20-02 | 0 | 8 | CM | SE | 2020/09/24 | 11:54 | G | 1 | | | X |
| S-352-20FSP20-03 | 0 | 9 | CM | SE | 2020/09/24 | 12:10 | G | 1 | | | X |
| S-352-20FSP20-04 | 0 | 10 | CM | SE | 2020/09/24 | 12:23 | G | 1 | | | X |

| ADDITIONAL COMMENTS/SPECIAL INSTRUCTIONS | RELINQUISHED BY/AFFILIATION | DATE/TIME | ACCEPTED BY/AFFILIATION | DATE/TIME |
|---|---|---|---|---|
| "H" denotes hold until further instruction | Helen d f AECOM | 10/5/20 1300 | [illegible] | 10/5/20 1330 |

**NB OF BOTTLES RETURNED/DESCRIPTION**

| | | | |
|---|---|---|---|
| Sampler's Name | H Jones | Mobile # | 607-229-7790 |
| Sampler's Signature | Helen d J | Date/Time | 2020/10/02 |

**COC ID:** 20200928-GeoTesting

**TURNAROUND TIME:** Standard

**RUSH:**

| PROJECT/CLIENT INFO | | | |
|---|---|---|---|
| Facility Name | New Bedford Harbor - LTM | | |
| Project Number | | | |
| Department | | | |
| Address | 103 Sawyer St | | |
| | | | |
| City | New Bedford | State | MA |
| Postal Code | 02746 | Country | |
| Phone Number | | | |
| Project Manager | Will Humphries | | |
| Email Address | | | |

| LABORATORY | | | |
|---|---|---|---|
| Lab Name | GeoTesting Express | | |
| Lab Contact | | | |
| Email | | | |
| Address | 125 Nagog Park | | |
| | | | |
| City | Acton | State | MA |
| Postal Code | | Country | |
| Phone Number | | | |
| Quote Number | | | |
| PO Number | | | |

| OTHER INFO | |
|---|---|
| Email Invoice To | maura.surprenant@aecom.com |
| Invoice Reports | |
| Email Report To | helen.jones@aecom.com |
| Email Reports | |
| Shipping Company | AECOM |
| Tracking Number | |
| Cooler Count | 2 |
| Cooler Description | |
| Sampler 2 | |
| Sampler 3 | |

**SAMPLE DETAILS** / **ANALYSIS REQUESTED**

Filtered - F: Field, L: Lab, FL: Field & Lab, N: None

| Sample ID | Start Depth | End Depth | Depth Unit | Field Matrix | Date | Time (24hr) | G=Grab C=Comp | Total # Of Cont. | FIL. | PRESERV. | ANALYSIS: Grainsize with hydrometer - ASTM D6913/ ASTM D7928 |
|---|---|---|---|---|---|---|---|---|---|---|---|
| S-204-20FSP20-01 | 0 | 2 | CM | SE | 2020/09/29 | 11:46 | G | 1 | | | X |
| S-204-20FSP20-02 | 0 | 8 | CM | SE | 2020/09/29 | 12:03 | G | 1 | | | X |
| S-204-20FSP20-03 | 0 | 8 | CM | SE | 2020/09/29 | 12:10 | G | 1 | | | X |
| S-204-20FSP20-04 | 0 | 8 | CM | SE | 2020/09/29 | 12:31 | G | 1 | | | X |
| S-207-20FSP20-01 | 0 | 2 | CM | SE | 2020/09/29 | 09:16 | G | 1 | | | X |
| S-207-20FSP20-02 | 0 | 8 | CM | SE | 2020/09/29 | 09:35 | G | 1 | | | X |
| S-207-20FSP20-03 | 0 | 8 | CM | SE | 2020/09/29 | 09:36 | G | 1 | | | X |
| S-207-20FSP20-04 | 0 | 9 | CM | SE | 2020/09/29 | 09:50 | G | 1 | | | X |
| S-208-20FSP20-01 | 0 | 2 | CM | SE | 2020/09/29 | 08:23 | G | 1 | | | X |
| S-208-20FSP20-02 | 0 | 8 | CM | SE | 2020/09/29 | 08:36 | G | 1 | | | X |

| ADDITIONAL COMMENTS/SPECIAL INSTRUCTIONS | RELINQUISHED BY/AFFILIATION | DATE/TIME | ACCEPTED BY/AFFILIATION | DATE/TIME |
|---|---|---|---|---|
| "H" denotes hold until further instruction | AECOM | 10/5/20 1300 | GTX | 10/5/20 1330 |

**NB OF BOTTLES RETURNED/DESCRIPTION**

| | | | |
|---|---|---|---|
| Sampler's Name | H Jones | Mobile # | 607-229-7790 |
| Sampler's Signature | | Date/Time | 2020/10/05 |

| COC ID: | 20200928-GeoTesting | TURNAROUND TIME: | Standard | RUSH: |
|---|---|---|---|---|

| PROJECT/CLIENT INFO | | | | LABORATORY | | | | OTHER INFO | |
|---|---|---|---|---|---|---|---|---|---|
| Facility Name | New Bedford Harbor - LTM | | | Lab Name | GeoTesting Express | | | Email Invoice To | maura.surprenant@aecom.com |
| Project Number | | | | Lab Contact | | | | Invoice Reports | |
| Department | | | | Email | | | | Email Report To | helen.jones@aecom.com |
| Address | 103 Sawyer St | | | Address | 125 Nagog Park | | | Email Reports | |
| | | | | | | | | Shipping Company | AECOM |
| City | New Bedford | State | MA | City | Acton | State | MA | Tracking Number | |
| Postal Code | 02746 | Country | | Postal Code | | Country | | Cooler Count | 2 |
| Phone Number | | | | Phone Number | | | | Cooler Description | |
| Project Manager | Will Humphries | | | Quote Number | | | | Sampler 2 | |
| Email Address | | | | PO Number | | | | Sampler 3 | |

SAMPLE DETAILS / ANALYSIS REQUESTED

Filtered - F: Field, L: Lab, FL: Field & Lab, N: None

| Sample ID | Start Depth | End Depth | Depth Unit | Field Matrix | Date | Time (24hr) | G=Grab C=Comp | Total # Of Cont. | FIL. | PRESERV. | ANALYSIS: Grainsize with hydrometer - ASTM D6913/ ASTM D7928 |
|---|---|---|---|---|---|---|---|---|---|---|---|
| S-208-20FSP20-03 | 0 | 8 | CM | SE | 2020/09/29 | 08:51 | G | 1 | | | X |
| S-208-20FSP20-04 | 0 | 8 | CM | SE | 2020/09/29 | 09:01 | G | 1 | | | X |
| S-211-20FSP20-01 | 0 | 2 | CM | SE | 2020/09/29 | 10:20 | G | 1 | | | X |
| S-211-20FSP20-02 | 0 | 8 | CM | SE | 2020/09/29 | 10:32 | G | 1 | | | X |
| S-211-20FSP20-03 | 0 | 8 | CM | SE | 2020/09/29 | 10:42 | G | 1 | | | X |
| S-211-20FSP20-04 | 0 | 8 | CM | SE | 2020/09/29 | 11:01 | G | 1 | | | X |
| S-212-20FSP20-01 | 0 | 2 | CM | SE | 2020/09/29 | 13:00 | G | 1 | | | X |
| S-212-20FSP20-02 | 0 | 8 | CM | SE | 2020/09/29 | 13:11 | G | 1 | | | X |
| S-212-20FSP20-03 | 0 | 8 | CM | SE | 2020/09/29 | 13:24 | G | 1 | | | X |
| S-212-20FSP20-04 | 0 | 9 | CM | SE | 2020/09/29 | 13:32 | G | 1 | | | X |

| ADDITIONAL COMMENTS/SPECIAL INSTRUCTIONS | RELINQUISHED BY/AFFILIATION | DATE/TIME | ACCEPTED BY/AFFILIATION | DATE/TIME |
|---|---|---|---|---|
| "H" denotes hold until further instruction | AECOM | 10/5/20 1300 | GTX | 10/5/20 1330 |

| NB OF BOTTLES RETURNED/DESCRIPTION | | | | |
|---|---|---|---|---|
| | Sampler's Name | H Jones | Mobile # | 607-229-7790 |
| | Sampler's Signature | | Date/Time | 2020/10/05 |

**COC ID:** 20200928-GeoTesting **TURNAROUND TIME:** Standard **RUSH:**

| PROJECT/CLIENT INFO | | | | LABORATORY | | | | OTHER INFO | |
|---|---|---|---|---|---|---|---|---|---|
| Facility Name | New Bedford Harbor - LTM | | | Lab Name | GeoTesting Express | | | Email Invoice To | maura.surprenant@aecom.com |
| Project Number | | | | Lab Contact | | | | Invoice Reports | |
| Department | | | | Email | | | | Email Report To | helen.jones@aecom.com |
| Address | 103 Sawyer St | | | Address | 125 Nagog Park | | | Email Reports | |
| | | | | | | | | Shipping Company | AECOM |
| City | New Bedford | State | MA | City | Acton | State | MA | Tracking Number | |
| Postal Code | 02746 | Country | | Postal Code | | Country | | Cooler Count | 2 |
| Phone Number | | | | Phone Number | | | | Cooler Description | |
| Project Manager | Will Humphries | | | Quote Number | | | | Sampler 2 | |
| Email Address | | | | PO Number | | | | Sampler 3 | |

**SAMPLE DETAILS** / **ANALYSIS REQUESTED** — Filtered - F: Field, L: Lab, FL: Field & Lab, N: None

| Sample ID | Start Depth | End Depth | Depth Unit | Field Matrix | Date | Time (24hr) | G=Grab C=Comp | Total # Of Cont. | FIL. | PRESERV. | ANALYSIS: Grainsize with hydrometer - ASTM D6913/ ASTM D7928 |
|---|---|---|---|---|---|---|---|---|---|---|---|
| S-216-20FSP20-01 | 0 | 2 | CM | SE | 2020/09/29 | 14:14 | G | 1 | | | X |
| S-216-20FSP20-02 | 0 | 10 | CM | SE | 2020/09/29 | 14:22 | G | 1 | | | X |
| S-216-20FSP20-03 | 0 | 10 | CM | SE | 2020/09/29 | 14:34 | G | 1 | | | X |
| S-216-20FSP20-04 | 0 | 9 | CM | SE | 2020/09/29 | 14:42 | G | 1 | | | X |
| S-217-20FSP20-01 | 0 | 2 | CM | SE | 2020/09/29 | 15:06 | G | 1 | | | X |
| S-217-20FSP20-02 | 0 | 8 | CM | SE | 2020/09/29 | 15:17 | G | 1 | | | X |
| S-217-20FSP20-03 | 0 | 10 | CM | SE | 2020/09/29 | 15:21 | G | 1 | | | X |
| S-217-20FSP20-04 | 0 | 9 | CM | SE | 2020/09/29 | 15:35 | G | 1 | | | X |
| S-240-20FSP20-01 | 0 | 2 | CM | SE | 2020/09/29 | 13:17 | G | 1 | | | X |
| S-240-20FSP20-02 | 0 | 10 | CM | SE | 2020/09/29 | 13:31 | G | 1 | | | X |

| ADDITIONAL COMMENTS/SPECIAL INSTRUCTIONS | RELINQUISHED BY/AFFILIATION | DATE/TIME | ACCEPTED BY/AFFILIATION | DATE/TIME |
|---|---|---|---|---|
| "H" denotes hold until further instruction | AECOM | 10/5/20 1300 | GTX | 10/5/20 1330 |

**NB OF BOTTLES RETURNED/DESCRIPTION**

| | | | |
|---|---|---|---|
| Sampler's Name | | Mobile # | 607-229-7790 |
| Sampler's Signature | | Date/Time | 2020/10/05 |

**COC ID:** 20200928-GeoTesting **TURNAROUND TIME:** Standard **RUSH:**

| PROJECT/CLIENT INFO | | | | LABORATORY | | | | OTHER INFO | |
|---|---|---|---|---|---|---|---|---|---|
| Facility Name | New Bedford Harbor - LTM | | | Lab Name | GeoTesting Express | | | Email Invoice To | maura.surprenant@aecom.com |
| Project Number | | | | Lab Contact | | | | Invoice Reports | |
| Department | | | | Email | | | | Email Report To | helen.jones@aecom.com |
| Address | 103 Sawyer St | | | Address | 125 Nagog Park | | | Email Reports | |
| | | | | | | | | Shipping Company | AECOM |
| City | New Bedford | State | MA | City | Acton | State | MA | Tracking Number | |
| Postal Code | 02746 | Country | | Postal Code | | Country | | Cooler Count | 2 |
| Phone Number | | | | Phone Number | | | | Cooler Description | |
| Project Manager | Will Humphries | | | Quote Number | | | | Sampler 2 | |
| Email Address | | | | PO Number | | | | Sampler 3 | |

**SAMPLE DETAILS** / **ANALYSIS REQUESTED** — Filtered - F: Field, L: Lab, FL: Field & Lab, N: None

| Sample ID | Start Depth | End Depth | Depth Unit | Field Matrix | Date | Time (24hr) | G=Grab C=Comp | Total # Of Cont. | Fil. | PRESERV. | ANALYSIS: Grainsize with hydrometer - ASTM D6913/ ASTM D7928 |
|---|---|---|---|---|---|---|---|---|---|---|---|
| S-240-20FSP20-03 | 0 | 10 | CM | SE | 2020/09/29 | 13:55 | G | 1 | | | X |
| S-240-20FSP20-04 | 0 | 10 | CM | SE | 2020/09/29 | 14:07 | G | 1 | | | X |
| S-241-20FSP20-01 | 0 | 2 | CM | SE | 2020/09/29 | 14:30 | G | 1 | | | X |
| S-241-20FSP20-02 | 0 | 9.5 | CM | SE | 2020/09/29 | 14:39 | G | 1 | | | X |
| S-241-20FSP20-03 | 0 | 9.5 | CM | SE | 2020/09/29 | 14:54 | G | 1 | | | X |
| S-241-20FSP20-04 | 0 | 9 | CM | SE | 2020/09/29 | 15:12 | G | 1 | | | X |
| S-242-20FSP20-01 | 0 | 2 | CM | SE | 2020/09/29 | 15:33 | G | 1 | | | X |
| S-242-20FSP20-02 | 0 | 9 | CM | SE | 2020/09/29 | 15:41 | G | 1 | | | X |
| S-242-20FSP20-03 | 0 | 9.5 | CM | SE | 2020/09/29 | 15:53 | G | 1 | | | X |
| S-242-20FSP20-04 | 0 | 9 | CM | SE | 2020/09/29 | 16:03 | G | 1 | | | X |

| ADDITIONAL COMMENTS/SPECIAL INSTRUCTIONS | RELINQUISHED BY/AFFILIATION | DATE/TIME | ACCEPTED BY/AFFILIATION | DATE/TIME |
|---|---|---|---|---|
| "H" denotes hold until further instruction | [illegible] AECOM | 10/5/20 1300 | [illegible] GTX | 10/5/20 1330 |

**NB OF BOTTLES RETURNED/DESCRIPTION**

| | | | |
|---|---|---|---|
| Sampler's Name | H Jones | Mobile # | 607-229-7790 |
| Sampler's Signature | [illegible] | Date/Time | 2020/10/05 |

**COC ID:** 20200928-GeoTesting

**TURNAROUND TIME:** Standard

**RUSH:**

| PROJECT/CLIENT INFO | | | | LABORATORY | | | | OTHER INFO | |
|---|---|---|---|---|---|---|---|---|---|
| Facility Name | New Bedford Harbor - LTM | | | Lab Name | GeoTesting Express | | | Email Invoice To | maura.surprenant@aecom.com |
| Project Number | | | | Lab Contact | | | | Invoice Reports | |
| Department | | | | Email | | | | Email Report To | helen.jones@aecom.com |
| Address | 103 Sawyer St | | | Address | 125 Nagog Park | | | Email Reports | |
| | | | | | | | | Shipping Company | AECOM |
| City | New Bedford | State | MA | City | Acton | State | MA | Tracking Number | |
| Postal Code | 02746 | Country | - | Postal Code | | Country | | Cooler Count | 2 |
| Phone Number | | | | Phone Number | | | | Cooler Description | |
| Project Manager | Will Humphries | | | Quote Number | | | | Sampler 2 | |
| Email Address | | | | PO Number | | | | Sampler 3 | |

**SAMPLE DETAILS** / **ANALYSIS REQUESTED**

Filtered - F: Field, L: Lab, FL: Field & Lab, N: None

| Sample ID | Start Depth | End Depth | Depth Unit | Field Matrix | Date | Time (24hr) | G=Grab C=Comp | Total # Of Cont. | FIL. | PRESERV. | ANALYSIS: Grainsize with hydrometer - ASTM D6913/ ASTM D7928 |
|---|---|---|---|---|---|---|---|---|---|---|---|
| S-245-20FSP20-01 | 0 | 2 | CM | SE | 2020/09/29 | 11:45 | G | 1 | | | X |
| S-245-20FSP20-02 | 0 | 8 | CM | SE | 2020/09/29 | 12:03 | G | 1 | | | X |
| S-245-20FSP20-03 | 0 | 8 | CM | SE | 2020/09/29 | 12:19 | G | 1 | | | X |
| S-245-20FSP20-04 | 0 | 8 | CM | SE | 2020/09/29 | 12:46 | G | 1 | | | X |
| S-247-20FSP20-01 | 0 | 2 | CM | SE | 2020/09/28 | 15:30 | G | 1 | | | X |
| S-247-20FSP20-02 | 0 | 9 | CM | SE | 2020/09/28 | 15:38 | G | 1 | | | X |
| S-247-20FSP20-03 | 0 | 9 | CM | SE | 2020/09/28 | 15:45 | G | 1 | | | X |
| S-247-20FSP20-04 | 0 | 9 | CM | SE | 2020/09/28 | 16:06 | G | 1 | | | X |
| S-249-20FSP20-01 | 0 | 2 | CM | SE | 2020/09/29 | 10:13 | G | 1 | | | X |
| S-249-20FSP20-02 | 0 | 8.5 | CM | SE | 2020/09/29 | 10:22 | G | 1 | | | X |

| ADDITIONAL COMMENTS/SPECIAL INSTRUCTIONS | RELINQUISHED BY/AFFILIATION | DATE/TIME | ACCEPTED BY/AFFILIATION | DATE/TIME |
|---|---|---|---|---|
| "H" denotes hold until further instruction | Helen A J AECOM | 10/5/20 1300 | [illegible] | 10/5/20 1330 |

**NB OF BOTTLES RETURNED/DESCRIPTION**

| | | | |
|---|---|---|---|
| Sampler's Name | H Jones | Mobile # | 607-229-7790 |
| Sampler's Signature | Helen A J | Date/Time | 2020/10/05 |

| COC ID: | 20200928-GeoTesting | TURNAROUND TIME: | Standard | RUSH: |
|---|---|---|---|---|

| PROJECT/CLIENT INFO | | | | LABORATORY | | | | OTHER INFO | |
|---|---|---|---|---|---|---|---|---|---|
| Facility Name | New Bedford Harbor - LTM | | | Lab Name | GeoTesting Express | | | Email Invoice To | maura.surprenant@aecom.com |
| Project Number | | | | Lab Contact | | | | Invoice Reports | |
| Department | | | | Email | | | | Email Report To | helen.jones@aecom.com |
| Address | 103 Sawyer St | | | Address | 125 Nagog Park | | | Email Reports | |
| | | | | | | | | Shipping Company | AECOM |
| City | New Bedford | State | MA | City | Acton | State | MA | Tracking Number | |
| Postal Code | 02746 | Country | | Postal Code | | Country | | Cooler Count | 2 |
| Phone Number | | | | Phone Number | | | | Cooler Description | |
| Project Manager | Will Humphries | | | Quote Number | | | | Sampler 2 | |
| Email Address | | | | PO Number | | | | Sampler 3 | |

SAMPLE DETAILS / ANALYSIS REQUESTED

Filtered - F: Field, L: Lab, FL: Field & Lab, N: None

| Sample ID | Start Depth | End Depth | Depth Unit | Field Matrix | Date | Time (24hr) | G=Grab C=Comp | Total # Of Cont. | FIL. | PRESERV. | ANALYSIS: Grainsize with hydrometer - ASTM D6913/ ASTM D7928 |
|---|---|---|---|---|---|---|---|---|---|---|---|
| S-249-20FSP20-03 | 0 | 8.5 | CM | SE | 2020/09/29 | 10:42 | G | 1 | | | X |
| S-249-20FSP20-04 | 0 | 9 | CM | SE | 2020/09/29 | 11:03 | G | 1 | | | X |
| S-250-20FSP20-01 | 0 | 2 | CM | SE | 2020/09/28 | 15:34 | G | 1 | | | X |
| S-250-20FSP20-02 | 0 | 8.5 | CM | SE | 2020/09/28 | 15:42 | G | 1 | | | X |
| S-250-20FSP20-03 | 0 | 9.5 | CM | SE | 2020/09/28 | 15:53 | G | 1 | | | X |
| S-250-20FSP20-04 | 0 | 9.5 | CM | SE | 2020/09/28 | 16:07 | G | 1 | | | X |
| S-253-20FSP20-01 | 0 | 2 | CM | SE | 2020/09/29 | 08:52 | G | 1 | | | X |
| S-253-20FSP20-02 | 0 | 9 | CM | SE | 2020/09/29 | 09:02 | G | 1 | | | X |
| S-253-20FSP20-03 | 0 | 8.5 | CM | SE | 2020/09/29 | 09:17 | G | 1 | | | X |
| S-253-20FSP20-04 | 0 | 9 | CM | SE | 2020/09/29 | 09:28 | G | 1 | | | X |

| ADDITIONAL COMMENTS/SPECIAL INSTRUCTIONS | RELINQUISHED BY/AFFILIATION | DATE/TIME | ACCEPTED BY/AFFILIATION | DATE/TIME |
|---|---|---|---|---|
| "H" denotes hold until further instruction | [illegible] AECOM | 10/5/20 1300 | [illegible] | 10/5/20 1330 |

NB OF BOTTLES RETURNED/DESCRIPTION

| | | | |
|---|---|---|---|
| Sampler's Name | H Osm | Mobile # | 607-229-7790 |
| Sampler's Signature | [illegible] | Date/Time | 2020/10/05 |

**COC ID:** 20200928-GeoTesting **TURNAROUND TIME:** Standard **RUSH:**

| PROJECT/CLIENT INFO | | | | LABORATORY | | | | OTHER INFO | |
|---|---|---|---|---|---|---|---|---|---|
| Facility Name | New Bedford Harbor - LTM | | | Lab Name | GeoTesting Express | | | Email Invoice To | maura.surprenant@aecom.com |
| Project Number | | | | Lab Contact | | | | Invoice Reports | |
| Department | | | | Email | | | | Email Report To | helen.jones@aecom.com |
| Address | 103 Sawyer St | | | Address | 125 Nagog Park | | | Email Reports | |
| | | | | | | | | Shipping Company | AECOM |
| City | New Bedford | State | MA | City | Acton | State | MA | Tracking Number | |
| Postal Code | 02746 | Country | | Postal Code | | Country | | Cooler Count | 2 |
| Phone Number | | | | Phone Number | | | | Cooler Description | |
| Project Manager | Will Humphries | | | Quote Number | | | | Sampler 2 | |
| Email Address | | | | PO Number | | | | Sampler 3 | |

**SAMPLE DETAILS** / **ANALYSIS REQUESTED** — Filtered - F: Field, L: Lab, FL: Field & Lab, N: None

| Sample ID | Start Depth | End Depth | Depth Unit | Field Matrix | Date | Time (24hr) | G=Grab C=Comp | Total # Of Cont. | Filt. | PRESERV. | ANALYSIS: Grainsize with hydrometer - ASTM D6913/ ASTM D7928 |
|---|---|---|---|---|---|---|---|---|---|---|---|
| S-304-20FSP20-01 | 0 | 2 | CM | SE | 2020/09/28 | 09:57 | G | 1 | | | X |
| S-304-20FSP20-03 | 0 | 8 | CM | SE | 2020/09/28 | 10:28 | G | 1 | | | X |
| S-304-20FSP20-04 | 0 | 8 | CM | SE | 2020/09/28 | 10:39 | G | 1 | | | X |
| S-306-20FSP20-01 | 0 | 2 | CM | SE | 2020/09/28 | 12:31 | G | 1 | | | X |
| S-306-20FSP20-02 | 0 | 9 | CM | SE | 2020/09/28 | 12:38 | G | 1 | | | X |
| S-306-20FSP20-03 | 0 | 9 | CM | SE | 2020/09/28 | 12:59 | G | 1 | | | X |
| S-306-20FSP20-04 | 0 | 8.5 | CM | SE | 2020/09/28 | 13:14 | G | 1 | | | X |
| S-309-20FSP20-01 | 0 | 2 | CM | SE | 2020/09/28 | 13:37 | G | 1 | | | X |
| S-309-20FSP20-02 | 0 | 9 | CM | SE | 2020/09/28 | 13:45 | G | 1 | | | X |
| S-309-20FSP20-03 | 0 | 8 | CM | SE | 2020/09/28 | 13:57 | G | 1 | | | X |

| ADDITIONAL COMMENTS/SPECIAL INSTRUCTIONS | RELINQUISHED BY/AFFILIATION | DATE/TIME | ACCEPTED BY/AFFILIATION | DATE/TIME |
|---|---|---|---|---|
| "H" denotes hold until further instruction | Helen A T AECOM | 10/5/20 1300 | GTX | 10/5/20 1330 |

**NB OF BOTTLES RETURNED/DESCRIPTION**

| | | | |
|---|---|---|---|
| Sampler's Name | H Jones | Mobile # | 607-229-7790 |
| Sampler's Signature | Helen A T | Date/Time | 2020/10/05 |

**COC ID:** 20200928-GeoTesting **TURNAROUND TIME:** Standard **RUSH:**

| PROJECT/CLIENT INFO | | | | LABORATORY | | | | OTHER INFO | |
|---|---|---|---|---|---|---|---|---|---|
| Facility Name | New Bedford Harbor - LTM | | | Lab Name | GeoTesting Express | | | Email Invoice To | maura.surprenant@aecom.com |
| Project Number | | | | Lab Contact | | | | Invoice Reports | |
| Department | | | | Email | | | | Email Report To | helen.jones@aecom.com |
| Address | 103 Sawyer St | | | Address | 125 Nagog Park | | | Email Reports | |
| | | | | | | | | Shipping Company | AECOM |
| City | New Bedford | State | MA | City | Acton | State | MA | Tracking Number | |
| Postal Code | 02746 | Country | | Postal Code | | Country | | Cooler Count | 2 |
| Phone Number | | | | Phone Number | | | | Cooler Description | |
| Project Manager | Will Humphries | | | Quote Number | | | | Sampler 2 | |
| Email Address | | | | PO Number | | | | Sampler 3 | |

SAMPLE DETAILS / ANALYSIS REQUESTED

Filtered - F: Field, L: Lab, FL: Field & Lab, N: None

| Sample ID | Start Depth | End Depth | Depth Unit | Field Matrix | Date | Time (24hr) | G=Grab C=Comp | Total # Of Cont. | FIL. | PRESERV. | ANALYSIS: Grainsize with hydrometer - ASTM D6913/ ASTM D7928 |
|---|---|---|---|---|---|---|---|---|---|---|---|
| S-309-20FSP20-04 | 0 | 8 | CM | SE | 2020/09/28 | 14:26 | G | 1 | | | X |
| S-310-20FSP20-01 | 0 | 2 | CM | SE | 2020/09/28 | 11:35 | G | 1 | | | X |
| S-310-20FSP20-01-REP | 0 | 2 | CM | SE | 2020/09/28 | 12:49 | G | 1 | | | X |
| S-310-20FSP20-02 | 0 | 9 | CM | SE | 2020/09/28 | 12:17 | G | 1 | | | X |
| S-310-20FSP20-03 | 0 | 9 | CM | SE | 2020/09/28 | 12:17 | G | 1 | | | X |
| S-310-20FSP20-04 | 0 | 9 | CM | SE | 2020/09/28 | 12:42 | G | 1 | | | X |
| S-311-20FSP20-01 | 0 | 2 | CM | SE | 2020/09/28 | 11:03 | G | 1 | | | X |
| S-311-20FSP20-02 | 0 | 9.5 | CM | SE | 2020/09/28 | 11:25 | G | 1 | | | X |
| S-311-20FSP20-03 | 0 | 9 | CM | SE | 2020/09/28 | 11:43 | G | 1 | | | X |
| S-311-20FSP20-04 | 0 | 9 | CM | SE | 2020/09/28 | 11:57 | G | 1 | | | X |

| ADDITIONAL COMMENTS/SPECIAL INSTRUCTIONS | RELINQUISHED BY/AFFILIATION | DATE/TIME | ACCEPTED BY/AFFILIATION | DATE/TIME |
|---|---|---|---|---|
| "H" denotes hold until further instruction | Helen d J AECOM | 10/5/20 1300 | GTX | 10/5/20 1330 |

NB OF BOTTLES RETURNED/DESCRIPTION

| | | | |
|---|---|---|---|
| Sampler's Name | H Jones | Mobile # | 607-229-7790 |
| Sampler's Signature | Helen d J | Date/Time | 2020/10/05 |

**COC ID:** 20200928-GeoTesting

**TURNAROUND TIME:** Standard

**RUSH:**

| PROJECT/CLIENT INFO | | | | LABORATORY | | | | OTHER INFO | |
|---|---|---|---|---|---|---|---|---|---|
| Facility Name | New Bedford Harbor - LTM | | | Lab Name | GeoTesting Express | | | Email Invoice To | maura.surprenant@aecom.com |
| Project Number | | | | Lab Contact | | | | Invoice Reports | |
| Department | | | | Email | | | | Email Report To | helen.jones@aecom.com |
| Address | 103 Sawyer St | | | Address | 125 Nagog Park | | | Email Reports | |
| | | | | | | | | Shipping Company | AECOM |
| City | New Bedford | State | MA | City | Acton | State | MA | Tracking Number | |
| Postal Code | 02746 | Country | | Postal Code | | Country | | Cooler Count | 2 |
| Phone Number | | | | Phone Number | | | | Cooler Description | |
| Project Manager | Will Humphries | | | Quote Number | | | | Sampler 2 | |
| Email Address | | | | PO Number | | | | Sampler 3 | |

**SAMPLE DETAILS** / **ANALYSIS REQUESTED**

Filtered - F: Field, L: Lab, FL: Field & Lab, N: None

| Sample ID | Start Depth | End Depth | Depth Unit | Field Matrix | Date | Time (24hr) | G=Grab C=Comp | Total # Of Cont. | Filt. | PRESERV. | ANALYSIS: Grainsize with hydrometer - ASTM D6913/ ASTM D7928 |
|---|---|---|---|---|---|---|---|---|---|---|---|
| S-317-20FSP20-01 | 0 | 2 | CM | SE | 2020/09/28 | 13:54 | G | 1 | | | X |
| S-317-20FSP20-02 | 0 | 10 | CM | SE | 2020/09/28 | 14:04 | G | 1 | | | X |
| S-317-20FSP20-03 | 0 | 10 | CM | SE | 2020/09/28 | 14:16 | G | 1 | | | X |
| S-317-20FSP20-04 | 0 | 10 | CM | SE | 2020/09/28 | 14:27 | G | 1 | | | X |
| S-318-20FSP20-01 | 0 | 2 | CM | SE | 2020/09/28 | 09:32 | G | 1 | | | X |
| S-318-20FSP20-02 | 0 | 8.5 | CM | SE | 2020/09/28 | 09:45 | G | 1 | | | X |
| S-318-20FSP20-03 | 0 | 8 | CM | SE | 2020/09/28 | 10:11 | G | 1 | | | X |
| S-318-20FSP20-04 | 0 | 8.5 | CM | SE | 2020/09/28 | 10:21 | G | 1 | | | X |
| S-304-20FSP20-02 | 0 | 8 | CM | SE | 2020/09/28 | 10:18 | G | 1 | | | X |

| ADDITIONAL COMMENTS/SPECIAL INSTRUCTIONS | RELINQUISHED BY/AFFILIATION | DATE/TIME | ACCEPTED BY/AFFILIATION | DATE/TIME |
|---|---|---|---|---|
| "H" denotes hold until further instruction | Helen d J AECOM | 10/5/20 1300 | GTX | 10/5/20 1330 |

**NB OF BOTTLES RETURNED/DESCRIPTION**

| | | | |
|---|---|---|---|
| Sampler's Name | H Jones | Mobile # | 607-229-7790 |
| Sampler's Signature | Helen d J | Date/Time | 2020/10/05 |

**COC ID:** 20201001-GeoTesting **TURNAROUND TIME:** Standard **RUSH:**

| PROJECT/CLIENT INFO | | | | LABORATORY | | | | OTHER INFO | |
|---|---|---|---|---|---|---|---|---|---|
| Facility Name | New Bedford Harbor - LTM | | | Lab Name | GeoTesting Express | | | Email Invoice To | maura.surprenant@aecom.com |
| Project Number | | | | Lab Contact | | | | Invoice Reports | |
| Department | | | | Email | | | | Email Report To | helen.jones@aecom.com |
| Address | 103 Sawyer St | | | Address | 125 Nagog Park | | | Email Reports | |
| | | | | | | | | Shipping Company | AAL |
| City | New Bedford | State | MA | City | Acton | State | MA | Tracking Number | |
| Postal Code | 02746 | Country | | Postal Code | | Country | | Cooler Count | 1 |
| Phone Number | | | | Phone Number | | | | Cooler Description | |
| Project Manager | Will Humphries | | | Quote Number | | | | Sampler 2 | |
| Email Address | | | | PO Number | | | | Sampler 3 | |

**SAMPLE DETAILS** / **ANALYSIS REQUESTED** — Filtered - F: Field, L: Lab, FL: Field & Lab, N: None

| Sample ID | Start Depth | End Depth | Depth Unit | Field Matrix | Date | Time (24hr) | G=Grab C=Comp | Total # Of Cont. | Filt. | PRESERV. | ANALYSIS: Grainsize with hydrometer - ASTM D6913/ ASTM D7928 |
|---|---|---|---|---|---|---|---|---|---|---|---|
| S-218-20FSP20-01 | 0 | 2 | CM | SE | 2020/10/01 | 08:53 | G | 1 | | | X |
| S-218-20FSP20-02 | 0 | 8 | CM | SE | 2020/10/01 | 09:18 | G | 1 | | | X |
| S-218-20FSP20-03 | 0 | 8 | CM | SE | 2020/10/01 | 09:30 | G | 1 | | | X |
| S-218-20FSP20-04 | 0 | 9 | CM | SE | 2020/10/01 | 10:01 | G | 1 | | | X |
| S-220-20FSP20-01 | 0 | 2 | CM | SE | 2020/10/02 | 11:44 | G | 1 | | | X |
| S-220-20FSP20-02 | 0 | 10 | CM | SE | 2020/10/02 | 11:57 | G | 1 | | | X |
| S-220-20FSP20-03 | 0 | 10 | CM | SE | 2020/10/02 | 12:04 | G | 1 | | | X |
| S-220-20FSP20-04 | 0 | 10 | CM | SE | 2020/10/02 | 12:19 | G | 1 | | | X |
| S-221-20FSP20-01 | 0 | 2 | CM | SE | 2020/10/02 | 08:11 | G | 1 | | | X |
| S-221-20FSP20-02 | 0 | 9 | CM | SE | 2020/10/02 | 08:22 | G | 1 | | | X |

| ADDITIONAL COMMENTS/SPECIAL INSTRUCTIONS | RELINQUISHED BY/AFFILIATION | DATE/TIME | ACCEPTED BY/AFFILIATION | DATE/TIME |
|---|---|---|---|---|
| "H" denotes hold until further instruction | Helen A F AECOM | 10/5/20 1300 | GTX | 10/5/20 1330 |

**NB OF BOTTLES RETURNED/DESCRIPTION**

| | | | |
|---|---|---|---|
| Sampler's Name | H Jones | Mobile # | 607-229-7790 |
| Sampler's Signature | Helen A F | Date/Time | 2020/09/30 |

**COC ID:** 20201001-GeoTesting **TURNAROUND TIME:** Standard **RUSH:**

| PROJECT/CLIENT INFO | | | | LABORATORY | | | | OTHER INFO | |
|---|---|---|---|---|---|---|---|---|---|
| Facility Name | New Bedford Harbor - LTM | | | Lab Name | GeoTesting Express | | | Email Invoice To | maura.surprenant@aecom.com |
| Project Number | | | | Lab Contact | | | | Invoice Reports | |
| Department | | | | Email | | | | Email Report To | helen.jones@aecom.com |
| Address | 103 Sawyer St | | | Address | 125 Nagog Park | | | Email Reports | |
| | | | | | | | | Shipping Company | AAL |
| City | New Bedford | State | MA | City | Acton | State | MA | Tracking Number | |
| Postal Code | 02746 | Country | | Postal Code | | Country | | Cooler Count | 1 |
| Phone Number | | | | Phone Number | | | | Cooler Description | |
| Project Manager | Will Humphries | | | Quote Number | | | | Sampler 2 | |
| Email Address | | | | PO Number | | | | Sampler 3 | |

**SAMPLE DETAILS** / **ANALYSIS REQUESTED** — Filtered - F: Field, L: Lab, FL: Field & Lab, N: None

| Sample ID | Start Depth | End Depth | Depth Unit | Field Matrix | Date | Time (24hr) | G=Grab C=Comp | Total # Of Cont. | Fil. | PRESERV. | ANALYSIS: Grainsize with hydrometer - ASTM D6913/ ASTM D7928 |
|---|---|---|---|---|---|---|---|---|---|---|---|
| S-221-20FSP20-03 | 0 | 8 | CM | SE | 2020/10/02 | 08:40 | G | 1 | | | X |
| S-221-20FSP20-04 | 0 | 8 | CM | SE | 2020/10/02 | 08:59 | G | 1 | | | X |
| S-222-20FSP20-01 | 0 | 2 | CM | SE | 2020/10/02 | 09:45 | G | 1 | | | X |
| S-222-20FSP20-02 | 0 | 9 | CM | SE | 2020/10/02 | 09:58 | G | 1 | | | X |
| S-222-20FSP20-03 | 0 | 10 | CM | SE | 2020/10/02 | 10:08 | G | 1 | | | X |
| S-222-20FSP20-04 | 0 | 8 | CM | SE | 2020/10/02 | 10:46 | G | 1 | | | X |
| S-224-20FSP20-01 | 0 | 2 | CM | SE | 2020/10/02 | 09:46 | G | 1 | | | X |
| S-224-20FSP20-02 | 0 | 8.5 | CM | SE | 2020/10/02 | 09:54 | G | 1 | | | X |
| S-224-20FSP20-03 | 0 | 10 | CM | SE | 2020/10/02 | 10:06 | G | 1 | | | X |
| S-224-20FSP20-04 | 0 | 9 | CM | SE | 2020/10/02 | 10:16 | G | 1 | | | X |

| ADDITIONAL COMMENTS/SPECIAL INSTRUCTIONS | RELINQUISHED BY/AFFILIATION | DATE/TIME | ACCEPTED BY/AFFILIATION | DATE/TIME |
|---|---|---|---|---|
| "H" denotes hold until further instruction | Helen A J AECOM | 10/5/20 1300 | GtX | 10/5/20 1330 |

**NB OF BOTTLES RETURNED/DESCRIPTION**

| | | | |
|---|---|---|---|
| Sampler's Name | H Jones | Mobile # | 607-229-7790 |
| Sampler's Signature | Helen A J | Date/Time | 2020/09/30 |

**COC ID:** 20201001-GeoTesting **TURNAROUND TIME:** Standard **RUSH:**

| PROJECT/CLIENT INFO | | | | LABORATORY | | | | OTHER INFO | |
|---|---|---|---|---|---|---|---|---|---|
| Facility Name | New Bedford Harbor - LTM | | | Lab Name | GeoTesting Express | | | Email Invoice To | maura.surprenant@aecom.com |
| Project Number | | | | Lab Contact | | | | Invoice Reports | |
| Department | | | | Email | | | | Email Report To | helen.jones@aecom.com |
| Address | 103 Sawyer St | | | Address | 125 Nagog Park | | | Email Reports | |
| | | | | | | | | Shipping Company | AAL |
| City | New Bedford | State | MA | City | Acton | State | MA | Tracking Number | |
| Postal Code | 02746 | Country | | Postal Code | | Country | | Cooler Count | 1 |
| Phone Number | | | | Phone Number | | | | Cooler Description | |
| Project Manager | Will Humphries | | | Quote Number | | | | Sampler 2 | |
| Email Address | | | | PO Number | | | | Sampler 3 | |

**SAMPLE DETAILS** / **ANALYSIS REQUESTED** — Filtered - F: Field, L: Lab, FL: Field & Lab, N: None

| Sample ID | Start Depth | End Depth | Depth Unit | Field Matrix | Date | Time (24hr) | G=Grab C=Comp | Total # Of Cont. | Filt. | PRESERV. | ANALYSIS: Grainsize with hydrometer - ASTM D6913/ ASTM D7928 |
|---|---|---|---|---|---|---|---|---|---|---|---|
| S-225-20FSP20-01 | 0 | 2 | CM | SE | 2020/10/02 | 08:37 | G | 1 | | | X |
| S-225-20FSP20-02 | 0 | 9 | CM | SE | 2020/10/02 | 08:52 | G | 1 | | | X |
| S-225-20FSP20-03 | 0 | 9 | CM | SE | 2020/10/02 | 09:15 | G | 1 | | | X |
| S-225-20FSP20-04 | 0 | 8.5 | CM | SE | 2020/10/02 | 09:25 | G | 1 | | | X |
| S-226-20FSP20-01 | 0 | 2 | CM | SE | 2020/10/01 | 15:10 | G | 1 | | | X |
| S-226-20FSP20-02 | 0 | 9 | CM | SE | 2020/10/01 | 15:18 | G | 1 | | | X |
| S-226-20FSP20-03 | 0 | 9 | CM | SE | 2020/10/01 | 15:25 | G | 1 | | | X |
| S-226-20FSP20-04 | 0 | 9 | CM | SE | 2020/10/01 | 15:45 | G | 1 | | | X |
| S-227-20FSP20-01 | 0 | 2 | CM | SE | 2020/10/01 | 11:45 | G | 1 | | | X |
| S-227-20FSP20-02 | 0 | 8 | CM | SE | 2020/10/01 | 13:50 | G | 1 | | | X |

| ADDITIONAL COMMENTS/SPECIAL INSTRUCTIONS | RELINQUISHED BY/AFFILIATION | DATE/TIME | ACCEPTED BY/AFFILIATION | DATE/TIME |
|---|---|---|---|---|
| "H" denotes hold until further instruction | AECOM | 10/5/20 1300 | CTX | 10/5/20 1330 |

**NB OF BOTTLES RETURNED/DESCRIPTION**

| | | | |
|---|---|---|---|
| Sampler's Name | H Jones | Mobile # | 607-229-7790 |
| Sampler's Signature | | Date/Time | 2020/09/30 |

**COC ID:** 20201001-GeoTesting **TURNAROUND TIME:** Standard **RUSH:**

| PROJECT/CLIENT INFO | | | | LABORATORY | | | | OTHER INFO | |
|---|---|---|---|---|---|---|---|---|---|
| Facility Name | New Bedford Harbor - LTM | | | Lab Name | GeoTesting Express | | | Email Invoice To | maura.surprenant@aecom.com |
| Project Number | | | | Lab Contact | | | | Invoice Reports | |
| Department | | | | Email | | | | Email Report To | helen.jones@aecom.com |
| Address | 103 Sawyer St | | | Address | 125 Nagog Park | | | Email Reports | |
| | | | | | | | | Shipping Company | AAL |
| City | New Bedford | State | MA | City | Acton | State | MA | Tracking Number | |
| Postal Code | 02746 | Country | | Postal Code | | Country | | Cooler Count | 1 |
| Phone Number | | | | Phone Number | | | | Cooler Description | |
| Project Manager | Will Humphries | | | Quote Number | | | | Sampler 2 | |
| Email Address | | | | PO Number | | | | Sampler 3 | |

**SAMPLE DETAILS** / **ANALYSIS REQUESTED** — Filtered - F: Field, L: Lab, FL: Field & Lab, N: None

| Sample ID | Start Depth | End Depth | Depth Unit | Field Matrix | Date | Time (24hr) | G=Grab C=Comp | Total # Of Cont. | FIL | PRESERV. | ANALYSIS: Grainsize with hydrometer - ASTM D6913/ ASTM D7928 |
|---|---|---|---|---|---|---|---|---|---|---|---|
| S-227-20FSP20-03 | 0 | 8 | CM | SE | 2020/10/01 | 14:03 | G | 1 | | | X |
| S-227-20FSP20-04 | 0 | 9 | CM | SE | 2020/10/01 | 14:25 | G | 1 | | | X |
| S-230-20FSP20-01 | 0 | 2 | CM | SE | 2020/10/01 | 13:41 | G | 1 | | | X |
| S-230-20FSP20-02 | 0 | 9.5 | CM | SE | 2020/10/01 | 14:15 | G | 1 | | | X |
| S-230-20FSP20-03 | 0 | 8.5 | CM | SE | 2020/10/01 | 14:26 | G | 1 | | | X |
| S-230-20FSP20-04 | 0 | 9.5 | CM | SE | 2020/10/01 | 14:43 | G | 1 | | | X |
| S-231-20FSP20-01 | 0 | 2 | CM | SE | 2020/10/01 | 15:18 | G | 1 | | | X |
| S-231-20FSP20-02 | 0 | 10 | CM | SE | 2020/10/01 | 15:33 | G | 1 | | | X |
| S-231-20FSP20-03 | 0 | 9.5 | CM | SE | 2020/10/01 | 15:43 | G | 1 | | | X |
| S-231-20FSP20-04 | 0 | 9 | CM | SE | 2020/10/01 | 15:55 | G | 1 | | | X |

| ADDITIONAL COMMENTS/SPECIAL INSTRUCTIONS | RELINQUISHED BY/AFFILIATION | DATE/TIME | ACCEPTED BY/AFFILIATION | DATE/TIME |
|---|---|---|---|---|
| "H" denotes hold until further instruction | Helen A J AECOM | 10/5/20 1300 | G+X | 10/5/20 1330 |

**NB OF BOTTLES RETURNED/DESCRIPTION**

| | | | |
|---|---|---|---|
| Sampler's Name | H Jones | Mobile # | 607-229-7790 |
| Sampler's Signature | Helen A J | Date/Time | 2020/09/30 |

**COC ID:** 20201001-GeoTesting **TURNAROUND TIME:** Standard **RUSH:**

| PROJECT/CLIENT INFO | | | | LABORATORY | | | | OTHER INFO | |
|---|---|---|---|---|---|---|---|---|---|
| Facility Name | New Bedford Harbor - LTM | | | Lab Name | GeoTesting Express | | | Email Invoice To | maura.surprenant@aecom.com |
| Project Number | | | | Lab Contact | | | | Invoice Reports | |
| Department | | | | Email | | | | Email Report To | helen.jones@aecom.com |
| Address | 103 Sawyer St | | | Address | 125 Nagog Park | | | Email Reports | |
| | | | | | | | | Shipping Company | AAL |
| City | New Bedford | State | MA | City | Acton | State | MA | Tracking Number | |
| Postal Code | 02746 | Country | | Postal Code | | Country | | Cooler Count | 1 |
| Phone Number | | | | Phone Number | | | | Cooler Description | |
| Project Manager | Will Humphries | | | Quote Number | | | | Sampler 2 | |
| Email Address | | | | PO Number | | | | Sampler 3 | |

**SAMPLE DETAILS** / **ANALYSIS REQUESTED** — Filtered - F: Field, L: Lab, FL: Field & Lab, N: None

| Sample ID | Start Depth | End Depth | Depth Unit | Field Matrix | Date | Time (24hr) | G=Grab C=Comp | Total # Of Cont. | FIL. | PRESERV. | ANALYSIS: Grainsize with hydrometer - ASTM D6913/ ASTM D7928 |
|---|---|---|---|---|---|---|---|---|---|---|---|
| S-235-20FSP20-01 | 0 | 2 | CM | SE | 2020/10/01 | 12:47 | G | 1 | | | X |
| S-235-20FSP20-02 | 0 | 10 | CM | SE | 2020/10/01 | 12:53 | G | 1 | | | X |
| S-235-20FSP20-03 | 0 | 9 | CM | SE | 2020/10/01 | 13:06 | G | 1 | | | X |
| S-235-20FSP20-04 | 0 | 10 | CM | SE | 2020/10/01 | 13:16 | G | 1 | | | X |
| S-236-20FSP20-01 | 0 | 2 | CM | SE | 2020/10/01 | 11:54 | G | 1 | | | X |
| S-236-20FSP20-02 | 0 | 9 | CM | SE | 2020/10/01 | 11:59 | G | 1 | | | X |
| S-236-20FSP20-03 | 0 | 8.5 | CM | SE | 2020/10/01 | 12:11 | G | 1 | | | X |
| S-236-20FSP20-04 | 0 | 8.5 | CM | SE | 2020/10/01 | 12:25 | G | 1 | | | X |
| S-237-20FSP20-01 | 0 | 2 | CM | SE | 2020/10/01 | 09:55 | G | 1 | | | X |
| S-237-20FSP20-01-REP | 0 | 2 | CM | SE | 2020/10/01 | 11:37 | G | 1 | | | X |

| ADDITIONAL COMMENTS/SPECIAL INSTRUCTIONS | RELINQUISHED BY/AFFILIATION | DATE/TIME | ACCEPTED BY/AFFILIATION | DATE/TIME |
|---|---|---|---|---|
| "H" denotes hold until further instruction | Helen A J AECOM | 10/5/20 1300 | GTX | 10/5/20 1330 |

**NB OF BOTTLES RETURNED/DESCRIPTION**

| | | | |
|---|---|---|---|
| Sampler's Name | H Jones | Mobile # | 607-229-7790 |
| Sampler's Signature | Helen A J | Date/Time | 2020/09/30 |

**COC ID:** 20201001-GeoTesting **TURNAROUND TIME:** Standard **RUSH:**

| PROJECT/CLIENT INFO | | | | LABORATORY | | | | OTHER INFO | |
|---|---|---|---|---|---|---|---|---|---|
| Facility Name | New Bedford Harbor - LTM | | | Lab Name | GeoTesting Express | | | Email Invoice To | maura.surprenant@aecom.com |
| Project Number | | | | Lab Contact | | | | Invoice Reports | |
| Department | | | | Email | | | | Email Report To | helen.jones@aecom.com |
| Address | 103 Sawyer St | | | Address | 125 Nagog Park | | | Email Reports | |
| | | | | | | | | Shipping Company | AAL |
| City | New Bedford | State | MA | City | Acton | State | MA | Tracking Number | |
| Postal Code | 02746 | Country | | Postal Code | | Country | | Cooler Count | 1 |
| Phone Number | | | | Phone Number | | | | Cooler Description | |
| Project Manager | Will Humphries | | | Quote Number | | | | Sampler 2 | |
| Email Address | | | | PO Number | | | | Sampler 3 | |

**SAMPLE DETAILS** / **ANALYSIS REQUESTED** — Filtered - F: Field, L: Lab, FL: Field & Lab, N: None

| Sample ID | Start Depth | End Depth | Depth Unit | Field Matrix | Date | Time (24hr) | G=Grab C=Comp | Total # Of Cont. | FIL. | PRESERV. | ANALYSIS: Grainsize with hydrometer - ASTM D6913/ ASTM D7928 |
|---|---|---|---|---|---|---|---|---|---|---|---|
| S-237-20FSP20-02 | 0 | 8.5 | CM | SE | 2020/10/01 | 10:09 | G | 1 | | | X |
| S-237-20FSP20-03 | 0 | 9 | CM | SE | 2020/10/01 | 10:28 | G | 1 | | | X |
| S-237-20FSP20-04 | 0 | 8 | CM | SE | 2020/10/01 | 11:03 | G | 1 | | | X |

| ADDITIONAL COMMENTS/SPECIAL INSTRUCTIONS | RELINQUISHED BY/AFFILIATION | DATE/TIME | ACCEPTED BY/AFFILIATION | DATE/TIME |
|---|---|---|---|---|
| "H" denotes hold until further instruction | [signature] AECOM | 10/5/20 1300 | [signature] | 10/5/20 1330 |

**NB OF BOTTLES RETURNED/DESCRIPTION**

| | | | |
|---|---|---|---|
| Sampler's Name | H Jones | Mobile # | 607-229-7790 |
| Sampler's Signature | [signature] | Date/Time | 2020/09/30 |

# Attachment 3

# GPS Calibration Forms

# Ocean Surveys Kinematic GPS Field Calibration Checks

Long Term Monitoring Program
New Bedford, MA

| ID | Benchmark Easting* (ft) | Benchmark Northing* (ft) | Benchmark Elevation (ft, NAVD,88) | Vessel | Date | Time (UTC) | Time (EDT) | Measure Down (ft) | Water Elevation (ft, NAVD,88) | Easting* (ft) | Northing* (ft) | Elevation (ft, NAVD,88) | Delta XY (ft) | Measured Vessel Offset (ft) | Vessel Offset Delta (ft) | Delta Z (ft) |
|---|---|---|---|---|---|---|---|---|---|---|---|---|---|---|---|---|
| OSI Knee Wall | 413854.99 | 2571402.24 | 50.00 | Willing II | 09/21/20 | 20:15 | 16:15 | 0.00 | 50.00 | 413854.92 | 2571402.26 | 50.02 | 0.07 | 0.00 | -0.07 | -0.02 |
| NBH-OSIb | 814166.02 | 2696628.52 | 6.62 | Willing II | 09/22/20 | 11:10 | 07:10 | 6.60 | 0.02 | 814152.34 | 2696605.41 | 0.01 | 26.86 | 26.80 | -0.06 | 0.01 |
| NBH-OSIb | 814166.02 | 2696628.52 | 6.62 | Willing II | 09/22/20 | 20:45 | 16:45 | 6.52 | 0.10 | 814154.16 | 2696606.82 | 0.08 | 24.73 | 24.80 | 0.07 | 0.02 |
| NBH-OSIb | 814166.02 | 2696628.52 | 6.62 | Willing II | 09/23/20 | 11:32 | 07:32 | 6.53 | 0.09 | 814153.67 | 2696608.42 | 0.12 | 23.59 | 23.65 | 0.06 | -0.03 |
| NBH-OSIb | 814166.02 | 2696628.52 | 6.62 | Willing II | 09/23/20 | 20:08 | 16:08 | 4.60 | 2.02 | 814153.47 | 2696607.50 | 1.97 | 24.48 | 24.50 | 0.02 | 0.05 |
| NBH-OSIb | 814166.02 | 2696628.52 | 6.62 | Willing II | 09/24/20 | 11:34 | 07:34 | 7.03 | -0.41 | 814151.84 | 2696607.94 | -0.40 | 24.99 | 24.95 | -0.04 | -0.01 |
| NBH-OSIb | 814166.02 | 2696628.52 | 6.62 | Willing II | 09/24/20 | 20:54 | 16:54 | 4.98 | 1.64 | 814155.37 | 2696606.60 | 1.71 | 24.37 | 24.42 | 0.05 | -0.07 |
| NBH-OSIb | 814166.02 | 2696628.52 | 6.62 | Willing II | 09/25/20 | 11:35 | 07:35 | 6.81 | -0.19 | 814155.05 | 2696606.54 | -0.20 | 24.57 | 24.52 | -0.05 | 0.01 |
| NBH-OSIb | 814166.02 | 2696628.52 | 6.62 | Willing II | 09/25/20 | 19:07 | 15:07 | 4.05 | 2.57 | 814154.87 | 2696609.51 | 2.66 | 22.04 | 22.01 | -0.03 | -0.09 |
| NBH-OSIb | 814166.02 | 2696628.52 | 6.62 | Willing II | 09/28/20 | 11:45 | 07:45 | 4.89 | 1.73 | 814155.42 | 2696608.97 | 1.70 | 22.24 | 22.05 | -0.19 | 0.03 |
| NBH-OSIb | 814166.02 | 2696628.52 | 6.62 | Willing II | 09/28/20 | 20:40 | 16:40 | 5.60 | 1.02 | 814153.99 | 2696609.42 | 1.05 | 22.57 | 22.52 | -0.05 | -0.03 |
| NBH-OSIb | 814166.02 | 2696628.52 | 6.62 | Willing II | 09/29/20 | 11:40 | 07:40 | 3.81 | 2.81 | 814152.14 | 2696609.70 | 2.72 | 23.38 | 23.42 | 0.04 | 0.09 |
| NBH-OSIb | 814166.02 | 2696628.52 | 6.62 | Willing II | 09/29/20 | 20:45 | 16:45 | 5.30 | 1.32 | 814151.76 | 2696608.03 | 1.24 | 24.96 | 24.95 | -0.01 | 0.08 |
| NBH-OSIb | 814166.02 | 2696628.52 | 6.62 | Willing II | 10/01/20 | 11:33 | 07:33 | 4.22 | 2.40 | 814154.73 | 2696608.15 | 2.44 | 23.29 | 23.19 | -0.10 | -0.04 |
| NBH-OSIb | 814166.02 | 2696628.52 | 6.62 | Willing II | 10/01/20 | 20:40 | 16:40 | 6.51 | 0.11 | 814154.02 | 2696607.21 | 0.15 | 24.46 | 24.54 | 0.08 | -0.04 |
| NBH-OSIb | 814166.02 | 2696628.52 | 6.62 | Willing II | 10/02/20 | 11:18 | 07:18 | 4.42 | 2.20 | 814153.76 | 2696606.81 | 2.21 | 24.93 | 24.90 | -0.03 | -0.01 |
| OSI Knee Wall | 413854.99 | 2571402.24 | 50.00 | Sigma-T | 09/21/20 | 20:32 | 16:32 | 0.00 | 50.00 | 413855.02 | 2571402.22 | 49.98 | 0.04 | 0.00 | -0.04 | 0.02 |
| NBH-OSIb | 814166.02 | 2696628.52 | 6.62 | Sigma-T | 09/22/20 | 11:05 | 07:05 | 6.62 | 0.00 | 814158.58 | 2696610.80 | 0.04 | 19.22 | 19.05 | -0.17 | -0.04 |
| NBH-OSIb | 814166.02 | 2696628.52 | 6.62 | Sigma-T | 09/22/20 | 20:12 | 16:12 | 5.87 | 0.75 | 814159.23 | 2696609.99 | 0.70 | 19.73 | 19.84 | 0.11 | 0.05 |
| NBH-OSIb | 814166.02 | 2696628.52 | 6.62 | Sigma-T | 09/23/20 | 11:32 | 07:32 | 6.52 | 0.10 | 814161.26 | 2696608.89 | 0.12 | 20.20 | 20.12 | -0.08 | -0.02 |
| NBH-OSIb | 814166.02 | 2696628.52 | 6.62 | Sigma-T | 09/23/20 | 20:12 | 16:12 | 4.97 | 1.65 | 814159.96 | 2696609.42 | 1.62 | 20.04 | 19.96 | -0.08 | 0.03 |
| NBH-OSIb | 814166.02 | 2696628.52 | 6.62 | Sigma-T | 09/24/20 | 11:31 | 07:31 | 7.46 | -0.84 | 814158.75 | 2696610.63 | -0.86 | 19.31 | 19.41 | 0.10 | 0.02 |
| NBH-OSIb | 814166.02 | 2696628.52 | 6.62 | Sigma-T | 09/24/20 | 20:55 | 16:55 | 5.36 | 1.26 | 814159.77 | 2696609.61 | 1.30 | 19.92 | 20.02 | 0.10 | -0.04 |
| NBH-OSIb | 814166.02 | 2696628.52 | 6.62 | Sigma-T | 09/25/20 | 11:31 | 07:31 | 7.11 | -0.49 | 814159.40 | 2696609.98 | -0.51 | 19.69 | 19.70 | 0.01 | 0.02 |
| NBH-OSIb | 814166.02 | 2696628.52 | 6.62 | Sigma-T | 09/25/20 | 19:12 | 15:12 | 4.40 | 2.22 | 814158.82 | 2696610.56 | 2.25 | 19.35 | 19.32 | -0.03 | -0.03 |
| NBH-OSIb | 814166.02 | 2696628.52 | 6.62 | Sigma-T | 09/28/20 | 11:44 | 07:44 | 4.88 | 1.74 | 814158.49 | 2696611.03 | 1.72 | 19.04 | 19.12 | 0.08 | 0.02 |
| NBH-OSIb | 814166.02 | 2696628.52 | 6.62 | Sigma-T | 09/28/20 | 20:42 | 16:42 | 5.60 | 1.02 | 814159.29 | 2696609.15 | 1.01 | 20.51 | 20.39 | -0.12 | 0.01 |
| NBH-OSIb | 814166.02 | 2696628.52 | 6.62 | Sigma-T | 09/29/20 | 11:29 | 07:29 | 4.37 | 2.25 | 814159.31 | 2696610.07 | 2.21 | 19.63 | 19.67 | 0.04 | 0.04 |
| NBH-OSIb | 814166.02 | 2696628.52 | 6.62 | Sigma-T | 09/29/20 | 20:35 | 16:35 | 5.92 | 0.70 | 814159.05 | 2696610.33 | 0.75 | 19.48 | 19.49 | 0.01 | -0.05 |
| NBH-OSIb | 814166.02 | 2696628.52 | 6.62 | Sigma-T | 10/01/20 | 11:28 | 07:28 | 4.52 | 2.10 | 814159.02 | 2696610.36 | 2.12 | 19.46 | 19.39 | -0.07 | -0.02 |
| NBH-OSIb | 814166.02 | 2696628.52 | 6.62 | Sigma-T | 10/01/20 | 20:44 | 16:44 | 6.92 | -0.30 | 814160.20 | 2696609.18 | -0.35 | 20.20 | 20.12 | -0.08 | 0.05 |
| NBH-OSIb | 814166.02 | 2696628.52 | 6.62 | Sigma-T | 10/02/20 | 11:26 | 07:26 | 4.68 | 1.94 | 814159.23 | 2696610.15 | 1.96 | 19.58 | 19.62 | 0.04 | -0.02 |

* Massachusetts State Plane, Mainland (NAD83)

# Attachment 4

# Daily Tailgate Safety Meeting Record Forms

AECOM

Americas

# Daily Tailgate Meeting

S3NA-209-FM5

| | | | |
|---|---|---|---|
| Job Location: | New Bedford Harbor | Date: | 9/21/20 |
| AECOM Site Supervisor: | Helen Jones | Person Conducting Tailgate Meeting: | Helen Jones |
| AECOM Site Supervisor Phone: | 607-229-7790 | AECOM Safety Officer Name & Phone: | H. Jones/607-229-7790 |

| | |
|---|---|
| List activities to be performed today: | sediment grab sampling |

| | | | |
|---|---|---|---|
| Muster Point: | Marine Hydraulics | Spill Kit Location: | Boat |
| First Aid Kit Location: | Boat | Fire Extinguisher Location: | Boat |

| | |
|---|---|
| Have all personnel reviewed and understand the site-specific safety plan? | ☒ Yes ☐ No* |
| Are current Pre-Job Hazard Assessments in place for each of the tasks to be performed today and understood by all? | ☒ Yes ☐ No* |
| Does each subcontractor have hazard assessments (e.g., THA, JSA, JHA) for their activities? | ☒ Yes ☐ No* ☐ N/A |
| Are any required permits in place for the applicable tasks to be performed today and understood by all? Identify required permits and permit #s: | ☐ Yes ☐ No* ☒ N/A |
| Have all members of the work team confirmed understanding of the work, hazards, and controls/ mitigation? | ☒ Yes ☐ No* |
| Have work areas been properly cordoned-off to protect workers, site staff, and the public? | ☒ Yes ☐ No* ☐ N/A |
| Have equipment checks been completed, documented, and reviewed? | ☒ Yes ☐ No* ☐ N/A |
| Do all site workers understand injury/ intervention reporting requirements including immediately notifying the AECOM Site Supervisor of any injury near miss, unsafe condition or hazard observation? | ☒ Yes ☐ No* |

** if No, then work cannot be performed until corrective action is completed and documented.*

| | |
|---|---|
| Topics covered in today's tailgate meeting: | scope of work<br>man overboard procedures<br>Covid-19 |

| Other Items Discussed Today: | Stop Work Authority & Obligation |
|---|---|
| | * All employees will stop the job any time anyone is concerned or uncertain about safety.<br>* All employees will stop the job if anyone identifies a hazard or additional mitigation not recorded on the THA.<br>* All employees will be alerted to any changes in personnel or conditions at the worksite.<br>* All employees will stop the job and reassess a task, hazards, and mitigations, and then amend the THA as needed. |

**SITE WORKERS (including AECOM Contractors and Subcontractors): By signing here, you are stating the following:**

* You have been involved in reviewing the THAs and understand the hazards and control measures associated with each task you are about to perform.
* You understand the permit to work requirements applicable to the work you are about to perform (if it includes permitted activities).
* You are aware that no tasks or work (that is not risk-assessed) is to be performed.
* You are aware of your authority and obligation to 'Stop Work'.

**I arrived and departed fit for duty:**

* You are physically and mentally fit for duty.
* You are not under the influence of any type of medication, drugs, or alcohol that could affect your ability to work safely.
* You are aware of your responsibility to immediately report any illness, injury (regardless of where or when it occurred), or fatigue issue you may have to the AECOM Supervisor.
* You signed-out uninjured unless you have otherwise informed the AECOM Supervisor.

| Print Name & Company | Signature | Initials & Sign In Time | Initials & Sign Out Time |
|---|---|---|---|
| Helen Jones AECOM | Helen A J | In & Fit 0700 | Out & Fit 1800 |
| Briley Barra AECOM | Briley Barra | In & Fit 0700 | Out & Fit 1800 |
| Evan Slalagan OSI | [illegible] | In & Fit 0700 | Out & Fit 1800 |
| Casey McFarland OSI | [illegible] | In & Fit 0700 | Out & Fit 1800 |
| Darron Kriegel AECOM | [illegible] | In & Fit 0700 | Out & Fit 1800 |
| | | In & Fit | Out & Fit 1800 |

(Attach additional Site Worker sign-in/out sheets if needed)

**SITE VISITOR / SITE REPRESENTATIVE**

| Name | Company Name | Arrival Time | Departure Time | Signature |
|---|---|---|---|---|
| | | | | |
| | | | | |
| | | | | |
| | | | | |

***To be completed once activities for the day have been concluded:***

| | | |
|---|---|---|
| Were there any Incidents, Near Misses or Observations? | ☐ Yes ☒ No | If yes, details: |
| Were there any 'Stop Work' interventions? | ☐ Yes ☒ No | If yes, details: |
| Were there any areas for improvement noted? | ☐ Yes ☒ No | If yes, details: |
| At the conclusion of the day, the job site is being left in a safe condition and there were no reports of injury or first aid. | ☒ Yes ☐ No | AECOM Supervisor Signature: Helen A J |

AECOM

# Daily Float Plan

| | |
|---|---|
| Name of vessel's operator: | Casey McFarland |
| Telephone Number: | 707-734-0531 |
| Name of Vessel: | Sigma T |
| Registration No.: | |
| Description of Vessel:<br>Type:<br>Make:<br>Color of Hull/Trim<br><br>Most distinguishing identifiable feature: | |

Rafts/Dinghies: Number:_____ Size:_____ Color:_____

Radio: Type: _____ Frequencies Monitored: _____

Number of persons onboard: 4

| Name: | Age: | Address & Telephone: |
|---|---|---|
| Helen Jones | 40 | 607-229-7790 |
| Briley Bama | 31 | 781-561-5558 |
| Evan Shalagan | 26 | 203-232-4373 |
| Casey McFarland | 29 | 707-734-0531 |
| | | |

Engine Type:_____ H.P.:_____ Normal Fuel Supply (days):_____

Survival equipment on board: (check as appropriate)

- [x] Life Jackets
- [x] Flares
- [x] Smoke Signals
- [x] Medical Kit
- [ ] EPIRB
- [ ] Paddles
- [x] Anchor
- [x] Loran/GPS
- [ ] _____

Trip: Marine Hydro to UH

Date & Time of Departure: 9/21/20 0800

Departure From: Marine Hydraulics

Departure To: Upper Harbor

Expected to arrive by: 1730 In no case later than: 1830

Date & Time of Arrival: 9/21/20 1700

Boat Lead Signature at Arrival: Helen Jones

AECOM

# Daily Float Plan

| | |
|---|---|
| Name of vessel's operator: | OSJ |
| Telephone Number: | 401-742-6192 |
| Name of Vessel: ~~[illegible]~~ | RV Willing |
| Registration No.: | CT 2716 AM |
| Description of Vessel:<br>Type: Willing<br>Make:<br>Color of Hull/Trim White<br>Most distinguishing identifiable feature: | |

Rafts/Dinghies: Number: NA Size: _____ Color: _____

Radio: Type: VHF Frequencies Monitored: 13/16 cellphones

Number of persons onboard: 4

| Name: | Age: | Address & Telephone: |
|---|---|---|
| C. Steve Howe | 57 | 603-520-0169 |
| Ben Jackson | 27 | 401-742-6192 |
| Darren Fiorelli | 27 | 585-489-8881 |
| Mike Wallace | 30 | 401-641-1971 |
| | | |

Engine Type: outboard H.P.: 2x150 Normal Fuel Supply (days): 2

Survival equipment on board: (check as appropriate)

- [x] Life Jackets
- [x] Flares
- [x] Smoke Signals
- [x] Medical Kit
- [x] EPIRB
- [x] Paddles
- [x] Anchor
- [x] Loran/GPS
- [ ] _____

Trip: Marine Hydraulics to Upper Harbor stations

| | |
|---|---|
| Date & Time of Departure: 0800 | |
| Departure From: Marine Hydraulics | Departure To: |

Expected to arrive by: 1700 In no case later than: 1800

| | |
|---|---|
| Date & Time of Arrival: 9/21/20 1700 | Boat Lead Signature at Arrival: [signature] |

AECOM

Americas

# Task Hazard Assessment

S3AM-209-FM6

| | |
|---|---|
| **Customer** USACE | **Permit No.** NA |
| **Location** New Bedford, MA | **Job No.** 60633277.08 |
| **Description of Task** Sediment Grab Sampling | **Date** 1/21/20 |

| Basic Task Steps (explain how the task will be carried out) | Hazards (identify all hazards and potential hazards) | Risk (initial) | Precautions (describe how that hazard will be controlled) | Risk (final) | Initials |
|---|---|---|---|---|---|
| Board vessel | slips/trips/falls, water work | 6 | Watch footing, wear PFD, review man overboard procedures/boat safety | 4 | HJ |
| Set up work area | lifting, pinch hazards, slips/trips/falls | 6 | proper lifting technique, gloves, housekeeping | 4 | HJ |
| Collect sediment grab | chemical & pinch hazards | 6 | use PPE: gloves, safety glasses, hard hat in wind | 4 | HJ |
| Clean up work area | lifting, pinch hazards, slips/trips/falls | 6 | proper lifting technique, gloves, awareness | 4 | HJ |
| Disembark | slips/trips/falls, on water safety | 6 | Good housekeeping/be aware of surroundings | 4 | HJ |
| General project: | weather: rain/lightning/wind | 5 | bad weather plan in place--seek shelter/30 min rule | 3 | HJ |
| | heat stress | 6 | hydrate, seek shade, watch coworkers for symptoms | 2 | HJ |
| | cold stress | 6 | Wear appropriate clothes, seek warmth, watch coworkers for symptoms | 2 | HJ |
| | | | | | |
| | | | | | |
| | | | | | |
| | | | | | |
| | | | | | |
| | | | | | |
| | | | | | |
| | | | **Highest Risk Index** | 4 | |

Review and attach to Tailgate Meeting as required. Number and attach additional pages if necessary.

Worker/Visitor acknowledgement and review of this content on back of this document.

**Risk Matrix on Reverse**

**Originator** Helen Jones (Print Name) — Helen J (Signature)

**Supervisor** Helen Jones (Print Name) — Helen J (Signature)

THIS FORM IS TO BE KEPT ON JOB SITE.

AECOM

## WORKER SIGN ON

NAME (Please Print) SIGNATURE

I participated in the development and understand the content of this Task Hazard Assessment.

Helen Jones
Briley Barra
Evan Shalegan
Casey McFarland
Mitie Wallace
Steve Howe
Darren Kriegl
Ben Jukia

## Risk Rating Matrix

| Probability | Severity | | | | |
|---|---|---|---|---|---|
| | 5 - Catastrophic | 4 – Critical | 3 – Major | 2 – Moderate | 1 - Minor |
| 5 – Frequent | 25 | 20 | 15 | 10 | 5 |
| 4 – Probable | 20 | 16 | 12 | 8 | 4 |
| 3 – Occasional | 15 | 12 | 9 | 6 | 3 |
| 2 – Remote | 10 | 8 | 6 | 4 | 2 |
| 1 - Improbable | 5 | 4 | 3 | 2 | 1 |

| Risk Rating (Probability x Severity) | Risk Acceptance Authority |
|---|---|
| 1 to 4 (Low) | Risk is tolerable, manage at local level |
| 5 to 9 (Medium) | Risk requires approval by Operations Lead/Supervisor & Safety Manager |
| 10 to 25 (High) | Risk requires the approval of the Operations Manager & Safety Director |

| Severity – Potential Consequences | | | | |
|---|---|---|---|---|
| | People | Property Damage | Environmental Impact | Public Image/Reputation |
| Catastrophic | Fatality, Multiple Major Incidents | >$1M USD, Structural collapse | Offsite impact requiring remediation | Government intervention |
| Critical | Permanent impairment, Long term injury/illness | >$250K to $1M USD | Onsite impact requiring remediation | Media intervention |
| Major | Lost/Restricted Work | > $10K to $250K USD | Release at/above reportable limit | Owner intervention |
| Moderate | Medical Treatment | > $1K to $10K USD | Release below reportable limit | Community or local attention |
| Minor | First Aid | <=$1K USD | Small chemical release contained onsite | Individual complaint |

| Probability | | |
|---|---|---|
| Frequent | Expected to occur during task/activity | 9/10 |
| Probable | Likely to occur during task/activity | 1/10 |
| Occasional | May occur during the task/activity | 1/100 |
| Remote | Unlikely to occur during task/activity | 1/1,000 |
| Improbable | Highly unlikely to occur, but possible during task/activity | 1/10,000 |

## VISITOR SIGN ON

NAME (Please Print) SIGNATURE TIME

Task Hazard Assessment Follow-Up/Review.

| First Break | Initial |
|---|---|
| | |
| | |
| | |

| Lunch Break | Initial |
|---|---|
| | |
| | |
| | |

| Second Break | Initial |
|---|---|
| | |
| | |
| | |

Emergency Meeting / Assembly Area

Marine Hydraulics

Emergency Contact #

607-229-7790

Emergency Radio Channel

3, 16

Area is safe and housekeeping completed at the end of task/shift.

Supervisor (print name) Helen Jones

Signature

# Boat Safety Checklist

Keep this page with your boat, ready for inspection. By using this checklist, or one fine-tuned by yourself, you'll be sure that everything is on board and in good working order. Your passengers will appreciate knowing you're concerned about boating safety.

- [x] Float plan--let a friend or relative know when you're leaving, where you're going, when you expect to return, what to do if you don't, and a description of your boat
- [x] Registration certificate or documentation
- [x] Personal Flotation Devices (wearable and throw able)--USCG approved, good condition, readily accessible, assigned and fitted
- [x] Fire Extinguishers--right number, size, and class for boat; charged, not corroded, nozzle clear, bracketed, readily accessible
- [x] Visual Distress Signals--current dates on flares, proper number, batteries good if lights or EPIRB
- [x] Anchors and Line--adequate anchor for bottom, adequate line for water depth
- [x] Bilge device --bilge pump operable, alternative bailing device available
- [x] Watch or clock--operable
- [x] Bright flashlight or searchlight
- [x] Navigation lights --tested and operable, spare bulbs
- [x] Batteries--fully charged, encased in plastic boxes or terminals covered, securely fastened down
- [x] Sound-producing device--horn, whistle appropriate for boat
- [x] Alternate propulsion--paddle or oar
- [x] First Aid Kit
- [x] Tools, spare outboard prop and lock nut
- [x] Compass
- [x] Sunscreen
- [ ] Weather Radio

Boat: Sigma T Captain's Signature: [signature]

9/1/20

# Boat Safety Checklist

Keep this page with your boat, ready for inspection. By using this checklist, or one fine-tuned by yourself, you'll be sure that everything is on board and in good working order. Your passengers will appreciate knowing you're concerned about boating safety.

- [x] Float plan--let a friend or relative know when you're leaving, where you're going, when you expect to return, what to do if you don't, and a description of your boat
- [x] Registration certificate or documentation
- [x] Personal Flotation Devices (wearable and throw able)--USCG approved, good condition, readily accessible, assigned and fitted
- [x] Fire Extinguishers--right number, size, and class for boat; charged, not corroded, nozzle clear, bracketed, readily accessible
- [x] Visual Distress Signals--current dates on flares, proper number, batteries good if lights or EPIRB
- [x] Anchors and Line--adequate anchor for bottom, adequate line for water depth
- [x] Bilge device --bilge pump operable, alternative bailing device available
- [x] Watch or clock--operable
- [x] Bright flashlight or searchlight
- [x] Navigation lights --tested and operable, spare bulbs
- [x] Batteries--fully charged, encased in plastic boxes or terminals covered, securely fastened down
- [x] Sound-producing device--horn, whistle appropriate for boat
- [x] Alternate propulsion--paddle or oar
- [x] First Aid Kit
- [x] Tools, spare outboard prop and lock nut
- [x] Compass
- [x] Sunscreen
- [x] Weather Radio

Boat: RW Willing Captain's Signature: [signature]

9/21/20

AECOM

Americas

# Daily Tailgate Meeting

S3NA-209-FM5

| | | | |
|---|---|---|---|
| Job Location: | New Bedford Harbor | Date: | 9/22/20 |
| AECOM Site Supervisor: | Helen Jones | Person Conducting Tailgate Meeting: | Helen Jones |
| AECOM Site Supervisor Phone: | 607-229-7790 | AECOM Safety Officer Name & Phone: | H. Jones/607-229-7790 |

| | |
|---|---|
| List activities to be performed today: | grab sampling |

| | | | |
|---|---|---|---|
| Muster Point: | Marine Hydraulics | Spill Kit Location: | Boat |
| First Aid Kit Location: | Boat | Fire Extinguisher Location: | Boat |

| | |
|---|---|
| Have all personnel reviewed and understand the site-specific safety plan? | ☒ Yes ☐ No* |
| Are current Pre-Job Hazard Assessments in place for each of the tasks to be performed today and understood by all? | ☒ Yes ☐ No* |
| Does each subcontractor have hazard assessments (e.g., THA, JSA, JHA) for their activities? | ☒ Yes ☐ No* ☐ N/A |
| Are any required permits in place for the applicable tasks to be performed today and understood by all? Identify required permits and permit #s: | ☐ Yes ☐ No* ☒ N/A |
| Have all members of the work team confirmed understanding of the work, hazards, and controls/ mitigation? | ☒ Yes ☐ No* |
| Have work areas been properly cordoned-off to protect workers, site staff, and the public? | ☒ Yes ☐ No* ☐ N/A |
| Have equipment checks been completed, documented, and reviewed? | ☒ Yes ☐ No* ☐ N/A |
| Do all site workers understand injury/ intervention reporting requirements including immediately notifying the AECOM Site Supervisor of any injury near miss, unsafe condition or hazard observation? | ☒ Yes ☐ No* |

** if No, then work cannot be performed until corrective action is completed and documented.*

| | |
|---|---|
| Topics covered in today's tailgate meeting: | hydration<br>clean work space |

| Other Items Discussed Today: | Stop Work Authority & Obligation |
|---|---|
| | * All employees will stop the job any time anyone is concerned or uncertain about safety.<br>* All employees will stop the job if anyone identifies a hazard or additional mitigation not recorded on the THA.<br>* All employees will be alerted to any changes in personnel or conditions at the worksite.<br>* All employees will stop the job and reassess a task, hazards, and mitigations, and then amend the THA as needed. |

**SITE WORKERS (including AECOM Contractors and Subcontractors): By signing here, you are stating the following:**

* You have been involved in reviewing the THAs and understand the hazards and control measures associated with each task you are about to perform.
* You understand the permit to work requirements applicable to the work you are about to perform (if it includes permitted activities).
* You are aware that no tasks or work (that is not risk-assessed) is to be performed.
* You are aware of your authority and obligation to 'Stop Work'.

**I arrived and departed fit for duty:**

* You are physically and mentally fit for duty.
* You are not under the influence of any type of medication, drugs, or alcohol that could affect your ability to work safely.
* You are aware of your responsibility to immediately report any illness, injury (regardless of where or when it occurred), or fatigue issue you may have to the AECOM Supervisor.
* You signed-out uninjured unless you have otherwise informed the AECOM Supervisor.

| Print Name & Company | Signature | Initials & Sign In Time | Initials & Sign Out Time |
|---|---|---|---|
| Helen Jones AECOM | Helen A J | In & Fit 0730 | Out & Fit 1730 |
| Evan Slatagen OSI | Evan Slatagen | In & Fit 0730 | Out & Fit 1730 |
| Brilley Barra AECOM | Brilley Barra | In & Fit 0730 | Out & Fit 1730 |
| Darron Kingel AECOM | Darron Kingel | In & Fit 0730 | Out & Fit 1730 |
| Mike Wallace / OSI | Mike Wallace | In & Fit 0710 | Out & Fit 1730 |
| Ben Tucker | [illegible] | In & Fit 0700 | Out & Fit 1730 |

(Attach additional Site Worker sign-in/out sheets if needed)

**SITE VISITOR / SITE REPRESENTATIVE**

cont'd

| Name | Company Name | Arrival Time | Departure Time | Signature |
|---|---|---|---|---|
| C. Stevethone | AECOM | 0730 | 1730 | |
| Casey McFarland | OSI | 0630 | 1730 | |
| | | | | |
| | | | | |

***To be completed once activities for the day have been concluded:***

| | | |
|---|---|---|
| Were there any Incidents, Near Misses or Observations? | ☐ Yes ☒ No | If yes, details: |
| Were there any 'Stop Work' interventions? | ☐ Yes ☒ No | If yes, details: |
| Were there any areas for improvement noted? | ☐ Yes ☒ No | If yes, details: |
| At the conclusion of the day, the job site is being left in a safe condition and there were no reports of injury or first aid. | ☒ Yes ☐ No | AECOM Supervisor Signature: Helen A J |

# Boat Safety Checklist

Keep this page with your boat, ready for inspection. By using this checklist, or one fine-tuned by yourself, you'll be sure that everything is on board and in good working order. Your passengers will appreciate knowing you're concerned about boating safety.

- [x] Float plan--let a friend or relative know when you're leaving, where you're going, when you expect to return, what to do if you don't, and a description of your boat
- [x] Registration certificate or documentation
- [x] Personal Flotation Devices (wearable and throw able)--USCG approved, good condition, readily accessible, assigned and fitted
- [x] Fire Extinguishers--right number, size, and class for boat; charged, not corroded, nozzle clear, bracketed, readily accessible
- [x] Visual Distress Signals--current dates on flares, proper number, batteries good if lights or EPIRB
- [x] Anchors and Line--adequate anchor for bottom, adequate line for water depth
- [x] Bilge device --bilge pump operable, alternative bailing device available
- [x] Watch or clock--operable
- [x] Bright flashlight or searchlight
- [x] Navigation lights --tested and operable, spare bulbs
- [x] Batteries--fully charged, encased in plastic boxes or terminals covered, securely fastened down
- [x] Sound-producing device--horn, whistle appropriate for boat
- [x] Alternate propulsion--paddle or oar
- [x] First Aid Kit
- [x] Tools, spare outboard prop and lock nut
- [x] Compass
- [x] Sunscreen
- [x] Weather Radio

Boat Willing Captain's Signature: 9/22/20

# Boat Safety Checklist

Keep this page with your boat, ready for inspection. By using this checklist, or one fine-tuned by yourself, you'll be sure that everything is on board and in good working order. Your passengers will appreciate knowing you're concerned about boating safety.

- ☐ Float plan--let a friend or relative know when you're leaving, where you're going, when you expect to return, what to do if you don't, and a description of your boat
- ☐ Registration certificate or documentation
- ☐ Personal Flotation Devices (wearable and throw able)--USCG approved, good condition, readily accessible, assigned and fitted
- ☐ Fire Extinguishers--right number, size, and class for boat; charged, not corroded, nozzle clear, bracketed, readily accessible
- ☐ Visual Distress Signals--current dates on flares, proper number, batteries good if lights or EPIRB
- ☐ Anchors and Line--adequate anchor for bottom, adequate line for water depth
- ☐ Bilge device --bilge pump operable, alternative bailing device available
- ☐ Watch or clock--operable
- ☐ Bright flashlight or searchlight
- ☐ Navigation lights --tested and operable, spare bulbs
- ☐ Batteries--fully charged, encased in plastic boxes or terminals covered, securely fastened down
- ☐ Sound-producing device--horn, whistle appropriate for boat
- ☐ Alternate propulsion--paddle or oar
- ☐ First Aid Kit
- ☐ Tools, spare outboard prop and lock nut
- ☐ Compass
- ☐ Sunscreen
- ☐ Weather Radio

Boat: Sigma T Captain's Signature: [signature]

9/22/20

AECOM

Americas

# Task Hazard Assessment

S3AM-209-FM6

| | |
|---|---|
| **Customer** USACE | **Permit No.** NA |
| **Location** New Bedford, MA | **Job No.** 60633277.08 |
| **Description of Task** Sediment Grab Sampling | **Date** 9/22/20 |

| Basic Task Steps (explain how the task will be carried out) | Hazards (identify all hazards and potential hazards) | Risk (initial) | Precautions (describe how that hazard will be controlled) | Risk (final) | Initials |
|---|---|---|---|---|---|
| Board vessel | slips/trips/falls, water work | 6 | Watch footing, wear PFD, review man overboard procedures/boat safety | 4 | HJ |
| Set up work area | lifting, pinch hazards, slips/trips/falls | 6 | proper lifting technique, gloves, housekeeping | 4 | HJ |
| Collect sediment grab | chemical & pinch hazards | 6 | use PPE: gloves, safety glasses, hard hat in wind | 4 | HJ |
| Clean up work area | lifting, pinch hazards, slips/trips/falls | 6 | proper lifting technique, gloves, awareness | 4 | HJ |
| Disembark | slips/trips/falls, on water safety | 6 | Good housekeeping/be aware of surroundings | 4 | HJ |
| General project: | weather: rain/lightning/wind | 5 | bad weather plan in place--seek shelter/30 min rule | 3 | HJ |
| | heat stress | 6 | hydrate, seek shade, watch coworkers for symptoms | 2 | HJ |
| | cold stress | 6 | Wear appropriate clothes, seek warmth, watch coworkers for symptoms | 2 | HJ |
| | | | | | |
| | | | | | |
| | | | | | |
| | | | | | |
| | | | | | |
| | | | | | |
| | | | | | |
| | | | Highest Risk Index | 4 | |

Review and attach to Tailgate Meeting as required. Number and attach additional pages if necessary.

Worker/Visitor acknowledgement and review of this content on back of this document.

**Risk Matrix on Reverse**

**Originator** Helen Jones (Print Name) — Helen A Jones (Signature)

**Supervisor** Helen Jones (Print Name) — Helen A Jones (Signature)

THIS FORM IS TO BE KEPT ON JOB SITE.

AECOM

## WORKER SIGN ON

NAME (Please Print) SIGNATURE

**I participated in the development and understand the content of this Task Hazard Assessment.**

Helen Jones
Evan Shelagn
Briley Barra
Dayton Kingd
Mike Valica
Bry Taylor
Cullen Hove
Casey McFarlel

## VISITOR SIGN ON

NAME (Please Print) SIGNATURE TIME

## Risk Rating Matrix

| Probability | Severity | | | | |
|---|---|---|---|---|---|
| | 5 - Catastrophic | 4 – Critical | 3 – Major | 2 – Moderate | 1 - Minor |
| 5 – Frequent | 25 | 20 | 15 | 10 | 5 |
| 4 – Probable | 20 | 16 | 12 | 8 | 4 |
| 3 – Occasional | 15 | 12 | 9 | 6 | 3 |
| 2 – Remote | 10 | 8 | 6 | 4 | 2 |
| 1 - Improbable | 5 | 4 | 3 | 2 | 1 |

| Risk Rating (Probability x Severity) | Risk Acceptance Authority |
|---|---|
| 1 to 4 (Low) | Risk is tolerable, manage at local level |
| 5 to 9 (Medium) | Risk requires approval by Operations Lead/Supervisor & Safety Manager |
| 10 to 25 (High) | Risk requires the approval of the Operations Manager & Safety Director |

| Severity – Potential Consequences | | | | |
|---|---|---|---|---|
| | People | Property Damage | Environmental Impact | Public Image/Reputation |
| Catastrophic | Fatality, Multiple Major Incidents | >$1M USD, Structural collapse | Offsite impact requiring remediation | Government intervention |
| Critical | Permanent impairment, Long term injury/illness | >$250K to $1M USD | Onsite impact requiring remediation | Media intervention |
| Major | Lost/Restricted Work | > $10K to $250K USD | Release at/above reportable limit | Owner intervention |
| Moderate | Medical Treatment | > $1K to $10K USD | Release below reportable limit | Community or local attention |
| Minor | First Aid | <=$1K USD | Small chemical release contained onsite | Individual complaint |

| Probability | | |
|---|---|---|
| Frequent | Expected to occur during task/activity | 9/10 |
| Probable | Likely to occur during task/activity | 1/10 |
| Occasional | May occur during the task/activity | 1/100 |
| Remote | Unlikely to occur during task/activity | 1/1,000 |
| Improbable | Highly unlikely to occur, but possible during task/activity | 1/10 000 |

**Task Hazard Assessment Follow-Up/Review.**

| First Break | Initial |
|---|---|
| | |
| | |
| | |

| Lunch Break | Initial |
|---|---|
| | |
| | |
| | |

| Second Break | Initial |
|---|---|
| | |
| | |
| | |

Emergency Meeting / Assembly Area

Marine Hydraulics

Emergency Contact #

607-229-7790

Emergency Radio Channel

3, 16

**Area is safe and housekeeping completed at the end of task/shift.**

Supervisor (print name) Helen Jones

Signature

AECOM

# Daily Float Plan

| | |
|---|---|
| Name of vessel's operator: | Casey McFarland |
| Telephone Number: | 707-734-0531 |
| Name of Vessel: | Sigma T |
| Registration No.: | ~~NWW R0105 B202~~ CT7365 BF |
| Description of Vessel:<br>Type:<br>Make:<br>Color of Hull/Trim<br><br>Most distinguishing identifiable feature: | <br>Cabin motorboat<br><br>White |

Rafts/Dinghies: Number: NK Size: _____ Color: _____

Radio: Type: VHF Frequencies Monitored: 6/9

Number of persons onboard: 4

| Name: | Age: | Address & Telephone: |
|---|---|---|
| Helen Jones | 40 | 607-229-7790 |
| Briley Bana | 31 | 781-561-5558 |
| Evan Shalagen | 26 | 203-232-4373 |
| Casey McFarland | 29 | 707-734-0531 |
| | | |

Engine Type: outboard H.P.: 225 Normal Fuel Supply (days): _____

Survival equipment on board: (check as appropriate)

- [x] Life Jackets
- [x] Flares
- [x] Smoke Signals
- [x] Medical Kit
- [x] EPIRB
- [ ] Paddles
- [x] Anchor
- [x] Loran/GPS
- [ ] _____

Trip: Marine Hydraulics to Upper Harbor

| | |
|---|---|
| Date & Time of Departure: | 9/22/20 0800 |
| Departure From: Marine Hydro | Departure To: U.H. |

Expected to arrive by: 1730 In no case later than: 1830

| | |
|---|---|
| Date & Time of Arrival: 9/22/20 1630 | Boat Lead Signature at Arrival: Helen Jones |

AECOM

# Daily Float Plan

| | |
|---|---|
| Name of vessel's operator: | OSI |
| Telephone Number: | 401-742-6192 |
| Name of Vessel: | RV Willing |
| Registration No.: | CT 2716 AM |
| Description of Vessel:<br>Type:<br>Make:<br>Color of Hull/Trim<br><br>Most distinguishing identifiable feature: | willing<br>white |

Rafts/Dinghies: Number: NA Size: _____ Color: _____

Radio: Type: UHF Frequencies Monitored: 13/16 cell phone

Number of persons onboard: 4

| Name: | Age: | Address & Telephone: |
|---|---|---|
| Cl Steve Howe | 57 | 603-520-0169 |
| Ben Jackson | 27 | 401-742-6192 |
| Damon Kriegel | 27 | 585-489-8881 |
| Mike Wallace | 30 | 401-649-1971 |
| | | |

Engine Type: outboard H.P.: 2x150 Normal Fuel Supply (days): 2

Survival equipment on board: (check as appropriate)

- [x] Life Jackets
- [x] Flares
- [x] Smoke Signals
- [x] Medical Kit
- [x] EPIRB
- [x] Paddles
- [x] Anchor
- [x] Loran/GPS
- [ ] _____

Trip: Marine Hydraulics to Upper Harbor

| | |
|---|---|
| Date & Time of Departure: | 9/22/20 0800 |
| Departure From: Marine Hydro | Departure To: UH |

Expected to arrive by: 1730 In no case later than: 1830

| | |
|---|---|
| Date & Time of Arrival: 9/22/20 1630 | Boat Lead Signature at Arrival: [signature] |

AECOM

Americas

# Daily Tailgate Meeting

S3NA-209-FM5

| | | | |
|---|---|---|---|
| Job Location: | New Bedford Harbor | Date: | 9/23/20 |
| AECOM Site Supervisor: | Helen Jones | Person Conducting Tailgate Meeting: | Helen Jones |
| AECOM Site Supervisor Phone: | 607-229-7790 | AECOM Safety Officer Name & Phone: | H. Jones/607-229-7790 |

| | |
|---|---|
| List activities to be performed today: | Sediment grab sampling |

| | | | |
|---|---|---|---|
| Muster Point: | Marine Hydraulics | Spill Kit Location: | Boat |
| First Aid Kit Location: | Boat | Fire Extinguisher Location: | Boat |

| | |
|---|---|
| Have all personnel reviewed and understand the site-specific safety plan? | ☒ Yes ☐ No* |
| Are current Pre-Job Hazard Assessments in place for each of the tasks to be performed today and understood by all? | ☒ Yes ☐ No* |
| Does each subcontractor have hazard assessments (e.g., THA, JSA, JHA) for their activities? | ☒ Yes ☐ No* ☐ N/A |
| Are any required permits in place for the applicable tasks to be performed today and understood by all? Identify required permits and permit #s: | ☐ Yes ☐ No* ☒ N/A |
| Have all members of the work team confirmed understanding of the work, hazards, and controls/ mitigation? | ☒ Yes ☐ No* |
| Have work areas been properly cordoned-off to protect workers, site staff, and the public? | ☒ Yes ☐ No* ☐ N/A |
| Have equipment checks been completed, documented, and reviewed? | ☒ Yes ☐ No* ☐ N/A |
| Do all site workers understand injury/ intervention reporting requirements including immediately notifying the AECOM Site Supervisor of any injury near miss, unsafe condition or hazard observation? | ☒ Yes ☐ No* |

** if No, then work cannot be performed until corrective action is completed and documented.*

| | |
|---|---|
| Topics covered in today's tailgate meeting: | hydration<br>clean workspace |

| Other Items Discussed Today: | Stop Work Authority & Obligation |
|---|---|
| | * All employees will stop the job any time anyone is concerned or uncertain about safety.<br>* All employees will stop the job if anyone identifies a hazard or additional mitigation not recorded on the THA.<br>* All employees will be alerted to any changes in personnel or conditions at the worksite.<br>* All employees will stop the job and reassess a task, hazards, and mitigations, and then amend the THA as needed. |

**SITE WORKERS (including AECOM Contractors and Subcontractors): By signing here, you are stating the following:**

* You have been involved in reviewing the THAs and understand the hazards and control measures associated with each task you are about to perform.
* You understand the permit to work requirements applicable to the work you are about to perform (if it includes permitted activities).
* You are aware that no tasks or work (that is not risk-assessed) is to be performed.
* You are aware of your authority and obligation to 'Stop Work'.

**I arrived and departed fit for duty:**

* You are physically and mentally fit for duty.
* You are not under the influence of any type of medication, drugs, or alcohol that could affect your ability to work safely.
* You are aware of your responsibility to immediately report any illness, injury (regardless of where or when it occurred), or fatigue issue you may have to the AECOM Supervisor.
* You signed-out uninjured unless you have otherwise informed the AECOM Supervisor.

| Print Name & Company | Signature | Initials & Sign In Time | Initials & Sign Out Time |
|---|---|---|---|
| Helen Jones AECOM | Helen Jones | In & Fit 0730 | Out & Fit 1800 |
| Casey McFarland OSI | [illegible] | In & Fit 0630 | Out & Fit 1800 |
| Briley Barra AECOM | Briley Barra | In & Fit 0730 | Out & Fit 1800 |
| Ben Jackson OSI | [illegible] | In & Fit 650 | Out & Fit 1800 |
| Mike Wallace OSI | [illegible] | In & Fit 730 | Out & Fit 1800 |
| Darron Kriegel AECOM | [illegible] | In & Fit 0730 | Out & Fit 1730 |

(Attach additional Site Worker sign-in/out sheets if needed)

**SITE VISITOR / SITE REPRESENTATIVE**

cont'd

| Name | Company Name | Arrival Time | Departure Time | Signature |
|---|---|---|---|---|
| C. Steve Howe | AECOM | 0730 SH | 1730 | [illegible] |
| Evan Shalaya | OSI | 0730 | 1800 | |
| | | | | |
| | | | | |

***To be completed once activities for the day have been concluded:***

| | | |
|---|---|---|
| Were there any Incidents, Near Misses or Observations? | ☐ Yes ☒ No | If yes, details: |
| Were there any 'Stop Work' interventions? | ☐ Yes ☒ No | If yes, details: |
| Were there any areas for improvement noted? | ☐ Yes ☒ No | If yes, details: |
| At the conclusion of the day, the job site is being left in a safe condition and there were no reports of injury or first aid. | ☒ Yes ☐ No | AECOM Supervisor Signature: Helen Jones |

AECOM

Americas

# Task Hazard Assessment

S3AM-209-FM6

| | |
|---|---|
| **Customer** USACE | **Permit No.** NA |
| **Location** New Bedford, MA | **Job No.** 60633277.08 |
| **Description of Task** Sediment Grab Sampling | **Date** 9/23/22 |

| Basic Task Steps (explain how the task will be carried out) | Hazards (identify all hazards and potential hazards) | Risk (initial) | Precautions (describe how that hazard will be controlled) | Risk (final) | Initials |
|---|---|---|---|---|---|
| Board vessel | slips/trips/falls, water work | 6 | Watch footing, wear PFD, review man overboard procedures/boat safety | 4 | HJ |
| Set up work area | lifting, pinch hazards, slips/trips/falls | 6 | proper lifting technique, gloves, housekeeping | 4 | HJ |
| Collect sediment grab | chemical & pinch hazards | 6 | use PPE: gloves, safety glasses, hard hat in wind | 4 | HJ |
| Clean up work area | lifting, pinch hazards, slips/trips/falls | 6 | proper lifting technique, gloves, awareness | 4 | HJ |
| Disembark | slips/trips/falls, on water safety | 6 | Good housekeeping/be aware of surroundings | 4 | HJ |
| General project: | weather: rain/lightning/wind | 5 | bad weather plan in place--seek shelter/30 min rule | 3 | HJ |
| | heat stress | 6 | hydrate, seek shade, watch coworkers for symptoms | 2 | HJ |
| | cold stress | 6 | Wear appropriate clothes, seek warmth, watch coworkers for symptoms | 2 | HJ |
| | | | | | |
| | | | | | |
| | | | | | |
| | | | | | |
| | | | | | |
| | | | | | |
| | | | | | |
| | | | **Highest Risk Index** | 4 | |

Review and attach to Tailgate Meeting as required. Number and attach additional pages if necessary.

Worker/Visitor acknowledgement and review of this content on back of this document.

**Risk Matrix on Reverse**

**Originator** Helen Jones (Print Name) — Helen J (Signature)

**Supervisor** Helen Jones (Print Name) — Helen J (Signature)

THIS FORM IS TO BE KEPT ON JOB SITE.

AECOM

## WORKER SIGN ON

NAME (Please Print) SIGNATURE

**I participated in the development and understand the content of this Task Hazard Assessment.**

Helen Jones
Casey McFarland
Brilly Barrea
Ben Jackson
Mike Wallace
Jason Grizzel
Steve Howe
Evan Shalagan

## Risk Rating Matrix

| Probability | Severity | | | | |
|---|---|---|---|---|---|
| | 5 - Catastrophic | 4 – Critical | 3 – Major | 2 – Moderate | 1 - Minor |
| 5 – Frequent | 25 | 20 | 15 | 10 | 6 |
| 4 – Probable | 20 | 16 | 12 | 8 | 4 |
| 3 – Occasional | 15 | 12 | 9 | 6 | 3 |
| 2 – Remote | 10 | 8 | 6 | 4 | 2 |
| 1 - Improbable | 6 | 4 | 3 | 2 | 1 |

| Risk Rating (Probability x Severity) | Risk Acceptance Authority |
|---|---|
| 1 to 4 (Low) | Risk is tolerable, manage at local level |
| 5 to 9 (Medium) | Risk requires approval by Operations Lead/Supervisor & Safety Manager |
| 10 to 25 (High) | Risk requires the approval of the Operations Manager & Safety Director |

| Severity – Potential Consequences | | | | |
|---|---|---|---|---|
| | People | Property Damage | Environmental Impact | Public Image/Reputation |
| Catastrophic | Fatality, Multiple Major Incidents | >$1M USD, Structural collapse | Offsite impact requiring remediation | Government intervention |
| Critical | Permanent impairment, Long term injury/illness | >$250K to $1M USD | Onsite impact requiring remediation | Media intervention |
| Major | Lost/Restricted Work | > $10K to $250K USD | Release at/above reportable limit | Owner intervention |
| Moderate | Medical Treatment | > $1K to $10K USD | Release below reportable limit | Community or local attention |
| Minor | First Aid | <=$1K USD | Small chemical release contained onsite | Individual complaint |

| Probability | | |
|---|---|---|
| Frequent | Expected to occur during task/activity | 9/10 |
| Probable | Likely to occur during task/activity | 1/10 |
| Occasional | May occur during the task/activity | 1/100 |
| Remote | Unlikely to occur during task/activity | 1/1,000 |
| Improbable | Highly unlikely to occur, but possible during task/activity | 1/10 000 |

## VISITOR SIGN ON

NAME (Please Print) SIGNATURE TIME

**Task Hazard Assessment Follow-Up/Review.**

| First Break | Initial |
|---|---|
| | |
| | |
| | |

| Lunch Break | Initial |
|---|---|
| | |
| | |
| | |

| Second Break | Initial |
|---|---|
| | |
| | |
| | |

Emergency Meeting / Assembly Area

Marine Hydraulics

Emergency Contact #

607-229-7790

Emergency Radio Channel

3, 16

**Area is safe and housekeeping completed at the end of task/shift.**

Supervisor (print name) Helen Jones

Signature

# Boat Safety Checklist

Keep this page with your boat, ready for inspection. By using this checklist, or one fine-tuned by yourself, you'll be sure that everything is on board and in good working order. Your passengers will appreciate knowing you're concerned about boating safety.

- [x] Float plan--let a friend or relative know when you're leaving, where you're going, when you expect to return, what to do if you don't, and a description of your boat
- [x] Registration certificate or documentation
- [x] Personal Flotation Devices (wearable and throw able)--USCG approved, good condition, readily accessible, assigned and fitted
- [x] Fire Extinguishers--right number, size, and class for boat; charged, not corroded, nozzle clear, bracketed, readily accessible
- [x] Visual Distress Signals--current dates on flares, proper number, batteries good if lights or EPIRB
- [x] Anchors and Line--adequate anchor for bottom, adequate line for water depth
- [x] Bilge device --bilge pump operable, alternative bailing device available
- [x] Watch or clock--operable
- [x] Bright flashlight or searchlight
- [x] Navigation lights --tested and operable, spare bulbs
- [x] Batteries--fully charged, encased in plastic boxes or terminals covered, securely fastened down
- [x] Sound-producing device--horn, whistle appropriate for boat
- [x] Alternate propulsion--paddle or oar
- [x] First Aid Kit
- [x] Tools, spare outboard prop and lock nut
- [x] Compass
- [x] Sunscreen
- [x] Weather Radio

4/23/20

Boat: R/V W. Hing Captain's Signature: [signature]

# Boat Safety Checklist

Keep this page with your boat, ready for inspection. By using this checklist, or one fine-tuned by yourself, you'll be sure that everything is on board and in good working order. Your passengers will appreciate knowing you're concerned about boating safety.

- ☑ Float plan--let a friend or relative know when you're leaving, where you're going, when you expect to return, what to do if you don't, and a description of your boat
- ☑ Registration certificate or documentation
- ☑ Personal Flotation Devices (wearable and throw able)--USCG approved, good condition, readily accessible, assigned and fitted
- ☑ Fire Extinguishers--right number, size, and class for boat; charged, not corroded, nozzle clear, bracketed, readily accessible
- ☑ Visual Distress Signals--current dates on flares, proper number, batteries good if lights or EPIRB
- ☑ Anchors and Line--adequate anchor for bottom, adequate line for water depth
- ☑ Bilge device --bilge pump operable, alternative bailing device available
- ☑ Watch or clock--operable
- ☑ Bright flashlight or searchlight
- ☑ Navigation lights --tested and operable, spare bulbs
- ☑ Batteries--fully charged, encased in plastic boxes or terminals covered, securely fastened down
- ☑ Sound-producing device--horn, whistle appropriate for boat
- ☑ Alternate propulsion--paddle or oar
- ☑ First Aid Kit
- ☑ Tools, spare outboard prop and lock nut
- ☑ Compass
- ☑ Sunscreen
- ☑ Weather Radio

1/23/20

Boat: Sigan J Captain's Signature: [illegible]

AECOM

# Daily Float Plan

| | |
|---|---|
| Name of vessel's operator: | Casey McFarland |
| Telephone Number: | 707-734-0531 |
| Name of Vessel: | Sigma T |
| Registration No.: | CT7365BF |
| Description of Vessel:<br>Type:<br>Make:<br>Color of Hull/Trim<br><br>Most distinguishing identifiable feature: | white cabin motorboat |

Rafts/Dinghies: Number: NA Size:_____ Color:_____

Radio: Type: VHF Frequencies Monitored: 6/9

Number of persons onboard: 4

| Name: | Age: | Address & Telephone: |
|---|---|---|
| Helen Jones | 40 | 607-229-7790 |
| Briley Barra | 31 | 781-561-5558 |
| Casey McFarland | 29 | 707-734-0531 |
| Evan Shalagan | 26 | 203-232-4373 |
| | | |

Engine Type: outboard H.P.: 225 Normal Fuel Supply (days):_____

Survival equipment on board: (check as appropriate)

- [x] Life Jackets
- [x] Flares
- [x] Smoke Signals
- [x] Medical Kit
- [ ] EPIRB
- [ ] Paddles
- [x] Anchor
- [x] Loran/GPS
- [ ] _____

Trip: Marine Hydraulics to and from Upper Harbor

| | |
|---|---|
| Date & Time of Departure: | 9/23/20 0800 |
| Departure From: Marine Hydraulics | Departure To: Upper Harbor |

Expected to arrive by: 1700 In no case later than: 1800

| | |
|---|---|
| Date & Time of Arrival: 9/23/20 1640 | Boat Lead Signature at Arrival: [illegible] |

AECOM

# Daily Float Plan

| | |
|---|---|
| Name of vessel's operator: | Ben Jackson |
| Telephone Number: | 401-742-6192 |
| Name of Vessel: | Willing |
| Registration No.: | CT2716AM |
| Description of Vessel:<br>Type:<br>Make:<br>Color of Hull/Trim<br><br>Most distinguishing identifiable feature: | white cabin motorboat |

Rafts/Dinghies: Number: NA Size: _____ Color: _____

Radio: Type: VHF Frequencies Monitored: 6/9

Number of persons onboard: 4

| Name: | Age: | Address & Telephone: |
|---|---|---|
| C. Steve Howe | 57 | 603-520-0169 |
| Darron Kriegel | 27 | 585-489-8881 |
| Ben Jackson | 27 | 401-742-6192 |
| Mike Wallace | 30 | 401-649-1971 |
| | | |

Engine Type: outboard H.P.: 2x150 Normal Fuel Supply (days): _____

Survival equipment on board: (check as appropriate)

- [x] Life Jackets
- [x] Flares
- [x] Smoke Signals
- [x] Medical Kit
- [ ] EPIRB
- [ ] Paddles
- [x] Anchor
- [x] Loran/GPS
- [ ] _____

Trip: Marine Hydraulics to and from Upper Harbor

| | |
|---|---|
| Date & Time of Departure: | 9/23/20 0800 |
| Departure From: Marine Hydraulics | Departure To: Upper Harbor |

Expected to arrive by: 1700 In no case later than: 1800

| | |
|---|---|
| Date & Time of Arrival: 9/23/20 1640 | Boat Lead Signature at Arrival: [illegible] |

AECOM

Americas

# Daily Tailgate Meeting

S3NA-209-FM5

| | | | |
|---|---|---|---|
| Job Location: | New Bedford Harbor | Date: | 9/24/20 |
| AECOM Site Supervisor: | Helen Jones | Person Conducting Tailgate Meeting: | Helen Jones |
| AECOM Site Supervisor Phone: | 607-229-7790 | AECOM Safety Officer Name & Phone: | H. Jones/607-229-7790 |

| | |
|---|---|
| List activities to be performed today: | sediment grab sampling |

| | | | |
|---|---|---|---|
| Muster Point: | Marine Hydraulics | Spill Kit Location: | Boat |
| First Aid Kit Location: | Boat | Fire Extinguisher Location: | Boat |

| | |
|---|---|
| Have all personnel reviewed and understand the site-specific safety plan? | [X] Yes [ ] No* |
| Are current Pre-Job Hazard Assessments in place for each of the tasks to be performed today and understood by all? | [X] Yes [ ] No* |
| Does each subcontractor have hazard assessments (e.g., THA, JSA, JHA) for their activities? | [X] Yes [ ] No* [ ] N/A |
| Are any required permits in place for the applicable tasks to be performed today and understood by all? Identify required permits and permit #s: | [ ] Yes [ ] No* [X] N/A |
| Have all members of the work team confirmed understanding of the work, hazards, and controls/ mitigation? | [X] Yes [ ] No* |
| Have work areas been properly cordoned-off to protect workers, site staff, and the public? | [X] Yes [ ] No* [ ] N/A |
| Have equipment checks been completed, documented, and reviewed? | [X] Yes [ ] No* [ ] N/A |
| Do all site workers understand injury/ intervention reporting requirements including immediately notifying the AECOM Site Supervisor of any injury near miss, unsafe condition or hazard observation? | [X] Yes [ ] No* |

** if No, then work cannot be performed until corrective action is completed and documented.*

| | |
|---|---|
| Topics covered in today's tailgate meeting: | man overboard procedure<br>clean workspace |

| Other Items Discussed Today: | Stop Work Authority & Obligation |
|---|---|
| | * All employees will stop the job any time anyone is concerned or uncertain about safety.<br>* All employees will stop the job if anyone identifies a hazard or additional mitigation not recorded on the THA.<br>* All employees will be alerted to any changes in personnel or conditions at the worksite.<br>* All employees will stop the job and reassess a task, hazards, and mitigations, and then amend the THA as needed. |

AECOM

**SITE WORKERS (including AECOM Contractors and Subcontractors): By signing here, you are stating the following:**

* You have been involved in reviewing the THAs and understand the hazards and control measures associated with each task you are about to perform.
* You understand the permit to work requirements applicable to the work you are about to perform (if it includes permitted activities).
* You are aware that no tasks or work (that is not risk-assessed) is to be performed.
* You are aware of your authority and obligation to 'Stop Work'.

**I arrived and departed fit for duty:**

* You are physically and mentally fit for duty.
* You are not under the influence of any type of medication, drugs, or alcohol that could affect your ability to work safely.
* You are aware of your responsibility to immediately report any illness, injury (regardless of where or when it occurred), or fatigue issue you may have to the AECOM Supervisor.
* You signed-out uninjured unless you have otherwise informed the AECOM Supervisor.

| Print Name & Company | Signature | Initials & Sign In Time | Initials & Sign Out Time |
|---|---|---|---|
| C Steve Howe AECOM | | In & Fit 0730 OSI | Out & Fit 1700 |
| Mike Wallace OSI | | In & Fit 730 | Out & Fit 1730 |
| Ben Jackson OSI | | In & Fit 0700 | Out & Fit 1730 |
| Darron Stangel AECOM | | In & Fit 0730 | Out & Fit 1700 |
| Casey McFarland OSI | | In & Fit 0630 | Out & Fit 1730 |
| Evan Slaga OSI | | In & Fit 0700 | Out & Fit 1730 |

(Attach additional Site Worker sign-in/out sheets if needed)

**SITE VISITOR / SITE REPRESENTATIVE**

(cont'd)

| Name | Company Name | Arrival Time | Departure Time | Signature |
|---|---|---|---|---|
| Helen Jones | AECOM | 0730 | 1730 | |
| Briley Barra | AECOM | 0730 | 1730 | Briley Barra |
| | | | | |
| | | | | |

***To be completed once activities for the day have been concluded:***

| | | |
|---|---|---|
| Were there any Incidents, Near Misses or Observations? | ☐ Yes ☒ No | If yes, details: |
| Were there any 'Stop Work' interventions? | ☐ Yes ☒ No | If yes, details: |
| Were there any areas for improvement noted? | ☐ Yes ☒ No | If yes, details: |
| At the conclusion of the day, the job site is being left in a safe condition and there were no reports of injury or first aid. | ☒ Yes ☐ No | AECOM Supervisor Signature: |

AECOM

Americas

# Task Hazard Assessment

S3AM-209-FM6

| | |
|---|---|
| **Customer** USACE | **Permit No.** NA |
| **Location** New Bedford, MA | **Job No.** 60633277.08 |
| **Description of Task** Sediment Grab Sampling | **Date** 9/24/20 |

| Basic Task Steps (explain how the task will be carried out) | Hazards (identify all hazards and potential hazards) | Risk (initial) | Precautions (describe how that hazard will be controlled) | Risk (final) | Initials |
|---|---|---|---|---|---|
| Board vessel | slips/trips/falls, water work | 6 | Watch footing, wear PFD, review man overboard procedures/boat safety | 4 | HJ |
| Set up work area | lifting, pinch hazards, slips/trips/falls | 6 | proper lifting technique, gloves, housekeeping | 4 | HJ |
| Collect sediment grab | chemical & pinch hazards | 6 | use PPE: gloves, safety glasses, hard hat in wind | 4 | HJ |
| Clean up work area | lifting, pinch hazards, slips/trips/falls | 6 | proper lifting technique, gloves, awareness | 4 | HJ |
| Disembark | slips/trips/falls, on water safety | 6 | Good housekeeping/be aware of surroundings | 4 | HJ |
| General project: | weather: rain/lightning/wind | 5 | bad weather plan in place--seek shelter/30 min rule | 3 | HJ |
| | heat stress | 6 | hydrate, seek shade, watch coworkers for symptoms | 2 | HJ |
| | cold stress | 6 | Wear appropriate clothes, seek warmth, watch coworkers for symptoms | 2 | HJ |
| | | | | | |
| | | | | | |
| | | | | | |
| | | | | | |
| | | | | | |
| | | | | | |
| | | | | | |
| | | | Highest Risk Index | | |

Review and attach to Tailgate Meeting as required. Number and attach additional pages if necessary.

Worker/Visitor acknowledgement and review of this content on back of this document.

**Risk Matrix on Reverse**

**Originator** Helen Jones (Print Name) — Helen Jones (Signature)

**Supervisor** Helen Jones (Print Name) — Helen Jones (Signature)

THIS FORM IS TO BE KEPT ON JOB SITE.

AECOM

## WORKER SIGN ON

NAME (Please Print) SIGNATURE

**I participated in the development and understand the content of this Task Hazard Assessment.**

C. Steve Hyre
Mike Wallace
Ben Jankun
Parson Kirkpatrick
Casey Hofstad
Evan Sledge
Helen Jones
Briley Barra

## VISITOR SIGN ON

NAME (Please Print) SIGNATURE TIME

## Risk Rating Matrix

| Probability | Severity | | | | |
|---|---|---|---|---|---|
| | 5 - Catastrophic | 4 – Critical | 3 – Major | 2 – Moderate | 1 - Minor |
| 5 – Frequent | 25 | 20 | 15 | 10 | 5 |
| 4 – Probable | 20 | 16 | 12 | 8 | 4 |
| 3 – Occasional | 15 | 12 | 9 | 6 | 3 |
| 2 – Remote | 10 | 8 | 6 | 4 | 2 |
| 1 - Improbable | 5 | 4 | 3 | 2 | 1 |

| Risk Rating (Probability x Severity) | Risk Acceptance Authority |
|---|---|
| 1 to 4 (Low) | Risk is tolerable, manage at local level |
| 5 to 9 (Medium) | Risk requires approval by Operations Lead/Supervisor & Safety Manager |
| 10 to 25 (High) | Risk requires the approval of the Operations Manager & Safety Director |

| Severity – Potential Consequences | | | | |
|---|---|---|---|---|
| | People | Property Damage | Environmental Impact | Public Image/Reputation |
| Catastrophic | Fatality, Multiple Major Incidents | >$1M USD, Structural collapse | Offsite impact requiring remediation | Government intervention |
| Critical | Permanent impairment, Long term injury/illness | >$250K to $1M USD | Onsite impact requiring remediation | Media intervention |
| Major | Lost/Restricted Work | > $10K to $250K USD | Release at/above reportable limit | Owner intervention |
| Moderate | Medical Treatment | > $1K to $10K USD | Release below reportable limit | Community or local attention |
| Minor | First Aid | <=$1K USD | Small chemical release contained onsite | Individual complaint |

| Probability | | |
|---|---|---|
| Frequent | Expected to occur during task/activity | 9/10 |
| Probable | Likely to occur during task/activity | 1/10 |
| Occasional | May occur during the task/activity | 1/100 |
| Remote | Unlikely to occur during task/activity | 1/1,000 |
| Improbable | Highly unlikely to occur, but possible during task/activity | 1/10,000 |

**Task Hazard Assessment Follow-Up/Review.**

| First Break | Initial |
|---|---|
| | |
| | |
| | |

| Lunch Break | Initial |
|---|---|
| | |
| | |
| | |

| Second Break | Initial |
|---|---|
| | |
| | |
| | |

Emergency Meeting / Assembly Area

Marine Hydraulics

Emergency Contact #

607-229-7790

Emergency Radio Channel

3, 16

**Area is safe and housekeeping completed at the end of task/shift.**

Supervisor (print name): Helen Jones

Signature

# Boat Safety Checklist

Keep this page with your boat, ready for inspection. By using this checklist, or one fine-tuned by yourself, you'll be sure that everything is on board and in good working order. Your passengers will appreciate knowing you're concerned about boating safety.

- ☑ Float plan--let a friend or relative know when you're leaving, where you're going, when you expect to return, what to do if you don't, and a description of your boat
- ☑ Registration certificate or documentation
- ☑ Personal Flotation Devices (wearable and throw able)--USCG approved, good condition, readily accessible, assigned and fitted
- ☑ Fire Extinguishers--right number, size, and class for boat; charged, not corroded, nozzle clear, bracketed, readily accessible
- ☑ Visual Distress Signals--current dates on flares, proper number, batteries good if lights or EPIRB
- ☑ Anchors and Line--adequate anchor for bottom, adequate line for water depth
- ☑ Bilge device --bilge pump operable, alternative bailing device available
- ☑ Watch or clock--operable
- ☑ Bright flashlight or searchlight
- ☑ Navigation lights --tested and operable, spare bulbs
- ☑ Batteries--fully charged, encased in plastic boxes or terminals covered, securely fastened down
- ☑ Sound-producing device--horn, whistle appropriate for boat
- ☑ Alternate propulsion--paddle or oar
- ☑ First Aid Kit
- ☑ Tools, spare outboard prop and lock nut
- ☑ Compass
- ☑ Sunscreen
- ☑ Weather Radio

9/24/20

Boat: R/V Willi Captain's Signature: [signature]

# Boat Safety Checklist

Keep this page with your boat, ready for inspection. By using this checklist, or one fine-tuned by yourself, you'll be sure that everything is on board and in good working order. Your passengers will appreciate knowing you're concerned about boating safety.

- [x] Float plan--let a friend or relative know when you're leaving, where you're going, when you expect to return, what to do if you don't, and a description of your boat
- [x] Registration certificate or documentation
- [x] Personal Flotation Devices (wearable and throw able)--USCG approved, good condition, readily accessible, assigned and fitted
- [x] Fire Extinguishers--right number, size, and class for boat; charged, not corroded, nozzle clear, bracketed, readily accessible
- [x] Visual Distress Signals--current dates on flares, proper number, batteries good if lights or EPIRB
- [x] Anchors and Line--adequate anchor for bottom, adequate line for water depth
- [x] Bilge device --bilge pump operable, alternative bailing device available
- [x] Watch or clock--operable
- [x] Bright flashlight or searchlight
- [x] Navigation lights --tested and operable, spare bulbs
- [x] Batteries--fully charged, encased in plastic boxes or terminals covered, securely fastened down
- [x] Sound-producing device--horn, whistle appropriate for boat
- [x] Alternate propulsion--paddle or oar
- [x] First Aid Kit
- [x] Tools, spare outboard prop and lock nut
- [x] Compass
- [x] Sunscreen
- [x] Weather Radio

9/24/20

Boat: Sigma T Captain's Signature: _____

AECOM

# Daily Float Plan

| | |
|---|---|
| Name of vessel's operator: | Casey McFarland |
| Telephone Number: | 707-734-0531 |
| Name of Vessel: | Sigma T |
| Registration No.: | CT7365BF |
| Description of Vessel:<br>Type:<br>Make:<br>Color of Hull/Trim<br><br>Most distinguishing identifiable feature: | white cabin motorboat |

Rafts/Dinghies: Number: NA Size: _____ Color: _____

Radio: Type: VHF Frequencies Monitored: 6/9

Number of persons onboard: 4

| Name: | Age: | Address & Telephone: |
|---|---|---|
| Helen Jones | 40 | 607-229-7790 |
| Briley Barra | 31 | 781-561-5558 |
| Casey McFarland | 29 | 707-734-0531 |
| Evan Shalagan | 26 | 203-232-4373 |
| | | |

Engine Type: outboard H.P.: 225 Normal Fuel Supply (days): _____

Survival equipment on board: (check as appropriate)

- [x] Life Jackets
- [x] Flares
- [x] Smoke Signals
- [x] Medical Kit
- [ ] EPIRB
- [ ] Paddles
- [x] Anchor
- [x] Loran/GPS
- [ ] _____

Trip: Marine Hydraulics to and from Onset Harbor / Buzzards Bay

Date & Time of Departure: 9/24/20 0800

Departure From: Marine Hydraulics Departure To: Buzzards Bay / Onset Harbor

Expected to arrive by: 1730 In no case later than: 1830

Date & Time of Arrival: 9/24/20 1645 Boat Lead Signature at Arrival: [signature]

AECOM

# Daily Float Plan

| | |
|---|---|
| Name of vessel's operator: | Ben Jackson |
| Telephone Number: | 401-742-6192 |
| Name of Vessel: | Willing |
| Registration No.: | CT2716AM |
| Description of Vessel:<br>Type:<br>Make:<br>Color of Hull/Trim<br><br>Most distinguishing identifiable feature: | white cabin motorboat |

Rafts/Dinghies: Number: NA Size: _____ Color: _____

Radio: Type: VHF Frequencies Monitored: 6/9

Number of persons onboard: 4

| Name: | Age: | Address & Telephone: |
|---|---|---|
| C. Steve Howe | 57 | 603-520-0169 |
| Darron Kriegel | 27 | 585-489-8881 |
| Ben Jackson | 27 | 401-742-6192 |
| Mike Wallace | 30 | 401-649-1971 |
| | | |

Engine Type: outboard H.P.: 2x150 Normal Fuel Supply (days): _____

Survival equipment on board: (check as appropriate)

- [x] Life Jackets
- [x] Flares
- [x] Smoke Signals
- [x] Medical Kit
- [ ] EPIRB
- [ ] Paddles
- [x] Anchor
- [x] Loran/GPS
- [ ] _____

Trip: Marine Hydraulics to and from Outer Harbor

| | |
|---|---|
| Date & Time of Departure: | 9/24/20 0800 |
| Departure From: Marine Hydraulics | Departure To: Outer Harbor |

Expected to arrive by: 1730 In no case later than: 1830

| | |
|---|---|
| Date & Time of Arrival: 9/24/20 1645 | Boat Lead Signature at Arrival: [illegible] |

**SITE WORKERS (including AECOM Contractors and Subcontractors): By signing here, you are stating the following:**
* You have been involved in reviewing the THAs and understand the hazards and control measures associated with each task you are about to perform.
* You understand the permit to work requirements applicable to the work you are about to perform (if it includes permitted activities).
* You are aware that no tasks or work (that is not risk-assessed) is to be performed.
* You are aware of your authority and obligation to 'Stop Work'.

**I arrived and departed fit for duty:**
* You are physically and mentally fit for duty.
* You are not under the influence of any type of medication, drugs, or alcohol that could affect your ability to work safely.
* You are aware of your responsibility to immediately report any illness, injury (regardless of where or when it occurred), or fatigue issue you may have to the AECOM Supervisor.
* You signed-out uninjured unless you have otherwise informed the AECOM Supervisor.

| Print Name & Company | Signature | Initials & Sign In Time | Initials & Sign Out Time |
|---|---|---|---|
| Helen Jones AECOM | | In & Fit 0730 | Out & Fit 1600 |
| C. Stoetlane AECOM | | In & Fit 0730 CSH | Out & Fit ~~1600~~ 1530 |
| Darren Kriegel AECOM | | In & Fit 0730 | Out & Fit 1530 |
| Mike Wallace OSJ | | In & Fit 0730 | Out & Fit 1600 |
| Ben Jackson OSI | | In & Fit 0700 | Out & Fit 1600 |
| Casey McFarland OSI | | In & Fit 0700 | Out & Fit 1600 |

(Attach additional Site Worker sign-in/out sheets if needed)

**SITE VISITOR / SITE REPRESENTATIVE**

| Name | Company Name | Arrival Time | Departure Time | Signature |
|---|---|---|---|---|
| Evan Shalagan | OSI | 0715 | 1600 | |
| Briley Barra | AECOM | 0730 | 1600 | Briley Barra |
| | | | | |
| | | | | |

***To be completed once activities for the day have been concluded:***

| | | |
|---|---|---|
| Were there any Incidents, Near Misses or Observations? | ☐ Yes ☒ No | If yes, details: |
| Were there any 'Stop Work' interventions? | ☐ Yes ☒ No | If yes, details: |
| Were there any areas for improvement noted? | ☐ Yes ☒ No | If yes, details: |
| At the conclusion of the day, the job site is being left in a safe condition and there were no reports of injury or first aid. | ☒ Yes ☐ No | AECOM Supervisor Signature: |

AECOM

Americas

# Daily Tailgate Meeting

S3NA-209-FM5

| | | | |
|---|---|---|---|
| Job Location: | New Bedford Harbor | Date: | 9/25/20 |
| AECOM Site Supervisor: | Helen Jones | Person Conducting Tailgate Meeting: | Helen Jones |
| AECOM Site Supervisor Phone: | 607-229-7790 | AECOM Safety Officer Name & Phone: | H. Jones/607-229-7790 |

| | |
|---|---|
| List activities to be performed today: | sediment grab sampling |

| | | | |
|---|---|---|---|
| Muster Point: | Marine Hydraulics | Spill Kit Location: | Boat |
| First Aid Kit Location: | Boat | Fire Extinguisher Location: | Boat |

| | |
|---|---|
| Have all personnel reviewed and understand the site-specific safety plan? | ☒ Yes ☐ No* |
| Are current Pre-Job Hazard Assessments in place for each of the tasks to be performed today and understood by all? | ☒ Yes ☐ No* |
| Does each subcontractor have hazard assessments (e.g., THA, JSA, JHA) for their activities? | ☒ Yes ☐ No* ☐ N/A |
| Are any required permits in place for the applicable tasks to be performed today and understood by all? Identify required permits and permit #s: | ☐ Yes ☐ No* ☒ N/A |
| Have all members of the work team confirmed understanding of the work, hazards, and controls/ mitigation? | ☒ Yes ☐ No* |
| Have work areas been properly cordoned-off to protect workers, site staff, and the public? | ☒ Yes ☐ No* ☐ N/A |
| Have equipment checks been completed, documented, and reviewed? | ☒ Yes ☐ No* ☐ N/A |
| Do all site workers understand injury/ intervention reporting requirements including immediately notifying the AECOM Site Supervisor of any injury near miss, unsafe condition or hazard observation? | ☒ Yes ☐ No* |

** if No, then work cannot be performed until corrective action is completed and documented.*

| | |
|---|---|
| Topics covered in today's tailgate meeting: | Friday fatigue<br>washing<br>Clean workspace |

| Other Items Discussed Today: | Stop Work Authority & Obligation |
|---|---|
| | * All employees will stop the job any time anyone is concerned or uncertain about safety.<br>* All employees will stop the job if anyone identifies a hazard or additional mitigation not recorded on the THA.<br>* All employees will be alerted to any changes in personnel or conditions at the worksite.<br>* All employees will stop the job and reassess a task, hazards, and mitigations, and then amend the THA as needed. |

AECOM

Americas

# Task Hazard Assessment

S3AM-209-FM6

| | |
|---|---|
| **Customer** USACE | **Permit No.** NA |
| **Location** New Bedford, MA | **Job No.** 60633277.08 |
| **Description of Task** Sediment Grab Sampling | **Date** 9/25/20 |

| Basic Task Steps (explain how the task will be carried out) | Hazards (identify all hazards and potential hazards) | Risk (initial) | Precautions (describe how that hazard will be controlled) | Risk (final) | Initials |
|---|---|---|---|---|---|
| Board vessel | slips/trips/falls, water work | 6 | Watch footing, wear PFD, review man overboard procedures/boat safety | 4 | HJ |
| Set up work area | lifting, pinch hazards, slips/trips/falls | 6 | proper lifting technique, gloves, housekeeping | 4 | HJ |
| Collect sediment grab | chemical & pinch hazards | 6 | use PPE: gloves, safety glasses, hard hat in wind | 4 | HJ |
| Clean up work area | lifting, pinch hazards, slips/trips/falls | 6 | proper lifting technique, gloves, awareness | 4 | HJ |
| Disembark | slips/trips/falls, on water safety | 6 | Good housekeeping/be aware of surroundings | 4 | HJ |
| General project: | weather: rain/lightning/wind | 5 | bad weather plan in place--seek shelter/30 min rule | 3 | HJ |
| | heat stress | 6 | hydrate, seek shade, watch coworkers for symptoms | 2 | HJ |
| | cold stress | 6 | Wear appropriate clothes, seek warmth, watch coworkers for symptoms | 2 | HJ |
| | | | | | |
| | | | | | |
| | | | | | |
| | | | | | |
| | | | | | |
| | | | | | |
| | | | | | |
| | | | **Highest Risk Index** | 4 | |

Review and attach to Tailgate Meeting as required. Number and attach additional pages if necessary.

Worker/Visitor acknowledgement and review of this content on back of this document.

**Risk Matrix on Reverse**

**Originator** Helen Jones (Print Name) — Helen Jones (Signature)

**Supervisor** Helen Jones (Print Name) — Helen Jones (Signature)

THIS FORM IS TO BE KEPT ON JOB SITE.

AECOM

## WORKER SIGN ON

NAME (Please Print) SIGNATURE

**I participated in the development and understand the content of this Task Hazard Assessment.**

Helen Jones
C. Stacy Howe
Damon Kriegel
Mike Wallace
Ben Tabor
Casey McFarland
Briley Barra
Evan Slayton

## VISITOR SIGN ON

NAME (Please Print) SIGNATURE TIME

## Risk Rating Matrix

| Probability | Severity | | | | |
|---|---|---|---|---|---|
| | 5 - Catastrophic | 4 – Critical | 3 – Major | 2 – Moderate | 1 - Minor |
| 5 – Frequent | 25 | 20 | 15 | 10 | 5 |
| 4 – Probable | 20 | 16 | 12 | 8 | 4 |
| 3 – Occasional | 15 | 12 | 9 | 6 | 3 |
| 2 – Remote | 10 | 8 | 6 | 4 | 2 |
| 1 - Improbable | 5 | 4 | 3 | 2 | 1 |

| Risk Rating (Probability x Severity) | Risk Acceptance Authority |
|---|---|
| 1 to 4 (Low) | Risk is tolerable, manage at local level |
| 5 to 9 (Medium) | Risk requires approval by Operations Lead/Supervisor & Safety Manager |
| 10 to 25 (High) | Risk requires the approval of the Operations Manager & Safety Director |

| Severity – Potential Consequences | | | | |
|---|---|---|---|---|
| | People | Property Damage | Environmental Impact | Public Image/Reputation |
| Catastrophic | Fatality, Multiple Major Incidents | >$1M USD, Structural collapse | Offsite impact requiring remediation | Government intervention |
| Critical | Permanent impairment, Long term injury/illness | >$250K to $1M USD | Onsite impact requiring remediation | Media intervention |
| Major | Lost/Restricted Work | > $10K to $250K USD | Release at/above reportable limit | Owner intervention |
| Moderate | Medical Treatment | > $1K to $10K USD | Release below reportable limit | Community or local attention |
| Minor | First Aid | <=$1K USD | Small chemical release contained onsite | Individual complaint |

| Probability | | |
|---|---|---|
| Frequent | Expected to occur during task/activity | 9/10 |
| Probable | Likely to occur during task/activity | 1/10 |
| Occasional | May occur during the task/activity | 1/100 |
| Remote | Unlikely to occur during task/activity | 1/1,000 |
| Improbable | Highly unlikely to occur, but possible during task/activity | 1/10,000 |

**Task Hazard Assessment Follow-Up/Review.**

| First Break | Initial |
|---|---|
| | |
| | |
| | |

| Lunch Break | Initial |
|---|---|
| | |
| | |
| | |

| Second Break | Initial |
|---|---|
| | |
| | |
| | |

Emergency Meeting / Assembly Area

Marine Hydraulics

Emergency Contact #

607-229-7790

Emergency Radio Channel

3, 16

**Area is safe and housekeeping completed at the end of task/shift.**

Supervisor (print name) Helen Jones

Signature

# Boat Safety Checklist

Keep this page with your boat, ready for inspection. By using this checklist, or one fine-tuned by yourself, you'll be sure that everything is on board and in good working order. Your passengers will appreciate knowing you're concerned about boating safety.

- ☑ Float plan--let a friend or relative know when you're leaving, where you're going, when you expect to return, what to do if you don't, and a description of your boat
- ☑ Registration certificate or documentation
- ☑ Personal Flotation Devices (wearable and throw able)--USCG approved, good condition, readily accessible, assigned and fitted
- ☑ Fire Extinguishers--right number, size, and class for boat; charged, not corroded, nozzle clear, bracketed, readily accessible
- ☑ Visual Distress Signals--current dates on flares, proper number, batteries good if lights or EPIRB
- ☑ Anchors and Line--adequate anchor for bottom, adequate line for water depth
- ☑ Bilge device --bilge pump operable, alternative bailing device available
- ☑ Watch or clock--operable
- ☑ Bright flashlight or searchlight
- ☑ Navigation lights --tested and operable, spare bulbs
- ☑ Batteries--fully charged, encased in plastic boxes or terminals covered, securely fastened down
- ☑ Sound-producing device--horn, whistle appropriate for boat
- ☑ Alternate propulsion--paddle or oar
- ☑ First Aid Kit
- ☑ Tools, spare outboard prop and lock nut
- ☑ Compass
- ☑ Sunscreen
- ☑ Weather Radio

Boat: Sigma T Captain's Signature: [signature]

9/25/20

# Boat Safety Checklist

Keep this page with your boat, ready for inspection. By using this checklist, or one fine-tuned by yourself, you'll be sure that everything is on board and in good working order. Your passengers will appreciate knowing you're concerned about boating safety.

- ☑ Float plan--let a friend or relative know when you're leaving, where you're going, when you expect to return, what to do if you don't, and a description of your boat
- ☑ Registration certificate or documentation
- ☑ Personal Flotation Devices (wearable and throw able)--USCG approved, good condition, readily accessible, assigned and fitted
- ☑ Fire Extinguishers--right number, size, and class for boat; charged, not corroded, nozzle clear, bracketed, readily accessible
- ☑ Visual Distress Signals--current dates on flares, proper number, batteries good if lights or EPIRB
- ☑ Anchors and Line--adequate anchor for bottom, adequate line for water depth
- ☑ Bilge device --bilge pump operable, alternative bailing device available
- ☑ Watch or clock--operable
- ☑ Bright flashlight or searchlight
- ☑ Navigation lights --tested and operable, spare bulbs
- ☑ Batteries--fully charged, encased in plastic boxes or terminals covered, securely fastened down
- ☑ Sound-producing device--horn, whistle appropriate for boat
- ☑ Alternate propulsion--paddle or oar
- ☑ First Aid Kit
- ☑ Tools, spare outboard prop and lock nut
- ☑ Compass
- ☑ Sunscreen
- ☑ Weather Radio

Boat: R/V Willis II Captain's Signature: [signature]

9/25/20

AECOM

# Daily Float Plan

| | |
|---|---|
| Name of vessel's operator: | Ben Jackson |
| Telephone Number: | 401-742-6192 |
| Name of Vessel: | Willing |
| Registration No.: | CT2716AM |
| Description of Vessel:<br>Type:<br>Make:<br>Color of Hull/Trim<br><br>Most distinguishing identifiable feature: | white cabin motorboat |

Rafts/Dinghies: Number: NA Size:_____ Color:_____

Radio: Type: VHF Frequencies Monitored: 6/9

Number of persons onboard: 4

| Name: | Age: | Address & Telephone: |
|---|---|---|
| C. Steve Howe | 57 | 603-520-0169 |
| Darron Kriegel | 27 | 585-489-8881 |
| Ben Jackson | 27 | 401-742-6192 |
| Mike Wallace | 30 | 401-649-1971 |
| | | |

Engine Type: outboard H.P.: 2x150 Normal Fuel Supply (days):_____

Survival equipment on board: (check as appropriate)

- [x] Life Jackets
- [x] Flares
- [x] Smoke Signals
- [x] Medical Kit
- [ ] EPIRB
- [ ] Paddles
- [x] Anchor
- [x] Loran/GPS
- [ ] _____

Trip: Marine Hydraulics to and from Outer Harbor

| | |
|---|---|
| Date & Time of Departure: | 9/25/20 0800 |
| Departure From: Marine Hydraulics | Departure To: Outer Harbor |

Expected to arrive by: 1630 In no case later than: 1730

| | |
|---|---|
| Date & Time of Arrival: 9/25/20 1510 | Boat Lead Signature at Arrival: [illegible] |

AECOM

# Daily Float Plan

| | |
|---|---|
| Name of vessel's operator: | Casey McFarland |
| Telephone Number: | 707-734-0531 |
| Name of Vessel: | Sigma T |
| Registration No.: | CT7365BF |
| Description of Vessel:<br>Type:<br>Make:<br>Color of Hull/Trim<br><br>Most distinguishing identifiable feature: | white cabin motorboat |

Rafts/Dinghies: Number: NA Size: _____ Color: _____

Radio: Type: VHF Frequencies Monitored: 6/9

Number of persons onboard: 4

| Name: | Age: | Address & Telephone: |
|---|---|---|
| Helen Jones | 40 | 607-229-7790 |
| Briley Barra | 31 | 781-561-5558 |
| Casey McFarland | 29 | 707-734-0531 |
| Evan Shalagan | 26 | 203-232-4373 |
| | | |

Engine Type: outboard H.P.: 225 Normal Fuel Supply (days): _____

Survival equipment on board: (check as appropriate)

- [x] Life Jackets
- [x] Flares
- [x] Smoke Signals
- [x] Medical Kit
- [ ] EPIRB
- [ ] Paddles
- [x] Anchor
- [x] Loran/GPS
- [ ] _____

Trip: Marine Hydraulics to and from Outer Harbor

| | |
|---|---|
| Date & Time of Departure: | 9/25/20 0800 |
| Departure From: Marine Hydraulics | Departure To: Outer Harbor |

Expected to arrive by: 1630 In no case later than: 1730

| | |
|---|---|
| Date & Time of Arrival: 9/25/20 1510 | Boat Lead Signature at Arrival: [signature] |

AECOM

Americas

# Daily Tailgate Meeting

S3NA-209-FM5

| | | | |
|---|---|---|---|
| Job Location: | New Bedford Harbor | Date: | 9/18/20 |
| AECOM Site Supervisor: | Helen Jones | Person Conducting Tailgate Meeting: | Helen Jones |
| AECOM Site Supervisor Phone: | 607-229-7790 | AECOM Safety Officer Name & Phone: | H. Jones/607-229-7790 |

| | |
|---|---|
| List activities to be performed today: | sediment grab sampling |

| | | | |
|---|---|---|---|
| Muster Point: | Marine Hydraulics | Spill Kit Location: | Boat |
| First Aid Kit Location: | Boat | Fire Extinguisher Location: | Boat |

| | |
|---|---|
| Have all personnel reviewed and understand the site-specific safety plan? | [X] Yes [ ] No* |
| Are current Pre-Job Hazard Assessments in place for each of the tasks to be performed today and understood by all? | [X] Yes [ ] No* |
| Does each subcontractor have hazard assessments (e.g., THA, JSA, JHA) for their activities? | [X] Yes [ ] No* [ ] N/A |
| Are any required permits in place for the applicable tasks to be performed today and understood by all? Identify required permits and permit #s: | [ ] Yes [ ] No* [X] N/A |
| Have all members of the work team confirmed understanding of the work, hazards, and controls/ mitigation? | [X] Yes [ ] No* |
| Have work areas been properly cordoned-off to protect workers, site staff, and the public? | [X] Yes [ ] No* [ ] N/A |
| Have equipment checks been completed, documented, and reviewed? | [X] Yes [ ] No* [ ] N/A |
| Do all site workers understand injury/ intervention reporting requirements including immediately notifying the AECOM Site Supervisor of any injury near miss, unsafe condition or hazard observation? | [X] Yes [ ] No* |

** if No, then work cannot be performed until corrective action is completed and documented.*

| | |
|---|---|
| Topics covered in today's tailgate meeting: | scope of work<br>wet surfaces |

| Other Items Discussed Today: | Stop Work Authority & Obligation |
|---|---|
| | * All employees will stop the job any time anyone is concerned or uncertain about safety.<br>* All employees will stop the job if anyone identifies a hazard or additional mitigation not recorded on the THA.<br>* All employees will be alerted to any changes in personnel or conditions at the worksite.<br>* All employees will stop the job and reassess a task, hazards, and mitigations, and then amend the THA as needed. |

**SITE WORKERS (including AECOM Contractors and Subcontractors): By signing here, you are stating the following:**

* You have been involved in reviewing the THAs and understand the hazards and control measures associated with each task you are about to perform.
* You understand the permit to work requirements applicable to the work you are about to perform (if it includes permitted activities).
* You are aware that no tasks or work (that is not risk-assessed) is to be performed.
* You are aware of your authority and obligation to 'Stop Work'.

**I arrived and departed fit for duty:**

* You are physically and mentally fit for duty.
* You are not under the influence of any type of medication, drugs, or alcohol that could affect your ability to work safely.
* You are aware of your responsibility to immediately report any illness, injury (regardless of where or when it occurred), or fatigue issue you may have to the AECOM Supervisor.
* You signed-out uninjured unless you have otherwise informed the AECOM Supervisor.

| Print Name & Company | Signature | Initials & Sign In Time | Initials & Sign Out Time |
|---|---|---|---|
| Helen Jones AECOM | | In & Fit 0730 | Out & Fit 1730 |
| Darron Kriegel AECOM | | In & Fit 0730 | Out & Fit 1700 |
| C. Steelhune AECOM | | In & Fit 0730 CSH | Out & Fit 1700 |
| Casey McFarland OSI | | In & Fit 0700 | Out & Fit 1730 |
| Ben Jackson OSI | | In & Fit 0700 | Out & Fit 1730 |
| Mike Wallace OSI | | In & Fit 700 | Out & Fit 1730 |

(Attach additional Site Worker sign-in/out sheets if needed)

**SITE VISITOR / SITE REPRESENTATIVE**

| Name | Company Name | Arrival Time | Departure Time | Signature |
|---|---|---|---|---|
| Evan Shalagan | OSI | 0700 | 1730 | |
| Briley Barra | AECOM | 0730 | 1730 | Briley Barra |
| | | | | |
| | | | | |

***To be completed once activities for the day have been concluded:***

| | | |
|---|---|---|
| Were there any Incidents, Near Misses or Observations? | ☐ Yes ☑ No | If yes, details: |
| Were there any 'Stop Work' interventions? | ☐ Yes ☑ No | If yes, details: |
| Were there any areas for improvement noted? | ☐ Yes ☑ No | If yes, details: |
| At the conclusion of the day, the job site is being left in a safe condition and there were no reports of injury or first aid. | ☑ Yes ☐ No | AECOM Supervisor Signature: |

AECOM

Americas

# Task Hazard Assessment

S3AM-209-FM6

| | |
|---|---|
| **Customer** USACE | **Permit No.** NA |
| **Location** New Bedford, MA | **Job No.** 60633277.08 |
| **Description of Task** Sediment Grab Sampling | **Date** 9/28/20 |

| Basic Task Steps (explain how the task will be carried out) | Hazards (identify all hazards and potential hazards) | Risk (initial) | Precautions (describe how that hazard will be controlled) | Risk (final) | Initials |
|---|---|---|---|---|---|
| Board vessel | slips/trips/falls, water work | 6 | Watch footing, wear PFD, review man overboard procedures/boat safety | 4 | HJ |
| Set up work area | lifting, pinch hazards, slips/trips/falls | 6 | proper lifting technique, gloves, housekeeping | 4 | HJ |
| Collect sediment grab | chemical & pinch hazards | 6 | use PPE: gloves, safety glasses, hard hat in wind | 4 | HJ |
| Clean up work area | lifting, pinch hazards, slips/trips/falls | 6 | proper lifting technique, gloves, awareness | 4 | HJ |
| Disembark | slips/trips/falls, on water safety | 6 | Good housekeeping/be aware of surroundings | 4 | HJ |
| General project: | weather: rain/lightning/wind | 5 | bad weather plan in place--seek shelter/30 min rule | 3 | HJ |
| | heat stress | 6 | hydrate, seek shade, watch coworkers for symptoms | 2 | HJ |
| | cold stress | 6 | Wear appropriate clothes, seek warmth, watch coworkers for symptoms | 2 | HJ |
| | | | | | |
| | | | | | |
| | | | | | |
| | | | | | |
| | | | | | |
| | | | | | |
| | | | | | |
| | | | **Highest Risk Index** | 4 | |

Review and attach to Tailgate Meeting as required. Number and attach additional pages if necessary.

Worker/Visitor acknowledgement and review of this content on back of this document.

**Risk Matrix on Reverse**

**Originator** Helen Jones (Print Name) — Helen A J (Signature)

**Supervisor** Helen Jones (Print Name) — Helen A J (Signature)

THIS FORM IS TO BE KEPT ON JOB SITE.

AECOM

## WORKER SIGN ON

NAME (Please Print) SIGNATURE

I participated in the development and understand the content of this Task Hazard Assessment.

| NAME (Please Print) | SIGNATURE |
|---|---|
| Helen Jones | Helen Jones |
| Darron Kotzel | [illegible] |
| Cristele Haney | [illegible] |
| Casey McFarland | [illegible] |
| Ben Jackson | [illegible] |
| Mike Wallace | [illegible] |
| Briley Barna | Briley Barna |
| Evan Slayton | [illegible] |

## Risk Rating Matrix

| Probability | Severity | | | | |
|---|---|---|---|---|---|
| | 5 - Catastrophic | 4 – Critical | 3 – Major | 2 – Moderate | 1 - Minor |
| 5 – Frequent | 25 | 20 | 15 | 10 | 5 |
| 4 – Probable | 20 | 16 | 12 | 8 | 4 |
| 3 – Occasional | 15 | 12 | 9 | 6 | 3 |
| 2 – Remote | 10 | 8 | 6 | 4 | 2 |
| 1 - Improbable | 5 | 4 | 3 | 2 | 1 |

| Risk Rating (Probability x Severity) | Risk Acceptance Authority |
|---|---|
| 1 to 4 (Low) | Risk is tolerable, manage at local level |
| 5 to 9 (Medium) | Risk requires approval by Operations Lead/Supervisor & Safety Manager |
| 10 to 25 (High) | Risk requires the approval of the Operations Manager & Safety Director |

| Severity – Potential Consequences | | | | |
|---|---|---|---|---|
| | People | Property Damage | Environmental Impact | Public Image/Reputation |
| Catastrophic | Fatality, Multiple Major Incidents | >$1M USD, Structural collapse | Offsite impact requiring remediation | Government intervention |
| Critical | Permanent impairment, Long term injury/illness | >$250K to $1M USD | Onsite impact requiring remediation | Media intervention |
| Major | Lost/Restricted Work | > $10K to $250K USD | Release at/above reportable limit | Owner intervention |
| Moderate | Medical Treatment | > $1K to $10K USD | Release below reportable limit | Community or local attention |
| Minor | First Aid | <=$1K USD | Small chemical release contained onsite | Individual complaint |

| Probability | | |
|---|---|---|
| Frequent | Expected to occur during task/activity | 9/10 |
| Probable | Likely to occur during task/activity | 1/10 |
| Occasional | May occur during the task/activity | 1/100 |
| Remote | Unlikely to occur during task/activity | 1/1,000 |
| Improbable | Highly unlikely to occur, but possible during task/activity | 1/10,000 |

## VISITOR SIGN ON

| NAME (Please Print) | SIGNATURE | TIME |
|---|---|---|
| | | |

**Task Hazard Assessment Follow-Up/Review.**

| First Break | Initial |
|---|---|
| | |
| | |
| | |

| Lunch Break | Initial |
|---|---|
| | |
| | |
| | |

| Second Break | Initial |
|---|---|
| | |
| | |
| | |

Emergency Meeting / Assembly Area

Marine Hydraulics

Emergency Contact #

607-229-7790

Emergency Radio Channel

3, 16

**Area is safe and housekeeping completed at the end of task/shift.**

Supervisor (print name) Helen Jones

Signature Helen Jones

# Boat Safety Checklist

Keep this page with your boat, ready for inspection. By using this checklist, or one fine-tuned by yourself, you'll be sure that everything is on board and in good working order. Your passengers will appreciate knowing you're concerned about boating safety.

- [x] Float plan--let a friend or relative know when you're leaving, where you're going, when you expect to return, what to do if you don't, and a description of your boat
- [x] Registration certificate or documentation
- [x] Personal Flotation Devices (wearable and throw able)--USCG approved, good condition, readily accessible, assigned and fitted
- [x] Fire Extinguishers--right number, size, and class for boat; charged, not corroded, nozzle clear, bracketed, readily accessible
- [x] Visual Distress Signals--current dates on flares, proper number, batteries good if lights or EPIRB
- [x] Anchors and Line--adequate anchor for bottom, adequate line for water depth
- [x] Bilge device --bilge pump operable, alternative bailing device available
- [x] Watch or clock--operable
- [x] Bright flashlight or searchlight
- [x] Navigation lights --tested and operable, spare bulbs
- [x] Batteries--fully charged, encased in plastic boxes or terminals covered, securely fastened down
- [x] Sound-producing device--horn, whistle appropriate for boat
- [x] Alternate propulsion--paddle or oar
- [x] First Aid Kit
- [x] Tools, spare outboard prop and lock nut
- [x] Compass
- [x] Sunscreen
- [x] Weather Radio

9/28/20

Boat: Stymy T Captain's Signature: [signature]

# Boat Safety Checklist

Keep this page with your boat, ready for inspection. By using this checklist, or one fine-tuned by yourself, you'll be sure that everything is on board and in good working order. Your passengers will appreciate knowing you're concerned about boating safety.

- [x] Float plan--let a friend or relative know when you're leaving, where you're going, when you expect to return, what to do if you don't, and a description of your boat
- [x] Registration certificate or documentation
- [x] Personal Flotation Devices (wearable and throw able)--USCG approved, good condition, readily accessible, assigned and fitted
- [x] Fire Extinguishers--right number, size, and class for boat; charged, not corroded, nozzle clear, bracketed, readily accessible
- [x] Visual Distress Signals--current dates on flares, proper number, batteries good if lights or EPIRB
- [x] Anchors and Line--adequate anchor for bottom, adequate line for water depth
- [x] Bilge device --bilge pump operable, alternative bailing device available
- [x] Watch or clock--operable
- [x] Bright flashlight or searchlight
- [x] Navigation lights --tested and operable, spare bulbs
- [x] Batteries--fully charged, encased in plastic boxes or terminals covered, securely fastened down
- [x] Sound-producing device--horn, whistle appropriate for boat
- [x] Alternate propulsion--paddle or oar
- [x] First Aid Kit
- [x] Tools, spare outboard prop and lock nut
- [x] Compass
- [x] Sunscreen
- [x] Weather Radio

9/28/20

Boat: RV Willing II Captain's Signature: [signature]

AECOM

# Daily Float Plan

| | |
|---|---|
| Name of vessel's operator: | Casey McFarland |
| Telephone Number: | 707-734-0531 |
| Name of Vessel: | Sigma T |
| Registration No.: | CT7365BF |
| Description of Vessel:<br>Type:<br>Make:<br>Color of Hull/Trim<br><br>Most distinguishing identifiable feature: | white cabin motorboat |

Rafts/Dinghies: Number: NA Size: _____ Color: _____

Radio: Type: VHF Frequencies Monitored: 6/9

Number of persons onboard: 4

| Name: | Age: | Address & Telephone: |
|---|---|---|
| Helen Jones | 40 | 607-229-7790 |
| Briley Barra | 31 | 781-561-5558 |
| Casey McFarland | 29 | 707-734-0531 |
| Evan Shalagan | 26 | 203-232-4373 |
| | | |

Engine Type: outboard H.P.: 225 Normal Fuel Supply (days): _____

Survival equipment on board: (check as appropriate)

- [x] Life Jackets
- [x] Flares
- [x] Smoke Signals
- [x] Medical Kit
- [ ] EPIRB
- [ ] Paddles
- [x] Anchor
- [x] Loran/GPS
- [ ] _____

Trip: Marine Hydraulics to and from Outer + Lower Harbor

| | |
|---|---|
| Date & Time of Departure: | 9/28/20 0800 |
| Departure From: Marine Hydraulics | Departure To: Outer Harbor |

Expected to arrive by: 1700 In no case later than: 1800

| | |
|---|---|
| Date & Time of Arrival: 9/28/20 1650 | Boat Lead Signature at Arrival: Helen A J |

AECOM

# Daily Float Plan

| | |
|---|---|
| Name of vessel's operator: | Ben Jackson |
| Telephone Number: | 401-742-6192 |
| Name of Vessel: | Willing |
| Registration No.: | CT2716AM |
| Description of Vessel:<br>Type:<br>Make:<br>Color of Hull/Trim<br><br>Most distinguishing identifiable feature: | white cabin motorboat |

Rafts/Dinghies: Number: NA Size: _____ Color: _____

Radio: Type: VHF Frequencies Monitored: 6/9

Number of persons onboard: 4

| Name: | Age: | Address & Telephone: |
|---|---|---|
| C. Steve Howe | 57 | 603-520-0169 |
| Darron Kriegel | 27 | 585-489-8881 |
| Ben Jackson | 27 | 401-742-6192 |
| Mike Wallace | 30 | 401-649-1971 |
| | | |

Engine Type: outboard H.P.: 2x150 Normal Fuel Supply (days): _____

Survival equipment on board: (check as appropriate)

- [x] Life Jackets
- [x] Flares
- [x] Smoke Signals
- [x] Medical Kit
- [ ] EPIRB
- [ ] Paddles
- [x] Anchor
- [x] Loran/GPS
- [ ] _____

Trip: Marine Hydraulics to and from Outer + Lower Harbors

| | |
|---|---|
| Date & Time of Departure: | 9/28/20 0800 |
| Departure From: Marine Hydraulics | Departure To: Outer Harbor |

Expected to arrive by: 1700 In no case later than: 1800

| | |
|---|---|
| Date & Time of Arrival: 9/28/20 1650 | Boat Lead Signature at Arrival: [illegible] |

AECOM

Americas

# Daily Tailgate Meeting

S3NA-209-FM5

| | | | |
|---|---|---|---|
| Job Location: | New Bedford Harbor | Date: | 9/29/20 |
| AECOM Site Supervisor: | Helen Jones | Person Conducting Tailgate Meeting: | Helen Jones |
| AECOM Site Supervisor Phone: | 607-229-7790 | AECOM Safety Officer Name & Phone: | H. Jones/607-229-7790 |

| | |
|---|---|
| List activities to be performed today: | sediment grab sampling |

| | | | |
|---|---|---|---|
| Muster Point: | Marine Hydraulics | Spill Kit Location: | Boat |
| First Aid Kit Location: | Boat | Fire Extinguisher Location: | Boat |

| | |
|---|---|
| Have all personnel reviewed and understand the site-specific safety plan? | ☒ Yes ☐ No* |
| Are current Pre-Job Hazard Assessments in place for each of the tasks to be performed today and understood by all? | ☒ Yes ☐ No* |
| Does each subcontractor have hazard assessments (e.g., THA, JSA, JHA) for their activities? | ☒ Yes ☐ No* ☐ N/A |
| Are any required permits in place for the applicable tasks to be performed today and understood by all? Identify required permits and permit #s: | ☐ Yes ☐ No* ☒ N/A |
| Have all members of the work team confirmed understanding of the work, hazards, and controls/ mitigation? | ☒ Yes ☐ No* |
| Have work areas been properly cordoned-off to protect workers, site staff, and the public? | ☒ Yes ☐ No* ☐ N/A |
| Have equipment checks been completed, documented, and reviewed? | ☒ Yes ☐ No* ☐ N/A |
| Do all site workers understand injury/ intervention reporting requirements including immediately notifying the AECOM Site Supervisor of any injury near miss, unsafe condition or hazard observation? | ☒ Yes ☐ No* |

** if No, then work cannot be performed until corrective action is completed and documented.*

| | |
|---|---|
| Topics covered in today's tailgate meeting: | hydration<br>wet surfaces<br>clear workspace |

| Other Items Discussed Today: | Stop Work Authority & Obligation |
|---|---|
| | * All employees will stop the job any time anyone is concerned or uncertain about safety.<br>* All employees will stop the job if anyone identifies a hazard or additional mitigation not recorded on the THA.<br>* All employees will be alerted to any changes in personnel or conditions at the worksite.<br>* All employees will stop the job and reassess a task, hazards, and mitigations, and then amend the THA as needed. |

**SITE WORKERS (including AECOM Contractors and Subcontractors): By signing here, you are stating the following:**

* You have been involved in reviewing the THAs and understand the hazards and control measures associated with each task you are about to perform.
* You understand the permit to work requirements applicable to the work you are about to perform (if it includes permitted activities).
* You are aware that no tasks or work (that is not risk-assessed) is to be performed.
* You are aware of your authority and obligation to 'Stop Work'.

**I arrived and departed fit for duty:**

* You are physically and mentally fit for duty.
* You are not under the influence of any type of medication, drugs, or alcohol that could affect your ability to work safely.
* You are aware of your responsibility to immediately report any illness, injury (regardless of where or when it occurred), or fatigue issue you may have to the AECOM Supervisor.
* You signed-out uninjured unless you have otherwise informed the AECOM Supervisor.

| Print Name & Company | Signature | Initials & Sign In Time | Initials & Sign Out Time |
|---|---|---|---|
| Helen Jones AECOM | | In & Fit 0730 | Out & Fit 1730 |
| Darren Kriegel AECOM | | In & Fit 0730 | Out & Fit 1700 |
| Casey McFarland OSI | | In & Fit 0700 | Out & Fit 1730 |
| Ben Jackson OSI | | In & Fit 0700 | Out & Fit 1730 |
| Mike Wallace OSI | | In & Fit 700 | Out & Fit 1730 |
| C Stacthowe AECOM | | In & Fit 0730 CSH | Out & Fit 1730 |

(Attach additional Site Worker sign-in/out sheets if needed)

**SITE VISITOR / SITE REPRESENTATIVE**

| Name | Company Name | Arrival Time | Departure Time | Signature |
|---|---|---|---|---|
| Evan Shalgan | OSI | 0700 | 1730 | |
| Briley Barra | AECOM | 0730 | 1700 | Briley Barra |
| | | | | |
| | | | | |

***To be completed once activities for the day have been concluded:***

| | | |
|---|---|---|
| Were there any Incidents, Near Misses or Observations? | ☐ Yes ☑ No | If yes, details: |
| Were there any 'Stop Work' interventions? | ☐ Yes ☑ No | If yes, details: |
| Were there any areas for improvement noted? | ☐ Yes ☑ No | If yes, details: |
| At the conclusion of the day, the job site is being left in a safe condition and there were no reports of injury or first aid. | ☑ Yes ☐ No | AECOM Supervisor Signature: |

AECOM

Americas

# Task Hazard Assessment

S3AM-209-FM6

| | |
|---|---|
| **Customer** USACE | **Permit No.** NA |
| **Location** New Bedford, MA | **Job No.** 60633277.08 |
| **Description of Task** Sediment Grab Sampling | **Date** 9/29/20 |

| Basic Task Steps (explain how the task will be carried out) | Hazards (identify all hazards and potential hazards) | Risk (initial) | Precautions (describe how that hazard will be controlled) | Risk (final) | Initials |
|---|---|---|---|---|---|
| Board vessel | slips/trips/falls, water work | 6 | Watch footing, wear PFD, review man overboard procedures/boat safety | 4 | HJ |
| Set up work area | lifting, pinch hazards, slips/trips/falls | 6 | proper lifting technique, gloves, housekeeping | 4 | HJ |
| Collect sediment grab | chemical & pinch hazards | 6 | use PPE: gloves, safety glasses, hard hat in wind | 4 | HJ |
| Clean up work area | lifting, pinch hazards, slips/trips/falls | 6 | proper lifting technique, gloves, awareness | 4 | HJ |
| Disembark | slips/trips/falls, on water safety | 6 | Good housekeeping/be aware of surroundings | 4 | HJ |
| General project: | weather: rain/lightning/wind | 5 | bad weather plan in place--seek shelter/30 min rule | 3 | HJ |
| | heat stress | 6 | hydrate, seek shade, watch coworkers for symptoms | 2 | HJ |
| | cold stress | 6 | Wear appropriate clothes, seek warmth, watch coworkers for symptoms | 2 | HJ |
| | | | | | |
| | | | | | |
| | | | | | |
| | | | | | |
| | | | | | |
| | | | | | |
| | | | | | |
| | | | **Highest Risk Index** | 4 | |

Review and attach to Tailgate Meeting as required. Number and attach additional pages if necessary.

Worker/Visitor acknowledgement and review of this content on back of this document.

**Risk Matrix on Reverse**

**Originator** Helen Jones (Print Name) — Signature

**Supervisor** Helen Jones (Print Name) — Signature

THIS FORM IS TO BE KEPT ON JOB SITE.

AECOM

## WORKER SIGN ON

NAME (Please Print) SIGNATURE

**I participated in the development and understand the content of this Task Hazard Assessment.**

Helen Jones
Damon Frogel
Casey McFadden
Ben Jackson
Mike Wallace
C. Steve Howe
Evan Shalagan
Briley Barra

## VISITOR SIGN ON

NAME (Please Print) SIGNATURE TIME

## Risk Rating Matrix

| Probability | Severity | | | | |
|---|---|---|---|---|---|
| | 5 - Catastrophic | 4 – Critical | 3 – Major | 2 – Moderate | 1 - Minor |
| 5 – Frequent | 25 | 20 | 15 | 10 | 5 |
| 4 – Probable | 20 | 16 | 12 | 8 | 4 |
| 3 – Occasional | 15 | 12 | 9 | 6 | 3 |
| 2 – Remote | 10 | 8 | 6 | 4 | 2 |
| 1 - Improbable | 5 | 4 | 3 | 2 | 1 |

| Risk Rating (Probability x Severity) | Risk Acceptance Authority |
|---|---|
| 1 to 4 (Low) | Risk is tolerable, manage at local level |
| 5 to 9 (Medium) | Risk requires approval by Operations Lead/Supervisor & Safety Manager |
| 10 to 25 (High) | Risk requires the approval of the Operations Manager & Safety Director |

| Severity – Potential Consequences | | | | |
|---|---|---|---|---|
| | People | Property Damage | Environmental Impact | Public Image/Reputation |
| Catastrophic | Fatality, Multiple Major Incidents | >$1M USD, Structural collapse | Offsite impact requiring remediation | Government intervention |
| Critical | Permanent impairment, Long term injury/illness | >$250K to $1M USD | Onsite impact requiring remediation | Media intervention |
| Major | Lost/Restricted Work | > $10K to $250K USD | Release at/above reportable limit | Owner intervention |
| Moderate | Medical Treatment | > $1K to $10K USD | Release below reportable limit | Community or local attention |
| Minor | First Aid | <=$1K USD | Small chemical release contained onsite | Individual complaint |

| Probability | | |
|---|---|---|
| Frequent | Expected to occur during task/activity | 9/10 |
| Probable | Likely to occur during task/activity | 1/10 |
| Occasional | May occur during the task/activity | 1/100 |
| Remote | Unlikely to occur during task/activity | 1/1,000 |
| Improbable | Highly unlikely to occur, but possible during task/activity | 1/10,000 |

**Task Hazard Assessment Follow-Up/Review.**

| First Break | Initial |
|---|---|
| | |
| | |
| | |

| Lunch Break | Initial |
|---|---|
| | |
| | |
| | |

| Second Break | Initial |
|---|---|
| | |
| | |
| | |

Emergency Meeting / Assembly Area

Marine Hydraulics

Emergency Contact #

607-229-7790

Emergency Radio Channel

3, 16

**Area is safe and housekeeping completed at the end of task/shift.**

Supervisor (print name) Helen Jones

Signature

# Boat Safety Checklist

Keep this page with your boat, ready for inspection. By using this checklist, or one fine-tuned by yourself, you'll be sure that everything is on board and in good working order. Your passengers will appreciate knowing you're concerned about boating safety.

- [x] Float plan--let a friend or relative know when you're leaving, where you're going, when you expect to return, what to do if you don't, and a description of your boat
- [x] Registration certificate or documentation
- [x] Personal Flotation Devices (wearable and throw able)--USCG approved, good condition, readily accessible, assigned and fitted
- [x] Fire Extinguishers--right number, size, and class for boat; charged, not corroded, nozzle clear, bracketed, readily accessible
- [x] Visual Distress Signals--current dates on flares, proper number, batteries good if lights or EPIRB
- [x] Anchors and Line--adequate anchor for bottom, adequate line for water depth
- [x] Bilge device --bilge pump operable, alternative bailing device available
- [x] Watch or clock--operable
- [x] Bright flashlight or searchlight
- [x] Navigation lights --tested and operable, spare bulbs
- [x] Batteries--fully charged, encased in plastic boxes or terminals covered, securely fastened down
- [x] Sound-producing device--horn, whistle appropriate for boat
- [x] Alternate propulsion--paddle or oar
- [x] First Aid Kit
- [x] Tools, spare outboard prop and lock nut
- [x] Compass
- [x] Sunscreen
- [x] Weather Radio

9/29/20

Boat: Sigma T Captain's Signature: [illegible]

# Boat Safety Checklist

Keep this page with your boat, ready for inspection. By using this checklist, or one fine-tuned by yourself, you'll be sure that everything is on board and in good working order. Your passengers will appreciate knowing you're concerned about boating safety.

- [x] Float plan--let a friend or relative know when you're leaving, where you're going, when you expect to return, what to do if you don't, and a description of your boat
- [x] Registration certificate or documentation
- [x] Personal Flotation Devices (wearable and throw able)--USCG approved, good condition, readily accessible, assigned and fitted
- [x] Fire Extinguishers--right number, size, and class for boat; charged, not corroded, nozzle clear, bracketed, readily accessible
- [x] Visual Distress Signals--current dates on flares, proper number, batteries good if lights or EPIRB
- [x] Anchors and Line--adequate anchor for bottom, adequate line for water depth
- [x] Bilge device --bilge pump operable, alternative bailing device available
- [x] Watch or clock--operable
- [x] Bright flashlight or searchlight
- [x] Navigation lights --tested and operable, spare bulbs
- [x] Batteries--fully charged, encased in plastic boxes or terminals covered, securely fastened down
- [x] Sound-producing device--horn, whistle appropriate for boat
- [x] Alternate propulsion--paddle or oar
- [x] First Aid Kit
- [x] Tools, spare outboard prop and lock nut
- [x] Compass
- [x] Sunscreen
- [x] Weather Radio

9/29/20

Boat: Ryu Willing II Captain's Signature: [signature]

AECOM

# Daily Float Plan

| | |
|---|---|
| Name of vessel's operator: | Casey McFarland |
| Telephone Number: | 707-734-0531 |
| Name of Vessel: | Sigma T |
| Registration No.: | CT7365BF |
| Description of Vessel:<br>Type:<br>Make:<br>Color of Hull/Trim<br><br>Most distinguishing identifiable feature: | white cabin motorboat |

Rafts/Dinghies: Number: NA Size: _____ Color: _____

Radio: Type: VHF Frequencies Monitored: 6/9

Number of persons onboard: 4

| Name: | Age: | Address & Telephone: |
|---|---|---|
| Helen Jones | 40 | 607-229-7790 |
| Briley Barra | 31 | 781-561-5558 |
| Casey McFarland | 29 | 707-734-0531 |
| Evan Shalagan | 26 | 203-232-4373 |
| | | |

Engine Type: outboard H.P.: 225 Normal Fuel Supply (days): _____

Survival equipment on board: (check as appropriate)

- [x] Life Jackets
- [x] Flares
- [x] Smoke Signals
- [x] Medical Kit
- [ ] EPIRB
- [ ] Paddles
- [x] Anchor
- [x] Loran/GPS
- [ ] _____

Trip: Marine Hydraulics to and from Lower Harbor

| | |
|---|---|
| Date & Time of Departure: | 9/29/20 0800 |
| Departure From: Marine Hydraulics | Departure To: Lower Harbor |

Expected to arrive by: 1700 In no case later than: 1800

| | |
|---|---|
| Date & Time of Arrival: 9/29/20 1615 | Boat Lead Signature at Arrival: [illegible] |

AECOM

# Daily Float Plan

| | |
|---|---|
| Name of vessel's operator: | Ben Jackson |
| Telephone Number: | 401-742-6192 |
| Name of Vessel: | Willing |
| Registration No.: | CT2716AM |
| Description of Vessel:<br>Type:<br>Make:<br>Color of Hull/Trim<br><br>Most distinguishing identifiable feature: | white cabin motorboat |

Rafts/Dinghies: Number: NA Size: _____ Color: _____

Radio: Type: VHF Frequencies Monitored: 6/9

Number of persons onboard: 4

| Name: | Age: | Address & Telephone: |
|---|---|---|
| C. Steve Howe | 57 | 603-520-0169 |
| Darron Kriegel | 27 | 585-489-8881 |
| Ben Jackson | 27 | 401-742-6192 |
| Mike Wallace | 30 | 401-649-1971 |
| | | |

Engine Type: outboard H.P.: 2x150 Normal Fuel Supply (days): _____

Survival equipment on board: (check as appropriate)

- [x] Life Jackets
- [x] Flares
- [x] Smoke Signals
- [x] Medical Kit
- [ ] EPIRB
- [ ] Paddles
- [x] Anchor
- [x] Loran/GPS
- [ ] _____

Trip: Marine Hydraulics to and from Lower Harbor

| | |
|---|---|
| Date & Time of Departure: | 9/29/20 0800 |
| Departure From: Marine Hydraulics | Departure To: Lower Harbor |

Expected to arrive by: 1700 In no case later than: 1800

| | |
|---|---|
| Date & Time of Arrival: 9/29/20 1630 | Boat Lead Signature at Arrival: [illegible] |

AECOM

Americas

# Daily Tailgate Meeting

S3NA-209-FM5

| | | | |
|---|---|---|---|
| Job Location: | New Bedford Harbor | Date: | 10/1/20 |
| AECOM Site Supervisor: | Helen Jones | Person Conducting Tailgate Meeting: | Helen Jones |
| AECOM Site Supervisor Phone: | 607-229-7790 | AECOM Safety Officer Name & Phone: | H. Jones/607-229-7790 |

| | |
|---|---|
| List activities to be performed today: | sediment grab sampling |

| | | | |
|---|---|---|---|
| Muster Point: | Marine Hydraulics | Spill Kit Location: | Boat |
| First Aid Kit Location: | Boat | Fire Extinguisher Location: | Boat |

| | |
|---|---|
| Have all personnel reviewed and understand the site-specific safety plan? | ☒ Yes ☐ No* |
| Are current Pre-Job Hazard Assessments in place for each of the tasks to be performed today and understood by all? | ☒ Yes ☐ No* |
| Does each subcontractor have hazard assessments (e.g., THA, JSA, JHA) for their activities? | ☒ Yes ☐ No* ☐ N/A |
| Are any required permits in place for the applicable tasks to be performed today and understood by all? Identify required permits and permit #s: | ☐ Yes ☐ No* ☒ N/A |
| Have all members of the work team confirmed understanding of the work, hazards, and controls/ mitigation? | ☒ Yes ☐ No* |
| Have work areas been properly cordoned-off to protect workers, site staff, and the public? | ☒ Yes ☐ No* ☐ N/A |
| Have equipment checks been completed, documented, and reviewed? | ☒ Yes ☐ No* ☐ N/A |
| Do all site workers understand injury/ intervention reporting requirements including immediately notifying the AECOM Site Supervisor of any injury near miss, unsafe condition or hazard observation? | ☒ Yes ☐ No* |

** if No, then work cannot be performed until corrective action is completed and documented.*

| | |
|---|---|
| Topics covered in today's tailgate meeting: | Scope of work<br>Covid-19 reminders<br>clean workspace |

| Other Items Discussed Today: | Stop Work Authority & Obligation |
|---|---|
| | * All employees will stop the job any time anyone is concerned or uncertain about safety.<br>* All employees will stop the job if anyone identifies a hazard or additional mitigation not recorded on the THA.<br>* All employees will be alerted to any changes in personnel or conditions at the worksite.<br>* All employees will stop the job and reassess a task, hazards, and mitigations, and then amend the THA as needed. |

**SITE WORKERS (including AECOM Contractors and Subcontractors): By signing here, you are stating the following:**

* You have been involved in reviewing the THAs and understand the hazards and control measures associated with each task you are about to perform.
* You understand the permit to work requirements applicable to the work you are about to perform (if it includes permitted activities).
* You are aware that no tasks or work (that is not risk-assessed) is to be performed.
* You are aware of your authority and obligation to 'Stop Work'.

**I arrived and departed fit for duty:**

* You are physically and mentally fit for duty.
* You are not under the influence of any type of medication, drugs, or alcohol that could affect your ability to work safely.
* You are aware of your responsibility to immediately report any illness, injury (regardless of where or when it occurred), or fatigue issue you may have to the AECOM Supervisor.
* You signed-out uninjured unless you have otherwise informed the AECOM Supervisor.

| Print Name & Company | Signature | Initials & Sign In Time | Initials & Sign Out Time |
|---|---|---|---|
| Helen Jones AECOM | | In & Fit 0720 | Out & Fit 1715 |
| Casey McFarland OSI | | In & Fit 0700 | Out & Fit 1715 |
| Brian Kriegel AECOM | | In & Fit 0730 | Out & Fit 1715 |
| Maura Surprenant AECOM | | In & Fit 0730 | Out & Fit 1715 |
| C. Steve Howe | | In & Fit CSH 0730 | Out & Fit 1715 |
| Ben Jackson OSI | | In & Fit 0700 | Out & Fit 1715 |
| Mike Wallace OSI | | 0700 | 1715 |

(Attach additional Site Worker sign-in/out sheets if needed)

**SITE VISITOR / SITE REPRESENTATIVE**

| Name | Company Name | Arrival Time | Departure Time | Signature |
|---|---|---|---|---|
| Evan Stalnaker | OSI | 0700 | 1715 | |
| | | | | |
| | | | | |
| | | | | |

***To be completed once activities for the day have been concluded:***

| | | |
|---|---|---|
| Were there any Incidents, Near Misses or Observations? | ☐ Yes ☑ No | If yes, details: |
| Were there any 'Stop Work' interventions? | ☐ Yes ☑ No | If yes, details: |
| Were there any areas for improvement noted? | ☐ Yes ☑ No | If yes, details: |
| At the conclusion of the day, the job site is being left in a safe condition and there were no reports of injury or first aid. | ☑ Yes ☐ No | AECOM Supervisor Signature: |

AECOM

Americas

# Task Hazard Assessment

S3AM-209-FM6

| | |
|---|---|
| **Customer** USACE | **Permit No.** NA |
| **Location** New Bedford, MA | **Job No.** 60633277.08 |
| **Description of Task** Sediment Grab Sampling | **Date** 10/1/20 |

| Basic Task Steps (explain how the task will be carried out) | Hazards (identify all hazards and potential hazards) | Risk (initial) | Precautions (describe how that hazard will be controlled) | Risk (final) | Initials |
|---|---|---|---|---|---|
| Board vessel | slips/trips/falls, water work | 6 | Watch footing, wear PFD, review man overboard procedures/boat safety | 4 | HJ |
| Set up work area | lifting, pinch hazards, slips/trips/falls | 6 | proper lifting technique, gloves, housekeeping | 4 | HJ |
| Collect sediment grab | chemical & pinch hazards | 6 | use PPE: gloves, safety glasses, hard hat in wind | 4 | HJ |
| Clean up work area | lifting, pinch hazards, slips/trips/falls | 6 | proper lifting technique, gloves, awareness | 4 | HJ |
| Disembark | slips/trips/falls, on water safety | 6 | Good housekeeping/be aware of surroundings | 4 | HJ |
| General project: | weather: rain/lightning/wind | 5 | bad weather plan in place--seek shelter/30 min rule | 3 | HJ |
| | heat stress | 6 | hydrate, seek shade, watch coworkers for symptoms | 2 | HJ |
| | cold stress | 6 | Wear appropriate clothes, seek warmth, watch coworkers for symptoms | 2 | HJ |
| | | | | | |
| | | | | | |
| | | | | | |
| | | | | | |
| | | | | | |
| | | | | | |
| | | | | | |
| | | | **Highest Risk Index** | 4 | |

Review and attach to Tailgate Meeting as required. Number and attach additional pages if necessary.

Worker/Visitor acknowledgement and review of this content on back of this document.

**Risk Matrix on Reverse**

**Originator** Helen Jones (Print Name) — Signature

**Supervisor** Helen Jones (Print Name) — Signature

THIS FORM IS TO BE KEPT ON JOB SITE.

AECOM

## WORKER SIGN ON

NAME (Please Print) SIGNATURE

**I participated in the development and understand the content of this Task Hazard Assessment.**

Helen Jones
Casey McFarlane
Darron Kriegel
Maura Surprenant
Steve Howe
Ben Jackson
Mike Wallace
Evan Shalgan

## VISITOR SIGN ON

NAME (Please Print) SIGNATURE TIME

## Risk Rating Matrix

| Probability | Severity | | | | |
|---|---|---|---|---|---|
| | 5 - Catastrophic | 4 – Critical | 3 – Major | 2 – Moderate | 1 - Minor |
| 5 – Frequent | 25 | 20 | 15 | 10 | 5 |
| 4 – Probable | 20 | 16 | 12 | 8 | 4 |
| 3 – Occasional | 15 | 12 | 9 | 6 | 3 |
| 2 – Remote | 10 | 8 | 6 | 4 | 2 |
| 1 - Improbable | 5 | 4 | 3 | 2 | 1 |

| Risk Rating (Probability x Severity) | Risk Acceptance Authority |
|---|---|
| 1 to 4 (Low) | Risk is tolerable, manage at local level |
| 5 to 9 (Medium) | Risk requires approval by Operations Lead/Supervisor & Safety Manager |
| 10 to 25 (High) | Risk requires the approval of the Operations Manager & Safety Director |

| Severity – Potential Consequences | | | | |
|---|---|---|---|---|
| | People | Property Damage | Environmental Impact | Public Image/Reputation |
| Catastrophic | Fatality, Multiple Major Incidents | >$1M USD, Structural collapse | Offsite impact requiring remediation | Government intervention |
| Critical | Permanent impairment, Long term injury/illness | >$250K to $1M USD | Onsite impact requiring remediation | Media intervention |
| Major | Lost/Restricted Work | > $10K to $250K USD | Release at/above reportable limit | Owner intervention |
| Moderate | Medical Treatment | > $1K to $10K USD | Release below reportable limit | Community or local attention |
| Minor | First Aid | <=$1K USD | Small chemical release contained onsite | Individual complaint |

| Probability | | |
|---|---|---|
| Frequent | Expected to occur during task/activity | 9/10 |
| Probable | Likely to occur during task/activity | 1/10 |
| Occasional | May occur during the task/activity | 1/100 |
| Remote | Unlikely to occur during task/activity | 1/1,000 |
| Improbable | Highly unlikely to occur, but possible during task/activity | 1/10,000 |

**Task Hazard Assessment Follow-Up/Review.**

| First Break | Initial |
|---|---|
| | |
| | |
| | |

| Lunch Break | Initial |
|---|---|
| | |
| | |
| | |

| Second Break | Initial |
|---|---|
| | |
| | |
| | |

Emergency Meeting / Assembly Area

Marine Hydraulics

Emergency Contact #

607-229-7790

Emergency Radio Channel

3, 16

**Area is safe and housekeeping completed at the end of task/shift.**

Supervisor (print name) Helen Jones

Signature

# Boat Safety Checklist

Keep this page with your boat, ready for inspection. By using this checklist, or one fine-tuned by yourself, you'll be sure that everything is on board and in good working order. Your passengers will appreciate knowing you're concerned about boating safety.

- [x] Float plan--let a friend or relative know when you're leaving, where you're going, when you expect to return, what to do if you don't, and a description of your boat
- [x] Registration certificate or documentation
- [x] Personal Flotation Devices (wearable and throw able)--USCG approved, good condition, readily accessible, assigned and fitted
- [x] Fire Extinguishers--right number, size, and class for boat; charged, not corroded, nozzle clear, bracketed, readily accessible
- [x] Visual Distress Signals--current dates on flares, proper number, batteries good if lights or EPIRB
- [x] Anchors and Line--adequate anchor for bottom, adequate line for water depth
- [x] Bilge device --bilge pump operable, alternative bailing device available
- [x] Watch or clock--operable
- [x] Bright flashlight or searchlight
- [x] Navigation lights --tested and operable, spare bulbs
- [x] Batteries--fully charged, encased in plastic boxes or terminals covered, securely fastened down
- [x] Sound-producing device--horn, whistle appropriate for boat
- [x] Alternate propulsion--paddle or oar
- [x] First Aid Kit
- [x] Tools, spare outboard prop and lock nut
- [x] Compass
- [x] Sunscreen
- [x] Weather Radio

10/1/20

Boat: Sigma T Captain's Signature: _____

# Boat Safety Checklist

Keep this page with your boat, ready for inspection. By using this checklist, or one fine-tuned by yourself, you'll be sure that everything is on board and in good working order. Your passengers will appreciate knowing you're concerned about boating safety.

- [x] Float plan--let a friend or relative know when you're leaving, where you're going, when you expect to return, what to do if you don't, and a description of your boat
- [x] Registration certificate or documentation
- [x] Personal Flotation Devices (wearable and throw able)--USCG approved, good condition, readily accessible, assigned and fitted
- [x] Fire Extinguishers--right number, size, and class for boat; charged, not corroded, nozzle clear, bracketed, readily accessible
- [x] Visual Distress Signals--current dates on flares, proper number, batteries good if lights or EPIRB
- [x] Anchors and Line--adequate anchor for bottom, adequate line for water depth
- [x] Bilge device --bilge pump operable, alternative bailing device available
- [x] Watch or clock--operable
- [x] Bright flashlight or searchlight
- [x] Navigation lights --tested and operable, spare bulbs
- [x] Batteries--fully charged, encased in plastic boxes or terminals covered, securely fastened down
- [x] Sound-producing device--horn, whistle appropriate for boat
- [x] Alternate propulsion--paddle or oar
- [x] First Aid Kit
- [x] Tools, spare outboard prop and lock nut
- [x] Compass
- [x] Sunscreen
- [x] Weather Radio

10/1/20

Boat: R/V Willy II Captain's Signature: _____

AECOM

# Daily Float Plan

| | |
|---|---|
| Name of vessel's operator: | Ben Jackson |
| Telephone Number: | 401-742-6192 |
| Name of Vessel: | Willing |
| Registration No.: | CT2716AM |
| Description of Vessel:<br>Type:<br>Make:<br>Color of Hull/Trim<br><br>Most distinguishing identifiable feature: | white cabin motorboat |

Rafts/Dinghies: Number: NA Size: _____ Color: _____

Radio: Type: VHF Frequencies Monitored: 6/9

Number of persons onboard: 4

| Name: | Age: | Address & Telephone: |
|---|---|---|
| C. Steve Howe | 57 | 603-520-0169 |
| Darron Kriegel | 27 | 585-489-8881 |
| Ben Jackson | 27 | 401-742-6192 |
| Mike Wallace | 30 | 401-649-1971 |
| | | |

Engine Type: outboard H.P.: 2x150 Normal Fuel Supply (days): _____

Survival equipment on board: (check as appropriate)

- [x] Life Jackets
- [x] Flares
- [x] Smoke Signals
- [x] Medical Kit
- [ ] EPIRB
- [ ] Paddles
- [x] Anchor
- [x] Loran/GPS
- [ ] _____

Trip: Marine Hydraulics to and from Lower Harbor

| | |
|---|---|
| Date & Time of Departure: | 10/1/20 0800 |
| Departure From: Marine Hydraulics | Departure To: Lower Harbor |

Expected to arrive by: 1630 In no case later than: 1730

| | |
|---|---|
| Date & Time of Arrival: 10/1/20 1635 | Boat Lead Signature at Arrival: [illegible] |

AECOM

# Daily Float Plan

| | |
|---|---|
| Name of vessel's operator: | Casey McFarland |
| Telephone Number: | 707-734-0531 |
| Name of Vessel: | Sigma T |
| Registration No.: | CT7365BF |
| Description of Vessel:<br>Type:<br>Make:<br>Color of Hull/Trim<br><br>Most distinguishing identifiable feature: | white cabin motorboat |

Rafts/Dinghies: Number: NA Size: _____ Color: _____

Radio: Type: VHF Frequencies Monitored: 6/9

Number of persons onboard: 4

| Name: | Age: | Address & Telephone: |
|---|---|---|
| Helen Jones | 40 | 607-229-7790 |
| Briley Barra | 31 | 781-561-5558 |
| Casey McFarland | 29 | 707-734-0531 |
| Evan Shalagan | 26 | 203-232-4373 |
| | | |

Engine Type: outboard H.P.: 225 Normal Fuel Supply (days): _____

Survival equipment on board: (check as appropriate)

- [x] Life Jackets
- [x] Flares
- [x] Smoke Signals
- [x] Medical Kit
- [ ] EPIRB
- [ ] Paddles
- [x] Anchor
- [x] Loran/GPS
- [ ] _____

Trip: Marine Hydraulics to and from Lower Harbor

Date & Time of Departure: 10/1/20 0800

Departure From: Marine Hydraulics Departure To: Lower Harbor

Expected to arrive by: 1700 In no case later than: 1730

Date & Time of Arrival: 10/1/20 1635 Boat Lead Signature at Arrival: [signature]

AECOM

Americas

# Daily Tailgate Meeting

S3NA-209-FM5

| | | | |
|---|---|---|---|
| Job Location: | New Bedford Harbor | Date: | 10/2/20 |
| AECOM Site Supervisor: | Helen Jones | Person Conducting Tailgate Meeting: | Helen Jones |
| AECOM Site Supervisor Phone: | 607-229-7790 | AECOM Safety Officer Name & Phone: | H. Jones/607-229-7790 |

| | |
|---|---|
| List activities to be performed today: | sediment grab samplins |

| | | | |
|---|---|---|---|
| Muster Point: | Marine Hydraulics | Spill Kit Location: | Boat |
| First Aid Kit Location: | Boat | Fire Extinguisher Location: | Boat |

| | |
|---|---|
| Have all personnel reviewed and understand the site-specific safety plan? | ☒ Yes ☐ No* |
| Are current Pre-Job Hazard Assessments in place for each of the tasks to be performed today and understood by all? | ☒ Yes ☐ No* |
| Does each subcontractor have hazard assessments (e.g., THA, JSA, JHA) for their activities? | ☒ Yes ☐ No* ☐ N/A |
| Are any required permits in place for the applicable tasks to be performed today and understood by all? Identify required permits and permit #s: | ☐ Yes ☐ No* ☒ N/A |
| Have all members of the work team confirmed understanding of the work, hazards, and controls/ mitigation? | ☒ Yes ☐ No* |
| Have work areas been properly cordoned-off to protect workers, site staff, and the public? | ☒ Yes ☐ No* ☐ N/A |
| Have equipment checks been completed, documented, and reviewed? | ☒ Yes ☐ No* ☐ N/A |
| Do all site workers understand injury/ intervention reporting requirements including immediately notifying the AECOM Site Supervisor of any injury near miss, unsafe condition or hazard observation? | ☒ Yes ☐ No* |

** if No, then work cannot be performed until corrective action is completed and documented.*

| | |
|---|---|
| Topics covered in today's tailgate meeting: | Friday fatigue<br>clean workspace<br>rushing |

| Other Items Discussed Today: | Stop Work Authority & Obligation |
|---|---|
| | * All employees will stop the job any time anyone is concerned or uncertain about safety.<br>* All employees will stop the job if anyone identifies a hazard or additional mitigation not recorded on the THA.<br>* All employees will be alerted to any changes in personnel or conditions at the worksite.<br>* All employees will stop the job and reassess a task, hazards, and mitigations, and then amend the THA as needed. |

**SITE WORKERS (including AECOM Contractors and Subcontractors): By signing here, you are stating the following:**

* You have been involved in reviewing the THAs and understand the hazards and control measures associated with each task you are about to perform.
* You understand the permit to work requirements applicable to the work you are about to perform (if it includes permitted activities).
* You are aware that no tasks or work (that is not risk-assessed) is to be performed.
* You are aware of your authority and obligation to 'Stop Work'.

**I arrived and departed fit for duty:**

* You are physically and mentally fit for duty.
* You are not under the influence of any type of medication, drugs, or alcohol that could affect your ability to work safely.
* You are aware of your responsibility to immediately report any illness, injury (regardless of where or when it occurred), or fatigue issue you may have to the AECOM Supervisor.
* You signed-out uninjured unless you have otherwise informed the AECOM Supervisor.

| Print Name & Company | Signature | Initials & Sign In Time | Initials & Sign Out Time |
|---|---|---|---|
| Helen Jones AECOM | Helen A J | In & Fit 0720 | Out & Fit 1310 |
| Mike Wallace OSI | [illegible] | In & Fit 0700 | Out & Fit 1300 |
| C Steve Howe AECOM | [illegible] | In & Fit 0730 CSH | Out & Fit 1230 |
| Darren Fairfield AECOM | [illegible] | In & Fit 0730 | Out & Fit 1310 |
| Evan Sullivan OSI | [illegible] | In & Fit 0700 | Out & Fit 1310 |
| Ben Jackson OSI | [illegible] | In & Fit 0700 | Out & Fit 1300 |

(Attach additional Site Worker sign-in/out sheets if needed)

**SITE VISITOR / SITE REPRESENTATIVE**

| Name | Company Name | Arrival Time | Departure Time | Signature |
|---|---|---|---|---|
| Casey McFarland | OSI | 0700 | 1310 | [illegible] |
| Maura Sumnick | AECOM | 0730 | 1230 | [illegible] |
| | | | | |
| | | | | |

***To be completed once activities for the day have been concluded:***

| | | |
|---|---|---|
| Were there any Incidents, Near Misses or Observations? | ☐ Yes ☑ No | If yes, details: |
| Were there any 'Stop Work' interventions? | ☐ Yes ☑ No | If yes, details: |
| Were there any areas for improvement noted? | ☐ Yes ☑ No | If yes, details: |
| At the conclusion of the day, the job site is being left in a safe condition and there were no reports of injury or first aid. | ☑ Yes ☐ No | AECOM Supervisor Signature: Helen A J |

AECOM

Americas

# Task Hazard Assessment

S3AM-209-FM6

| | |
|---|---|
| **Customer** USACE | **Permit No.** NA |
| **Location** New Bedford, MA | **Job No.** 60633277.08 |
| **Description of Task** Sediment Grab Sampling | **Date** 10/2/20 |

| Basic Task Steps (explain how the task will be carried out) | Hazards (identify all hazards and potential hazards) | Risk (initial) | Precautions (describe how that hazard will be controlled) | Risk (final) | Initials |
|---|---|---|---|---|---|
| Board vessel | slips/trips/falls, water work | 6 | Watch footing, wear PFD, review man overboard procedures/boat safety | 4 | HJ |
| Set up work area | lifting, pinch hazards, slips/trips/falls | 6 | proper lifting technique, gloves, housekeeping | 4 | HJ |
| Collect sediment grab | chemical & pinch hazards | 6 | use PPE: gloves, safety glasses, hard hat in wind | 4 | HJ |
| Clean up work area | lifting, pinch hazards, slips/trips/falls | 6 | proper lifting technique, gloves, awareness | 4 | HJ |
| Disembark | slips/trips/falls, on water safety | 6 | Good housekeeping/be aware of surroundings | 4 | HJ |
| General project: | weather: rain/lightning/wind | 5 | bad weather plan in place--seek shelter/30 min rule | 3 | HJ |
| | heat stress | 6 | hydrate, seek shade, watch coworkers for symptoms | 2 | HJ |
| | cold stress | 6 | Wear appropriate clothes, seek warmth, watch coworkers for symptoms | 2 | HJ |
| | | | | | |
| | | | | | |
| | | | | | |
| | | | | | |
| | | | | | |
| | | | | | |
| | | | | | |
| | | | **Highest Risk Index** | 4 | |

Review and attach to Tailgate Meeting as required. Number and attach additional pages if necessary.

Worker/Visitor acknowledgement and review of this content on back of this document.

**Risk Matrix on Reverse**

**Originator** Helen Jones (Print Name) — Helen Jones (Signature)

**Supervisor** Helen Jones (Print Name) — Helen Jones (Signature)

THIS FORM IS TO BE KEPT ON JOB SITE.

AECOM

## WORKER SIGN ON

NAME (Please Print) SIGNATURE

**I participated in the development and understand the content of this Task Hazard Assessment.**

Helen Jones
Mike Wallace
Steve Howe
Aaron Kriegel
Evan Slater
Ben Erickson
Casey McFarland
Mark Bergman

## Risk Rating Matrix

| Probability | Severity | | | | |
|---|---|---|---|---|---|
| | 5 - Catastrophic | 4 – Critical | 3 – Major | 2 – Moderate | 1 - Minor |
| 5 – Frequent | 25 | 20 | 15 | 10 | 5 |
| 4 – Probable | 20 | 16 | 12 | 8 | 4 |
| 3 – Occasional | 15 | 12 | 9 | 6 | 3 |
| 2 – Remote | 10 | 8 | 6 | 4 | 2 |
| 1 - Improbable | 5 | 4 | 3 | 2 | 1 |

| Risk Rating (Probability x Severity) | Risk Acceptance Authority |
|---|---|
| 1 to 4 (Low) | Risk is tolerable, manage at local level |
| 5 to 9 (Medium) | Risk requires approval by Operations Lead/Supervisor & Safety Manager |
| 10 to 25 (High) | Risk requires the approval of the Operations Manager & Safety Director |

| Severity – Potential Consequences | | | | |
|---|---|---|---|---|
| | People | Property Damage | Environmental Impact | Public Image/Reputation |
| Catastrophic | Fatality, Multiple Major Incidents | >$1M USD, Structural collapse | Offsite impact requiring remediation | Government intervention |
| Critical | Permanent impairment, Long term injury/illness | >$250K to $1M USD | Onsite impact requiring remediation | Media intervention |
| Major | Lost/Restricted Work | > $10K to $250K USD | Release at/above reportable limit | Owner intervention |
| Moderate | Medical Treatment | > $1K to $10K USD | Release below reportable limit | Community or local attention |
| Minor | First Aid | <=$1K USD | Small chemical release contained onsite | Individual complaint |

| Probability | | |
|---|---|---|
| Frequent | Expected to occur during task/activity | 9/10 |
| Probable | Likely to occur during task/activity | 1/10 |
| Occasional | May occur during the task/activity | 1/100 |
| Remote | Unlikely to occur during task/activity | 1/1,000 |
| Improbable | Highly unlikely to occur, but possible during task/activity | 1/10,000 |

## VISITOR SIGN ON

NAME (Please Print) SIGNATURE TIME

**Task Hazard Assessment Follow-Up/Review.**

| First Break | Initial |
|---|---|
| | |
| | |
| | |

| Lunch Break | Initial |
|---|---|
| | |
| | |
| | |

| Second Break | Initial |
|---|---|
| | |
| | |
| | |

Emergency Meeting / Assembly Area

Marine Hydraulics

Emergency Contact #

607-229-7790

Emergency Radio Channel

3, 16

**Area is safe and housekeeping completed at the end of task/shift.**

Supervisor (print name) Helen Jones

Signature

# Boat Safety Checklist

Keep this page with your boat, ready for inspection. By using this checklist, or one fine-tuned by yourself, you'll be sure that everything is on board and in good working order. Your passengers will appreciate knowing you're concerned about boating safety.

- [x] Float plan--let a friend or relative know when you're leaving, where you're going, when you expect to return, what to do if you don't, and a description of your boat
- [x] Registration certificate or documentation
- [x] Personal Flotation Devices (wearable and throw able)--USCG approved, good condition, readily accessible, assigned and fitted
- [x] Fire Extinguishers--right number, size, and class for boat; charged, not corroded, nozzle clear, bracketed, readily accessible
- [x] Visual Distress Signals--current dates on flares, proper number, batteries good if lights or EPIRB
- [x] Anchors and Line--adequate anchor for bottom, adequate line for water depth
- [x] Bilge device --bilge pump operable, alternative bailing device available
- [x] Watch or clock--operable
- [x] Bright flashlight or searchlight
- [x] Navigation lights --tested and operable, spare bulbs
- [x] Batteries--fully charged, encased in plastic boxes or terminals covered, securely fastened down
- [x] Sound-producing device--horn, whistle appropriate for boat
- [x] Alternate propulsion--paddle or oar
- [x] First Aid Kit
- [x] Tools, spare outboard prop and lock nut
- [x] Compass
- [x] Sunscreen
- [x] Weather Radio

10/2/20

Boat: R/V Willy II Captain's Signature: [signature]

# Boat Safety Checklist

Keep this page with your boat, ready for inspection. By using this checklist, or one fine-tuned by yourself, you'll be sure that everything is on board and in good working order. Your passengers will appreciate knowing you're concerned about boating safety.

- [x] Float plan--let a friend or relative know when you're leaving, where you're going, when you expect to return, what to do if you don't, and a description of your boat
- [x] Registration certificate or documentation
- [x] Personal Flotation Devices (wearable and throw able)--USCG approved, good condition, readily accessible, assigned and fitted
- [x] Fire Extinguishers--right number, size, and class for boat; charged, not corroded, nozzle clear, bracketed, readily accessible
- [x] Visual Distress Signals--current dates on flares, proper number, batteries good if lights or EPIRB
- [x] Anchors and Line--adequate anchor for bottom, adequate line for water depth
- [x] Bilge device --bilge pump operable, alternative bailing device available
- [x] Watch or clock--operable
- [x] Bright flashlight or searchlight
- [x] Navigation lights --tested and operable, spare bulbs
- [x] Batteries--fully charged, encased in plastic boxes or terminals covered, securely fastened down
- [x] Sound-producing device--horn, whistle appropriate for boat
- [x] Alternate propulsion--paddle or oar
- [x] First Aid Kit
- [x] Tools, spare outboard prop and lock nut
- [x] Compass
- [x] Sunscreen
- [x] Weather Radio

Boat: Slyma T Captain's Signature: [illegible]

AECOM

# Daily Float Plan

| | |
|---|---|
| Name of vessel's operator: | Ben Jackson |
| Telephone Number: | 401-742-6192 |
| Name of Vessel: | Willing |
| Registration No.: | CT2716AM |
| Description of Vessel:<br>Type:<br>Make:<br>Color of Hull/Trim<br><br>Most distinguishing identifiable feature: | white cabin motorboat |

Rafts/Dinghies: Number: NA Size: _____ Color: _____

Radio: Type: VHF Frequencies Monitored: 6/9

Number of persons onboard: 4

| Name: | Age: | Address & Telephone: |
|---|---|---|
| C. Steve Howe | 57 | 603-520-0169 |
| Darron Kriegel | 27 | 585-489-8881 |
| Ben Jackson | 27 | 401-742-6192 |
| Mike Wallace | 30 | 401-649-1971 |
| | | |

Engine Type: outboard H.P.: 2x150 Normal Fuel Supply (days): _____

Survival equipment on board: (check as appropriate)

- [x] Life Jackets
- [x] Flares
- [x] Smoke Signals
- [x] Medical Kit
- [ ] EPIRB
- [ ] Paddles
- [x] Anchor
- [x] Loran/GPS
- [ ] _____

Trip: Marine Hydraulics to and from Lower Harbor

| | |
|---|---|
| Date & Time of Departure: | 10/2/20 |
| Departure From: Marine Hydraulics | Departure To: Lower Harbor |

Expected to arrive by: 1600 In no case later than: 1630

| | |
|---|---|
| Date & Time of Arrival: 10/2/20 1100 | Boat Lead Signature at Arrival: [illegible] |

AECOM

# Daily Float Plan

| | |
|---|---|
| Name of vessel's operator: | Casey McFarland |
| Telephone Number: | 707-734-0531 |
| Name of Vessel: | Sigma T |
| Registration No.: | CT7365BF |
| Description of Vessel:<br>Type:<br>Make:<br>Color of Hull/Trim<br><br>Most distinguishing identifiable feature: | white cabin motorboat |

Rafts/Dinghies: Number: NA Size: _____ Color: _____

Radio: Type: VHF Frequencies Monitored: 6/9

Number of persons onboard: 4

| Name: | Age: | Address & Telephone: |
|---|---|---|
| Helen Jones | 40 | 607-229-7790 |
| Briley Barra | 31 | 781-561-5558 |
| Casey McFarland | 29 | 707-734-0531 |
| Evan Shalagan | 26 | 203-232-4373 |
| | | |

Engine Type: outboard H.P.: 225 Normal Fuel Supply (days): _____

Survival equipment on board: (check as appropriate)

- [x] Life Jackets
- [x] Flares
- [x] Smoke Signals
- [x] Medical Kit
- [ ] EPIRB
- [ ] Paddles
- [x] Anchor
- [x] Loran/GPS
- [ ] _____

Trip: Marine Hydraulics to and from Lower Harbor

| | |
|---|---|
| Date & Time of Departure: | 10/2/20 0800 |
| Departure From: Marine Hydraulics | Departure To: Lower Harbor |

Expected to arrive by: 1600 In no case later than: 1630

| | |
|---|---|
| Date & Time of Arrival: 10/2/20 1245 | Boat Lead Signature at Arrival: [illegible] |

# Appendix B **Photo Log**

AECOM

# PHOTOGRAPHIC LOG

| Client Name: | Site Location: | Project No. |
|---|---|---|
| U.S. Army Corp of Engineers | New Bedford Harbor | 60633277 |

| Photo No. | Date: |
|---|---|
| 1 | 09/21/2020 |

**Direction Photo Taken:**

**Description:**

Sediment grab from the upper harbor for station ID 105-01

| Photo No. | Date: |
|---|---|
| 2 | 09/22/2020 |

**Direction Photo Taken:**

**Description:**

Sediment grab from the upper harbor at station ID 134-01

AECOM

# PHOTOGRAPHIC LOG

| Client Name: | Site Location: | Project No. |
|---|---|---|
| U.S. Army Corp of Engineers | New Bedford Harbor | 60633277 |

| Photo No. | Date: |
|---|---|
| 3 | 09/22/2020 |

**Direction Photo Taken:**

**Description:**

Sediment grab from the upper harbor for station ID 138-01

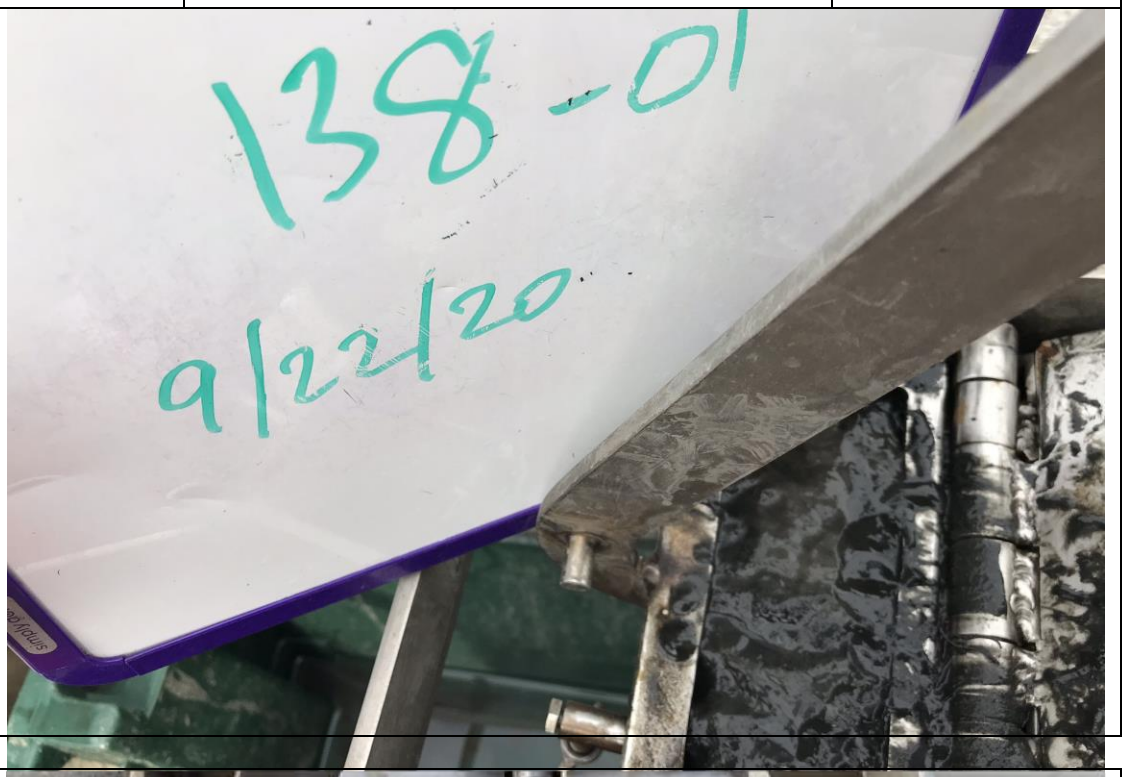


| Photo No. | Date: |
|---|---|
| 4 | 09/29/2020 |

**Direction Photo Taken:**

**Description:**

Sediment grab from the lower harbor for station ID 211-01

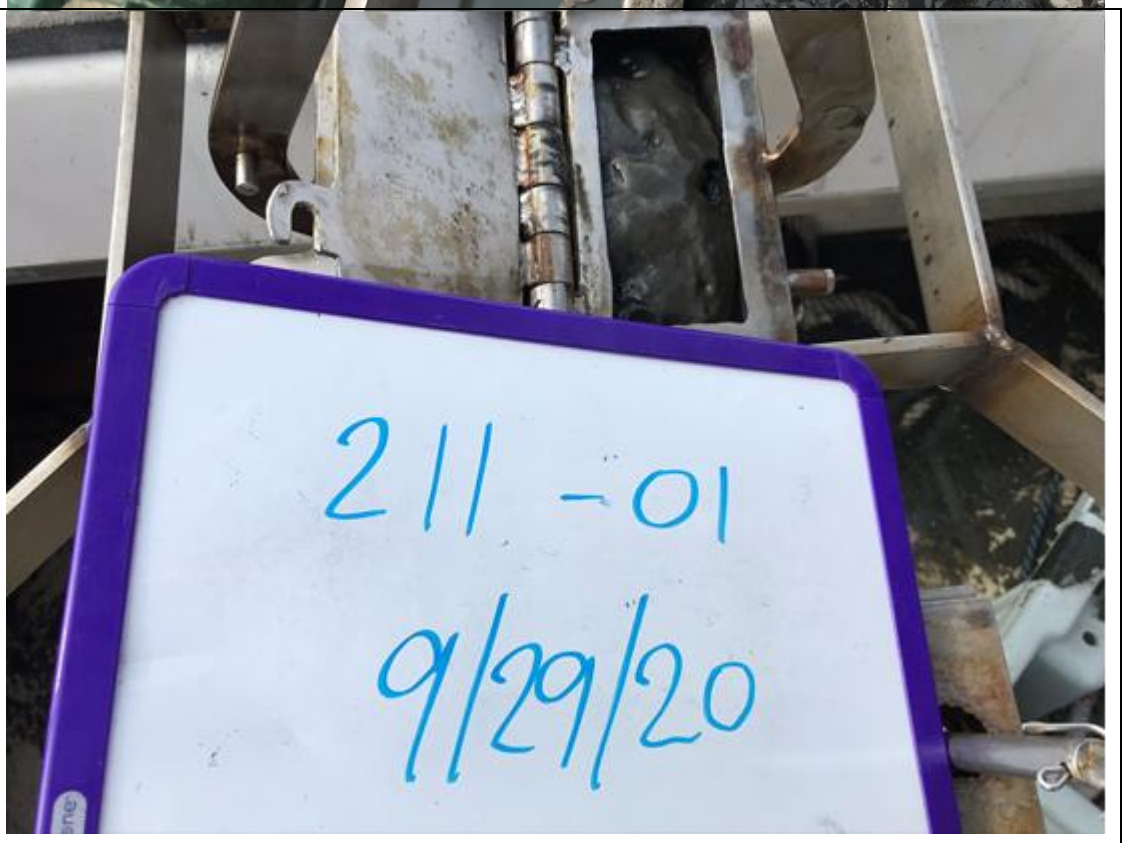

AECOM

# PHOTOGRAPHIC LOG

| Client Name: | Site Location: | Project No. |
|---|---|---|
| U.S. Army Corp of Engineers | New Bedford Harbor | 60633277 |

| Photo No. | Date: |
|---|---|
| 5 | 09/29/2020 |

**Direction Photo Taken:**

**Description:**

Sediment grab from the lower harbor for station ID 217-01

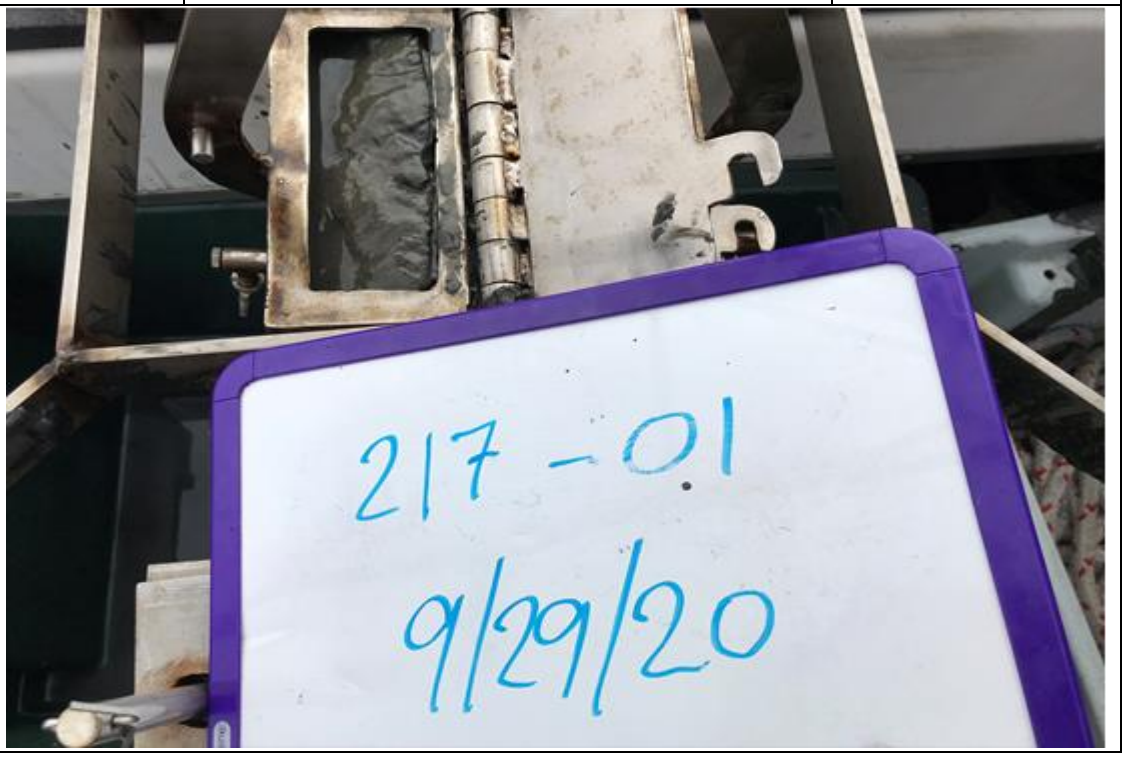


| Photo No. | Date: |
|---|---|
| | 10/01/2020 |

**Direction Photo Taken:**

**Description:**

Sediment grab from the lower harbor for station ID 226-01

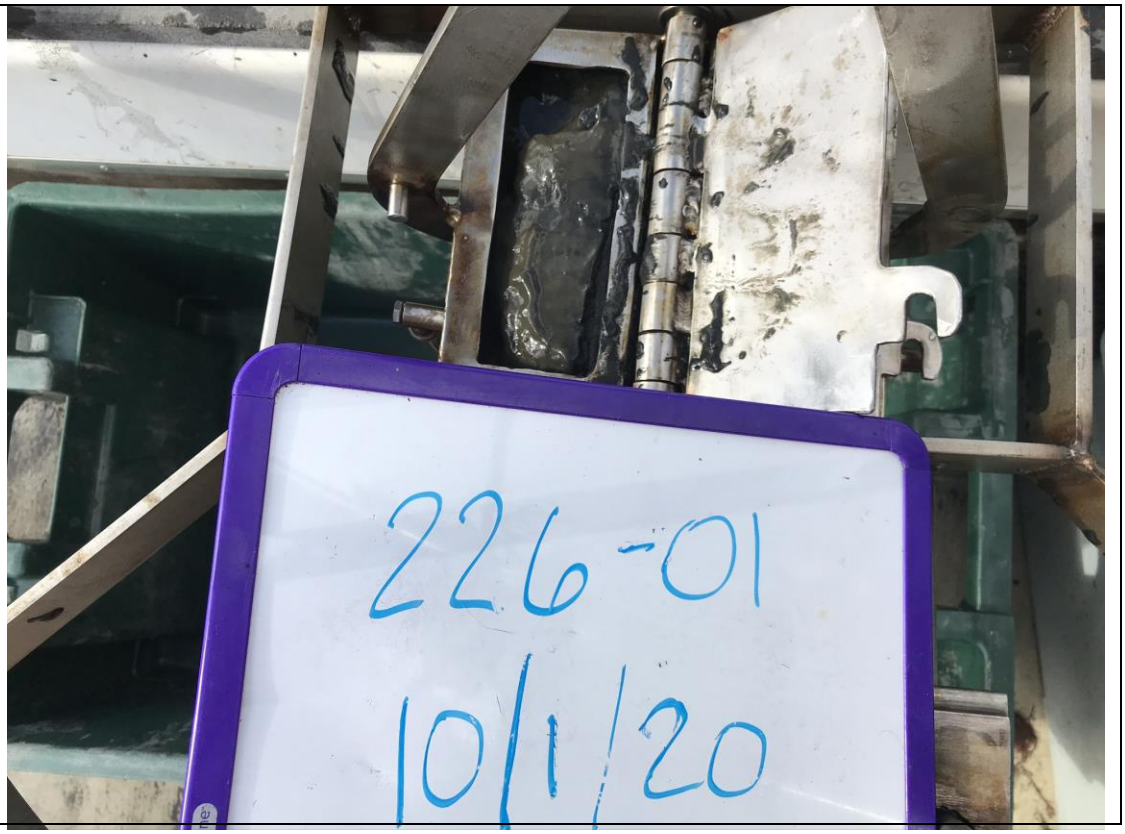

AECOM

# PHOTOGRAPHIC LOG

| Client Name: | Site Location: | Project No. |
|---|---|---|
| U.S. Army Corp of Engineers | New Bedford Harbor | 60633277 |

| Photo No. | Date: |
|---|---|
| 7 | 09/25/2020 |

**Direction Photo Taken:**

**Description:**

Sediment grab in the outer harbor for station ID 331-01

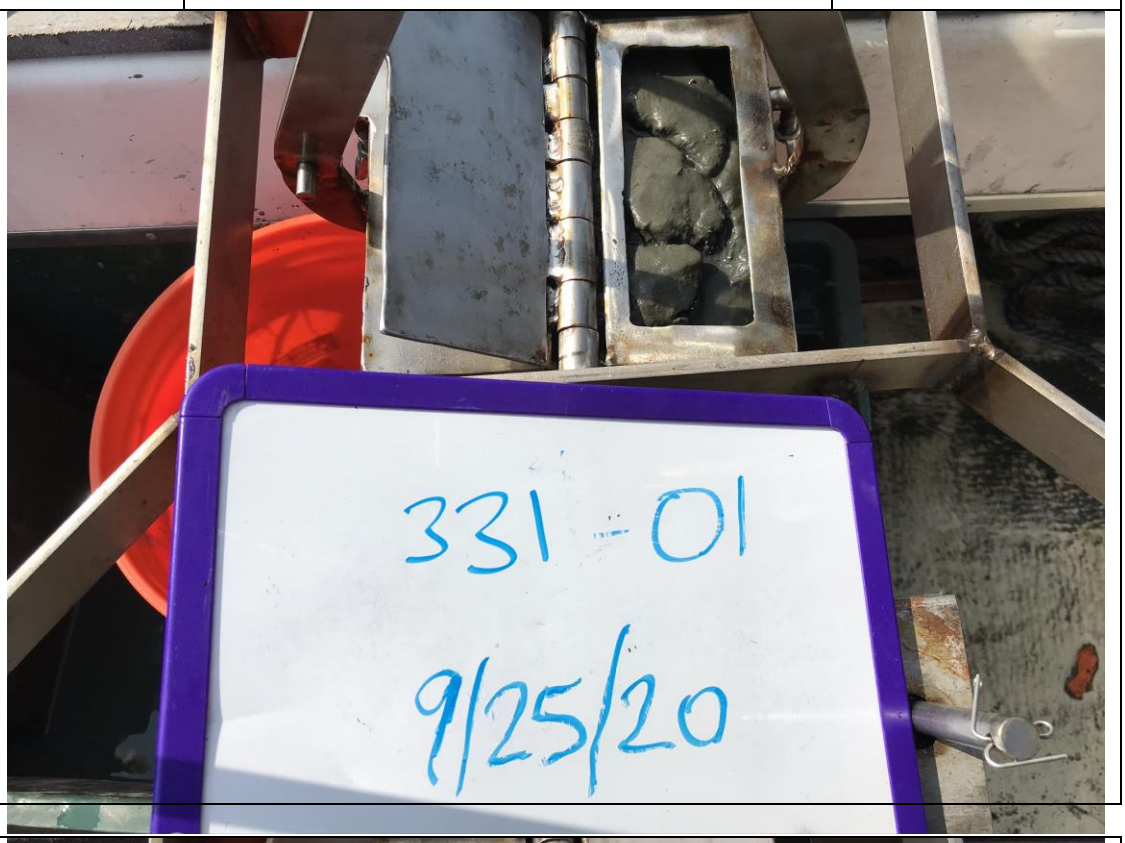


| Photo No. | Date: |
|---|---|
| 8 | 09/24/2020 |

**Direction Photo Taken:**

**Description:**

Sediment grab in the outer harbor for station ID 338-01

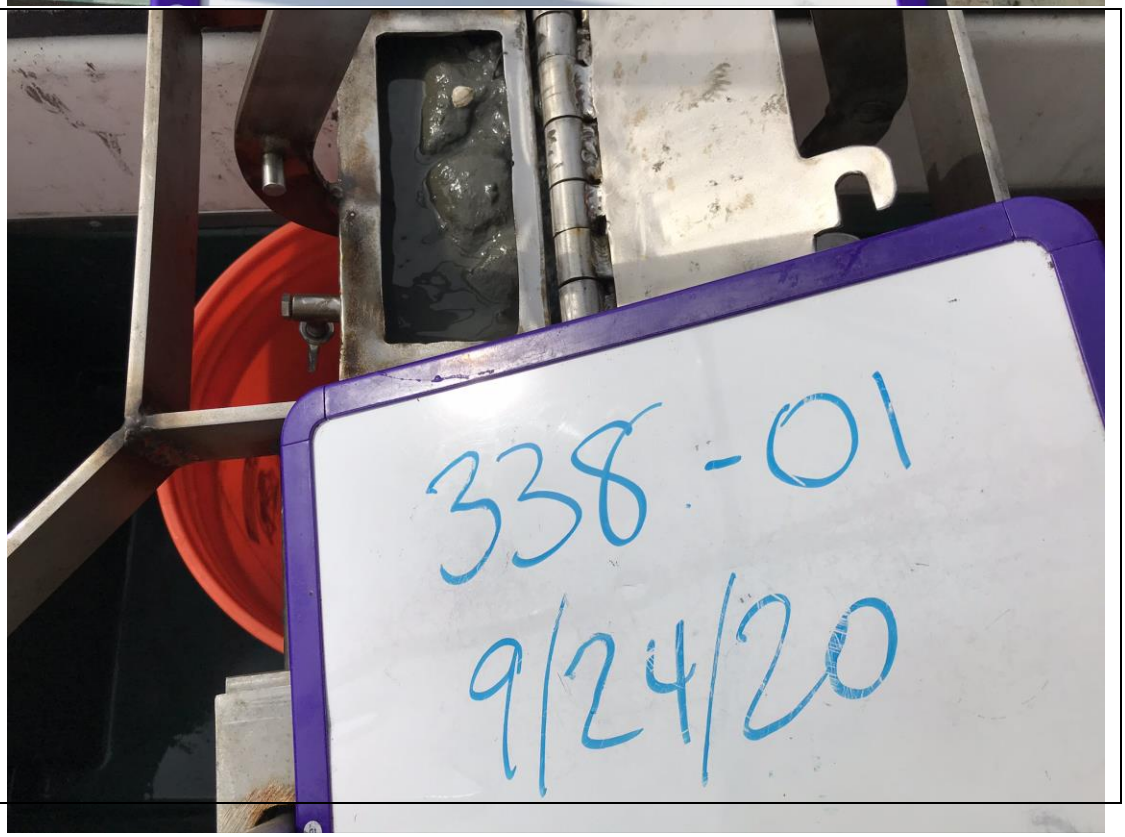

AECOM

# PHOTOGRAPHIC LOG

| Client Name: | Site Location: | Project No. |
|---|---|---|
| U.S. Army Corp of Engineers | New Bedford Harbor | 60633277 |

| Photo No. | Date: |
|---|---|
| 9 | 09/24/2020 |

**Direction Photo Taken:**

**Description:**

Sediment grab from the outer harbor for station ID 352-01

| Photo No. | Date: |
|---|---|
| 10 | 09/22/2020 |

**Direction Photo Taken:**

**Description:**

Grab used for collecting sediment samples

AECOM

# PHOTOGRAPHIC LOG

| Client Name: | Site Location: | Project No. |
|---|---|---|
| U.S. Army Corp of Engineers | New Bedford Harbor | 60633277 |

| Photo No. | Date: |
|---|---|
| 11 | 09/22/2020 |

**Direction Photo Taken:**

**Description:**

Sieve with sediment sample

| Photo No. | Date: |
|---|---|
| 12 | 09/22/2020 |

**Direction Photo Taken:**

**Description:**
Sieve with sediment sample

AECOM

# PHOTOGRAPHIC LOG

| Client Name: | Site Location: | Project No. |
|---|---|---|
| U.S. Army Corp of Engineers | New Bedford Harbor | 60633277 |

| Photo No. | Date: |
|---|---|
| 13 | 09/22/2020 |

**Direction Photo Taken:**

**Description:**
Sieve with sediment sample

| Photo No. | Date: |
|---|---|
| 14 | 09/24/2020 |

**Direction Photo Taken:**

**Description:**

Jellyfish caught on grab.

AECOM

# PHOTOGRAPHIC LOG

| Client Name: | Site Location: | Project No. |
|---|---|---|
| U.S. Army Corp of Engineers | New Bedford Harbor | 60633277 |

| Photo No. | Date: |
|---|---|
| 15 | 09/25/2020 |

**Direction Photo Taken:**

**Description:**

Bivalve found in sample

| Photo No. | Date: |
|---|---|
| 16 | 09/28/2020 |

**Direction Photo Taken:**

**Description:**

Spider crab found in sample

AECOM

# PHOTOGRAPHIC LOG

| Client Name: | Site Location: | Project No. |
|---|---|---|
| U.S. Army Corp of Engineers | New Bedford Harbor | 60633277 |

| Photo No. | Date: |
|---|---|
| 17 | 09/29/2020 |

**Direction Photo Taken:**

**Description:**

Scooping sediment from grab to a container

| Photo No. | Date: |
|---|---|
| 18 | 09/29/2020 |

**Direction Photo Taken:**

**Description:**

Adding water to the sieve to filter out micro particles

# Appendix C **Laboratory Data Report – GeoTesting: Grain Size**

| | | | | | |
|---|---|---|---|---|---|
| Client: | AECOM | | | | |
| Project: | New Bedford Harbor LTM | | | | |
| Location: | New Bedford, MA | | | Project No: | GTX-312496 |
| Boring ID: | --- | Sample Type: | bag | Tested By: | ckg |
| Sample ID: | S-105-20FSP20-01 | Test Date: | 12/07/20 | Checked By: | bfs |
| Depth : | --- | Test Id: | 583180 | | |
| Test Comment: | --- | | | | |
| Visual Description: | Moist, dark olive gray silt | | | | |
| Sample Comment: | --- | | | | |

# Particle Size Analysis - ASTM D6913/D7928

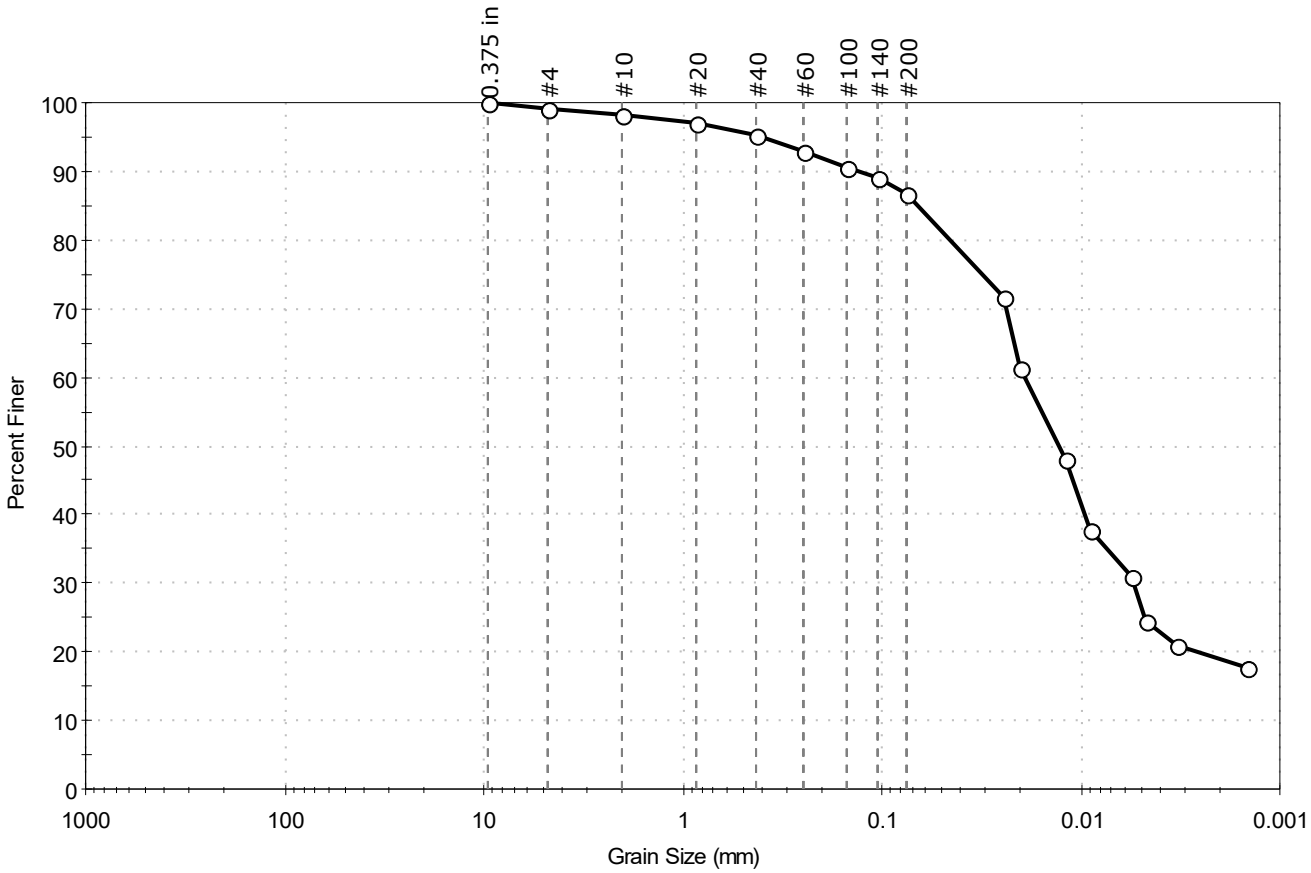


| % Cobble | % Gravel | % Sand | % Silt & Clay Size |
|---|---|---|---|
| — | 0.8 | 12.4 | 86.8 |

| Sieve Name | Sieve Size, mm | Percent Finer | Spec. Percent | Complies |
|---|---|---|---|---|
| 0.375 in | 9.50 | 100 | | |
| #4 | 4.75 | 99 | | |
| #10 | 2.00 | 98 | | |
| #20 | 0.85 | 97 | | |
| #40 | 0.42 | 95 | | |
| #60 | 0.25 | 93 | | |
| #100 | 0.15 | 90 | | |
| #140 | 0.11 | 89 | | |
| #200 | 0.075 | 87 | | |
| Hydrometer | Particle Size (mm) | Percent Finer | Spec. Percent | Complies |
| --- | 0.0243 | 72 | | |
| --- | 0.0200 | 61 | | |
| --- | 0.0121 | 48 | | |
| --- | 0.0091 | 38 | | |
| --- | 0.0055 | 31 | | |
| --- | 0.0047 | 24 | | |
| --- | 0.0033 | 21 | | |
| --- | 0.0015 | 18 | | |
| | | | | |

**Coefficients**

$D_{85}$ = 0.0656 mm  $D_{30}$ = 0.0054 mm
$D_{60}$ = 0.0189 mm  $D_{15}$ = N/A
$D_{50}$ = 0.0130 mm  $D_{10}$ = N/A
$C_u$ = N/A  $C_c$ = N/A

**Classification**

ASTM N/A

AASHTO Silty Soils (A-4 (0))

**Sample/Test Description**

Sand/Gravel Particle Shape : ---
Sand/Gravel Hardness : ---
Dispersion Device : Apparatus A - Mech Mixer
Dispersion Period : 1 minute
Est. Specific Gravity : 2.65
Separation of Sample: #200 Sieve

printed 12/7/2020 3:55:26 PM

| | | | | | |
|---|---|---|---|---|---|
| Client: | AECOM | | | | |
| Project: | New Bedford Harbor LTM | | | | |
| Location: | New Bedford, MA | | | Project No: | GTX-312496 |
| Boring ID: | --- | Sample Type: | bag | Tested By: | ckg |
| Sample ID: | S-105-20FSP20-02 | Test Date: | 11/20/20 | Checked By: | bfs |
| Depth : | --- | Test Id: | 583181 | | |
| Test Comment: | --- | | | | |
| Visual Description: | Moist, dark gray sandy silt | | | | |
| Sample Comment: | --- | | | | |

# Particle Size Analysis - ASTM D6913

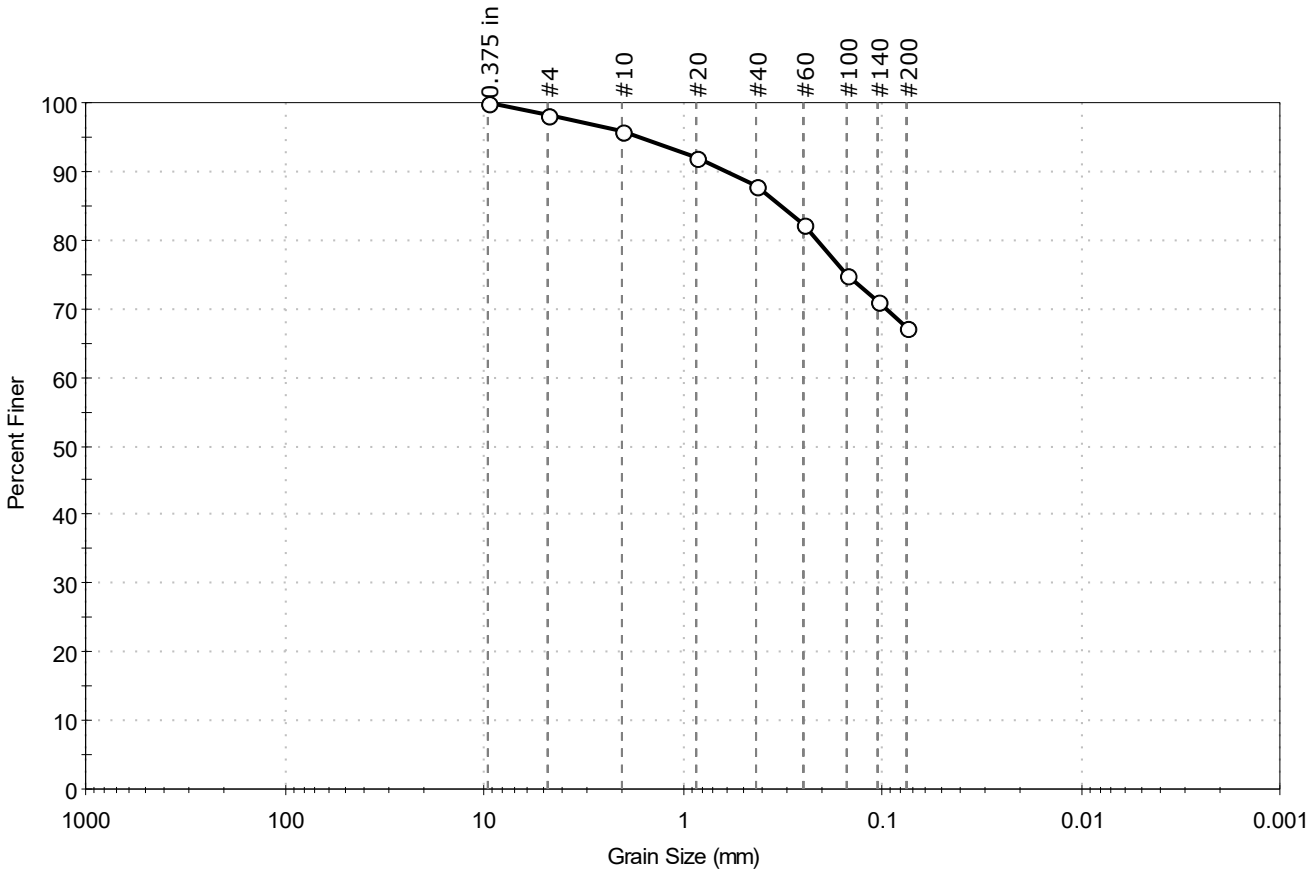


| % Cobble | % Gravel | % Sand | % Silt & Clay Size |
|---|---|---|---|
| -- | 1.9 | 30.8 | 67.3 |

| Sieve Name | Sieve Size, mm | Percent Finer | Spec. Percent | Complies |
|---|---|---|---|---|
| 0.375 in | 9.50 | 100 | | |
| #4 | 4.75 | 98 | | |
| #10 | 2.00 | 96 | | |
| #20 | 0.85 | 92 | | |
| #40 | 0.42 | 88 | | |
| #60 | 0.25 | 82 | | |
| #100 | 0.15 | 75 | | |
| #140 | 0.11 | 71 | | |
| #200 | 0.075 | 67 | | |
| | | | | |
| | | | | |

**Coefficients**

$D_{85}$ = 0.3221 mm  $D_{30}$ = N/A
$D_{60}$ = N/A  $D_{15}$ = N/A
$D_{50}$ = N/A  $D_{10}$ = N/A
$C_u$ = N/A  $C_c$ = N/A

**Classification**

ASTM N/A

AASHTO Silty Soils (A-4 (0))

**Sample/Test Description**

Sand/Gravel Particle Shape : ---

Sand/Gravel Hardness : ---

printed 12/7/2020 3:55:27 PM

| | | | | | |
|---|---|---|---|---|---|
| Client: | AECOM | | | | |
| Project: | New Bedford Harbor LTM | | | | |
| Location: | New Bedford, MA | | | Project No: | GTX-312496 |
| Boring ID: | --- | Sample Type: | bag | Tested By: | ckg |
| Sample ID: | S-105-20FSP20-03 | Test Date: | 11/20/20 | Checked By: | bfs |
| Depth : | --- | Test Id: | 583182 | | |
| Test Comment: | --- | | | | |
| Visual Description: | Moist, dark gray silt | | | | |
| Sample Comment: | --- | | | | |

# Particle Size Analysis - ASTM D6913

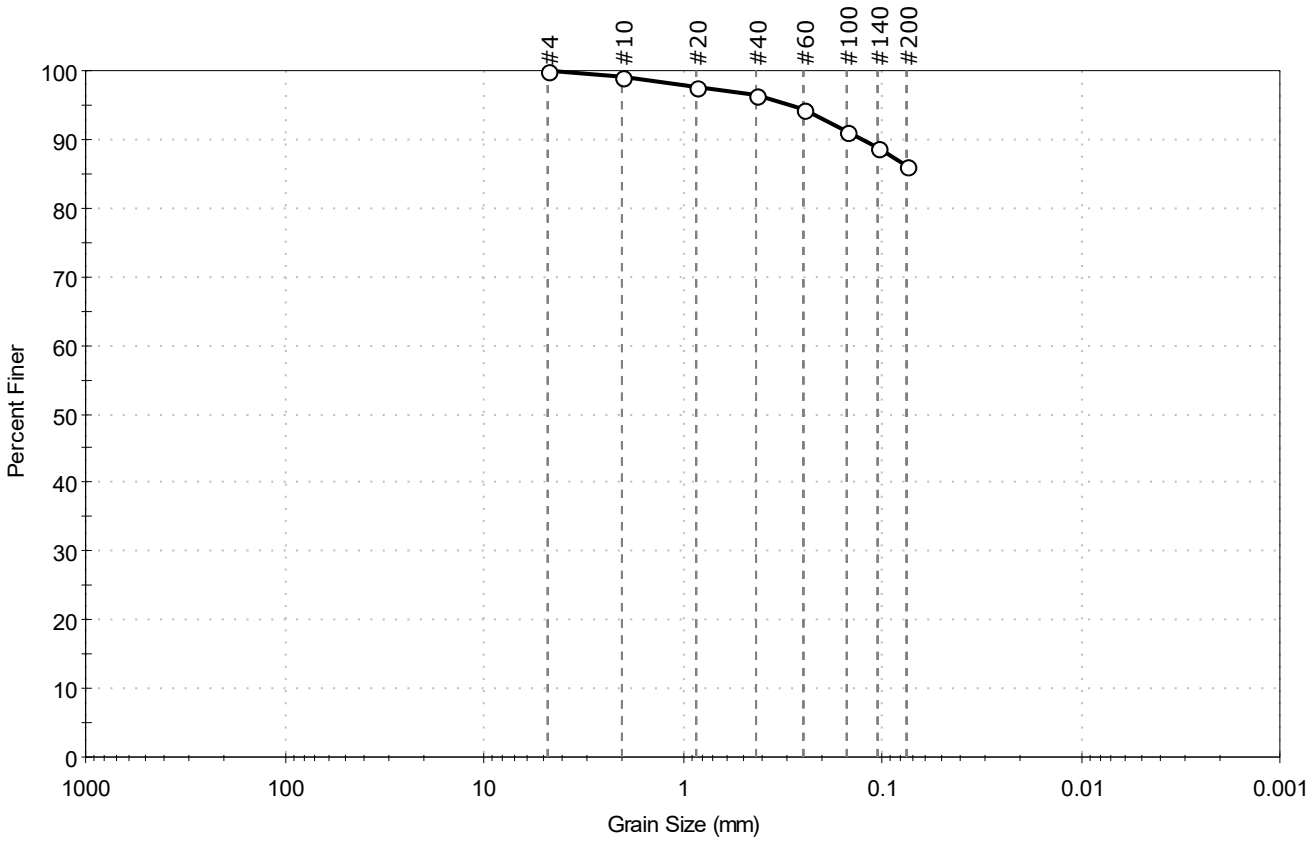


| % Cobble | % Gravel | % Sand | % Silt & Clay Size |
|---|---|---|---|
| -- | 0.0 | 13.9 | 86.1 |

| Sieve Name | Sieve Size, mm | Percent Finer | Spec. Percent | Complies |
|---|---|---|---|---|
| #4 | 4.75 | 100 | | |
| #10 | 2.00 | 99 | | |
| #20 | 0.85 | 98 | | |
| #40 | 0.42 | 96 | | |
| #60 | 0.25 | 94 | | |
| #100 | 0.15 | 91 | | |
| #140 | 0.11 | 89 | | |
| #200 | 0.075 | 86 | | |
| | | | | |
| | | | | |

**Coefficients**

$D_{85}$ = N/A  $D_{30}$ = N/A
$D_{60}$ = N/A  $D_{15}$ = N/A
$D_{50}$ = N/A  $D_{10}$ = N/A
$C_u$ = N/A  $C_c$ = N/A

**Classification**

ASTM N/A

AASHTO Silty Soils (A-4 (0))

**Sample/Test Description**

Sand/Gravel Particle Shape : ---

Sand/Gravel Hardness : ---

printed 12/7/2020 3:55:29 PM

| | | | | | |
|---|---|---|---|---|---|
| Client: | AECOM | | | | |
| Project: | New Bedford Harbor LTM | | | | |
| Location: | New Bedford, MA | | | Project No: | GTX-312496 |
| Boring ID: | --- | Sample Type: | bag | Tested By: | ckg |
| Sample ID: | S-108-20FSP20-01 | Test Date: | 11/25/20 | Checked By: | bfs |
| Depth : | --- | Test Id: | 583184 | | |
| Test Comment: | --- | | | | |
| Visual Description: | Moist, dark gray silt | | | | |
| Sample Comment: | --- | | | | |

# Particle Size Analysis - ASTM D6913/D7928

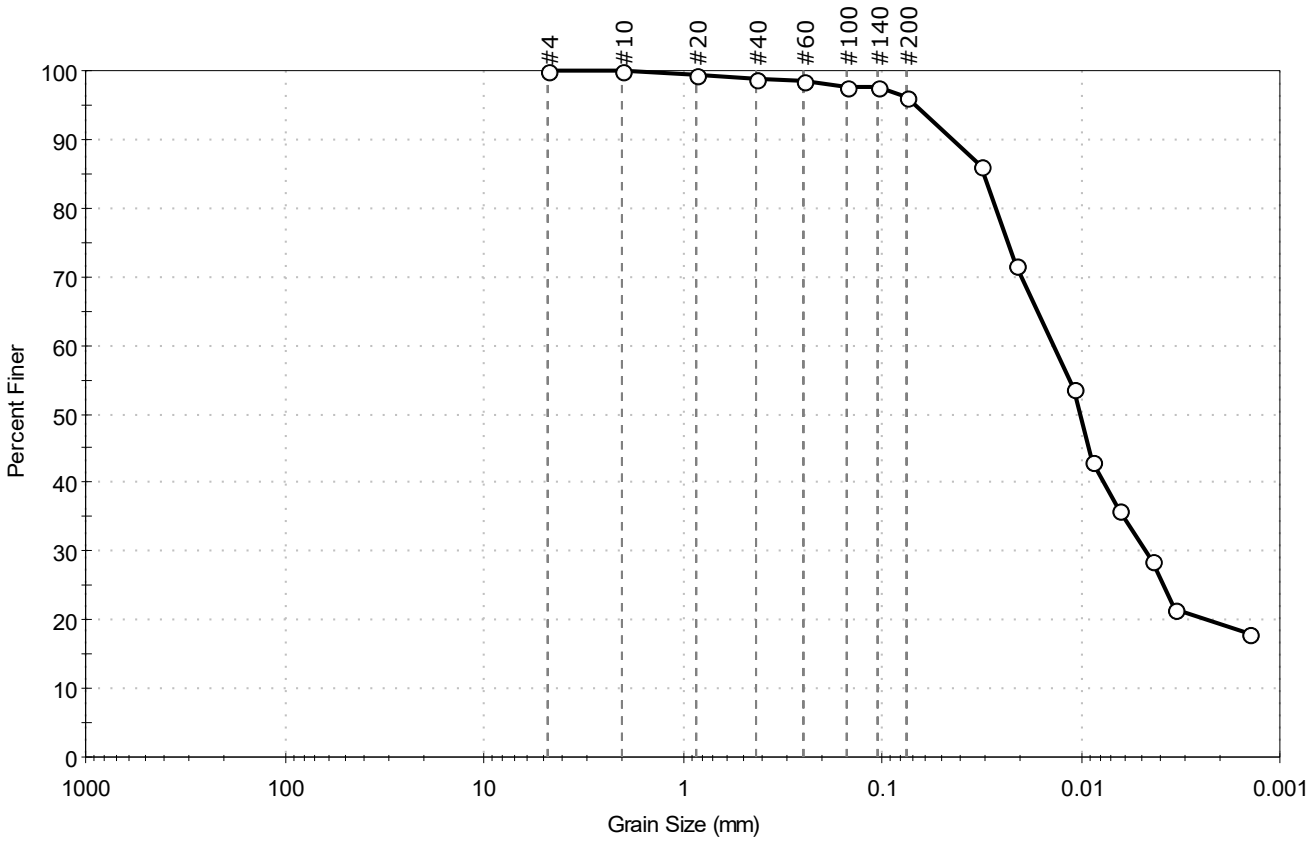


| % Cobble | % Gravel | % Sand | % Silt & Clay Size |
|---|---|---|---|
| — | 0.0 | 3.8 | 96.2 |

| Sieve Name | Sieve Size, mm | Percent Finer | Spec. Percent | Complies |
|---|---|---|---|---|
| #4 | 4.75 | 100 | | |
| #10 | 2.00 | 100 | | |
| #20 | 0.85 | 99 | | |
| #40 | 0.42 | 99 | | |
| #60 | 0.25 | 98 | | |
| #100 | 0.15 | 98 | | |
| #140 | 0.11 | 98 | | |
| #200 | 0.075 | 96 | | |
| Hydrometer | Particle Size (mm) | Percent Finer | Spec. Percent | Complies |
| --- | 0.0318 | 86 | | |
| --- | 0.0211 | 72 | | |
| --- | 0.0110 | 54 | | |
| --- | 0.0088 | 43 | | |
| --- | 0.0064 | 36 | | |
| --- | 0.0043 | 29 | | |
| --- | 0.0033 | 22 | | |
| --- | 0.0014 | 18 | | |
| | | | | |

**Coefficients**

$D_{85}$ = 0.0308 mm  $D_{30}$ = 0.0047 mm
$D_{60}$ = 0.0138 mm  $D_{15}$ = N/A
$D_{50}$ = 0.0102 mm  $D_{10}$ = N/A
$C_u$ = N/A  $C_c$ = N/A

**Classification**

ASTM N/A

AASHTO Silty Soils (A-4 (0))

**Sample/Test Description**

Sand/Gravel Particle Shape : ---
Sand/Gravel Hardness : ---
Dispersion Device : Apparatus A - Mech Mixer
Dispersion Period : 1 minute
Est. Specific Gravity : 2.65
Separation of Sample: #200 Sieve

printed 12/7/2020 3:55:32 PM

| | | | | | |
|---|---|---|---|---|---|
| Client: | AECOM | | | | |
| Project: | New Bedford Harbor LTM | | | | |
| Location: | New Bedford, MA | | | Project No: | GTX-312496 |
| Boring ID: | --- | Sample Type: | bag | Tested By: | GA |
| Sample ID: | S-108-20FSP20-02 | Test Date: | 11/09/20 | Checked By: | jsc |
| Depth : | --- | Test Id: | 583185 | | |
| Test Comment: | --- | | | | |
| Visual Description: | Wet, very dark greenish gray clay | | | | |
| Sample Comment: | --- | | | | |

# Particle Size Analysis - ASTM D6913

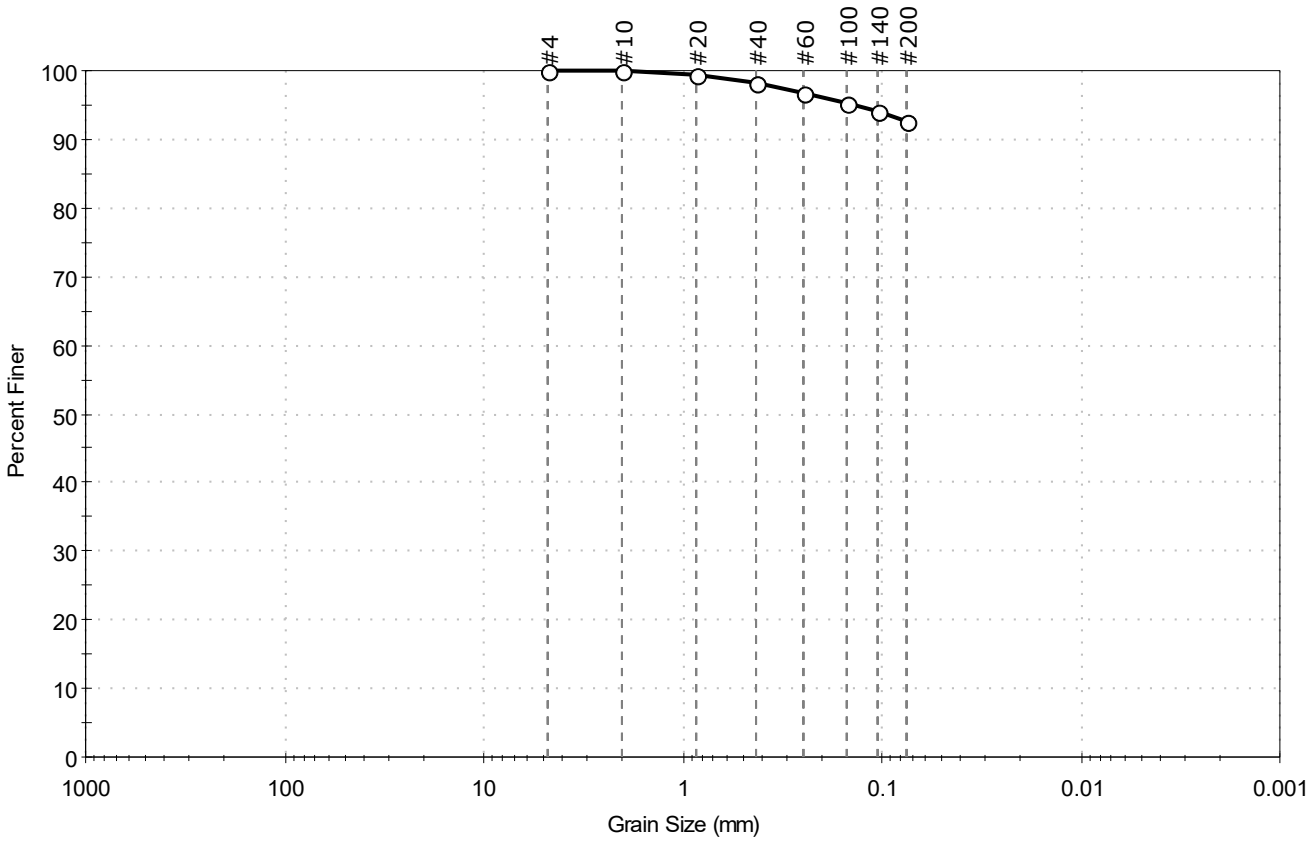


| % Cobble | % Gravel | % Sand | % Silt & Clay Size |
|---|---|---|---|
| -- | 0.0 | 7.5 | 92.5 |

| Sieve Name | Sieve Size, mm | Percent Finer | Spec. Percent | Complies |
|---|---|---|---|---|
| #4 | 4.75 | 100 | | |
| #10 | 2.00 | 100 | | |
| #20 | 0.85 | 99 | | |
| #40 | 0.42 | 98 | | |
| #60 | 0.25 | 97 | | |
| #100 | 0.15 | 95 | | |
| #140 | 0.11 | 94 | | |
| #200 | 0.075 | 92 | | |
| | | | | |
| | | | | |

**Coefficients**

$D_{85}$ = N/A  $D_{30}$ = N/A
$D_{60}$ = N/A  $D_{15}$ = N/A
$D_{50}$ = N/A  $D_{10}$ = N/A
$C_u$ = N/A  $C_c$ = N/A

**Classification**

ASTM N/A

AASHTO Silty Soils (A-4 (0))

**Sample/Test Description**

Sand/Gravel Particle Shape : ---

Sand/Gravel Hardness : ---

printed 11/10/2020 11:15:47 AM

| | | | | | |
|---|---|---|---|---|---|
| Client: | AECOM | | | | |
| Project: | New Bedford Harbor LTM | | | | |
| Location: | New Bedford, MA | | | Project No: | GTX-312496 |
| Boring ID: | --- | Sample Type: | bag | Tested By: | GA |
| Sample ID: | S-108-20FSP20-03 | Test Date: | 11/09/20 | Checked By: | jsc |
| Depth : | --- | Test Id: | 583186 | | |
| Test Comment: | --- | | | | |
| Visual Description: | Wet, dark greenish gray clay | | | | |
| Sample Comment: | --- | | | | |

# Particle Size Analysis - ASTM D6913

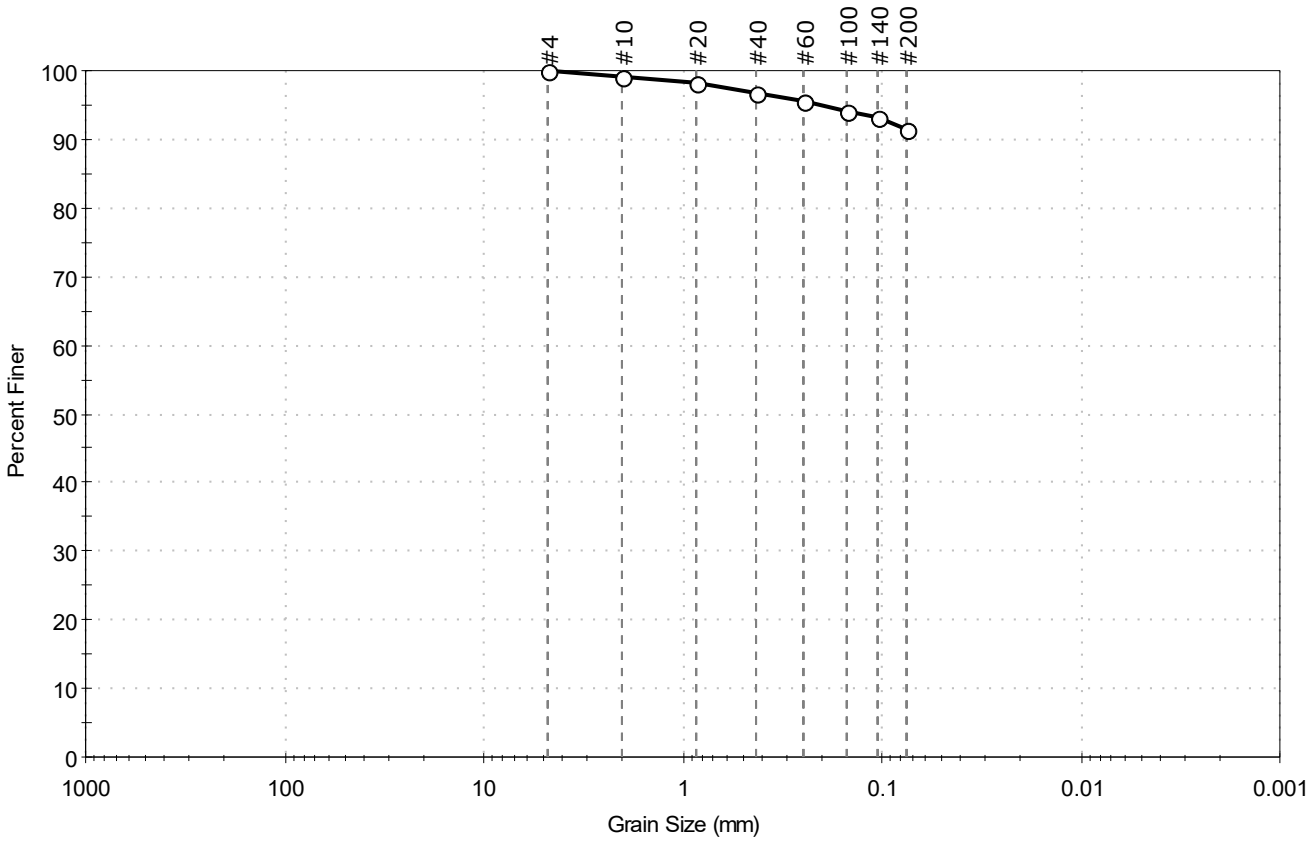


| % Cobble | % Gravel | % Sand | % Silt & Clay Size |
|---|---|---|---|
| -- | 0.0 | 8.5 | 91.5 |

| Sieve Name | Sieve Size, mm | Percent Finer | Spec. Percent | Complies |
|---|---|---|---|---|
| #4 | 4.75 | 100 | | |
| #10 | 2.00 | 99 | | |
| #20 | 0.85 | 98 | | |
| #40 | 0.42 | 97 | | |
| #60 | 0.25 | 96 | | |
| #100 | 0.15 | 94 | | |
| #140 | 0.11 | 93 | | |
| #200 | 0.075 | 92 | | |
| | | | | |
| | | | | |

**Coefficients**

$D_{85}$ = N/A  $D_{30}$ = N/A
$D_{60}$ = N/A  $D_{15}$ = N/A
$D_{50}$ = N/A  $D_{10}$ = N/A
$C_u$ = N/A  $C_c$ = N/A

**Classification**

ASTM N/A

AASHTO Silty Soils (A-4 (0))

**Sample/Test Description**

Sand/Gravel Particle Shape : ANGULAR

Sand/Gravel Hardness : HARD

printed 11/10/2020 11:15:48 AM

| | | | | | |
|---|---|---|---|---|---|
| Client: | AECOM | | | | |
| Project: | New Bedford Harbor LTM | | | | |
| Location: | New Bedford, MA | | | Project No: | GTX-312496 |
| Boring ID: | --- | Sample Type: | bag | Tested By: | ckg |
| Sample ID: | S-109-20FSP20-01 | Test Date: | 11/24/20 | Checked By: | bfs |
| Depth : | --- | Test Id: | 583188 | | |
| Test Comment: | --- | | | | |
| Visual Description: | Moist, very dark gray silt | | | | |
| Sample Comment: | --- | | | | |

# Particle Size Analysis - ASTM D6913/D7928

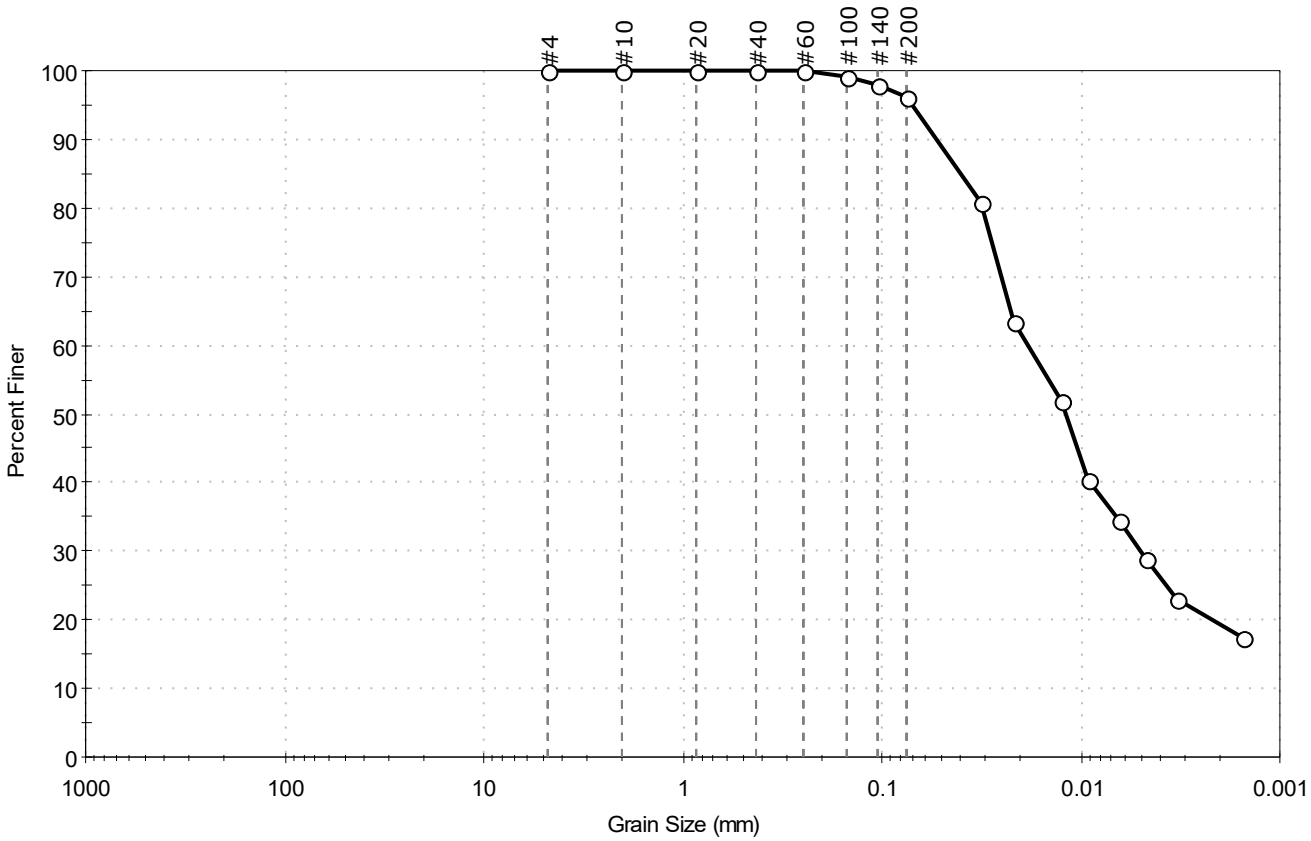


| % Cobble | % Gravel | % Sand | % Silt & Clay Size |
|---|---|---|---|
| — | 0.0 | 3.8 | 96.2 |

| Sieve Name | Sieve Size, mm | Percent Finer | Spec. Percent | Complies |
|---|---|---|---|---|
| #4 | 4.75 | 100 | | |
| #10 | 2.00 | 100 | | |
| #20 | 0.85 | 100 | | |
| #40 | 0.42 | 100 | | |
| #60 | 0.25 | 100 | | |
| #100 | 0.15 | 99 | | |
| #140 | 0.11 | 98 | | |
| #200 | 0.075 | 96 | | |
| Hydrometer | Particle Size (mm) | Percent Finer | Spec. Percent | Complies |
| --- | 0.0316 | 81 | | |
| --- | 0.0215 | 64 | | |
| --- | 0.0126 | 52 | | |
| --- | 0.0092 | 40 | | |
| --- | 0.0065 | 35 | | |
| --- | 0.0047 | 29 | | |
| --- | 0.0033 | 23 | | |
| --- | 0.0016 | 17 | | |
| | | | | |

**Coefficients**

$D_{85}$ = 0.0399 mm  $D_{30}$ = 0.0050 mm
$D_{60}$ = 0.0183 mm  $D_{15}$ = N/A
$D_{50}$ = 0.0119 mm  $D_{10}$ = N/A
$C_u$ = N/A  $C_c$ = N/A

**Classification**

ASTM N/A

AASHTO Silty Soils (A-4 (0))

**Sample/Test Description**

Sand/Gravel Particle Shape : ---
Sand/Gravel Hardness : ---
Dispersion Device : Apparatus A - Mech Mixer
Dispersion Period : 1 minute
Est. Specific Gravity : 2.65
Separation of Sample: #200 Sieve

printed 12/7/2020 3:55:35 PM

| | | | | | |
|---|---|---|---|---|---|
| Client: | AECOM | | | | |
| Project: | New Bedford Harbor LTM | | | | |
| Location: | New Bedford, MA | | | Project No: | GTX-312496 |
| Boring ID: | --- | Sample Type: | bag | Tested By: | GA |
| Sample ID: | S-109-20FSP20-02 | Test Date: | 11/09/20 | Checked By: | jsc |
| Depth : | --- | Test Id: | 583189 | | |
| Test Comment: | --- | | | | |
| Visual Description: | Wet, dark greenish gray clay with sand | | | | |
| Sample Comment: | --- | | | | |

# Particle Size Analysis - ASTM D6913

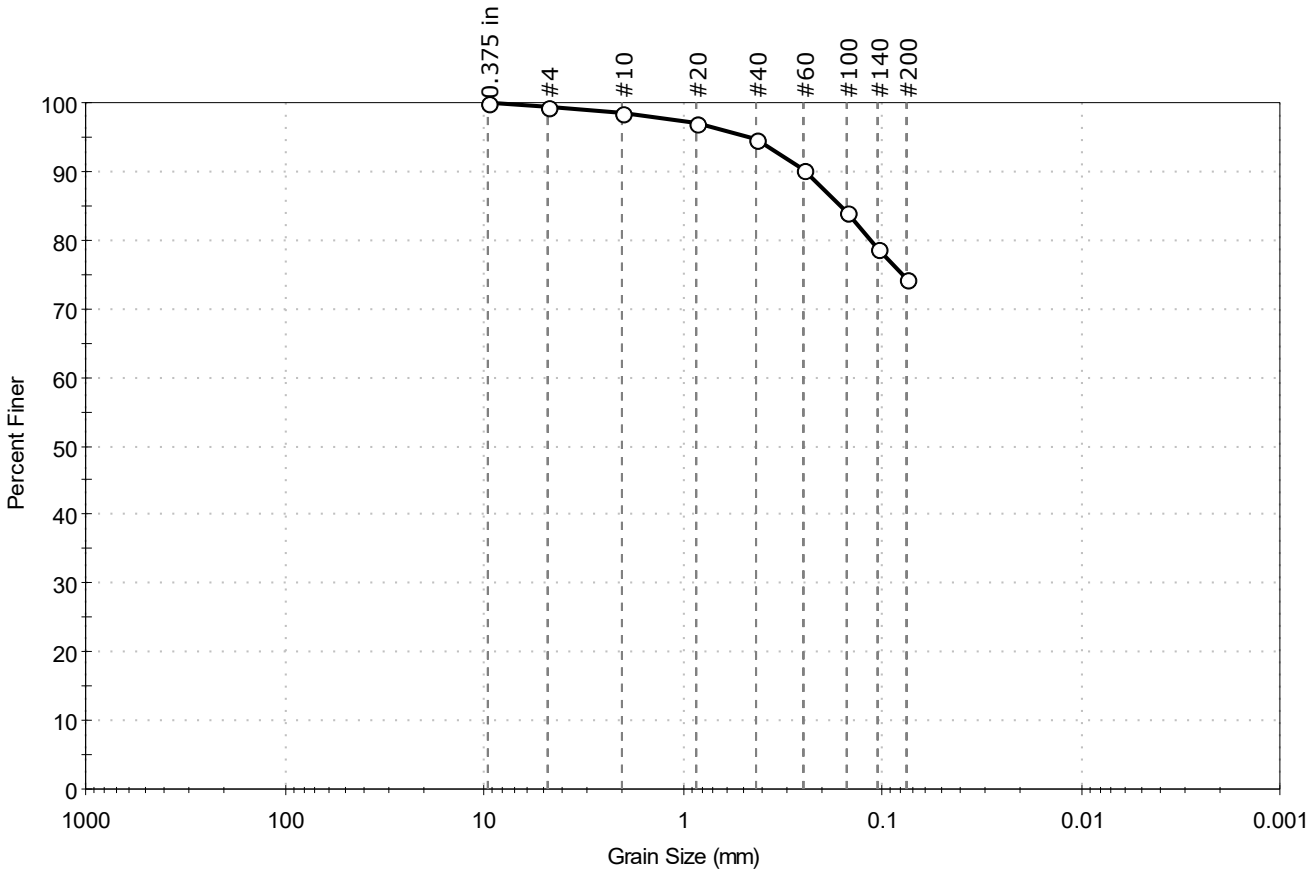


| % Cobble | % Gravel | % Sand | % Silt & Clay Size |
|---|---|---|---|
| -- | 0.6 | 25.0 | 74.4 |

| Sieve Name | Sieve Size, mm | Percent Finer | Spec. Percent | Complies |
|---|---|---|---|---|
| 0.375 in | 9.50 | 100 | | |
| #4 | 4.75 | 99 | | |
| #10 | 2.00 | 98 | | |
| #20 | 0.85 | 97 | | |
| #40 | 0.42 | 95 | | |
| #60 | 0.25 | 90 | | |
| #100 | 0.15 | 84 | | |
| #140 | 0.11 | 79 | | |
| #200 | 0.075 | 74 | | |
| | | | | |
| | | | | |

**Coefficients**

$D_{85}$ = 0.1618 mm  $D_{30}$ = N/A
$D_{60}$ = N/A  $D_{15}$ = N/A
$D_{50}$ = N/A  $D_{10}$ = N/A
$C_u$ = N/A  $C_c$ = N/A

**Classification**

ASTM N/A

AASHTO Silty Soils (A-4 (0))

**Sample/Test Description**

Sand/Gravel Particle Shape : ---

Sand/Gravel Hardness : ---

printed 11/10/2020 11:15:49 AM

| | | | | | |
|---|---|---|---|---|---|
| Client: | AECOM | | | | |
| Project: | New Bedford Harbor LTM | | | | |
| Location: | New Bedford, MA | | | Project No: | GTX-312496 |
| Boring ID: | --- | Sample Type: | bag | Tested By: | GA |
| Sample ID: | S-109-20FSP20-03 | Test Date: | 11/06/20 | Checked By: | jsc |
| Depth : | --- | Test Id: | 583190 | | |
| Test Comment: | --- | | | | |
| Visual Description: | Moist, dark greenish gray clay with sand | | | | |
| Sample Comment: | --- | | | | |

# Particle Size Analysis - ASTM D6913

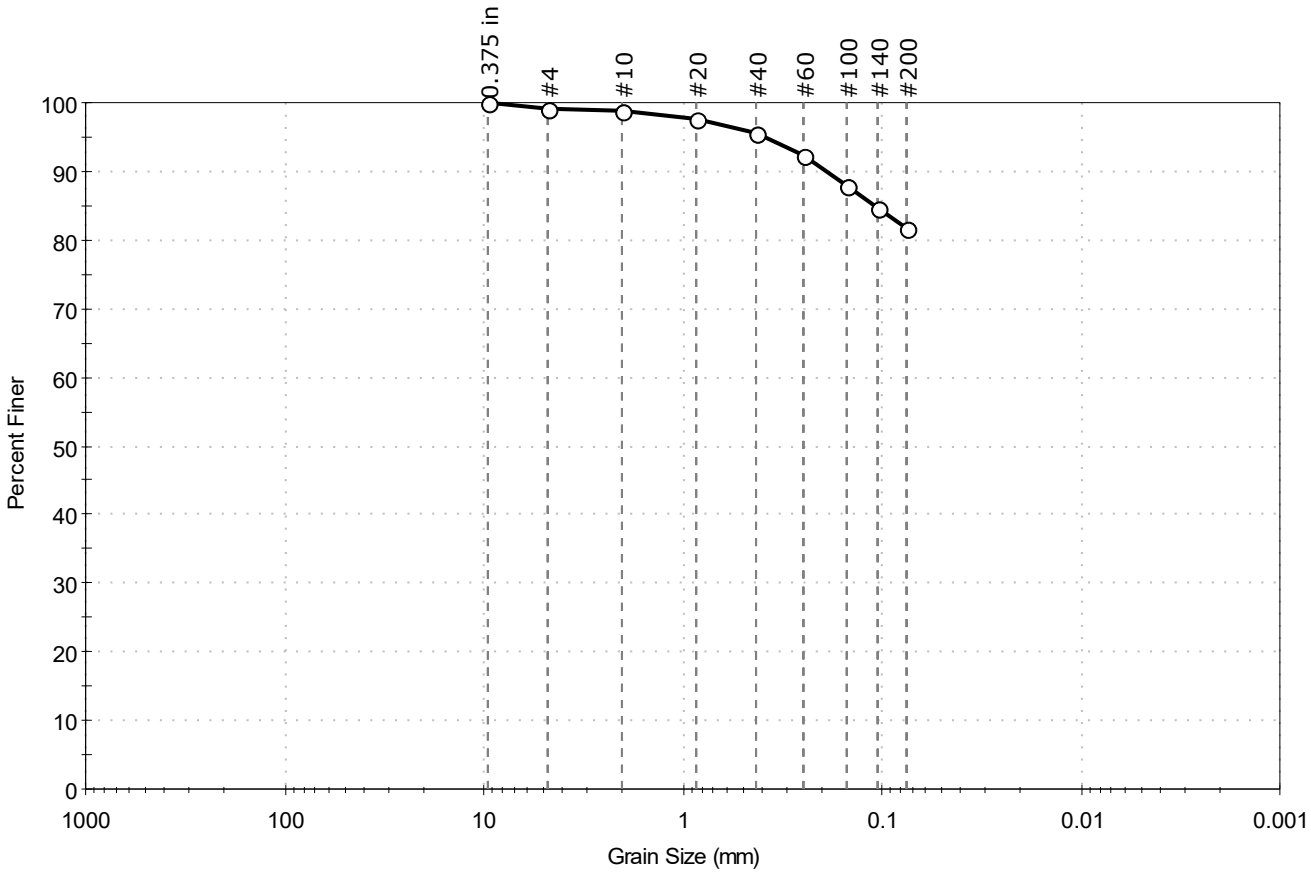


| % Cobble | % Gravel | % Sand | % Silt & Clay Size |
|---|---|---|---|
| -- | 0.7 | 17.4 | 81.9 |

| Sieve Name | Sieve Size, mm | Percent Finer | Spec. Percent | Complies |
|---|---|---|---|---|
| 0.375 in | 9.50 | 100 | | |
| #4 | 4.75 | 99 | | |
| #10 | 2.00 | 99 | | |
| #20 | 0.85 | 98 | | |
| #40 | 0.42 | 95 | | |
| #60 | 0.25 | 92 | | |
| #100 | 0.15 | 88 | | |
| #140 | 0.11 | 85 | | |
| #200 | 0.075 | 82 | | |
| | | | | |
| | | | | |

**Coefficients**

$D_{85}$ = 0.1110 mm  $D_{30}$ = N/A
$D_{60}$ = N/A  $D_{15}$ = N/A
$D_{50}$ = N/A  $D_{10}$ = N/A
$C_u$ = N/A  $C_c$ = N/A

**Classification**

ASTM N/A

AASHTO Silty Soils (A-4 (0))

**Sample/Test Description**

Sand/Gravel Particle Shape : ---

Sand/Gravel Hardness : ---

printed 11/10/2020 11:15:50 AM

| | | | | | |
|---|---|---|---|---|---|
| Client: | AECOM | | | | |
| Project: | New Bedford Harbor LTM | | | | |
| Location: | New Bedford, MA | | | Project No: | GTX-312496 |
| Boring ID: | --- | Sample Type: | bag | Tested By: | ckg |
| Sample ID: | S-111-20FSP20-01 | Test Date: | 12/01/20 | Checked By: | bfs |
| Depth : | --- | Test Id: | 583192 | | |
| Test Comment: | --- | | | | |
| Visual Description: | Moist, dark olive gray clay | | | | |
| Sample Comment: | --- | | | | |

# Particle Size Analysis - ASTM D6913/D7928

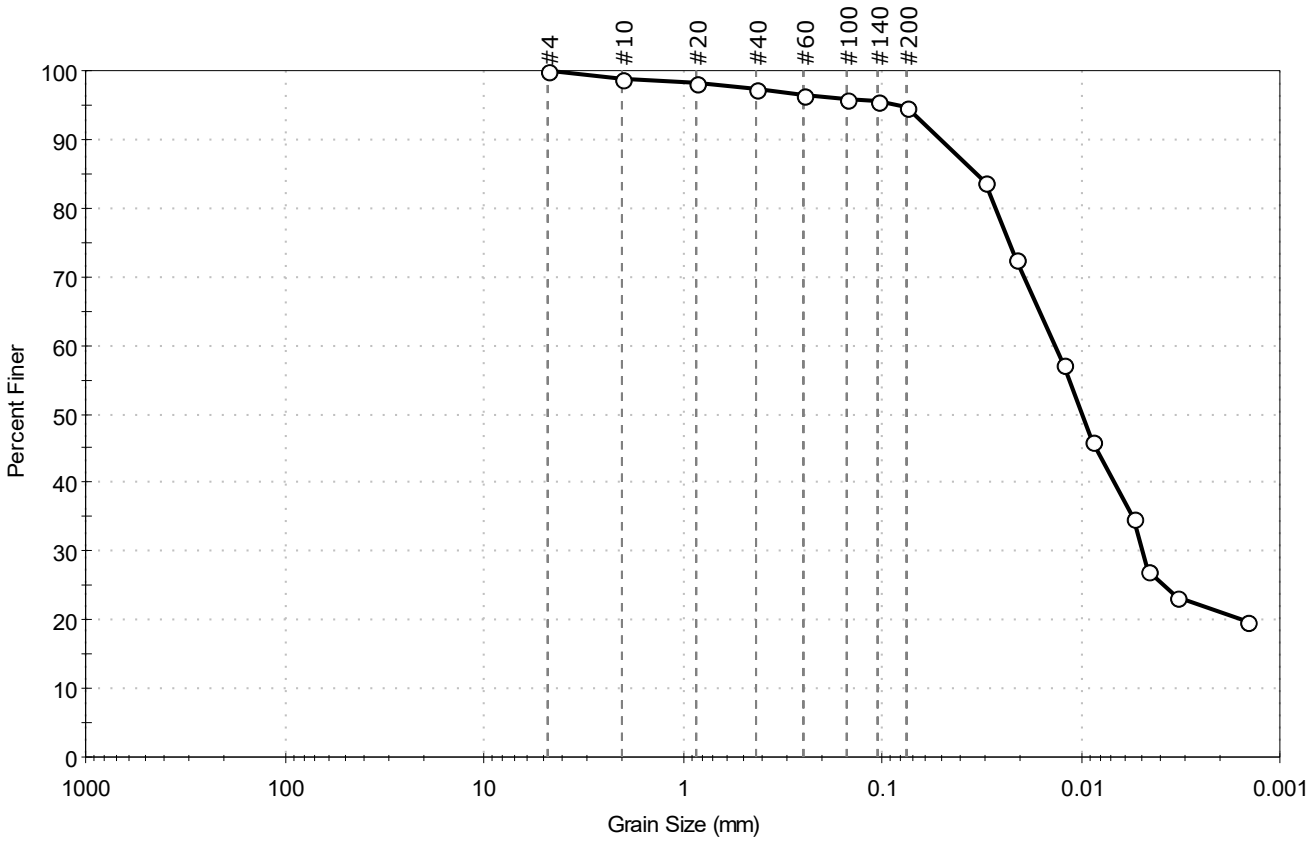


| % Cobble | % Gravel | % Sand | % Silt & Clay Size |
|---|---|---|---|
| — | 0.0 | 5.3 | 94.7 |

| Sieve Name | Sieve Size, mm | Percent Finer | Spec. Percent | Complies |
|---|---|---|---|---|
| #4 | 4.75 | 100 | | |
| #10 | 2.00 | 99 | | |
| #20 | 0.85 | 98 | | |
| #40 | 0.42 | 97 | | |
| #60 | 0.25 | 96 | | |
| #100 | 0.15 | 96 | | |
| #140 | 0.11 | 95 | | |
| #200 | 0.075 | 95 | | |
| Hydrometer | Particle Size (mm) | Percent Finer | Spec. Percent | Complies |
| --- | 0.0305 | 84 | | |
| --- | 0.0211 | 72 | | |
| --- | 0.0123 | 57 | | |
| --- | 0.0089 | 46 | | |
| --- | 0.0055 | 35 | | |
| --- | 0.0046 | 27 | | |
| --- | 0.0033 | 23 | | |
| --- | 0.0015 | 20 | | |
| | | | | |

**Coefficients**

$D_{85}$ = 0.0338 mm  $D_{30}$ = 0.0049 mm
$D_{60}$ = 0.0135 mm  $D_{15}$ = N/A
$D_{50}$ = 0.0099 mm  $D_{10}$ = N/A
$C_u$ = N/A  $C_c$ = N/A

**Classification**

ASTM N/A

AASHTO Silty Soils (A-4 (0))

**Sample/Test Description**

Sand/Gravel Particle Shape : ---
Sand/Gravel Hardness : ---
Dispersion Device : Apparatus A - Mech Mixer
Dispersion Period : 1 minute
Est. Specific Gravity : 2.65
Separation of Sample: #200 Sieve

printed 12/7/2020 3:55:38 PM

| | | | | | |
|---|---|---|---|---|---|
| Client: | AECOM | | | | |
| Project: | New Bedford Harbor LTM | | | | |
| Location: | New Bedford, MA | | | Project No: | GTX-312496 |
| Boring ID: | --- | Sample Type: | bag | Tested By: | ckg |
| Sample ID: | S-111-20FSP20-02 | Test Date: | 11/20/20 | Checked By: | bfs |
| Depth : | --- | Test Id: | 583193 | | |
| Test Comment: | --- | | | | |
| Visual Description: | Moist, dark olive gray silt with sand | | | | |
| Sample Comment: | --- | | | | |

# Particle Size Analysis - ASTM D6913

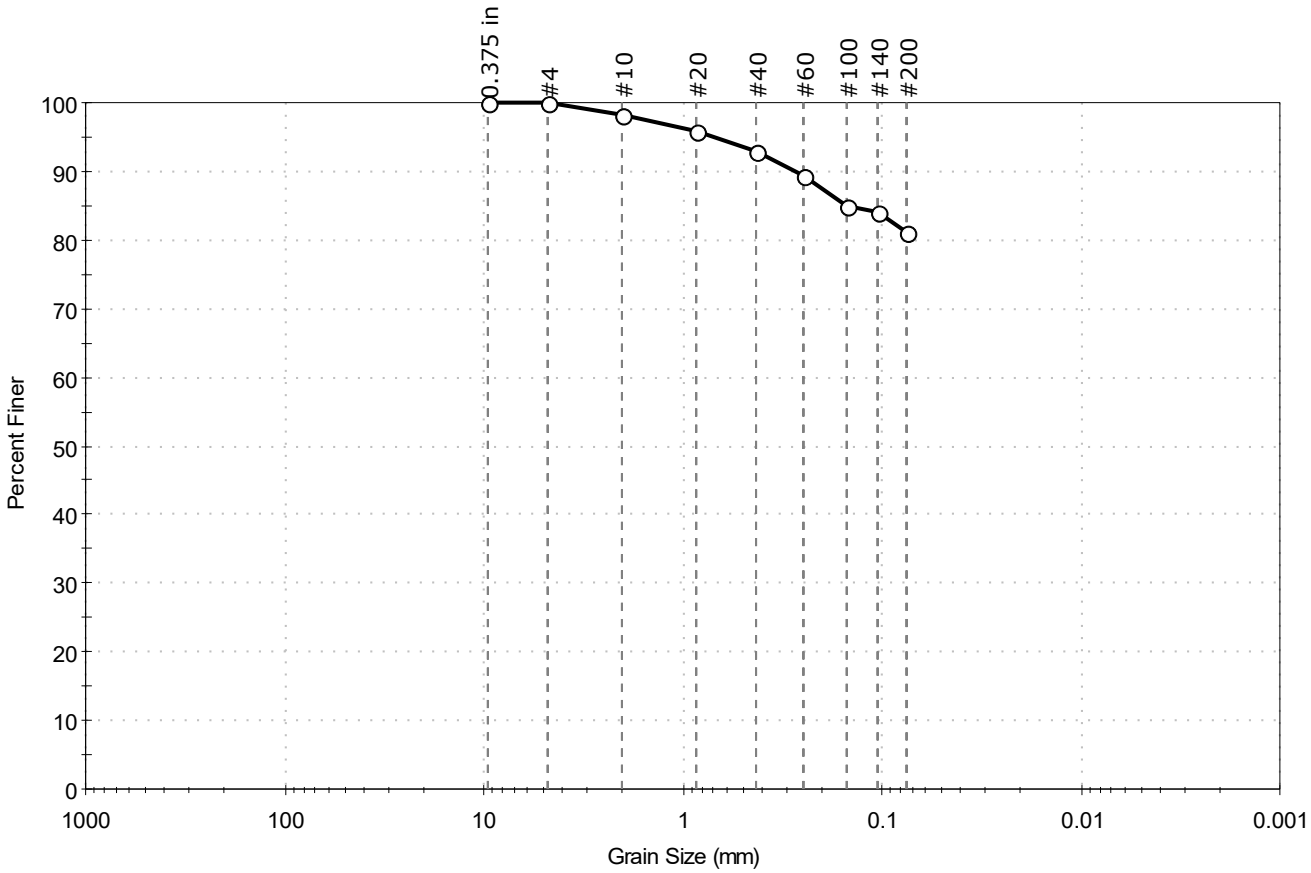


| % Cobble | % Gravel | % Sand | % Silt & Clay Size |
|---|---|---|---|
| — | 0.1 | 18.8 | 81.1 |

| Sieve Name | Sieve Size, mm | Percent Finer | Spec. Percent | Complies |
|---|---|---|---|---|
| 0.375 in | 9.50 | 100 | | |
| #4 | 4.75 | 100 | | |
| #10 | 2.00 | 98 | | |
| #20 | 0.85 | 96 | | |
| #40 | 0.42 | 93 | | |
| #60 | 0.25 | 89 | | |
| #100 | 0.15 | 85 | | |
| #140 | 0.11 | 84 | | |
| #200 | 0.075 | 81 | | |
| | | | | |
| | | | | |

**Coefficients**

$D_{85}$ = 0.1512 mm  $D_{30}$ = N/A
$D_{60}$ = N/A  $D_{15}$ = N/A
$D_{50}$ = N/A  $D_{10}$ = N/A
$C_u$ = N/A  $C_c$ = N/A

**Classification**

ASTM N/A

AASHTO Silty Soils (A-4 (0))

**Sample/Test Description**

Sand/Gravel Particle Shape : ---

Sand/Gravel Hardness : ---

printed 12/7/2020 3:55:39 PM

| | | | | | |
|---|---|---|---|---|---|
| Client: | AECOM | | | | |
| Project: | New Bedford Harbor LTM | | | | |
| Location: | New Bedford, MA | | | Project No: | GTX-312496 |
| Boring ID: | --- | Sample Type: | bag | Tested By: | ckg |
| Sample ID: | S-111-20FSP20-03 | Test Date: | 11/20/20 | Checked By: | bfs |
| Depth : | --- | Test Id: | 583194 | | |
| Test Comment: | --- | | | | |
| Visual Description: | Moist, dark gray silt | | | | |
| Sample Comment: | --- | | | | |

# Particle Size Analysis - ASTM D6913

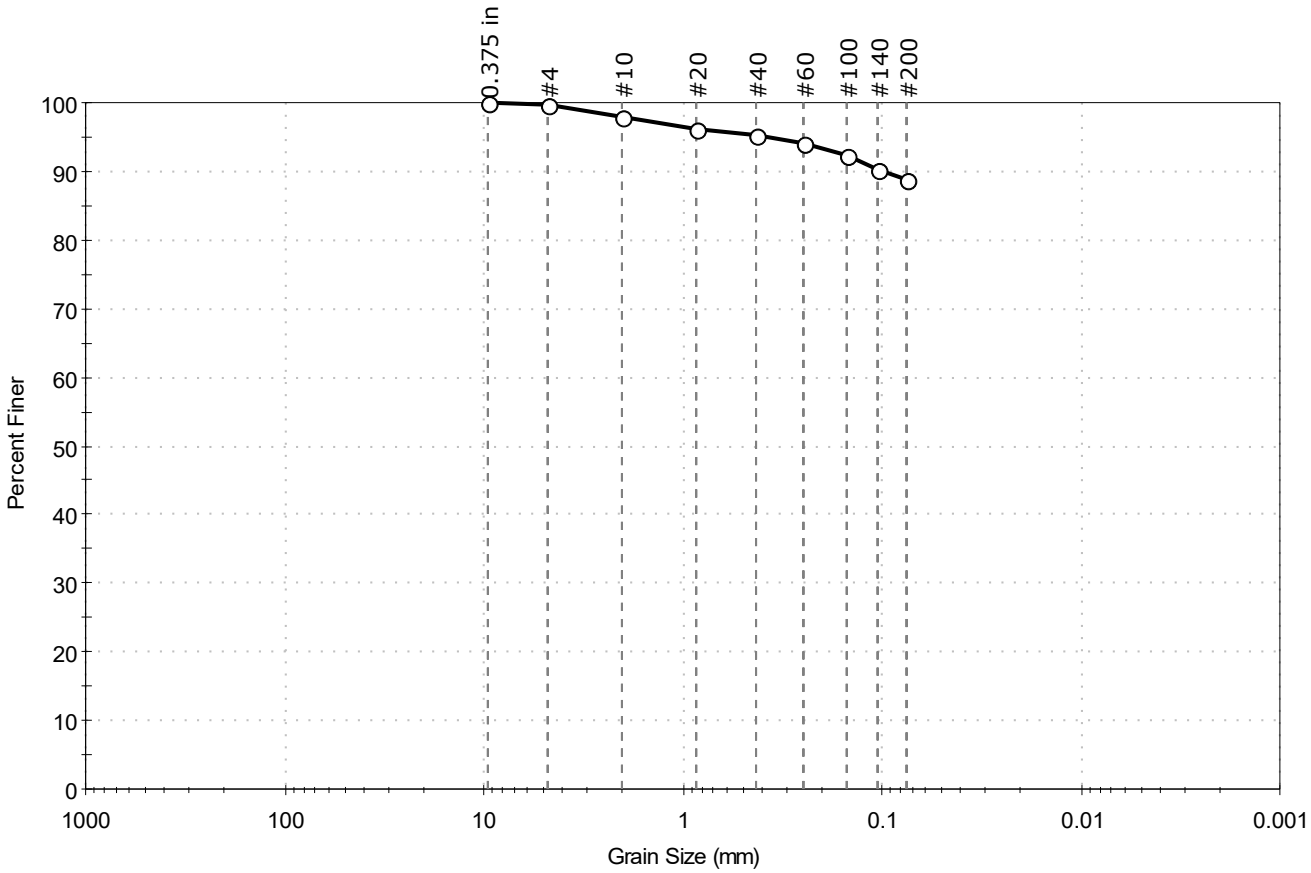


| % Cobble | % Gravel | % Sand | % Silt & Clay Size |
|---|---|---|---|
| — | 0.4 | 10.8 | 88.8 |

| Sieve Name | Sieve Size, mm | Percent Finer | Spec. Percent | Complies |
|---|---|---|---|---|
| 0.375 in | 9.50 | 100 | | |
| #4 | 4.75 | 100 | | |
| #10 | 2.00 | 98 | | |
| #20 | 0.85 | 96 | | |
| #40 | 0.42 | 95 | | |
| #60 | 0.25 | 94 | | |
| #100 | 0.15 | 92 | | |
| #140 | 0.11 | 90 | | |
| #200 | 0.075 | 89 | | |
| | | | | |
| | | | | |

**Coefficients**

$D_{85}$ =N/A $D_{30}$ =N/A

$D_{60}$ =N/A $D_{15}$ =N/A

$D_{50}$ =N/A $D_{10}$ =N/A

$C_u$ =N/A $C_c$ =N/A

**Classification**

ASTM N/A

AASHTO Silty Soils (A-4 (0))

**Sample/Test Description**

Sand/Gravel Particle Shape : ---

Sand/Gravel Hardness : ---

printed 12/7/2020 3:55:41 PM

| | | | | | |
|---|---|---|---|---|---|
| Client: | AECOM | | | | |
| Project: | New Bedford Harbor LTM | | | | |
| Location: | New Bedford, MA | | | Project No: | GTX-312496 |
| Boring ID: | --- | Sample Type: | bag | Tested By: | ckg |
| Sample ID: | S-114-20FSP20-01 | Test Date: | 11/19/20 | Checked By: | bfs |
| Depth : | --- | Test Id: | 583196 | | |
| Test Comment: | --- | | | | |
| Visual Description: | Moist, dark grayish brown silt with sand | | | | |
| Sample Comment: | --- | | | | |

# Particle Size Analysis - ASTM D6913/D7928

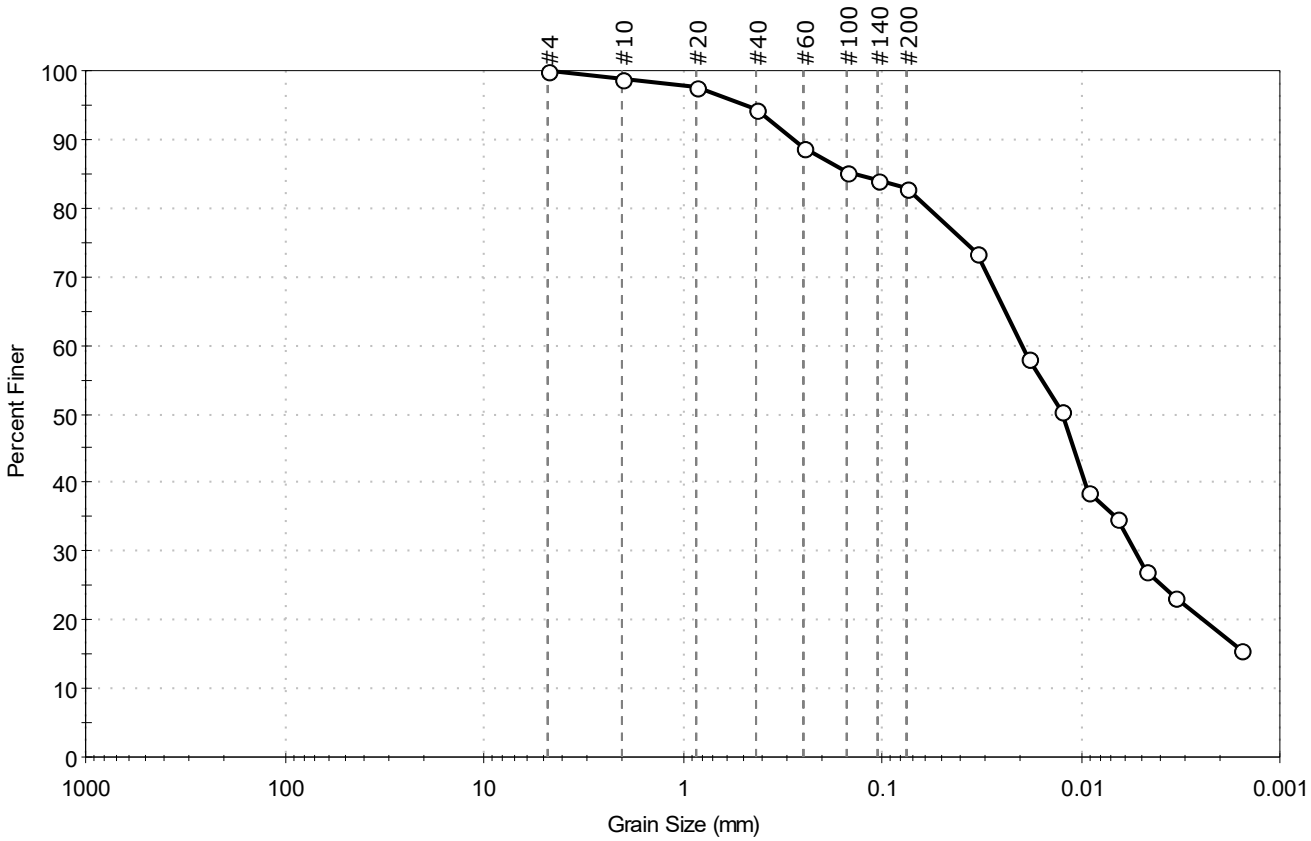


| % Cobble | % Gravel | % Sand | % Silt & Clay Size |
|---|---|---|---|
| — | 0.0 | 17.2 | 82.8 |

| Sieve Name | Sieve Size, mm | Percent Finer | Spec. Percent | Complies |
|---|---|---|---|---|
| #4 | 4.75 | 100 | | |
| #10 | 2.00 | 99 | | |
| #20 | 0.85 | 98 | | |
| #40 | 0.42 | 94 | | |
| #60 | 0.25 | 89 | | |
| #100 | 0.15 | 85 | | |
| #140 | 0.11 | 84 | | |
| #200 | 0.075 | 83 | | |
| Hydrometer | Particle Size (mm) | Percent Finer | Spec. Percent | Complies |
| --- | 0.0333 | 74 | | |
| --- | 0.0183 | 58 | | |
| --- | 0.0125 | 50 | | |
| --- | 0.0091 | 39 | | |
| --- | 0.0065 | 35 | | |
| --- | 0.0047 | 27 | | |
| --- | 0.0033 | 23 | | |
| --- | 0.0016 | 15 | | |
| | | | | |

**Coefficients**

$D_{85}$ = 0.1368 mm  $D_{30}$ = 0.0053 mm
$D_{60}$ = 0.0197 mm  $D_{15}$ = N/A
$D_{50}$ = 0.0124 mm  $D_{10}$ = N/A
$C_u$ = N/A  $C_c$ = N/A

**Classification**

ASTM N/A

AASHTO Silty Soils (A-4 (0))

**Sample/Test Description**

Sand/Gravel Particle Shape : ---
Sand/Gravel Hardness : ---
Dispersion Device : Apparatus A - Mech Mixer
Dispersion Period : 1 minute
Est. Specific Gravity : 2.65
Separation of Sample: #200 Sieve

printed 12/7/2020 3:55:44 PM

| | | | | | |
|---|---|---|---|---|---|
| Client: | AECOM | | | | |
| Project: | New Bedford Harbor LTM | | | | |
| Location: | New Bedford, MA | | | Project No: | GTX-312496 |
| Boring ID: | --- | Sample Type: | bag | Tested By: | GA |
| Sample ID: | S-114-20FSP20-02 | Test Date: | 11/09/20 | Checked By: | jsc |
| Depth : | --- | Test Id: | 583197 | | |
| Test Comment: | --- | | | | |
| Visual Description: | Wet, dark greenish gray clay with sand | | | | |
| Sample Comment: | --- | | | | |

# Particle Size Analysis - ASTM D6913

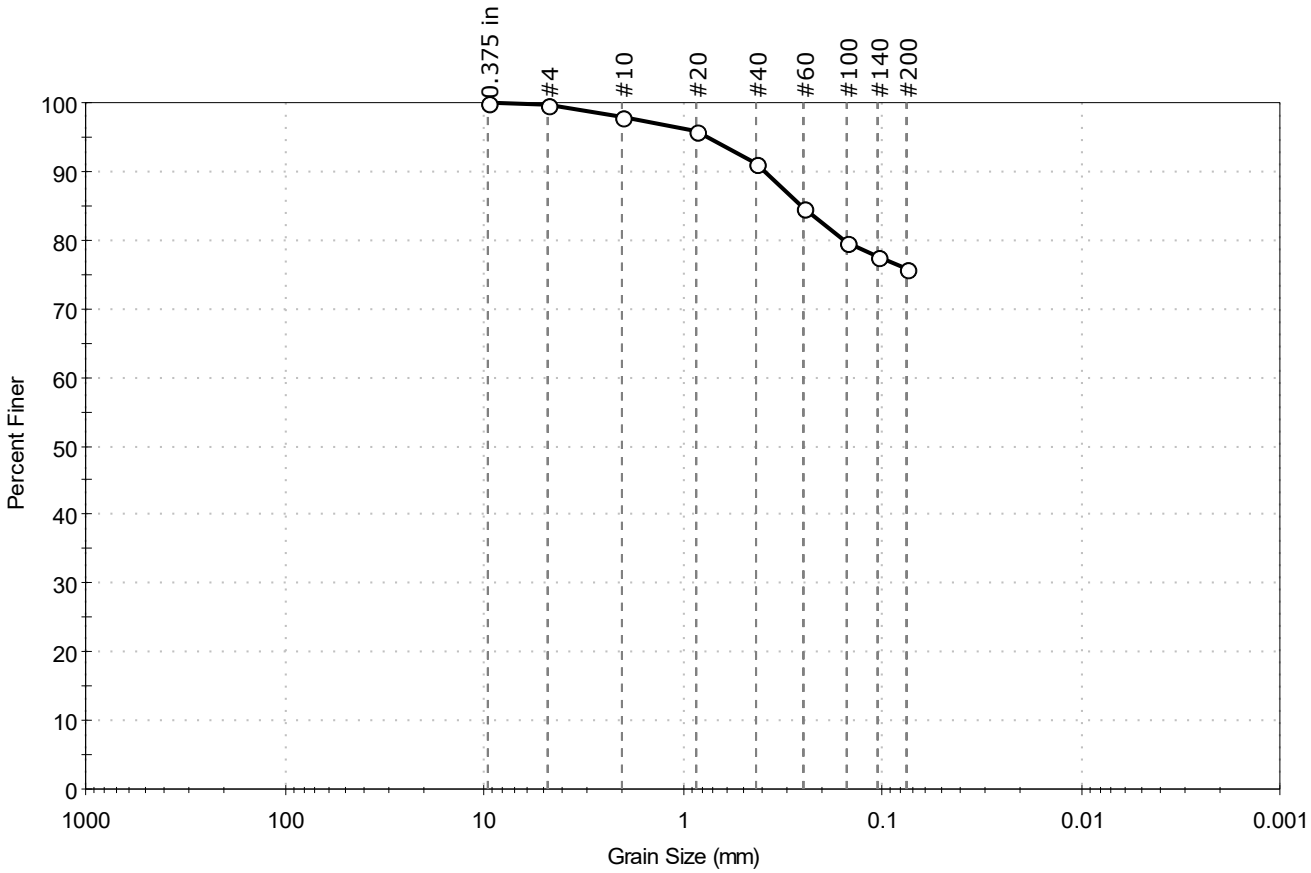


| % Cobble | % Gravel | % Sand | % Silt & Clay Size |
|---|---|---|---|
| -- | 0.3 | 23.8 | 75.9 |

| Sieve Name | Sieve Size, mm | Percent Finer | Spec. Percent | Complies |
|---|---|---|---|---|
| 0.375 in | 9.50 | 100 | | |
| #4 | 4.75 | 100 | | |
| #10 | 2.00 | 98 | | |
| #20 | 0.85 | 96 | | |
| #40 | 0.42 | 91 | | |
| #60 | 0.25 | 85 | | |
| #100 | 0.15 | 80 | | |
| #140 | 0.11 | 77 | | |
| #200 | 0.075 | 76 | | |
| | | | | |
| | | | | |

**Coefficients**

$D_{85}$ = 0.2582 mm  $D_{30}$ = N/A
$D_{60}$ = N/A  $D_{15}$ = N/A
$D_{50}$ = N/A  $D_{10}$ = N/A
$C_u$ = N/A  $C_c$ = N/A

**Classification**

ASTM N/A

AASHTO Silty Soils (A-4 (0))

**Sample/Test Description**

Sand/Gravel Particle Shape : ---

Sand/Gravel Hardness : ---

printed 11/10/2020 11:15:51 AM

| | | | | | |
|---|---|---|---|---|---|
| Client: | AECOM | | | | |
| Project: | New Bedford Harbor LTM | | | | |
| Location: | New Bedford, MA | | | Project No: | GTX-312496 |
| Boring ID: | --- | Sample Type: | bag | Tested By: | GA |
| Sample ID: | S-114-20FSP20-03 | Test Date: | 11/09/20 | Checked By: | jsc |
| Depth : | --- | Test Id: | 583198 | | |
| Test Comment: | --- | | | | |
| Visual Description: | Wet, very dark greenish gray sandy clay | | | | |
| Sample Comment: | --- | | | | |

# Particle Size Analysis - ASTM D6913

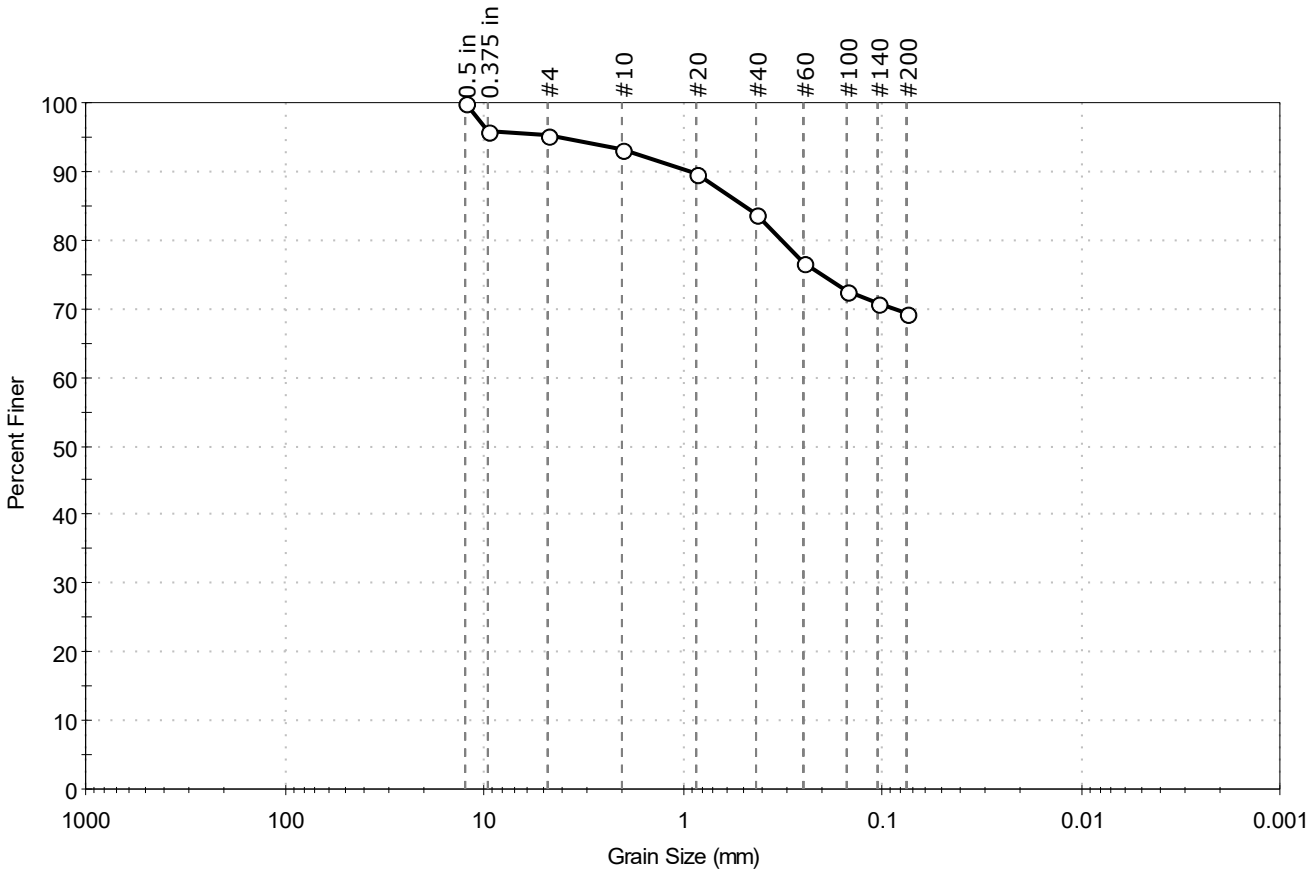


| % Cobble | % Gravel | % Sand | % Silt & Clay Size |
|---|---|---|---|
| — | 4.7 | 26.0 | 69.3 |

| Sieve Name | Sieve Size, mm | Percent Finer | Spec. Percent | Complies |
|---|---|---|---|---|
| 0.5 in | 12.50 | 100 | | |
| 0.375 in | 9.50 | 96 | | |
| #4 | 4.75 | 95 | | |
| #10 | 2.00 | 93 | | |
| #20 | 0.85 | 90 | | |
| #40 | 0.42 | 84 | | |
| #60 | 0.25 | 77 | | |
| #100 | 0.15 | 73 | | |
| #140 | 0.11 | 71 | | |
| #200 | 0.075 | 69 | | |
| | | | | |
| | | | | |

**Coefficients**

$D_{85}$ = 0.4898 mm  $D_{30}$ = N/A
$D_{60}$ = N/A  $D_{15}$ = N/A
$D_{50}$ = N/A  $D_{10}$ = N/A
$C_u$ = N/A  $C_c$ = N/A

**Classification**

ASTM N/A

AASHTO Silty Soils (A-4 (0))

**Sample/Test Description**

Sand/Gravel Particle Shape : ANGULAR

Sand/Gravel Hardness : HARD

printed 11/10/2020 11:15:52 AM

| | | | | | |
|---|---|---|---|---|---|
| Client: | AECOM | | | | |
| Project: | New Bedford Harbor LTM | | | | |
| Location: | New Bedford, MA | | | Project No: | GTX-312496 |
| Boring ID: | --- | Sample Type: | bag | Tested By: | ckg |
| Sample ID: | S-115-20FSP20-01 | Test Date: | 11/30/20 | Checked By: | bfs |
| Depth : | --- | Test Id: | 583200 | | |
| Test Comment: | --- | | | | |
| Visual Description: | Moist, dark olive gray silt | | | | |
| Sample Comment: | --- | | | | |

# Particle Size Analysis - ASTM D6913/D7928

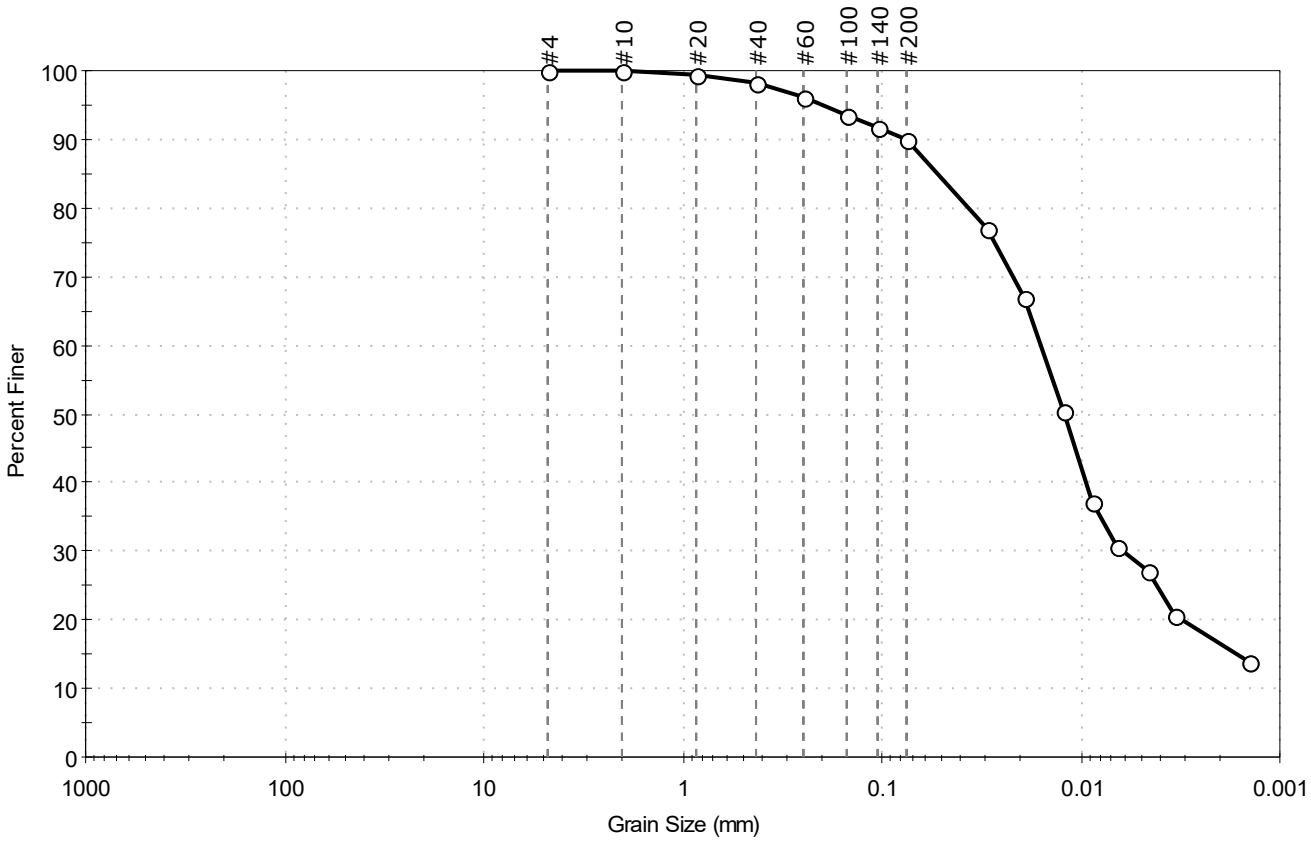


| % Cobble | % Gravel | % Sand | % Silt & Clay Size |
|---|---|---|---|
| -- | 0.0 | 10.0 | 90.0 |

| Sieve Name | Sieve Size, mm | Percent Finer | Spec. Percent | Complies |
|---|---|---|---|---|
| #4 | 4.75 | 100 | | |
| #10 | 2.00 | 100 | | |
| #20 | 0.85 | 100 | | |
| #40 | 0.42 | 98 | | |
| #60 | 0.25 | 96 | | |
| #100 | 0.15 | 93 | | |
| #140 | 0.11 | 92 | | |
| #200 | 0.075 | 90 | | |
| Hydrometer | Particle Size (mm) | Percent Finer | Spec. Percent | Complies |
| --- | 0.0294 | 77 | | |
| --- | 0.0193 | 67 | | |
| --- | 0.0121 | 50 | | |
| --- | 0.0087 | 37 | | |
| --- | 0.0066 | 31 | | |
| --- | 0.0046 | 27 | | |
| --- | 0.0033 | 21 | | |
| --- | 0.0014 | 14 | | |
| | | | | |

**Coefficients**

$D_{85}$ = 0.0524 mm  $D_{30}$ = 0.0062 mm
$D_{60}$ = 0.0159 mm  $D_{15}$ = 0.0016 mm
$D_{50}$ = 0.0120 mm  $D_{10}$ = N/A
$C_u$ = N/A  $C_c$ = N/A

**Classification**

ASTM N/A

AASHTO Silty Soils (A-4 (0))

**Sample/Test Description**

Sand/Gravel Particle Shape : ---
Sand/Gravel Hardness : ---
Dispersion Device : Apparatus A - Mech Mixer
Dispersion Period : 1 minute
Est. Specific Gravity : 2.65
Separation of Sample: #200 Sieve

printed 12/7/2020 3:55:49 PM

| | | | | | |
|---|---|---|---|---|---|
| Client: | AECOM | | | | |
| Project: | New Bedford Harbor LTM | | | | |
| Location: | New Bedford, MA | | | Project No: | GTX-312496 |
| Boring ID: | --- | Sample Type: | bag | Tested By: | ckg |
| Sample ID: | S-115-20FSP20-02 | Test Date: | 11/20/20 | Checked By: | bfs |
| Depth : | --- | Test Id: | 583201 | | |
| Test Comment: | --- | | | | |
| Visual Description: | Moist, dark olive gray clay | | | | |
| Sample Comment: | --- | | | | |

# Particle Size Analysis - ASTM D6913

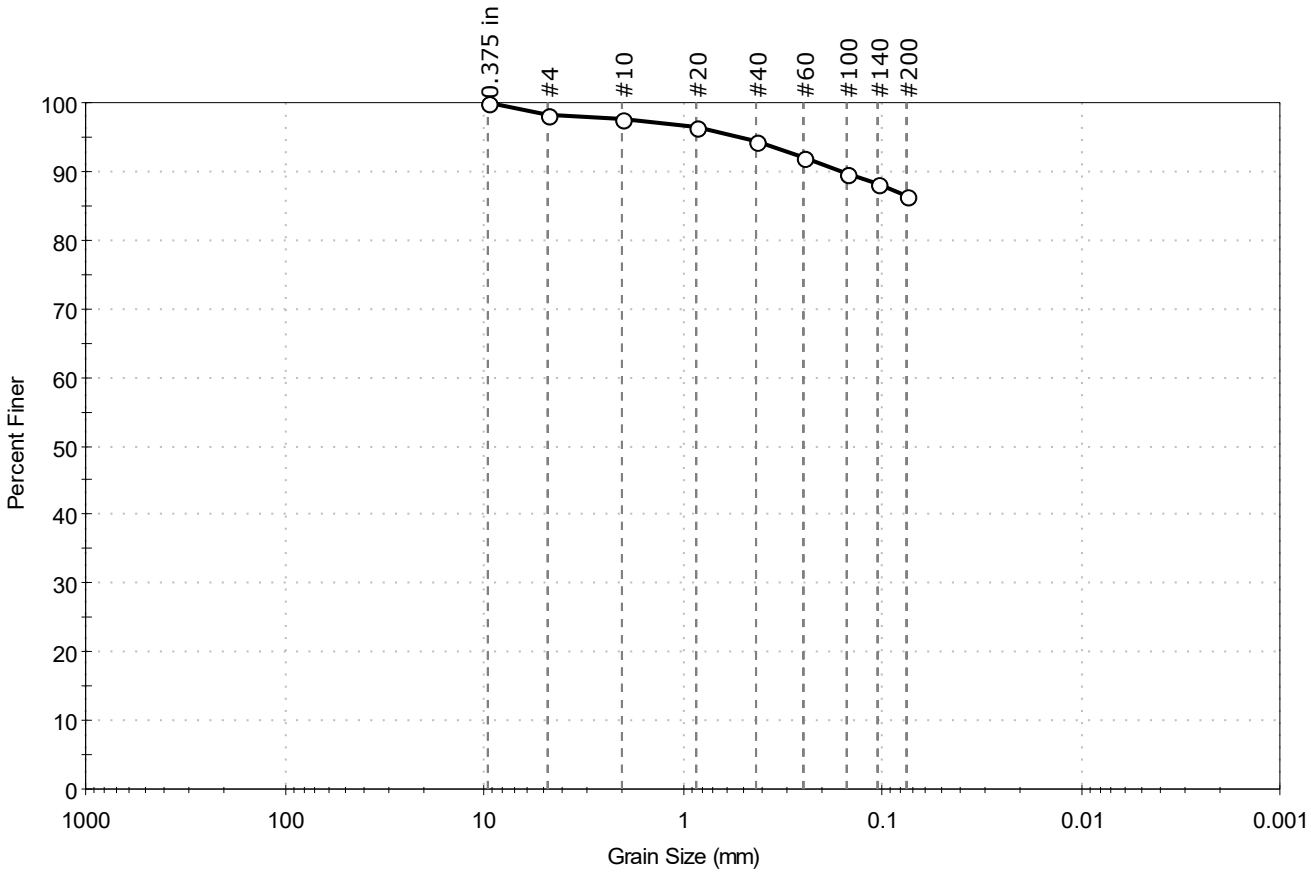


| % Cobble | % Gravel | % Sand | % Silt & Clay Size |
|---|---|---|---|
| -- | 1.8 | 11.8 | 86.4 |

| Sieve Name | Sieve Size, mm | Percent Finer | Spec. Percent | Complies |
|---|---|---|---|---|
| 0.375 in | 9.50 | 100 | | |
| #4 | 4.75 | 98 | | |
| #10 | 2.00 | 98 | | |
| #20 | 0.85 | 97 | | |
| #40 | 0.42 | 95 | | |
| #60 | 0.25 | 92 | | |
| #100 | 0.15 | 90 | | |
| #140 | 0.11 | 88 | | |
| #200 | 0.075 | 86 | | |
| | | | | |
| | | | | |

**Coefficients**

$D_{85}$ =N/A $D_{30}$ =N/A

$D_{60}$ =N/A $D_{15}$ =N/A

$D_{50}$ =N/A $D_{10}$ =N/A

$C_u$ =N/A $C_c$ =N/A

**Classification**

ASTM N/A

AASHTO Silty Soils (A-4 (0))

**Sample/Test Description**

Sand/Gravel Particle Shape : ---

Sand/Gravel Hardness : ---

printed 12/7/2020 3:55:52 PM

| | | | | | |
|---|---|---|---|---|---|
| Client: | AECOM | | | | |
| Project: | New Bedford Harbor LTM | | | | |
| Location: | New Bedford, MA | | | Project No: | GTX-312496 |
| Boring ID: | --- | Sample Type: | bag | Tested By: | ckg |
| Sample ID: | S-115-20FSP20-03 | Test Date: | 11/20/20 | Checked By: | bfs |
| Depth : | --- | Test Id: | 583202 | | |
| Test Comment: | --- | | | | |
| Visual Description: | Moist, dark olive gray clay | | | | |
| Sample Comment: | --- | | | | |

# Particle Size Analysis - ASTM D6913

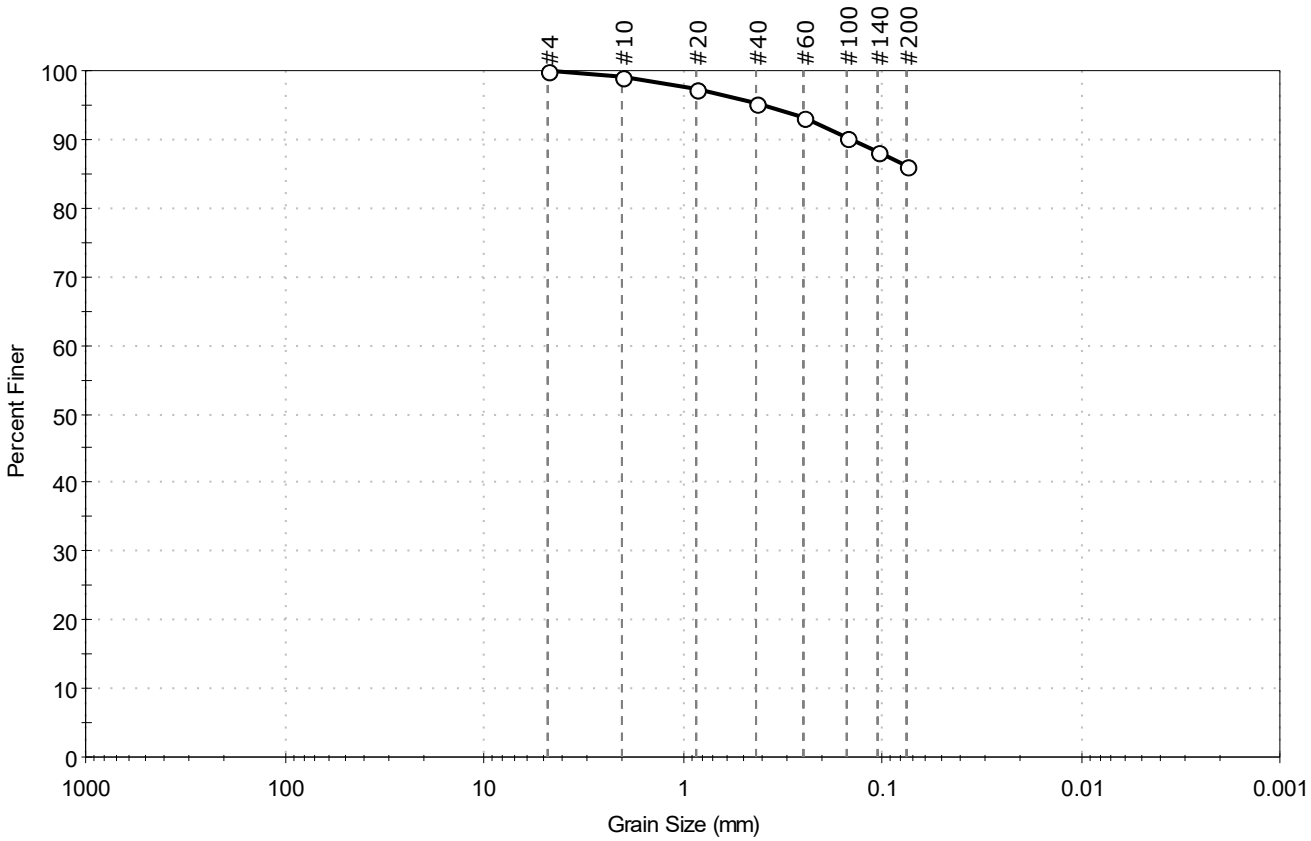


| % Cobble | % Gravel | % Sand | % Silt & Clay Size |
|---|---|---|---|
| -- | 0.0 | 13.8 | 86.2 |

| Sieve Name | Sieve Size, mm | Percent Finer | Spec. Percent | Complies |
|---|---|---|---|---|
| #4 | 4.75 | 100 | | |
| #10 | 2.00 | 99 | | |
| #20 | 0.85 | 97 | | |
| #40 | 0.42 | 95 | | |
| #60 | 0.25 | 93 | | |
| #100 | 0.15 | 90 | | |
| #140 | 0.11 | 88 | | |
| #200 | 0.075 | 86 | | |
| | | | | |
| | | | | |

**Coefficients**

$D_{85}$ = N/A  $D_{30}$ = N/A
$D_{60}$ = N/A  $D_{15}$ = N/A
$D_{50}$ = N/A  $D_{10}$ = N/A
$C_u$ = N/A  $C_c$ = N/A

**Classification**

ASTM N/A

AASHTO Silty Soils (A-4 (0))

**Sample/Test Description**

Sand/Gravel Particle Shape : ---

Sand/Gravel Hardness : ---

printed 12/7/2020 3:55:53 PM

| | | | | | |
|---|---|---|---|---|---|
| Client: | AECOM | | | | |
| Project: | New Bedford Harbor LTM | | | | |
| Location: | New Bedford, MA | | | Project No: | GTX-312496 |
| Boring ID: | --- | Sample Type: | bag | Tested By: | ckg |
| Sample ID: | S-117-20FSP20-01 | Test Date: | 12/01/20 | Checked By: | bfs |
| Depth : | --- | Test Id: | 583204 | | |
| Test Comment: | --- | | | | |
| Visual Description: | Moist, dark olive gray clay with sand | | | | |
| Sample Comment: | --- | | | | |

# Particle Size Analysis - ASTM D6913/D7928

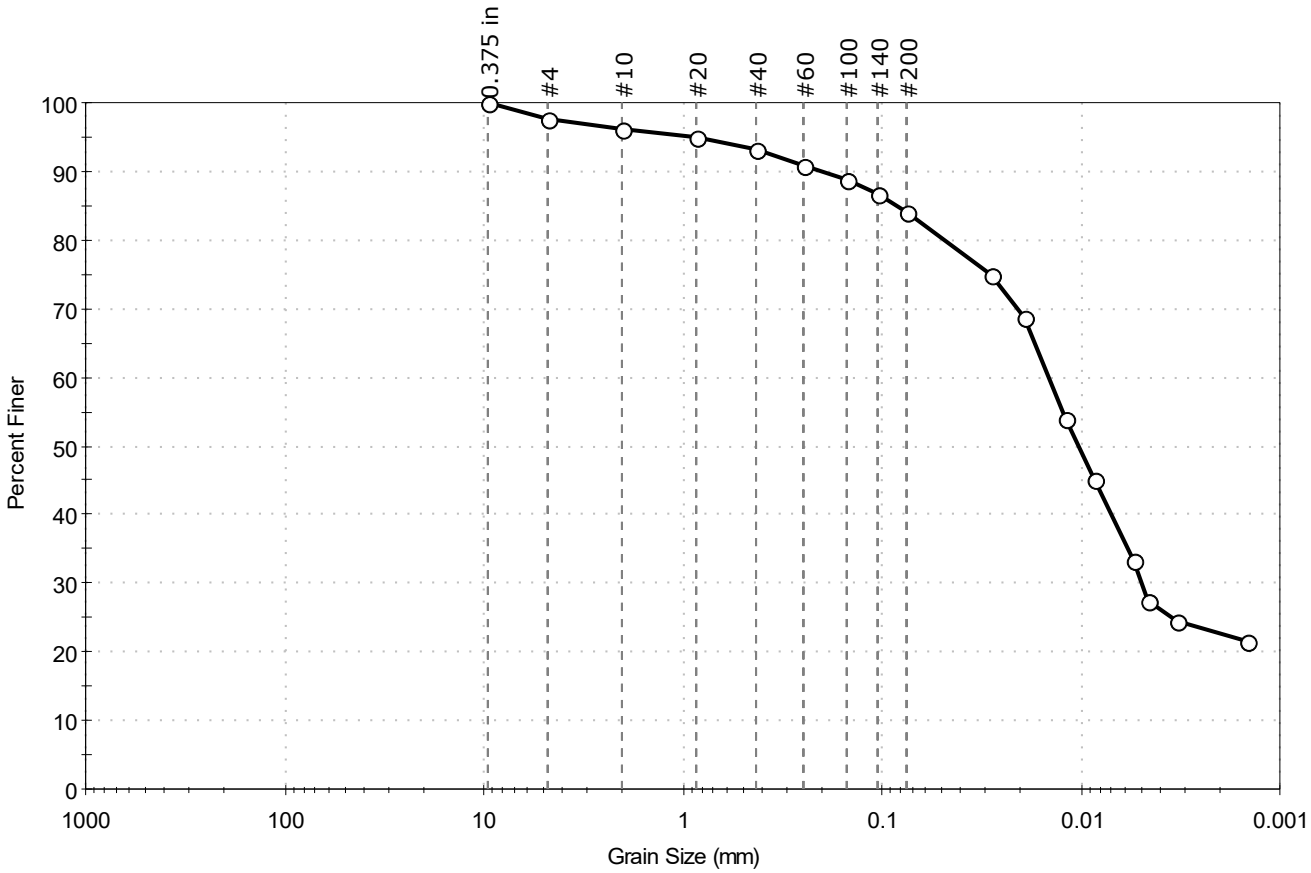


| % Cobble | % Gravel | % Sand | % Silt & Clay Size |
|---|---|---|---|
| — | 2.2 | 13.7 | 84.1 |

| Sieve Name | Sieve Size, mm | Percent Finer | Spec. Percent | Complies |
|---|---|---|---|---|
| 0.375 in | 9.50 | 100 | | |
| #4 | 4.75 | 98 | | |
| #10 | 2.00 | 96 | | |
| #20 | 0.85 | 95 | | |
| #40 | 0.42 | 93 | | |
| #60 | 0.25 | 91 | | |
| #100 | 0.15 | 89 | | |
| #140 | 0.11 | 87 | | |
| #200 | 0.075 | 84 | | |
| Hydrometer | Particle Size (mm) | Percent Finer | Spec. Percent | Complies |
| --- | 0.0284 | 75 | | |
| --- | 0.0194 | 69 | | |
| --- | 0.0120 | 54 | | |
| --- | 0.0086 | 45 | | |
| --- | 0.0054 | 33 | | |
| --- | 0.0046 | 27 | | |
| --- | 0.0033 | 24 | | |
| --- | 0.0015 | 21 | | |
| | | | | |

**Coefficients**

$D_{85}$ = 0.0844 mm  $D_{30}$ = 0.0049 mm
$D_{60}$ = 0.0145 mm  $D_{15}$ = N/A
$D_{50}$ = 0.0103 mm  $D_{10}$ = N/A
$C_u$ = N/A  $C_c$ = N/A

**Classification**

ASTM N/A

AASHTO Silty Soils (A-4 (0))

**Sample/Test Description**

Sand/Gravel Particle Shape : ---
Sand/Gravel Hardness : ---
Dispersion Device : Apparatus A - Mech Mixer
Dispersion Period : 1 minute
Est. Specific Gravity : 2.65
Separation of Sample: #200 Sieve

printed 12/7/2020 3:55:59 PM

| | | | | | |
|---|---|---|---|---|---|
| Client: | AECOM | | | | |
| Project: | New Bedford Harbor LTM | | | | |
| Location: | New Bedford, MA | | | Project No: | GTX-312496 |
| Boring ID: | --- | Sample Type: | bag | Tested By: | GA |
| Sample ID: | S-117-20FSP20-02 | Test Date: | 11/06/20 | Checked By: | jsc |
| Depth : | --- | Test Id: | 583205 | | |
| Test Comment: | --- | | | | |
| Visual Description: | Moist, dark greenish gray clay | | | | |
| Sample Comment: | --- | | | | |

# Particle Size Analysis - ASTM D6913

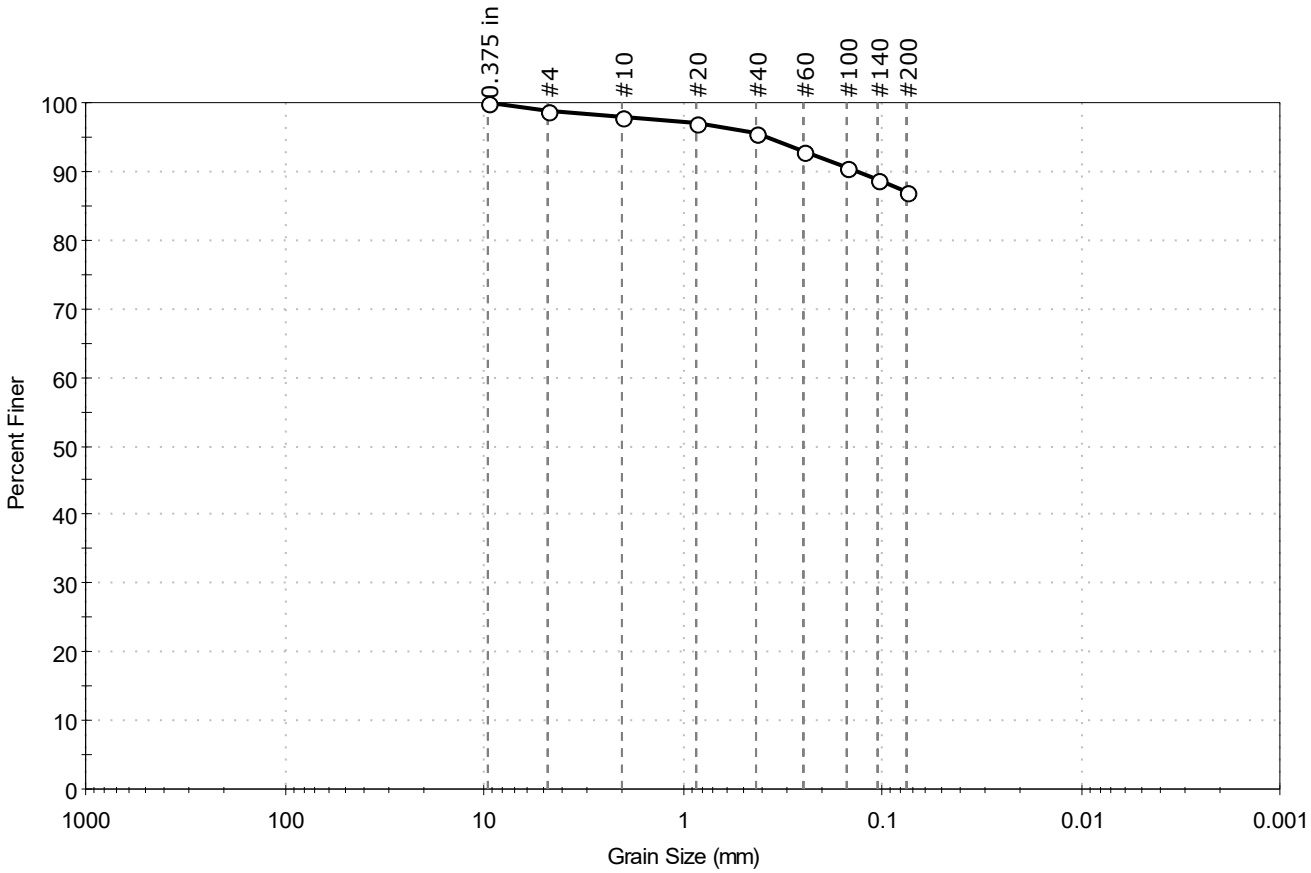


| % Cobble | % Gravel | % Sand | % Silt & Clay Size |
|---|---|---|---|
| -- | 1.2 | 11.8 | 87.0 |

| Sieve Name | Sieve Size, mm | Percent Finer | Spec. Percent | Complies |
|---|---|---|---|---|
| 0.375 in | 9.50 | 100 | | |
| #4 | 4.75 | 99 | | |
| #10 | 2.00 | 98 | | |
| #20 | 0.85 | 97 | | |
| #40 | 0.42 | 96 | | |
| #60 | 0.25 | 93 | | |
| #100 | 0.15 | 91 | | |
| #140 | 0.11 | 89 | | |
| #200 | 0.075 | 87 | | |
| | | | | |
| | | | | |

**Coefficients**

$D_{85}$ =N/A  $D_{30}$ =N/A
$D_{60}$ =N/A  $D_{15}$ =N/A
$D_{50}$ =N/A  $D_{10}$ =N/A
$C_u$ =N/A  $C_c$ =N/A

**Classification**

ASTM N/A

AASHTO Silty Soils (A-4 (0))

**Sample/Test Description**

Sand/Gravel Particle Shape : ---

Sand/Gravel Hardness : ---

printed 11/10/2020 11:15:53 AM

| | | | | | |
|---|---|---|---|---|---|
| Client: | AECOM | | | | |
| Project: | New Bedford Harbor LTM | | | | |
| Location: | New Bedford, MA | | | Project No: | GTX-312496 |
| Boring ID: | --- | Sample Type: | bag | Tested By: | GA |
| Sample ID: | S-117-20FSP20-03 | Test Date: | 11/06/20 | Checked By: | jsc |
| Depth : | --- | Test Id: | 583206 | | |
| Test Comment: | --- | | | | |
| Visual Description: | Wet, very dark greenish gray clay with sand | | | | |
| Sample Comment: | --- | | | | |

# Particle Size Analysis - ASTM D6913

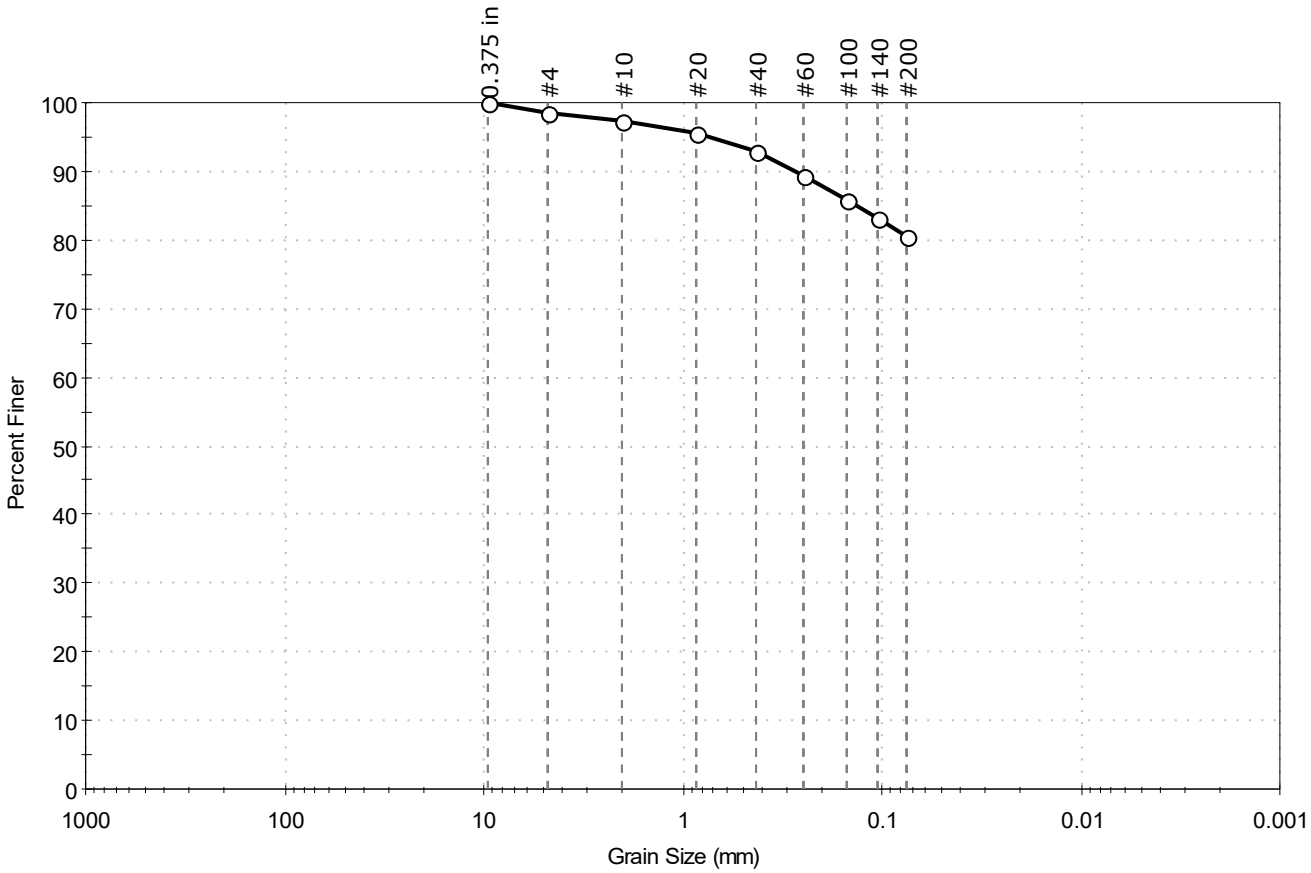


| % Cobble | % Gravel | % Sand | % Silt & Clay Size |
|---|---|---|---|
| -- | 1.4 | 18.0 | 80.6 |

| Sieve Name | Sieve Size, mm | Percent Finer | Spec. Percent | Complies |
|---|---|---|---|---|
| 0.375 in | 9.50 | 100 | | |
| #4 | 4.75 | 99 | | |
| #10 | 2.00 | 97 | | |
| #20 | 0.85 | 96 | | |
| #40 | 0.42 | 93 | | |
| #60 | 0.25 | 89 | | |
| #100 | 0.15 | 86 | | |
| #140 | 0.11 | 83 | | |
| #200 | 0.075 | 81 | | |
| | | | | |
| | | | | |

**Coefficients**

$D_{85}$ = 0.1347 mm  $D_{30}$ = N/A
$D_{60}$ = N/A  $D_{15}$ = N/A
$D_{50}$ = N/A  $D_{10}$ = N/A
$C_u$ = N/A  $C_c$ = N/A

**Classification**

ASTM N/A

AASHTO Silty Soils (A-4 (0))

**Sample/Test Description**

Sand/Gravel Particle Shape : ---

Sand/Gravel Hardness : ---

printed 11/10/2020 11:15:54 AM

| | | | | | |
|---|---|---|---|---|---|
| Client: | AECOM | | | | |
| Project: | New Bedford Harbor LTM | | | | |
| Location: | New Bedford, MA | | | Project No: | GTX-312496 |
| Boring ID: | --- | Sample Type: | bag | Tested By: | ckg |
| Sample ID: | S-120-20FSP20-01 | Test Date: | 11/19/20 | Checked By: | bfs |
| Depth : | --- | Test Id: | 583208 | | |
| Test Comment: | --- | | | | |
| Visual Description: | Moist, very dark gray silt with sand | | | | |
| Sample Comment: | Sample contians shells | | | | |

# Particle Size Analysis - ASTM D6913/D7928

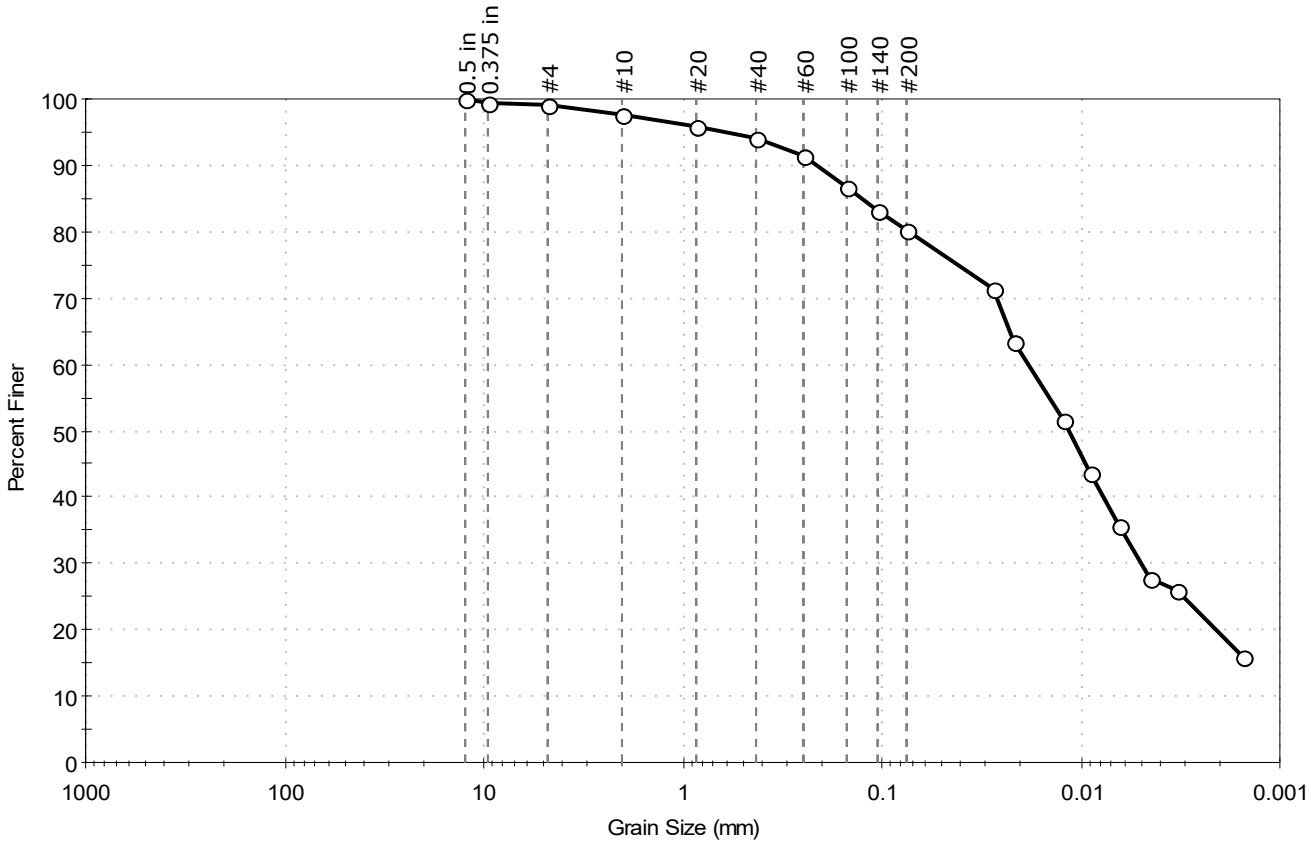


| % Cobble | % Gravel | % Sand | % Silt & Clay Size |
|---|---|---|---|
| — | 0.8 | 19.1 | 80.1 |

| Sieve Name | Sieve Size, mm | Percent Finer | Spec. Percent | Complies |
|---|---|---|---|---|
| 0.5 in | 12.50 | 100 | | |
| 0.375 in | 9.50 | 99 | | |
| #4 | 4.75 | 99 | | |
| #10 | 2.00 | 98 | | |
| #20 | 0.85 | 96 | | |
| #40 | 0.42 | 94 | | |
| #60 | 0.25 | 91 | | |
| #100 | 0.15 | 87 | | |
| #140 | 0.11 | 83 | | |
| #200 | 0.075 | 80 | | |
| Hydrometer | Particle Size (mm) | Percent Finer | Spec. Percent | Complies |
| --- | 0.0276 | 72 | | |
| --- | 0.0215 | 64 | | |
| --- | 0.0121 | 52 | | |
| --- | 0.0090 | 44 | | |
| --- | 0.0065 | 36 | | |
| --- | 0.0045 | 28 | | |
| --- | 0.0033 | 26 | | |
| --- | 0.0015 | 16 | | |
| | | | | |

**Coefficients**

$D_{85}$ = 0.1267 mm  $D_{30}$ = 0.0049 mm
$D_{60}$ = 0.0181 mm  $D_{15}$ = N/A
$D_{50}$ = 0.0114 mm  $D_{10}$ = N/A
$C_u$ = N/A  $C_c$ = N/A

**Classification**

ASTM N/A

AASHTO Silty Soils (A-4 (0))

**Sample/Test Description**

Sand/Gravel Particle Shape : ---
Sand/Gravel Hardness : ---
Dispersion Device : Apparatus A - Mech Mixer
Dispersion Period : 1 minute
Est. Specific Gravity : 2.65
Separation of Sample: #200 Sieve

printed 12/7/2020 3:56:02 PM

| | | | | | |
|---|---|---|---|---|---|
| Client: | AECOM | | | | |
| Project: | New Bedford Harbor LTM | | | | |
| Location: | New Bedford, MA | | | Project No: | GTX-312496 |
| Boring ID: | --- | Sample Type: | bag | Tested By: | ckg |
| Sample ID: | S-120-20FSP20-02 | Test Date: | 11/18/20 | Checked By: | bfs |
| Depth : | --- | Test Id: | 583209 | | |
| Test Comment: | --- | | | | |
| Visual Description: | Moist, dark olive gray clay | | | | |
| Sample Comment: | --- | | | | |

# Particle Size Analysis - ASTM D6913

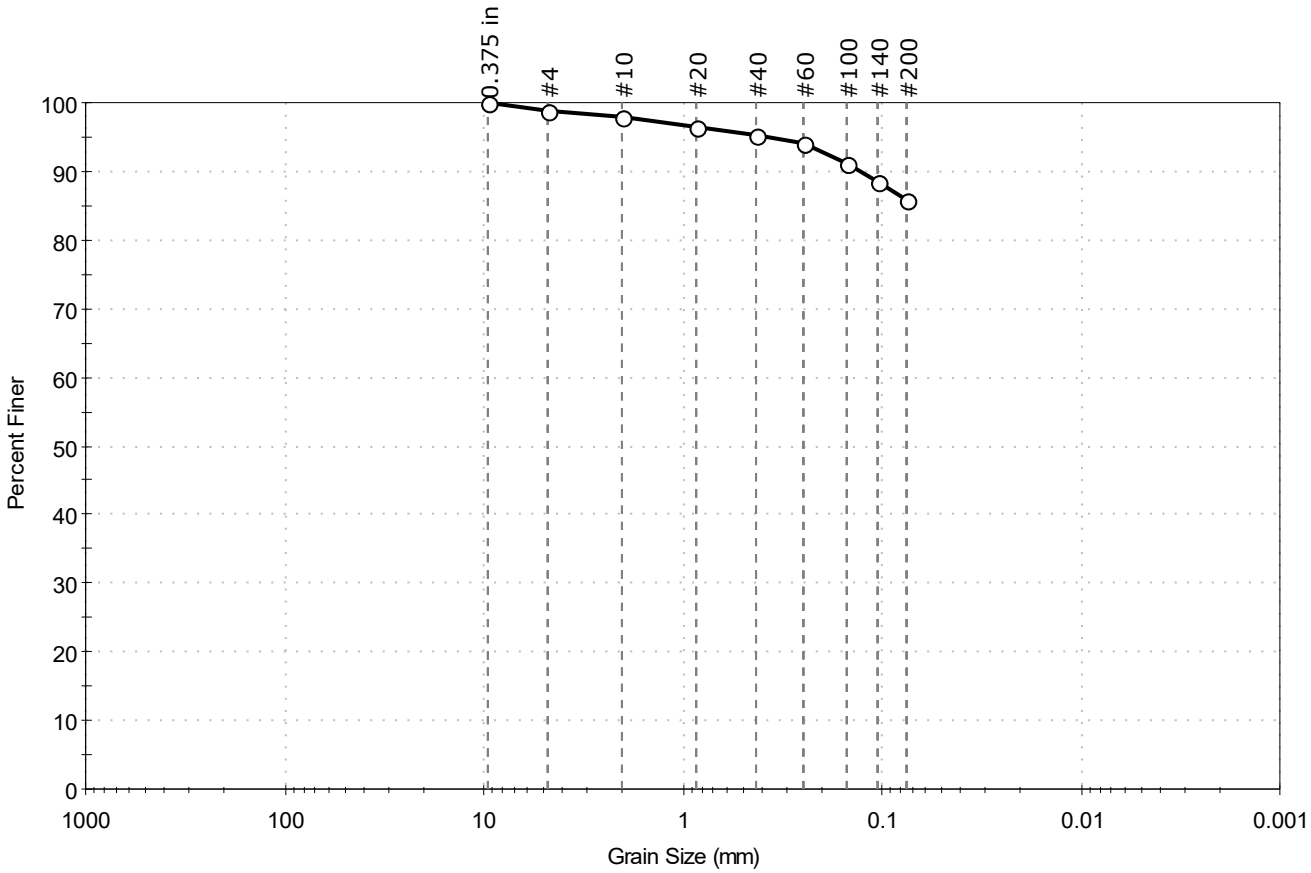


| % Cobble | % Gravel | % Sand | % Silt & Clay Size |
|---|---|---|---|
| — | 1.1 | 13.2 | 85.7 |

| Sieve Name | Sieve Size, mm | Percent Finer | Spec. Percent | Complies |
|---|---|---|---|---|
| 0.375 in | 9.50 | 100 | | |
| #4 | 4.75 | 99 | | |
| #10 | 2.00 | 98 | | |
| #20 | 0.85 | 96 | | |
| #40 | 0.42 | 95 | | |
| #60 | 0.25 | 94 | | |
| #100 | 0.15 | 91 | | |
| #140 | 0.11 | 89 | | |
| #200 | 0.075 | 86 | | |
| | | | | |
| | | | | |

**Coefficients**

$D_{85}$ =N/A $D_{30}$ =N/A

$D_{60}$ =N/A $D_{15}$ =N/A

$D_{50}$ =N/A $D_{10}$ =N/A

$C_u$ =N/A $C_c$ =N/A

**Classification**

ASTM N/A

AASHTO Silty Soils (A-4 (0))

**Sample/Test Description**

Sand/Gravel Particle Shape : ---

Sand/Gravel Hardness : ---

printed 12/7/2020 3:56:04 PM

| | | | | | |
|---|---|---|---|---|---|
| Client: | AECOM | | | | |
| Project: | New Bedford Harbor LTM | | | | |
| Location: | New Bedford, MA | | | Project No: | GTX-312496 |
| Boring ID: | --- | Sample Type: | bag | Tested By: | ckg |
| Sample ID: | S-120-20FSP20-03 | Test Date: | 11/20/20 | Checked By: | bfs |
| Depth : | --- | Test Id: | 583210 | | |
| Test Comment: | --- | | | | |
| Visual Description: | Moist, dark grayish brown silt | | | | |
| Sample Comment: | --- | | | | |

# Particle Size Analysis - ASTM D6913

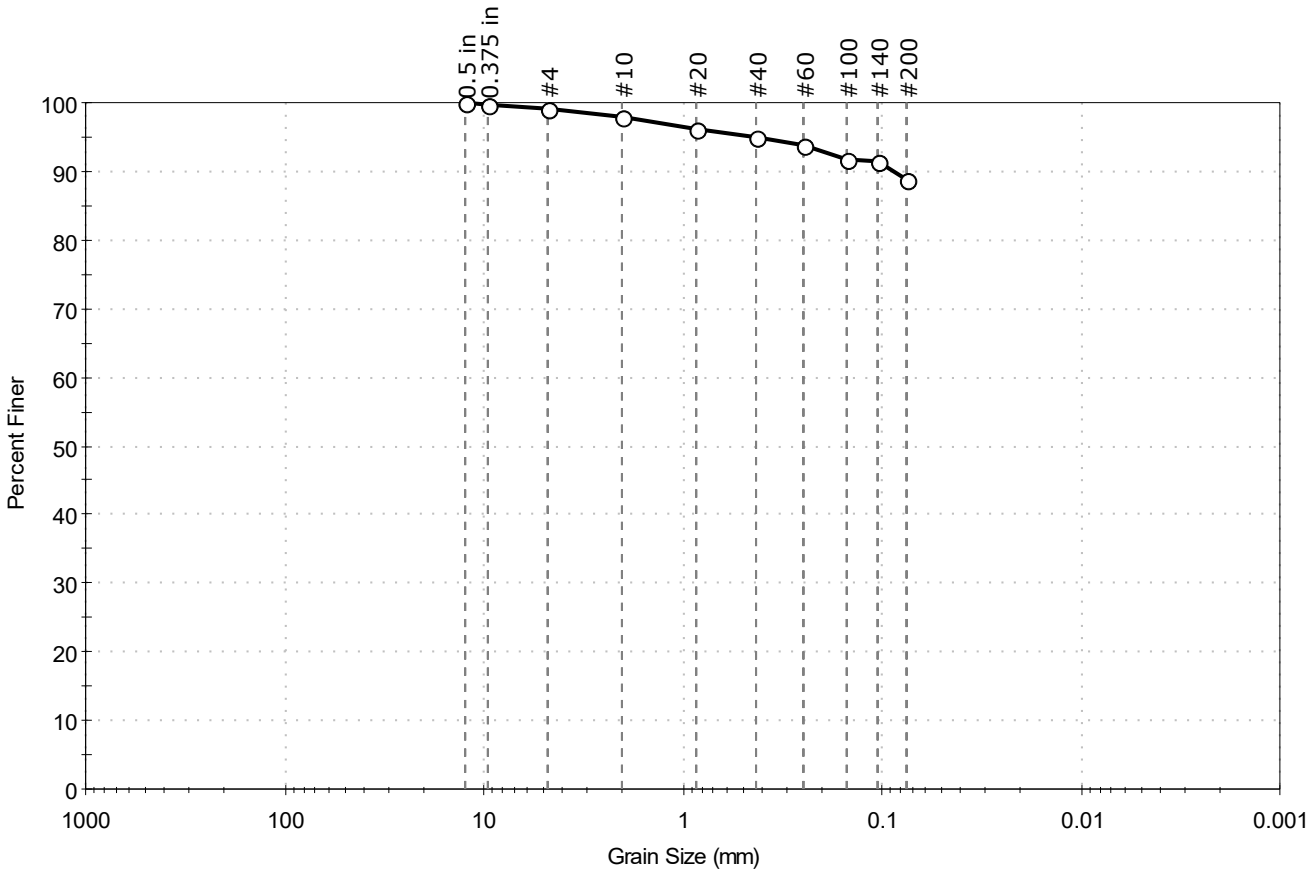


| % Cobble | % Gravel | % Sand | % Silt & Clay Size |
|---|---|---|---|
| -- | 0.9 | 10.3 | 88.8 |

| Sieve Name | Sieve Size, mm | Percent Finer | Spec. Percent | Complies |
|---|---|---|---|---|
| 0.5 in | 12.50 | 100 | | |
| 0.375 in | 9.50 | 100 | | |
| #4 | 4.75 | 99 | | |
| #10 | 2.00 | 98 | | |
| #20 | 0.85 | 96 | | |
| #40 | 0.42 | 95 | | |
| #60 | 0.25 | 94 | | |
| #100 | 0.15 | 92 | | |
| #140 | 0.11 | 91 | | |
| #200 | 0.075 | 89 | | |
| | | | | |
| | | | | |

**Coefficients**

$D_{85}$ = N/A  $D_{30}$ = N/A
$D_{60}$ = N/A  $D_{15}$ = N/A
$D_{50}$ = N/A  $D_{10}$ = N/A
$C_u$ = N/A  $C_c$ = N/A

**Classification**

ASTM N/A

AASHTO Silty Soils (A-4 (0))

**Sample/Test Description**

Sand/Gravel Particle Shape : ---

Sand/Gravel Hardness : ---

printed 12/7/2020 3:56:06 PM

| | | | | | |
|---|---|---|---|---|---|
| Client: | AECOM | | | | |
| Project: | New Bedford Harbor LTM | | | | |
| Location: | New Bedford, MA | | | Project No: | GTX-312496 |
| Boring ID: | --- | Sample Type: | bag | Tested By: | ckg |
| Sample ID: | S-121-20FSP20-01 | Test Date: | 12/01/20 | Checked By: | bfs |
| Depth : | --- | Test Id: | 583212 | | |
| Test Comment: | --- | | | | |
| Visual Description: | Moist, dark olive gray clay with sand | | | | |
| Sample Comment: | --- | | | | |

# Particle Size Analysis - ASTM D6913/D7928

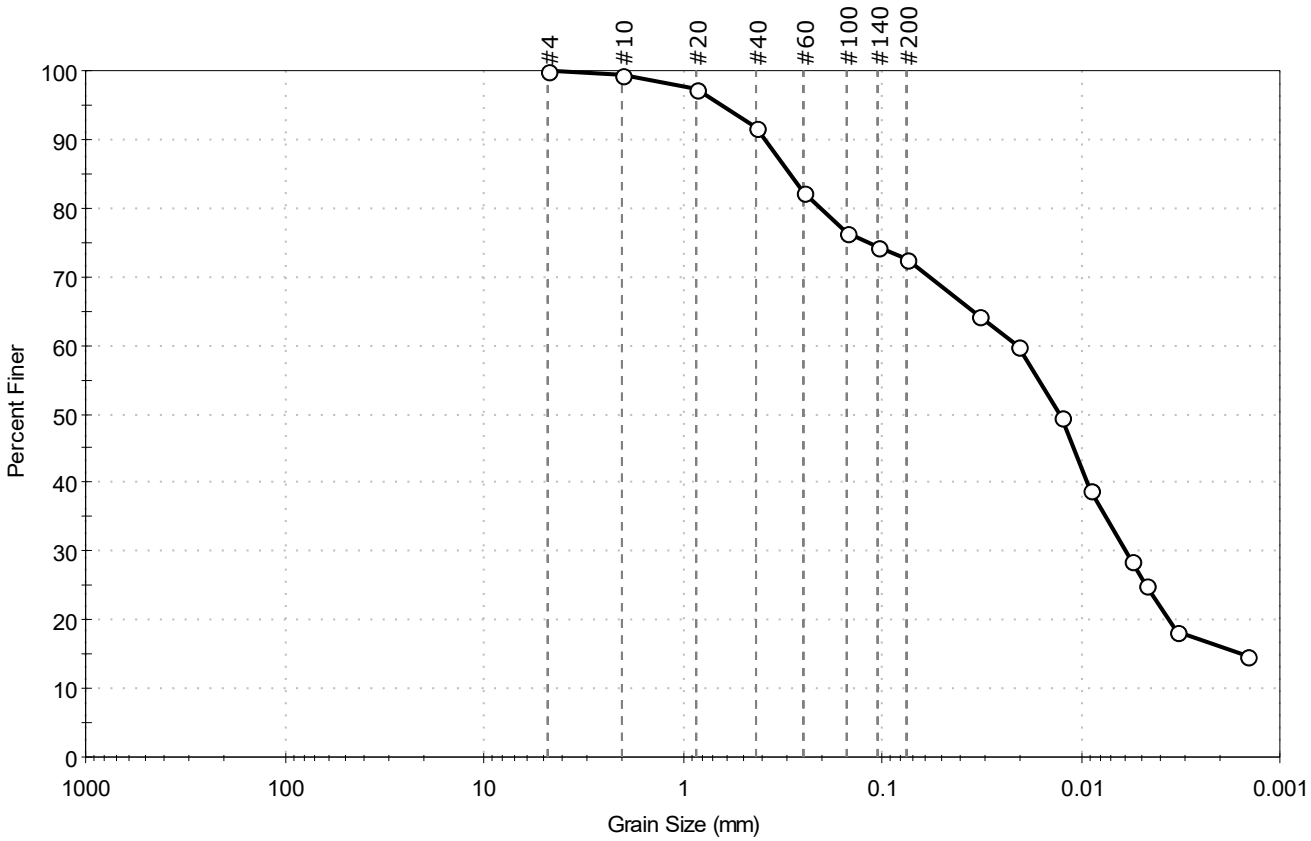


| % Cobble | % Gravel | % Sand | % Silt & Clay Size |
|---|---|---|---|
| — | 0.0 | 27.5 | 72.5 |

| Sieve Name | Sieve Size, mm | Percent Finer | Spec. Percent | Complies |
|---|---|---|---|---|
| #4 | 4.75 | 100 | | |
| #10 | 2.00 | 99 | | |
| #20 | 0.85 | 97 | | |
| #40 | 0.42 | 92 | | |
| #60 | 0.25 | 82 | | |
| #100 | 0.15 | 76 | | |
| #140 | 0.11 | 74 | | |
| #200 | 0.075 | 73 | | |
| Hydrometer | Particle Size (mm) | Percent Finer | Spec. Percent | Complies |
| --- | 0.0329 | 64 | | |
| --- | 0.0205 | 60 | | |
| --- | 0.0125 | 49 | | |
| --- | 0.0089 | 39 | | |
| --- | 0.0055 | 29 | | |
| --- | 0.0047 | 25 | | |
| --- | 0.0033 | 18 | | |
| --- | 0.0015 | 15 | | |
| | | | | |

**Coefficients**

$D_{85}$ = 0.2922 mm  $D_{30}$ = 0.0059 mm
$D_{60}$ = 0.0209 mm  $D_{15}$ = 0.0016 mm
$D_{50}$ = 0.0128 mm  $D_{10}$ = N/A
$C_u$ = N/A  $C_c$ = N/A

**Classification**

ASTM N/A

AASHTO Silty Soils (A-4 (0))

**Sample/Test Description**

Sand/Gravel Particle Shape : ---
Sand/Gravel Hardness : ---
Dispersion Device : Apparatus A - Mech Mixer
Dispersion Period : 1 minute
Est. Specific Gravity : 2.65
Separation of Sample: #200 Sieve

printed 12/7/2020 3:56:09 PM

| | | | | | |
|---|---|---|---|---|---|
| Client: | AECOM | | | | |
| Project: | New Bedford Harbor LTM | | | | |
| Location: | New Bedford, MA | | | Project No: | GTX-312496 |
| Boring ID: | --- | Sample Type: | bag | Tested By: | GA |
| Sample ID: | S-121-20FSP20-02 | Test Date: | 11/09/20 | Checked By: | jsc |
| Depth : | --- | Test Id: | 583213 | | |
| Test Comment: | --- | | | | |
| Visual Description: | Wet, dark greenish gray sandy clay | | | | |
| Sample Comment: | --- | | | | |

# Particle Size Analysis - ASTM D6913

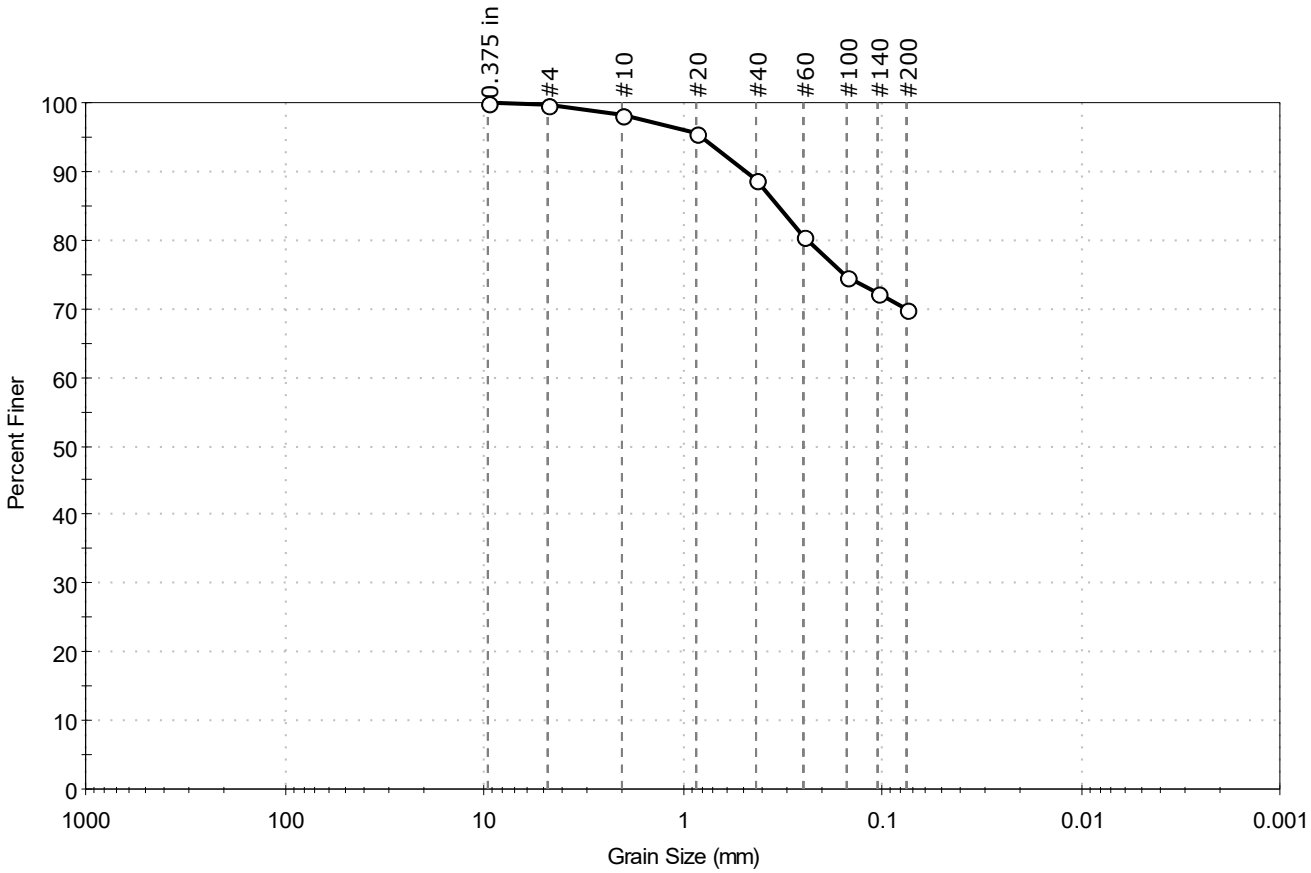


| % Cobble | % Gravel | % Sand | % Silt & Clay Size |
|---|---|---|---|
| -- | 0.2 | 29.8 | 70.0 |

| Sieve Name | Sieve Size, mm | Percent Finer | Spec. Percent | Complies |
|---|---|---|---|---|
| 0.375 in | 9.50 | 100 | | |
| #4 | 4.75 | 100 | | |
| #10 | 2.00 | 98 | | |
| #20 | 0.85 | 96 | | |
| #40 | 0.42 | 89 | | |
| #60 | 0.25 | 80 | | |
| #100 | 0.15 | 75 | | |
| #140 | 0.11 | 72 | | |
| #200 | 0.075 | 70 | | |
| | | | | |
| | | | | |

**Coefficients**

$D_{85}$ = 0.3353 mm  $D_{30}$ = N/A
$D_{60}$ = N/A  $D_{15}$ = N/A
$D_{50}$ = N/A  $D_{10}$ = N/A
$C_u$ = N/A  $C_c$ = N/A

**Classification**

ASTM N/A

AASHTO Silty Soils (A-4 (0))

**Sample/Test Description**

Sand/Gravel Particle Shape : ---

Sand/Gravel Hardness : ---

printed 11/10/2020 11:15:55 AM

| | | | | | |
|---|---|---|---|---|---|
| Client: | AECOM | | | | |
| Project: | New Bedford Harbor LTM | | | | |
| Location: | New Bedford, MA | | | Project No: | GTX-312496 |
| Boring ID: | --- | Sample Type: | bag | Tested By: | GA |
| Sample ID: | S-121-20FSP20-03 | Test Date: | 11/09/20 | Checked By: | jsc |
| Depth : | --- | Test Id: | 583214 | | |
| Test Comment: | --- | | | | |
| Visual Description: | Wet, very dark greenish gray sandy clay | | | | |
| Sample Comment: | --- | | | | |

# Particle Size Analysis - ASTM D6913

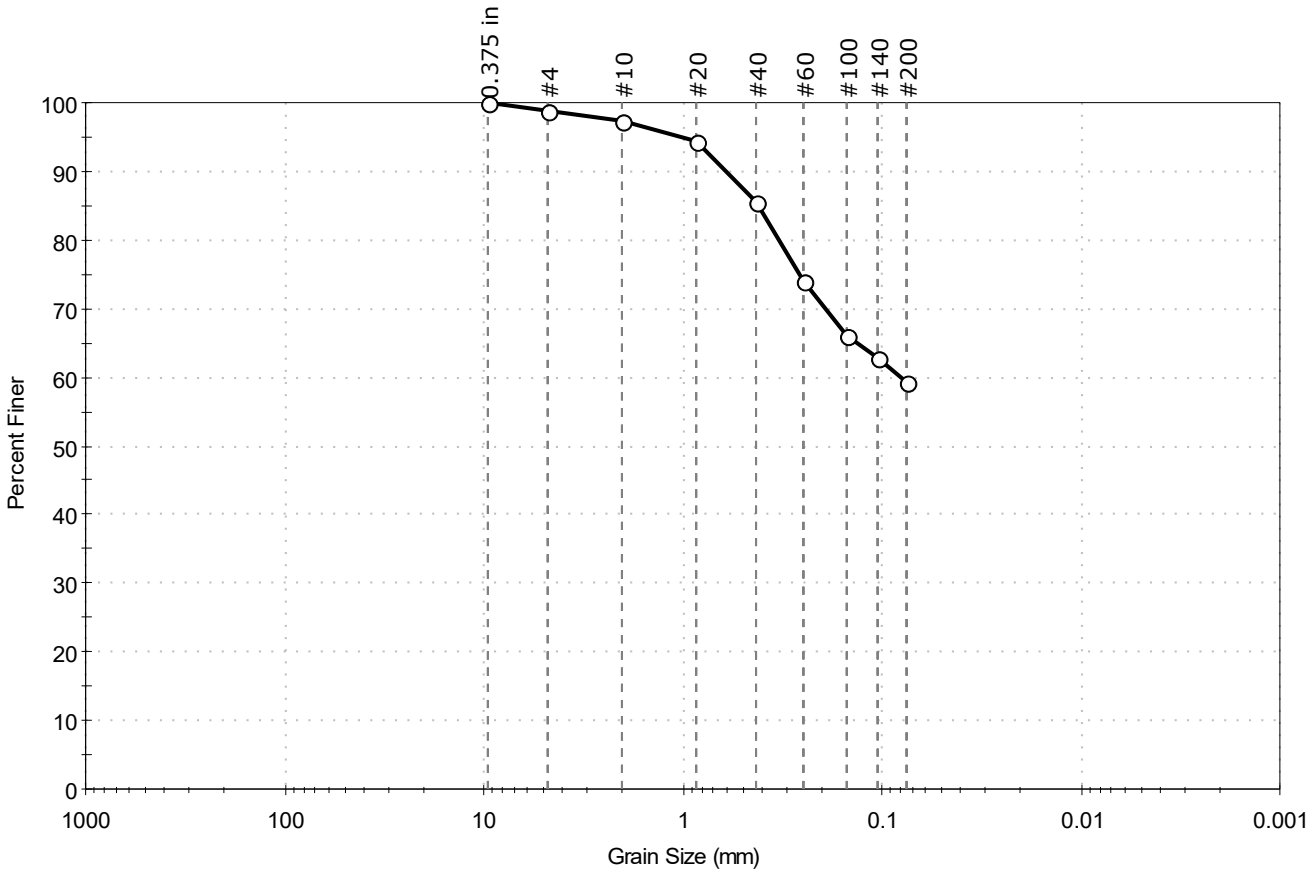


| % Cobble | % Gravel | % Sand | % Silt & Clay Size |
|---|---|---|---|
| -- | 1.1 | 39.7 | 59.2 |

| Sieve Name | Sieve Size, mm | Percent Finer | Spec. Percent | Complies |
|---|---|---|---|---|
| 0.375 in | 9.50 | 100 | | |
| #4 | 4.75 | 99 | | |
| #10 | 2.00 | 97 | | |
| #20 | 0.85 | 94 | | |
| #40 | 0.42 | 86 | | |
| #60 | 0.25 | 74 | | |
| #100 | 0.15 | 66 | | |
| #140 | 0.11 | 63 | | |
| #200 | 0.075 | 59 | | |
| | | | | |
| | | | | |

**Coefficients**

$D_{85}$ = 0.4130 mm  $D_{30}$ = N/A
$D_{60}$ = 0.0809 mm  $D_{15}$ = N/A
$D_{50}$ = N/A  $D_{10}$ = N/A
$C_u$ = N/A  $C_c$ = N/A

**Classification**

ASTM N/A

AASHTO Silty Soils (A-4 (0))

**Sample/Test Description**

Sand/Gravel Particle Shape : ---

Sand/Gravel Hardness : ---

printed 11/10/2020 11:15:57 AM

| | | | | | |
|---|---|---|---|---|---|
| Client: | AECOM | | | | |
| Project: | New Bedford Harbor LTM | | | | |
| Location: | New Bedford, MA | | | Project No: | GTX-312496 |
| Boring ID: | --- | Sample Type: | bag | Tested By: | ckg |
| Sample ID: | S-123-20FSP20-01 | Test Date: | 11/24/20 | Checked By: | bfs |
| Depth : | --- | Test Id: | 583216 | | |
| Test Comment: | --- | | | | |
| Visual Description: | Moist, dark gray silt | | | | |
| Sample Comment: | --- | | | | |

# Particle Size Analysis - ASTM D6913/D7928

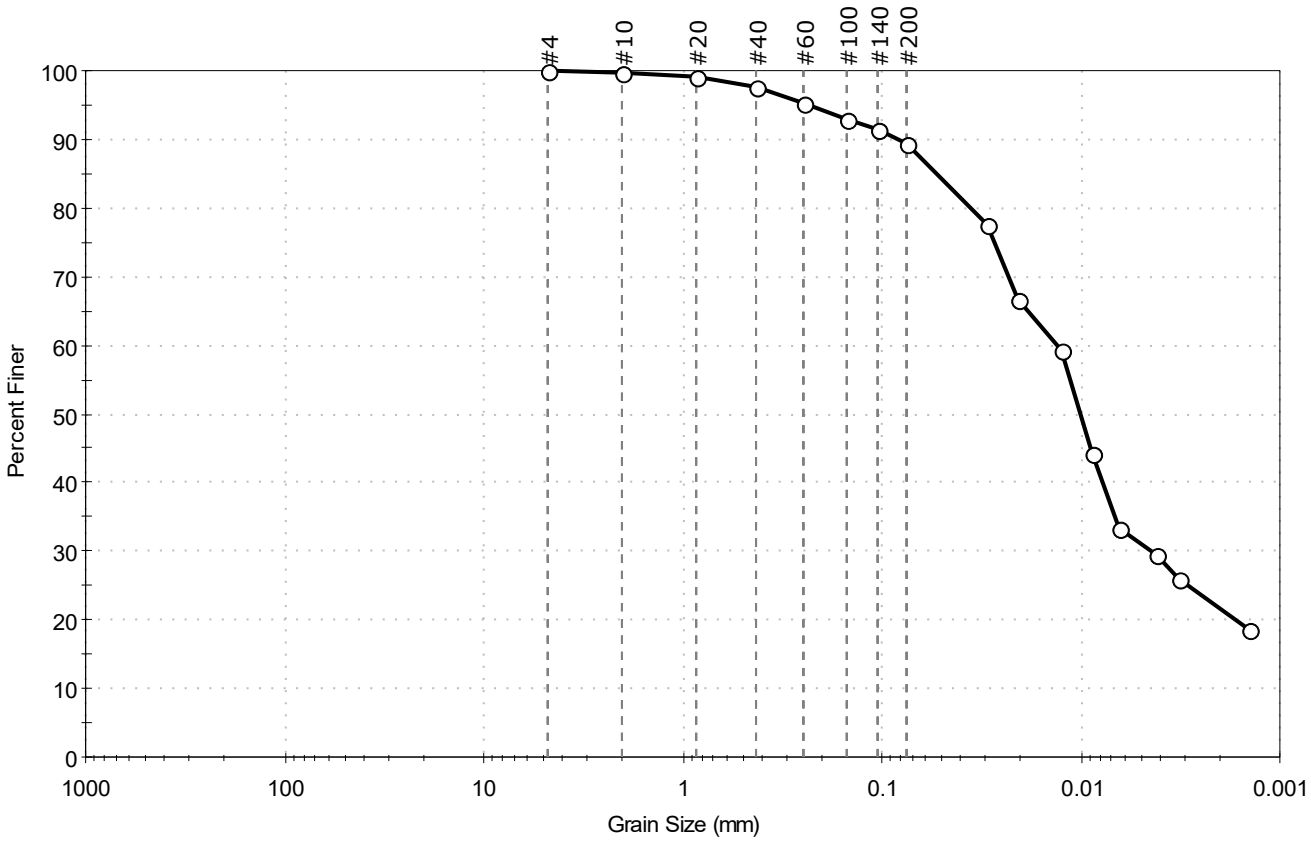


| % Cobble | % Gravel | % Sand | % Silt & Clay Size |
|---|---|---|---|
| — | 0.0 | 10.5 | 89.5 |

| Sieve Name | Sieve Size, mm | Percent Finer | Spec. Percent | Complies |
|---|---|---|---|---|
| #4 | 4.75 | 100 | | |
| #10 | 2.00 | 100 | | |
| #20 | 0.85 | 99 | | |
| #40 | 0.42 | 98 | | |
| #60 | 0.25 | 95 | | |
| #100 | 0.15 | 93 | | |
| #140 | 0.11 | 92 | | |
| #200 | 0.075 | 89 | | |
| Hydrometer | Particle Size (mm) | Percent Finer | Spec. Percent | Complies |
| --- | 0.0299 | 78 | | |
| --- | 0.0207 | 67 | | |
| --- | 0.0125 | 59 | | |
| --- | 0.0087 | 44 | | |
| --- | 0.0065 | 33 | | |
| --- | 0.0042 | 30 | | |
| --- | 0.0033 | 26 | | |
| --- | 0.0014 | 18 | | |
| | | | | |

**Coefficients**

$D_{85}$ = 0.0530 mm  $D_{30}$ = 0.0044 mm
$D_{60}$ = 0.0133 mm  $D_{15}$ = N/A
$D_{50}$ = 0.0100 mm  $D_{10}$ = N/A
$C_u$ = N/A  $C_c$ = N/A

**Classification**

ASTM N/A

AASHTO Silty Soils (A-4 (0))

**Sample/Test Description**

Sand/Gravel Particle Shape : ---
Sand/Gravel Hardness : ---
Dispersion Device : Apparatus A - Mech Mixer
Dispersion Period : 1 minute
Est. Specific Gravity : 2.65
Separation of Sample: #200 Sieve

printed 12/7/2020 3:56:13 PM

| | | | | | |
|---|---|---|---|---|---|
| Client: | AECOM | | | | |
| Project: | New Bedford Harbor LTM | | | | |
| Location: | New Bedford, MA | | | Project No: | GTX-312496 |
| Boring ID: | --- | Sample Type: | bag | Tested By: | ckg |
| Sample ID: | S-123-20FSP20-01-REP | Test Date: | 11/24/20 | Checked By: | bfs |
| Depth : | --- | Test Id: | 583217 | | |
| Test Comment: | --- | | | | |
| Visual Description: | Moist, dark gray silt | | | | |
| Sample Comment: | --- | | | | |

# Particle Size Analysis - ASTM D6913/D7928

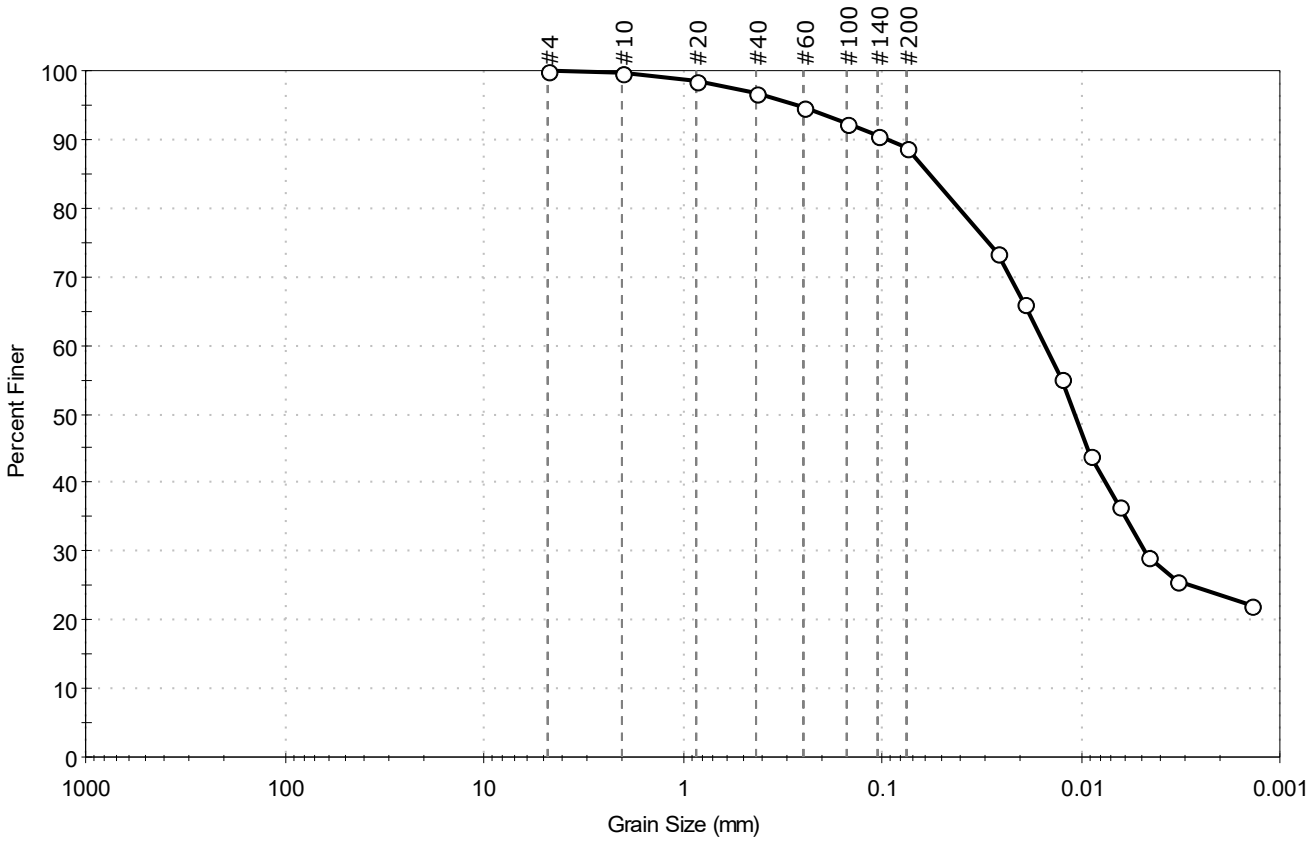


| % Cobble | % Gravel | % Sand | % Silt & Clay Size |
|---|---|---|---|
| — | 0.0 | 11.1 | 88.9 |

| Sieve Name | Sieve Size, mm | Percent Finer | Spec. Percent | Complies |
|---|---|---|---|---|
| #4 | 4.75 | 100 | | |
| #10 | 2.00 | 100 | | |
| #20 | 0.85 | 99 | | |
| #40 | 0.42 | 97 | | |
| #60 | 0.25 | 95 | | |
| #100 | 0.15 | 92 | | |
| #140 | 0.11 | 91 | | |
| #200 | 0.075 | 89 | | |
| Hydrometer | Particle Size (mm) | Percent Finer | Spec. Percent | Complies |
| --- | 0.0265 | 73 | | |
| --- | 0.0193 | 66 | | |
| --- | 0.0126 | 55 | | |
| --- | 0.0089 | 44 | | |
| --- | 0.0065 | 37 | | |
| --- | 0.0046 | 29 | | |
| --- | 0.0033 | 26 | | |
| --- | 0.0014 | 22 | | |
| | | | | |

**Coefficients**

$D_{85}$ = 0.0577 mm  $D_{30}$ = 0.0048 mm
$D_{60}$ = 0.0152 mm  $D_{15}$ = N/A
$D_{50}$ = 0.0107 mm  $D_{10}$ = N/A
$C_u$ = N/A  $C_c$ = N/A

**Classification**

ASTM N/A

AASHTO Silty Soils (A-4 (0))

**Sample/Test Description**

Sand/Gravel Particle Shape : ---
Sand/Gravel Hardness : ---
Dispersion Device : Apparatus A - Mech Mixer
Dispersion Period : 1 minute
Est. Specific Gravity : 2.65
Separation of Sample: #200 Sieve

printed 12/7/2020 3:56:16 PM

| | | | | | |
|---|---|---|---|---|---|
| Client: | AECOM | | | | |
| Project: | New Bedford Harbor LTM | | | | |
| Location: | New Bedford, MA | | | Project No: | GTX-312496 |
| Boring ID: | --- | Sample Type: | bag | Tested By: | ckg |
| Sample ID: | S-123-20FSP20-02 | Test Date: | 11/20/20 | Checked By: | bfs |
| Depth : | --- | Test Id: | 583218 | | |
| Test Comment: | --- | | | | |
| Visual Description: | Moist, dark gray silt | | | | |
| Sample Comment: | --- | | | | |

# Particle Size Analysis - ASTM D6913

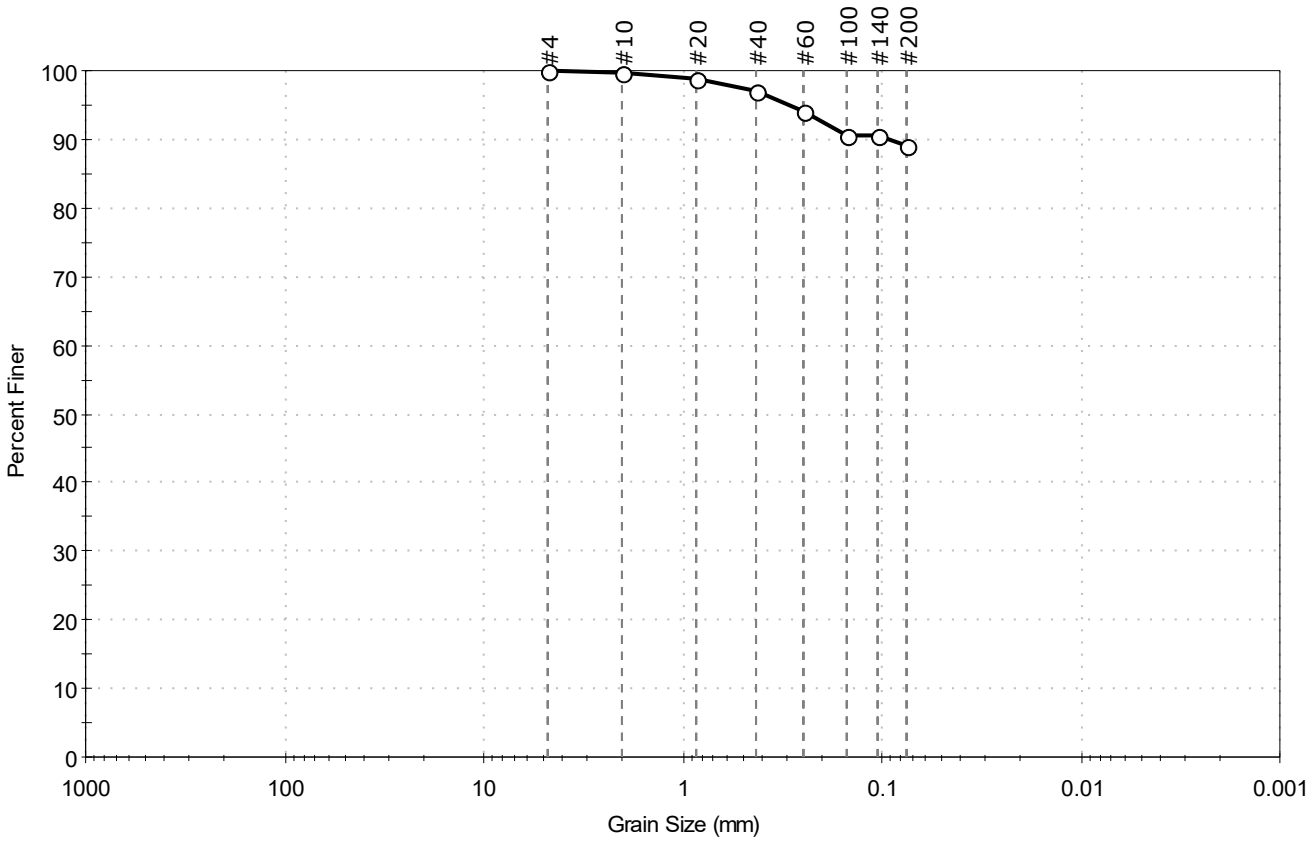


| % Cobble | % Gravel | % Sand | % Silt & Clay Size |
|---|---|---|---|
| — | 0.0 | 10.8 | 89.2 |

| Sieve Name | Sieve Size, mm | Percent Finer | Spec. Percent | Complies |
|---|---|---|---|---|
| #4 | 4.75 | 100 | | |
| #10 | 2.00 | 100 | | |
| #20 | 0.85 | 99 | | |
| #40 | 0.42 | 97 | | |
| #60 | 0.25 | 94 | | |
| #100 | 0.15 | 91 | | |
| #140 | 0.11 | 90 | | |
| #200 | 0.075 | 89 | | |
| | | | | |
| | | | | |

**Coefficients**

$D_{85}$ = N/A  $D_{30}$ = N/A
$D_{60}$ = N/A  $D_{15}$ = N/A
$D_{50}$ = N/A  $D_{10}$ = N/A
$C_u$ = N/A  $C_c$ = N/A

**Classification**

ASTM N/A

AASHTO Silty Soils (A-4 (0))

**Sample/Test Description**

Sand/Gravel Particle Shape : ---

Sand/Gravel Hardness : ---

printed 12/7/2020 3:56:17 PM

| | | | | | |
|---|---|---|---|---|---|
| Client: | AECOM | | | | |
| Project: | New Bedford Harbor LTM | | | | |
| Location: | New Bedford, MA | | | Project No: | GTX-312496 |
| Boring ID: | --- | Sample Type: | bag | Tested By: | ckg |
| Sample ID: | S-123-20FSP20-03 | Test Date: | 11/20/20 | Checked By: | bfs |
| Depth : | --- | Test Id: | 583219 | | |
| Test Comment: | --- | | | | |
| Visual Description: | Moist, dark gray silt | | | | |
| Sample Comment: | --- | | | | |

# Particle Size Analysis - ASTM D6913

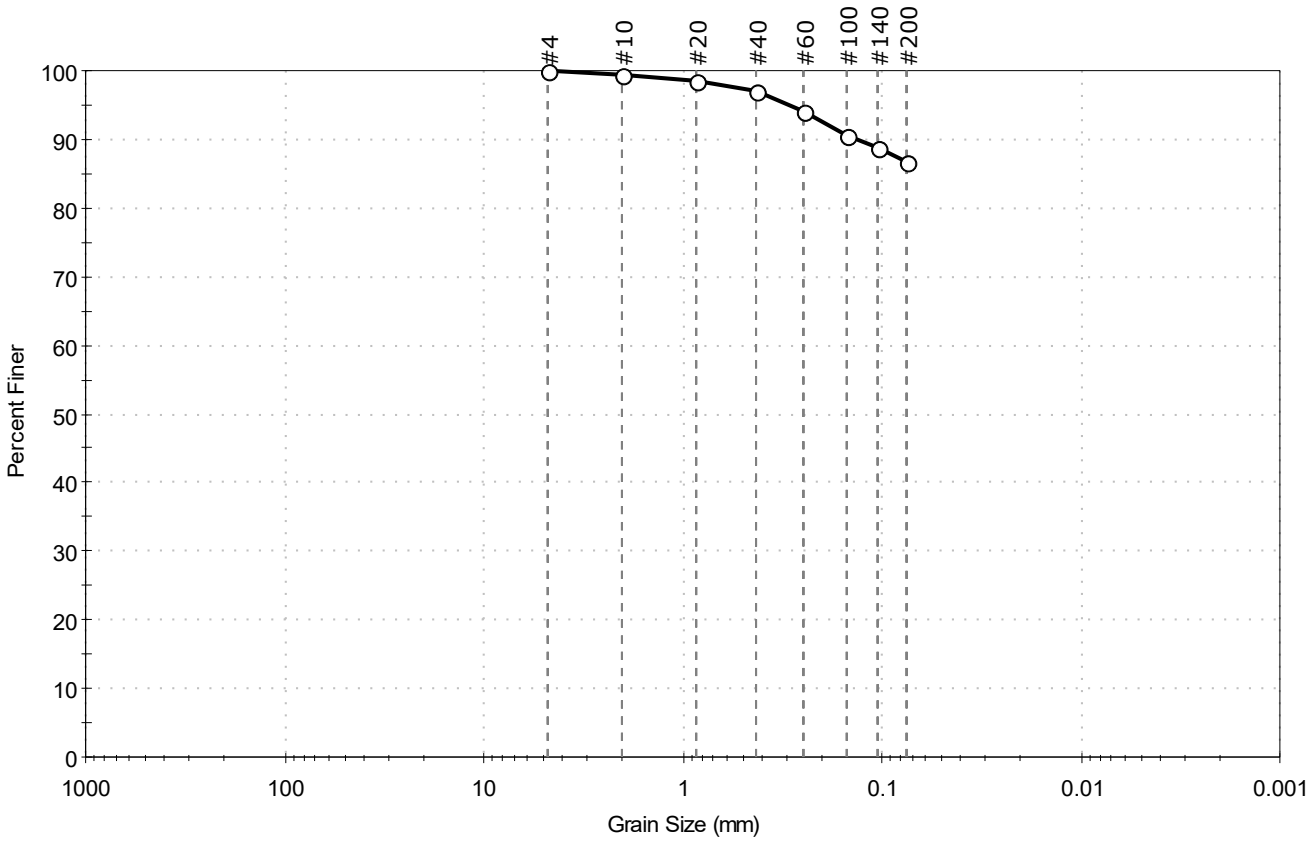


| % Cobble | % Gravel | % Sand | % Silt & Clay Size |
|---|---|---|---|
| -- | 0.0 | 13.3 | 86.7 |

| Sieve Name | Sieve Size, mm | Percent Finer | Spec. Percent | Complies |
|---|---|---|---|---|
| #4 | 4.75 | 100 | | |
| #10 | 2.00 | 100 | | |
| #20 | 0.85 | 99 | | |
| #40 | 0.42 | 97 | | |
| #60 | 0.25 | 94 | | |
| #100 | 0.15 | 91 | | |
| #140 | 0.11 | 89 | | |
| #200 | 0.075 | 87 | | |
| | | | | |
| | | | | |

**Coefficients**

$D_{85}$ =N/A $D_{30}$ =N/A

$D_{60}$ =N/A $D_{15}$ =N/A

$D_{50}$ =N/A $D_{10}$ =N/A

$C_u$ =N/A $C_c$ =N/A

**Classification**

ASTM N/A

AASHTO Silty Soils (A-4 (0))

**Sample/Test Description**

Sand/Gravel Particle Shape : ---

Sand/Gravel Hardness : ---

printed 12/7/2020 3:56:19 PM

| | | | | | |
|---|---|---|---|---|---|
| Client: | AECOM | | | | |
| Project: | New Bedford Harbor LTM | | | | |
| Location: | New Bedford, MA | | | Project No: | GTX-312496 |
| Boring ID: | --- | Sample Type: | bag | Tested By: | ckg |
| Sample ID: | S-125-20FSP20-01 | Test Date: | 11/19/20 | Checked By: | bfs |
| Depth : | --- | Test Id: | 583221 | | |
| Test Comment: | --- | | | | |
| Visual Description: | Moist, dark gray clay | | | | |
| Sample Comment: | --- | | | | |

# Particle Size Analysis - ASTM D6913/D7928

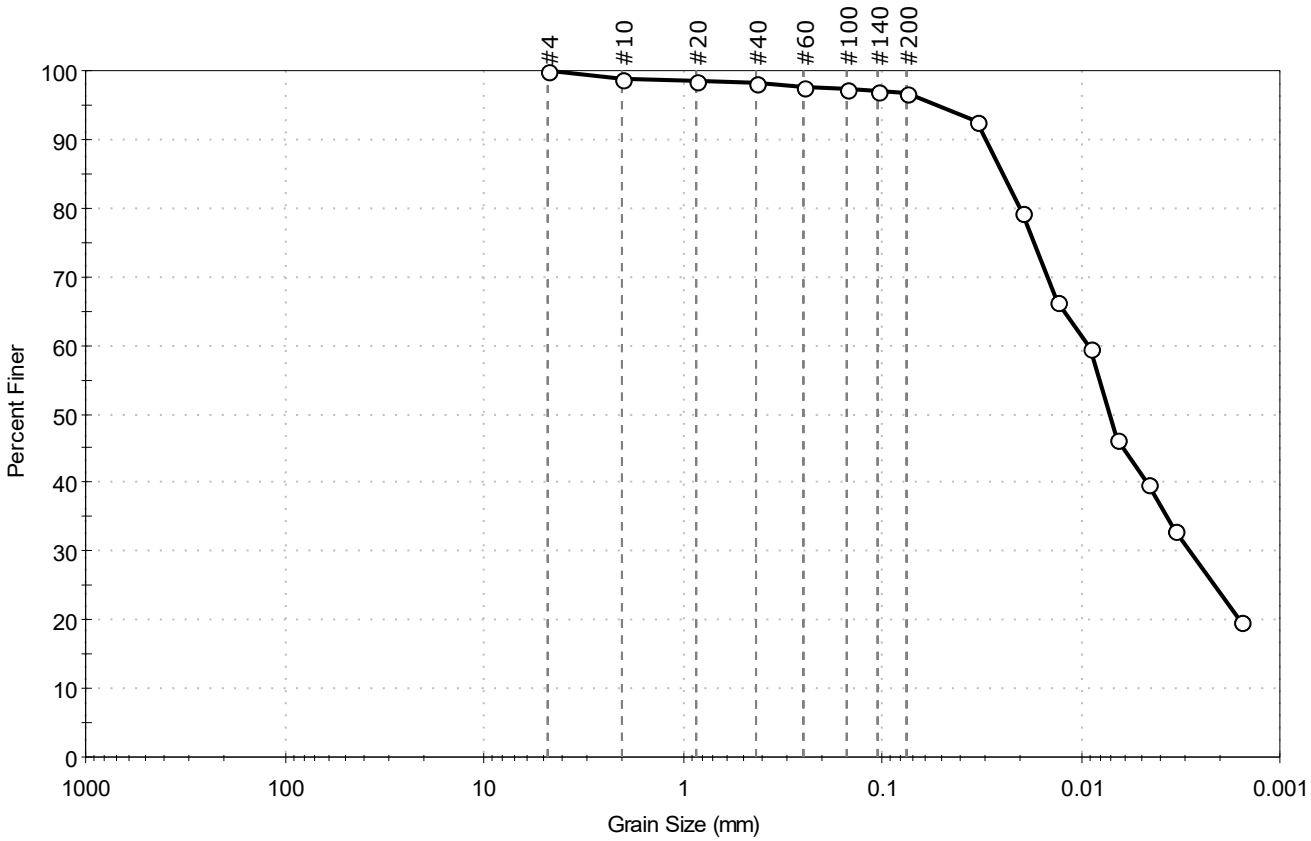


| % Cobble | % Gravel | % Sand | % Silt & Clay Size |
|---|---|---|---|
| — | 0.0 | 3.4 | 96.6 |

| Sieve Name | Sieve Size, mm | Percent Finer | Spec. Percent | Complies |
|---|---|---|---|---|
| #4 | 4.75 | 100 | | |
| #10 | 2.00 | 99 | | |
| #20 | 0.85 | 99 | | |
| #40 | 0.42 | 98 | | |
| #60 | 0.25 | 98 | | |
| #100 | 0.15 | 97 | | |
| #140 | 0.11 | 97 | | |
| #200 | 0.075 | 97 | | |
| Hydrometer | Particle Size (mm) | Percent Finer | Spec. Percent | Complies |
| --- | 0.0336 | 93 | | |
| --- | 0.0197 | 79 | | |
| --- | 0.0131 | 66 | | |
| --- | 0.0091 | 60 | | |
| --- | 0.0066 | 46 | | |
| --- | 0.0046 | 40 | | |
| --- | 0.0034 | 33 | | |
| --- | 0.0016 | 20 | | |
| | | | | |

**Coefficients**

$D_{85}$ = 0.0246 mm  $D_{30}$ = 0.0028 mm
$D_{60}$ = 0.0093 mm  $D_{15}$ = N/A
$D_{50}$ = 0.0072 mm  $D_{10}$ = N/A
$C_u$ = N/A  $C_c$ = N/A

**Classification**

ASTM N/A

AASHTO Silty Soils (A-4 (0))

**Sample/Test Description**

Sand/Gravel Particle Shape : ---
Sand/Gravel Hardness : ---
Dispersion Device : Apparatus A - Mech Mixer
Dispersion Period : 1 minute
Est. Specific Gravity : 2.65
Separation of Sample: #200 Sieve

printed 12/7/2020 3:56:22 PM

| | | | | | |
|---|---|---|---|---|---|
| Client: | AECOM | | | | |
| Project: | New Bedford Harbor LTM | | | | |
| Location: | New Bedford, MA | | | Project No: | GTX-312496 |
| Boring ID: | --- | Sample Type: | bag | Tested By: | GA |
| Sample ID: | S-125-20FSP20-02 | Test Date: | 11/06/20 | Checked By: | jsc |
| Depth : | --- | Test Id: | 583222 | | |
| Test Comment: | --- | | | | |
| Visual Description: | Wet, very dark greenish gray sandy clay with gravel | | | | |
| Sample Comment: | --- | | | | |

# Particle Size Analysis - ASTM D6913

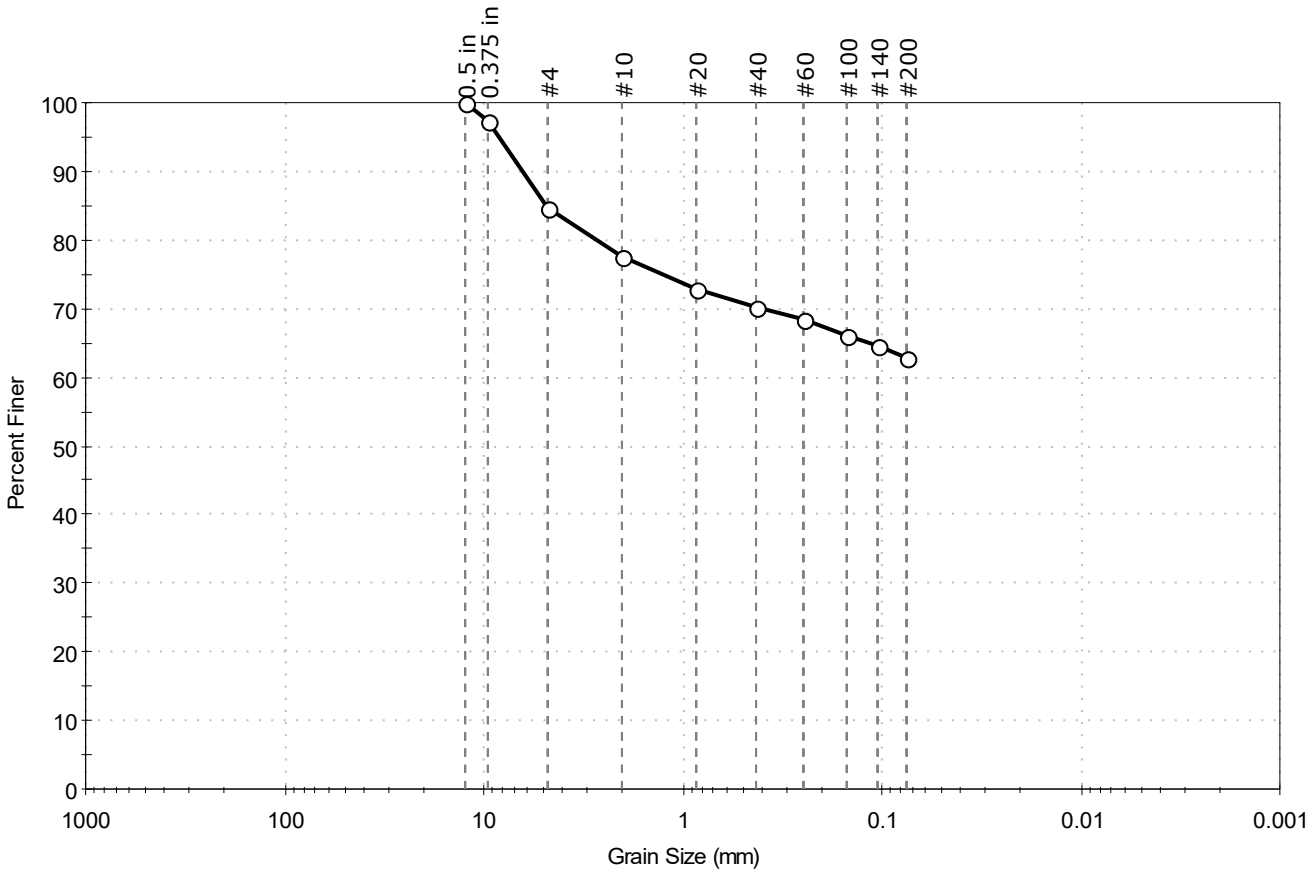


| % Cobble | % Gravel | % Sand | % Silt & Clay Size |
|---|---|---|---|
| -- | 15.3 | 21.8 | 62.9 |

| Sieve Name | Sieve Size, mm | Percent Finer | Spec. Percent | Complies |
|---|---|---|---|---|
| 0.5 in | 12.50 | 100 | | |
| 0.375 in | 9.50 | 97 | | |
| #4 | 4.75 | 85 | | |
| #10 | 2.00 | 78 | | |
| #20 | 0.85 | 73 | | |
| #40 | 0.42 | 70 | | |
| #60 | 0.25 | 68 | | |
| #100 | 0.15 | 66 | | |
| #140 | 0.11 | 65 | | |
| #200 | 0.075 | 63 | | |
| | | | | |
| | | | | |

**Coefficients**

$D_{85}$ = 4.8358 mm  $D_{30}$ = N/A
$D_{60}$ = N/A  $D_{15}$ = N/A
$D_{50}$ = N/A  $D_{10}$ = N/A
$C_u$ = N/A  $C_c$ = N/A

**Classification**

ASTM N/A

AASHTO Silty Soils (A-4 (0))

**Sample/Test Description**

Sand/Gravel Particle Shape : ANGULAR

Sand/Gravel Hardness : SOFT

printed 11/10/2020 11:15:58 AM

| | | | | | |
|---|---|---|---|---|---|
| Client: | AECOM | | | | |
| Project: | New Bedford Harbor LTM | | | | |
| Location: | New Bedford, MA | | | Project No: | GTX-312496 |
| Boring ID: | --- | Sample Type: | bag | Tested By: | ckg |
| Sample ID: | S-125-20FSP20-03 | Test Date: | 11/20/20 | Checked By: | bfs |
| Depth : | --- | Test Id: | 583223 | | |
| Test Comment: | --- | | | | |
| Visual Description: | Moist, dark gray silt | | | | |
| Sample Comment: | --- | | | | |

# Particle Size Analysis - ASTM D6913

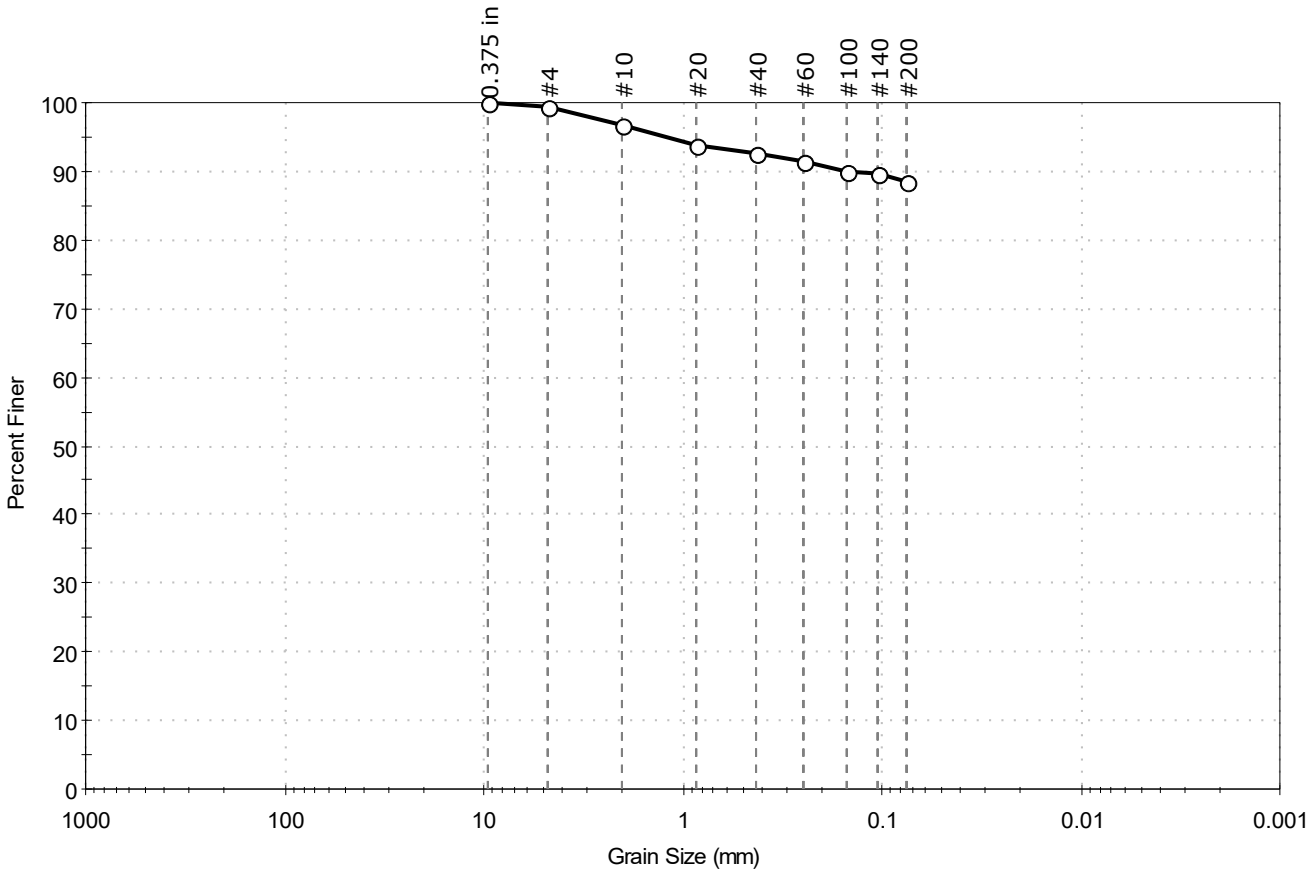


| % Cobble | % Gravel | % Sand | % Silt & Clay Size |
|---|---|---|---|
| — | 0.4 | 11.2 | 88.4 |

| Sieve Name | Sieve Size, mm | Percent Finer | Spec. Percent | Complies |
|---|---|---|---|---|
| 0.375 in | 9.50 | 100 | | |
| #4 | 4.75 | 100 | | |
| #10 | 2.00 | 97 | | |
| #20 | 0.85 | 94 | | |
| #40 | 0.42 | 92 | | |
| #60 | 0.25 | 91 | | |
| #100 | 0.15 | 90 | | |
| #140 | 0.11 | 90 | | |
| #200 | 0.075 | 88 | | |
| | | | | |
| | | | | |

**Coefficients**

$D_{85}$ =N/A $D_{30}$ =N/A

$D_{60}$ =N/A $D_{15}$ =N/A

$D_{50}$ =N/A $D_{10}$ =N/A

$C_u$ =N/A $C_c$ =N/A

**Classification**

ASTM N/A

AASHTO Silty Soils (A-4 (0))

**Sample/Test Description**

Sand/Gravel Particle Shape : ---

Sand/Gravel Hardness : ---

printed 12/7/2020 3:56:23 PM

| | | | | | |
|---|---|---|---|---|---|
| Client: | AECOM | | | | |
| Project: | New Bedford Harbor LTM | | | | |
| Location: | New Bedford, MA | | | Project No: | GTX-312496 |
| Boring ID: | --- | Sample Type: | bag | Tested By: | ckg |
| Sample ID: | S-126-20FSP20-01 | Test Date: | 11/24/20 | Checked By: | bfs |
| Depth : | --- | Test Id: | 583225 | | |
| Test Comment: | --- | | | | |
| Visual Description: | Moist, dark gray sand with silt | | | | |
| Sample Comment: | --- | | | | |

# Particle Size Analysis - ASTM D6913/D7928

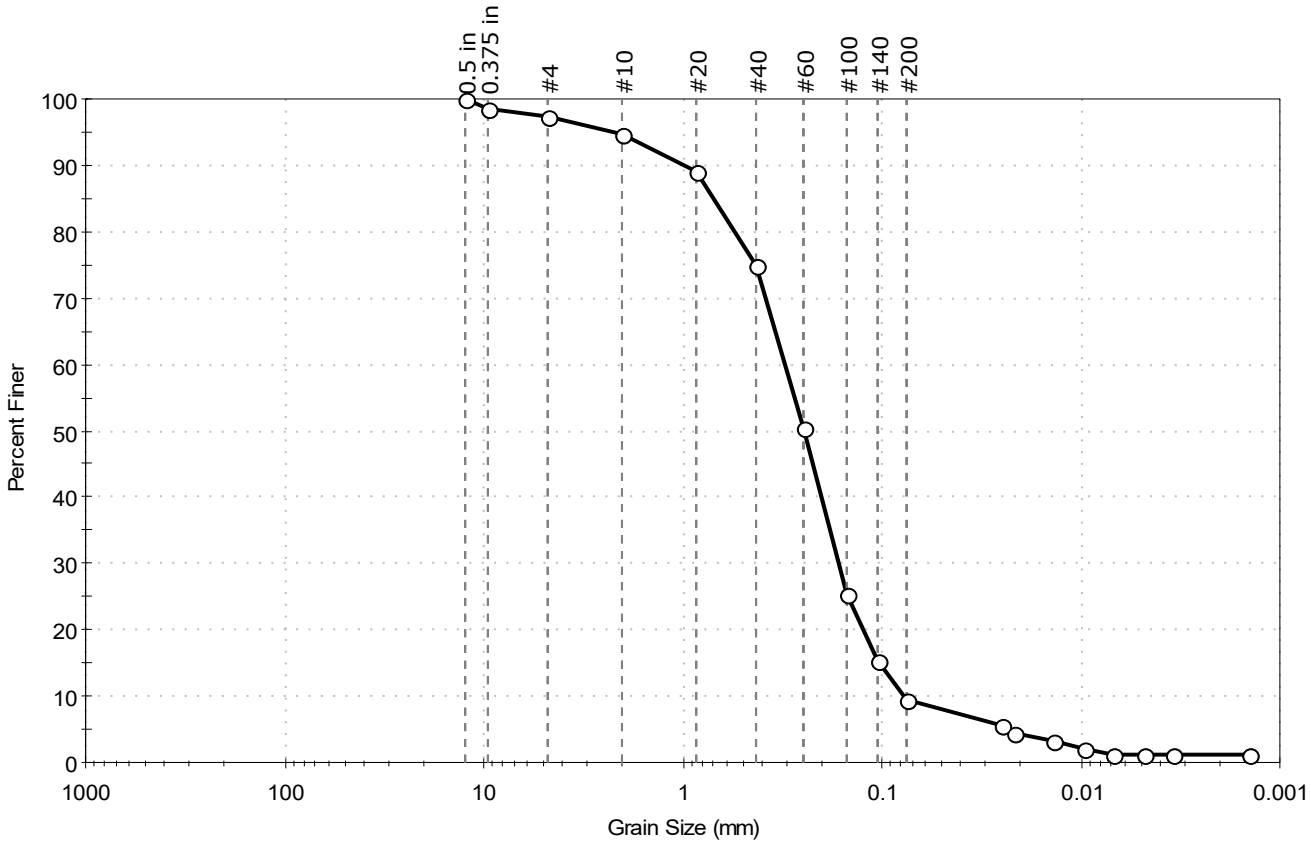


| % Cobble | % Gravel | % Sand | % Silt & Clay Size |
|---|---|---|---|
| — | 2.7 | 87.9 | 9.4 |

| Sieve Name | Sieve Size, mm | Percent Finer | Spec. Percent | Complies |
|---|---|---|---|---|
| 0.5 in | 12.50 | 100 | | |
| 0.375 in | 9.50 | 99 | | |
| #4 | 4.75 | 97 | | |
| #10 | 2.00 | 95 | | |
| #20 | 0.85 | 89 | | |
| #40 | 0.42 | 75 | | |
| #60 | 0.25 | 51 | | |
| #100 | 0.15 | 25 | | |
| #140 | 0.11 | 15 | | |
| #200 | 0.075 | 9.4 | | |
| Hydrometer | Particle Size (mm) | Percent Finer | Spec. Percent | Complies |
| --- | 0.0252 | 5 | | |
| --- | 0.0218 | 4 | | |
| --- | 0.0137 | 3 | | |
| --- | 0.0097 | 2 | | |
| --- | 0.0068 | 1 | | |
| --- | 0.0049 | 1 | | |
| --- | 0.0034 | 1 | | |
| --- | 0.0014 | 1 | | |
| | | | | |

**Coefficients**

$D_{85}$ = 0.6977 mm  $D_{30}$ = 0.1652 mm
$D_{60}$ = 0.3074 mm  $D_{15}$ = 0.1040 mm
$D_{50}$ = 0.2475 mm  $D_{10}$ = 0.0777 mm
$C_u$ = 3.956  $C_c$ = 1.143

**Classification**

ASTM N/A

AASHTO Fine Sand (A-3 (1))

**Sample/Test Description**

Sand/Gravel Particle Shape : ---
Sand/Gravel Hardness : ---
Dispersion Device : Apparatus A - Mech Mixer
Dispersion Period : 1 minute
Est. Specific Gravity : 2.65
Separation of Sample: #200 Sieve

printed 12/7/2020 3:56:27 PM

| | | | | | |
|---|---|---|---|---|---|
| Client: | AECOM | | | | |
| Project: | New Bedford Harbor LTM | | | | |
| Location: | New Bedford, MA | | | Project No: | GTX-312496 |
| Boring ID: | --- | Sample Type: | bag | Tested By: | GA |
| Sample ID: | S-126-20FSP20-02 | Test Date: | 11/09/20 | Checked By: | jsc |
| Depth : | --- | Test Id: | 583226 | | |
| Test Comment: | --- | | | | |
| Visual Description: | Moist, dark greenish gray sand with silt | | | | |
| Sample Comment: | --- | | | | |

# Particle Size Analysis - ASTM D6913

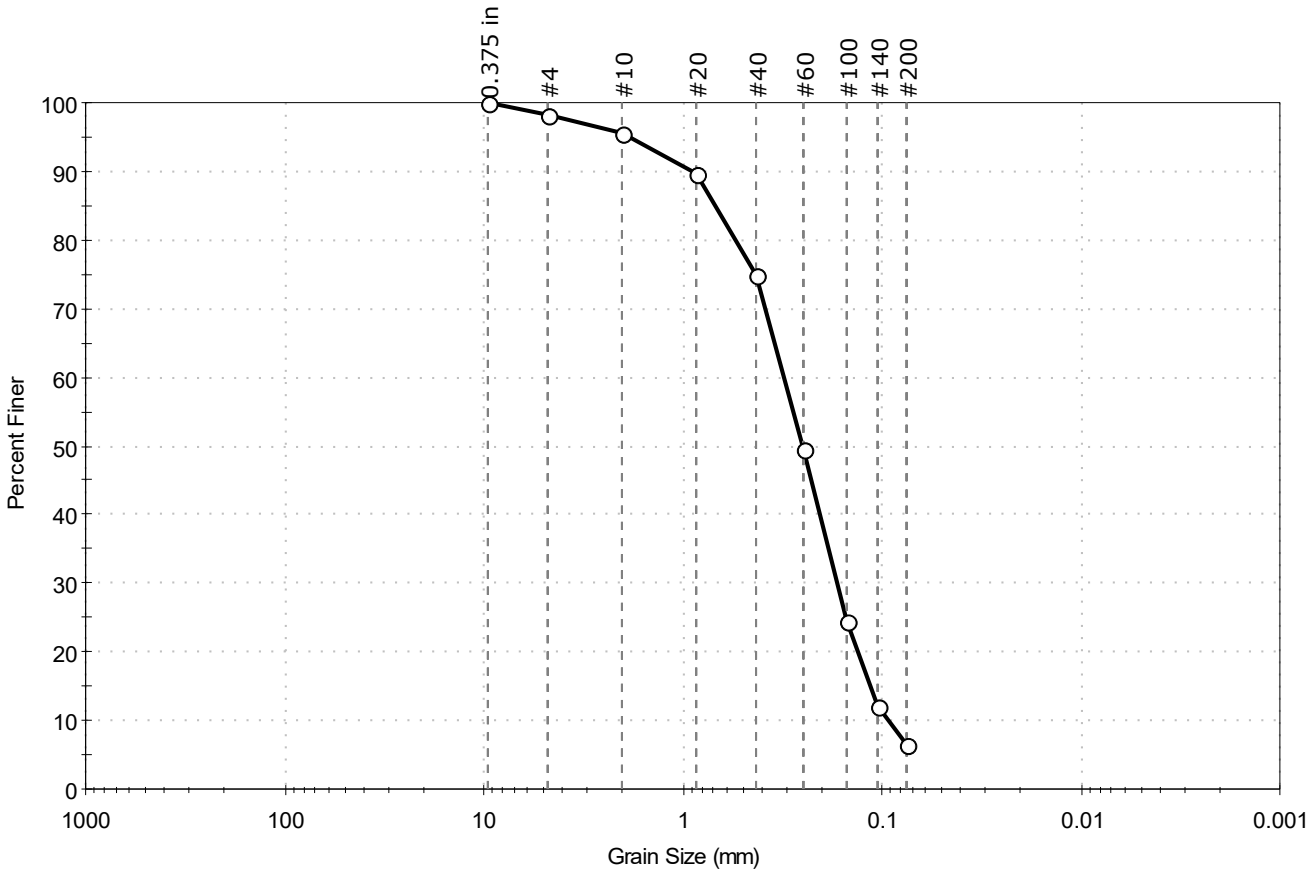


| % Cobble | % Gravel | % Sand | % Silt & Clay Size |
|---|---|---|---|
| -- | 1.8 | 91.7 | 6.5 |

| Sieve Name | Sieve Size, mm | Percent Finer | Spec. Percent | Complies |
|---|---|---|---|---|
| 0.375 in | 9.50 | 100 | | |
| #4 | 4.75 | 98 | | |
| #10 | 2.00 | 96 | | |
| #20 | 0.85 | 90 | | |
| #40 | 0.42 | 75 | | |
| #60 | 0.25 | 50 | | |
| #100 | 0.15 | 24 | | |
| #140 | 0.11 | 12 | | |
| #200 | 0.075 | 6.5 | | |
| | | | | |
| | | | | |

**Coefficients**

$D_{85}$ = 0.6861 mm  $D_{30}$ = 0.1680 mm
$D_{60}$ = 0.3114 mm  $D_{15}$ = 0.1149 mm
$D_{50}$ = 0.2525 mm  $D_{10}$ = 0.0929 mm
$C_u$ = 3.352  $C_c$ = 0.976

**Classification**

ASTM N/A

AASHTO Fine Sand (A-3 (1))

**Sample/Test Description**

Sand/Gravel Particle Shape : ---

Sand/Gravel Hardness : ---

printed 11/10/2020 11:15:59 AM

| | | | | | |
|---|---|---|---|---|---|
| Client: | AECOM | | | | |
| Project: | New Bedford Harbor LTM | | | | |
| Location: | New Bedford, MA | | | Project No: | GTX-312496 |
| Boring ID: | --- | Sample Type: | bag | Tested By: | GA |
| Sample ID: | S-126-20FSP20-03 | Test Date: | 11/06/20 | Checked By: | jsc |
| Depth : | --- | Test Id: | 583227 | | |
| Test Comment: | --- | | | | |
| Visual Description: | Moist, dark greenish gray silty sand | | | | |
| Sample Comment: | --- | | | | |

# Particle Size Analysis - ASTM D6913

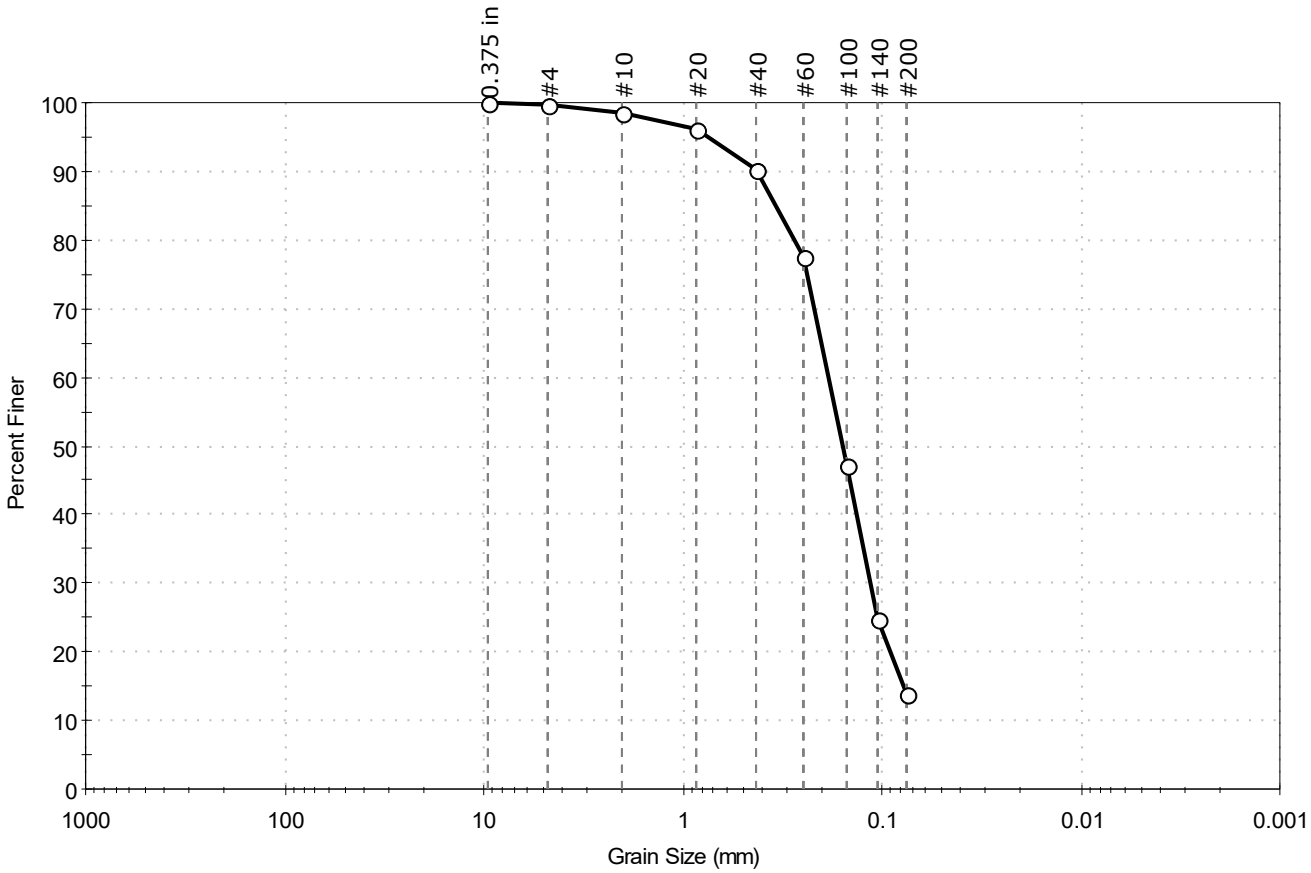


| % Cobble | % Gravel | % Sand | % Silt & Clay Size |
|---|---|---|---|
| — | 0.4 | 85.8 | 13.8 |

| Sieve Name | Sieve Size, mm | Percent Finer | Spec. Percent | Complies |
|---|---|---|---|---|
| 0.375 in | 9.50 | 100 | | |
| #4 | 4.75 | 100 | | |
| #10 | 2.00 | 99 | | |
| #20 | 0.85 | 96 | | |
| #40 | 0.42 | 90 | | |
| #60 | 0.25 | 78 | | |
| #100 | 0.15 | 47 | | |
| #140 | 0.11 | 25 | | |
| #200 | 0.075 | 14 | | |
| | | | | |
| | | | | |

**Coefficients**

$D_{85}$ = 0.3393 mm  $D_{30}$ = 0.1149 mm
$D_{60}$ = 0.1861 mm  $D_{15}$ = 0.0778 mm
$D_{50}$ = 0.1575 mm  $D_{10}$ = N/A
$C_u$ = N/A  $C_c$ = N/A

**Classification**

ASTM N/A

AASHTO Silty Gravel and Sand (A-2-4 (0))

**Sample/Test Description**

Sand/Gravel Particle Shape : ---

Sand/Gravel Hardness : ---

printed 11/10/2020 11:16:00 AM

| | | | | | |
|---|---|---|---|---|---|
| Client: | AECOM | | | | |
| Project: | New Bedford Harbor LTM | | | | |
| Location: | New Bedford, MA | | | Project No: | GTX-312496 |
| Boring ID: | --- | Sample Type: | bag | Tested By: | ckg |
| Sample ID: | S-128-20FSP20-01 | Test Date: | 11/24/20 | Checked By: | bfs |
| Depth : | --- | Test Id: | 583229 | | |
| Test Comment: | --- | | | | |
| Visual Description: | Moist, very dark gray silt with sand | | | | |
| Sample Comment: | --- | | | | |

# Particle Size Analysis - ASTM D6913/D7928

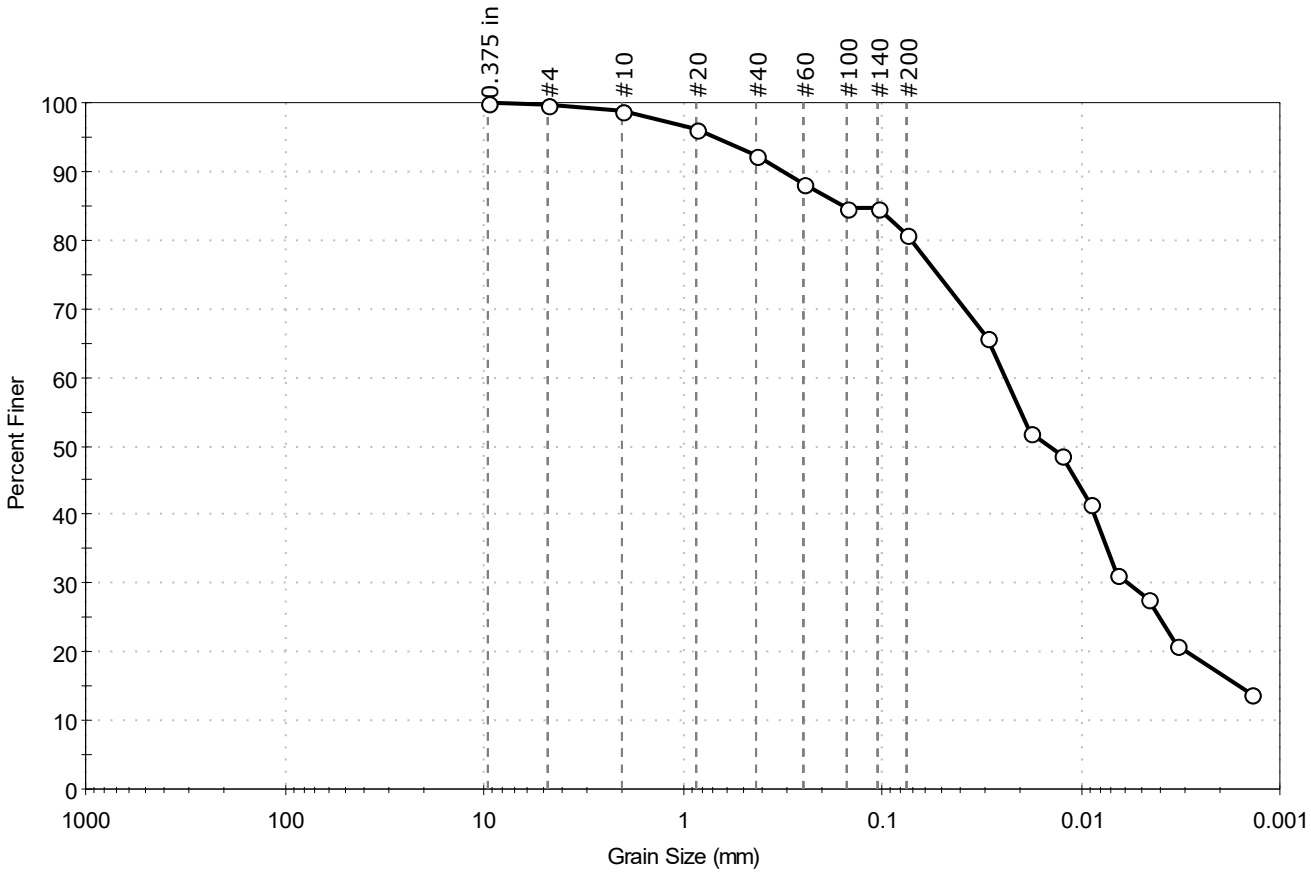


| % Cobble | % Gravel | % Sand | % Silt & Clay Size |
|---|---|---|---|
| — | 0.3 | 18.7 | 81.0 |

| Sieve Name | Sieve Size, mm | Percent Finer | Spec. Percent | Complies |
|---|---|---|---|---|
| 0.375 in | 9.50 | 100 | | |
| #4 | 4.75 | 100 | | |
| #10 | 2.00 | 99 | | |
| #20 | 0.85 | 96 | | |
| #40 | 0.42 | 92 | | |
| #60 | 0.25 | 88 | | |
| #100 | 0.15 | 85 | | |
| #140 | 0.11 | 85 | | |
| #200 | 0.075 | 81 | | |
| **Hydrometer** | **Particle Size (mm)** | **Percent Finer** | **Spec. Percent** | **Complies** |
| --- | 0.0296 | 66 | | |
| --- | 0.0181 | 52 | | |
| --- | 0.0126 | 49 | | |
| --- | 0.0089 | 42 | | |
| --- | 0.0065 | 31 | | |
| --- | 0.0047 | 28 | | |
| --- | 0.0033 | 21 | | |
| --- | 0.0014 | 14 | | |
| | | | | |

**Coefficients**

$D_{85}$ = 0.1589 mm  $D_{30}$ = 0.0058 mm
$D_{60}$ = 0.0240 mm  $D_{15}$ = 0.0016 mm
$D_{50}$ = 0.0146 mm  $D_{10}$ = N/A
$C_u$ = N/A  $C_c$ = N/A

**Classification**

ASTM N/A

AASHTO Silty Soils (A-4 (0))

**Sample/Test Description**

Sand/Gravel Particle Shape : ---
Sand/Gravel Hardness : ---
Dispersion Device : Apparatus A - Mech Mixer
Dispersion Period : 1 minute
Est. Specific Gravity : 2.65
Separation of Sample: #200 Sieve

printed 12/7/2020 3:56:30 PM

| | | | | | |
|---|---|---|---|---|---|
| Client: | AECOM | | | | |
| Project: | New Bedford Harbor LTM | | | | |
| Location: | New Bedford, MA | | | Project No: | GTX-312496 |
| Boring ID: | --- | Sample Type: | bag | Tested By: | ckg |
| Sample ID: | S-128-20FSP20-02 | Test Date: | 11/20/20 | Checked By: | bfs |
| Depth : | --- | Test Id: | 583230 | | |
| Test Comment: | --- | | | | |
| Visual Description: | Moist, dark gray silt | | | | |
| Sample Comment: | --- | | | | |

# Particle Size Analysis - ASTM D6913

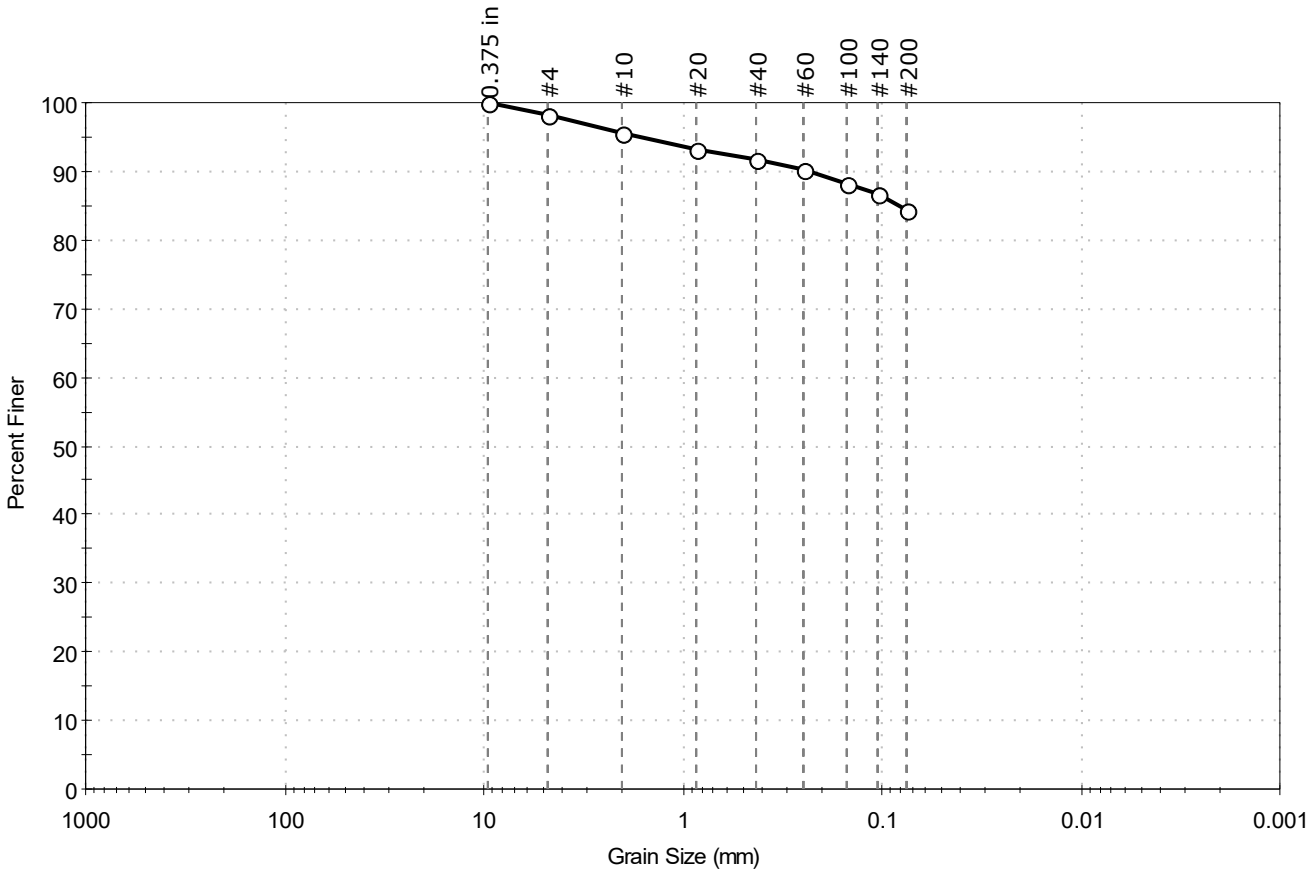


| % Cobble | % Gravel | % Sand | % Silt & Clay Size |
|---|---|---|---|
| — | 1.6 | 13.9 | 84.5 |

| Sieve Name | Sieve Size, mm | Percent Finer | Spec. Percent | Complies |
|---|---|---|---|---|
| 0.375 in | 9.50 | 100 | | |
| #4 | 4.75 | 98 | | |
| #10 | 2.00 | 96 | | |
| #20 | 0.85 | 93 | | |
| #40 | 0.42 | 92 | | |
| #60 | 0.25 | 90 | | |
| #100 | 0.15 | 88 | | |
| #140 | 0.11 | 87 | | |
| #200 | 0.075 | 84 | | |
| | | | | |
| | | | | |

**Coefficients**

$D_{85}$ = 0.0815 mm  $D_{30}$ = N/A
$D_{60}$ = N/A  $D_{15}$ = N/A
$D_{50}$ = N/A  $D_{10}$ = N/A
$C_u$ = N/A  $C_c$ = N/A

**Classification**

ASTM N/A

AASHTO Silty Soils (A-4 (0))

**Sample/Test Description**

Sand/Gravel Particle Shape : ---

Sand/Gravel Hardness : ---

printed 12/7/2020 3:56:32 PM

| | | | | | |
|---|---|---|---|---|---|
| Client: | AECOM | | | | |
| Project: | New Bedford Harbor LTM | | | | |
| Location: | New Bedford, MA | | | Project No: | GTX-312496 |
| Boring ID: | --- | Sample Type: | bag | Tested By: | ckg |
| Sample ID: | S-128-20FSP20-03 | Test Date: | 11/20/20 | Checked By: | bfs |
| Depth : | --- | Test Id: | 583231 | | |
| Test Comment: | --- | | | | |
| Visual Description: | Moist, dark gray silt | | | | |
| Sample Comment: | --- | | | | |

# Particle Size Analysis - ASTM D6913

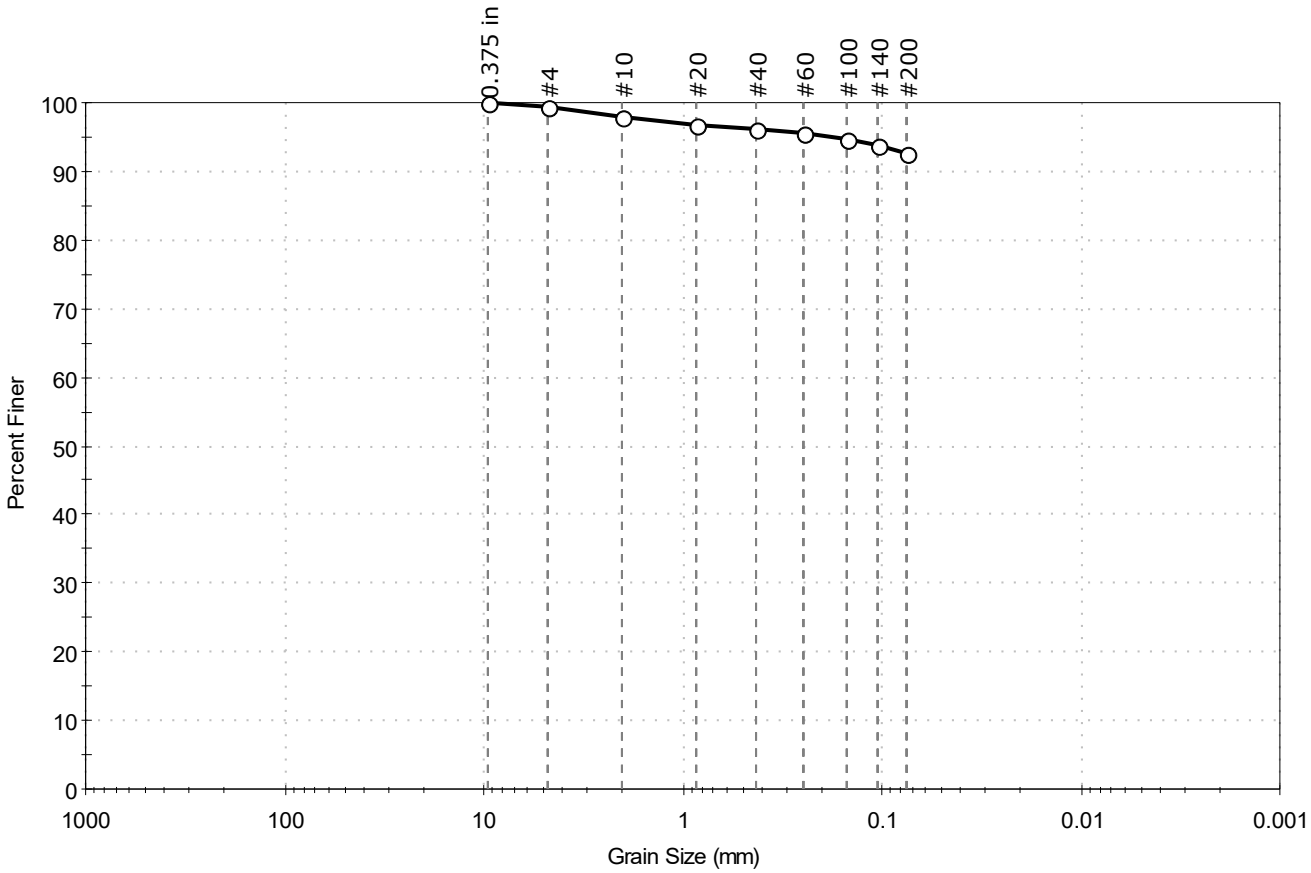


| % Cobble | % Gravel | % Sand | % Silt & Clay Size |
|---|---|---|---|
| — | 0.5 | 7.0 | 92.5 |

| Sieve Name | Sieve Size, mm | Percent Finer | Spec. Percent | Complies |
|---|---|---|---|---|
| 0.375 in | 9.50 | 100 | | |
| #4 | 4.75 | 100 | | |
| #10 | 2.00 | 98 | | |
| #20 | 0.85 | 97 | | |
| #40 | 0.42 | 96 | | |
| #60 | 0.25 | 95 | | |
| #100 | 0.15 | 95 | | |
| #140 | 0.11 | 94 | | |
| #200 | 0.075 | 93 | | |
| | | | | |
| | | | | |

**Coefficients**

$D_{85}$ =N/A $D_{30}$ =N/A

$D_{60}$ =N/A $D_{15}$ =N/A

$D_{50}$ =N/A $D_{10}$ =N/A

$C_u$ =N/A $C_c$ =N/A

**Classification**

ASTM N/A

AASHTO Silty Soils (A-4 (0))

**Sample/Test Description**

Sand/Gravel Particle Shape : ---

Sand/Gravel Hardness : ---

printed 12/7/2020 3:56:34 PM

| | | | | | |
|---|---|---|---|---|---|
| Client: | AECOM | | | | |
| Project: | New Bedford Harbor LTM | | | | |
| Location: | New Bedford, MA | | | Project No: | GTX-312496 |
| Boring ID: | --- | Sample Type: | bag | Tested By: | ckg |
| Sample ID: | S-130-20FSP20-01 | Test Date: | 11/19/20 | Checked By: | bfs |
| Depth : | --- | Test Id: | 583233 | | |
| Test Comment: | --- | | | | |
| Visual Description: | Moist, very dark gray silt with sand | | | | |
| Sample Comment: | --- | | | | |

# Particle Size Analysis - ASTM D6913/D7928

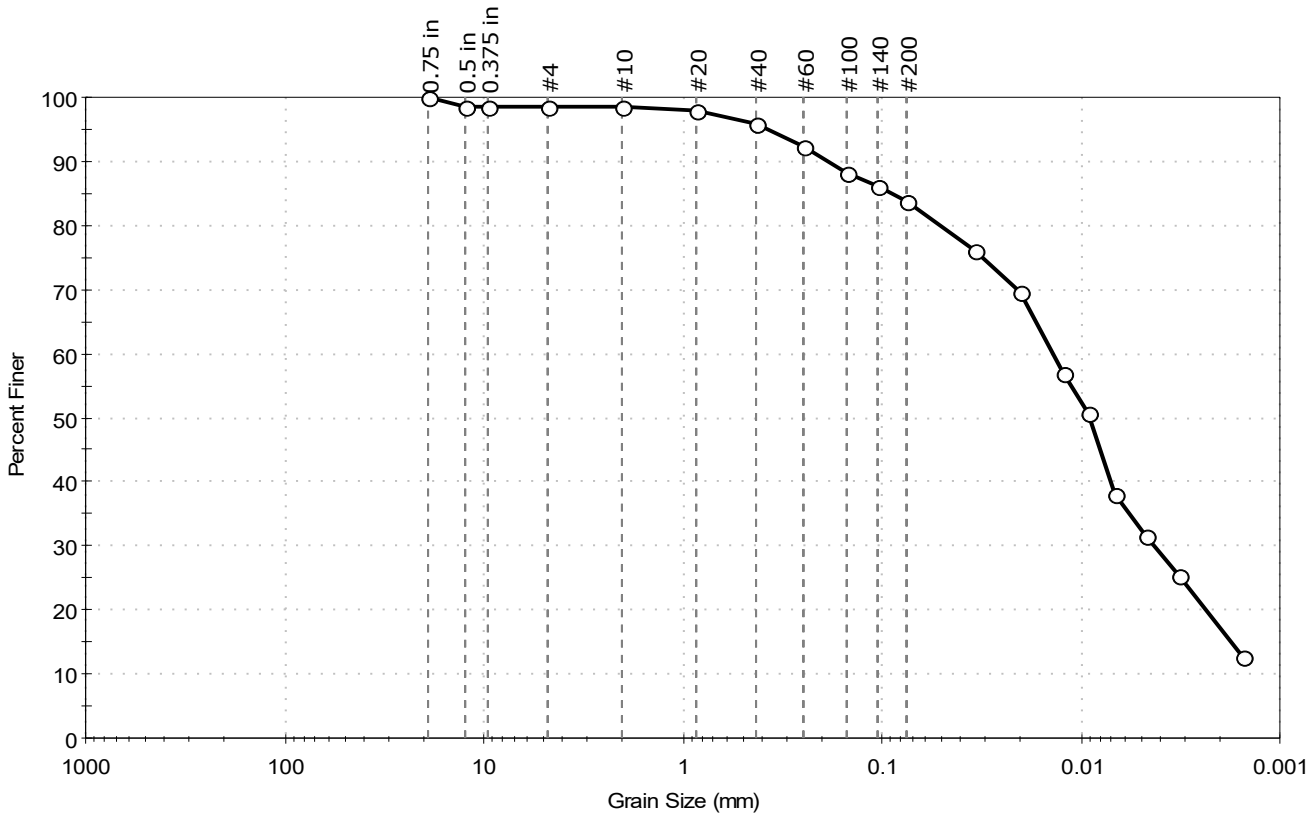


| % Cobble | % Gravel | % Sand | % Silt & Clay Size |
|---|---|---|---|
| – | 1.4 | 14.7 | 83.9 |

| Sieve Name | Sieve Size, mm | Percent Finer | Spec. Percent | Complies |
|---|---|---|---|---|
| 0.75 in | 19.00 | 100 | | |
| 0.5 in | 12.50 | 99 | | |
| 0.375 in | 9.50 | 99 | | |
| #4 | 4.75 | 99 | | |
| #10 | 2.00 | 99 | | |
| #20 | 0.85 | 98 | | |
| #40 | 0.42 | 96 | | |
| #60 | 0.25 | 92 | | |
| #100 | 0.15 | 88 | | |
| #140 | 0.11 | 86 | | |
| #200 | 0.075 | 84 | | |
| Hydrometer | Particle Size (mm) | Percent Finer | Spec. Percent | Complies |
| --- | 0.0342 | 76 | | |
| --- | 0.0202 | 70 | | |
| --- | 0.0124 | 57 | | |
| --- | 0.0091 | 51 | | |
| --- | 0.0067 | 38 | | |
| --- | 0.0047 | 32 | | |
| --- | 0.0032 | 25 | | |
| --- | 0.0015 | 13 | | |
| | | | | |

**Coefficients**

$D_{85}$ = 0.0882 mm  $D_{30}$ = 0.0042 mm
$D_{60}$ = 0.0139 mm  $D_{15}$ = 0.0017 mm
$D_{50}$ = 0.0090 mm  $D_{10}$ = N/A
$C_u$ = N/A  $C_c$ = N/A

**Classification**

ASTM N/A

AASHTO Silty Soils (A-4 (0))

**Sample/Test Description**

Sand/Gravel Particle Shape : ---
Sand/Gravel Hardness : ---
Dispersion Device : Apparatus A - Mech Mixer
Dispersion Period : 1 minute
Est. Specific Gravity : 2.65
Separation of Sample: #200 Sieve

printed 12/7/2020 3:56:37 PM

| | | | | | |
|---|---|---|---|---|---|
| Client: | AECOM | | | | |
| Project: | New Bedford Harbor LTM | | | | |
| Location: | New Bedford, MA | | | Project No: | GTX-312496 |
| Boring ID: | --- | Sample Type: | bag | Tested By: | GA |
| Sample ID: | S-130-20FSP20-02 | Test Date: | 11/04/20 | Checked By: | jsc |
| Depth : | --- | Test Id: | 583234 | | |
| Test Comment: | --- | | | | |
| Visual Description: | Moist, very dark greenish gray clay with sand | | | | |
| Sample Comment: | --- | | | | |

# Particle Size Analysis - ASTM D6913

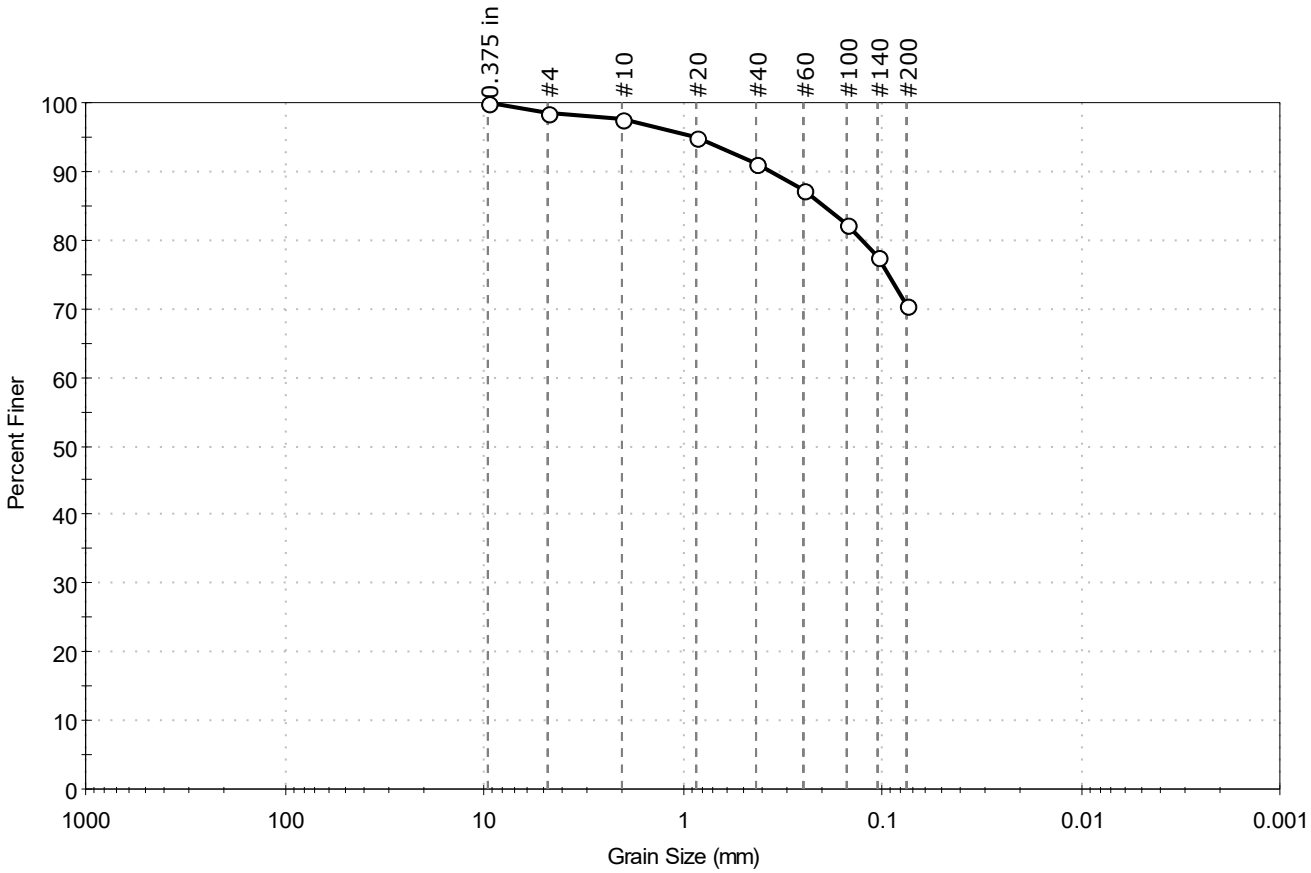


| % Cobble | % Gravel | % Sand | % Silt & Clay Size |
|---|---|---|---|
| -- | 1.4 | 28.2 | 70.4 |

| Sieve Name | Sieve Size, mm | Percent Finer | Spec. Percent | Complies |
|---|---|---|---|---|
| 0.375 in | 9.50 | 100 | | |
| #4 | 4.75 | 99 | | |
| #10 | 2.00 | 98 | | |
| #20 | 0.85 | 95 | | |
| #40 | 0.42 | 91 | | |
| #60 | 0.25 | 87 | | |
| #100 | 0.15 | 82 | | |
| #140 | 0.11 | 77 | | |
| #200 | 0.075 | 70 | | |
| | | | | |
| | | | | |

**Coefficients**

$D_{85}$ = 0.1972 mm  $D_{30}$ = N/A
$D_{60}$ = N/A  $D_{15}$ = N/A
$D_{50}$ = N/A  $D_{10}$ = N/A
$C_u$ = N/A  $C_c$ = N/A

**Classification**

ASTM N/A

AASHTO Silty Soils (A-4 (0))

**Sample/Test Description**

Sand/Gravel Particle Shape : ---

Sand/Gravel Hardness : ---

printed 11/10/2020 11:16:01 AM

| | | | | | |
|---|---|---|---|---|---|
| Client: | AECOM | | | | |
| Project: | New Bedford Harbor LTM | | | | |
| Location: | New Bedford, MA | | | Project No: | GTX-312496 |
| Boring ID: | --- | Sample Type: | bag | Tested By: | GA |
| Sample ID: | S-130-20FSP20-03 | Test Date: | 11/09/20 | Checked By: | jsc |
| Depth : | --- | Test Id: | 583235 | | |
| Test Comment: | --- | | | | |
| Visual Description: | Wet, very dark greenish gray clay with sand | | | | |
| Sample Comment: | --- | | | | |

# Particle Size Analysis - ASTM D6913

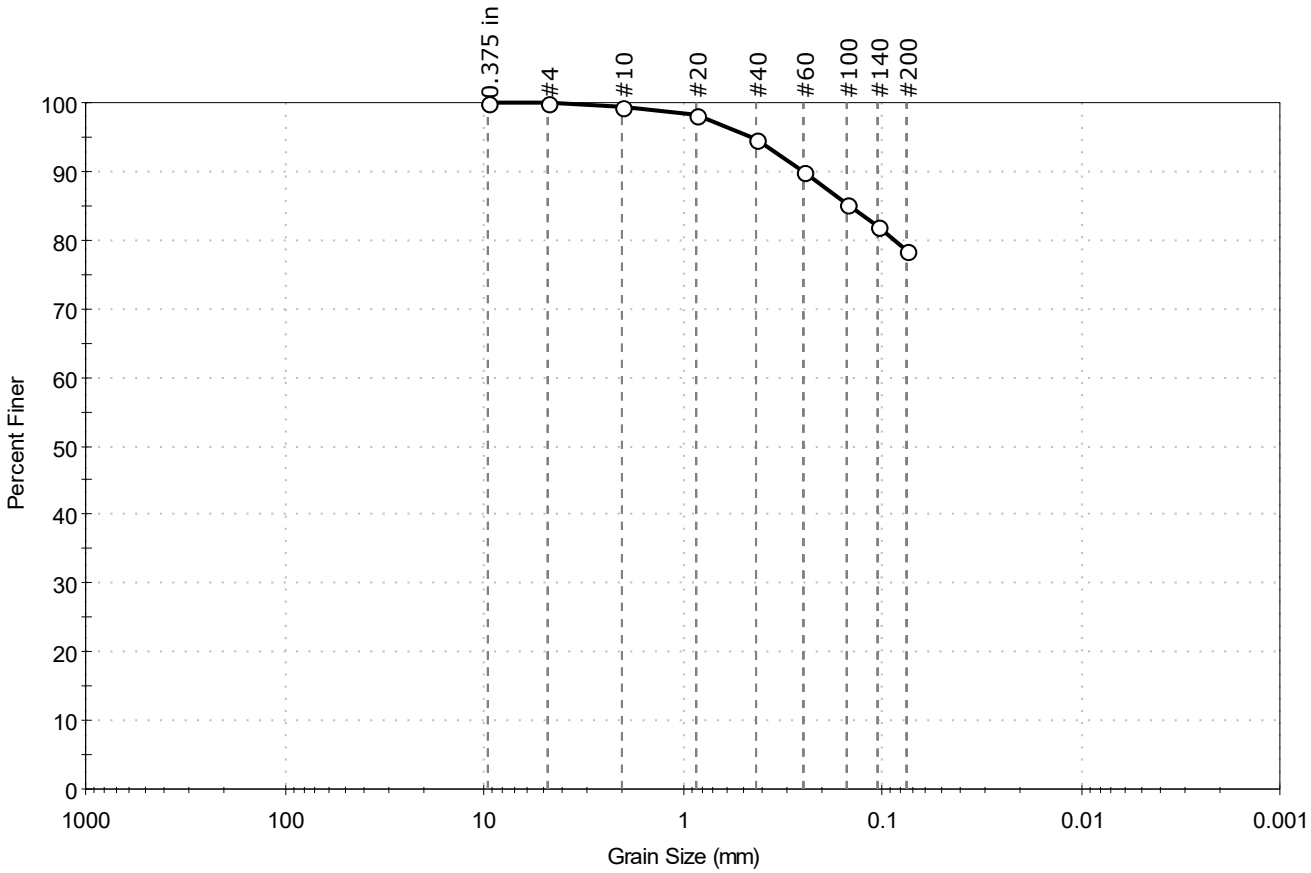


| % Cobble | % Gravel | % Sand | % Silt & Clay Size |
|---|---|---|---|
| — | 0.1 | 21.3 | 78.6 |

| Sieve Name | Sieve Size, mm | Percent Finer | Spec. Percent | Complies |
|---|---|---|---|---|
| 0.375 in | 9.50 | 100 | | |
| #4 | 4.75 | 100 | | |
| #10 | 2.00 | 99 | | |
| #20 | 0.85 | 98 | | |
| #40 | 0.42 | 95 | | |
| #60 | 0.25 | 90 | | |
| #100 | 0.15 | 85 | | |
| #140 | 0.11 | 82 | | |
| #200 | 0.075 | 79 | | |
| | | | | |
| | | | | |

**Coefficients**

$D_{85}$ = 0.1480 mm  $D_{30}$ = N/A
$D_{60}$ = N/A  $D_{15}$ = N/A
$D_{50}$ = N/A  $D_{10}$ = N/A
$C_u$ = N/A  $C_c$ = N/A

**Classification**

ASTM N/A

AASHTO Silty Soils (A-4 (0))

**Sample/Test Description**

Sand/Gravel Particle Shape : ---

Sand/Gravel Hardness : ---

printed 11/10/2020 11:16:01 AM

| | | | | | |
|---|---|---|---|---|---|
| Client: | AECOM | | | | |
| Project: | New Bedford Harbor LTM | | | | |
| Location: | New Bedford, MA | | | Project No: | GTX-312496 |
| Boring ID: | --- | Sample Type: | bag | Tested By: | ckg |
| Sample ID: | S-131-20FSP20-01 | Test Date: | 11/25/20 | Checked By: | bfs |
| Depth : | --- | Test Id: | 583237 | | |
| Test Comment: | --- | | | | |
| Visual Description: | Moist, dark gray silt with sand | | | | |
| Sample Comment: | --- | | | | |

# Particle Size Analysis - ASTM D6913/D7928

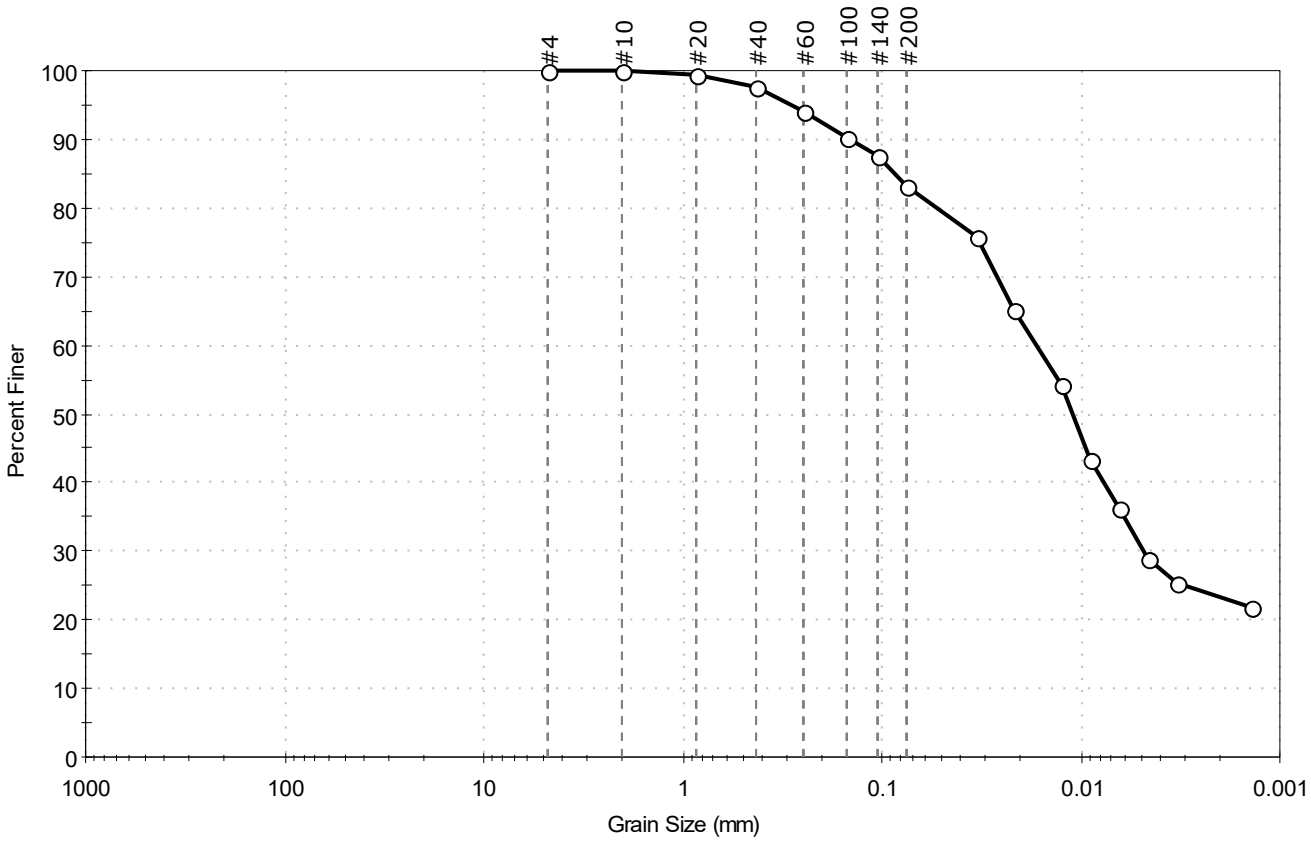


| % Cobble | % Gravel | % Sand | % Silt & Clay Size |
|---|---|---|---|
| — | 0.0 | 16.8 | 83.2 |

| Sieve Name | Sieve Size, mm | Percent Finer | Spec. Percent | Complies |
|---|---|---|---|---|
| #4 | 4.75 | 100 | | |
| #10 | 2.00 | 100 | | |
| #20 | 0.85 | 100 | | |
| #40 | 0.42 | 98 | | |
| #60 | 0.25 | 94 | | |
| #100 | 0.15 | 90 | | |
| #140 | 0.11 | 88 | | |
| #200 | 0.075 | 83 | | |
| Hydrometer | Particle Size (mm) | Percent Finer | Spec. Percent | Complies |
| --- | 0.0337 | 76 | | |
| --- | 0.0217 | 65 | | |
| --- | 0.0124 | 54 | | |
| --- | 0.0089 | 43 | | |
| --- | 0.0064 | 36 | | |
| --- | 0.0046 | 29 | | |
| --- | 0.0033 | 25 | | |
| --- | 0.0014 | 22 | | |
| | | | | |

**Coefficients**

$D_{85}$ = 0.0863 mm  $D_{30}$ = 0.0049 mm
$D_{60}$ = 0.0167 mm  $D_{15}$ = N/A
$D_{50}$ = 0.0109 mm  $D_{10}$ = N/A
$C_u$ = N/A  $C_c$ = N/A

**Classification**

ASTM N/A

AASHTO Silty Soils (A-4 (0))

**Sample/Test Description**

Sand/Gravel Particle Shape : ---
Sand/Gravel Hardness : ---
Dispersion Device : Apparatus A - Mech Mixer
Dispersion Period : 1 minute
Est. Specific Gravity : 2.65
Separation of Sample: #200 Sieve

printed 12/7/2020 3:56:40 PM

| | | | | | |
|---|---|---|---|---|---|
| Client: | AECOM | | | | |
| Project: | New Bedford Harbor LTM | | | | |
| Location: | New Bedford, MA | | | Project No: | GTX-312496 |
| Boring ID: | --- | Sample Type: | bag | Tested By: | GA |
| Sample ID: | S-131-20FSP20-02 | Test Date: | 11/09/20 | Checked By: | jsc |
| Depth : | --- | Test Id: | 583238 | | |
| Test Comment: | --- | | | | |
| Visual Description: | Wet, very dark greenish gray sandy clay | | | | |
| Sample Comment: | --- | | | | |

# Particle Size Analysis - ASTM D6913

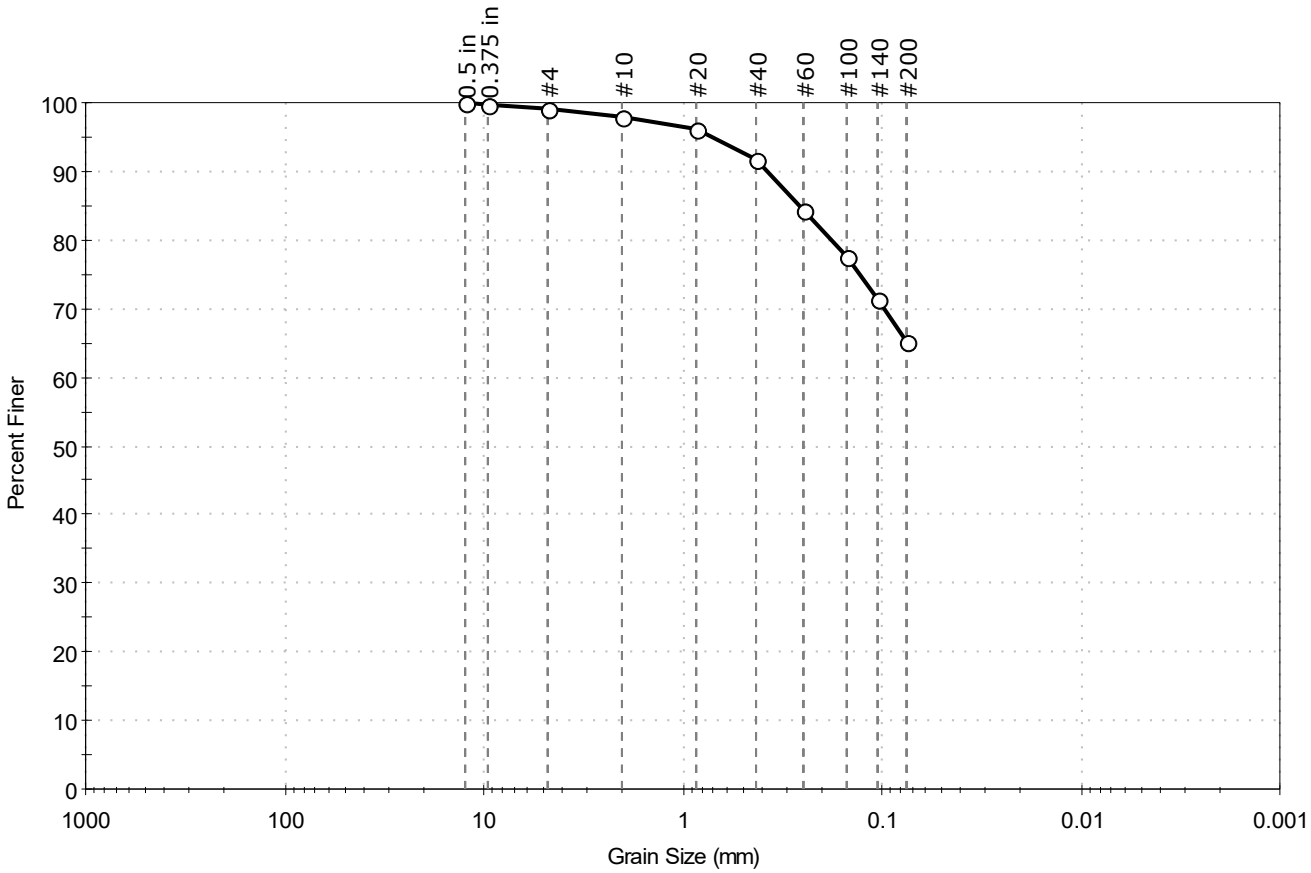


| % Cobble | % Gravel | % Sand | % Silt & Clay Size |
|---|---|---|---|
| — | 0.8 | 33.9 | 65.3 |

| Sieve Name | Sieve Size, mm | Percent Finer | Spec. Percent | Complies |
|---|---|---|---|---|
| 0.5 in | 12.50 | 100 | | |
| 0.375 in | 9.50 | 100 | | |
| #4 | 4.75 | 99 | | |
| #10 | 2.00 | 98 | | |
| #20 | 0.85 | 96 | | |
| #40 | 0.42 | 92 | | |
| #60 | 0.25 | 84 | | |
| #100 | 0.15 | 77 | | |
| #140 | 0.11 | 71 | | |
| #200 | 0.075 | 65 | | |
| | | | | |
| | | | | |

**Coefficients**

$D_{85}$ = 0.2604 mm  $D_{30}$ = N/A
$D_{60}$ = N/A  $D_{15}$ = N/A
$D_{50}$ = N/A  $D_{10}$ = N/A
$C_u$ = N/A  $C_c$ = N/A

**Classification**

ASTM N/A

AASHTO Silty Soils (A-4 (0))

**Sample/Test Description**

Sand/Gravel Particle Shape : ---

Sand/Gravel Hardness : ---

printed 11/10/2020 11:16:02 AM

| | | | | | |
|---|---|---|---|---|---|
| Client: | AECOM | | | | |
| Project: | New Bedford Harbor LTM | | | | |
| Location: | New Bedford, MA | | | Project No: | GTX-312496 |
| Boring ID: | --- | Sample Type: | bag | Tested By: | ckg |
| Sample ID: | S-131-20FSP20-03 | Test Date: | 11/20/20 | Checked By: | bfs |
| Depth : | --- | Test Id: | 583239 | | |
| Test Comment: | --- | | | | |
| Visual Description: | Moist, dark gray sandy silt | | | | |
| Sample Comment: | --- | | | | |

# Particle Size Analysis - ASTM D6913

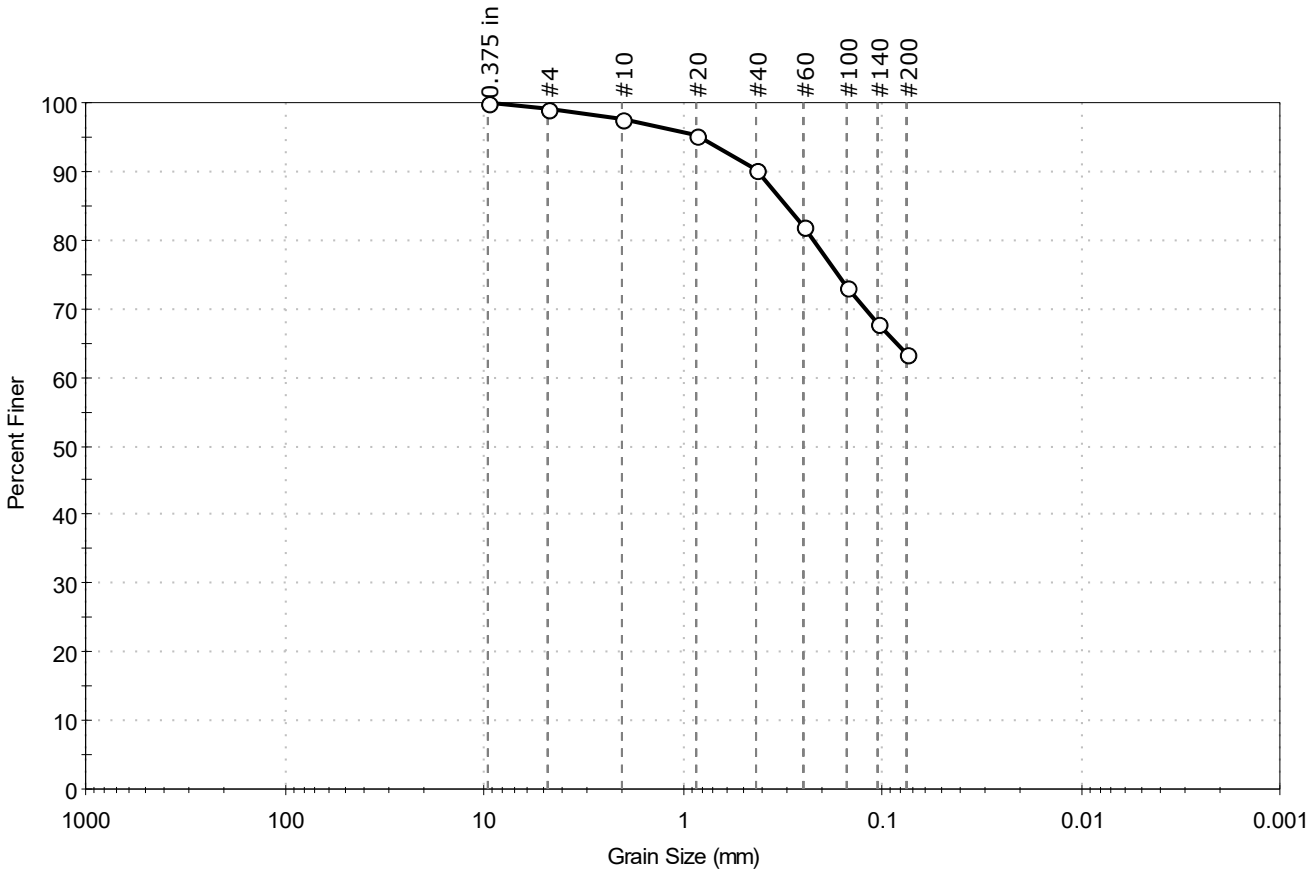


| % Cobble | % Gravel | % Sand | % Silt & Clay Size |
|---|---|---|---|
| -- | 0.8 | 35.9 | 63.3 |

| Sieve Name | Sieve Size, mm | Percent Finer | Spec. Percent | Complies |
|---|---|---|---|---|
| 0.375 in | 9.50 | 100 | | |
| #4 | 4.75 | 99 | | |
| #10 | 2.00 | 98 | | |
| #20 | 0.85 | 95 | | |
| #40 | 0.42 | 90 | | |
| #60 | 0.25 | 82 | | |
| #100 | 0.15 | 73 | | |
| #140 | 0.11 | 68 | | |
| #200 | 0.075 | 63 | | |
| | | | | |
| | | | | |

**Coefficients**

$D_{85}$ = 0.3042 mm  $D_{30}$ = N/A
$D_{60}$ = N/A  $D_{15}$ = N/A
$D_{50}$ = N/A  $D_{10}$ = N/A
$C_u$ = N/A  $C_c$ = N/A

**Classification**

ASTM N/A

AASHTO Silty Soils (A-4 (0))

**Sample/Test Description**

Sand/Gravel Particle Shape : ---

Sand/Gravel Hardness : ---

printed 12/7/2020 3:56:41 PM

| | | | | | |
|---|---|---|---|---|---|
| Client: | AECOM | | | | |
| Project: | New Bedford Harbor LTM | | | | |
| Location: | New Bedford, MA | | | Project No: | GTX-312496 |
| Boring ID: | --- | Sample Type: | bag | Tested By: | ckg |
| Sample ID: | S-134-20FSP20-01 | Test Date: | 11/23/20 | Checked By: | bfs |
| Depth : | --- | Test Id: | 583241 | | |
| Test Comment: | --- | | | | |
| Visual Description: | Moist, dark gray silt | | | | |
| Sample Comment: | --- | | | | |

# Particle Size Analysis - ASTM D6913/D7928

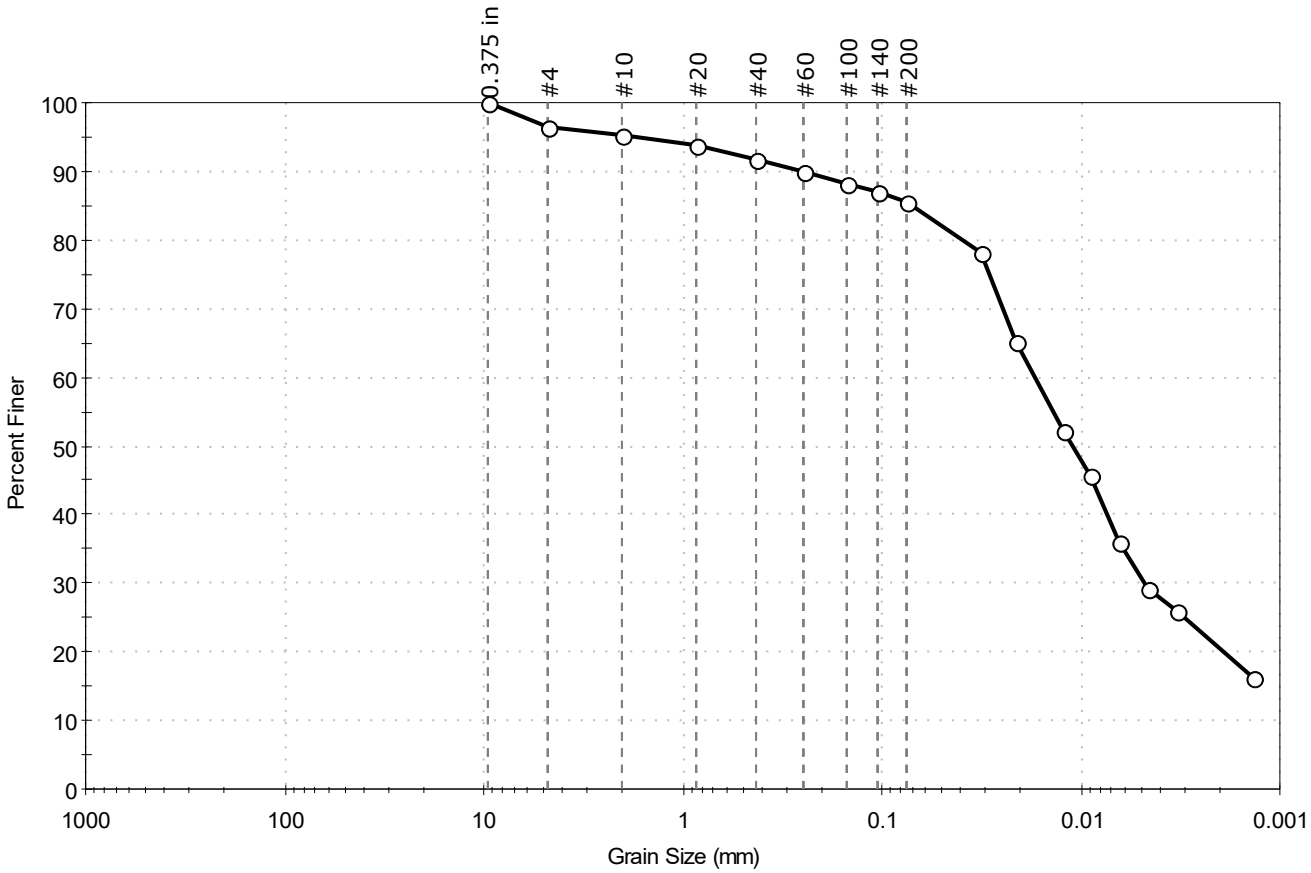


| % Cobble | % Gravel | % Sand | % Silt & Clay Size |
|---|---|---|---|
| — | 3.4 | 10.9 | 85.7 |

| Sieve Name | Sieve Size, mm | Percent Finer | Spec. Percent | Complies |
|---|---|---|---|---|
| 0.375 in | 9.50 | 100 | | |
| #4 | 4.75 | 97 | | |
| #10 | 2.00 | 95 | | |
| #20 | 0.85 | 94 | | |
| #40 | 0.42 | 92 | | |
| #60 | 0.25 | 90 | | |
| #100 | 0.15 | 88 | | |
| #140 | 0.11 | 87 | | |
| #200 | 0.075 | 86 | | |
| Hydrometer | Particle Size (mm) | Percent Finer | Spec. Percent | Complies |
| --- | 0.0319 | 78 | | |
| --- | 0.0214 | 65 | | |
| --- | 0.0122 | 52 | | |
| --- | 0.0090 | 46 | | |
| --- | 0.0065 | 36 | | |
| --- | 0.0046 | 29 | | |
| --- | 0.0033 | 26 | | |
| --- | 0.0014 | 16 | | |
| | | | | |

**Coefficients**

$D_{85}$ = 0.0695 mm  $D_{30}$ = 0.0048 mm
$D_{60}$ = 0.0171 mm  $D_{15}$ = N/A
$D_{50}$ = 0.0110 mm  $D_{10}$ = N/A
$C_u$ = N/A  $C_c$ = N/A

**Classification**

ASTM N/A

AASHTO Silty Soils (A-4 (0))

**Sample/Test Description**

Sand/Gravel Particle Shape : ---
Sand/Gravel Hardness : ---
Dispersion Device : Apparatus A - Mech Mixer
Dispersion Period : 1 minute
Est. Specific Gravity : 2.65
Separation of Sample: #200 Sieve

printed 12/7/2020 3:56:44 PM

| | | | | | |
|---|---|---|---|---|---|
| Client: | AECOM | | | | |
| Project: | New Bedford Harbor LTM | | | | |
| Location: | New Bedford, MA | | | Project No: | GTX-312496 |
| Boring ID: | --- | Sample Type: | bag | Tested By: | GA |
| Sample ID: | S-134-20FSP20-02 | Test Date: | 11/09/20 | Checked By: | jsc |
| Depth : | --- | Test Id: | 583242 | | |
| Test Comment: | --- | | | | |
| Visual Description: | Wet, dark greenish gray clay with sand | | | | |
| Sample Comment: | --- | | | | |

# Particle Size Analysis - ASTM D6913

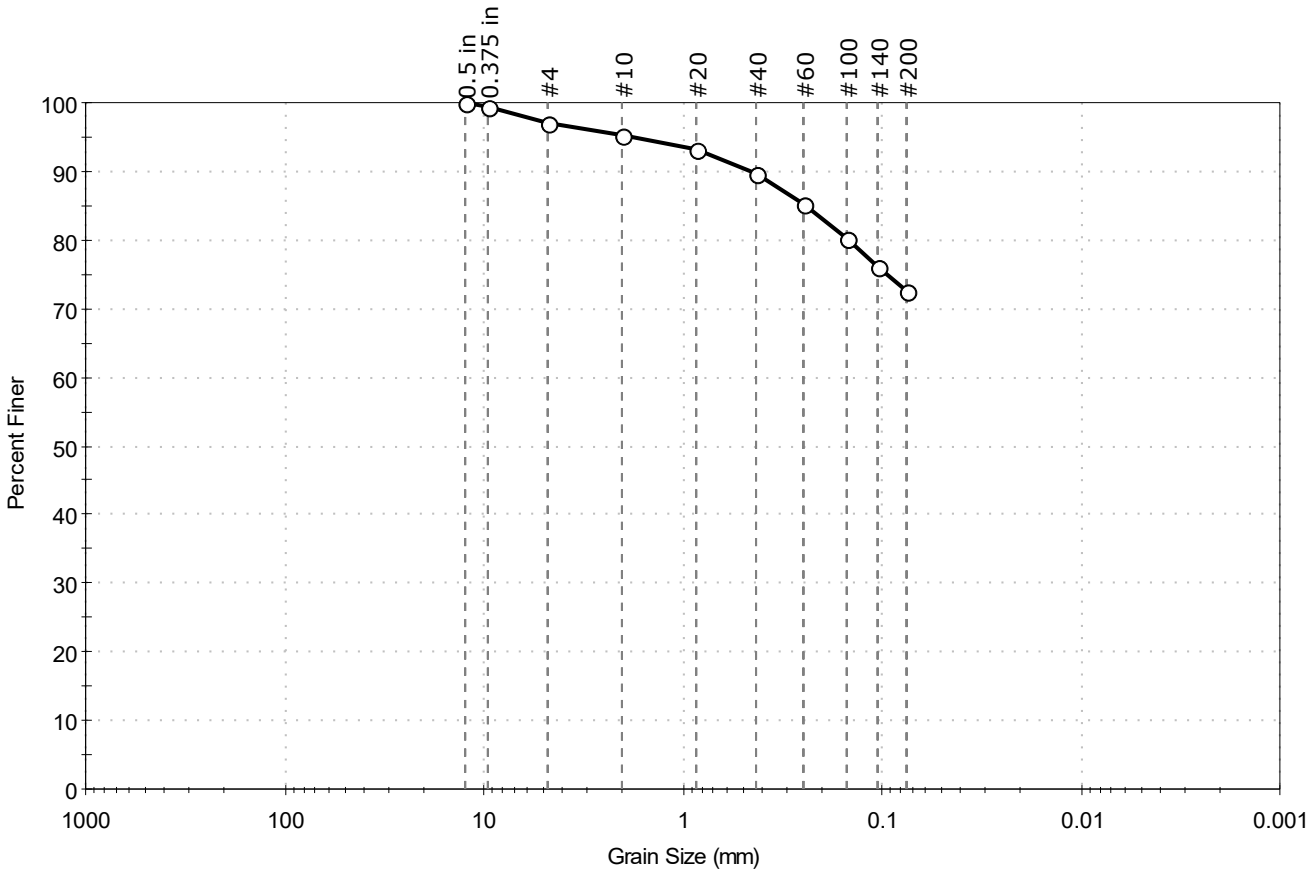


| % Cobble | % Gravel | % Sand | % Silt & Clay Size |
|---|---|---|---|
| — | 2.8 | 24.6 | 72.6 |

| Sieve Name | Sieve Size, mm | Percent Finer | Spec. Percent | Complies |
|---|---|---|---|---|
| 0.5 in | 12.50 | 100 | | |
| 0.375 in | 9.50 | 99 | | |
| #4 | 4.75 | 97 | | |
| #10 | 2.00 | 95 | | |
| #20 | 0.85 | 93 | | |
| #40 | 0.42 | 90 | | |
| #60 | 0.25 | 85 | | |
| #100 | 0.15 | 80 | | |
| #140 | 0.11 | 76 | | |
| #200 | 0.075 | 73 | | |
| | | | | |
| | | | | |

**Coefficients**

$D_{85}$ = 0.2446 mm  $D_{30}$ = N/A
$D_{60}$ = N/A  $D_{15}$ = N/A
$D_{50}$ = N/A  $D_{10}$ = N/A
$C_u$ = N/A  $C_c$ = N/A

**Classification**

ASTM N/A

AASHTO Silty Soils (A-4 (0))

**Sample/Test Description**

Sand/Gravel Particle Shape : ANGULAR

Sand/Gravel Hardness : SOFT

printed 11/10/2020 11:16:02 AM

| | | | | | |
|---|---|---|---|---|---|
| Client: | AECOM | | | | |
| Project: | New Bedford Harbor LTM | | | | |
| Location: | New Bedford, MA | | | Project No: | GTX-312496 |
| Boring ID: | --- | Sample Type: | bag | Tested By: | GA |
| Sample ID: | S-134-20FSP20-03 | Test Date: | 11/04/20 | Checked By: | jsc |
| Depth : | --- | Test Id: | 583243 | | |
| Test Comment: | --- | | | | |
| Visual Description: | Moist, very dark greenish gray clay with sand | | | | |
| Sample Comment: | --- | | | | |

# Particle Size Analysis - ASTM D6913

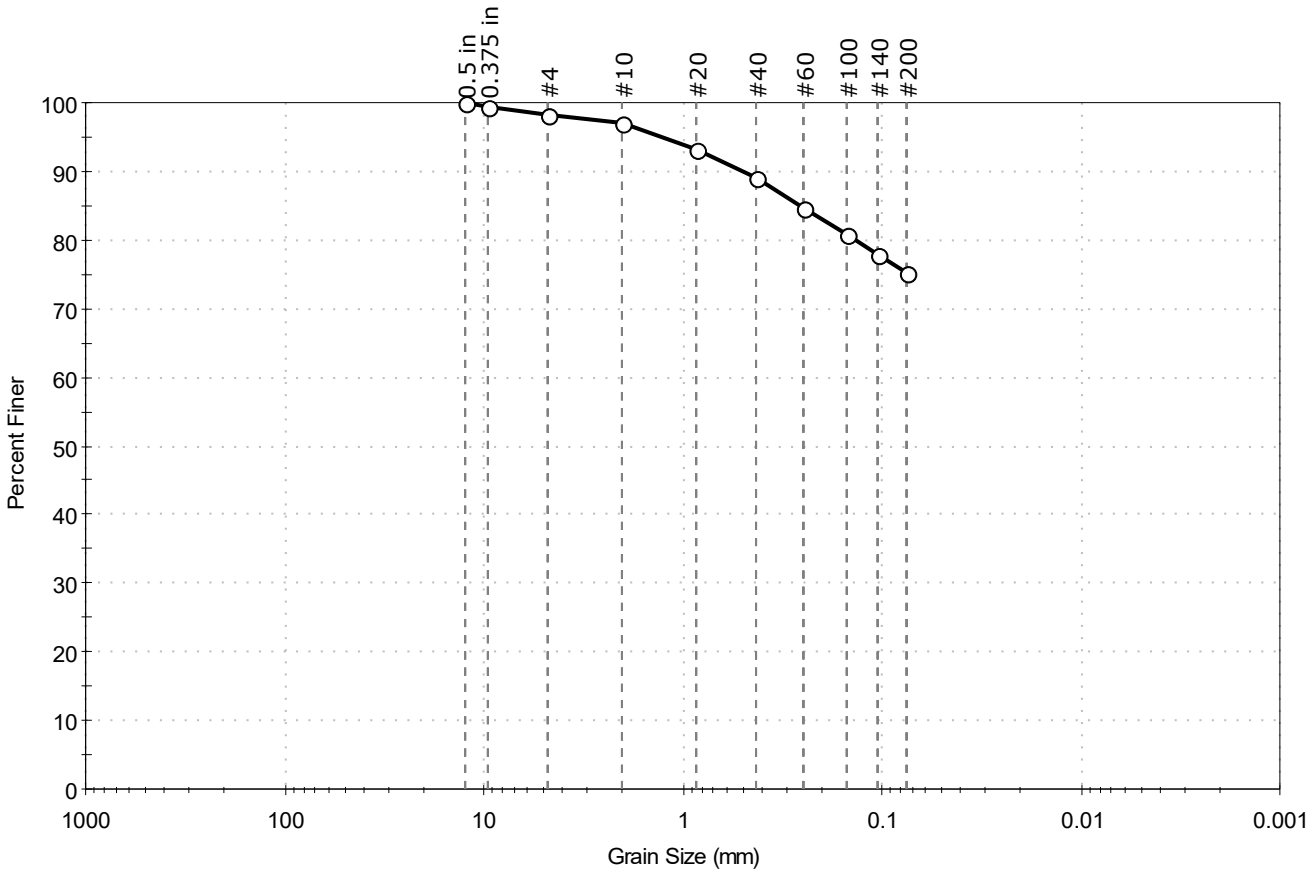


| % Cobble | % Gravel | % Sand | % Silt & Clay Size |
|---|---|---|---|
| -- | 1.9 | 22.8 | 75.3 |

| Sieve Name | Sieve Size, mm | Percent Finer | Spec. Percent | Complies |
|---|---|---|---|---|
| 0.5 in | 12.50 | 100 | | |
| 0.375 in | 9.50 | 99 | | |
| #4 | 4.75 | 98 | | |
| #10 | 2.00 | 97 | | |
| #20 | 0.85 | 93 | | |
| #40 | 0.42 | 89 | | |
| #60 | 0.25 | 85 | | |
| #100 | 0.15 | 81 | | |
| #140 | 0.11 | 78 | | |
| #200 | 0.075 | 75 | | |
| | | | | |
| | | | | |

**Coefficients**

$D_{85}$ = 0.2636 mm  $D_{30}$ = N/A
$D_{60}$ = N/A  $D_{15}$ = N/A
$D_{50}$ = N/A  $D_{10}$ = N/A
$C_u$ = N/A  $C_c$ = N/A

**Classification**

ASTM N/A

AASHTO Silty Soils (A-4 (0))

**Sample/Test Description**

Sand/Gravel Particle Shape : ---

Sand/Gravel Hardness : ---

printed 11/10/2020 11:16:03 AM

| | | | | | |
|---|---|---|---|---|---|
| Client: | AECOM | | | | |
| Project: | New Bedford Harbor LTM | | | | |
| Location: | New Bedford, MA | | | Project No: | GTX-312496 |
| Boring ID: | --- | Sample Type: | bag | Tested By: | ckg |
| Sample ID: | S-135-20FSP20-01 | Test Date: | 11/19/20 | Checked By: | bfs |
| Depth : | --- | Test Id: | 583245 | | |
| Test Comment: | --- | | | | |
| Visual Description: | Moist, very dark gray sand with silt | | | | |
| Sample Comment: | --- | | | | |

# Particle Size Analysis - ASTM D6913/D7928

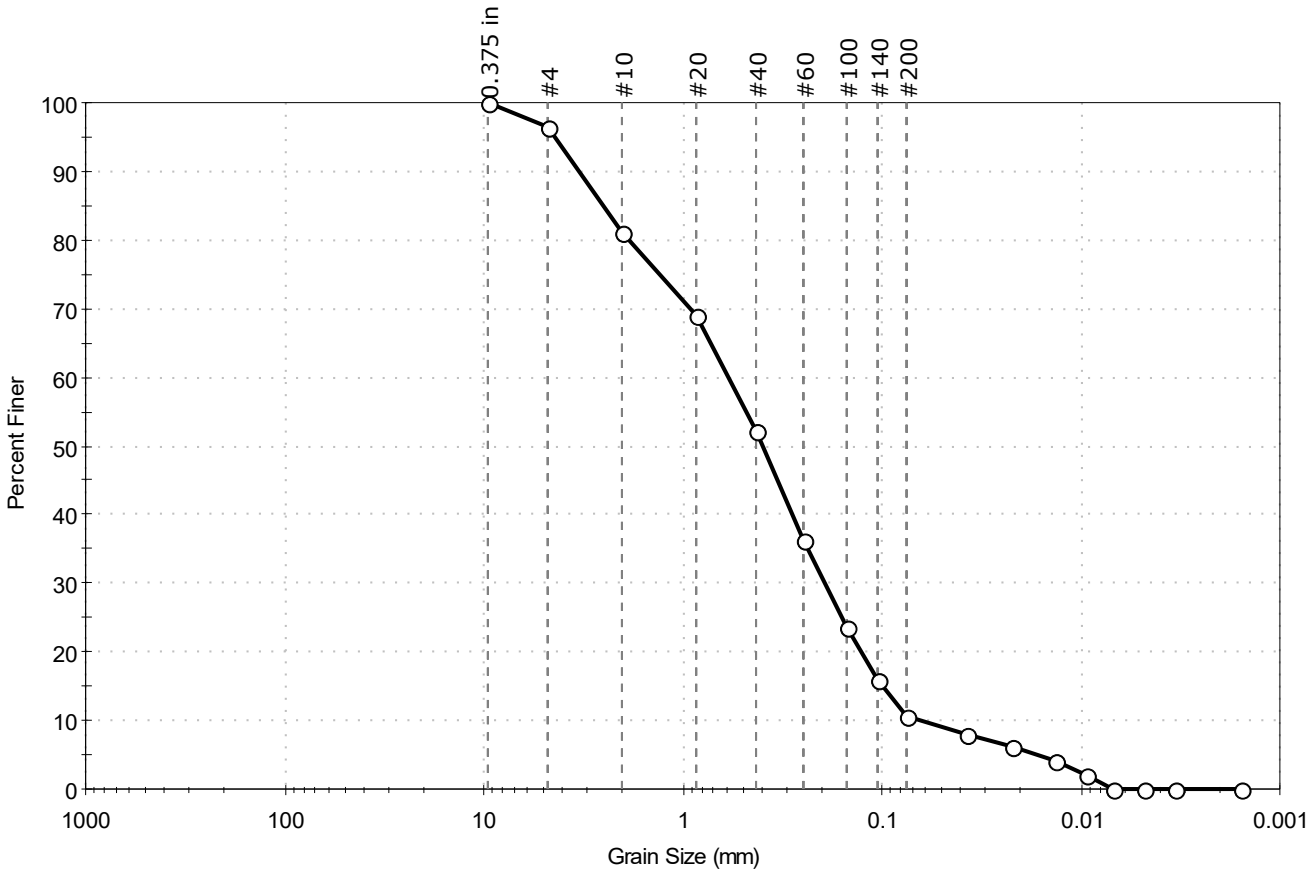


| % Cobble | % Gravel | % Sand | % Silt & Clay Size |
|---|---|---|---|
| — | 3.5 | 85.8 | 10.7 |

| Sieve Name | Sieve Size, mm | Percent Finer | Spec. Percent | Complies |
|---|---|---|---|---|
| 0.375 in | 9.50 | 100 | | |
| #4 | 4.75 | 97 | | |
| #10 | 2.00 | 81 | | |
| #20 | 0.85 | 69 | | |
| #40 | 0.42 | 52 | | |
| #60 | 0.25 | 36 | | |
| #100 | 0.15 | 24 | | |
| #140 | 0.11 | 16 | | |
| #200 | 0.075 | 11 | | |
| Hydrometer | Particle Size (mm) | Percent Finer | Spec. Percent | Complies |
| --- | 0.0379 | 8 | | |
| --- | 0.0225 | 6 | | |
| --- | 0.0136 | 4 | | |
| --- | 0.0095 | 2 | | |
| --- | 0.0069 | 0 | | |
| --- | 0.0048 | 0 | | |
| --- | 0.0034 | 0 | | |
| --- | 0.0016 | 0 | | |
| | | | | |

**Coefficients**

$D_{85}$ = 2.4991 mm  $D_{30}$ = 0.1931 mm
$D_{60}$ = 0.5853 mm  $D_{15}$ = 0.0998 mm
$D_{50}$ = 0.3934 mm  $D_{10}$ = 0.0622 mm
$C_u$ = 9.410  $C_c$ = 1.024

**Classification**

ASTM N/A

AASHTO Silty Gravel and Sand (A-2-4 (0))

**Sample/Test Description**

Sand/Gravel Particle Shape : ANGULAR
Sand/Gravel Hardness : HARD
Dispersion Device : Apparatus A - Mech Mixer
Dispersion Period : 1 minute
Est. Specific Gravity : 2.65
Separation of Sample: #200 Sieve

printed 12/7/2020 3:56:48 PM

| | | | | | |
|---|---|---|---|---|---|
| Client: | AECOM | | | | |
| Project: | New Bedford Harbor LTM | | | | |
| Location: | New Bedford, MA | | | Project No: | GTX-312496 |
| Boring ID: | --- | Sample Type: | bag | Tested By: | GA |
| Sample ID: | S-135-20FSP20-02 | Test Date: | 11/06/20 | Checked By: | jsc |
| Depth : | --- | Test Id: | 583246 | | |
| Test Comment: | --- | | | | |
| Visual Description: | Moist, very dark greenish gray sand with silt | | | | |
| Sample Comment: | --- | | | | |

# Particle Size Analysis - ASTM D6913

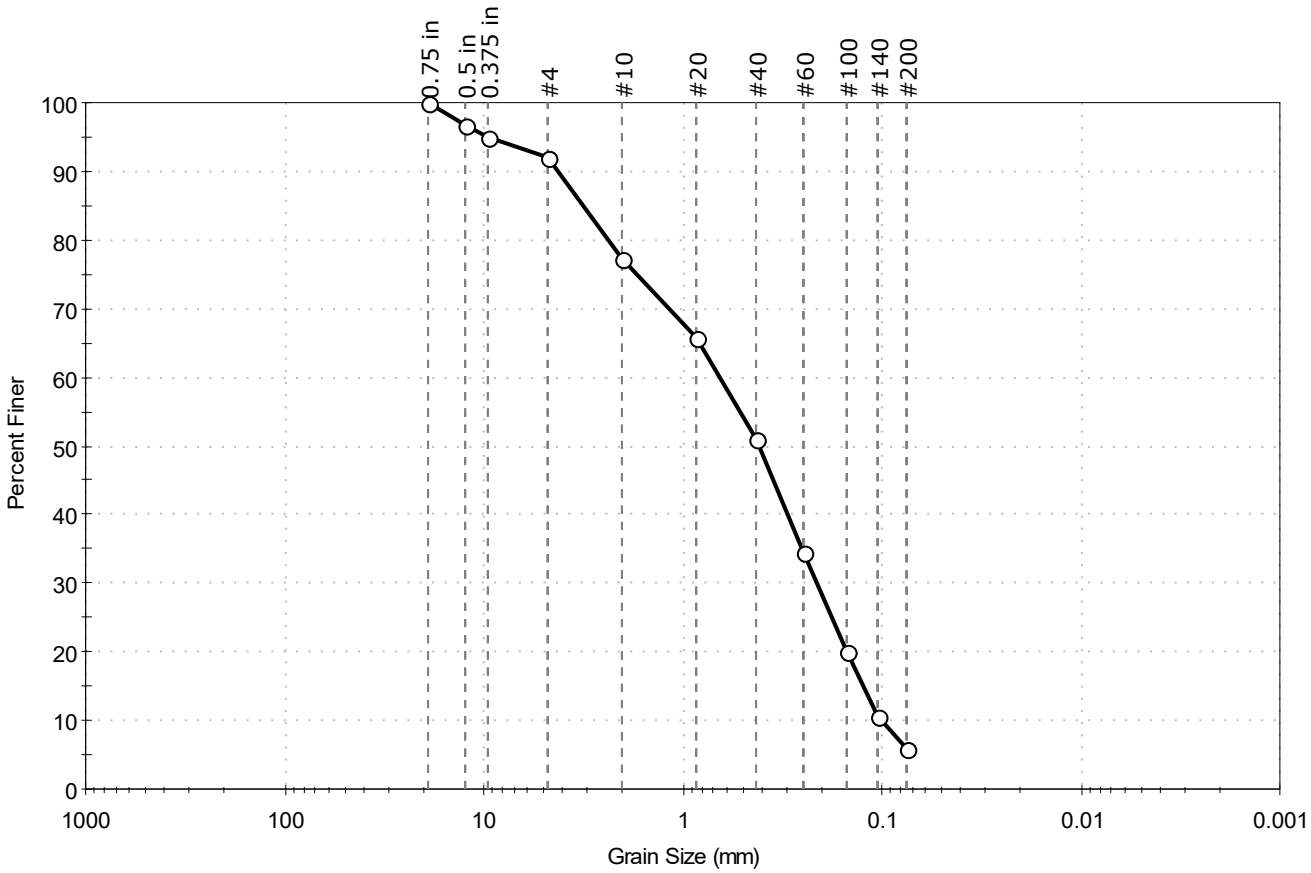


| % Cobble | % Gravel | % Sand | % Silt & Clay Size |
|---|---|---|---|
| — | 8.1 | 86.0 | 5.9 |

| Sieve Name | Sieve Size, mm | Percent Finer | Spec. Percent | Complies |
|---|---|---|---|---|
| 0.75 in | 19.00 | 100 | | |
| 0.5 in | 12.50 | 97 | | |
| 0.375 in | 9.50 | 95 | | |
| #4 | 4.75 | 92 | | |
| #10 | 2.00 | 77 | | |
| #20 | 0.85 | 66 | | |
| #40 | 0.42 | 51 | | |
| #60 | 0.25 | 34 | | |
| #100 | 0.15 | 20 | | |
| #140 | 0.11 | 11 | | |
| #200 | 0.075 | 5.9 | | |
| | | | | |
| | | | | |

**Coefficients**

$D_{85}$ = 3.1638 mm  $D_{30}$ = 0.2133 mm
$D_{60}$ = 0.6468 mm  $D_{15}$ = 0.1240 mm
$D_{50}$ = 0.4124 mm  $D_{10}$ = 0.1007 mm
$C_u$ = 6.423  $C_c$ = 0.699

**Classification**

ASTM N/A

AASHTO Fine Sand (A-3 (1))

**Sample/Test Description**

Sand/Gravel Particle Shape : ANGULAR

Sand/Gravel Hardness : HARD

printed 11/10/2020 11:16:04 AM

| | | | | | |
|---|---|---|---|---|---|
| Client: | AECOM | | | | |
| Project: | New Bedford Harbor LTM | | | | |
| Location: | New Bedford, MA | | | Project No: | GTX-312496 |
| Boring ID: | --- | Sample Type: | bag | Tested By: | GA |
| Sample ID: | S-135-20FSP20-03 | Test Date: | 11/06/20 | Checked By: | jsc |
| Depth : | --- | Test Id: | 583247 | | |
| Test Comment: | --- | | | | |
| Visual Description: | Moist, very dark greenish gray silty sand | | | | |
| Sample Comment: | --- | | | | |

# Particle Size Analysis - ASTM D6913

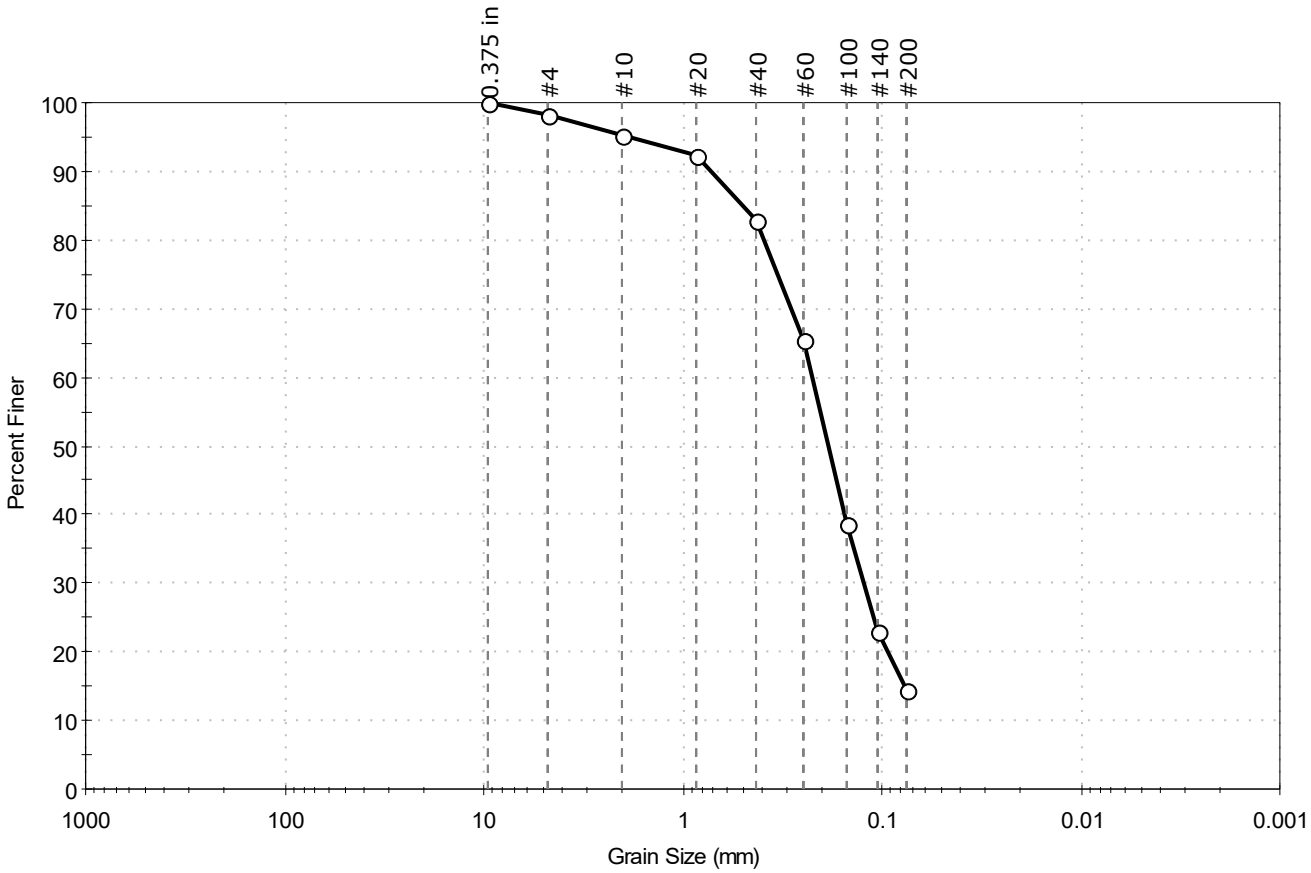


| % Cobble | % Gravel | % Sand | % Silt & Clay Size |
|---|---|---|---|
| — | 1.8 | 83.8 | 14.4 |

| Sieve Name | Sieve Size, mm | Percent Finer | Spec. Percent | Complies |
|---|---|---|---|---|
| 0.375 in | 9.50 | 100 | | |
| #4 | 4.75 | 98 | | |
| #10 | 2.00 | 95 | | |
| #20 | 0.85 | 92 | | |
| #40 | 0.42 | 83 | | |
| #60 | 0.25 | 66 | | |
| #100 | 0.15 | 39 | | |
| #140 | 0.11 | 23 | | |
| #200 | 0.075 | 14 | | |
| | | | | |
| | | | | |

**Coefficients**

$D_{85}$ = 0.4927 mm  $D_{30}$ = 0.1238 mm

$D_{60}$ = 0.2249 mm  $D_{15}$ = 0.0768 mm

$D_{50}$ = 0.1860 mm  $D_{10}$ = N/A

$C_u$ = N/A  $C_c$ = N/A

**Classification**

ASTM N/A

AASHTO Silty Gravel and Sand (A-2-4 (0))

**Sample/Test Description**

Sand/Gravel Particle Shape : ANGULAR

Sand/Gravel Hardness : HARD

printed 11/10/2020 11:16:04 AM

| | | | | | |
|---|---|---|---|---|---|
| Client: | AECOM | | | | |
| Project: | New Bedford Harbor LTM | | | | |
| Location: | New Bedford, MA | | | Project No: | GTX-312496 |
| Boring ID: | --- | Sample Type: | bag | Tested By: | ckg |
| Sample ID: | S-138-20FSP20-01 | Test Date: | 12/01/20 | Checked By: | bfs |
| Depth : | --- | Test Id: | 583249 | | |
| Test Comment: | --- | | | | |
| Visual Description: | Moist, dark olive gray clay | | | | |
| Sample Comment: | --- | | | | |

# Particle Size Analysis - ASTM D6913/D7928

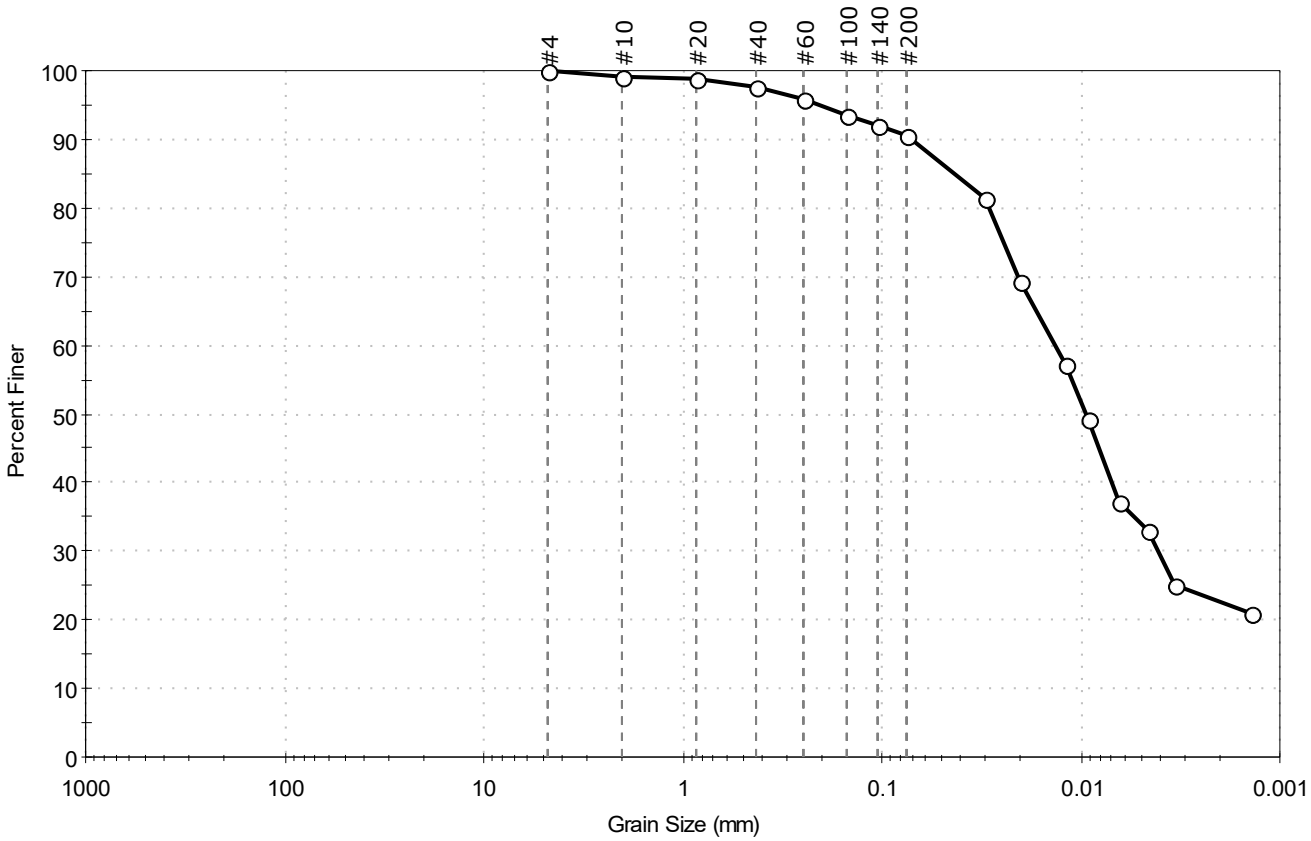


| % Cobble | % Gravel | % Sand | % Silt & Clay Size |
|---|---|---|---|
| — | 0.0 | 9.4 | 90.6 |

| Sieve Name | Sieve Size, mm | Percent Finer | Spec. Percent | Complies |
|---|---|---|---|---|
| #4 | 4.75 | 100 | | |
| #10 | 2.00 | 99 | | |
| #20 | 0.85 | 99 | | |
| #40 | 0.42 | 98 | | |
| #60 | 0.25 | 96 | | |
| #100 | 0.15 | 94 | | |
| #140 | 0.11 | 92 | | |
| #200 | 0.075 | 91 | | |
| Hydrometer | Particle Size (mm) | Percent Finer | Spec. Percent | Complies |
| --- | 0.0300 | 81 | | |
| --- | 0.0202 | 69 | | |
| --- | 0.0120 | 57 | | |
| --- | 0.0091 | 49 | | |
| --- | 0.0065 | 37 | | |
| --- | 0.0047 | 33 | | |
| --- | 0.0033 | 25 | | |
| --- | 0.0014 | 21 | | |
| | | | | |

**Coefficients**

$D_{85}$ = 0.0429 mm  $D_{30}$ = 0.0041 mm
$D_{60}$ = 0.0135 mm  $D_{15}$ = N/A
$D_{50}$ = 0.0093 mm  $D_{10}$ = N/A
$C_u$ = N/A  $C_c$ = N/A

**Classification**

ASTM N/A

AASHTO Silty Soils (A-4 (0))

**Sample/Test Description**

Sand/Gravel Particle Shape : ---
Sand/Gravel Hardness : ---
Dispersion Device : Apparatus A - Mech Mixer
Dispersion Period : 1 minute
Est. Specific Gravity : 2.65
Separation of Sample: #200 Sieve

printed 12/7/2020 3:56:52 PM

| | | | | | |
|---|---|---|---|---|---|
| Client: | AECOM | | | | |
| Project: | New Bedford Harbor LTM | | | | |
| Location: | New Bedford, MA | | | Project No: | GTX-312496 |
| Boring ID: | --- | Sample Type: | bag | Tested By: | ckg |
| Sample ID: | S-138-20FSP20-02 | Test Date: | 11/20/20 | Checked By: | bfs |
| Depth : | --- | Test Id: | 583250 | | |
| Test Comment: | --- | | | | |
| Visual Description: | Moist, dark gray sandy silt | | | | |
| Sample Comment: | --- | | | | |

# Particle Size Analysis - ASTM D6913

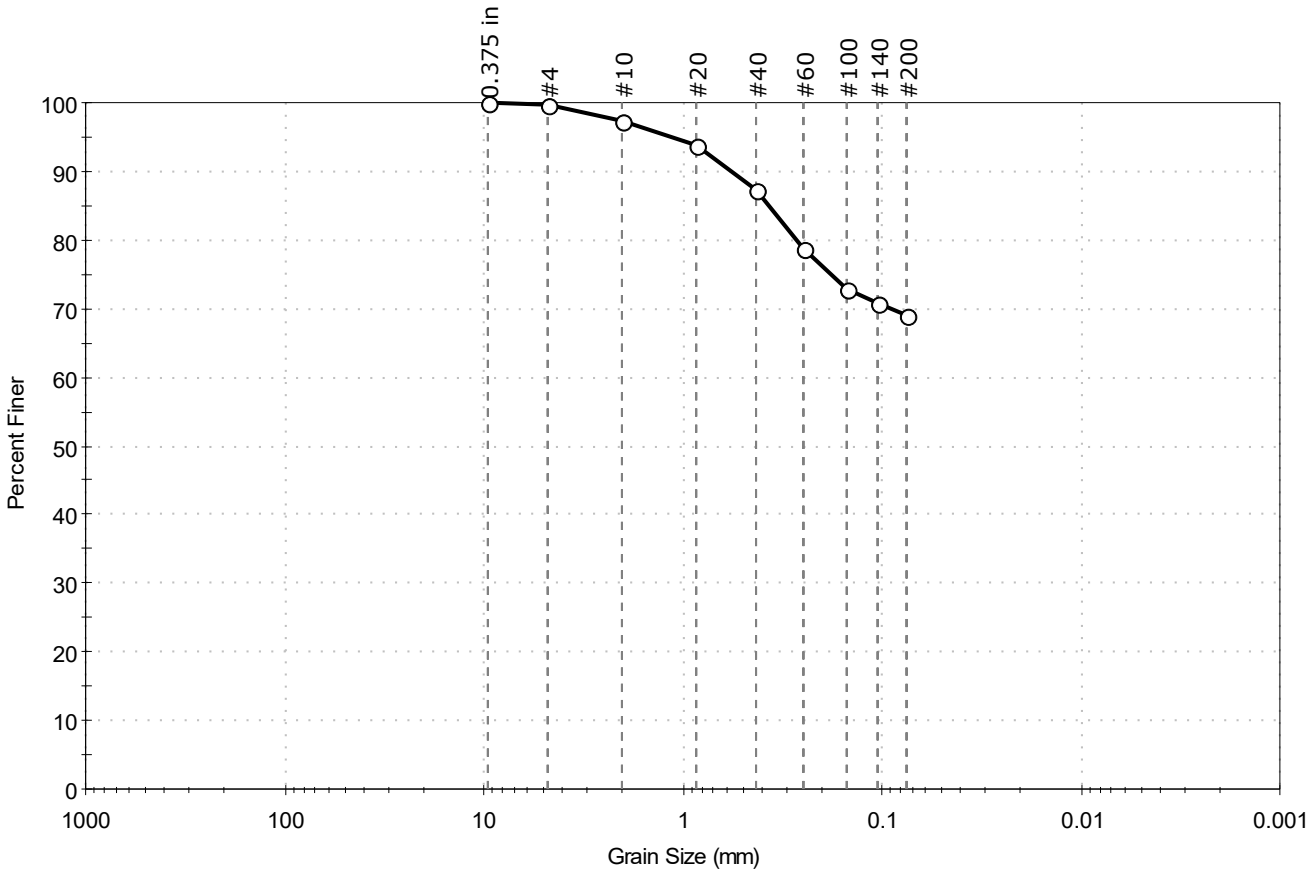


| % Cobble | % Gravel | % Sand | % Silt & Clay Size |
|---|---|---|---|
| — | 0.2 | 30.9 | 68.9 |

| Sieve Name | Sieve Size, mm | Percent Finer | Spec. Percent | Complies |
|---|---|---|---|---|
| 0.375 in | 9.50 | 100 | | |
| #4 | 4.75 | 100 | | |
| #10 | 2.00 | 97 | | |
| #20 | 0.85 | 94 | | |
| #40 | 0.42 | 87 | | |
| #60 | 0.25 | 79 | | |
| #100 | 0.15 | 73 | | |
| #140 | 0.11 | 71 | | |
| #200 | 0.075 | 69 | | |
| | | | | |
| | | | | |

**Coefficients**

$D_{85}$ = 0.3698 mm  $D_{30}$ = N/A
$D_{60}$ = N/A  $D_{15}$ = N/A
$D_{50}$ = N/A  $D_{10}$ = N/A
$C_u$ = N/A  $C_c$ = N/A

**Classification**

ASTM N/A

AASHTO Silty Soils (A-4 (0))

**Sample/Test Description**

Sand/Gravel Particle Shape : ---

Sand/Gravel Hardness : ---

printed 12/7/2020 3:56:53 PM

| | | | | | |
|---|---|---|---|---|---|
| Client: | AECOM | | | | |
| Project: | New Bedford Harbor LTM | | | | |
| Location: | New Bedford, MA | | | Project No: | GTX-312496 |
| Boring ID: | --- | Sample Type: | bag | Tested By: | GA |
| Sample ID: | S-138-20FSP20-03 | Test Date: | 11/06/20 | Checked By: | jsc |
| Depth : | --- | Test Id: | 583251 | | |
| Test Comment: | --- | | | | |
| Visual Description: | Wet, very dark greenish gray silt | | | | |
| Sample Comment: | --- | | | | |

# Particle Size Analysis - ASTM D6913

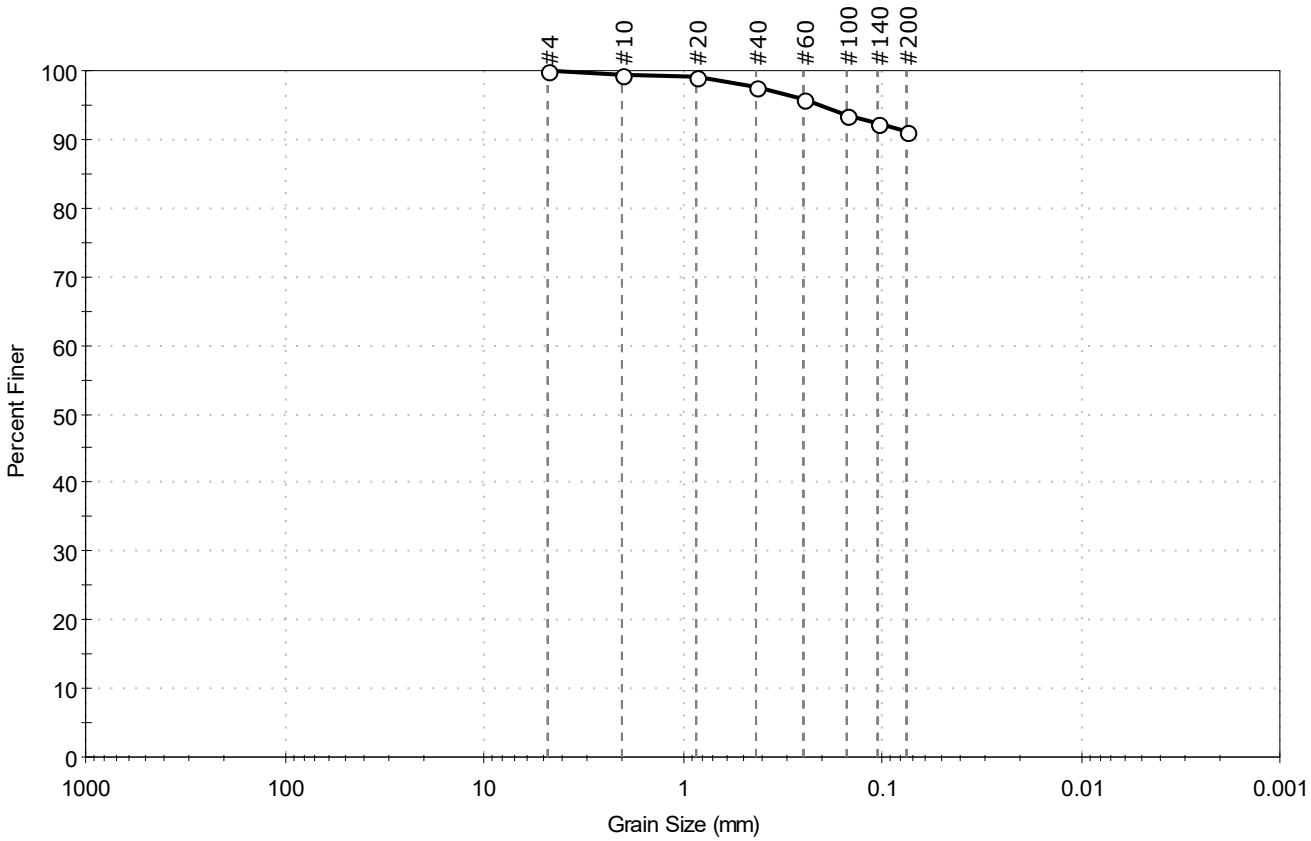


| % Cobble | % Gravel | % Sand | % Silt & Clay Size |
|---|---|---|---|
| -- | 0.0 | 9.0 | 91.0 |

| Sieve Name | Sieve Size, mm | Percent Finer | Spec. Percent | Complies |
|---|---|---|---|---|
| #4 | 4.75 | 100 | | |
| #10 | 2.00 | 99 | | |
| #20 | 0.85 | 99 | | |
| #40 | 0.42 | 98 | | |
| #60 | 0.25 | 96 | | |
| #100 | 0.15 | 94 | | |
| #140 | 0.11 | 92 | | |
| #200 | 0.075 | 91 | | |
| | | | | |
| | | | | |

**Coefficients**

$D_{85}$ = N/A  $D_{30}$ = N/A

$D_{60}$ = N/A  $D_{15}$ = N/A

$D_{50}$ = N/A  $D_{10}$ = N/A

$C_u$ = N/A  $C_c$ = N/A

**Classification**

ASTM N/A

AASHTO Silty Soils (A-4 (0))

**Sample/Test Description**

Sand/Gravel Particle Shape : ---

Sand/Gravel Hardness : ---

printed 11/10/2020 11:16:05 AM

| | | | | | |
|---|---|---|---|---|---|
| Client: | AECOM | | | | |
| Project: | New Bedford Harbor LTM | | | | |
| Location: | New Bedford, MA | | | Project No: | GTX-312496 |
| Boring ID: | --- | Sample Type: | bag | Tested By: | ckg |
| Sample ID: | S-139-20FSP20-01 | Test Date: | 11/19/20 | Checked By: | bfs |
| Depth : | --- | Test Id: | 583253 | | |
| Test Comment: | --- | | | | |
| Visual Description: | Moist, dark gray silty sand | | | | |
| Sample Comment: | --- | | | | |

# Particle Size Analysis - ASTM D6913/D7928

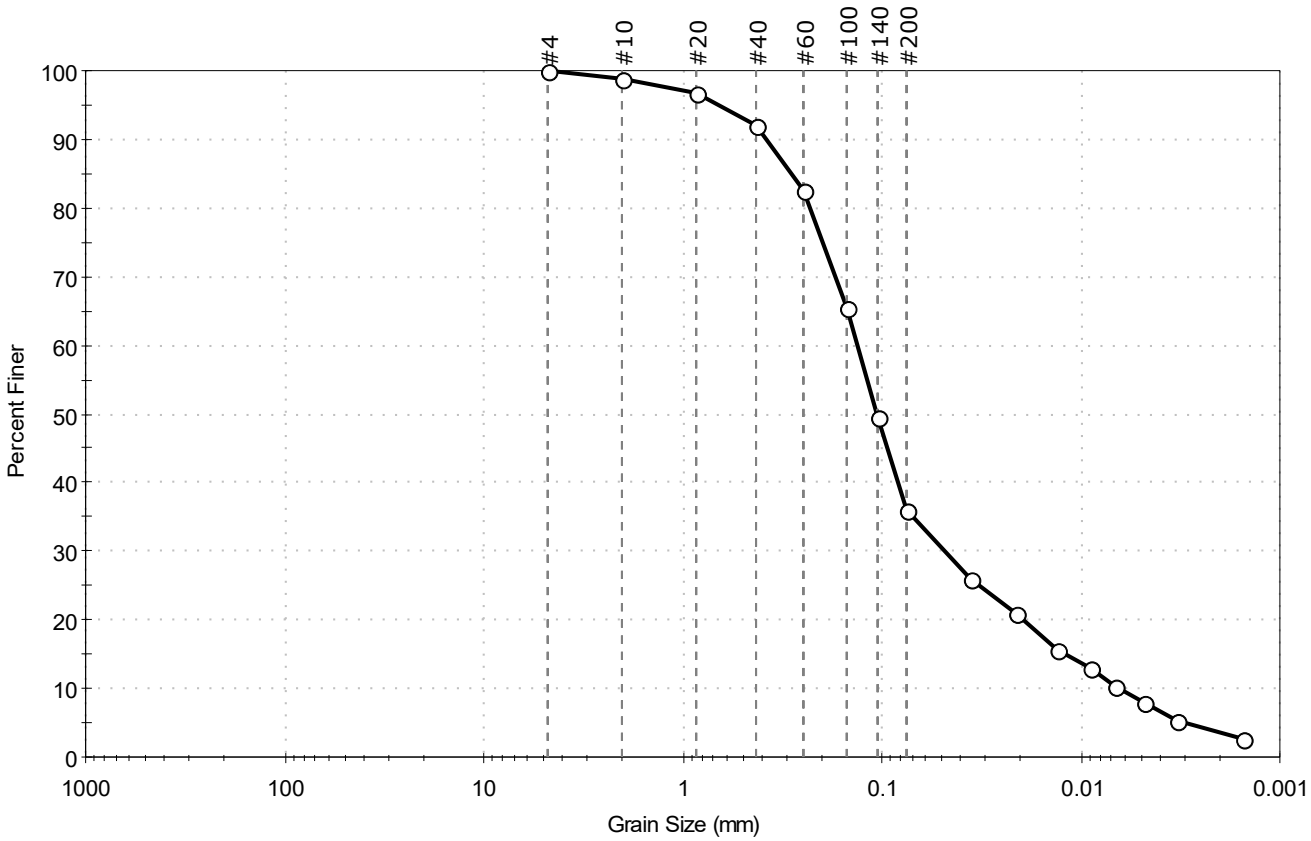


| % Cobble | % Gravel | % Sand | % Silt & Clay Size |
|---|---|---|---|
| — | 0.0 | 63.9 | 36.1 |

| Sieve Name | Sieve Size, mm | Percent Finer | Spec. Percent | Complies |
|---|---|---|---|---|
| #4 | 4.75 | 100 | | |
| #10 | 2.00 | 99 | | |
| #20 | 0.85 | 97 | | |
| #40 | 0.42 | 92 | | |
| #60 | 0.25 | 83 | | |
| #100 | 0.15 | 66 | | |
| #140 | 0.11 | 50 | | |
| #200 | 0.075 | 36 | | |
| Hydrometer | Particle Size (mm) | Percent Finer | Spec. Percent | Complies |
| --- | 0.0357 | 26 | | |
| --- | 0.0211 | 21 | | |
| --- | 0.0130 | 16 | | |
| --- | 0.0090 | 13 | | |
| --- | 0.0067 | 10 | | |
| --- | 0.0048 | 8 | | |
| --- | 0.0033 | 5 | | |
| --- | 0.0015 | 3 | | |
| | | | | |

**Coefficients**

| | |
|---|---|
| $D_{85}$ = 0.2869 mm | $D_{30}$ = 0.0477 mm |
| $D_{60}$ = 0.1328 mm | $D_{15}$ = 0.0119 mm |
| $D_{50}$ = 0.1068 mm | $D_{10}$ = 0.0063 mm |
| $C_u$ = 21.079 | $C_c$ = 2.720 |

**Classification**

ASTM N/A

AASHTO Silty Soils (A-4 (0))

**Sample/Test Description**

Sand/Gravel Particle Shape : ---

Sand/Gravel Hardness : ---

Dispersion Device : Apparatus A - Mech Mixer

Dispersion Period : 1 minute

Est. Specific Gravity : 2.65

Separation of Sample: #200 Sieve

printed 12/7/2020 3:56:57 PM

| | | | | | |
|---|---|---|---|---|---|
| Client: | AECOM | | | | |
| Project: | New Bedford Harbor LTM | | | | |
| Location: | New Bedford, MA | | | Project No: | GTX-312496 |
| Boring ID: | --- | Sample Type: | bag | Tested By: | GA |
| Sample ID: | S-139-20FSP20-02 | Test Date: | 11/09/20 | Checked By: | jsc |
| Depth : | --- | Test Id: | 583254 | | |
| Test Comment: | --- | | | | |
| Visual Description: | Moist, dark greenish gray clayey sand | | | | |
| Sample Comment: | --- | | | | |

# Particle Size Analysis - ASTM D6913

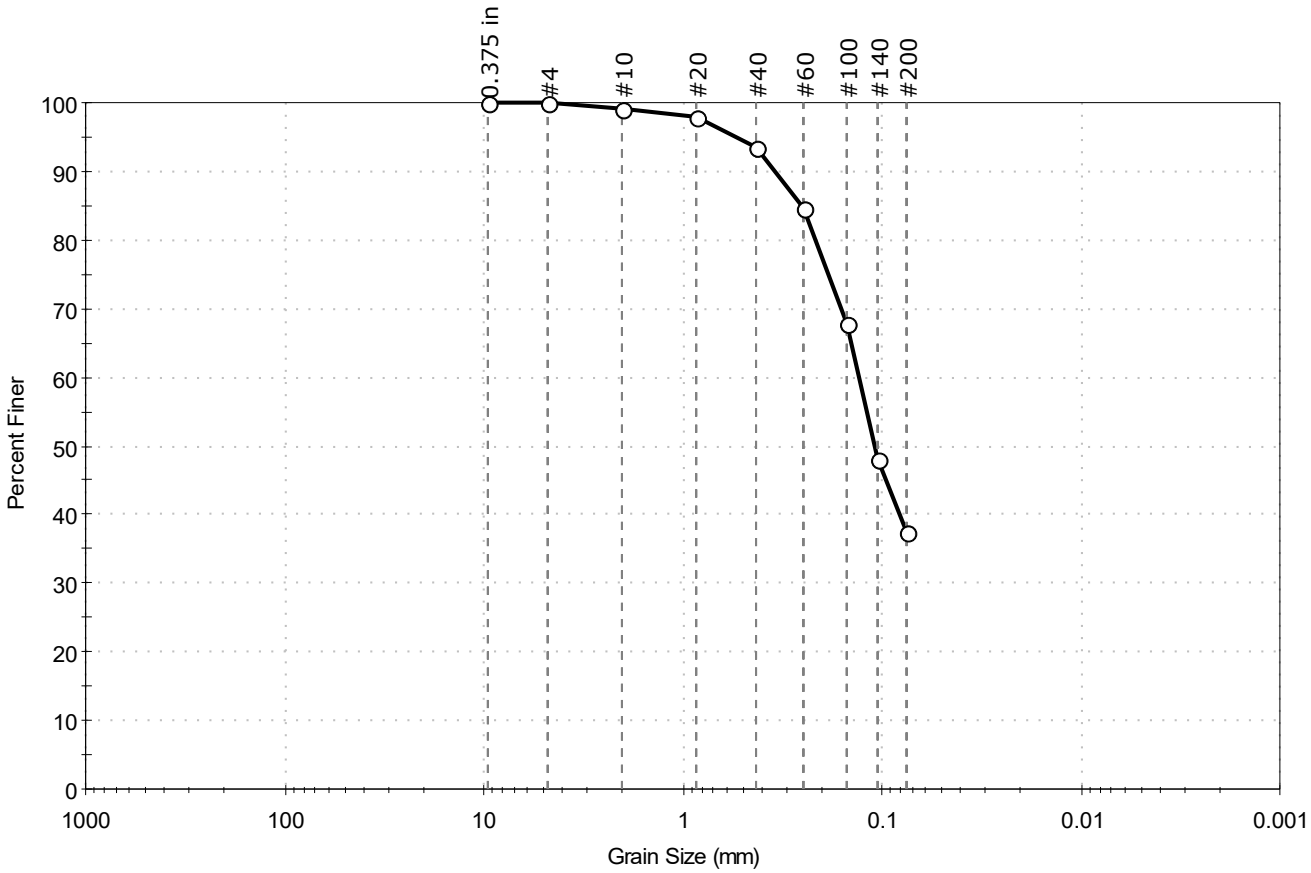


| % Cobble | % Gravel | % Sand | % Silt & Clay Size |
|---|---|---|---|
| — | 0.1 | 62.5 | 37.4 |

| Sieve Name | Sieve Size, mm | Percent Finer | Spec. Percent | Complies |
|---|---|---|---|---|
| 0.375 in | 9.50 | 100 | | |
| #4 | 4.75 | 100 | | |
| #10 | 2.00 | 99 | | |
| #20 | 0.85 | 98 | | |
| #40 | 0.42 | 94 | | |
| #60 | 0.25 | 85 | | |
| #100 | 0.15 | 68 | | |
| #140 | 0.11 | 48 | | |
| #200 | 0.075 | 37 | | |
| | | | | |
| | | | | |

**Coefficients**

$D_{85}$ = 0.2547 mm  $D_{30}$ = N/A

$D_{60}$ = 0.1305 mm  $D_{15}$ = N/A

$D_{50}$ = 0.1094 mm  $D_{10}$ = N/A

$C_u$ = N/A  $C_c$ = N/A

**Classification**

ASTM N/A

AASHTO Silty Soils (A-4 (0))

**Sample/Test Description**

Sand/Gravel Particle Shape : ---

Sand/Gravel Hardness : ---

printed 11/10/2020 11:16:05 AM

| | | | | | |
|---|---|---|---|---|---|
| Client: | AECOM | | | | |
| Project: | New Bedford Harbor LTM | | | | |
| Location: | New Bedford, MA | | | Project No: | GTX-312496 |
| Boring ID: | --- | Sample Type: | bag | Tested By: | GA |
| Sample ID: | S-139-20FSP20-03 | Test Date: | 11/04/20 | Checked By: | jsc |
| Depth : | --- | Test Id: | 583255 | | |
| Test Comment: | --- | | | | |
| Visual Description: | Moist, dark greenish gray silty sand | | | | |
| Sample Comment: | --- | | | | |

# Particle Size Analysis - ASTM D6913

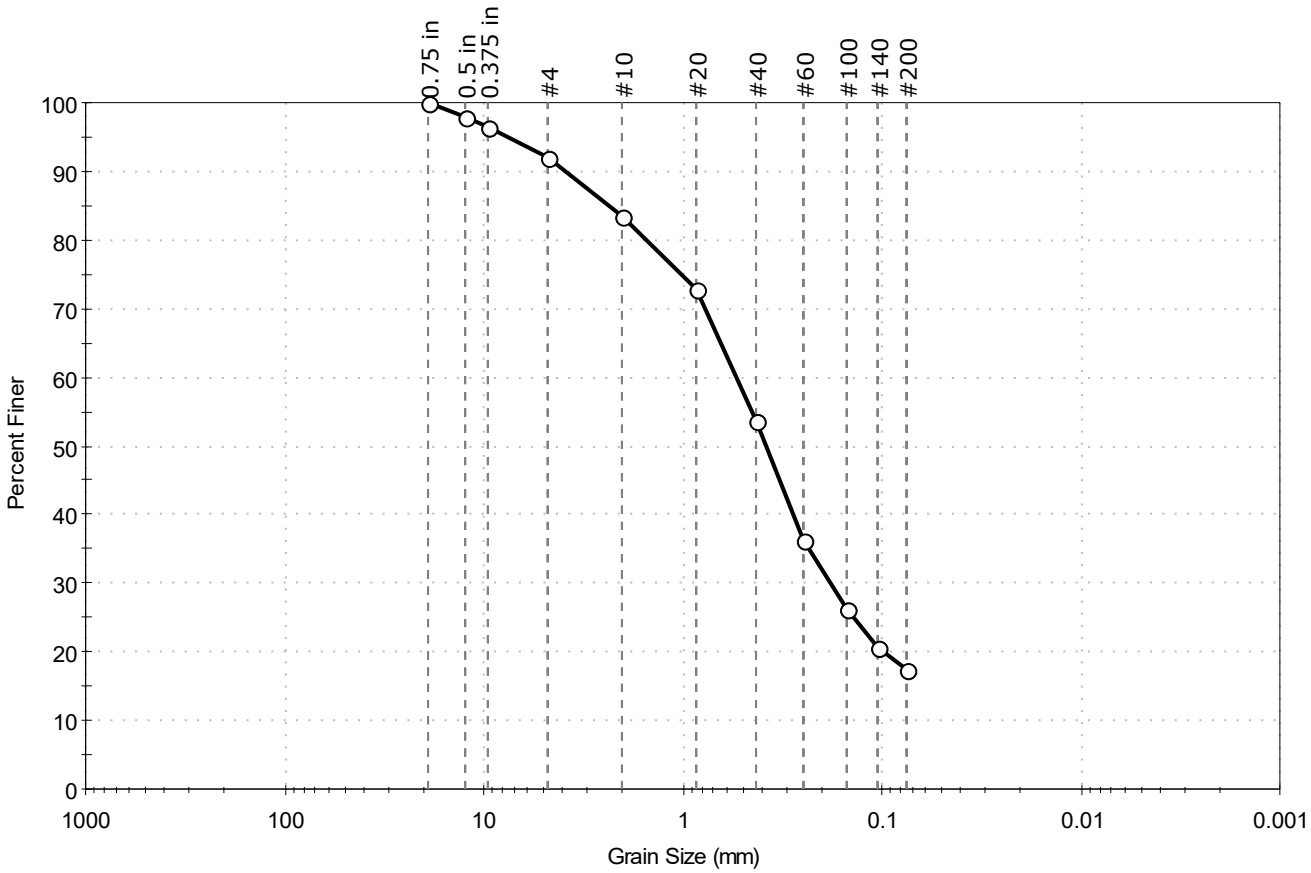


| % Cobble | % Gravel | % Sand | % Silt & Clay Size |
|---|---|---|---|
| -- | 7.8 | 74.7 | 17.5 |

| Sieve Name | Sieve Size, mm | Percent Finer | Spec. Percent | Complies |
|---|---|---|---|---|
| 0.75 in | 19.00 | 100 | | |
| 0.5 in | 12.50 | 98 | | |
| 0.375 in | 9.50 | 96 | | |
| #4 | 4.75 | 92 | | |
| #10 | 2.00 | 83 | | |
| #20 | 0.85 | 73 | | |
| #40 | 0.42 | 54 | | |
| #60 | 0.25 | 36 | | |
| #100 | 0.15 | 26 | | |
| #140 | 0.11 | 21 | | |
| #200 | 0.075 | 17 | | |
| | | | | |
| | | | | |

**Coefficients**

$D_{85}$ = 2.3290 mm  $D_{30}$ = 0.1816 mm
$D_{60}$ = 0.5332 mm  $D_{15}$ = N/A
$D_{50}$ = 0.3792 mm  $D_{10}$ = N/A
$C_u$ = N/A  $C_c$ = N/A

**Classification**

ASTM N/A

AASHTO Silty Gravel and Sand (A-2-4 (0))

**Sample/Test Description**

Sand/Gravel Particle Shape : ANGULAR

Sand/Gravel Hardness : SOFT

printed 11/10/2020 11:16:06 AM

| | | | | | |
|---|---|---|---|---|---|
| Client: | AECOM | | | | |
| Project: | New Bedford Harbor LTM | | | | |
| Location: | New Bedford, MA | | | Project No: | GTX-312496 |
| Boring ID: | --- | Sample Type: | bag | Tested By: | ckg |
| Sample ID: | S-140-20FSP20-01 | Test Date: | 12/07/20 | Checked By: | bfs |
| Depth : | --- | Test Id: | 583257 | | |
| Test Comment: | --- | | | | |
| Visual Description: | Moist, dark olive gray silt | | | | |
| Sample Comment: | Sample contains shells | | | | |

# Particle Size Analysis - ASTM D6913/D7928

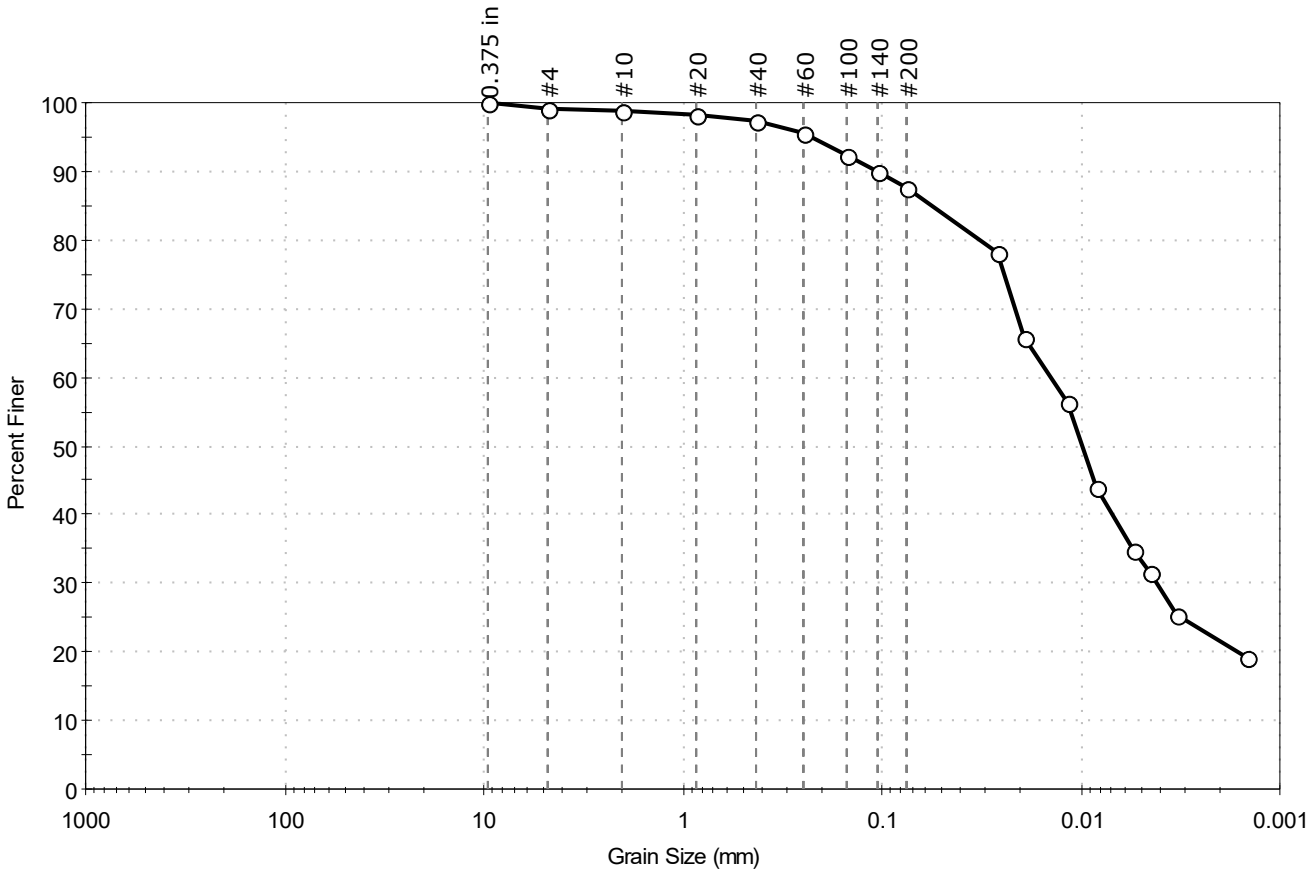


| % Cobble | % Gravel | % Sand | % Silt & Clay Size |
|---|---|---|---|
| — | 1.0 | 11.5 | 87.5 |

| Sieve Name | Sieve Size, mm | Percent Finer | Spec. Percent | Complies |
|---|---|---|---|---|
| 0.375 in | 9.50 | 100 | | |
| #4 | 4.75 | 99 | | |
| #10 | 2.00 | 99 | | |
| #20 | 0.85 | 98 | | |
| #40 | 0.42 | 97 | | |
| #60 | 0.25 | 96 | | |
| #100 | 0.15 | 92 | | |
| #140 | 0.11 | 90 | | |
| #200 | 0.075 | 88 | | |
| Hydrometer | Particle Size (mm) | Percent Finer | Spec. Percent | Complies |
| --- | 0.0263 | 78 | | |
| --- | 0.0191 | 66 | | |
| --- | 0.0116 | 56 | | |
| --- | 0.0084 | 44 | | |
| --- | 0.0054 | 35 | | |
| --- | 0.0045 | 32 | | |
| --- | 0.0033 | 25 | | |
| --- | 0.0015 | 19 | | |
| | | | | |

**Coefficients**

$D_{85}$ = 0.0566 mm  $D_{30}$ = 0.0041 mm
$D_{60}$ = 0.0141 mm  $D_{15}$ = N/A
$D_{50}$ = 0.0098 mm  $D_{10}$ = N/A
$C_u$ = N/A  $C_c$ = N/A

**Classification**

ASTM N/A

AASHTO Silty Soils (A-4 (0))

**Sample/Test Description**

Sand/Gravel Particle Shape : ---
Sand/Gravel Hardness : ---
Dispersion Device : Apparatus A - Mech Mixer
Dispersion Period : 1 minute
Est. Specific Gravity : 2.65
Separation of Sample: #200 Sieve

printed 12/7/2020 3:57:00 PM

| | | | | | |
|---|---|---|---|---|---|
| Client: | AECOM | | | | |
| Project: | New Bedford Harbor LTM | | | | |
| Location: | New Bedford, MA | | | Project No: | GTX-312496 |
| Boring ID: | --- | Sample Type: | bag | Tested By: | GA |
| Sample ID: | S-140-20FSP20-02 | Test Date: | 11/06/20 | Checked By: | jsc |
| Depth : | --- | Test Id: | 583258 | | |
| Test Comment: | --- | | | | |
| Visual Description: | Wet, very dark greenish gray clay with sand | | | | |
| Sample Comment: | --- | | | | |

# Particle Size Analysis - ASTM D6913

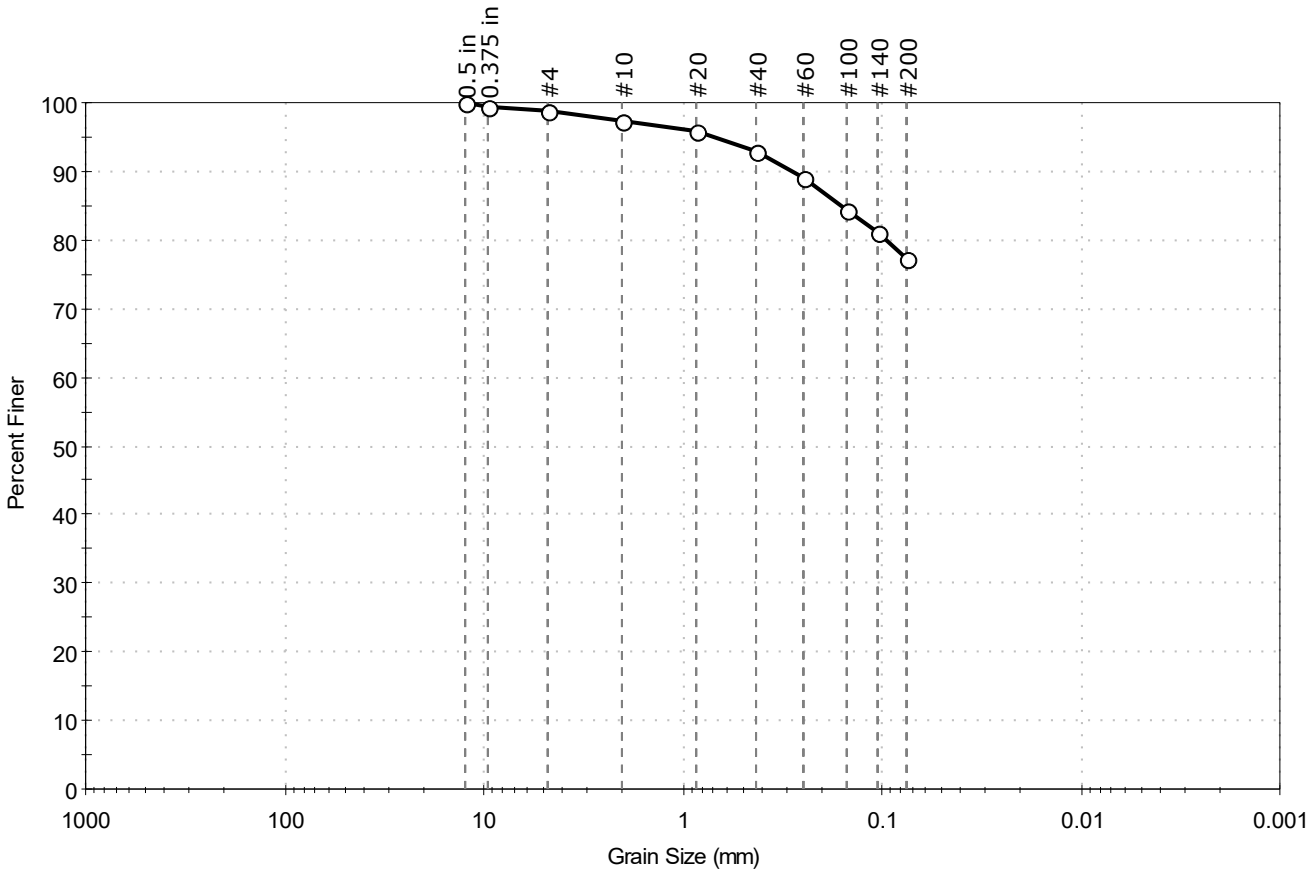


| % Cobble | % Gravel | % Sand | % Silt & Clay Size |
|---|---|---|---|
| -- | 1.1 | 21.5 | 77.4 |

| Sieve Name | Sieve Size, mm | Percent Finer | Spec. Percent | Complies |
|---|---|---|---|---|
| 0.5 in | 12.50 | 100 | | |
| 0.375 in | 9.50 | 99 | | |
| #4 | 4.75 | 99 | | |
| #10 | 2.00 | 97 | | |
| #20 | 0.85 | 96 | | |
| #40 | 0.42 | 93 | | |
| #60 | 0.25 | 89 | | |
| #100 | 0.15 | 84 | | |
| #140 | 0.11 | 81 | | |
| #200 | 0.075 | 77 | | |
| | | | | |
| | | | | |

**Coefficients**

| | |
|---|---|
| $D_{85}$ = 0.1591 mm | $D_{30}$ = N/A |
| $D_{60}$ = N/A | $D_{15}$ = N/A |
| $D_{50}$ = N/A | $D_{10}$ = N/A |
| $C_u$ = N/A | $C_c$ = N/A |

**Classification**

ASTM N/A

AASHTO Silty Soils (A-4 (0))

**Sample/Test Description**

Sand/Gravel Particle Shape : ---

Sand/Gravel Hardness : ---

printed 11/10/2020 11:16:07 AM

| | | | | | |
|---|---|---|---|---|---|
| Client: | AECOM | | | | |
| Project: | New Bedford Harbor LTM | | | | |
| Location: | New Bedford, MA | | | Project No: | GTX-312496 |
| Boring ID: | --- | Sample Type: | bag | Tested By: | GA |
| Sample ID: | S-140-20FSP20-03 | Test Date: | 11/09/20 | Checked By: | jsc |
| Depth : | --- | Test Id: | 583259 | | |
| Test Comment: | --- | | | | |
| Visual Description: | Wet, very dark greenish gray clay | | | | |
| Sample Comment: | --- | | | | |

# Particle Size Analysis - ASTM D6913

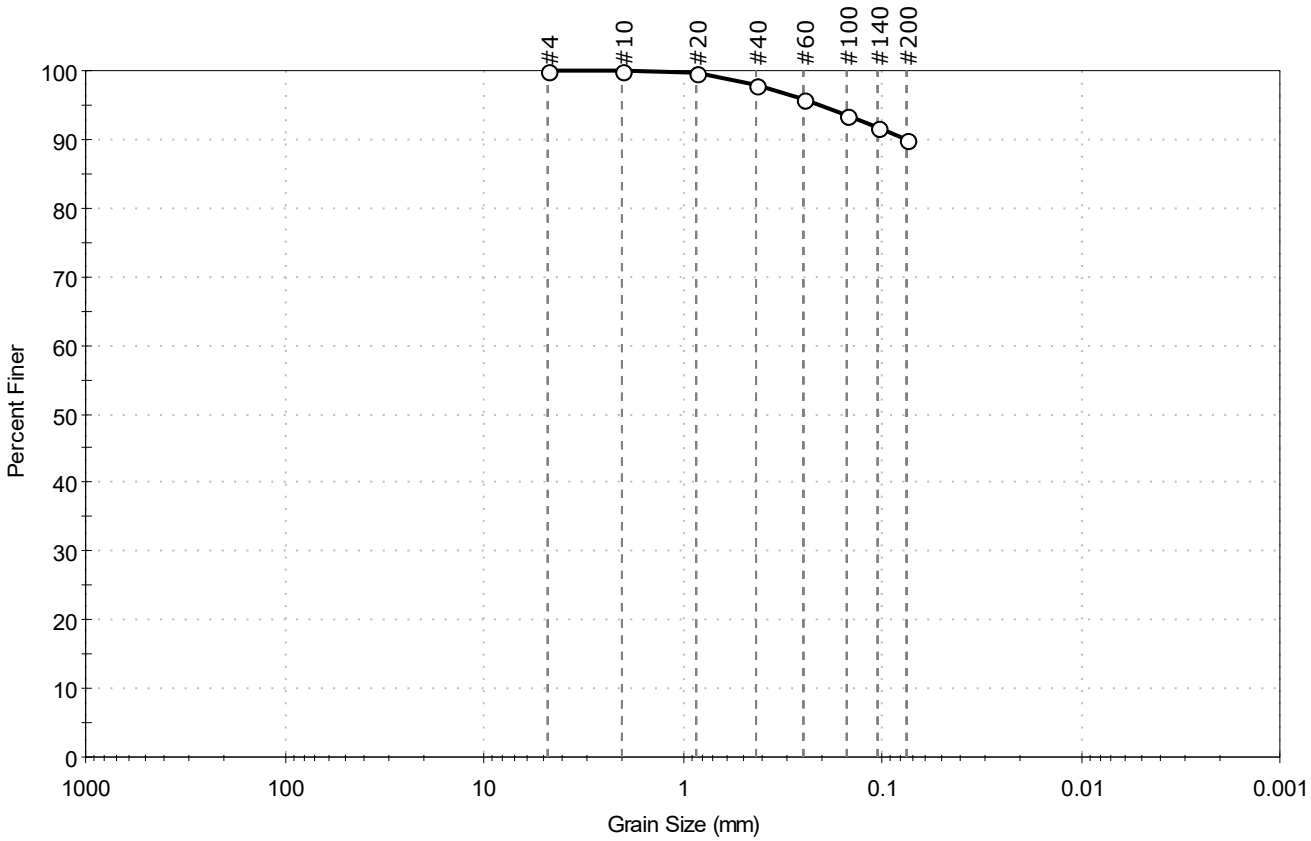


| % Cobble | % Gravel | % Sand | % Silt & Clay Size |
|---|---|---|---|
| -- | 0.0 | 10.1 | 89.9 |

| Sieve Name | Sieve Size, mm | Percent Finer | Spec. Percent | Complies |
|---|---|---|---|---|
| #4 | 4.75 | 100 | | |
| #10 | 2.00 | 100 | | |
| #20 | 0.85 | 100 | | |
| #40 | 0.42 | 98 | | |
| #60 | 0.25 | 96 | | |
| #100 | 0.15 | 93 | | |
| #140 | 0.11 | 92 | | |
| #200 | 0.075 | 90 | | |
| | | | | |
| | | | | |

**Coefficients**

$D_{85}$ = N/A  $D_{30}$ = N/A
$D_{60}$ = N/A  $D_{15}$ = N/A
$D_{50}$ = N/A  $D_{10}$ = N/A
$C_u$ = N/A  $C_c$ = N/A

**Classification**

ASTM N/A

AASHTO Silty Soils (A-4 (0))

**Sample/Test Description**

Sand/Gravel Particle Shape : ---

Sand/Gravel Hardness : ---

printed 11/10/2020 11:16:07 AM

| | | | | | |
|---|---|---|---|---|---|
| Client: | AECOM | | | | |
| Project: | New Bedford Harbor LTM | | | | |
| Location: | New Bedford, MA | | | Project No: | GTX-312496 |
| Boring ID: | --- | Sample Type: | bag | Tested By: | ckg |
| Sample ID: | S-146-20FSP20-01 | Test Date: | 12/07/20 | Checked By: | bfs |
| Depth : | --- | Test Id: | 583261 | | |
| Test Comment: | --- | | | | |
| Visual Description: | Moist, very dark gray sandy clay | | | | |
| Sample Comment: | Sample contains shells | | | | |

# Particle Size Analysis - ASTM D6913/D7928

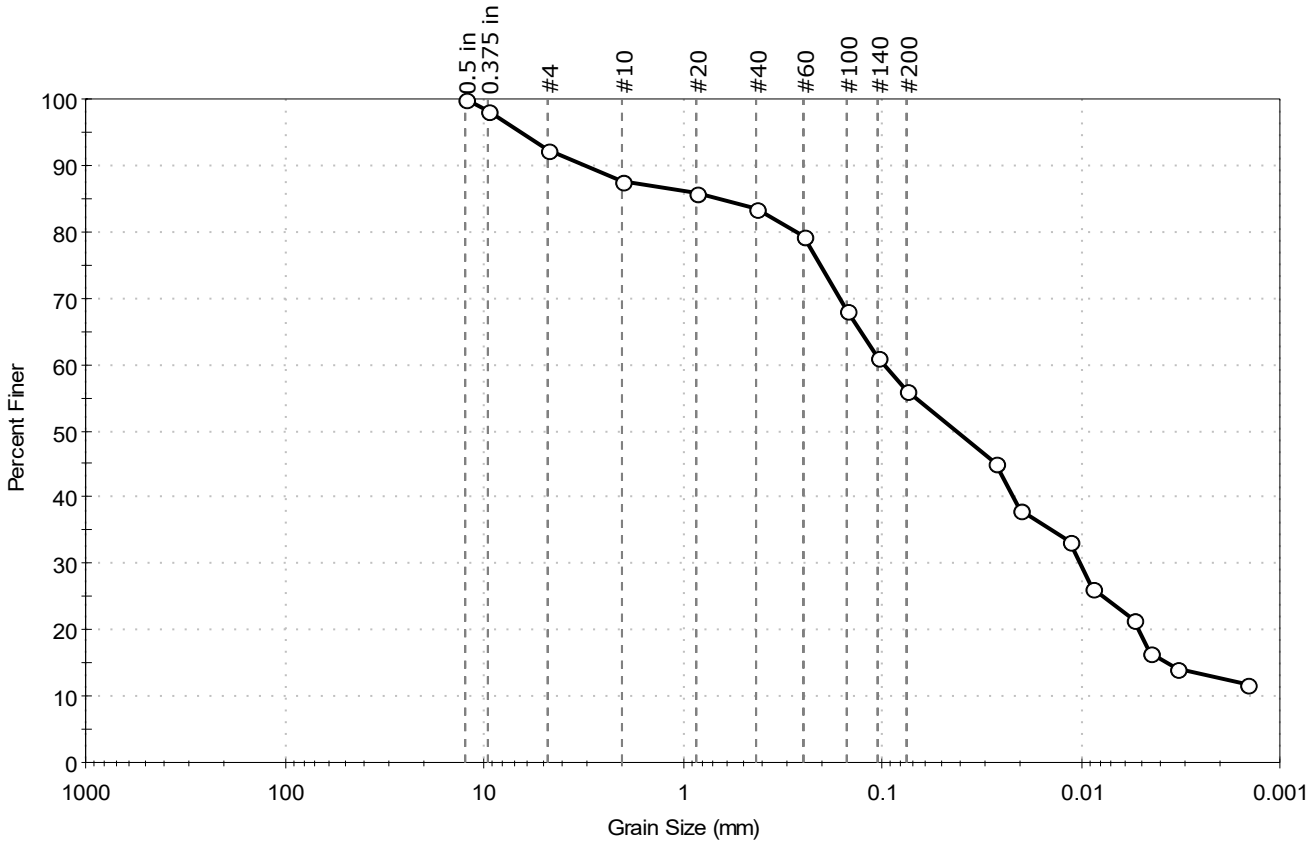


| % Cobble | % Gravel | % Sand | % Silt & Clay Size |
|---|---|---|---|
| — | 7.7 | 36.3 | 56.0 |

| Sieve Name | Sieve Size, mm | Percent Finer | Spec. Percent | Complies |
|---|---|---|---|---|
| 0.5 in | 12.50 | 100 | | |
| 0.375 in | 9.50 | 98 | | |
| #4 | 4.75 | 92 | | |
| #10 | 2.00 | 87 | | |
| #20 | 0.85 | 86 | | |
| #40 | 0.42 | 84 | | |
| #60 | 0.25 | 79 | | |
| #100 | 0.15 | 68 | | |
| #140 | 0.11 | 61 | | |
| #200 | 0.075 | 56 | | |
| Hydrometer | Particle Size (mm) | Percent Finer | Spec. Percent | Complies |
| --- | 0.0269 | 45 | | |
| --- | 0.0204 | 38 | | |
| --- | 0.0115 | 33 | | |
| --- | 0.0088 | 26 | | |
| --- | 0.0054 | 21 | | |
| --- | 0.0045 | 17 | | |
| --- | 0.0033 | 14 | | |
| --- | 0.0015 | 12 | | |
| | | | | |

**Coefficients**

$D_{85}$ = 0.6596 mm  $D_{30}$ = 0.0102 mm
$D_{60}$ = 0.0980 mm  $D_{15}$ = 0.0037 mm
$D_{50}$ = 0.0424 mm  $D_{10}$ = N/A
$C_u$ = N/A  $C_c$ = N/A

**Classification**

ASTM N/A

AASHTO Silty Soils (A-4 (0))

**Sample/Test Description**

Sand/Gravel Particle Shape : ANGULAR
Sand/Gravel Hardness : HARD
Dispersion Device : Apparatus A - Mech Mixer
Dispersion Period : 1 minute
Est. Specific Gravity : 2.65
Separation of Sample: #200 Sieve

printed 12/7/2020 3:57:03 PM

| | | | | | |
|---|---|---|---|---|---|
| Client: | AECOM | | | | |
| Project: | New Bedford Harbor LTM | | | | |
| Location: | New Bedford, MA | | | Project No: | GTX-312496 |
| Boring ID: | --- | Sample Type: | bag | Tested By: | GA |
| Sample ID: | S-146-20FSP20-02 | Test Date: | 11/04/20 | Checked By: | jsc |
| Depth : | --- | Test Id: | 583262 | | |
| Test Comment: | --- | | | | |
| Visual Description: | Moist, dark greenish gray clay with sand | | | | |
| Sample Comment: | --- | | | | |

# Particle Size Analysis - ASTM D6913

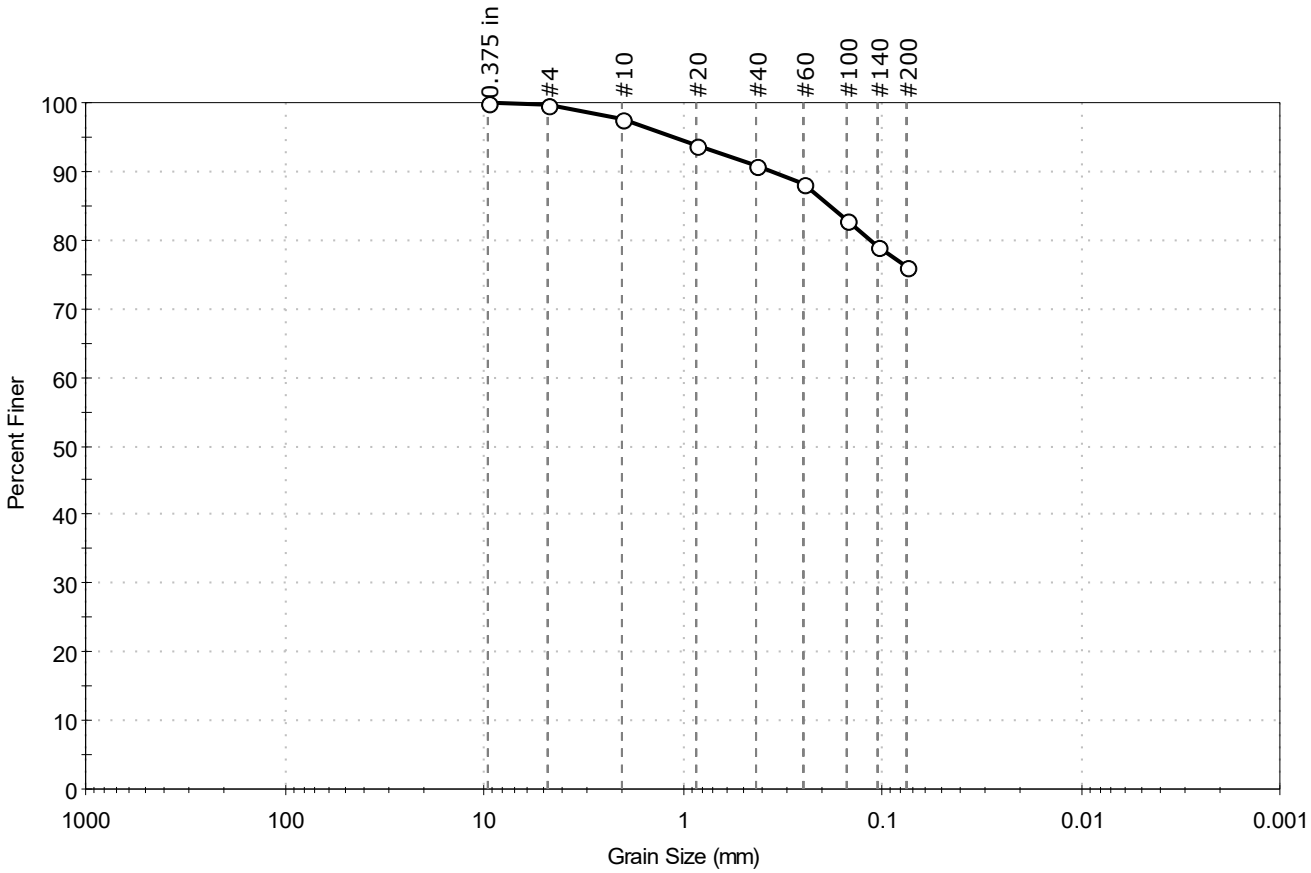


| % Cobble | % Gravel | % Sand | % Silt & Clay Size |
|---|---|---|---|
| -- | 0.3 | 23.4 | 76.3 |

| Sieve Name | Sieve Size, mm | Percent Finer | Spec. Percent | Complies |
|---|---|---|---|---|
| 0.375 in | 9.50 | 100 | | |
| #4 | 4.75 | 100 | | |
| #10 | 2.00 | 98 | | |
| #20 | 0.85 | 94 | | |
| #40 | 0.42 | 91 | | |
| #60 | 0.25 | 88 | | |
| #100 | 0.15 | 83 | | |
| #140 | 0.11 | 79 | | |
| #200 | 0.075 | 76 | | |
| | | | | |
| | | | | |

**Coefficients**

$D_{85}$ = 0.1854 mm  $D_{30}$ = N/A
$D_{60}$ = N/A  $D_{15}$ = N/A
$D_{50}$ = N/A  $D_{10}$ = N/A
$C_u$ = N/A  $C_c$ = N/A

**Classification**

ASTM N/A

AASHTO Silty Soils (A-4 (0))

**Sample/Test Description**

Sand/Gravel Particle Shape : ---

Sand/Gravel Hardness : ---

printed 11/10/2020 11:16:08 AM

| | | | | | |
|---|---|---|---|---|---|
| Client: | AECOM | | | | |
| Project: | New Bedford Harbor LTM | | | | |
| Location: | New Bedford, MA | | | Project No: | GTX-312496 |
| Boring ID: | --- | Sample Type: | bag | Tested By: | GA |
| Sample ID: | S-146-20FSP20-03 | Test Date: | 11/09/20 | Checked By: | jsc |
| Depth : | --- | Test Id: | 583263 | | |
| Test Comment: | --- | | | | |
| Visual Description: | Wet, very dark greenish gray clay with sand | | | | |
| Sample Comment: | --- | | | | |

# Particle Size Analysis - ASTM D6913

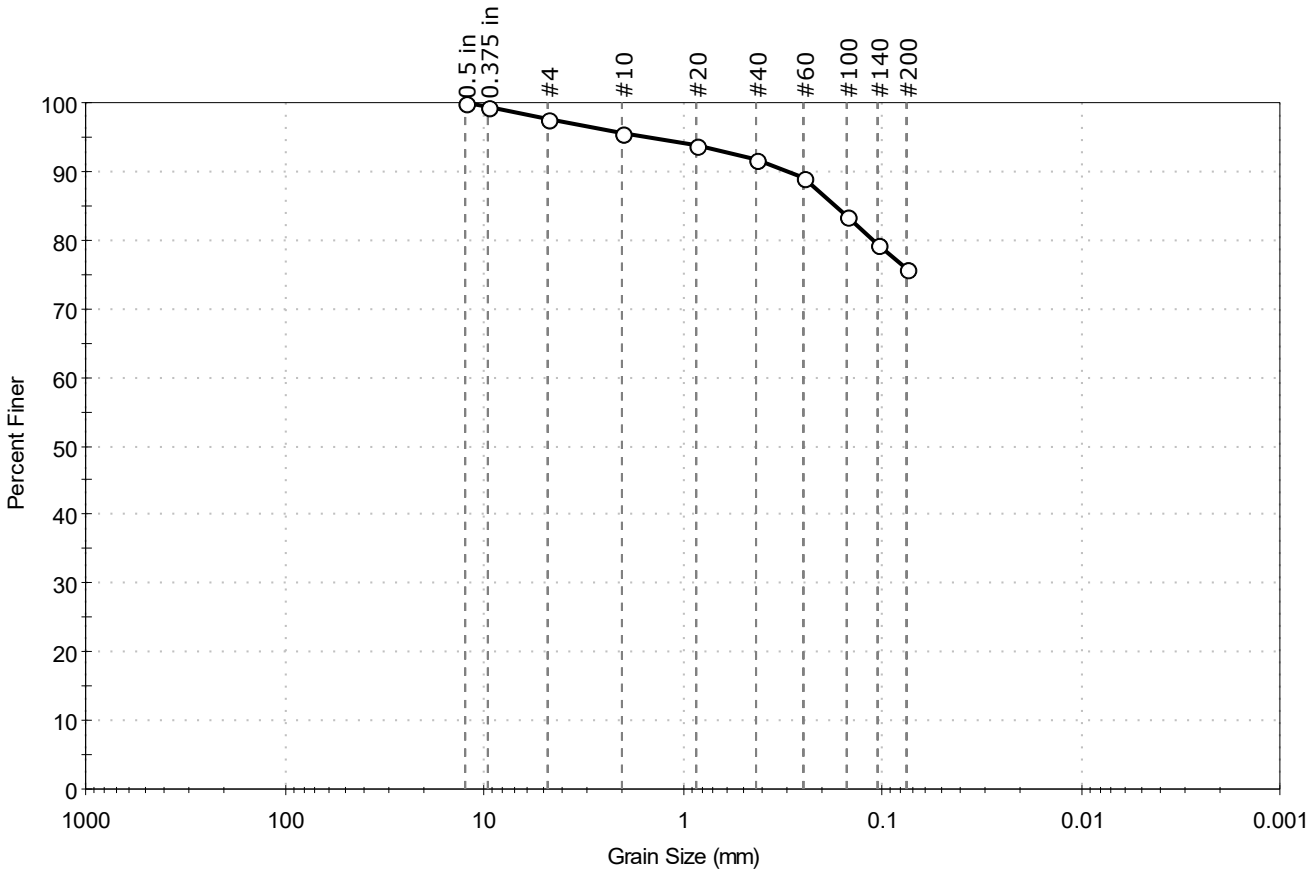


| % Cobble | % Gravel | % Sand | % Silt & Clay Size |
|---|---|---|---|
| — | 2.2 | 22.0 | 75.8 |

| Sieve Name | Sieve Size, mm | Percent Finer | Spec. Percent | Complies |
|---|---|---|---|---|
| 0.5 in | 12.50 | 100 | | |
| 0.375 in | 9.50 | 99 | | |
| #4 | 4.75 | 98 | | |
| #10 | 2.00 | 96 | | |
| #20 | 0.85 | 94 | | |
| #40 | 0.42 | 92 | | |
| #60 | 0.25 | 89 | | |
| #100 | 0.15 | 83 | | |
| #140 | 0.11 | 79 | | |
| #200 | 0.075 | 76 | | |
| | | | | |
| | | | | |

**Coefficients**

| | |
|---|---|
| $D_{85}$ = 0.1741 mm | $D_{30}$ = N/A |
| $D_{60}$ = N/A | $D_{15}$ = N/A |
| $D_{50}$ = N/A | $D_{10}$ = N/A |
| $C_u$ = N/A | $C_c$ = N/A |

**Classification**

ASTM N/A

AASHTO Silty Soils (A-4 (0))

**Sample/Test Description**

Sand/Gravel Particle Shape : ---

Sand/Gravel Hardness : ---

printed 11/10/2020 11:16:08 AM

| | | | | | |
|---|---|---|---|---|---|
| Client: | AECOM | | | | |
| Project: | New Bedford Harbor LTM | | | | |
| Location: | New Bedford, MA | | | Project No: | GTX-312496 |
| Boring ID: | --- | Sample Type: | bag | Tested By: | ckg |
| Sample ID: | S-147-20FSP20-01 | Test Date: | 11/20/20 | Checked By: | bfs |
| Depth : | --- | Test Id: | 583265 | | |
| Test Comment: | --- | | | | |
| Visual Description: | Moist, very dark gray silty sand | | | | |
| Sample Comment: | --- | | | | |

# Particle Size Analysis - ASTM D6913/D7928

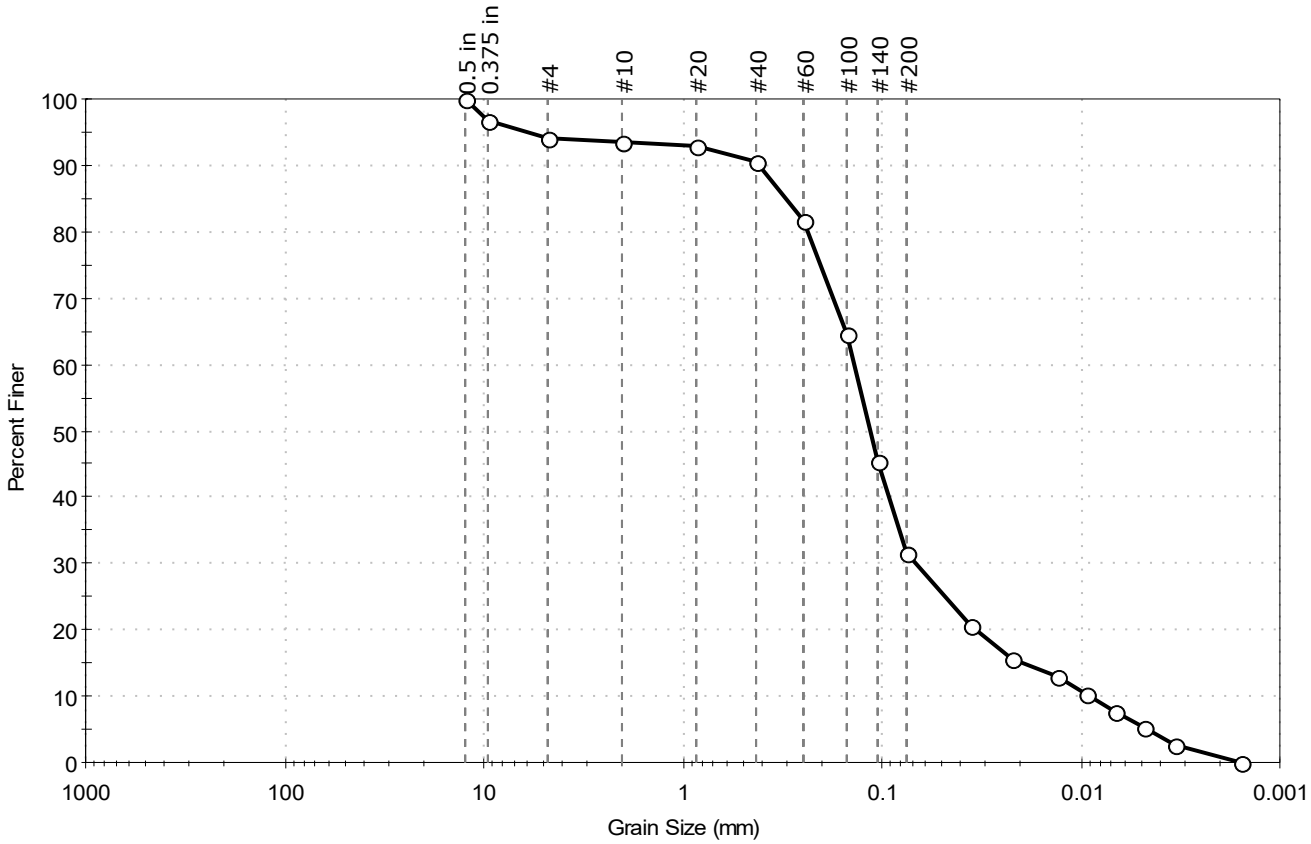


| % Cobble | % Gravel | % Sand | % Silt & Clay Size |
|---|---|---|---|
| — | 5.8 | 62.6 | 31.6 |

| Sieve Name | Sieve Size, mm | Percent Finer | Spec. Percent | Complies |
|---|---|---|---|---|
| 0.5 in | 12.50 | 100 | | |
| 0.375 in | 9.50 | 97 | | |
| #4 | 4.75 | 94 | | |
| #10 | 2.00 | 93 | | |
| #20 | 0.85 | 93 | | |
| #40 | 0.42 | 90 | | |
| #60 | 0.25 | 82 | | |
| #100 | 0.15 | 65 | | |
| #140 | 0.11 | 45 | | |
| #200 | 0.075 | 32 | | |
| Hydrometer | Particle Size (mm) | Percent Finer | Spec. Percent | Complies |
| --- | 0.0361 | 21 | | |
| --- | 0.0221 | 16 | | |
| --- | 0.0133 | 13 | | |
| --- | 0.0095 | 10 | | |
| --- | 0.0067 | 8 | | |
| --- | 0.0048 | 5 | | |
| --- | 0.0034 | 3 | | |
| --- | 0.0016 | 0 | | |
| | | | | |

**Coefficients**

| | |
|---|---|
| $D_{85}$ = 0.3053 mm | $D_{30}$ = 0.0672 mm |
| $D_{60}$ = 0.1383 mm | $D_{15}$ = 0.0200 mm |
| $D_{50}$ = 0.1154 mm | $D_{10}$ = 0.0091 mm |
| $C_u$ = 15.198 | $C_c$ = 3.588 |

**Classification**

ASTM N/A

AASHTO Silty Gravel and Sand (A-2-4 (0))

**Sample/Test Description**

Sand/Gravel Particle Shape : ANGULAR

Sand/Gravel Hardness : HARD

Dispersion Device : Apparatus A - Mech Mixer

Dispersion Period : 1 minute

Est. Specific Gravity : 2.65

Separation of Sample: #200 Sieve

printed 12/7/2020 3:57:06 PM

| | | | | | |
|---|---|---|---|---|---|
| Client: | AECOM | | | | |
| Project: | New Bedford Harbor LTM | | | | |
| Location: | New Bedford, MA | | | Project No: | GTX-312496 |
| Boring ID: | --- | Sample Type: | bag | Tested By: | GA |
| Sample ID: | S-147-20FSP20-02 | Test Date: | 11/06/20 | Checked By: | jsc |
| Depth : | --- | Test Id: | 583266 | | |
| Test Comment: | --- | | | | |
| Visual Description: | Moist, dark greenish gray silty sand | | | | |
| Sample Comment: | --- | | | | |

# Particle Size Analysis - ASTM D6913

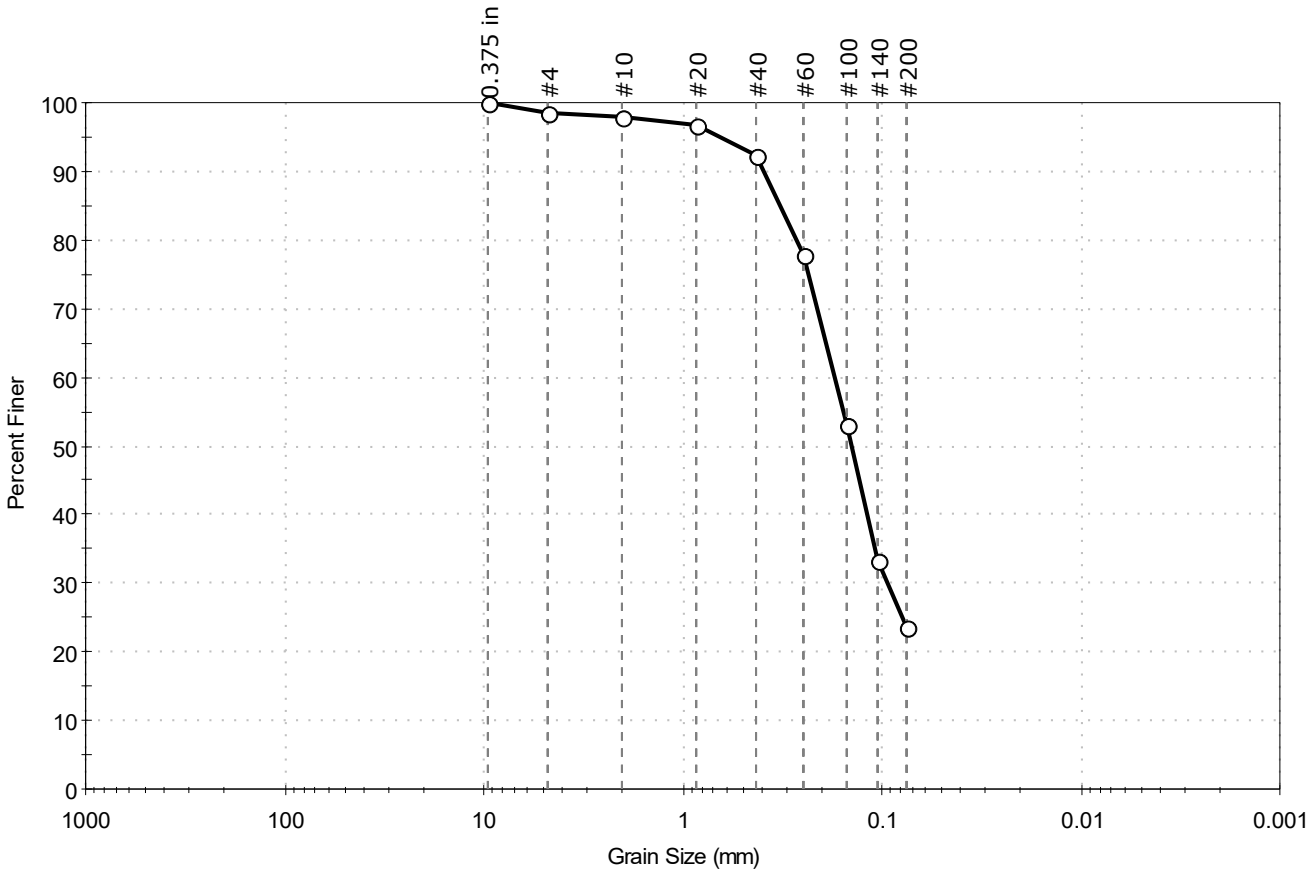


| % Cobble | % Gravel | % Sand | % Silt & Clay Size |
|---|---|---|---|
| — | 1.6 | 74.9 | 23.5 |

| Sieve Name | Sieve Size, mm | Percent Finer | Spec. Percent | Complies |
|---|---|---|---|---|
| 0.375 in | 9.50 | 100 | | |
| #4 | 4.75 | 98 | | |
| #10 | 2.00 | 98 | | |
| #20 | 0.85 | 97 | | |
| #40 | 0.42 | 92 | | |
| #60 | 0.25 | 78 | | |
| #100 | 0.15 | 53 | | |
| #140 | 0.11 | 33 | | |
| #200 | 0.075 | 24 | | |
| | | | | |
| | | | | |

**Coefficients**

$D_{85}$ = 0.3243 mm  $D_{30}$ = 0.0940 mm

$D_{60}$ = 0.1727 mm  $D_{15}$ = N/A

$D_{50}$ = 0.1418 mm  $D_{10}$ = N/A

$C_u$ = N/A  $C_c$ = N/A

**Classification**

ASTM N/A

AASHTO Silty Gravel and Sand (A-2-4 (0))

**Sample/Test Description**

Sand/Gravel Particle Shape : ---

Sand/Gravel Hardness : ---

printed 11/10/2020 11:16:09 AM

| | | | | | |
|---|---|---|---|---|---|
| Client: | AECOM | | | | |
| Project: | New Bedford Harbor LTM | | | | |
| Location: | New Bedford, MA | | | Project No: | GTX-312496 |
| Boring ID: | --- | Sample Type: | bag | Tested By: | GA |
| Sample ID: | S-147-20FSP20-03 | Test Date: | 11/04/20 | Checked By: | jsc |
| Depth : | --- | Test Id: | 583267 | | |
| Test Comment: | --- | | | | |
| Visual Description: | Moist, very dark greenish gray silty sand | | | | |
| Sample Comment: | --- | | | | |

# Particle Size Analysis - ASTM D6913

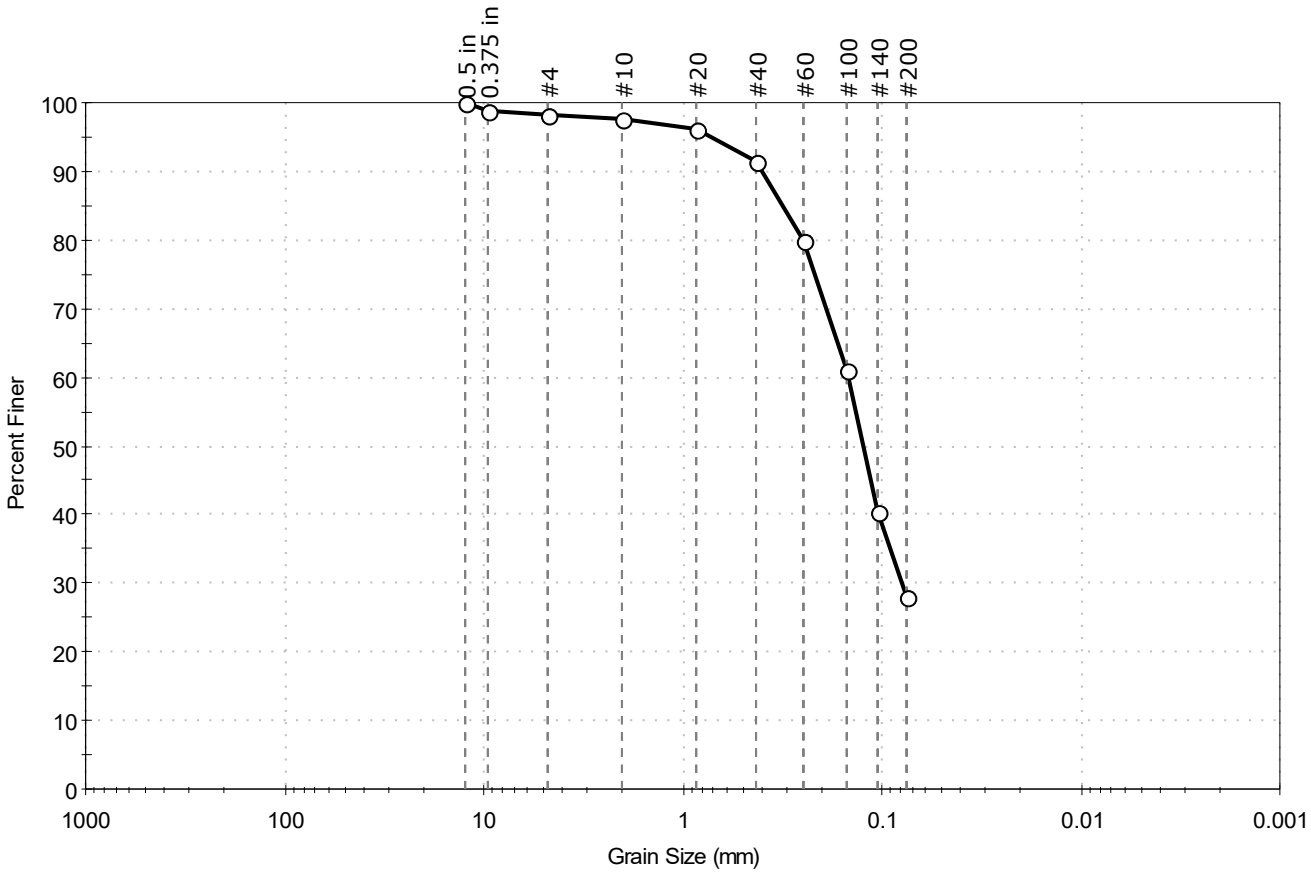


| % Cobble | % Gravel | % Sand | % Silt & Clay Size |
|---|---|---|---|
| — | 1.8 | 70.1 | 28.1 |

| Sieve Name | Sieve Size, mm | Percent Finer | Spec. Percent | Complies |
|---|---|---|---|---|
| 0.5 in | 12.50 | 100 | | |
| 0.375 in | 9.50 | 99 | | |
| #4 | 4.75 | 98 | | |
| #10 | 2.00 | 98 | | |
| #20 | 0.85 | 96 | | |
| #40 | 0.42 | 92 | | |
| #60 | 0.25 | 80 | | |
| #100 | 0.15 | 61 | | |
| #140 | 0.11 | 40 | | |
| #200 | 0.075 | 28 | | |
| | | | | |
| | | | | |

**Coefficients**

$D_{85}$ = 0.3149 mm  $D_{30}$ = 0.0792 mm

$D_{60}$ = 0.1471 mm  $D_{15}$ = N/A

$D_{50}$ = 0.1244 mm  $D_{10}$ = N/A

$C_u$ = N/A  $C_c$ = N/A

**Classification**

ASTM N/A

AASHTO Silty Gravel and Sand (A-2-4 (0))

**Sample/Test Description**

Sand/Gravel Particle Shape : ---

Sand/Gravel Hardness : ---

printed 11/10/2020 11:16:10 AM

| | | | | | |
|---|---|---|---|---|---|
| Client: | AECOM | | | | |
| Project: | New Bedford Harbor LTM | | | | |
| Location: | New Bedford, MA | | | Project No: | GTX-312496 |
| Boring ID: | --- | Sample Type: | bag | Tested By: | ckg |
| Sample ID: | S-150-20FSP20-01 | Test Date: | 11/19/20 | Checked By: | bfs |
| Depth : | --- | Test Id: | 583269 | | |
| Test Comment: | --- | | | | |
| Visual Description: | Moist, very dark gray silt with sand | | | | |
| Sample Comment: | Sample contains shells | | | | |

# Particle Size Analysis - ASTM D6913/D7928

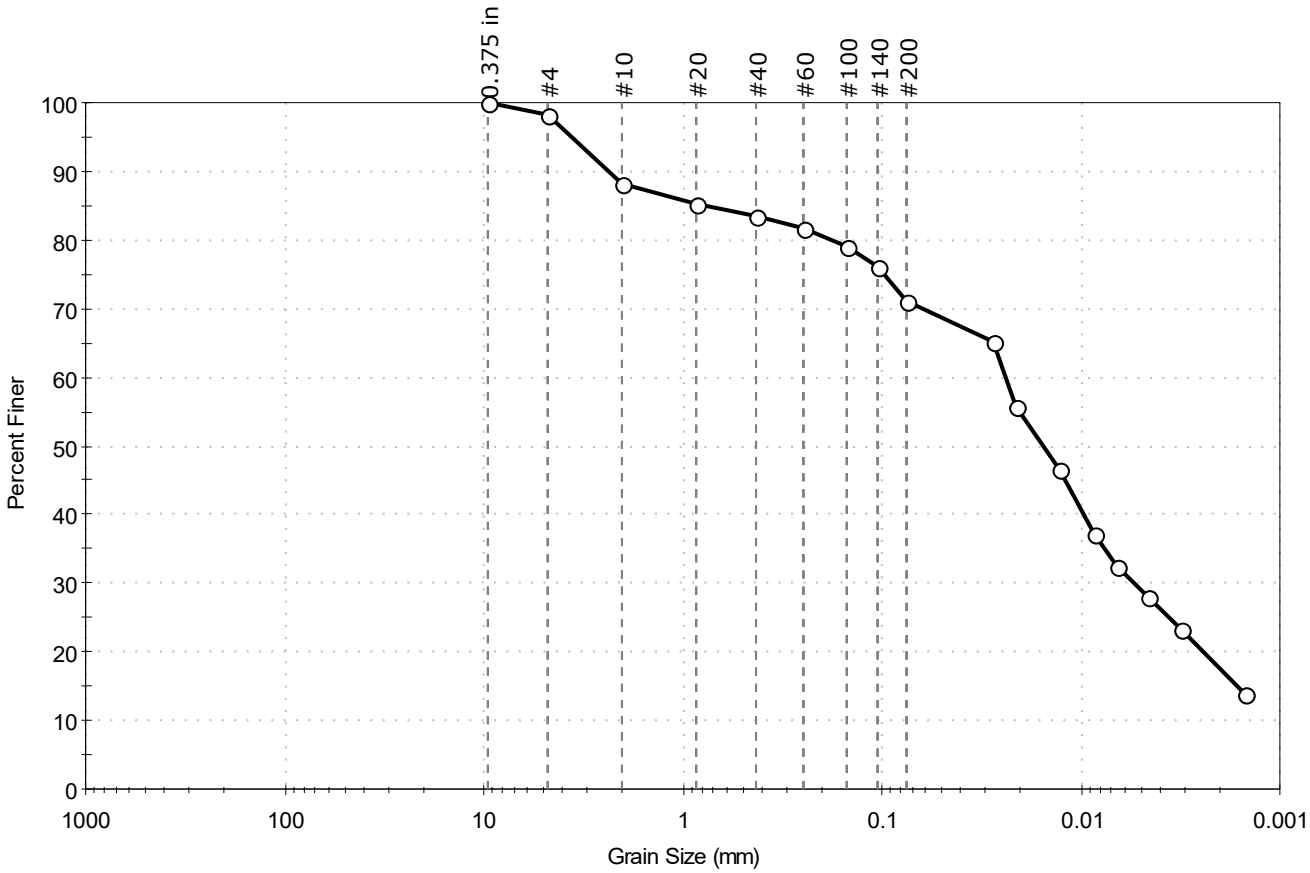


| % Cobble | % Gravel | % Sand | % Silt & Clay Size |
|---|---|---|---|
| -- | 1.8 | 27.1 | 71.1 |

| Sieve Name | Sieve Size, mm | Percent Finer | Spec. Percent | Complies |
|---|---|---|---|---|
| 0.375 in | 9.50 | 100 | | |
| #4 | 4.75 | 98 | | |
| #10 | 2.00 | 88 | | |
| #20 | 0.85 | 85 | | |
| #40 | 0.42 | 84 | | |
| #60 | 0.25 | 82 | | |
| #100 | 0.15 | 79 | | |
| #140 | 0.11 | 76 | | |
| #200 | 0.075 | 71 | | |
| Hydrometer | Particle Size (mm) | Percent Finer | Spec. Percent | Complies |
| --- | 0.0276 | 65 | | |
| --- | 0.0214 | 56 | | |
| --- | 0.0130 | 47 | | |
| --- | 0.0085 | 37 | | |
| --- | 0.0066 | 33 | | |
| --- | 0.0046 | 28 | | |
| --- | 0.0032 | 23 | | |
| --- | 0.0015 | 14 | | |
| | | | | |

**Coefficients**

$D_{85}$ = 0.8069 mm  $D_{30}$ = 0.0054 mm
$D_{60}$ = 0.0240 mm  $D_{15}$ = 0.0016 mm
$D_{50}$ = 0.0156 mm  $D_{10}$ = N/A
$C_u$ = N/A  $C_c$ = N/A

**Classification**

ASTM N/A

AASHTO Silty Soils (A-4 (0))

**Sample/Test Description**

Sand/Gravel Particle Shape : ANGULAR
Sand/Gravel Hardness : HARD
Dispersion Device : Apparatus A - Mech Mixer
Dispersion Period : 1 minute
Est. Specific Gravity : 2.65
Separation of Sample: #200 Sieve

printed 12/7/2020 3:57:09 PM

| | | | | | |
|---|---|---|---|---|---|
| Client: | AECOM | | | | |
| Project: | New Bedford Harbor LTM | | | | |
| Location: | New Bedford, MA | | | Project No: | GTX-312496 |
| Boring ID: | --- | Sample Type: | bag | Tested By: | GA |
| Sample ID: | S-150-20FSP20-02 | Test Date: | 11/06/20 | Checked By: | jsc |
| Depth : | --- | Test Id: | 583270 | | |
| Test Comment: | --- | | | | |
| Visual Description: | Moist, dark greenish gray sandy clay | | | | |
| Sample Comment: | --- | | | | |

# Particle Size Analysis - ASTM D6913

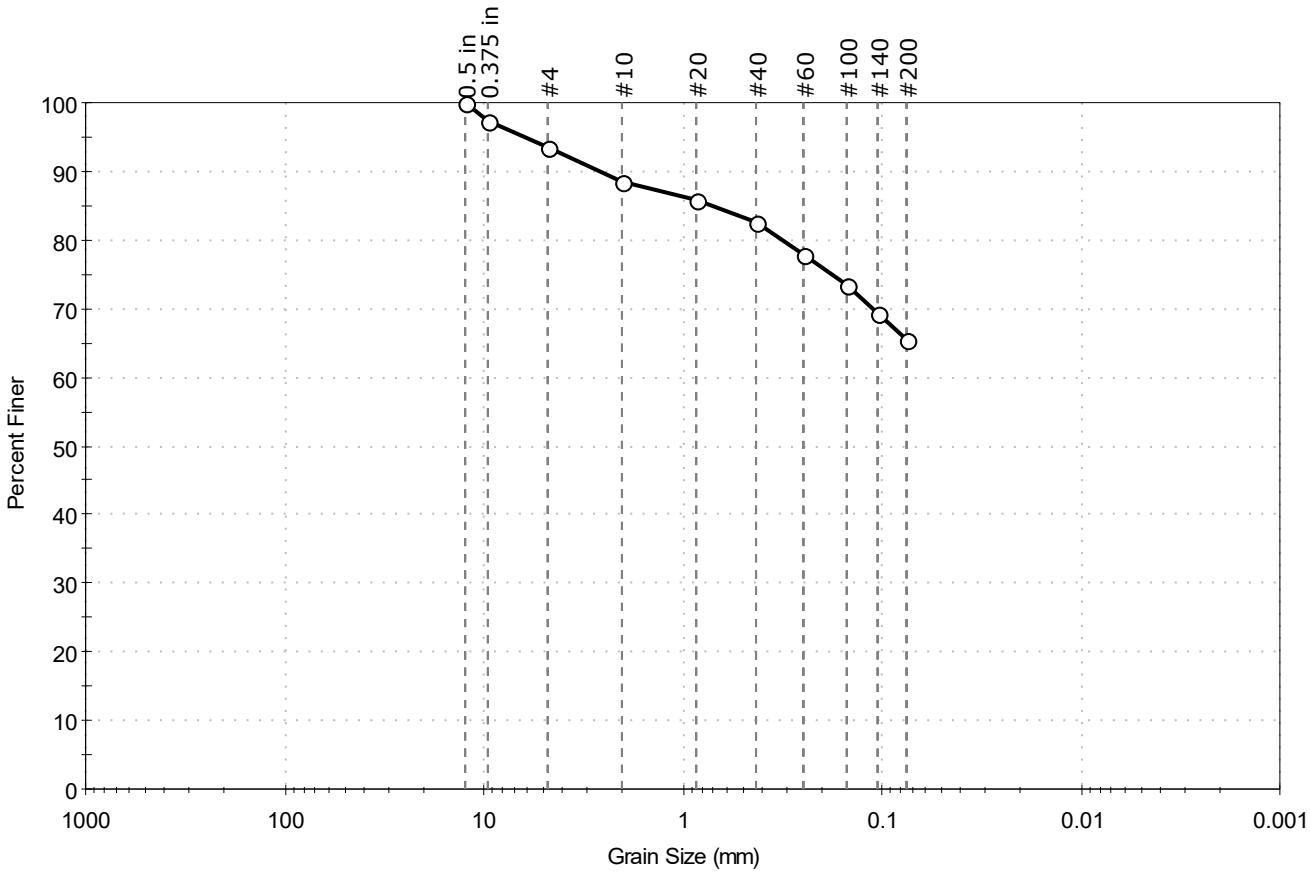


| % Cobble | % Gravel | % Sand | % Silt & Clay Size |
|---|---|---|---|
| — | 6.5 | 28.0 | 65.5 |

| Sieve Name | Sieve Size, mm | Percent Finer | Spec. Percent | Complies |
|---|---|---|---|---|
| 0.5 in | 12.50 | 100 | | |
| 0.375 in | 9.50 | 97 | | |
| #4 | 4.75 | 94 | | |
| #10 | 2.00 | 89 | | |
| #20 | 0.85 | 86 | | |
| #40 | 0.42 | 82 | | |
| #60 | 0.25 | 78 | | |
| #100 | 0.15 | 74 | | |
| #140 | 0.11 | 69 | | |
| #200 | 0.075 | 66 | | |
| | | | | |
| | | | | |

**Coefficients**

$D_{85}$ = 0.7038 mm  $D_{30}$ = N/A
$D_{60}$ = N/A  $D_{15}$ = N/A
$D_{50}$ = N/A  $D_{10}$ = N/A
$C_u$ = N/A  $C_c$ = N/A

**Classification**

ASTM N/A

AASHTO Silty Soils (A-4 (0))

**Sample/Test Description**

Sand/Gravel Particle Shape : ANGULAR

Sand/Gravel Hardness : HARD

printed 11/10/2020 11:16:10 AM

| | | | | | |
|---|---|---|---|---|---|
| Client: | AECOM | | | | |
| Project: | New Bedford Harbor LTM | | | | |
| Location: | New Bedford, MA | | | Project No: | GTX-312496 |
| Boring ID: | --- | Sample Type: | bag | Tested By: | GA |
| Sample ID: | S-150-20FSP20-03 | Test Date: | 11/04/20 | Checked By: | jsc |
| Depth : | --- | Test Id: | 583271 | | |
| Test Comment: | --- | | | | |
| Visual Description: | Moist, very dark greenish gray sandy clay | | | | |
| Sample Comment: | --- | | | | |

# Particle Size Analysis - ASTM D6913

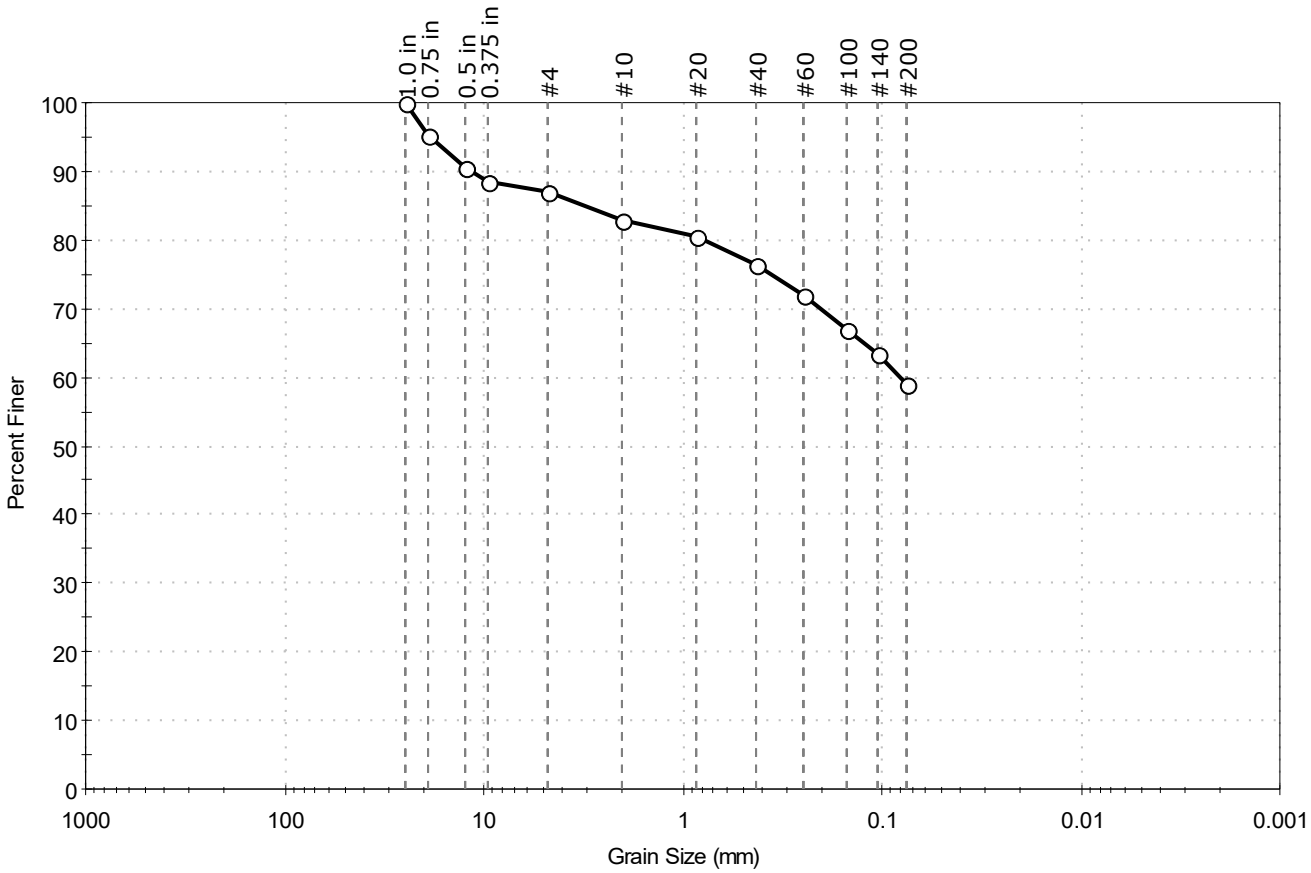


| % Cobble | % Gravel | % Sand | % Silt & Clay Size |
|---|---|---|---|
| -- | 13.1 | 28.0 | 58.9 |

| Sieve Name | Sieve Size, mm | Percent Finer | Spec. Percent | Complies |
|---|---|---|---|---|
| 1.0 in | 25.00 | 100 | | |
| 0.75 in | 19.00 | 95 | | |
| 0.5 in | 12.50 | 91 | | |
| 0.375 in | 9.50 | 88 | | |
| #4 | 4.75 | 87 | | |
| #10 | 2.00 | 83 | | |
| #20 | 0.85 | 80 | | |
| #40 | 0.42 | 76 | | |
| #60 | 0.25 | 72 | | |
| #100 | 0.15 | 67 | | |
| #140 | 0.11 | 63 | | |
| #200 | 0.075 | 59 | | |
| | | | | |
| | | | | |

**Coefficients**

$D_{85}$ = 3.1903 mm  $D_{30}$ = N/A
$D_{60}$ = 0.0818 mm  $D_{15}$ = N/A
$D_{50}$ = N/A  $D_{10}$ = N/A
$C_u$ = N/A  $C_c$ = N/A

**Classification**

ASTM N/A

AASHTO Silty Soils (A-4 (0))

**Sample/Test Description**

Sand/Gravel Particle Shape : ANGULAR

Sand/Gravel Hardness : SOFT

printed 11/10/2020 11:16:11 AM

| | | | | | |
|---|---|---|---|---|---|
| Client: | AECOM | | | | |
| Project: | New Bedford Harbor LTM | | | | |
| Location: | New Bedford, MA | | | Project No: | GTX-312496 |
| Boring ID: | --- | Sample Type: | bag | Tested By: | ckg |
| Sample ID: | S-151-20FSP20-01 | Test Date: | 11/19/20 | Checked By: | bfs |
| Depth : | --- | Test Id: | 583273 | | |
| Test Comment: | --- | | | | |
| Visual Description: | Moist, very dark grayish brown silty sand | | | | |
| Sample Comment: | Sample contains shells | | | | |

# Particle Size Analysis - ASTM D6913/D7928

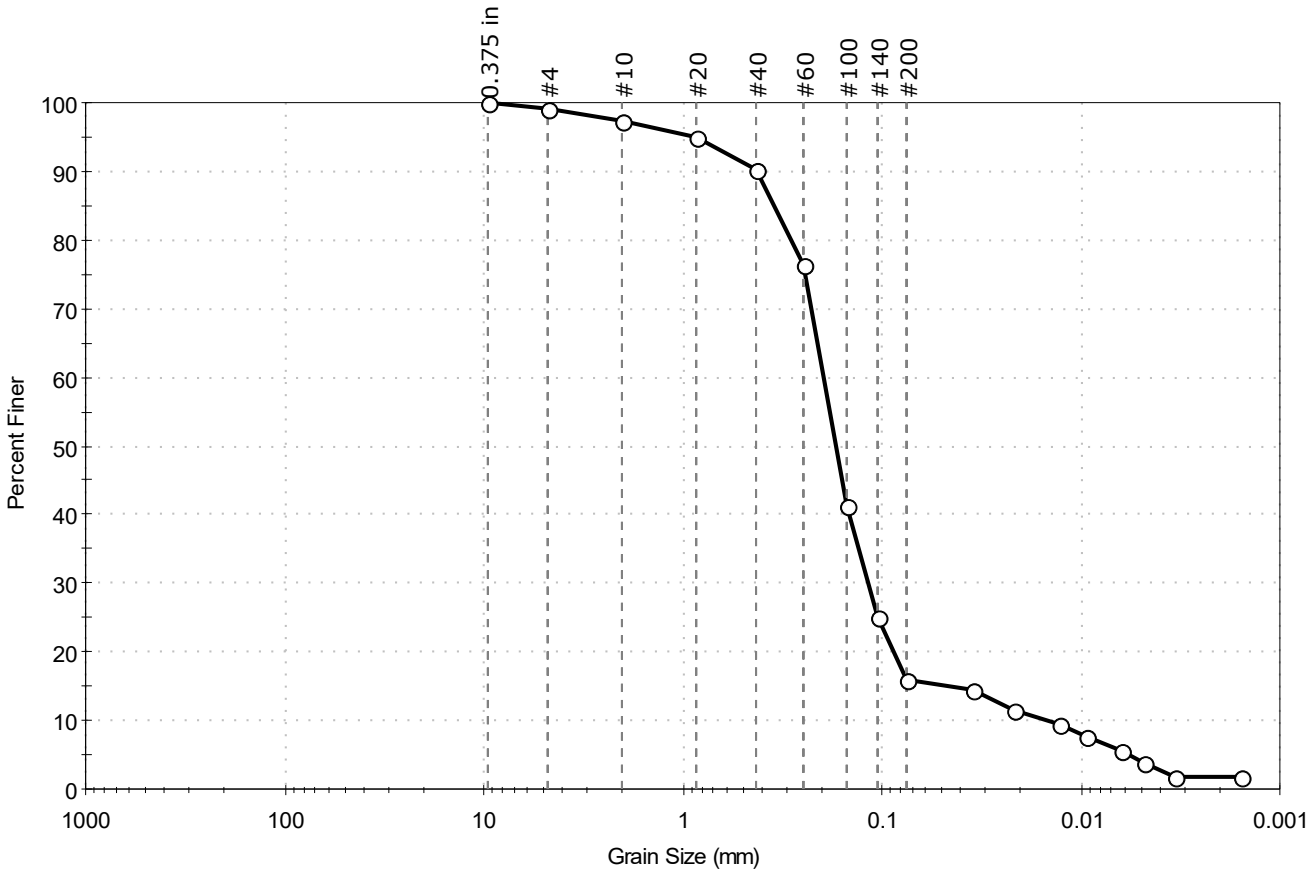


| % Cobble | % Gravel | % Sand | % Silt & Clay Size |
|---|---|---|---|
| — | 0.8 | 83.3 | 15.9 |

| Sieve Name | Sieve Size, mm | Percent Finer | Spec. Percent | Complies |
|---|---|---|---|---|
| 0.375 in | 9.50 | 100 | | |
| #4 | 4.75 | 99 | | |
| #10 | 2.00 | 97 | | |
| #20 | 0.85 | 95 | | |
| #40 | 0.42 | 90 | | |
| #60 | 0.25 | 77 | | |
| #100 | 0.15 | 41 | | |
| #140 | 0.11 | 25 | | |
| #200 | 0.075 | 16 | | |
| Hydrometer | Particle Size (mm) | Percent Finer | Spec. Percent | Complies |
| --- | 0.0347 | 14 | | |
| --- | 0.0215 | 11 | | |
| --- | 0.0127 | 10 | | |
| --- | 0.0095 | 8 | | |
| --- | 0.0063 | 6 | | |
| --- | 0.0048 | 4 | | |
| --- | 0.0034 | 2 | | |
| --- | 0.0016 | 2 | | |
| | | | | |

**Coefficients**

$D_{85}$ = 0.3478 mm  $D_{30}$ = 0.1176 mm
$D_{60}$ = 0.1965 mm  $D_{15}$ = 0.0479 mm
$D_{50}$ = 0.1699 mm  $D_{10}$ = 0.0144 mm
$C_u$ = 13.646  $C_c$ = 4.888

**Classification**

ASTM N/A

AASHTO Silty Gravel and Sand (A-2-4 (0))

**Sample/Test Description**

Sand/Gravel Particle Shape : ---
Sand/Gravel Hardness : ---
Dispersion Device : Apparatus A - Mech Mixer
Dispersion Period : 1 minute
Est. Specific Gravity : 2.65
Separation of Sample: #200 Sieve

printed 12/7/2020 3:57:12 PM

| | | | | | |
|---|---|---|---|---|---|
| Client: | AECOM | | | | |
| Project: | New Bedford Harbor LTM | | | | |
| Location: | New Bedford, MA | | | Project No: | GTX-312496 |
| Boring ID: | --- | Sample Type: | bag | Tested By: | GA |
| Sample ID: | S-151-20FSP20-02 | Test Date: | 11/09/20 | Checked By: | jsc |
| Depth : | --- | Test Id: | 583274 | | |
| Test Comment: | --- | | | | |
| Visual Description: | Wet, dark greenish gray clay with sand | | | | |
| Sample Comment: | --- | | | | |

# Particle Size Analysis - ASTM D6913

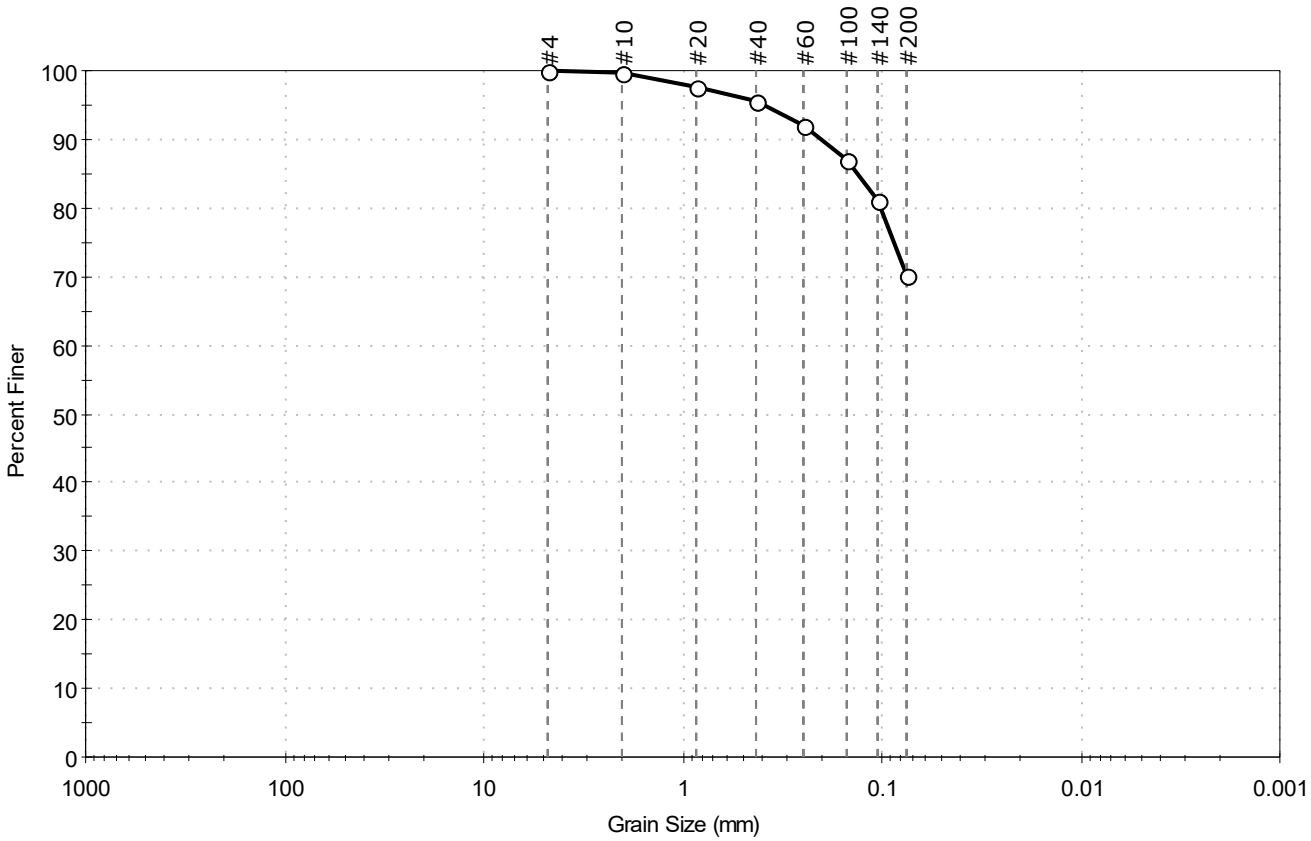


| % Cobble | % Gravel | % Sand | % Silt & Clay Size |
|---|---|---|---|
| -- | 0.0 | 29.9 | 70.1 |

| Sieve Name | Sieve Size, mm | Percent Finer | Spec. Percent | Complies |
|---|---|---|---|---|
| #4 | 4.75 | 100 | | |
| #10 | 2.00 | 100 | | |
| #20 | 0.85 | 98 | | |
| #40 | 0.42 | 96 | | |
| #60 | 0.25 | 92 | | |
| #100 | 0.15 | 87 | | |
| #140 | 0.11 | 81 | | |
| #200 | 0.075 | 70 | | |
| | | | | |
| | | | | |

**Coefficients**

$D_{85}$ = 0.1324 mm  $D_{30}$ = N/A
$D_{60}$ = N/A  $D_{15}$ = N/A
$D_{50}$ = N/A  $D_{10}$ = N/A
$C_u$ = N/A  $C_c$ = N/A

**Classification**

ASTM N/A

AASHTO Silty Soils (A-4 (0))

**Sample/Test Description**

Sand/Gravel Particle Shape : ---

Sand/Gravel Hardness : ---

printed 11/10/2020 11:16:11 AM

| | | | | | |
|---|---|---|---|---|---|
| Client: | AECOM | | | | |
| Project: | New Bedford Harbor LTM | | | | |
| Location: | New Bedford, MA | | | Project No: | GTX-312496 |
| Boring ID: | --- | Sample Type: | bag | Tested By: | GA |
| Sample ID: | S-151-20FSP20-03 | Test Date: | 11/06/20 | Checked By: | jsc |
| Depth : | --- | Test Id: | 583275 | | |
| Test Comment: | --- | | | | |
| Visual Description: | Moist, dark greenish gray sandy clay | | | | |
| Sample Comment: | --- | | | | |

# Particle Size Analysis - ASTM D6913

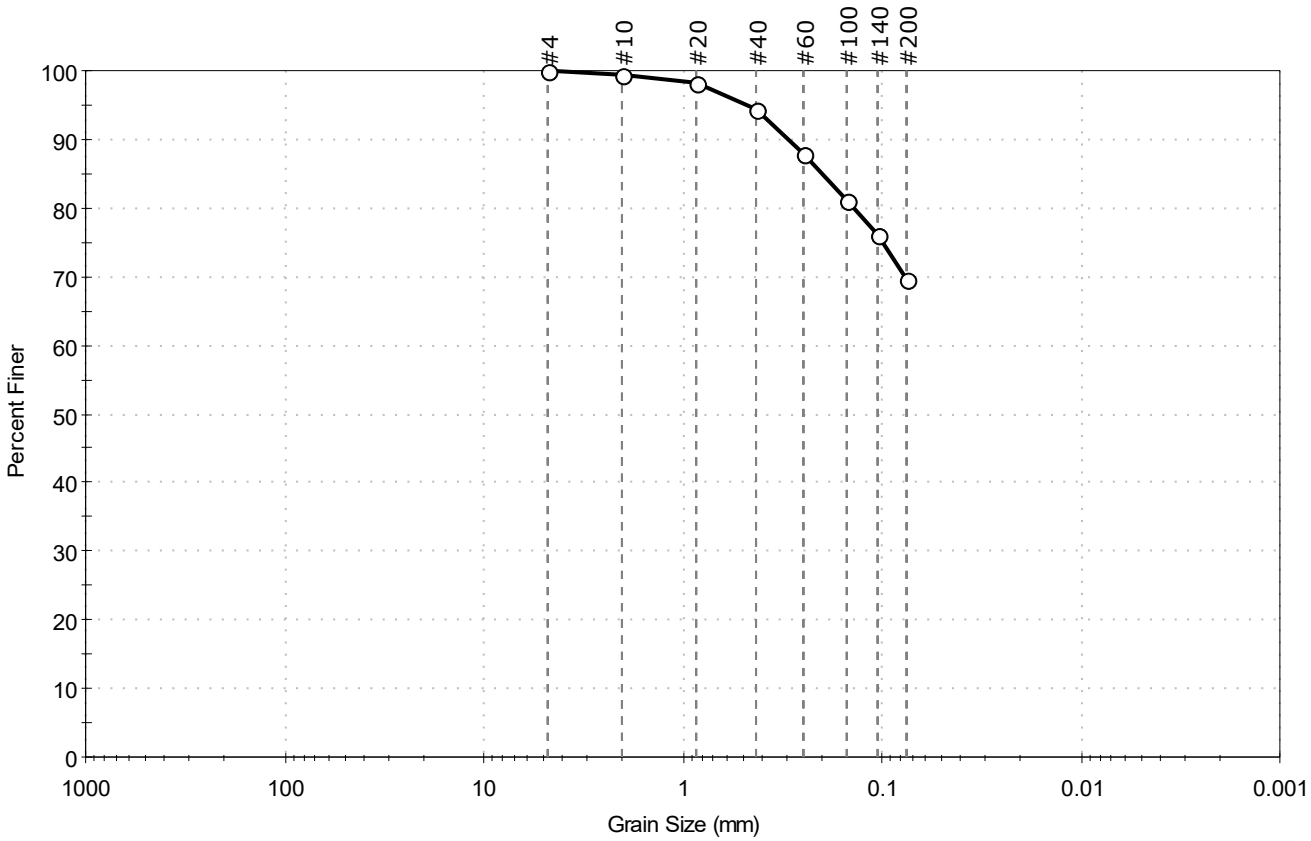


| % Cobble | % Gravel | % Sand | % Silt & Clay Size |
|---|---|---|---|
| — | 0.0 | 30.5 | 69.5 |

| Sieve Name | Sieve Size, mm | Percent Finer | Spec. Percent | Complies |
|---|---|---|---|---|
| #4 | 4.75 | 100 | | |
| #10 | 2.00 | 99 | | |
| #20 | 0.85 | 98 | | |
| #40 | 0.42 | 94 | | |
| #60 | 0.25 | 88 | | |
| #100 | 0.15 | 81 | | |
| #140 | 0.11 | 76 | | |
| #200 | 0.075 | 70 | | |
| | | | | |
| | | | | |

**Coefficients**

$D_{85}$ = 0.2019 mm  $D_{30}$ = N/A
$D_{60}$ = N/A  $D_{15}$ = N/A
$D_{50}$ = N/A  $D_{10}$ = N/A
$C_u$ = N/A  $C_c$ = N/A

**Classification**

ASTM N/A

AASHTO Silty Soils (A-4 (0))

**Sample/Test Description**

Sand/Gravel Particle Shape : ---

Sand/Gravel Hardness : ---

printed 11/10/2020 11:16:12 AM

| | | | | | |
|---|---|---|---|---|---|
| Client: | AECOM | | | | |
| Project: | New Bedford Harbor LTM | | | | |
| Location: | New Bedford, MA | | | Project No: | GTX-312496 |
| Boring ID: | --- | Sample Type: | bag | Tested By: | ckg |
| Sample ID: | S-152-20FSP20-01 | Test Date: | 11/19/20 | Checked By: | bfs |
| Depth : | --- | Test Id: | 583277 | | |
| Test Comment: | --- | | | | |
| Visual Description: | Moist, very dark gray silty sand with gravel | | | | |
| Sample Comment: | --- | | | | |

# Particle Size Analysis - ASTM D6913/D7928

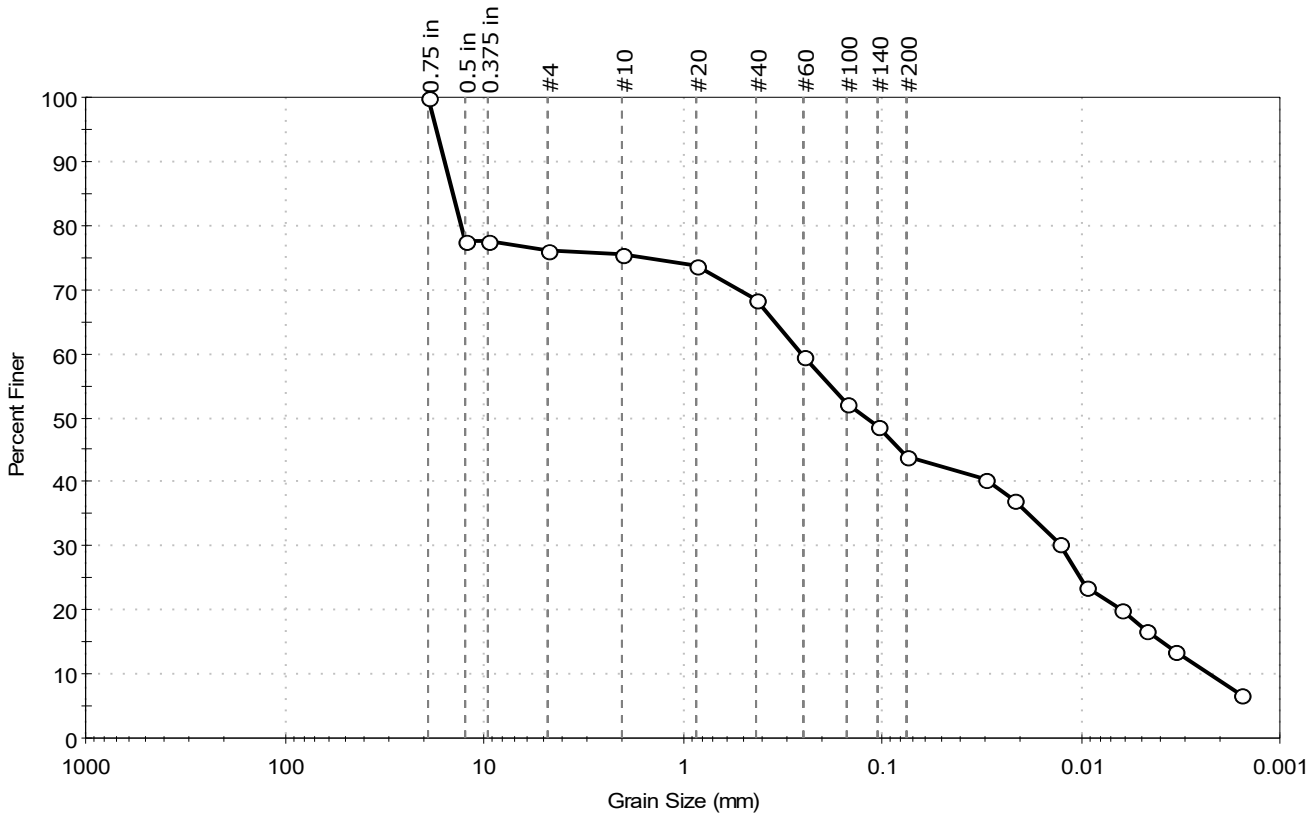


| % Cobble | % Gravel | % Sand | % Silt & Clay Size |
|---|---|---|---|
| – | 23.8 | 32.2 | 44.0 |

| Sieve Name | Sieve Size, mm | Percent Finer | Spec. Percent | Complies |
|---|---|---|---|---|
| 0.75 in | 19.00 | 100 | | |
| 0.5 in | 12.50 | 78 | | |
| 0.375 in | 9.50 | 78 | | |
| #4 | 4.75 | 76 | | |
| #10 | 2.00 | 75 | | |
| #20 | 0.85 | 74 | | |
| #40 | 0.42 | 68 | | |
| #60 | 0.25 | 60 | | |
| #100 | 0.15 | 52 | | |
| #140 | 0.11 | 49 | | |
| #200 | 0.075 | 44 | | |
| Hydrometer | Particle Size (mm) | Percent Finer | Spec. Percent | Complies |
| --- | 0.0307 | 40 | | |
| --- | 0.0217 | 37 | | |
| --- | 0.0128 | 30 | | |
| --- | 0.0093 | 24 | | |
| --- | 0.0063 | 20 | | |
| --- | 0.0048 | 17 | | |
| --- | 0.0034 | 13 | | |
| --- | 0.0016 | 7 | | |
| | | | | |

**Coefficients**

| | |
|---|---|
| $D_{85}$ = 14.3626 mm | $D_{30}$ = 0.0126 mm |
| $D_{60}$ = 0.2576 mm | $D_{15}$ = 0.0039 mm |
| $D_{50}$ = 0.1209 mm | $D_{10}$ = 0.0023 mm |
| $C_u$ = 112.000 | $C_c$ = 0.268 |

**Classification**

ASTM N/A

AASHTO Silty Soils (A-4 (0))

**Sample/Test Description**

Sand/Gravel Particle Shape : ANGULAR

Sand/Gravel Hardness : HARD

Dispersion Device : Apparatus A - Mech Mixer

Dispersion Period : 1 minute

Est. Specific Gravity : 2.65

Separation of Sample: #200 Sieve

printed 12/7/2020 3:57:16 PM

| | | | | | |
|---|---|---|---|---|---|
| Client: | AECOM | | | | |
| Project: | New Bedford Harbor LTM | | | | |
| Location: | New Bedford, MA | | | Project No: | GTX-312496 |
| Boring ID: | --- | Sample Type: | bag | Tested By: | GA |
| Sample ID: | S-152-20FSP20-02 | Test Date: | 11/06/20 | Checked By: | jsc |
| Depth : | --- | Test Id: | 583278 | | |
| Test Comment: | --- | | | | |
| Visual Description: | Moist, dark greenish gray clay with sand | | | | |
| Sample Comment: | --- | | | | |

# Particle Size Analysis - ASTM D6913

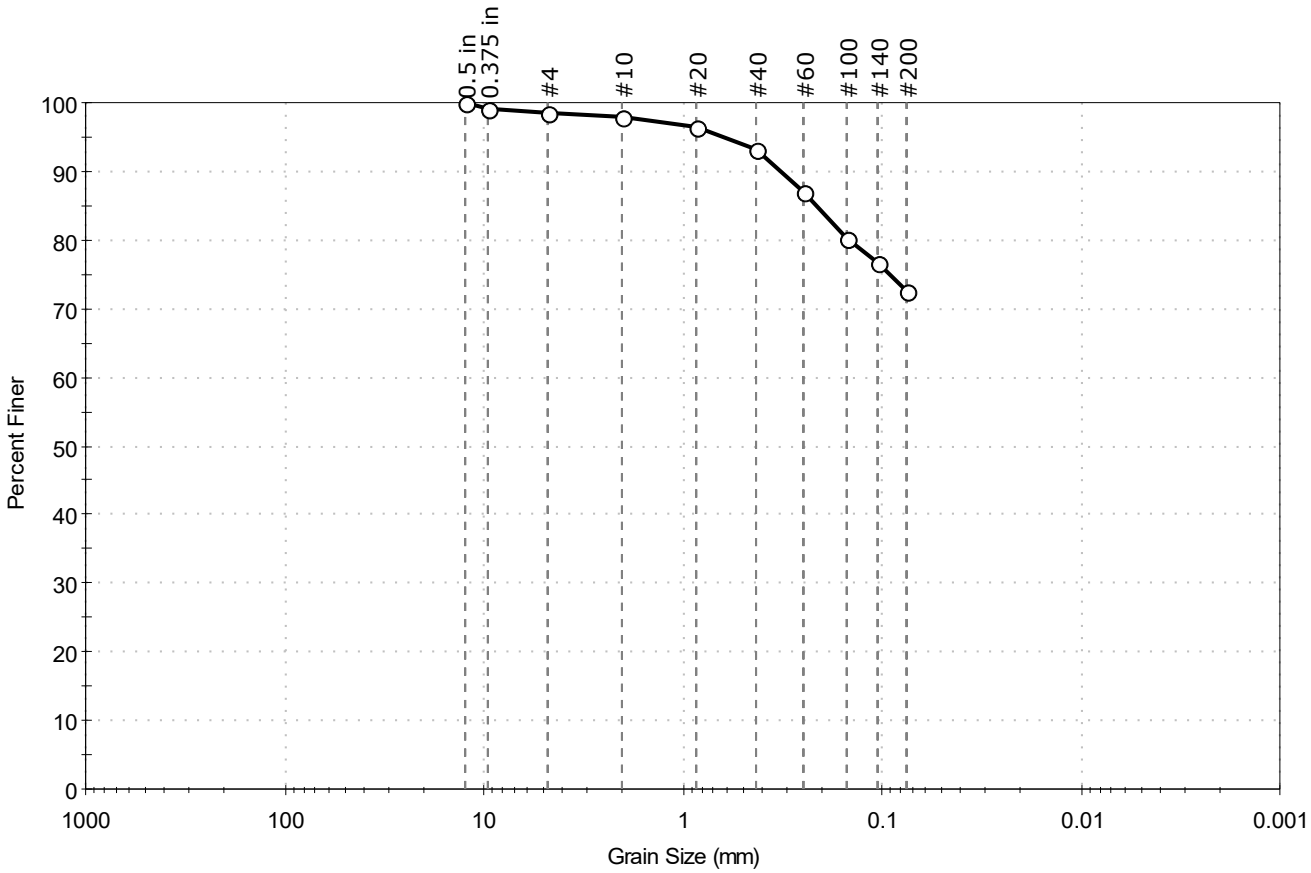


| % Cobble | % Gravel | % Sand | % Silt & Clay Size |
|---|---|---|---|
| — | 1.4 | 26.0 | 72.6 |

| Sieve Name | Sieve Size, mm | Percent Finer | Spec. Percent | Complies |
|---|---|---|---|---|
| 0.5 in | 12.50 | 100 | | |
| 0.375 in | 9.50 | 99 | | |
| #4 | 4.75 | 99 | | |
| #10 | 2.00 | 98 | | |
| #20 | 0.85 | 97 | | |
| #40 | 0.42 | 93 | | |
| #60 | 0.25 | 87 | | |
| #100 | 0.15 | 80 | | |
| #140 | 0.11 | 77 | | |
| #200 | 0.075 | 73 | | |
| | | | | |
| | | | | |

**Coefficients**

$D_{85}$ = 0.2142 mm  $D_{30}$ = N/A
$D_{60}$ = N/A  $D_{15}$ = N/A
$D_{50}$ = N/A  $D_{10}$ = N/A
$C_u$ = N/A  $C_c$ = N/A

**Classification**

ASTM N/A

AASHTO Silty Soils (A-4 (0))

**Sample/Test Description**

Sand/Gravel Particle Shape : ---

Sand/Gravel Hardness : ---

printed 11/10/2020 11:16:13 AM

| | | | | | |
|---|---|---|---|---|---|
| Client: | AECOM | | | | |
| Project: | New Bedford Harbor LTM | | | | |
| Location: | New Bedford, MA | | | Project No: | GTX-312496 |
| Boring ID: | --- | Sample Type: | bag | Tested By: | GA |
| Sample ID: | S-152-20FSP20-03 | Test Date: | 11/04/20 | Checked By: | jsc |
| Depth : | --- | Test Id: | 583279 | | |
| Test Comment: | --- | | | | |
| Visual Description: | Moist, very dark greenish gray sandy clay | | | | |
| Sample Comment: | --- | | | | |

# Particle Size Analysis - ASTM D6913

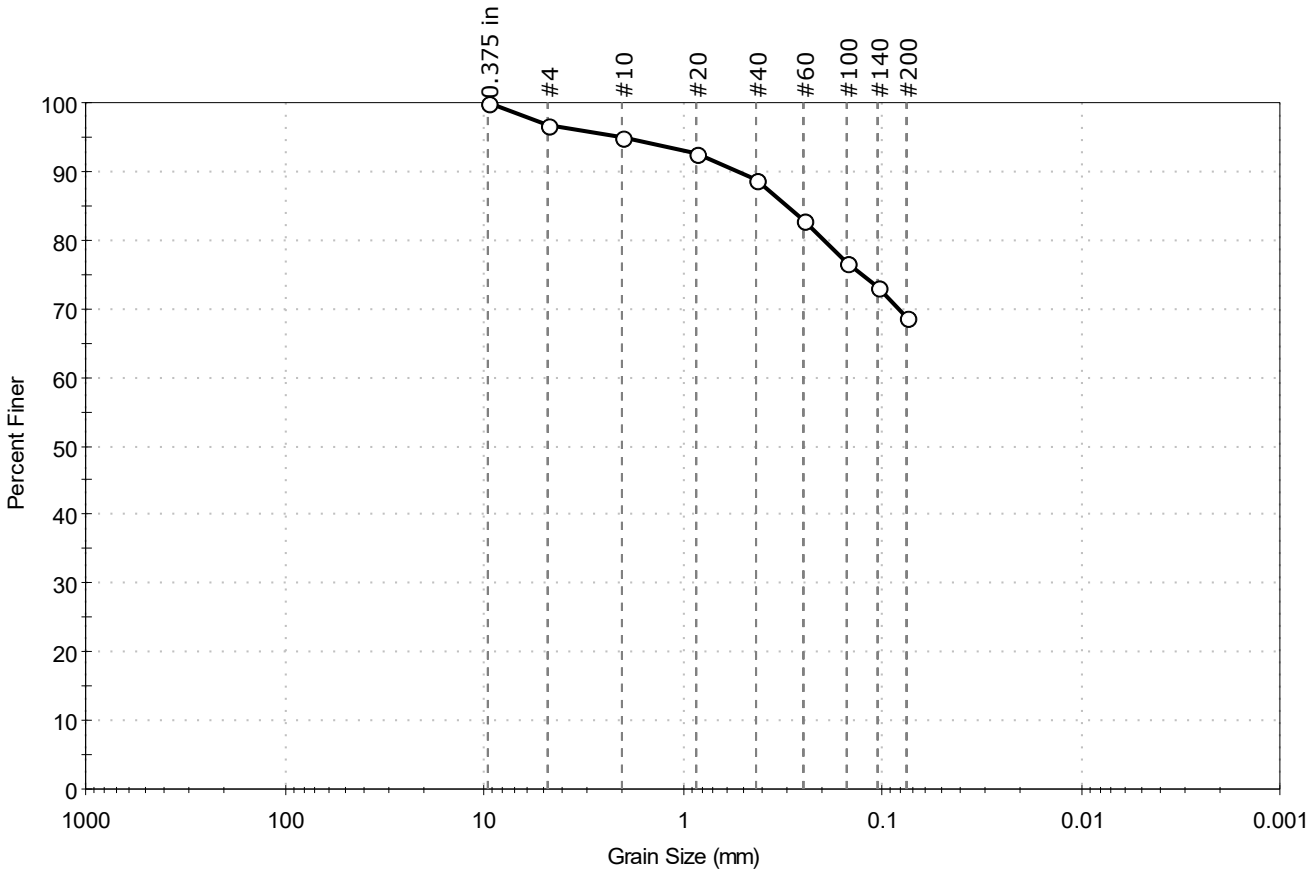


| % Cobble | % Gravel | % Sand | % Silt & Clay Size |
|---|---|---|---|
| — | 3.3 | 28.1 | 68.6 |

| Sieve Name | Sieve Size, mm | Percent Finer | Spec. Percent | Complies |
|---|---|---|---|---|
| 0.375 in | 9.50 | 100 | | |
| #4 | 4.75 | 97 | | |
| #10 | 2.00 | 95 | | |
| #20 | 0.85 | 93 | | |
| #40 | 0.42 | 89 | | |
| #60 | 0.25 | 83 | | |
| #100 | 0.15 | 77 | | |
| #140 | 0.11 | 73 | | |
| #200 | 0.075 | 69 | | |
| | | | | |
| | | | | |

**Coefficients**

$D_{85}$ = 0.3007 mm  $D_{30}$ = N/A
$D_{60}$ = N/A  $D_{15}$ = N/A
$D_{50}$ = N/A  $D_{10}$ = N/A
$C_u$ = N/A  $C_c$ = N/A

**Classification**

ASTM N/A

AASHTO Silty Soils (A-4 (0))

**Sample/Test Description**

Sand/Gravel Particle Shape : ANGULAR

Sand/Gravel Hardness : SOFT

printed 11/10/2020 11:16:13 AM

| | | | | | |
|---|---|---|---|---|---|
| Client: | AECOM | | | | |
| Project: | New Bedford Harbor LTM | | | | |
| Location: | New Bedford, MA | | | Project No: | GTX-312496 |
| Boring ID: | --- | Sample Type: | bag | Tested By: | ckg |
| Sample ID: | S-154-20FSP20-01 | Test Date: | 11/19/20 | Checked By: | bfs |
| Depth : | --- | Test Id: | 583281 | | |
| Test Comment: | --- | | | | |
| Visual Description: | Moist, very dark gray silty sand | | | | |
| Sample Comment: | Sample contains shells | | | | |

# Particle Size Analysis - ASTM D6913/D7928

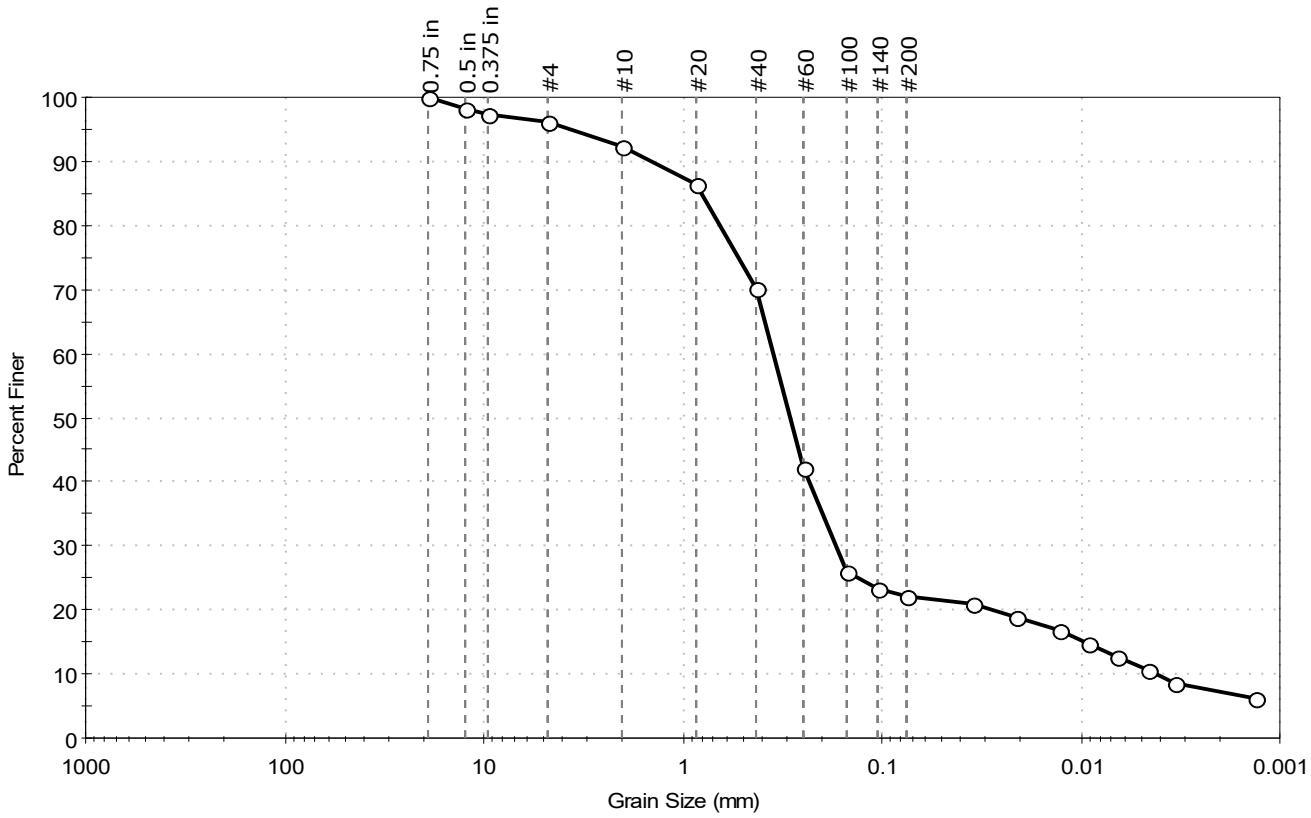


| % Cobble | % Gravel | % Sand | % Silt & Clay Size |
|---|---|---|---|
| – | 3.9 | 74.1 | 22.0 |

| Sieve Name | Sieve Size, mm | Percent Finer | Spec. Percent | Complies |
|---|---|---|---|---|
| 0.75 in | 19.00 | 100 | | |
| 0.5 in | 12.50 | 98 | | |
| 0.375 in | 9.50 | 97 | | |
| #4 | 4.75 | 96 | | |
| #10 | 2.00 | 92 | | |
| #20 | 0.85 | 87 | | |
| #40 | 0.42 | 70 | | |
| #60 | 0.25 | 42 | | |
| #100 | 0.15 | 26 | | |
| #140 | 0.11 | 23 | | |
| #200 | 0.075 | 22 | | |
| Hydrometer | Particle Size (mm) | Percent Finer | Spec. Percent | Complies |
| --- | 0.0349 | 21 | | |
| --- | 0.0211 | 19 | | |
| --- | 0.0130 | 17 | | |
| --- | 0.0092 | 15 | | |
| --- | 0.0066 | 13 | | |
| --- | 0.0047 | 11 | | |
| --- | 0.0034 | 8 | | |
| --- | 0.0013 | 6 | | |
| | | | | |

**Coefficients**

| | |
|---|---|
| $D_{85}$ = 0.7954 mm | $D_{30}$ = 0.1696 mm |
| $D_{60}$ = 0.3495 mm | $D_{15}$ = 0.0097 mm |
| $D_{50}$ = 0.2893 mm | $D_{10}$ = 0.0043 mm |
| $C_u$ = 81.279 | $C_c$ = 19.140 |

**Classification**

ASTM N/A

AASHTO Silty Gravel and Sand (A-2-4 (0))

**Sample/Test Description**

Sand/Gravel Particle Shape : ANGULAR

Sand/Gravel Hardness : HARD

Dispersion Device : Apparatus A - Mech Mixer

Dispersion Period : 1 minute

Est. Specific Gravity : 2.65

Separation of Sample: #200 Sieve

printed 12/7/2020 3:57:18 PM

| | | | | | |
|---|---|---|---|---|---|
| Client: | AECOM | | | | |
| Project: | New Bedford Harbor LTM | | | | |
| Location: | New Bedford, MA | | | Project No: | GTX-312496 |
| Boring ID: | --- | Sample Type: | bag | Tested By: | GA |
| Sample ID: | S-154-20FSP20-02 | Test Date: | 11/09/20 | Checked By: | jsc |
| Depth : | --- | Test Id: | 583282 | | |
| Test Comment: | --- | | | | |
| Visual Description: | Moist, very dark greenish gray sandy clay | | | | |
| Sample Comment: | --- | | | | |

# Particle Size Analysis - ASTM D6913

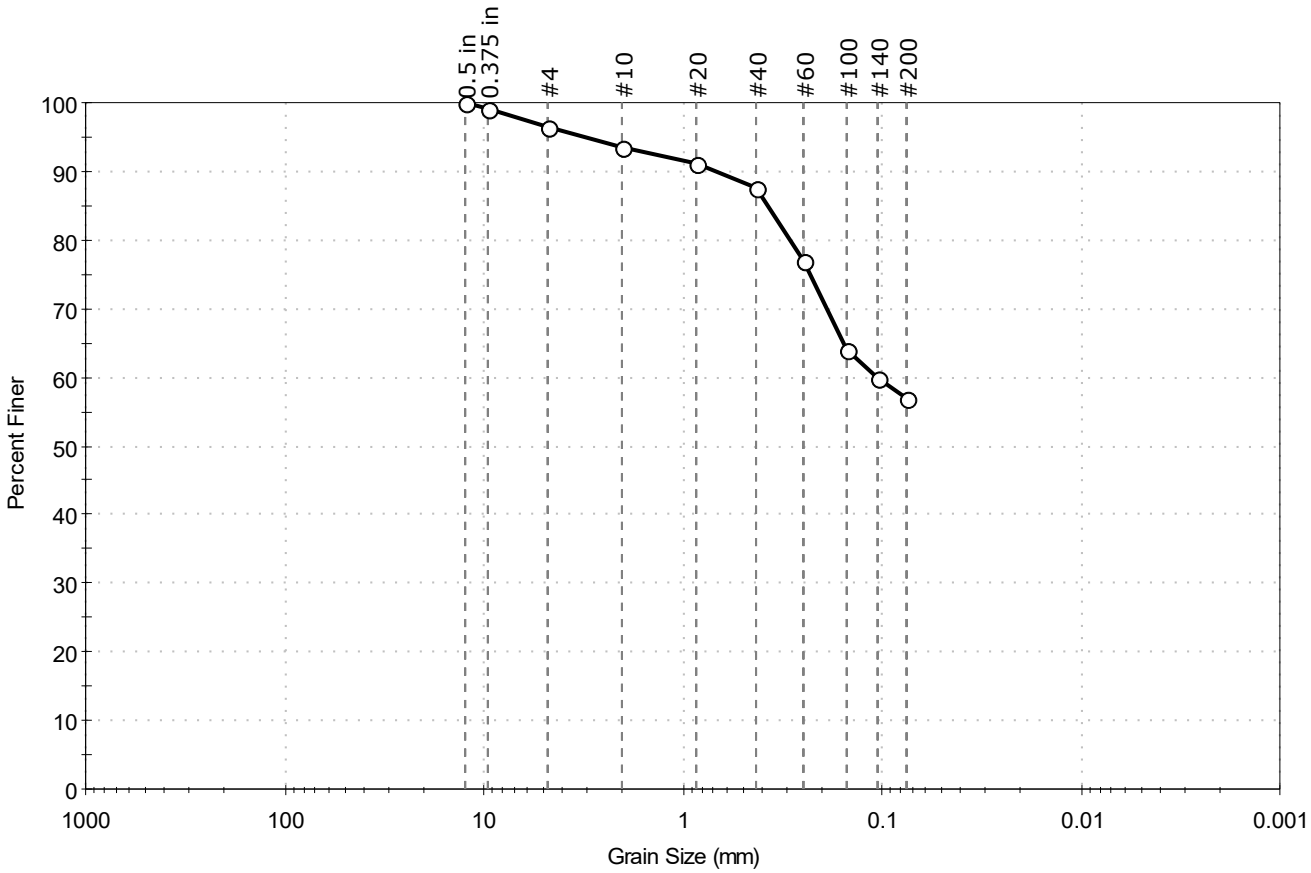


| % Cobble | % Gravel | % Sand | % Silt & Clay Size |
|---|---|---|---|
| — | 3.6 | 39.6 | 56.8 |

| Sieve Name | Sieve Size, mm | Percent Finer | Spec. Percent | Complies |
|---|---|---|---|---|
| 0.5 in | 12.50 | 100 | | |
| 0.375 in | 9.50 | 99 | | |
| #4 | 4.75 | 96 | | |
| #10 | 2.00 | 94 | | |
| #20 | 0.85 | 91 | | |
| #40 | 0.42 | 88 | | |
| #60 | 0.25 | 77 | | |
| #100 | 0.15 | 64 | | |
| #140 | 0.11 | 60 | | |
| #200 | 0.075 | 57 | | |
| | | | | |
| | | | | |

**Coefficients**

$D_{85}$ = 0.3731 mm  $D_{30}$ = N/A
$D_{60}$ = 0.1073 mm  $D_{15}$ = N/A
$D_{50}$ = N/A  $D_{10}$ = N/A
$C_u$ = N/A  $C_c$ = N/A

**Classification**

ASTM N/A

AASHTO Silty Soils (A-4 (0))

**Sample/Test Description**

Sand/Gravel Particle Shape : ANGULAR

Sand/Gravel Hardness : SOFT

printed 11/10/2020 11:16:14 AM

| | | | | | |
|---|---|---|---|---|---|
| Client: | AECOM | | | | |
| Project: | New Bedford Harbor LTM | | | | |
| Location: | New Bedford, MA | | | Project No: | GTX-312496 |
| Boring ID: | --- | Sample Type: | bag | Tested By: | GA |
| Sample ID: | S-154-20FSP20-03 | Test Date: | 11/09/20 | Checked By: | jsc |
| Depth : | --- | Test Id: | 583283 | | |
| Test Comment: | --- | | | | |
| Visual Description: | Wet, very dark greenish gray sandy clay | | | | |
| Sample Comment: | --- | | | | |

# Particle Size Analysis - ASTM D6913

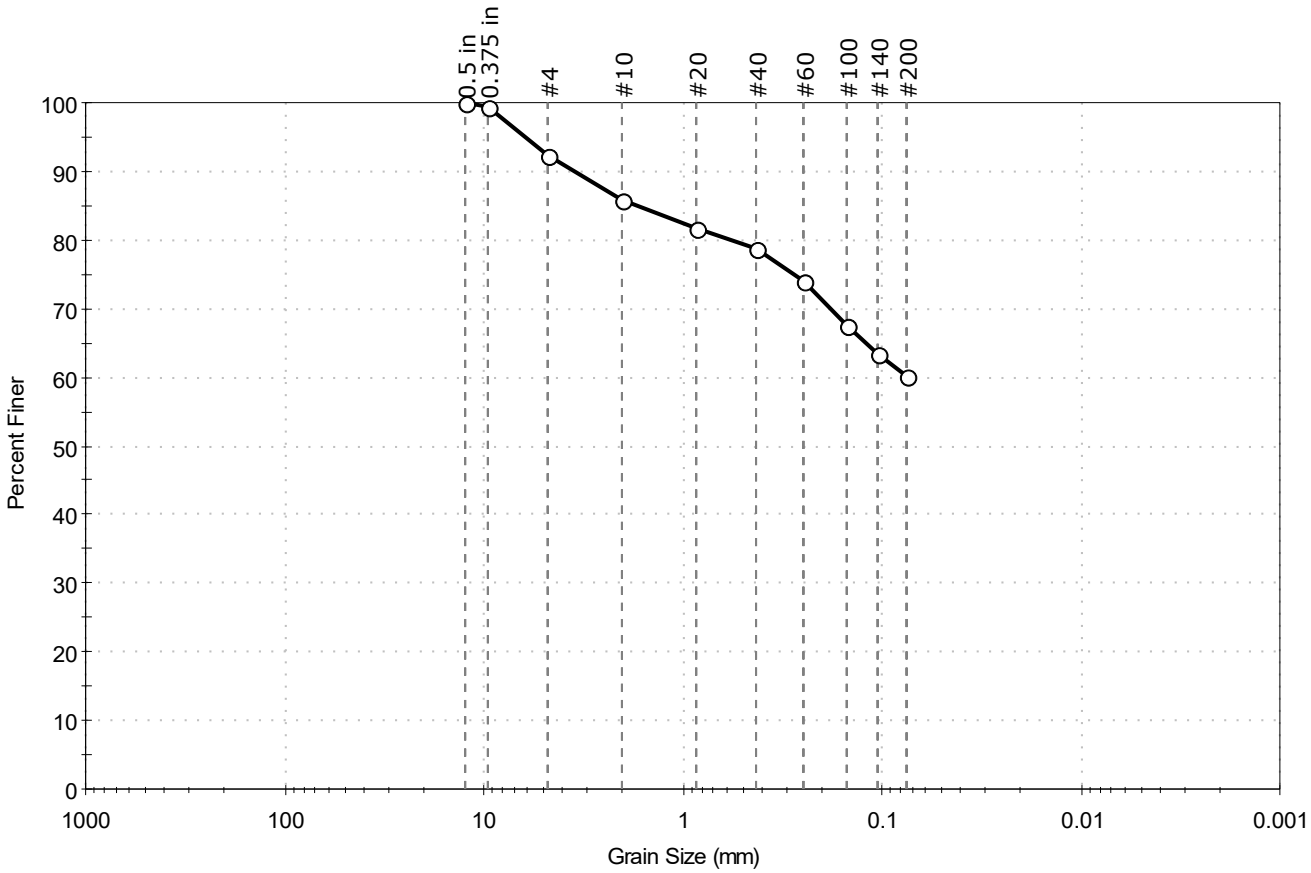


| % Cobble | % Gravel | % Sand | % Silt & Clay Size |
|---|---|---|---|
| -- | 7.7 | 32.0 | 60.3 |

| Sieve Name | Sieve Size, mm | Percent Finer | Spec. Percent | Complies |
|---|---|---|---|---|
| 0.5 in | 12.50 | 100 | | |
| 0.375 in | 9.50 | 99 | | |
| #4 | 4.75 | 92 | | |
| #10 | 2.00 | 86 | | |
| #20 | 0.85 | 82 | | |
| #40 | 0.42 | 79 | | |
| #60 | 0.25 | 74 | | |
| #100 | 0.15 | 68 | | |
| #140 | 0.11 | 63 | | |
| #200 | 0.075 | 60 | | |
| | | | | |
| | | | | |

**Coefficients**

$D_{85}$ = 1.6643 mm  $D_{30}$ = N/A
$D_{60}$ = N/A  $D_{15}$ = N/A
$D_{50}$ = N/A  $D_{10}$ = N/A
$C_u$ = N/A  $C_c$ = N/A

**Classification**

ASTM N/A

AASHTO Silty Soils (A-4 (0))

**Sample/Test Description**

Sand/Gravel Particle Shape : ANGULAR

Sand/Gravel Hardness : SOFT

printed 11/10/2020 11:16:15 AM

| | | | | | |
|---|---|---|---|---|---|
| Client: | AECOM | | | | |
| Project: | New Bedford Harbor LTM | | | | |
| Location: | New Bedford, MA | | | Project No: | GTX-312496 |
| Boring ID: | --- | Sample Type: | bag | Tested By: | ckg |
| Sample ID: | S-155-20FSP20-01 | Test Date: | 11/19/20 | Checked By: | bfs |
| Depth : | --- | Test Id: | 583285 | | |
| Test Comment: | --- | | | | |
| Visual Description: | Moist, dark grayish brown sand with silt | | | | |
| Sample Comment: | --- | | | | |

# Particle Size Analysis - ASTM D6913/D7928

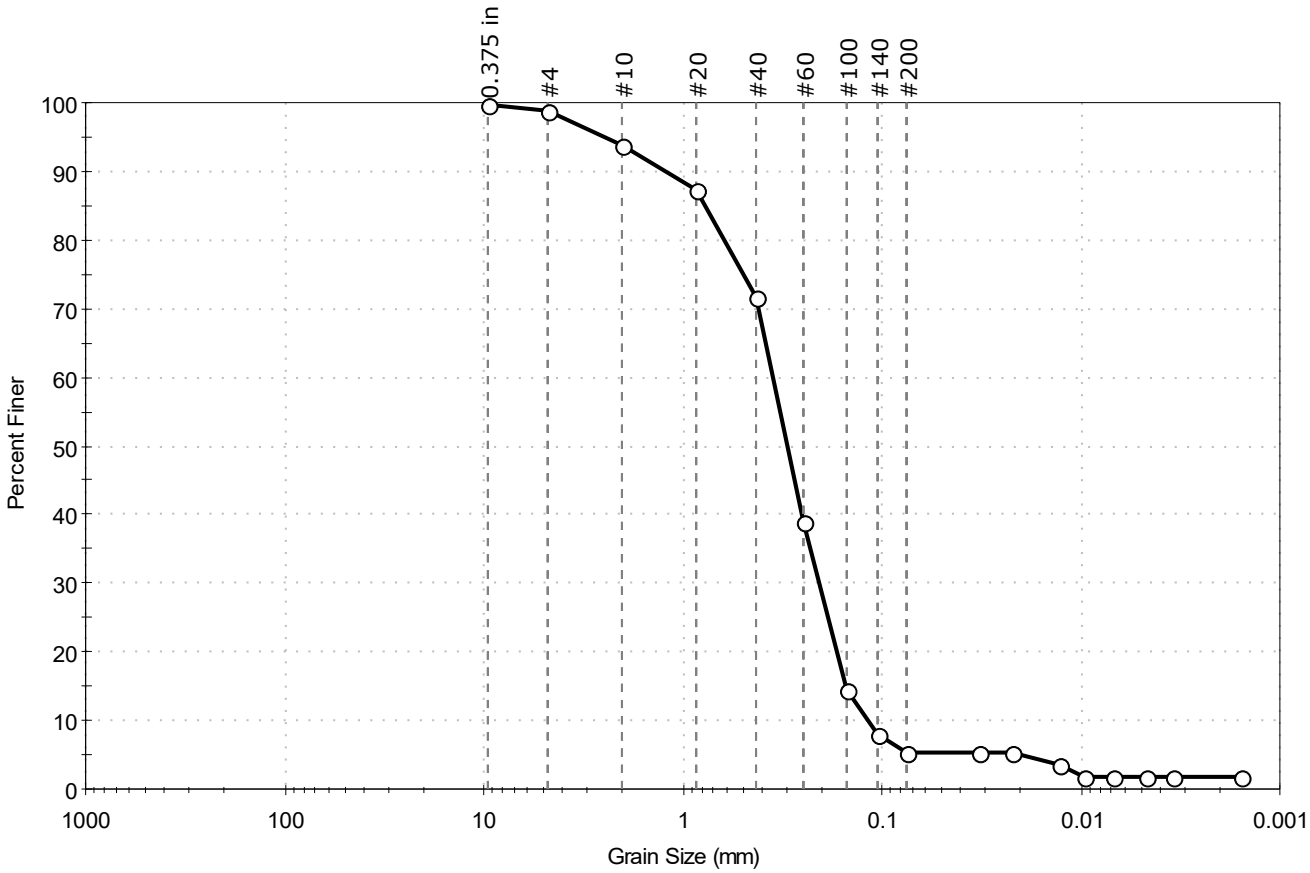


| % Cobble | % Gravel | % Sand | % Silt & Clay Size |
|---|---|---|---|
| — | 1.3 | 93.3 | 5.4 |

| Sieve Name | Sieve Size, mm | Percent Finer | Spec. Percent | Complies |
|---|---|---|---|---|
| 0.375 in | 9.50 | 100 | | |
| #4 | 4.75 | 99 | | |
| #10 | 2.00 | 94 | | |
| #20 | 0.85 | 87 | | |
| #40 | 0.42 | 72 | | |
| #60 | 0.25 | 39 | | |
| #100 | 0.15 | 15 | | |
| #140 | 0.11 | 8 | | |
| #200 | 0.075 | 5.4 | | |
| Hydrometer | Particle Size (mm) | Percent Finer | Spec. Percent | Complies |
| --- | 0.0323 | 5 | | |
| --- | 0.0222 | 5 | | |
| --- | 0.0129 | 4 | | |
| --- | 0.0097 | 2 | | |
| --- | 0.0068 | 2 | | |
| --- | 0.0047 | 2 | | |
| --- | 0.0034 | 2 | | |
| --- | 0.0016 | 2 | | |
| | | | | |

**Coefficients**

$D_{85}$ = 0.7683 mm  $D_{30}$ = 0.2072 mm
$D_{60}$ = 0.3516 mm  $D_{15}$ = 0.1514 mm
$D_{50}$ = 0.2990 mm  $D_{10}$ = 0.1176 mm
$C_u$ = 2.990  $C_c$ = 1.038

**Classification**

ASTM N/A

AASHTO Fine Sand (A-3 (1))

**Sample/Test Description**

Sand/Gravel Particle Shape : ANGULAR
Sand/Gravel Hardness : HARD
Dispersion Device : Apparatus A - Mech Mixer
Dispersion Period : 1 minute
Est. Specific Gravity : 2.65
Separation of Sample: #200 Sieve

printed 12/7/2020 3:57:21 PM

| | | | | | |
|---|---|---|---|---|---|
| Client: | AECOM | | | | |
| Project: | New Bedford Harbor LTM | | | | |
| Location: | New Bedford, MA | | | Project No: | GTX-312496 |
| Boring ID: | --- | Sample Type: | bag | Tested By: | GA |
| Sample ID: | S-155-20FSP20-02 | Test Date: | 11/04/20 | Checked By: | jsc |
| Depth : | --- | Test Id: | 583286 | | |
| Test Comment: | --- | | | | |
| Visual Description: | Moist, dark greenish gray sand | | | | |
| Sample Comment: | --- | | | | |

# Particle Size Analysis - ASTM D6913

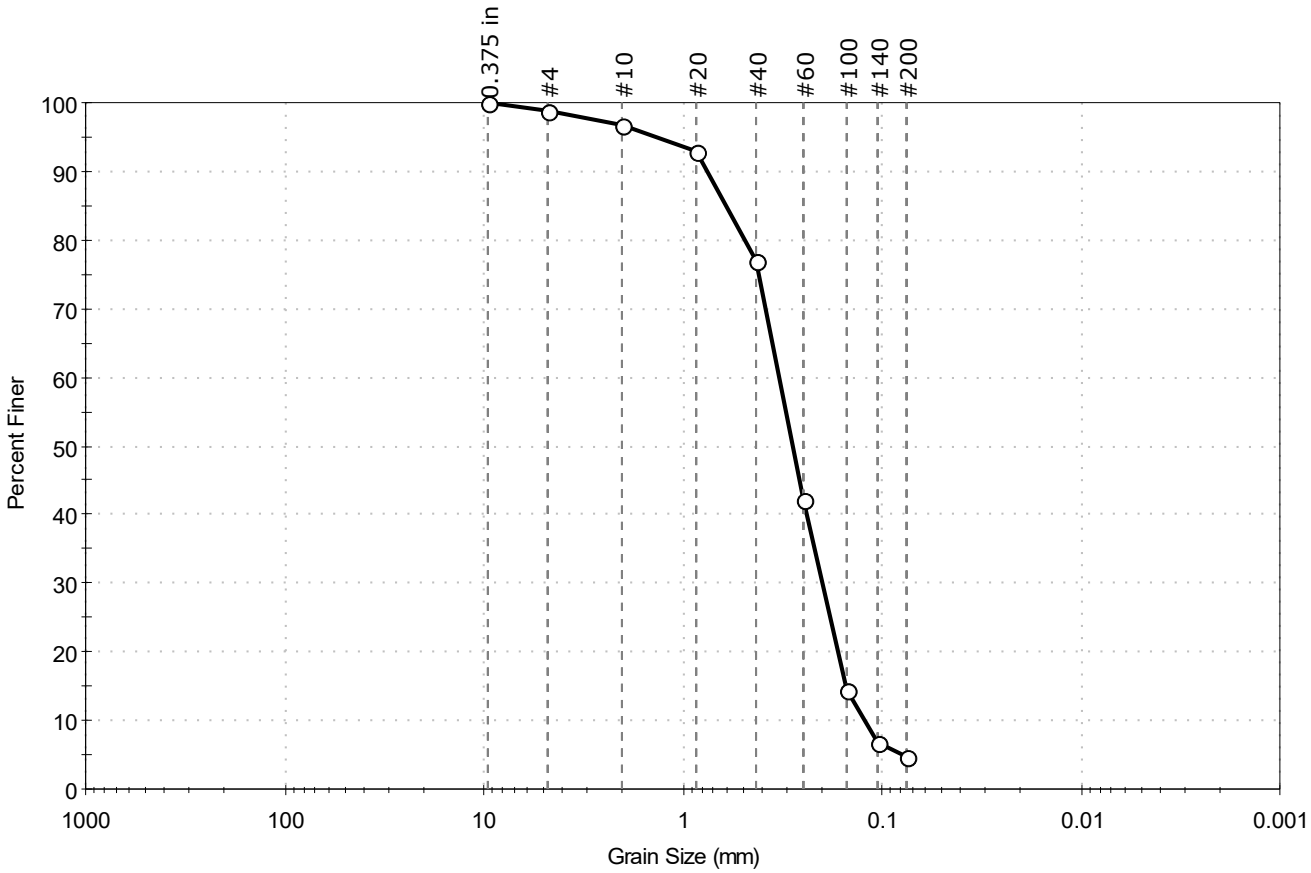


| % Cobble | % Gravel | % Sand | % Silt & Clay Size |
|---|---|---|---|
| -- | 1.3 | 94.1 | 4.6 |

| Sieve Name | Sieve Size, mm | Percent Finer | Spec. Percent | Complies |
|---|---|---|---|---|
| 0.375 in | 9.50 | 100 | | |
| #4 | 4.75 | 99 | | |
| #10 | 2.00 | 97 | | |
| #20 | 0.85 | 93 | | |
| #40 | 0.42 | 77 | | |
| #60 | 0.25 | 42 | | |
| #100 | 0.15 | 14 | | |
| #140 | 0.11 | 7 | | |
| #200 | 0.075 | 4.6 | | |
| | | | | |
| | | | | |

**Coefficients**

$D_{85}$ = 0.6017 mm  $D_{30}$ = 0.1998 mm

$D_{60}$ = 0.3276 mm  $D_{15}$ = 0.1516 mm

$D_{50}$ = 0.2815 mm  $D_{10}$ = 0.1228 mm

$C_u$ = 2.668  $C_c$ = 0.992

**Classification**

ASTM  Poorly graded SAND (SP)

AASHTO  Fine Sand (A-3 (1))

**Sample/Test Description**

Sand/Gravel Particle Shape : ---

Sand/Gravel Hardness : ---

printed 11/10/2020 11:16:15 AM

| | | | | | |
|---|---|---|---|---|---|
| Client: | AECOM | | | | |
| Project: | New Bedford Harbor LTM | | | | |
| Location: | New Bedford, MA | | | Project No: | GTX-312496 |
| Boring ID: | --- | Sample Type: | bag | Tested By: | GA |
| Sample ID: | S-155-20FSP20-03 | Test Date: | 11/04/20 | Checked By: | jsc |
| Depth : | --- | Test Id: | 583287 | | |
| Test Comment: | --- | | | | |
| Visual Description: | Moist, very dark greenish gray sand with silt | | | | |
| Sample Comment: | --- | | | | |

# Particle Size Analysis - ASTM D6913

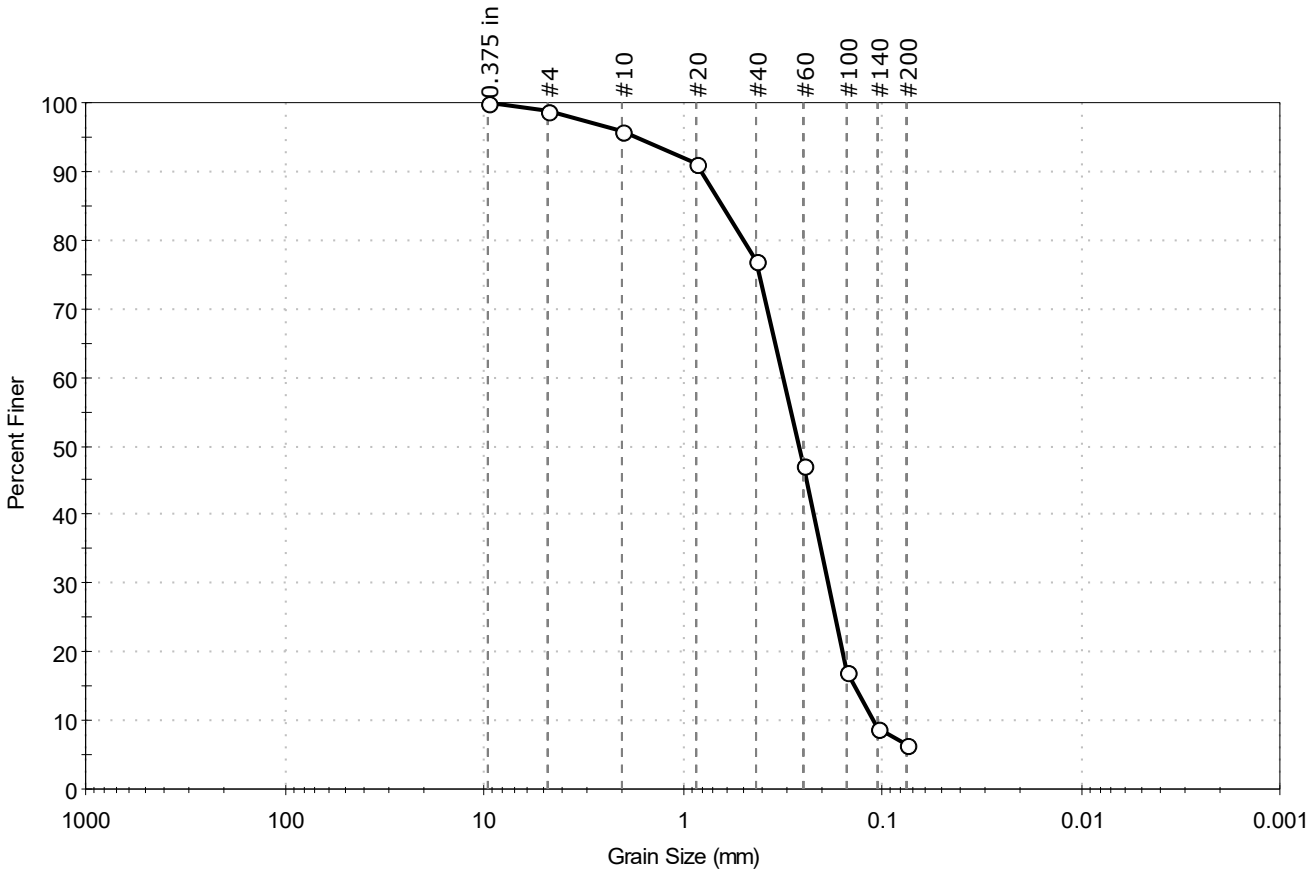


| % Cobble | % Gravel | % Sand | % Silt & Clay Size |
|---|---|---|---|
| -- | 1.1 | 92.5 | 6.4 |

| Sieve Name | Sieve Size, mm | Percent Finer | Spec. Percent | Complies |
|---|---|---|---|---|
| 0.375 in | 9.50 | 100 | | |
| #4 | 4.75 | 99 | | |
| #10 | 2.00 | 96 | | |
| #20 | 0.85 | 91 | | |
| #40 | 0.42 | 77 | | |
| #60 | 0.25 | 47 | | |
| #100 | 0.15 | 17 | | |
| #140 | 0.11 | 9 | | |
| #200 | 0.075 | 6.4 | | |
| | | | | |
| | | | | |

**Coefficients**

$D_{85}$ = 0.6277 mm  $D_{30}$ = 0.1866 mm

$D_{60}$ = 0.3139 mm  $D_{15}$ = 0.1370 mm

$D_{50}$ = 0.2627 mm  $D_{10}$ = 0.1108 mm

$C_u$ = 2.833  $C_c$ = 1.001

**Classification**

ASTM N/A

AASHTO Fine Sand (A-3 (1))

**Sample/Test Description**

Sand/Gravel Particle Shape : ---

Sand/Gravel Hardness : ---

printed 11/10/2020 11:16:16 AM

| | | | | | |
|---|---|---|---|---|---|
| Client: | AECOM | | | | |
| Project: | New Bedford Harbor LTM | | | | |
| Location: | New Bedford, MA | | | Project No: | GTX-312496 |
| Boring ID: | --- | Sample Type: | bag | Tested By: | ckg |
| Sample ID: | S-202-20FSP20-01 | Test Date: | 11/19/20 | Checked By: | bfs |
| Depth : | --- | Test Id: | 583289 | | |
| Test Comment: | --- | | | | |
| Visual Description: | Moist, very dark gray silty sand | | | | |
| Sample Comment: | --- | | | | |

# Particle Size Analysis - ASTM D6913/D7928

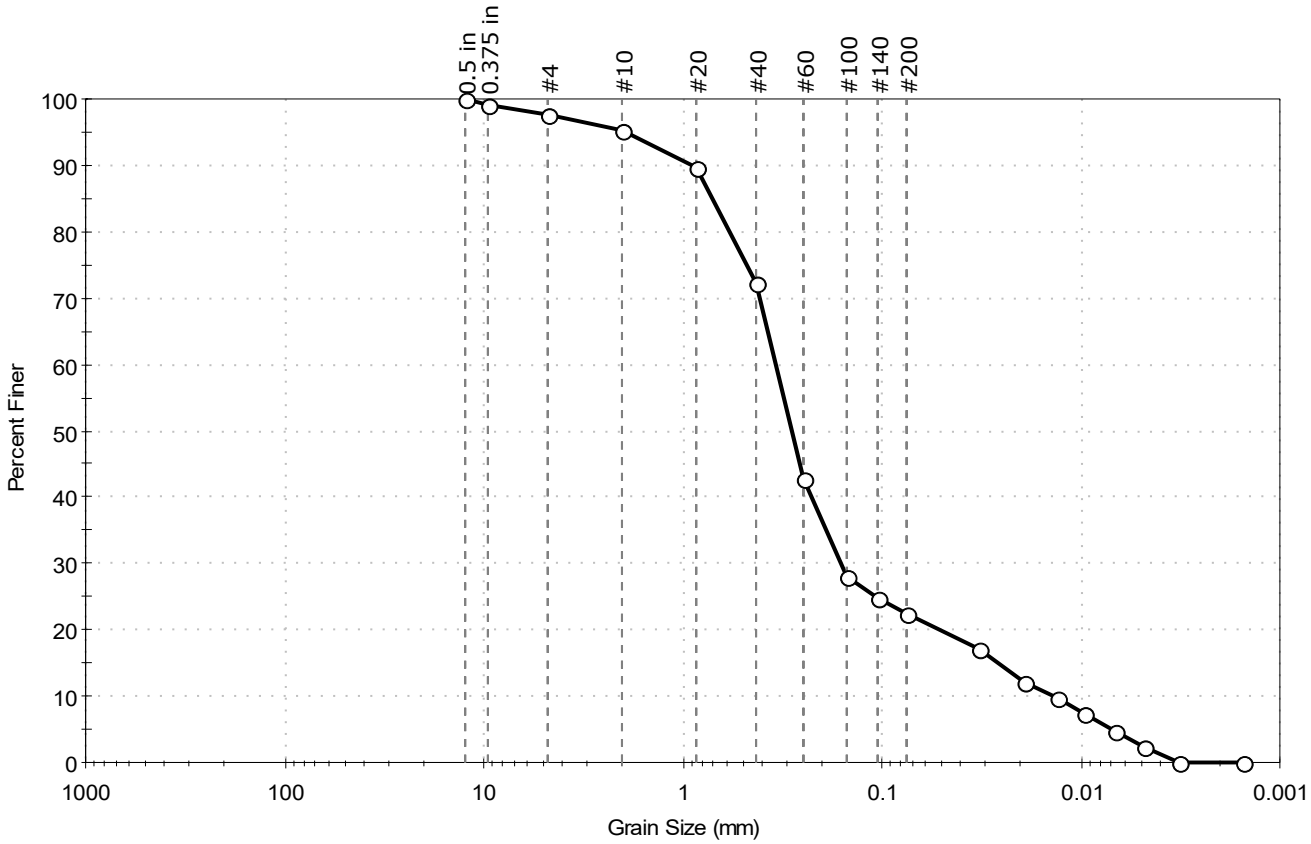


| % Cobble | % Gravel | % Sand | % Silt & Clay Size |
|---|---|---|---|
| — | 2.4 | 75.2 | 22.4 |

| Sieve Name | Sieve Size, mm | Percent Finer | Spec. Percent | Complies |
|---|---|---|---|---|
| 0.5 in | 12.50 | 100 | | |
| 0.375 in | 9.50 | 99 | | |
| #4 | 4.75 | 98 | | |
| #10 | 2.00 | 95 | | |
| #20 | 0.85 | 90 | | |
| #40 | 0.42 | 72 | | |
| #60 | 0.25 | 43 | | |
| #100 | 0.15 | 28 | | |
| #140 | 0.11 | 25 | | |
| #200 | 0.075 | 22 | | |
| Hydrometer | Particle Size (mm) | Percent Finer | Spec. Percent | Complies |
| --- | 0.0323 | 17 | | |
| --- | 0.0194 | 12 | | |
| --- | 0.0132 | 10 | | |
| --- | 0.0096 | 7 | | |
| --- | 0.0068 | 5 | | |
| --- | 0.0048 | 2 | | |
| --- | 0.0032 | 0 | | |
| --- | 0.0015 | 0 | | |
| | | | | |

**Coefficients**

$D_{85}$ = 0.7068 mm  $D_{30}$ = 0.1602 mm
$D_{60}$ = 0.3408 mm  $D_{15}$ = 0.0262 mm
$D_{50}$ = 0.2845 mm  $D_{10}$ = 0.0138 mm
$C_u$ = 24.696  $C_c$ = 5.457

**Classification**

ASTM N/A

AASHTO Silty Gravel and Sand (A-2-4 (0))

**Sample/Test Description**

Sand/Gravel Particle Shape : ---
Sand/Gravel Hardness : ---
Dispersion Device : Apparatus A - Mech Mixer
Dispersion Period : 1 minute
Est. Specific Gravity : 2.65
Separation of Sample: #200 Sieve

printed 12/7/2020 3:57:24 PM

| | | | | | |
|---|---|---|---|---|---|
| Client: | AECOM | | | | |
| Project: | New Bedford Harbor LTM | | | | |
| Location: | New Bedford, MA | | | Project No: | GTX-312496 |
| Boring ID: | --- | Sample Type: | bag | Tested By: | GA |
| Sample ID: | S-202-20FSP20-02 | Test Date: | 11/06/20 | Checked By: | jsc |
| Depth : | --- | Test Id: | 583290 | | |
| Test Comment: | --- | | | | |
| Visual Description: | Wet, very dark greenish gray sandy clay | | | | |
| Sample Comment: | --- | | | | |

# Particle Size Analysis - ASTM D6913

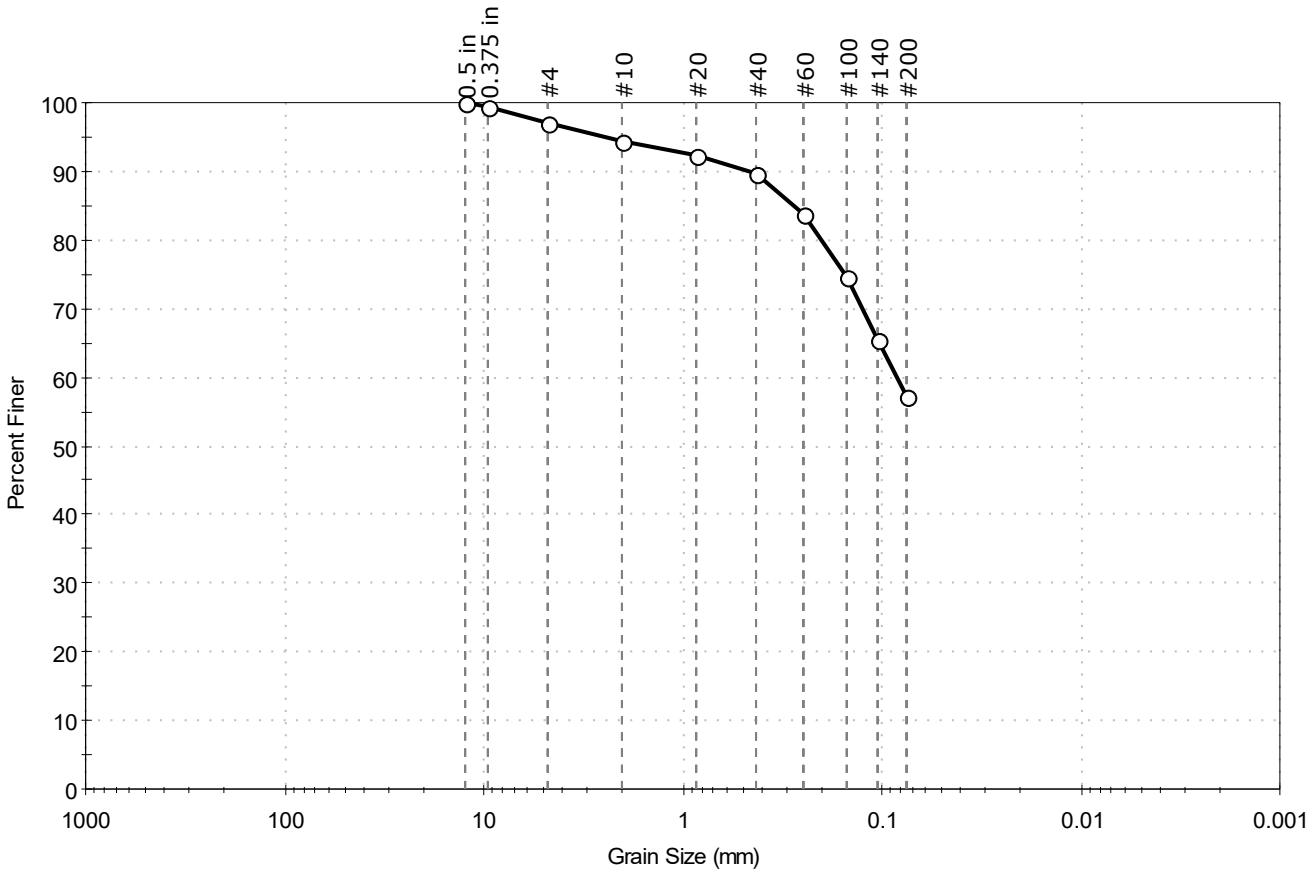


| % Cobble | % Gravel | % Sand | % Silt & Clay Size |
|---|---|---|---|
| — | 3.1 | 39.7 | 57.2 |

| Sieve Name | Sieve Size, mm | Percent Finer | Spec. Percent | Complies |
|---|---|---|---|---|
| 0.5 in | 12.50 | 100 | | |
| 0.375 in | 9.50 | 99 | | |
| #4 | 4.75 | 97 | | |
| #10 | 2.00 | 94 | | |
| #20 | 0.85 | 92 | | |
| #40 | 0.42 | 90 | | |
| #60 | 0.25 | 84 | | |
| #100 | 0.15 | 75 | | |
| #140 | 0.11 | 66 | | |
| #200 | 0.075 | 57 | | |
| | | | | |
| | | | | |

**Coefficients**

$D_{85}$ = 0.2772 mm  $D_{30}$ = N/A
$D_{60}$ = 0.0841 mm  $D_{15}$ = N/A
$D_{50}$ = N/A  $D_{10}$ = N/A
$C_u$ = N/A  $C_c$ = N/A

**Classification**

ASTM N/A

AASHTO Silty Soils (A-4 (0))

**Sample/Test Description**

Sand/Gravel Particle Shape : ANGULAR

Sand/Gravel Hardness : HARD

printed 11/10/2020 11:16:16 AM

| | | | | | |
|---|---|---|---|---|---|
| Client: | AECOM | | | | |
| Project: | New Bedford Harbor LTM | | | | |
| Location: | New Bedford, MA | | | Project No: | GTX-312496 |
| Boring ID: | --- | Sample Type: | bag | Tested By: | GA |
| Sample ID: | S-202-20FSP20-03 | Test Date: | 11/06/20 | Checked By: | jsc |
| Depth : | --- | Test Id: | 583291 | | |
| Test Comment: | --- | | | | |
| Visual Description: | Moist, very dark greenish gray silty sand | | | | |
| Sample Comment: | --- | | | | |

# Particle Size Analysis - ASTM D6913

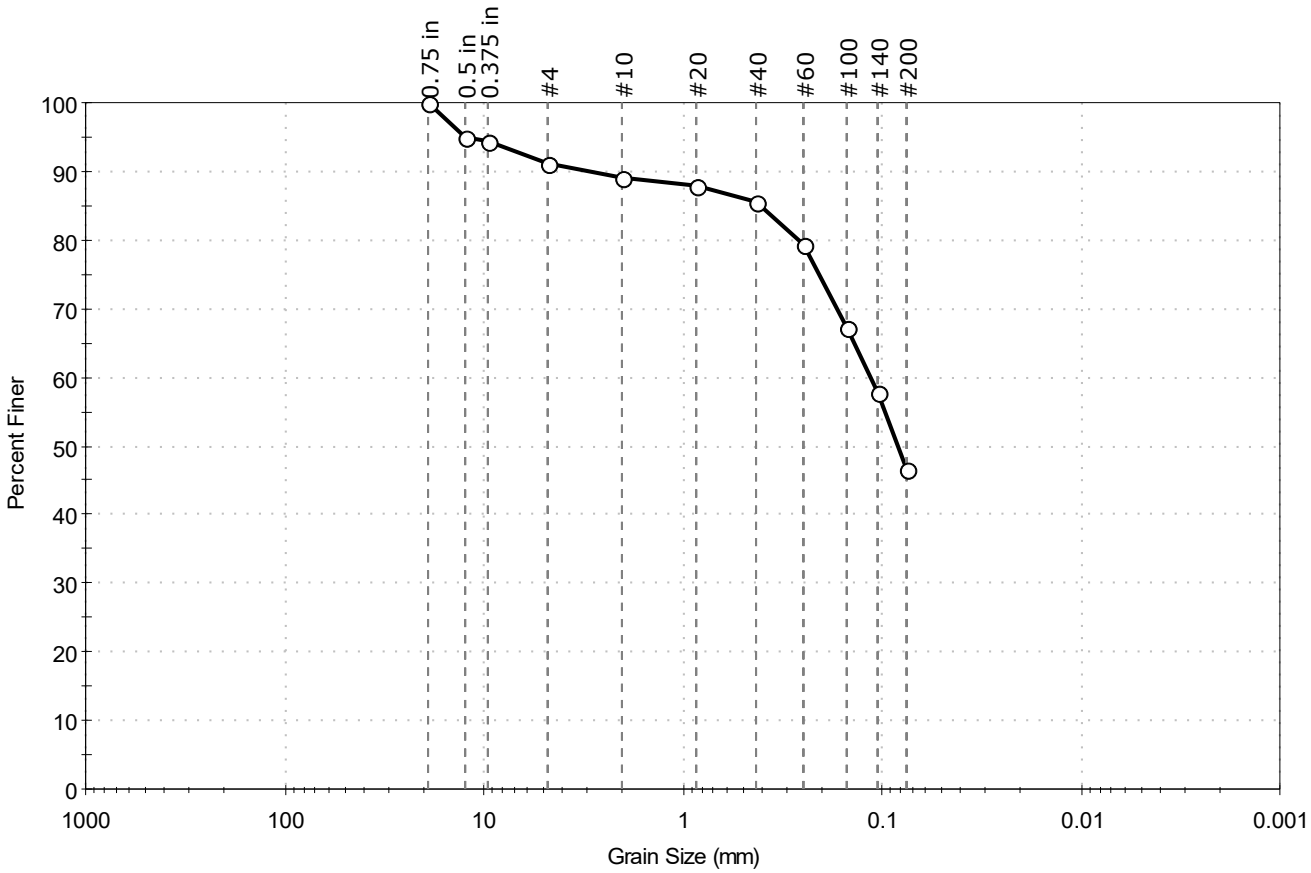


| % Cobble | % Gravel | % Sand | % Silt & Clay Size |
|---|---|---|---|
| -- | 8.9 | 44.6 | 46.5 |

| Sieve Name | Sieve Size, mm | Percent Finer | Spec. Percent | Complies |
|---|---|---|---|---|
| 0.75 in | 19.00 | 100 | | |
| 0.5 in | 12.50 | 95 | | |
| 0.375 in | 9.50 | 95 | | |
| #4 | 4.75 | 91 | | |
| #10 | 2.00 | 89 | | |
| #20 | 0.85 | 88 | | |
| #40 | 0.42 | 85 | | |
| #60 | 0.25 | 79 | | |
| #100 | 0.15 | 67 | | |
| #140 | 0.11 | 58 | | |
| #200 | 0.075 | 47 | | |
| | | | | |
| | | | | |

**Coefficients**

$D_{85}$ = 0.4075 mm  $D_{30}$ = N/A
$D_{60}$ = 0.1150 mm  $D_{15}$ = N/A
$D_{50}$ = 0.0833 mm  $D_{10}$ = N/A
$C_u$ = N/A  $C_c$ = N/A

**Classification**

ASTM N/A

AASHTO Silty Soils (A-4 (0))

**Sample/Test Description**

Sand/Gravel Particle Shape : ANGULAR

Sand/Gravel Hardness : SOFT

printed 11/10/2020 11:16:17 AM

| | | | | | |
|---|---|---|---|---|---|
| Client: | AECOM | | | | |
| Project: | New Bedford Harbor LTM | | | | |
| Location: | New Bedford, MA | | | Project No: | GTX-312496 |
| Boring ID: | --- | Sample Type: | bag | Tested By: | ckg |
| Sample ID: | S-204-20FSP20-01 | Test Date: | 11/23/20 | Checked By: | bfs |
| Depth : | --- | Test Id: | 583358 | | |
| Test Comment: | --- | | | | |
| Visual Description: | Moist, very dark grayish brown sandy silt | | | | |
| Sample Comment: | --- | | | | |

# Particle Size Analysis - ASTM D6913/D7928

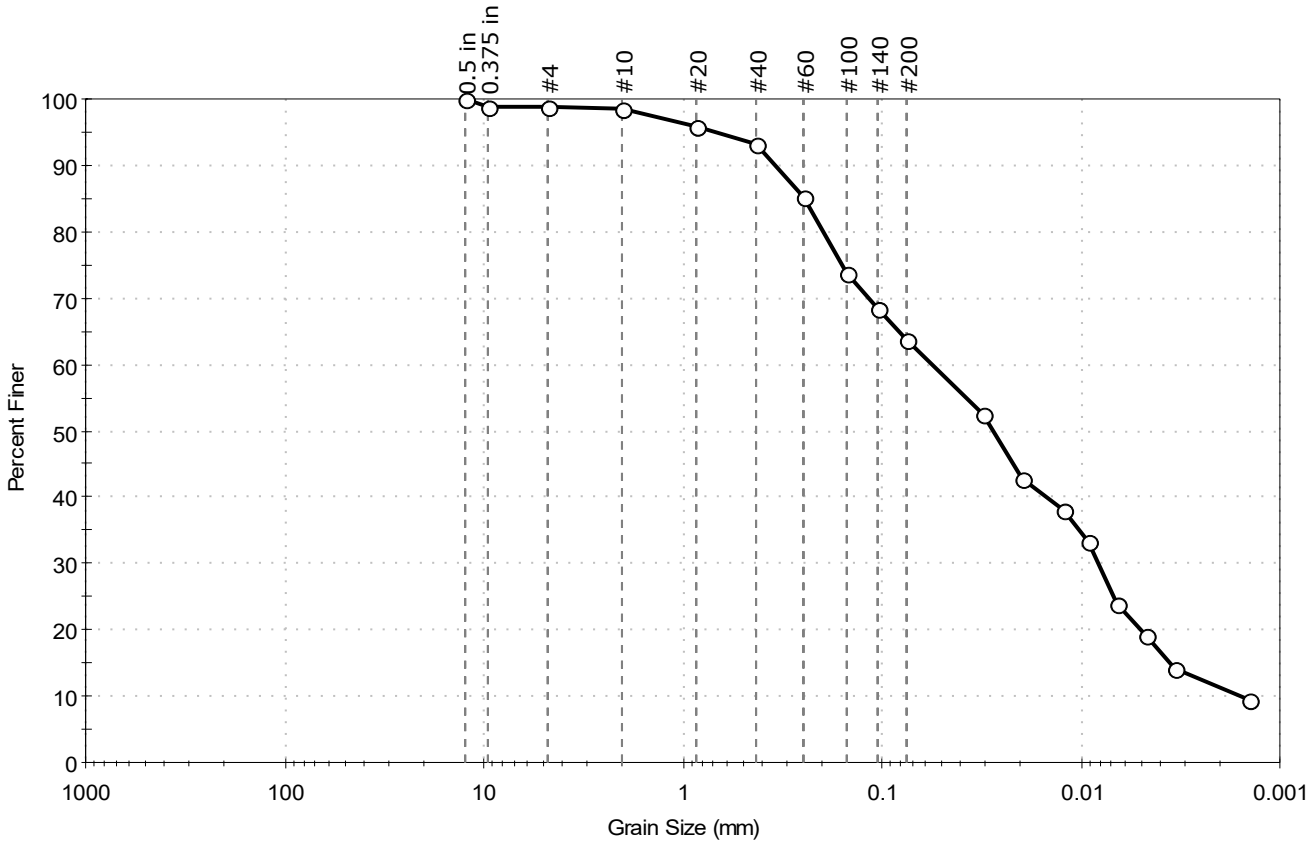


| % Cobble | % Gravel | % Sand | % Silt & Clay Size |
|---|---|---|---|
| — | 1.3 | 35.0 | 63.7 |

| Sieve Name | Sieve Size, mm | Percent Finer | Spec. Percent | Complies |
|---|---|---|---|---|
| 0.5 in | 12.50 | 100 | | |
| 0.375 in | 9.50 | 99 | | |
| #4 | 4.75 | 99 | | |
| #10 | 2.00 | 98 | | |
| #20 | 0.85 | 96 | | |
| #40 | 0.42 | 93 | | |
| #60 | 0.25 | 85 | | |
| #100 | 0.15 | 74 | | |
| #140 | 0.11 | 68 | | |
| #200 | 0.075 | 64 | | |
| Hydrometer | Particle Size (mm) | Percent Finer | Spec. Percent | Complies |
| --- | 0.0313 | 52 | | |
| --- | 0.0199 | 43 | | |
| --- | 0.0124 | 38 | | |
| --- | 0.0091 | 33 | | |
| --- | 0.0065 | 24 | | |
| --- | 0.0048 | 19 | | |
| --- | 0.0034 | 14 | | |
| --- | 0.0014 | 10 | | |
| | | | | |

**Coefficients**

$D_{85}$ = 0.2472 mm  $D_{30}$ = 0.0081 mm
$D_{60}$ = 0.0562 mm  $D_{15}$ = 0.0036 mm
$D_{50}$ = 0.0280 mm  $D_{10}$ = 0.0016 mm
$C_u$ = 35.125  $C_c$ = 0.730

**Classification**

ASTM N/A

AASHTO Silty Soils (A-4 (0))

**Sample/Test Description**

Sand/Gravel Particle Shape : ---
Sand/Gravel Hardness : ---
Dispersion Device : Apparatus A - Mech Mixer
Dispersion Period : 1 minute
Est. Specific Gravity : 2.65
Separation of Sample: #200 Sieve

printed 12/7/2020 3:57:28 PM

| | | | | | |
|---|---|---|---|---|---|
| Client: | AECOM | | | | |
| Project: | New Bedford Harbor LTM | | | | |
| Location: | New Bedford, MA | | | Project No: | GTX-312496 |
| Boring ID: | --- | Sample Type: | bag | Tested By: | ckg |
| Sample ID: | S-204-20FSP20-02 | Test Date: | 11/24/20 | Checked By: | bfs |
| Depth : | --- | Test Id: | 583359 | | |
| Test Comment: | --- | | | | |
| Visual Description: | Moist, dark gray sandy silt | | | | |
| Sample Comment: | --- | | | | |

# Particle Size Analysis - ASTM D6913

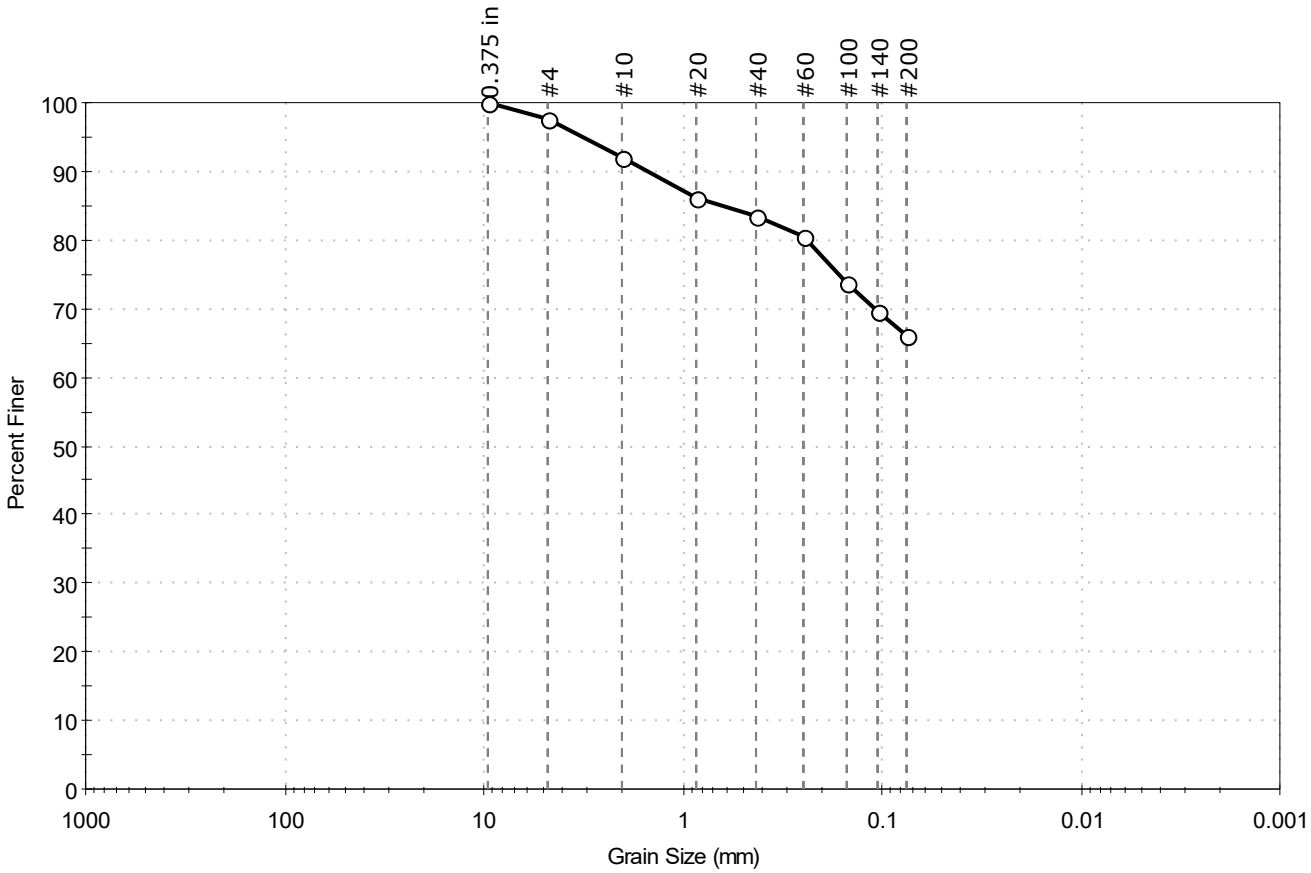


| % Cobble | % Gravel | % Sand | % Silt & Clay Size |
|---|---|---|---|
| -- | 2.3 | 31.7 | 66.0 |

| Sieve Name | Sieve Size, mm | Percent Finer | Spec. Percent | Complies |
|---|---|---|---|---|
| 0.375 in | 9.50 | 100 | | |
| #4 | 4.75 | 98 | | |
| #10 | 2.00 | 92 | | |
| #20 | 0.85 | 86 | | |
| #40 | 0.42 | 83 | | |
| #60 | 0.25 | 80 | | |
| #100 | 0.15 | 74 | | |
| #140 | 0.11 | 70 | | |
| #200 | 0.075 | 66 | | |
| | | | | |
| | | | | |

**Coefficients**

$D_{85}$ = 0.6327 mm  $D_{30}$ = N/A
$D_{60}$ = N/A  $D_{15}$ = N/A
$D_{50}$ = N/A  $D_{10}$ = N/A
$C_u$ = N/A  $C_c$ = N/A

**Classification**

ASTM N/A

AASHTO Silty Soils (A-4 (0))

**Sample/Test Description**

Sand/Gravel Particle Shape : ANGULAR

Sand/Gravel Hardness : HARD

printed 12/7/2020 3:57:30 PM

| | | | | | |
|---|---|---|---|---|---|
| Client: | AECOM | | | | |
| Project: | New Bedford Harbor LTM | | | | |
| Location: | New Bedford, MA | | | Project No: | GTX-312496 |
| Boring ID: | --- | Sample Type: | bag | Tested By: | ckg |
| Sample ID: | S-204-20FSP20-03 | Test Date: | 11/24/20 | Checked By: | bfs |
| Depth : | --- | Test Id: | 583360 | | |
| Test Comment: | --- | | | | |
| Visual Description: | Moist, dark gray silty sand | | | | |
| Sample Comment: | Sample contains shells | | | | |

# Particle Size Analysis - ASTM D6913

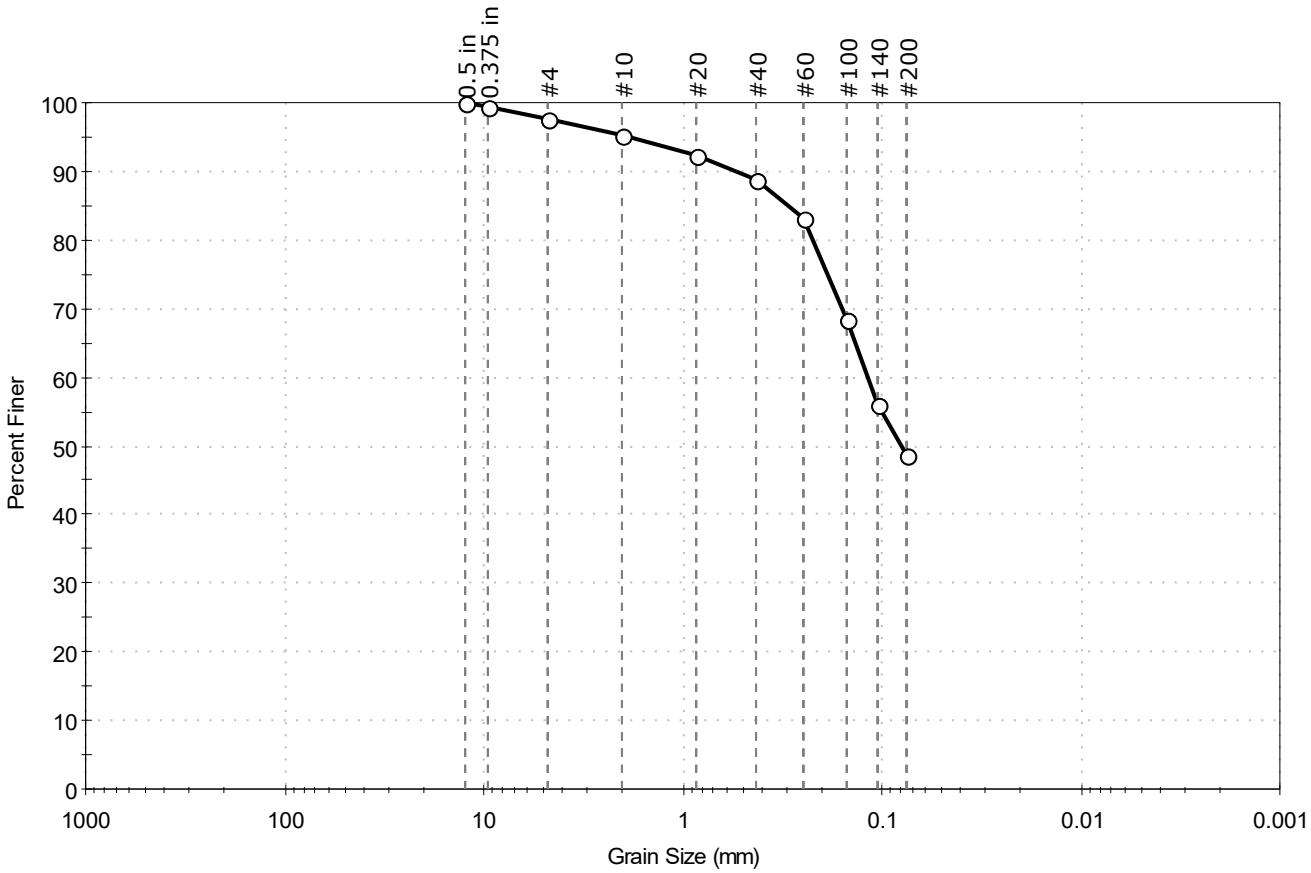


| % Cobble | % Gravel | % Sand | % Silt & Clay Size |
|---|---|---|---|
| -- | 2.4 | 48.9 | 48.7 |

| Sieve Name | Sieve Size, mm | Percent Finer | Spec. Percent | Complies |
|---|---|---|---|---|
| 0.5 in | 12.50 | 100 | | |
| 0.375 in | 9.50 | 99 | | |
| #4 | 4.75 | 98 | | |
| #10 | 2.00 | 95 | | |
| #20 | 0.85 | 92 | | |
| #40 | 0.42 | 89 | | |
| #60 | 0.25 | 83 | | |
| #100 | 0.15 | 68 | | |
| #140 | 0.11 | 56 | | |
| #200 | 0.075 | 49 | | |
| | | | | |
| | | | | |

**Coefficients**

$D_{85}$ = 0.2985 mm  $D_{30}$ = N/A

$D_{60}$ = 0.1188 mm  $D_{15}$ = N/A

$D_{50}$ = 0.0799 mm  $D_{10}$ = N/A

$C_u$ = N/A  $C_c$ = N/A

**Classification**

ASTM N/A

AASHTO Silty Soils (A-4 (0))

**Sample/Test Description**

Sand/Gravel Particle Shape : ---

Sand/Gravel Hardness : ---

printed 12/7/2020 3:57:32 PM

| | | | | | |
|---|---|---|---|---|---|
| Client: | AECOM | | | | |
| Project: | New Bedford Harbor LTM | | | | |
| Location: | New Bedford, MA | | | Project No: | GTX-312496 |
| Boring ID: | --- | Sample Type: | bag | Tested By: | ckg |
| Sample ID: | S-207-20FSP20-01 | Test Date: | 11/24/20 | Checked By: | bfs |
| Depth : | --- | Test Id: | 583362 | | |
| Test Comment: | --- | | | | |
| Visual Description: | Moist, dark gray silty sand | | | | |
| Sample Comment: | --- | | | | |

# Particle Size Analysis - ASTM D6913/D7928

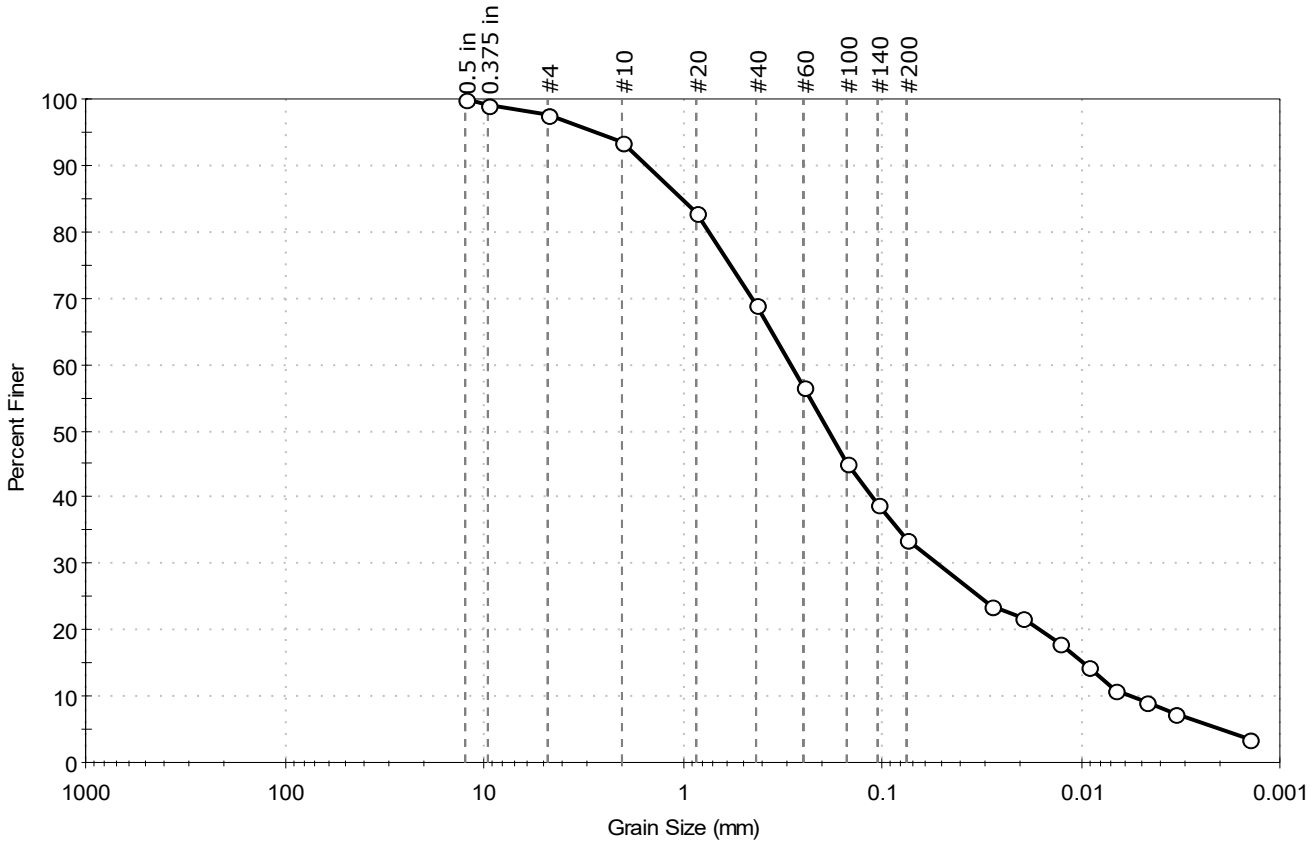


| % Cobble | % Gravel | % Sand | % Silt & Clay Size |
|---|---|---|---|
| — | 2.5 | 63.8 | 33.7 |

| Sieve Name | Sieve Size, mm | Percent Finer | Spec. Percent | Complies |
|---|---|---|---|---|
| 0.5 in | 12.50 | 100 | | |
| 0.375 in | 9.50 | 99 | | |
| #4 | 4.75 | 98 | | |
| #10 | 2.00 | 93 | | |
| #20 | 0.85 | 83 | | |
| #40 | 0.42 | 69 | | |
| #60 | 0.25 | 57 | | |
| #100 | 0.15 | 45 | | |
| #140 | 0.11 | 39 | | |
| #200 | 0.075 | 34 | | |
| Hydrometer | Particle Size (mm) | Percent Finer | Spec. Percent | Complies |
| --- | 0.0282 | 24 | | |
| --- | 0.0198 | 22 | | |
| --- | 0.0127 | 18 | | |
| --- | 0.0091 | 14 | | |
| --- | 0.0067 | 11 | | |
| --- | 0.0048 | 9 | | |
| --- | 0.0034 | 7 | | |
| --- | 0.0014 | 4 | | |
| | | | | |

**Coefficients**

$D_{85}$ = 1.0065 mm  $D_{30}$ = 0.0525 mm
$D_{60}$ = 0.2874 mm  $D_{15}$ = 0.0096 mm
$D_{50}$ = 0.1852 mm  $D_{10}$ = 0.0057 mm
$C_u$ = 50.421  $C_c$ = 1.683

**Classification**

ASTM N/A

AASHTO Silty Gravel and Sand (A-2-4 (0))

**Sample/Test Description**

Sand/Gravel Particle Shape : ROUNDED
Sand/Gravel Hardness : HARD
Dispersion Device : Apparatus A - Mech Mixer
Dispersion Period : 1 minute
Est. Specific Gravity : 2.65
Separation of Sample: #200 Sieve

printed 12/7/2020 3:57:36 PM

| | | | | | |
|---|---|---|---|---|---|
| Client: | AECOM | | | | |
| Project: | New Bedford Harbor LTM | | | | |
| Location: | New Bedford, MA | | | Project No: | GTX-312496 |
| Boring ID: | --- | Sample Type: | bag | Tested By: | ckg |
| Sample ID: | S-207-20FSP20-02 | Test Date: | 11/24/20 | Checked By: | bfs |
| Depth : | --- | Test Id: | 583363 | | |
| Test Comment: | --- | | | | |
| Visual Description: | Moist, dark gray sandy silt | | | | |
| Sample Comment: | --- | | | | |

# Particle Size Analysis - ASTM D6913

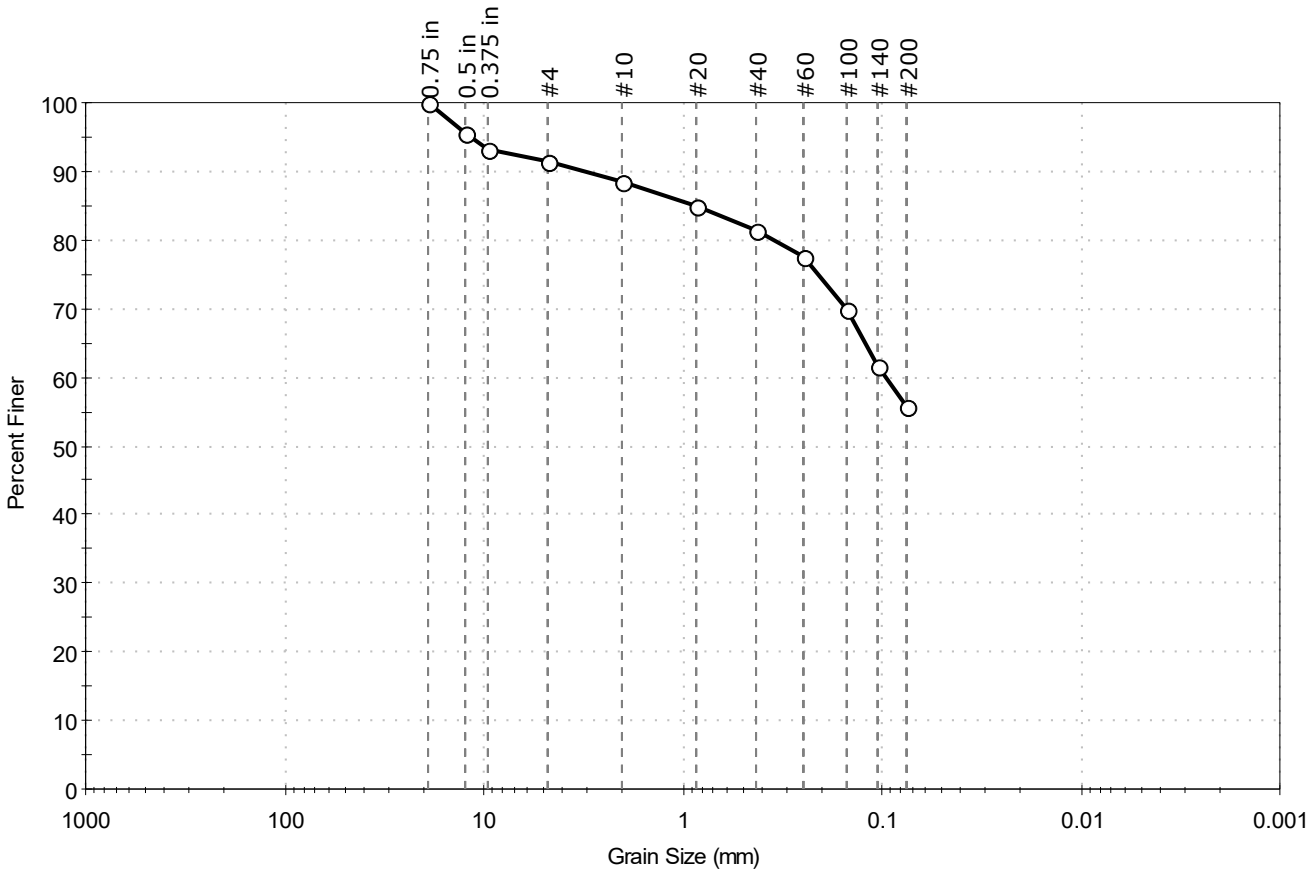


| % Cobble | % Gravel | % Sand | % Silt & Clay Size |
|---|---|---|---|
| — | 8.5 | 35.7 | 55.8 |

| Sieve Name | Sieve Size, mm | Percent Finer | Spec. Percent | Complies |
|---|---|---|---|---|
| 0.75 in | 19.00 | 100 | | |
| 0.5 in | 12.50 | 95 | | |
| 0.375 in | 9.50 | 93 | | |
| #4 | 4.75 | 91 | | |
| #10 | 2.00 | 88 | | |
| #20 | 0.85 | 85 | | |
| #40 | 0.42 | 81 | | |
| #60 | 0.25 | 78 | | |
| #100 | 0.15 | 70 | | |
| #140 | 0.11 | 62 | | |
| #200 | 0.075 | 56 | | |
| | | | | |
| | | | | |

**Coefficients**

$D_{85}$ = 0.8709 mm  $D_{30}$ = N/A
$D_{60}$ = 0.0957 mm  $D_{15}$ = N/A
$D_{50}$ = N/A  $D_{10}$ = N/A
$C_u$ = N/A  $C_c$ = N/A

**Classification**

ASTM N/A

AASHTO Silty Soils (A-4 (0))

**Sample/Test Description**

Sand/Gravel Particle Shape : ANGULAR

Sand/Gravel Hardness : HARD

printed 12/7/2020 3:57:37 PM

| | | | | | |
|---|---|---|---|---|---|
| Client: | AECOM | | | | |
| Project: | New Bedford Harbor LTM | | | | |
| Location: | New Bedford, MA | | | Project No: | GTX-312496 |
| Boring ID: | --- | Sample Type: | bag | Tested By: | ckg |
| Sample ID: | S-207-20FSP20-03 | Test Date: | 11/18/20 | Checked By: | bfs |
| Depth : | --- | Test Id: | 583364 | | |
| Test Comment: | --- | | | | |
| Visual Description: | Moist, dark olive gray clayey sand | | | | |
| Sample Comment: | --- | | | | |

# Particle Size Analysis - ASTM D6913

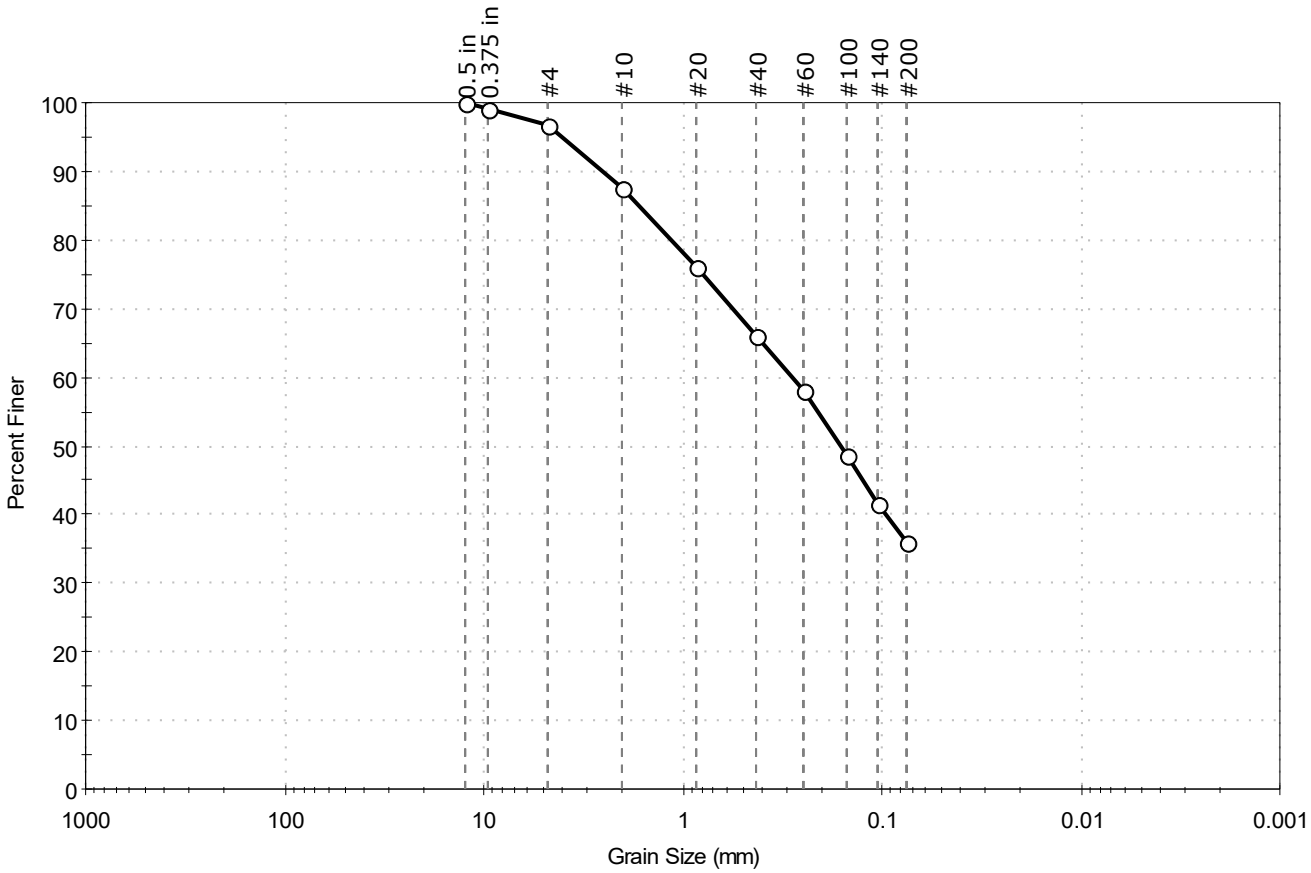


| % Cobble | % Gravel | % Sand | % Silt & Clay Size |
|---|---|---|---|
| — | 3.2 | 60.8 | 36.0 |

| Sieve Name | Sieve Size, mm | Percent Finer | Spec. Percent | Complies |
|---|---|---|---|---|
| 0.5 in | 12.50 | 100 | | |
| 0.375 in | 9.50 | 99 | | |
| #4 | 4.75 | 97 | | |
| #10 | 2.00 | 87 | | |
| #20 | 0.85 | 76 | | |
| #40 | 0.42 | 66 | | |
| #60 | 0.25 | 58 | | |
| #100 | 0.15 | 49 | | |
| #140 | 0.11 | 42 | | |
| #200 | 0.075 | 36 | | |
| | | | | |
| | | | | |

**Coefficients**

$D_{85}$ = 1.6579 mm  $D_{30}$ = N/A
$D_{60}$ = 0.2857 mm  $D_{15}$ = N/A
$D_{50}$ = 0.1608 mm  $D_{10}$ = N/A
$C_u$ = N/A  $C_c$ = N/A

**Classification**

ASTM N/A

AASHTO Silty Soils (A-4 (0))

**Sample/Test Description**

Sand/Gravel Particle Shape : ANGULAR

Sand/Gravel Hardness : HARD

printed 12/7/2020 3:57:39 PM

| | | | | | |
|---|---|---|---|---|---|
| Client: | AECOM | | | | |
| Project: | New Bedford Harbor LTM | | | | |
| Location: | New Bedford, MA | | | Project No: | GTX-312496 |
| Boring ID: | --- | Sample Type: | bag | Tested By: | ckg |
| Sample ID: | S-208-20FSP20-01 | Test Date: | 11/30/20 | Checked By: | bfs |
| Depth : | --- | Test Id: | 583366 | | |
| Test Comment: | --- | | | | |
| Visual Description: | Moist, dark gray silty sand | | | | |
| Sample Comment: | --- | | | | |

# Particle Size Analysis - ASTM D6913/D7928

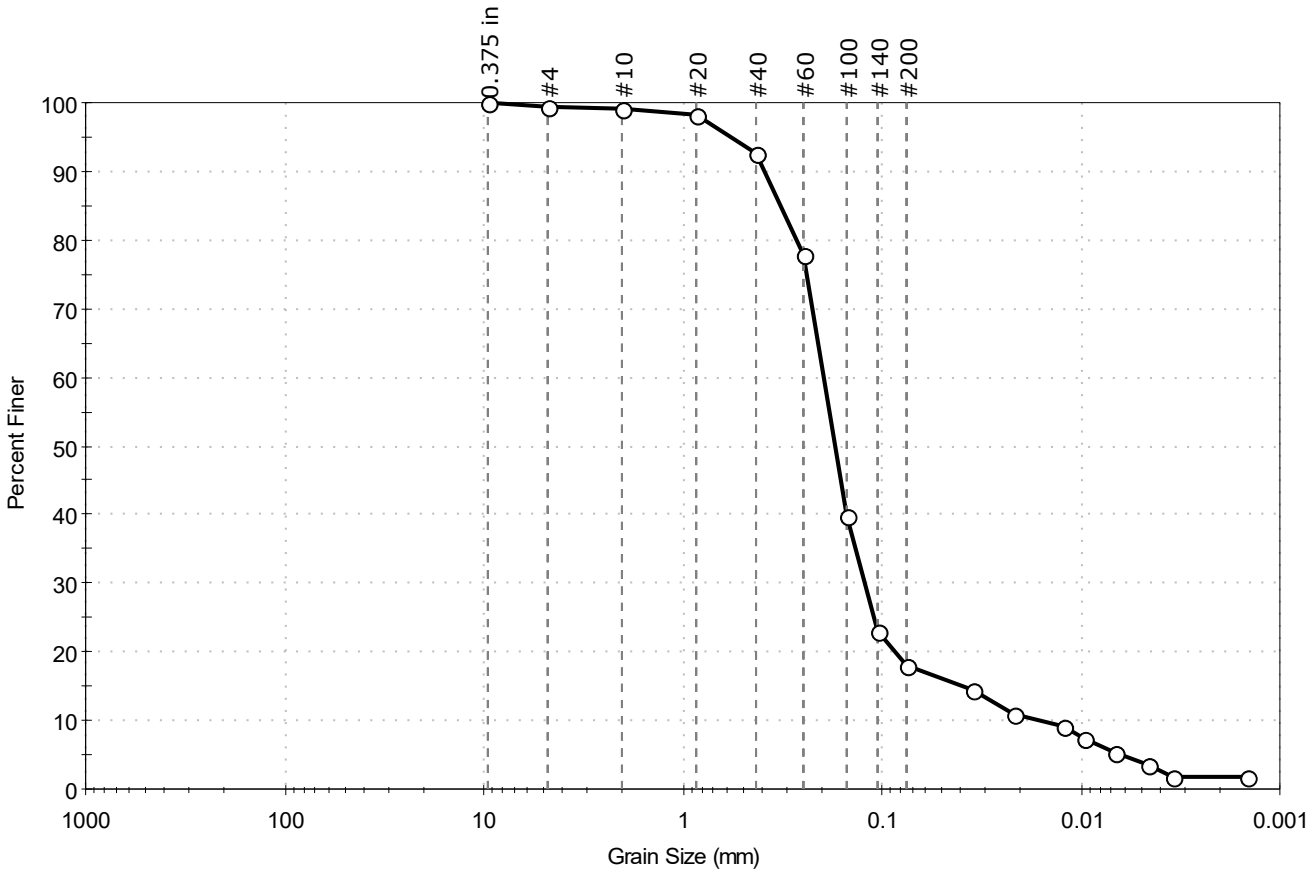


| % Cobble | % Gravel | % Sand | % Silt & Clay Size |
|---|---|---|---|
| — | 0.6 | 81.3 | 18.1 |

| Sieve Name | Sieve Size, mm | Percent Finer | Spec. Percent | Complies |
|---|---|---|---|---|
| 0.375 in | 9.50 | 100 | | |
| #4 | 4.75 | 99 | | |
| #10 | 2.00 | 99 | | |
| #20 | 0.85 | 98 | | |
| #40 | 0.42 | 93 | | |
| #60 | 0.25 | 78 | | |
| #100 | 0.15 | 40 | | |
| #140 | 0.11 | 23 | | |
| #200 | 0.075 | 18 | | |
| Hydrometer | Particle Size (mm) | Percent Finer | Spec. Percent | Complies |
| --- | 0.0353 | 14 | | |
| --- | 0.0218 | 11 | | |
| --- | 0.0123 | 9 | | |
| --- | 0.0096 | 7 | | |
| --- | 0.0068 | 5 | | |
| --- | 0.0046 | 4 | | |
| --- | 0.0034 | 2 | | |
| --- | 0.0015 | 2 | | |
| | | | | |

**Coefficients**

| | |
|---|---|
| $D_{85}$ = 0.3223 mm | $D_{30}$ = 0.1223 mm |
| $D_{60}$ = 0.1966 mm | $D_{15}$ = 0.0394 mm |
| $D_{50}$ = 0.1719 mm | $D_{10}$ = 0.0167 mm |
| $C_u$ = 11.772 | $C_c$ = 4.556 |

**Classification**

ASTM N/A

AASHTO Silty Gravel and Sand (A-2-4 (0))

**Sample/Test Description**

Sand/Gravel Particle Shape : ---

Sand/Gravel Hardness : ---

Dispersion Device : Apparatus A - Mech Mixer

Dispersion Period : 1 minute

Est. Specific Gravity : 2.65

Separation of Sample: #200 Sieve

printed 12/7/2020 4:00:20 PM

| | | | | | |
|---|---|---|---|---|---|
| Client: | AECOM | | | | |
| Project: | New Bedford Harbor LTM | | | | |
| Location: | New Bedford, MA | | | Project No: | GTX-312496 |
| Boring ID: | --- | Sample Type: | bag | Tested By: | ckg |
| Sample ID: | S-208-20FSP20-02 | Test Date: | 11/20/20 | Checked By: | bfs |
| Depth : | --- | Test Id: | 583367 | | |
| Test Comment: | --- | | | | |
| Visual Description: | Moist, dark gray silty sand | | | | |
| Sample Comment: | --- | | | | |

# Particle Size Analysis - ASTM D6913

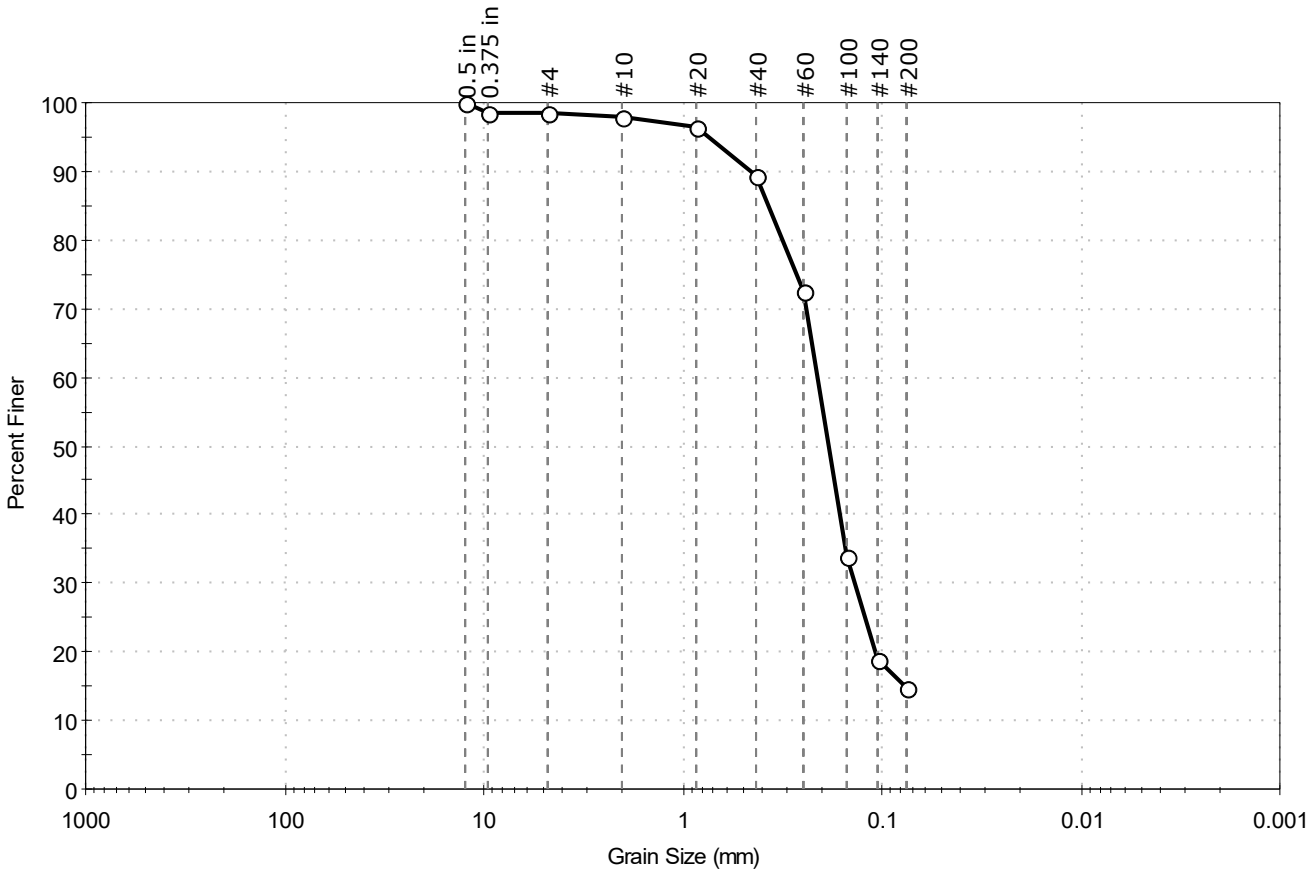


| % Cobble | % Gravel | % Sand | % Silt & Clay Size |
|---|---|---|---|
| — | 1.5 | 83.6 | 14.9 |

| Sieve Name | Sieve Size, mm | Percent Finer | Spec. Percent | Complies |
|---|---|---|---|---|
| 0.5 in | 12.50 | 100 | | |
| 0.375 in | 9.50 | 98 | | |
| #4 | 4.75 | 98 | | |
| #10 | 2.00 | 98 | | |
| #20 | 0.85 | 97 | | |
| #40 | 0.42 | 89 | | |
| #60 | 0.25 | 72 | | |
| #100 | 0.15 | 34 | | |
| #140 | 0.11 | 19 | | |
| #200 | 0.075 | 15 | | |
| | | | | |
| | | | | |

**Coefficients**

$D_{85}$ = 0.3715 mm  $D_{30}$ = 0.1368 mm
$D_{60}$ = 0.2118 mm  $D_{15}$ = 0.0759 mm
$D_{50}$ = 0.1855 mm  $D_{10}$ = N/A
$C_u$ = N/A  $C_c$ = N/A

**Classification**

ASTM N/A

AASHTO Silty Gravel and Sand (A-2-4 (0))

**Sample/Test Description**

Sand/Gravel Particle Shape : ---

Sand/Gravel Hardness : ---

printed 12/7/2020 4:00:23 PM

| | | | | | |
|---|---|---|---|---|---|
| Client: | AECOM | | | | |
| Project: | New Bedford Harbor LTM | | | | |
| Location: | New Bedford, MA | | | Project No: | GTX-312496 |
| Boring ID: | --- | Sample Type: | bag | Tested By: | ckg |
| Sample ID: | S-208-20FSP20-03 | Test Date: | 11/24/20 | Checked By: | bfs |
| Depth : | --- | Test Id: | 583368 | | |
| Test Comment: | --- | | | | |
| Visual Description: | Moist, dark olive gray clayey sand | | | | |
| Sample Comment: | Sample contains shells | | | | |

# Particle Size Analysis - ASTM D6913

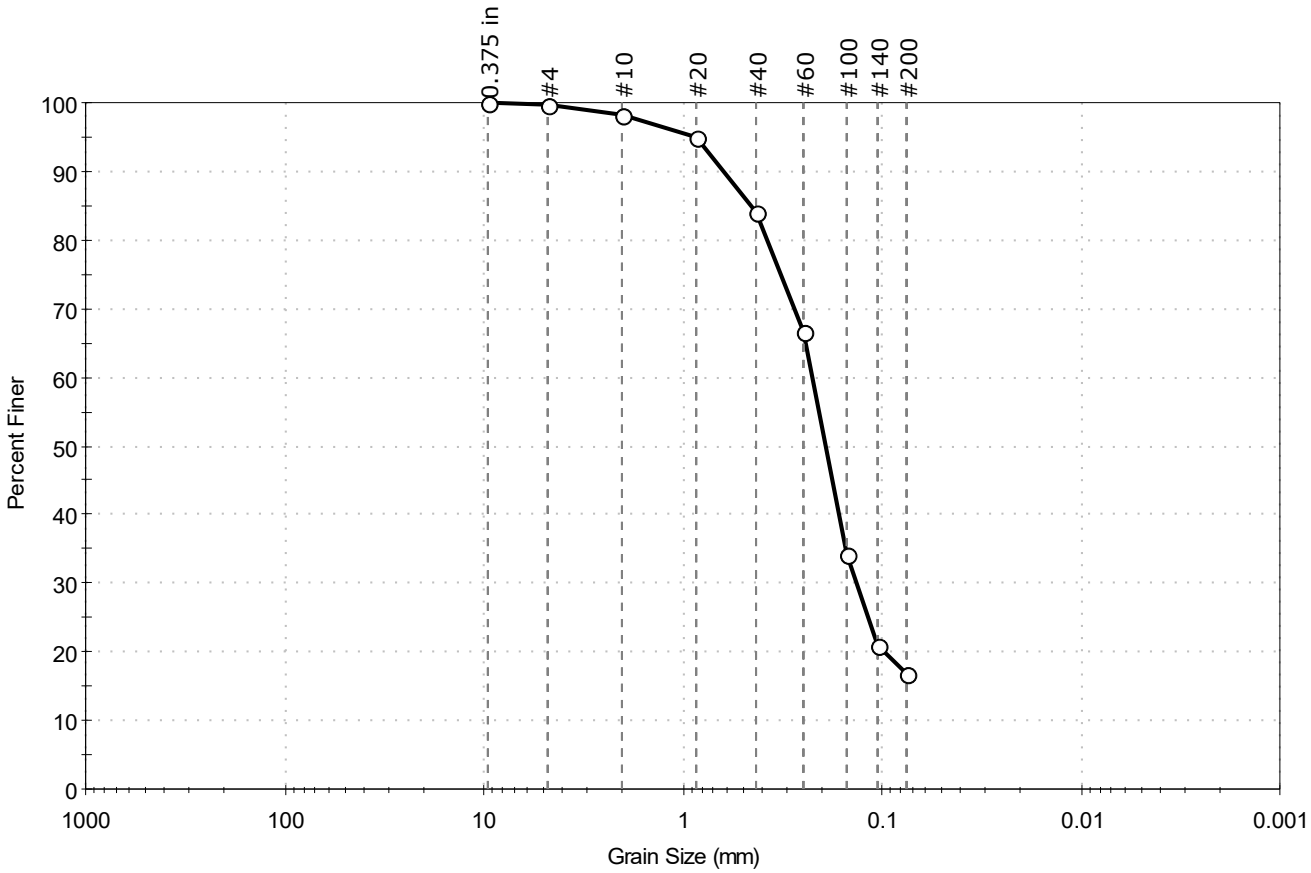


| % Cobble | % Gravel | % Sand | % Silt & Clay Size |
|---|---|---|---|
| — | 0.3 | 82.8 | 16.9 |

| Sieve Name | Sieve Size, mm | Percent Finer | Spec. Percent | Complies |
|---|---|---|---|---|
| 0.375 in | 9.50 | 100 | | |
| #4 | 4.75 | 100 | | |
| #10 | 2.00 | 98 | | |
| #20 | 0.85 | 95 | | |
| #40 | 0.42 | 84 | | |
| #60 | 0.25 | 67 | | |
| #100 | 0.15 | 34 | | |
| #140 | 0.11 | 21 | | |
| #200 | 0.075 | 17 | | |
| | | | | |
| | | | | |

**Coefficients**

$D_{85}$ = 0.4533 mm  $D_{30}$ = 0.1345 mm

$D_{60}$ = 0.2250 mm  $D_{15}$ = N/A

$D_{50}$ = 0.1923 mm  $D_{10}$ = N/A

$C_u$ = N/A  $C_c$ = N/A

**Classification**

ASTM N/A

AASHTO Silty Gravel and Sand (A-2-4 (0))

**Sample/Test Description**

Sand/Gravel Particle Shape : ---

Sand/Gravel Hardness : ---

printed 12/7/2020 4:00:28 PM

| | | | | | |
|---|---|---|---|---|---|
| Client: | AECOM | | | | |
| Project: | New Bedford Harbor LTM | | | | |
| Location: | New Bedford, MA | | | Project No: | GTX-312496 |
| Boring ID: | --- | Sample Type: | bag | Tested By: | ckg |
| Sample ID: | S-211-20FSP20-01 | Test Date: | 11/25/20 | Checked By: | bfs |
| Depth : | --- | Test Id: | 583370 | | |
| Test Comment: | --- | | | | |
| Visual Description: | Moist, dark gray sandy silt | | | | |
| Sample Comment: | --- | | | | |

# Particle Size Analysis - ASTM D6913/D7928

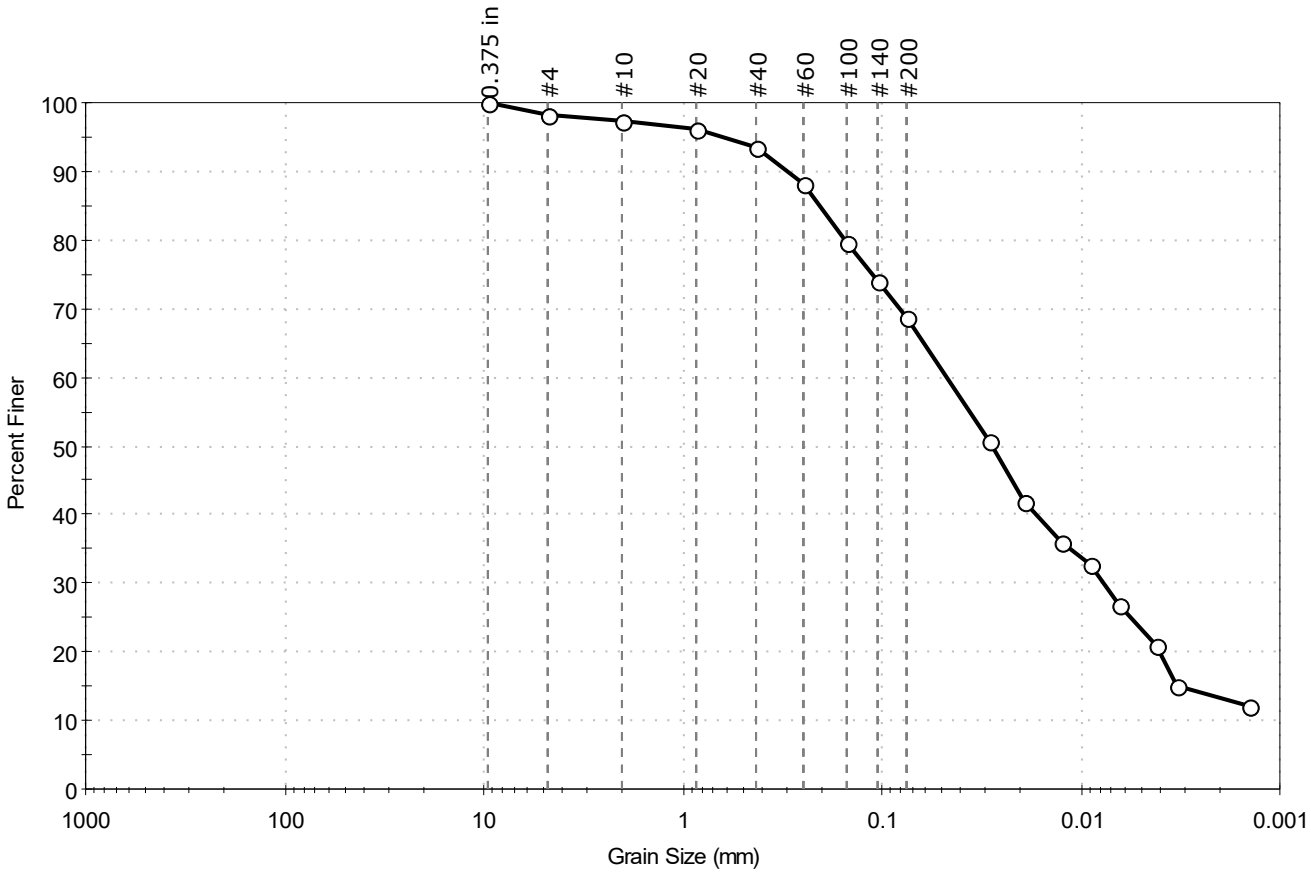


| % Cobble | % Gravel | % Sand | % Silt & Clay Size |
|---|---|---|---|
| — | 1.7 | 29.6 | 68.7 |

| Sieve Name | Sieve Size, mm | Percent Finer | Spec. Percent | Complies |
|---|---|---|---|---|
| 0.375 in | 9.50 | 100 | | |
| #4 | 4.75 | 98 | | |
| #10 | 2.00 | 97 | | |
| #20 | 0.85 | 96 | | |
| #40 | 0.42 | 94 | | |
| #60 | 0.25 | 88 | | |
| #100 | 0.15 | 80 | | |
| #140 | 0.11 | 74 | | |
| #200 | 0.075 | 69 | | |
| Hydrometer | Particle Size (mm) | Percent Finer | Spec. Percent | Complies |
| --- | 0.0286 | 51 | | |
| --- | 0.0192 | 42 | | |
| --- | 0.0125 | 36 | | |
| --- | 0.0091 | 33 | | |
| --- | 0.0064 | 27 | | |
| --- | 0.0042 | 21 | | |
| --- | 0.0033 | 15 | | |
| --- | 0.0014 | 12 | | |
| | | | | |

**Coefficients**

$D_{85}$ = 0.2056 mm  $D_{30}$ = 0.0077 mm
$D_{60}$ = 0.0469 mm  $D_{15}$ = 0.0033 mm
$D_{50}$ = 0.0276 mm  $D_{10}$ = N/A
$C_u$ = N/A  $C_c$ = N/A

**Classification**

ASTM N/A

AASHTO Silty Soils (A-4 (0))

**Sample/Test Description**

Sand/Gravel Particle Shape : ---
Sand/Gravel Hardness : ---
Dispersion Device : Apparatus A - Mech Mixer
Dispersion Period : 1 minute
Est. Specific Gravity : 2.65
Separation of Sample: #200 Sieve

printed 12/7/2020 4:00:38 PM

| | | | | | |
|---|---|---|---|---|---|
| Client: | AECOM | | | | |
| Project: | New Bedford Harbor LTM | | | | |
| Location: | New Bedford, MA | | | Project No: | GTX-312496 |
| Boring ID: | --- | Sample Type: | bag | Tested By: | ckg |
| Sample ID: | S-211-20FSP20-02 | Test Date: | 11/20/20 | Checked By: | bfs |
| Depth : | --- | Test Id: | 583371 | | |
| Test Comment: | --- | | | | |
| Visual Description: | Moist, dark olive gray sandy clay | | | | |
| Sample Comment: | --- | | | | |

# Particle Size Analysis - ASTM D6913

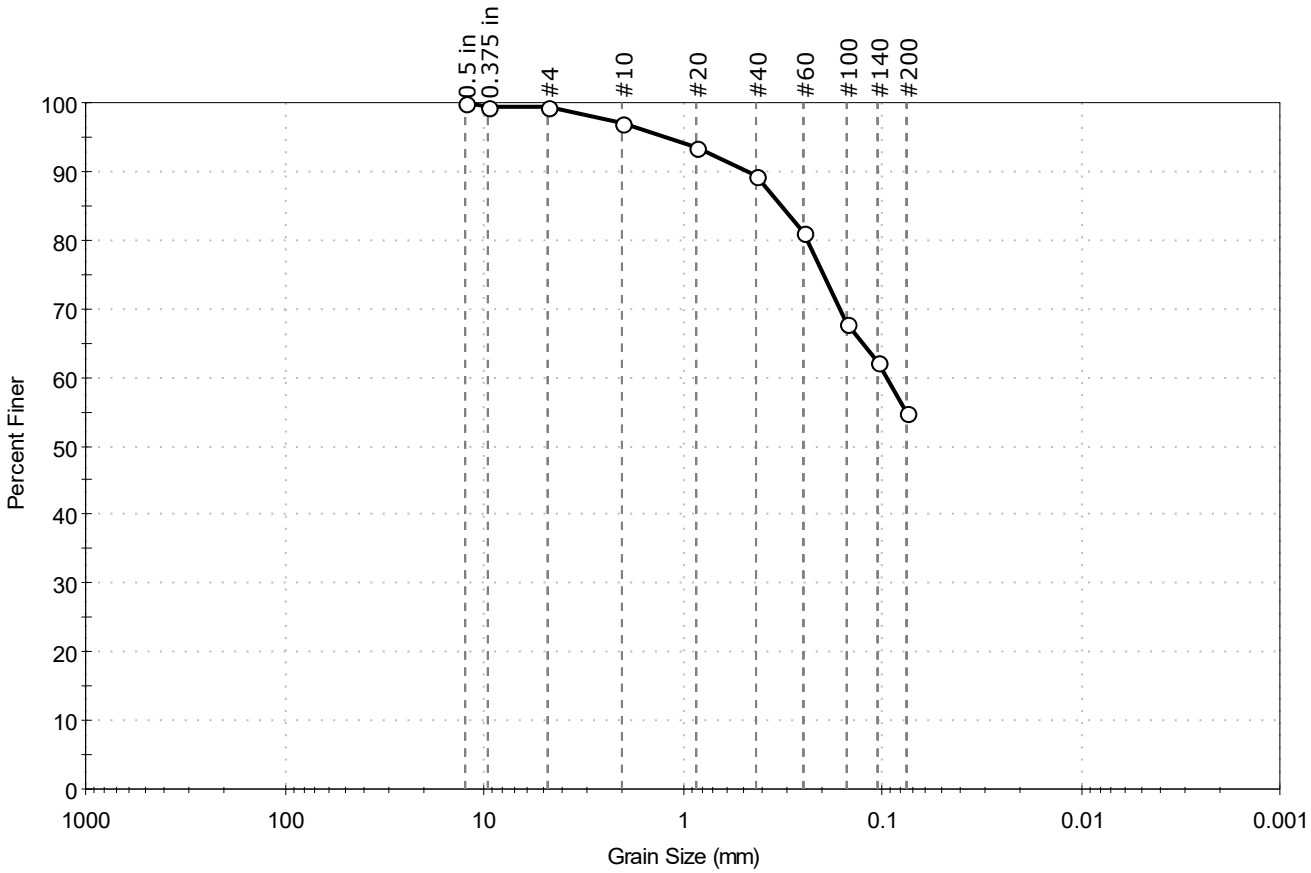


| % Cobble | % Gravel | % Sand | % Silt & Clay Size |
|---|---|---|---|
| -- | 0.7 | 44.3 | 55.0 |

| Sieve Name | Sieve Size, mm | Percent Finer | Spec. Percent | Complies |
|---|---|---|---|---|
| 0.5 in | 12.50 | 100 | | |
| 0.375 in | 9.50 | 99 | | |
| #4 | 4.75 | 99 | | |
| #10 | 2.00 | 97 | | |
| #20 | 0.85 | 93 | | |
| #40 | 0.42 | 89 | | |
| #60 | 0.25 | 81 | | |
| #100 | 0.15 | 68 | | |
| #140 | 0.11 | 62 | | |
| #200 | 0.075 | 55 | | |
| | | | | |
| | | | | |

**Coefficients**

$D_{85}$ = 0.3198 mm  $D_{30}$ = N/A
$D_{60}$ = 0.0951 mm  $D_{15}$ = N/A
$D_{50}$ = N/A  $D_{10}$ = N/A
$C_u$ = N/A  $C_c$ = N/A

**Classification**

ASTM N/A

AASHTO Silty Soils (A-4 (0))

**Sample/Test Description**

Sand/Gravel Particle Shape : ---

Sand/Gravel Hardness : ---

printed 12/7/2020 4:00:41 PM

| | | | | | |
|---|---|---|---|---|---|
| Client: | AECOM | | | | |
| Project: | New Bedford Harbor LTM | | | | |
| Location: | New Bedford, MA | | | Project No: | GTX-312496 |
| Boring ID: | --- | Sample Type: | bag | Tested By: | ckg |
| Sample ID: | S-211-20FSP20-03 | Test Date: | 11/20/20 | Checked By: | bfs |
| Depth : | --- | Test Id: | 583372 | | |
| Test Comment: | --- | | | | |
| Visual Description: | Moist. dark olive gray sandy clay | | | | |
| Sample Comment: | --- | | | | |

# Particle Size Analysis - ASTM D6913

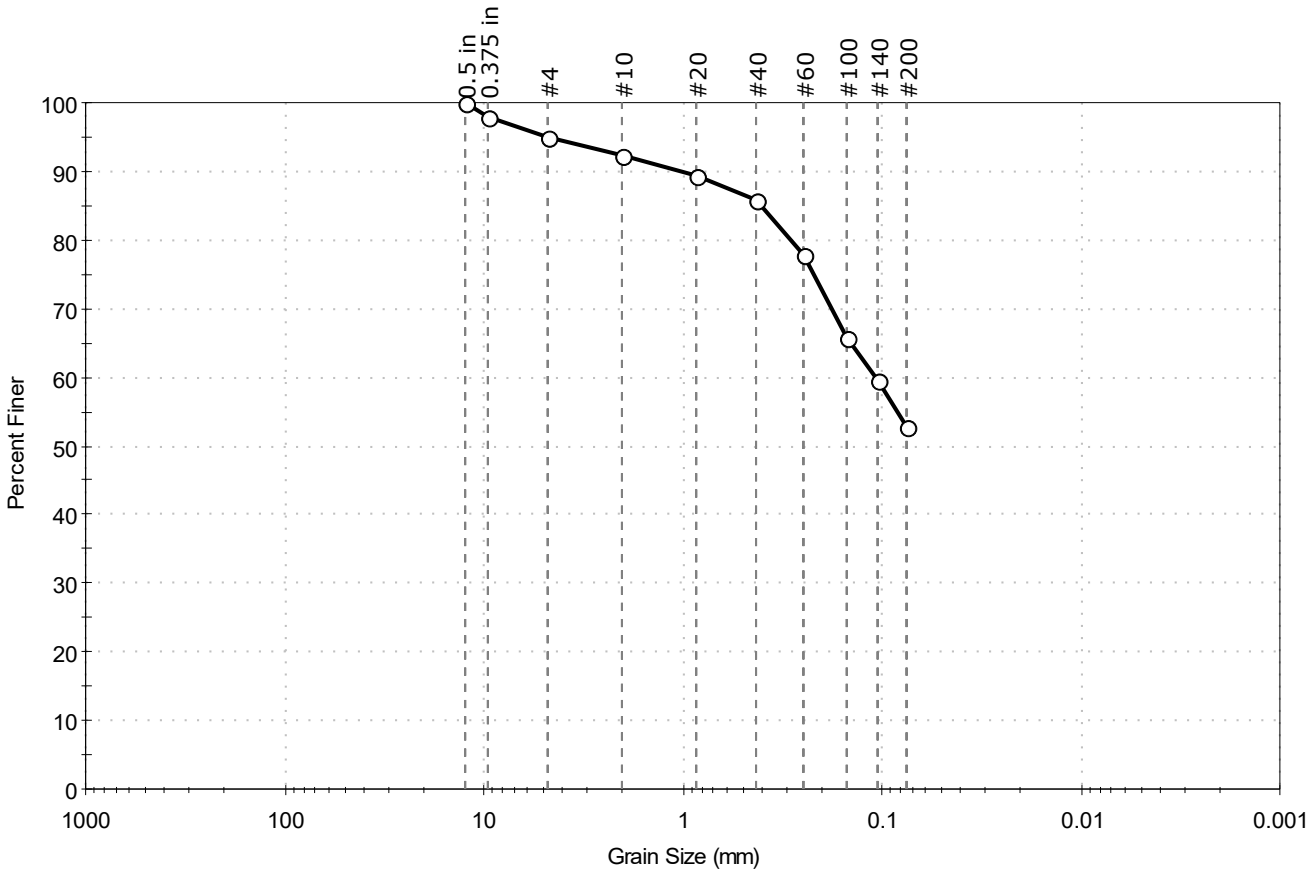


| % Cobble | % Gravel | % Sand | % Silt & Clay Size |
|---|---|---|---|
| -- | 5.0 | 42.2 | 52.8 |

| Sieve Name | Sieve Size, mm | Percent Finer | Spec. Percent | Complies |
|---|---|---|---|---|
| 0.5 in | 12.50 | 100 | | |
| 0.375 in | 9.50 | 98 | | |
| #4 | 4.75 | 95 | | |
| #10 | 2.00 | 92 | | |
| #20 | 0.85 | 89 | | |
| #40 | 0.42 | 86 | | |
| #60 | 0.25 | 78 | | |
| #100 | 0.15 | 66 | | |
| #140 | 0.11 | 60 | | |
| #200 | 0.075 | 53 | | |
| | | | | |
| | | | | |

**Coefficients**

$D_{85}$ = 0.4023 mm  $D_{30}$ = N/A
$D_{60}$ = 0.1088 mm  $D_{15}$ = N/A
$D_{50}$ = N/A  $D_{10}$ = N/A
$C_u$ = N/A  $C_c$ = N/A

**Classification**

ASTM N/A

AASHTO Silty Soils (A-4 (0))

**Sample/Test Description**

Sand/Gravel Particle Shape : ANGULAR

Sand/Gravel Hardness : HARD

printed 12/7/2020 4:00:45 PM

| | | | | | |
|---|---|---|---|---|---|
| Client: | AECOM | | | | |
| Project: | New Bedford Harbor LTM | | | | |
| Location: | New Bedford, MA | | | Project No: | GTX-312496 |
| Boring ID: | --- | Sample Type: | bag | Tested By: | ckg |
| Sample ID: | S-212-20FSP20-01 | Test Date: | 11/24/20 | Checked By: | bfs |
| Depth : | --- | Test Id: | 583374 | | |
| Test Comment: | --- | | | | |
| Visual Description: | Moist, dark gray silt | | | | |
| Sample Comment: | --- | | | | |

# Particle Size Analysis - ASTM D6913/D7928

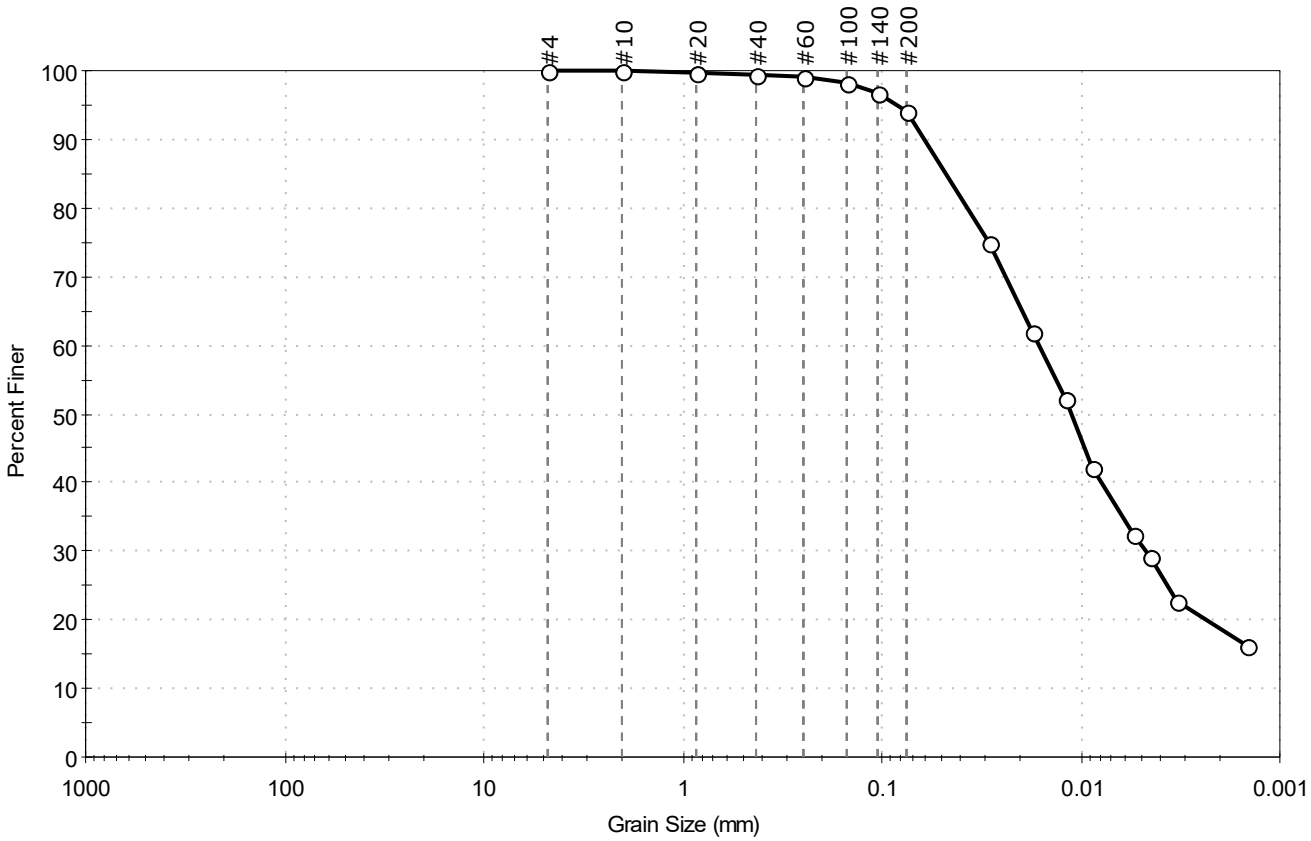


| % Cobble | % Gravel | % Sand | % Silt & Clay Size |
|---|---|---|---|
| — | 0.0 | 6.0 | 94.0 |

| Sieve Name | Sieve Size, mm | Percent Finer | Spec. Percent | Complies |
|---|---|---|---|---|
| #4 | 4.75 | 100 | | |
| #10 | 2.00 | 100 | | |
| #20 | 0.85 | 100 | | |
| #40 | 0.42 | 99 | | |
| #60 | 0.25 | 99 | | |
| #100 | 0.15 | 98 | | |
| #140 | 0.11 | 97 | | |
| #200 | 0.075 | 94 | | |
| Hydrometer | Particle Size (mm) | Percent Finer | Spec. Percent | Complies |
| --- | 0.0287 | 75 | | |
| --- | 0.0176 | 62 | | |
| --- | 0.0120 | 52 | | |
| --- | 0.0089 | 42 | | |
| --- | 0.0054 | 33 | | |
| --- | 0.0045 | 29 | | |
| --- | 0.0033 | 23 | | |
| --- | 0.0015 | 16 | | |
| | | | | |

**Coefficients**

$D_{85}$ = 0.0477 mm  $D_{30}$ = 0.0047 mm
$D_{60}$ = 0.0164 mm  $D_{15}$ = N/A
$D_{50}$ = 0.0112 mm  $D_{10}$ = N/A
$C_u$ = N/A  $C_c$ = N/A

**Classification**

ASTM N/A

AASHTO Silty Soils (A-4 (0))

**Sample/Test Description**

Sand/Gravel Particle Shape : ---
Sand/Gravel Hardness : ---
Dispersion Device : Apparatus A - Mech Mixer
Dispersion Period : 1 minute
Est. Specific Gravity : 2.65
Separation of Sample: #200 Sieve

printed 12/7/2020 4:00:56 PM

| | | | | | |
|---|---|---|---|---|---|
| Client: | AECOM | | | | |
| Project: | New Bedford Harbor LTM | | | | |
| Location: | New Bedford, MA | | | Project No: | GTX-312496 |
| Boring ID: | --- | Sample Type: | bag | Tested By: | ckg |
| Sample ID: | S-212-20FSP20-02 | Test Date: | 11/20/20 | Checked By: | bfs |
| Depth : | --- | Test Id: | 583375 | | |
| Test Comment: | --- | | | | |
| Visual Description: | Moist, dark gray silt | | | | |
| Sample Comment: | --- | | | | |

# Particle Size Analysis - ASTM D6913

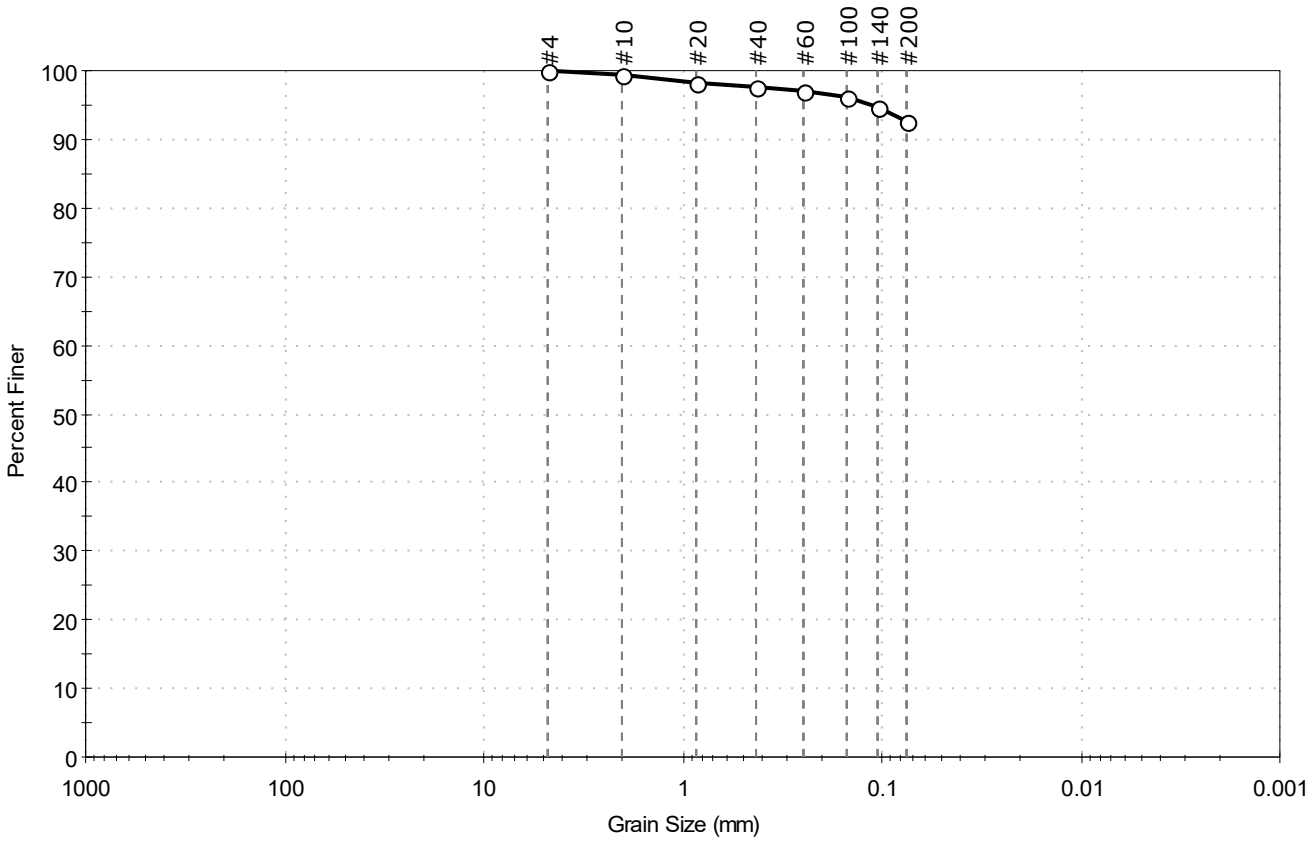


| % Cobble | % Gravel | % Sand | % Silt & Clay Size |
|---|---|---|---|
| -- | 0.0 | 7.3 | 92.7 |

| Sieve Name | Sieve Size, mm | Percent Finer | Spec. Percent | Complies |
|---|---|---|---|---|
| #4 | 4.75 | 100 | | |
| #10 | 2.00 | 99 | | |
| #20 | 0.85 | 98 | | |
| #40 | 0.42 | 98 | | |
| #60 | 0.25 | 97 | | |
| #100 | 0.15 | 96 | | |
| #140 | 0.11 | 95 | | |
| #200 | 0.075 | 93 | | |
| | | | | |
| | | | | |

**Coefficients**

$D_{85}$ = N/A  $D_{30}$ = N/A
$D_{60}$ = N/A  $D_{15}$ = N/A
$D_{50}$ = N/A  $D_{10}$ = N/A
$C_u$ = N/A  $C_c$ = N/A

**Classification**

ASTM N/A

AASHTO Silty Soils (A-4 (0))

**Sample/Test Description**

Sand/Gravel Particle Shape : ---

Sand/Gravel Hardness : ---

printed 12/7/2020 4:01:00 PM

| | | | | | |
|---|---|---|---|---|---|
| Client: | AECOM | | | | |
| Project: | New Bedford Harbor LTM | | | | |
| Location: | New Bedford, MA | | | Project No: | GTX-312496 |
| Boring ID: | --- | Sample Type: | bag | Tested By: | ckg |
| Sample ID: | S-212-20FSP20-03 | Test Date: | 11/20/20 | Checked By: | bfs |
| Depth : | --- | Test Id: | 583376 | | |
| Test Comment: | --- | | | | |
| Visual Description: | Moist, dark gray silt | | | | |
| Sample Comment: | --- | | | | |

# Particle Size Analysis - ASTM D6913

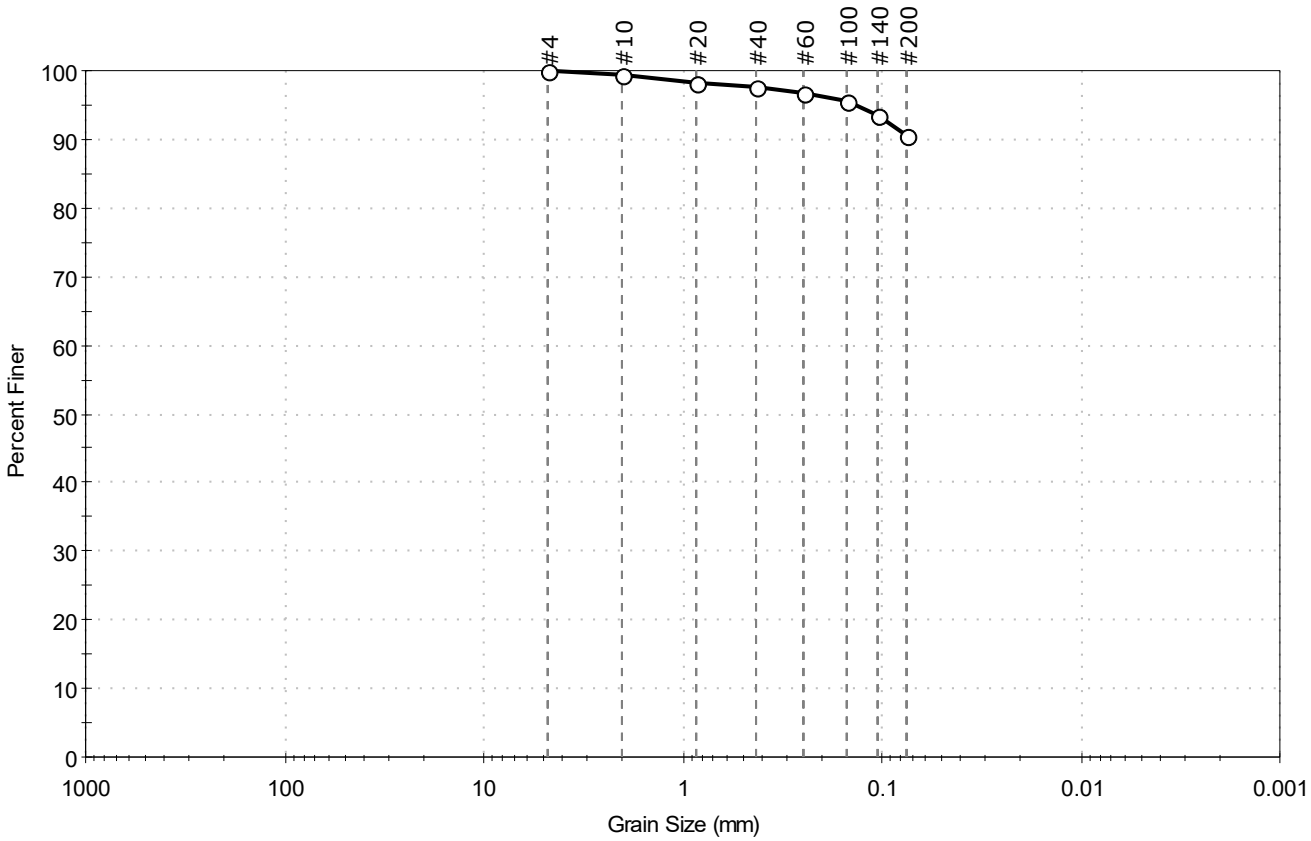


| % Cobble | % Gravel | % Sand | % Silt & Clay Size |
|---|---|---|---|
| -- | 0.0 | 9.3 | 90.7 |

| Sieve Name | Sieve Size, mm | Percent Finer | Spec. Percent | Complies |
|---|---|---|---|---|
| #4 | 4.75 | 100 | | |
| #10 | 2.00 | 99 | | |
| #20 | 0.85 | 98 | | |
| #40 | 0.42 | 98 | | |
| #60 | 0.25 | 97 | | |
| #100 | 0.15 | 95 | | |
| #140 | 0.11 | 94 | | |
| #200 | 0.075 | 91 | | |
| | | | | |
| | | | | |

**Coefficients**

$D_{85}$ = N/A  $D_{30}$ = N/A
$D_{60}$ = N/A  $D_{15}$ = N/A
$D_{50}$ = N/A  $D_{10}$ = N/A
$C_u$ = N/A  $C_c$ = N/A

**Classification**

ASTM N/A

AASHTO Silty Soils (A-4 (0))

**Sample/Test Description**

Sand/Gravel Particle Shape : ---

Sand/Gravel Hardness : ---

printed 12/7/2020 4:01:04 PM

| | | | | | |
|---|---|---|---|---|---|
| Client: | AECOM | | | | |
| Project: | New Bedford Harbor LTM | | | | |
| Location: | New Bedford, MA | | | Project No: | GTX-312496 |
| Boring ID: | --- | Sample Type: | bag | Tested By: | ckg |
| Sample ID: | S-216-20FSP20-01 | Test Date: | 12/01/20 | Checked By: | bfs |
| Depth : | --- | Test Id: | 583378 | | |
| Test Comment: | --- | | | | |
| Visual Description: | Moist, dark olive gray clay with sand | | | | |
| Sample Comment: | --- | | | | |

# Particle Size Analysis - ASTM D6913/D7928

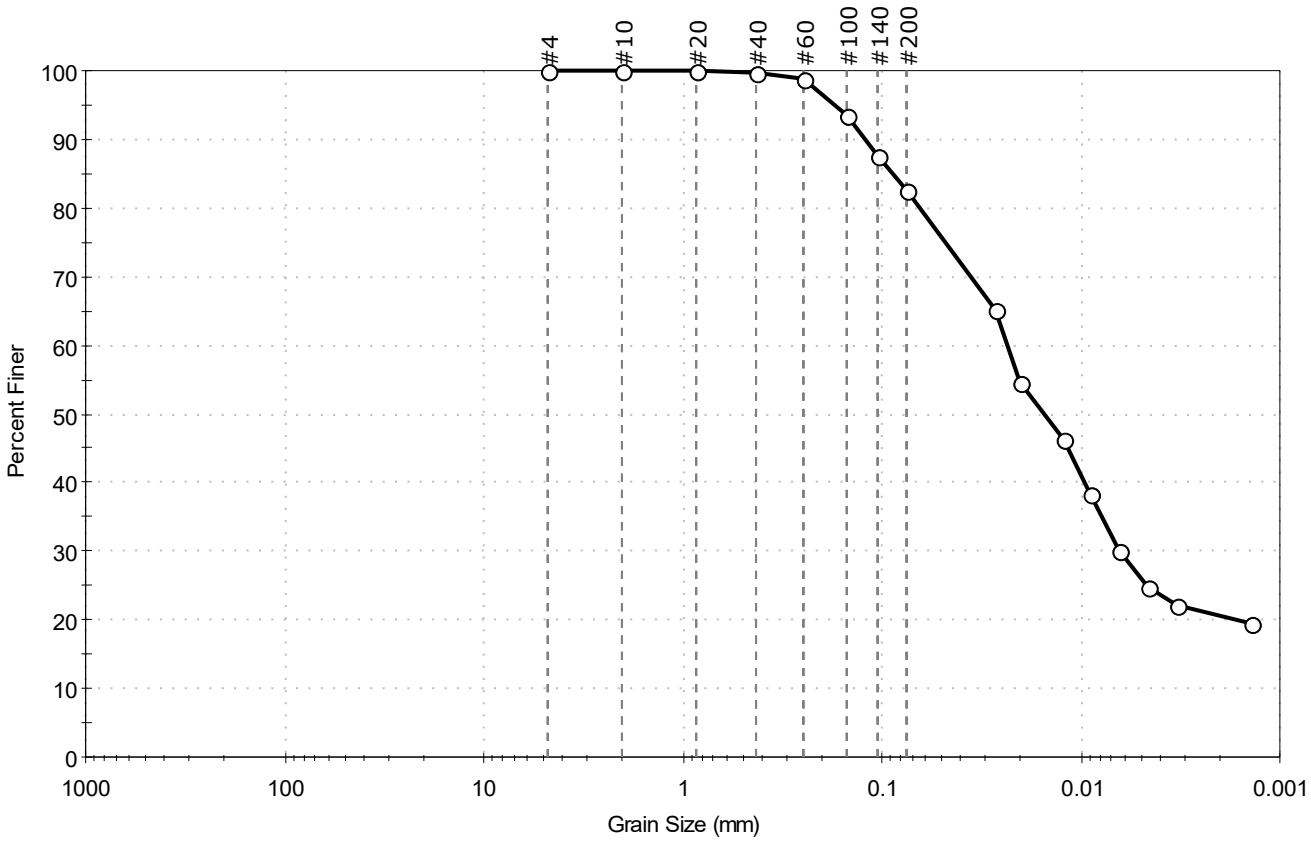


| % Cobble | % Gravel | % Sand | % Silt & Clay Size |
|---|---|---|---|
| — | 0.0 | 17.5 | 82.5 |

| Sieve Name | Sieve Size, mm | Percent Finer | Spec. Percent | Complies |
|---|---|---|---|---|
| #4 | 4.75 | 100 | | |
| #10 | 2.00 | 100 | | |
| #20 | 0.85 | 100 | | |
| #40 | 0.42 | 100 | | |
| #60 | 0.25 | 99 | | |
| #100 | 0.15 | 94 | | |
| #140 | 0.11 | 88 | | |
| #200 | 0.075 | 83 | | |
| Hydrometer | Particle Size (mm) | Percent Finer | Spec. Percent | Complies |
| --- | 0.0271 | 65 | | |
| --- | 0.0201 | 54 | | |
| --- | 0.0123 | 46 | | |
| --- | 0.0090 | 38 | | |
| --- | 0.0064 | 30 | | |
| --- | 0.0046 | 25 | | |
| --- | 0.0033 | 22 | | |
| --- | 0.0014 | 19 | | |
| | | | | |

**Coefficients**

$D_{85}$ = 0.0888 mm  $D_{30}$ = 0.0063 mm
$D_{60}$ = 0.0234 mm  $D_{15}$ = N/A
$D_{50}$ = 0.0153 mm  $D_{10}$ = N/A
$C_u$ = N/A  $C_c$ = N/A

**Classification**

ASTM N/A

AASHTO Silty Soils (A-4 (0))

**Sample/Test Description**

Sand/Gravel Particle Shape : ---
Sand/Gravel Hardness : ---
Dispersion Device : Apparatus A - Mech Mixer
Dispersion Period : 1 minute
Est. Specific Gravity : 2.65
Separation of Sample: #200 Sieve

printed 12/7/2020 4:01:11 PM

| | | | | | |
|---|---|---|---|---|---|
| Client: | AECOM | | | | |
| Project: | New Bedford Harbor LTM | | | | |
| Location: | New Bedford, MA | | | Project No: | GTX-312496 |
| Boring ID: | --- | Sample Type: | bag | Tested By: | ckg |
| Sample ID: | S-216-20FSP20-02 | Test Date: | 11/20/20 | Checked By: | bfs |
| Depth : | --- | Test Id: | 583379 | | |
| Test Comment: | --- | | | | |
| Visual Description: | Moist, dark olive gray sandy clay | | | | |
| Sample Comment: | --- | | | | |

# Particle Size Analysis - ASTM D6913

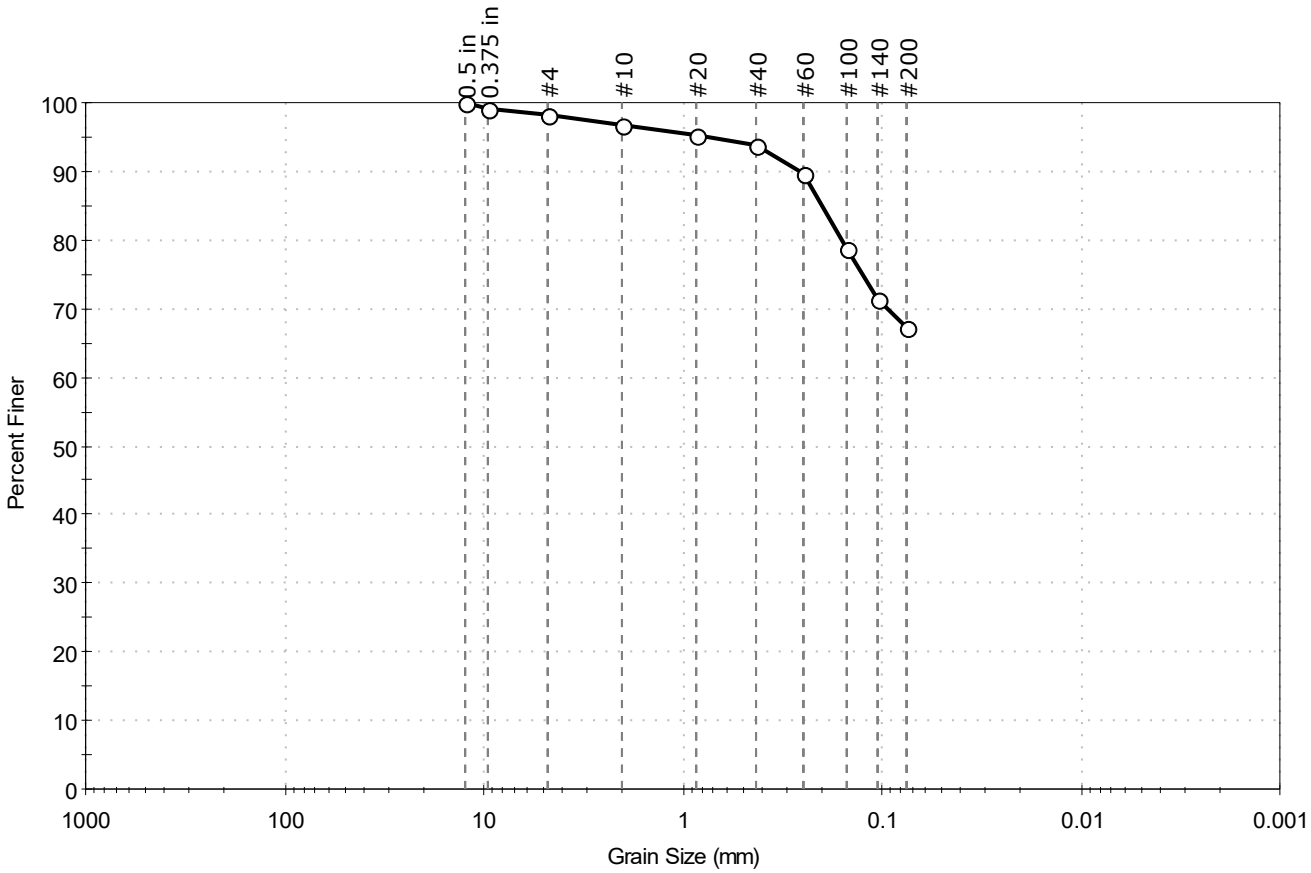


| % Cobble | % Gravel | % Sand | % Silt & Clay Size |
|---|---|---|---|
| -- | 1.7 | 30.9 | 67.4 |

| Sieve Name | Sieve Size, mm | Percent Finer | Spec. Percent | Complies |
|---|---|---|---|---|
| 0.5 in | 12.50 | 100 | | |
| 0.375 in | 9.50 | 99 | | |
| #4 | 4.75 | 98 | | |
| #10 | 2.00 | 97 | | |
| #20 | 0.85 | 95 | | |
| #40 | 0.42 | 94 | | |
| #60 | 0.25 | 90 | | |
| #100 | 0.15 | 79 | | |
| #140 | 0.11 | 71 | | |
| #200 | 0.075 | 67 | | |
| | | | | |
| | | | | |

**Coefficients**

$D_{85}$ = 0.2007 mm  $D_{30}$ = N/A
$D_{60}$ = N/A  $D_{15}$ = N/A
$D_{50}$ = N/A  $D_{10}$ = N/A
$C_u$ = N/A  $C_c$ = N/A

**Classification**

ASTM N/A

AASHTO Silty Soils (A-4 (0))

**Sample/Test Description**

Sand/Gravel Particle Shape : ---

Sand/Gravel Hardness : ---

printed 12/7/2020 4:01:14 PM

| | | | | | |
|---|---|---|---|---|---|
| Client: | AECOM | | | | |
| Project: | New Bedford Harbor LTM | | | | |
| Location: | New Bedford, MA | | | Project No: | GTX-312496 |
| Boring ID: | --- | Sample Type: | bag | Tested By: | ckg |
| Sample ID: | S-216-20FSP20-03 | Test Date: | 11/20/20 | Checked By: | bfs |
| Depth : | --- | Test Id: | 583380 | | |
| Test Comment: | --- | | | | |
| Visual Description: | Moist, dark olive gray sandy clay | | | | |
| Sample Comment: | --- | | | | |

# Particle Size Analysis - ASTM D6913

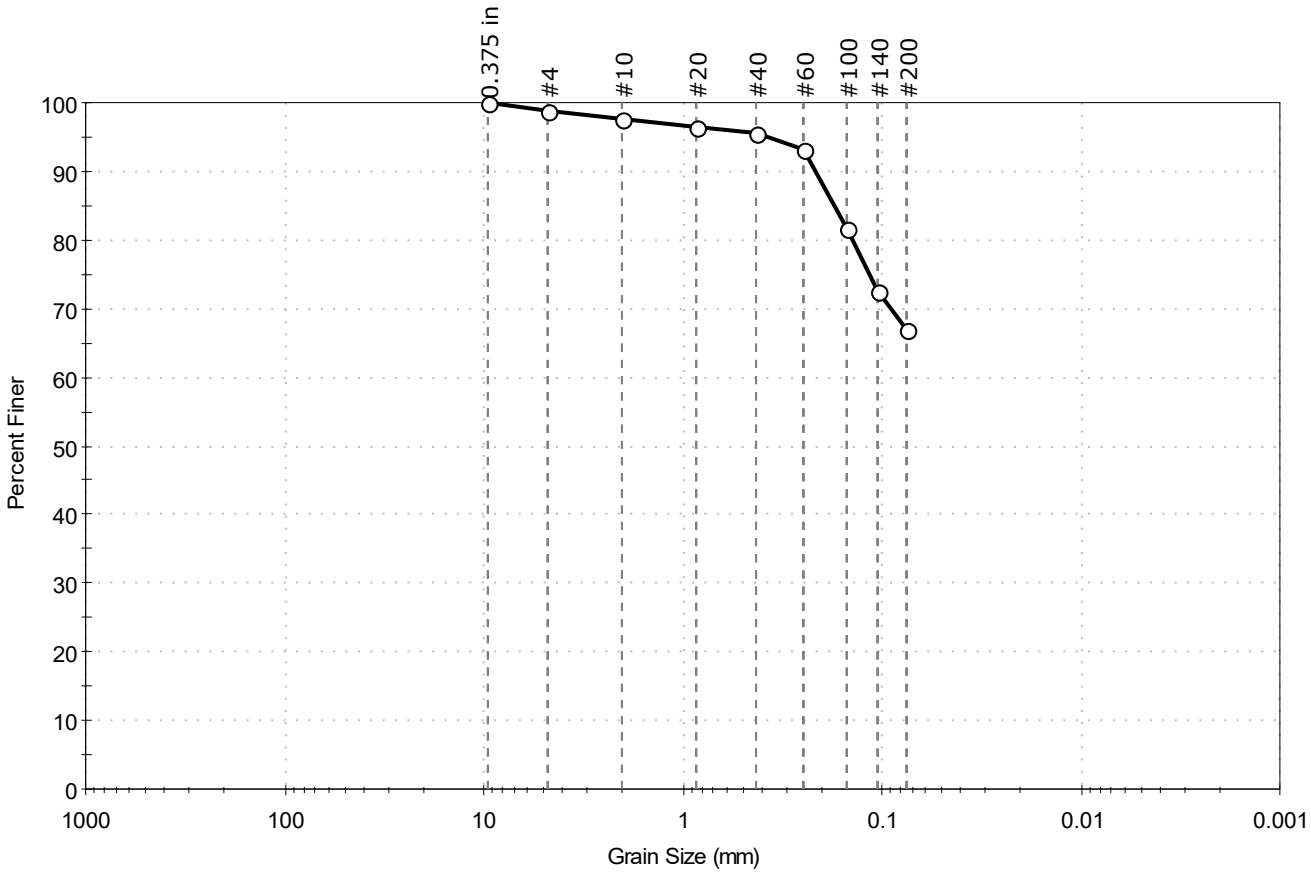


| % Cobble | % Gravel | % Sand | % Silt & Clay Size |
|---|---|---|---|
| — | 1.1 | 31.9 | 67.0 |

| Sieve Name | Sieve Size, mm | Percent Finer | Spec. Percent | Complies |
|---|---|---|---|---|
| 0.375 in | 9.50 | 100 | | |
| #4 | 4.75 | 99 | | |
| #10 | 2.00 | 98 | | |
| #20 | 0.85 | 96 | | |
| #40 | 0.42 | 96 | | |
| #60 | 0.25 | 93 | | |
| #100 | 0.15 | 82 | | |
| #140 | 0.11 | 73 | | |
| #200 | 0.075 | 67 | | |
| | | | | |
| | | | | |

**Coefficients**

$D_{85}$ = 0.1735 mm  $D_{30}$ = N/A
$D_{60}$ = N/A  $D_{15}$ = N/A
$D_{50}$ = N/A  $D_{10}$ = N/A
$C_u$ = N/A  $C_c$ = N/A

**Classification**

ASTM N/A

AASHTO Silty Soils (A-4 (0))

**Sample/Test Description**

Sand/Gravel Particle Shape : ---

Sand/Gravel Hardness : ---

printed 12/7/2020 4:01:16 PM

| | | | | | |
|---|---|---|---|---|---|
| Client: | AECOM | | | | |
| Project: | New Bedford Harbor LTM | | | | |
| Location: | New Bedford, MA | | | Project No: | GTX-312496 |
| Boring ID: | --- | Sample Type: | bag | Tested By: | ckg |
| Sample ID: | S-217-20FSP20-01 | Test Date: | 11/24/20 | Checked By: | bfs |
| Depth : | --- | Test Id: | 583382 | | |
| Test Comment: | --- | | | | |
| Visual Description: | Moist, dark gray silt | | | | |
| Sample Comment: | --- | | | | |

# Particle Size Analysis - ASTM D6913/D7928

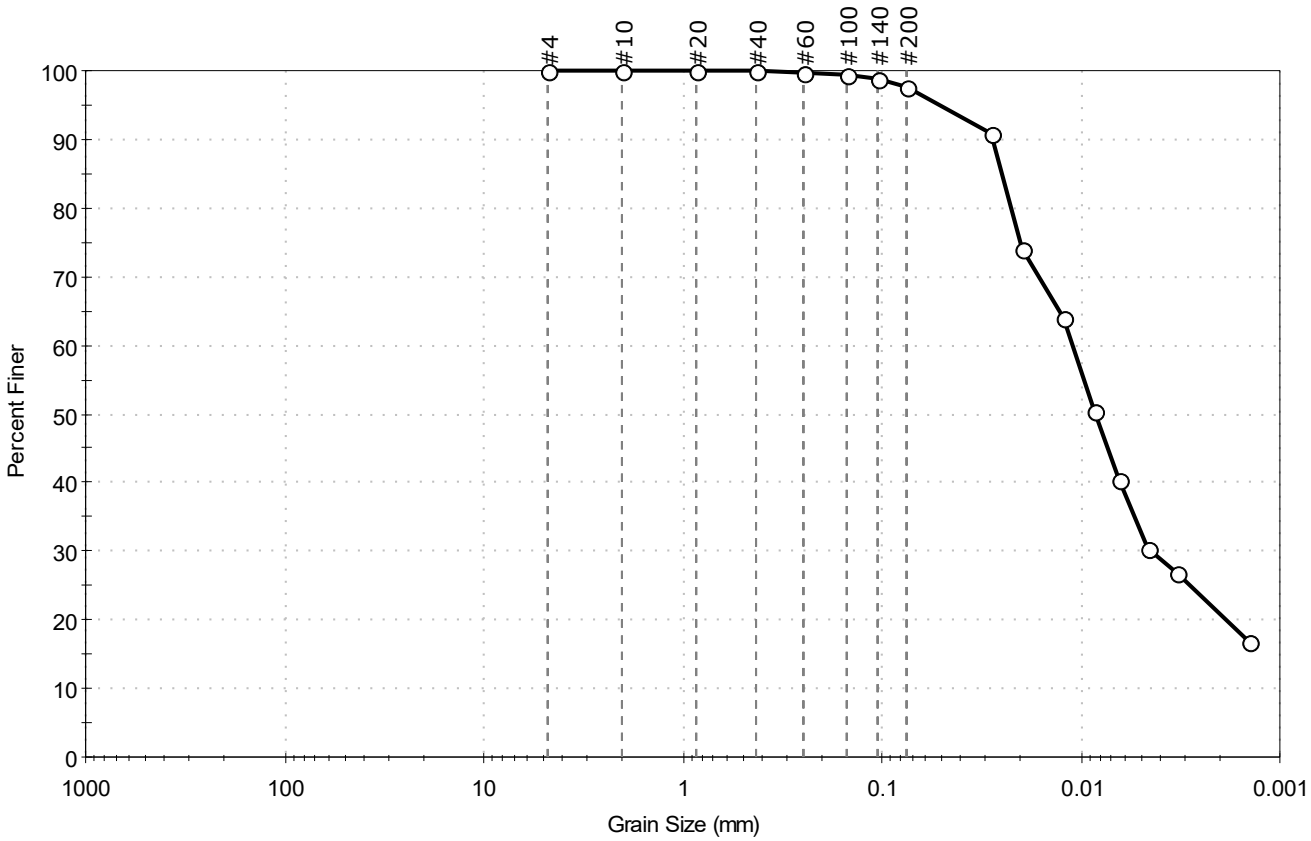


| % Cobble | % Gravel | % Sand | % Silt & Clay Size |
|---|---|---|---|
| — | 0.0 | 2.4 | 97.6 |

| Sieve Name | Sieve Size, mm | Percent Finer | Spec. Percent | Complies |
|---|---|---|---|---|
| #4 | 4.75 | 100 | | |
| #10 | 2.00 | 100 | | |
| #20 | 0.85 | 100 | | |
| #40 | 0.42 | 100 | | |
| #60 | 0.25 | 100 | | |
| #100 | 0.15 | 100 | | |
| #140 | 0.11 | 99 | | |
| #200 | 0.075 | 98 | | |
| Hydrometer | Particle Size (mm) | Percent Finer | Spec. Percent | Complies |
| --- | 0.0284 | 91 | | |
| --- | 0.0196 | 74 | | |
| --- | 0.0122 | 64 | | |
| --- | 0.0086 | 50 | | |
| --- | 0.0065 | 40 | | |
| --- | 0.0046 | 30 | | |
| --- | 0.0033 | 27 | | |
| --- | 0.0014 | 17 | | |
| | | | | |

**Coefficients**

| | |
|---|---|
| $D_{85}$ = 0.0249 mm | $D_{30}$ = 0.0045 mm |
| $D_{60}$ = 0.0110 mm | $D_{15}$ = N/A |
| $D_{50}$ = 0.0085 mm | $D_{10}$ = N/A |
| $C_u$ = N/A | $C_c$ = N/A |

**Classification**

ASTM N/A

AASHTO Silty Soils (A-4 (0))

**Sample/Test Description**

Sand/Gravel Particle Shape : ---

Sand/Gravel Hardness : ---

Dispersion Device : Apparatus A - Mech Mixer

Dispersion Period : 1 minute

Est. Specific Gravity : 2.65

Separation of Sample: #200 Sieve

printed 12/7/2020 4:01:19 PM

| | | | | | |
|---|---|---|---|---|---|
| Client: | AECOM | | | | |
| Project: | New Bedford Harbor LTM | | | | |
| Location: | New Bedford, MA | | | Project No: | GTX-312496 |
| Boring ID: | --- | Sample Type: | bag | Tested By: | ckg |
| Sample ID: | S-217-20FSP20-02 | Test Date: | 11/20/20 | Checked By: | bfs |
| Depth : | --- | Test Id: | 583383 | | |
| Test Comment: | --- | | | | |
| Visual Description: | Moist, gray clay | | | | |
| Sample Comment: | --- | | | | |

# Particle Size Analysis - ASTM D6913

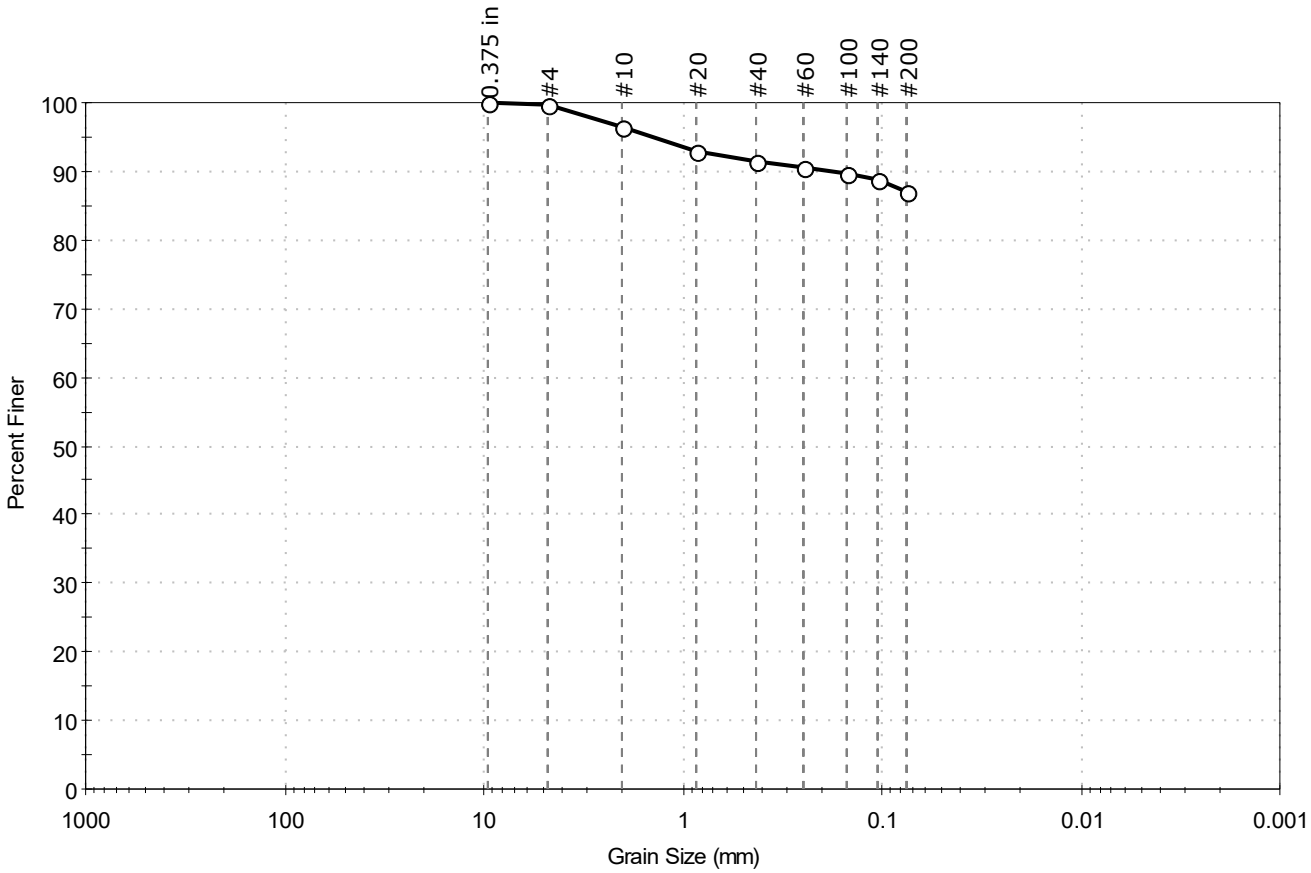


| % Cobble | % Gravel | % Sand | % Silt & Clay Size |
|---|---|---|---|
| -- | 0.4 | 12.5 | 87.1 |

| Sieve Name | Sieve Size, mm | Percent Finer | Spec. Percent | Complies |
|---|---|---|---|---|
| 0.375 in | 9.50 | 100 | | |
| #4 | 4.75 | 100 | | |
| #10 | 2.00 | 96 | | |
| #20 | 0.85 | 93 | | |
| #40 | 0.42 | 91 | | |
| #60 | 0.25 | 91 | | |
| #100 | 0.15 | 90 | | |
| #140 | 0.11 | 89 | | |
| #200 | 0.075 | 87 | | |
| | | | | |
| | | | | |

**Coefficients**

$D_{85}$ = N/A  $D_{30}$ = N/A
$D_{60}$ = N/A  $D_{15}$ = N/A
$D_{50}$ = N/A  $D_{10}$ = N/A
$C_u$ = N/A  $C_c$ = N/A

**Classification**

ASTM N/A

AASHTO Silty Soils (A-4 (0))

**Sample/Test Description**

Sand/Gravel Particle Shape : ---

Sand/Gravel Hardness : ---

printed 12/7/2020 4:01:21 PM

| | | | | | |
|---|---|---|---|---|---|
| Client: | AECOM | | | | |
| Project: | New Bedford Harbor LTM | | | | |
| Location: | New Bedford, MA | | | Project No: | GTX-312496 |
| Boring ID: | --- | Sample Type: | bag | Tested By: | ckg |
| Sample ID: | S-217-20FSP20-03 | Test Date: | 11/20/20 | Checked By: | bfs |
| Depth : | --- | Test Id: | 583384 | | |
| Test Comment: | --- | | | | |
| Visual Description: | Moist, very dark gray clay | | | | |
| Sample Comment: | --- | | | | |

# Particle Size Analysis - ASTM D6913

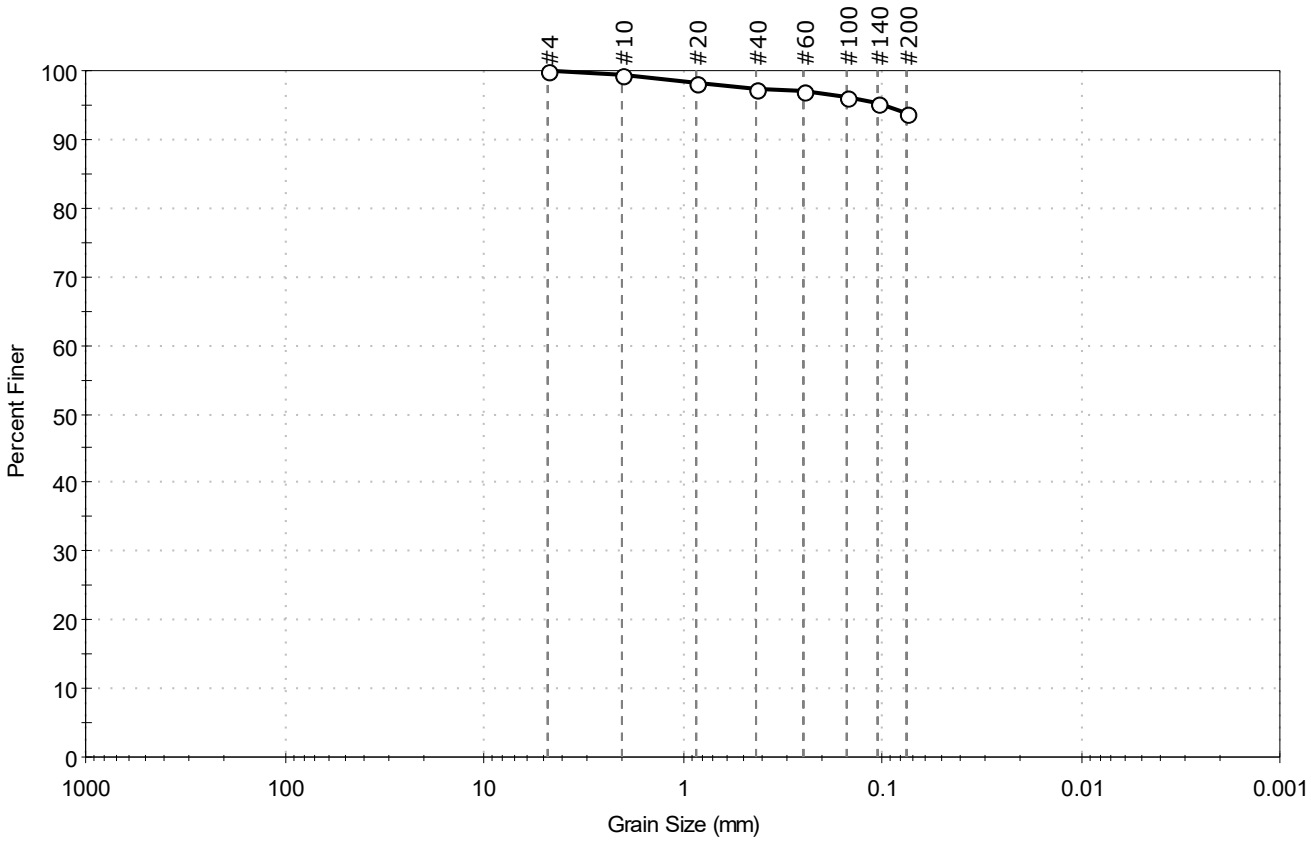


| % Cobble | % Gravel | % Sand | % Silt & Clay Size |
|---|---|---|---|
| -- | 0.0 | 6.2 | 93.8 |

| Sieve Name | Sieve Size, mm | Percent Finer | Spec. Percent | Complies |
|---|---|---|---|---|
| #4 | 4.75 | 100 | | |
| #10 | 2.00 | 99 | | |
| #20 | 0.85 | 98 | | |
| #40 | 0.42 | 97 | | |
| #60 | 0.25 | 97 | | |
| #100 | 0.15 | 96 | | |
| #140 | 0.11 | 95 | | |
| #200 | 0.075 | 94 | | |
| | | | | |
| | | | | |

**Coefficients**

$D_{85}$ = N/A  $D_{30}$ = N/A

$D_{60}$ = N/A  $D_{15}$ = N/A

$D_{50}$ = N/A  $D_{10}$ = N/A

$C_u$ = N/A  $C_c$ = N/A

**Classification**

ASTM N/A

AASHTO Silty Soils (A-4 (0))

**Sample/Test Description**

Sand/Gravel Particle Shape : ---

Sand/Gravel Hardness : ---

printed 12/7/2020 4:01:23 PM

| | | | | | |
|---|---|---|---|---|---|
| Client: | AECOM | | | | |
| Project: | New Bedford Harbor LTM | | | | |
| Location: | New Bedford, MA | | | Project No: | GTX-312496 |
| Boring ID: | --- | Sample Type: | bag | Tested By: | ckg |
| Sample ID: | S-218-20FSP20-01 | Test Date: | 11/25/20 | Checked By: | bfs |
| Depth : | --- | Test Id: | 583447 | | |
| Test Comment: | --- | | | | |
| Visual Description: | Moist, dark gray sand with gravel | | | | |
| Sample Comment: | --- | | | | |

# Particle Size Analysis - ASTM D6913/D7928

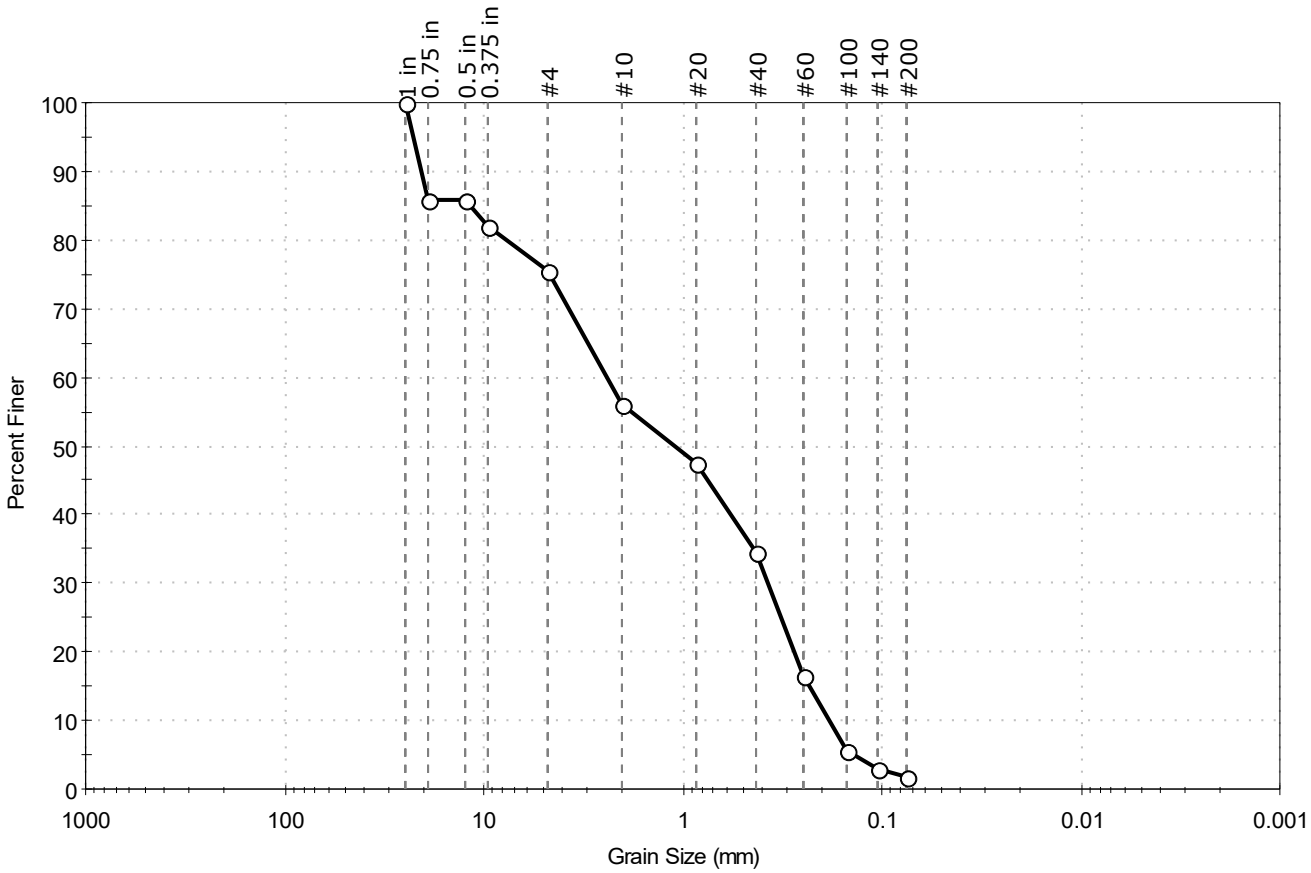


| % Cobble | % Gravel | % Sand | % Silt & Clay Size |
|---|---|---|---|
| — | 24.5 | 73.7 | 1.8 |

| Sieve Name | Sieve Size, mm | Percent Finer | Spec. Percent | Complies |
|---|---|---|---|---|
| 1 in | 25.00 | 100 | | |
| 0.75 in | 19.00 | 86 | | |
| 0.5 in | 12.50 | 86 | | |
| 0.375 in | 9.50 | 82 | | |
| #4 | 4.75 | 76 | | |
| #10 | 2.00 | 56 | | |
| #20 | 0.85 | 48 | | |
| #40 | 0.42 | 34 | | |
| #60 | 0.25 | 16 | | |
| #100 | 0.15 | 6 | | |
| #140 | 0.11 | 3 | | |
| #200 | 0.075 | 1.8 | | |
| | | | | |
| | | | | |

**Coefficients**

$D_{85}$ = 11.7019 mm  $D_{30}$ = 0.3733 mm

$D_{60}$ = 2.3880 mm  $D_{15}$ = 0.2333 mm

$D_{50}$ = 1.0896 mm  $D_{10}$ = 0.1848 mm

$C_u$ = 12.922  $C_c$ = 0.316

**Classification**

ASTM  Poorly graded SAND with Gravel (SP)

AASHTO  Stone Fragments, Gravel and Sand (A-1-b (1))

**Sample/Test Description**

Sand/Gravel Particle Shape : ROUNDED

Sand/Gravel Hardness : HARD

printed 12/7/2020 4:11:43 PM

| | | | | | |
|---|---|---|---|---|---|
| Client: | AECOM | | | | |
| Project: | New Bedford Harbor LTM | | | | |
| Location: | New Bedford, MA | | | Project No: | GTX-312496 |
| Boring ID: | --- | Sample Type: | bag | Tested By: | ckg |
| Sample ID: | S-218-20FSP20-02 | Test Date: | 11/20/20 | Checked By: | bfs |
| Depth : | --- | Test Id: | 583448 | | |
| Test Comment: | --- | | | | |
| Visual Description: | Moist, dark olive gray clayey sand | | | | |
| Sample Comment: | Sample contains shells | | | | |

# Particle Size Analysis - ASTM D6913

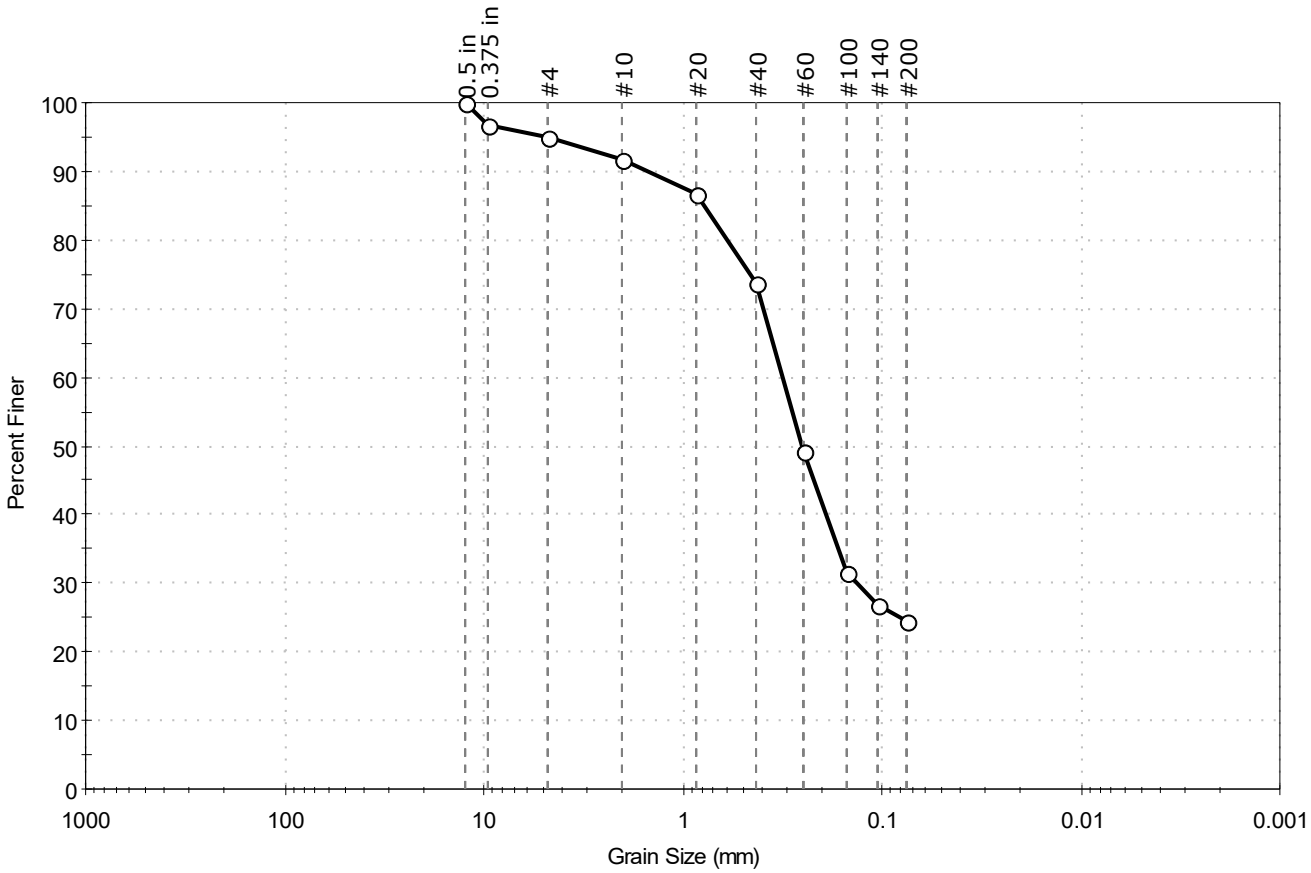


| % Cobble | % Gravel | % Sand | % Silt & Clay Size |
|---|---|---|---|
| — | 5.1 | 70.5 | 24.4 |

| Sieve Name | Sieve Size, mm | Percent Finer | Spec. Percent | Complies |
|---|---|---|---|---|
| 0.5 in | 12.50 | 100 | | |
| 0.375 in | 9.50 | 97 | | |
| #4 | 4.75 | 95 | | |
| #10 | 2.00 | 92 | | |
| #20 | 0.85 | 87 | | |
| #40 | 0.42 | 74 | | |
| #60 | 0.25 | 49 | | |
| #100 | 0.15 | 32 | | |
| #140 | 0.11 | 27 | | |
| #200 | 0.075 | 24 | | |
| | | | | |
| | | | | |

**Coefficients**

$D_{85}$ = 0.7773 mm  $D_{30}$ = 0.1342 mm
$D_{60}$ = 0.3156 mm  $D_{15}$ = N/A
$D_{50}$ = 0.2544 mm  $D_{10}$ = N/A
$C_u$ = N/A  $C_c$ = N/A

**Classification**

ASTM N/A

AASHTO Silty Gravel and Sand (A-2-4 (0))

**Sample/Test Description**

Sand/Gravel Particle Shape : ANGULAR

Sand/Gravel Hardness : HARD

printed 12/7/2020 4:01:29 PM

| | | | | | |
|---|---|---|---|---|---|
| Client: | AECOM | | | | |
| Project: | New Bedford Harbor LTM | | | | |
| Location: | New Bedford, MA | | | Project No: | GTX-312496 |
| Boring ID: | --- | Sample Type: | bag | Tested By: | ckg |
| Sample ID: | S-218-20FSP20-03 | Test Date: | 11/24/20 | Checked By: | bfs |
| Depth : | --- | Test Id: | 583449 | | |
| Test Comment: | --- | | | | |
| Visual Description: | Moist, dark olive gray clayey sand | | | | |
| Sample Comment: | --- | | | | |

# Particle Size Analysis - ASTM D6913

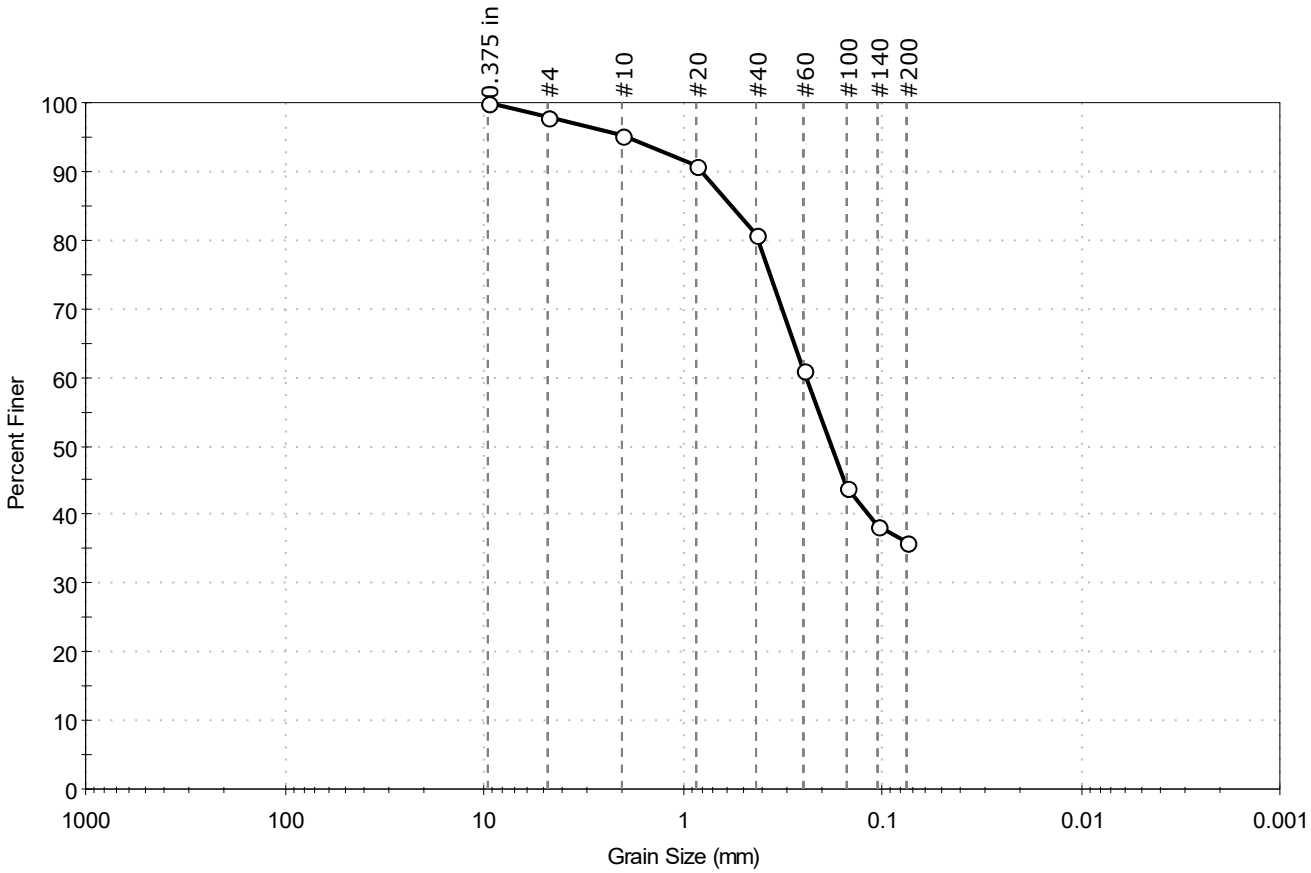


| % Cobble | % Gravel | % Sand | % Silt & Clay Size |
|---|---|---|---|
| — | 2.1 | 62.0 | 35.9 |

| Sieve Name | Sieve Size, mm | Percent Finer | Spec. Percent | Complies |
|---|---|---|---|---|
| 0.375 in | 9.50 | 100 | | |
| #4 | 4.75 | 98 | | |
| #10 | 2.00 | 95 | | |
| #20 | 0.85 | 91 | | |
| #40 | 0.42 | 81 | | |
| #60 | 0.25 | 61 | | |
| #100 | 0.15 | 44 | | |
| #140 | 0.11 | 38 | | |
| #200 | 0.075 | 36 | | |
| | | | | |
| | | | | |

**Coefficients**

$D_{85}$ = 0.5717 mm  $D_{30}$ = N/A
$D_{60}$ = 0.2430 mm  $D_{15}$ = N/A
$D_{50}$ = 0.1799 mm  $D_{10}$ = N/A
$C_u$ = N/A  $C_c$ = N/A

**Classification**

ASTM N/A

AASHTO Silty Soils (A-4 (0))

**Sample/Test Description**

Sand/Gravel Particle Shape : ---

Sand/Gravel Hardness : ---

printed 12/7/2020 4:01:31 PM

| | | | | | |
|---|---|---|---|---|---|
| Client: | AECOM | | | | |
| Project: | New Bedford Harbor LTM | | | | |
| Location: | New Bedford, MA | | | Project No: | GTX-312496 |
| Boring ID: | --- | Sample Type: | bag | Tested By: | ckg |
| Sample ID: | S-220-20FSP20-01 | Test Date: | 11/24/20 | Checked By: | bfs |
| Depth : | --- | Test Id: | 583451 | | |
| Test Comment: | --- | | | | |
| Visual Description: | Moist, dark olive gray silt with sand | | | | |
| Sample Comment: | --- | | | | |

# Particle Size Analysis - ASTM D6913/D7928

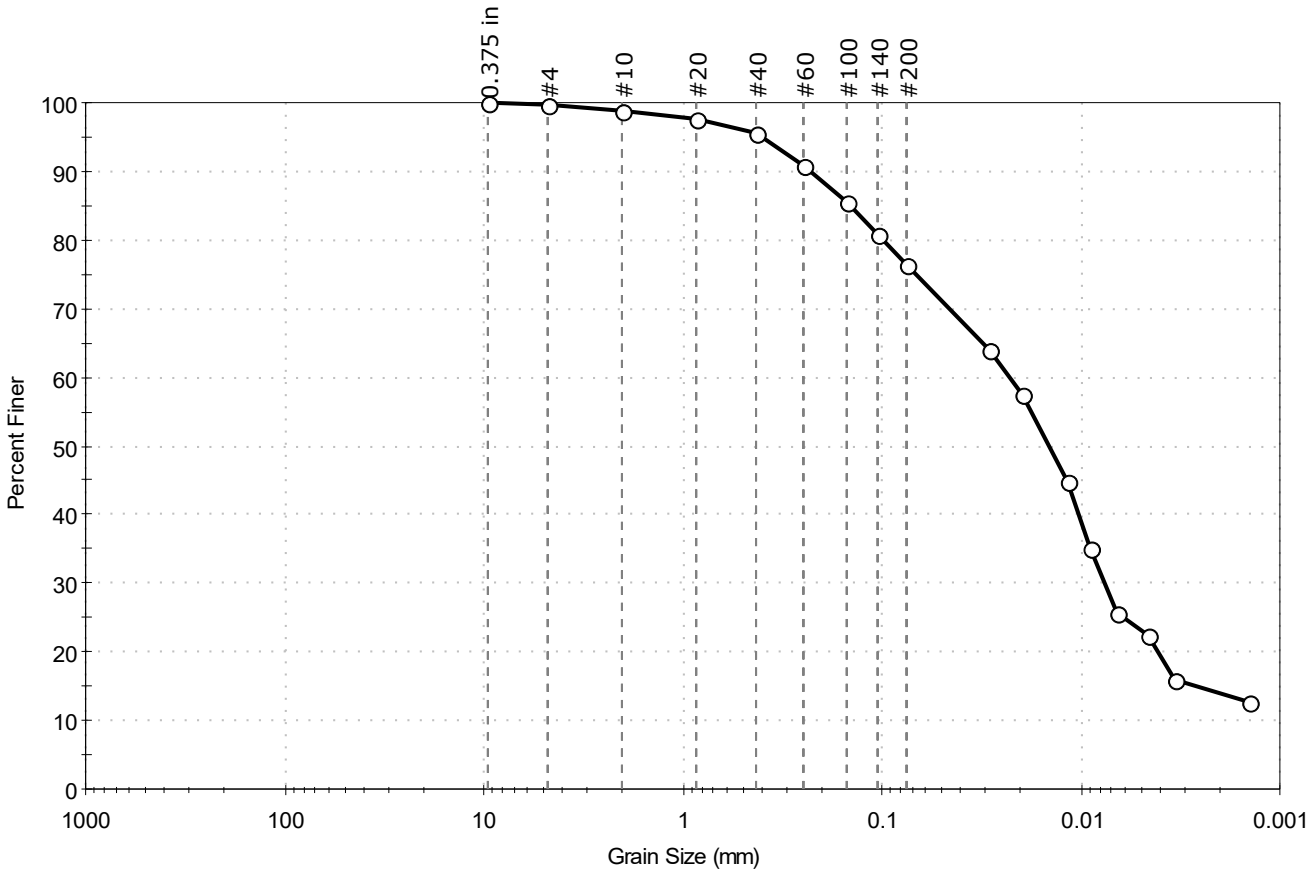


| % Cobble | % Gravel | % Sand | % Silt & Clay Size |
|---|---|---|---|
| — | 0.4 | 23.2 | 76.4 |

| Sieve Name | Sieve Size, mm | Percent Finer | Spec. Percent | Complies |
|---|---|---|---|---|
| 0.375 in | 9.50 | 100 | | |
| #4 | 4.75 | 100 | | |
| #10 | 2.00 | 99 | | |
| #20 | 0.85 | 98 | | |
| #40 | 0.42 | 95 | | |
| #60 | 0.25 | 91 | | |
| #100 | 0.15 | 85 | | |
| #140 | 0.11 | 81 | | |
| #200 | 0.075 | 76 | | |
| Hydrometer | Particle Size (mm) | Percent Finer | Spec. Percent | Complies |
| --- | 0.0292 | 64 | | |
| --- | 0.0198 | 58 | | |
| --- | 0.0116 | 45 | | |
| --- | 0.0090 | 35 | | |
| --- | 0.0066 | 26 | | |
| --- | 0.0046 | 22 | | |
| --- | 0.0034 | 16 | | |
| --- | 0.0014 | 13 | | |
| | | | | |

**Coefficients**

$D_{85}$ = 0.1454 mm  $D_{30}$ = 0.0076 mm
$D_{60}$ = 0.0230 mm  $D_{15}$ = 0.0026 mm
$D_{50}$ = 0.0144 mm  $D_{10}$ = N/A
$C_u$ = N/A  $C_c$ = N/A

**Classification**

ASTM N/A

AASHTO Silty Soils (A-4 (0))

**Sample/Test Description**

Sand/Gravel Particle Shape : ---
Sand/Gravel Hardness : ---
Dispersion Device : Apparatus A - Mech Mixer
Dispersion Period : 1 minute
Est. Specific Gravity : 2.65
Separation of Sample: #200 Sieve

printed 12/7/2020 4:01:34 PM

| | | | | | |
|---|---|---|---|---|---|
| Client: | AECOM | | | | |
| Project: | New Bedford Harbor LTM | | | | |
| Location: | New Bedford, MA | | | Project No: | GTX-312496 |
| Boring ID: | --- | Sample Type: | bag | Tested By: | ckg |
| Sample ID: | S-220-20FSP20-02 | Test Date: | 11/24/20 | Checked By: | bfs |
| Depth : | --- | Test Id: | 583452 | | |
| Test Comment: | --- | | | | |
| Visual Description: | Moist, dark grayish brown silty sand | | | | |
| Sample Comment: | Sample contains shells | | | | |

# Particle Size Analysis - ASTM D6913

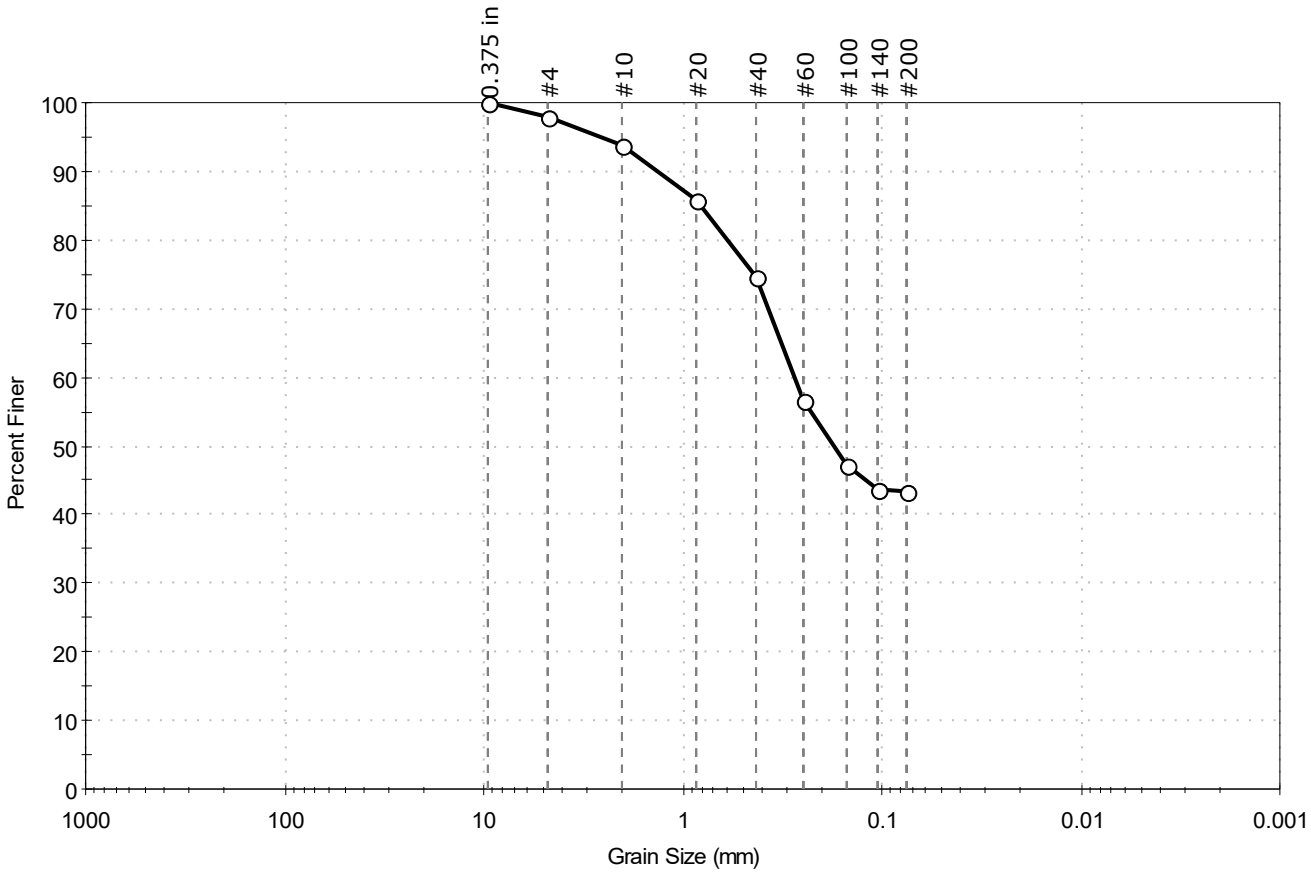


| % Cobble | % Gravel | % Sand | % Silt & Clay Size |
|---|---|---|---|
| — | 2.0 | 54.5 | 43.5 |

| Sieve Name | Sieve Size, mm | Percent Finer | Spec. Percent | Complies |
|---|---|---|---|---|
| 0.375 in | 9.50 | 100 | | |
| #4 | 4.75 | 98 | | |
| #10 | 2.00 | 94 | | |
| #20 | 0.85 | 86 | | |
| #40 | 0.42 | 75 | | |
| #60 | 0.25 | 57 | | |
| #100 | 0.15 | 47 | | |
| #140 | 0.11 | 44 | | |
| #200 | 0.075 | 43 | | |
| | | | | |
| | | | | |

**Coefficients**

$D_{85}$ = 0.8138 mm  $D_{30}$ = N/A

$D_{60}$ = 0.2769 mm  $D_{15}$ = N/A

$D_{50}$ = 0.1741 mm  $D_{10}$ = N/A

$C_u$ = N/A  $C_c$ = N/A

**Classification**

ASTM N/A

AASHTO Silty Soils (A-4 (0))

**Sample/Test Description**

Sand/Gravel Particle Shape : ROUNDED

Sand/Gravel Hardness : HARD

printed 12/7/2020 4:01:36 PM

| | | | | | |
|---|---|---|---|---|---|
| Client: | AECOM | | | | |
| Project: | New Bedford Harbor LTM | | | | |
| Location: | New Bedford, MA | | | Project No: | GTX-312496 |
| Boring ID: | --- | Sample Type: | bag | Tested By: | ckg |
| Sample ID: | S-220-20FSP20-03 | Test Date: | 11/24/20 | Checked By: | bfs |
| Depth : | --- | Test Id: | 583453 | | |
| Test Comment: | --- | | | | |
| Visual Description: | Moist, very dark gray sandy silt | | | | |
| Sample Comment: | --- | | | | |

# Particle Size Analysis - ASTM D6913

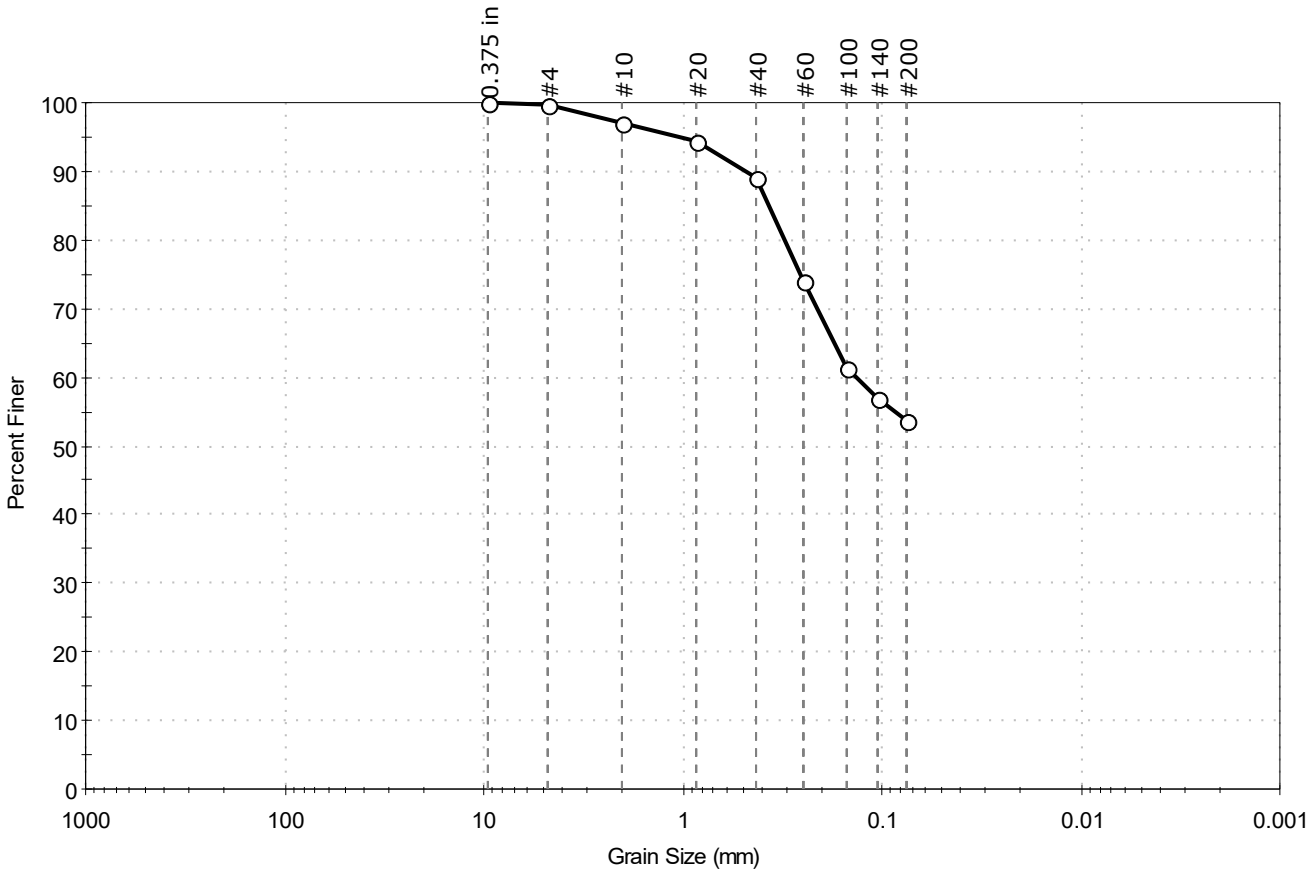


| % Cobble | % Gravel | % Sand | % Silt & Clay Size |
|---|---|---|---|
| — | 0.4 | 45.9 | 53.7 |

| Sieve Name | Sieve Size, mm | Percent Finer | Spec. Percent | Complies |
|---|---|---|---|---|
| 0.375 in | 9.50 | 100 | | |
| #4 | 4.75 | 100 | | |
| #10 | 2.00 | 97 | | |
| #20 | 0.85 | 94 | | |
| #40 | 0.42 | 89 | | |
| #60 | 0.25 | 74 | | |
| #100 | 0.15 | 62 | | |
| #140 | 0.11 | 57 | | |
| #200 | 0.075 | 54 | | |
| | | | | |
| | | | | |

**Coefficients**

$D_{85}$ = 0.3685 mm  $D_{30}$ = N/A

$D_{60}$ = 0.1334 mm  $D_{15}$ = N/A

$D_{50}$ = N/A  $D_{10}$ = N/A

$C_u$ = N/A  $C_c$ = N/A

**Classification**

ASTM N/A

AASHTO Silty Soils (A-4 (0))

**Sample/Test Description**

Sand/Gravel Particle Shape : ---

Sand/Gravel Hardness : ---

printed 12/7/2020 4:01:38 PM

| | | | | | |
|---|---|---|---|---|---|
| Client: | AECOM | | | | |
| Project: | New Bedford Harbor LTM | | | | |
| Location: | New Bedford, MA | | | Project No: | GTX-312496 |
| Boring ID: | --- | Sample Type: | bag | Tested By: | ckg |
| Sample ID: | S-221-20FSP20-01 | Test Date: | 11/24/20 | Checked By: | bfs |
| Depth : | --- | Test Id: | 583455 | | |
| Test Comment: | --- | | | | |
| Visual Description: | Moist, very dark gray silty sand | | | | |
| Sample Comment: | --- | | | | |

# Particle Size Analysis - ASTM D6913/D7928

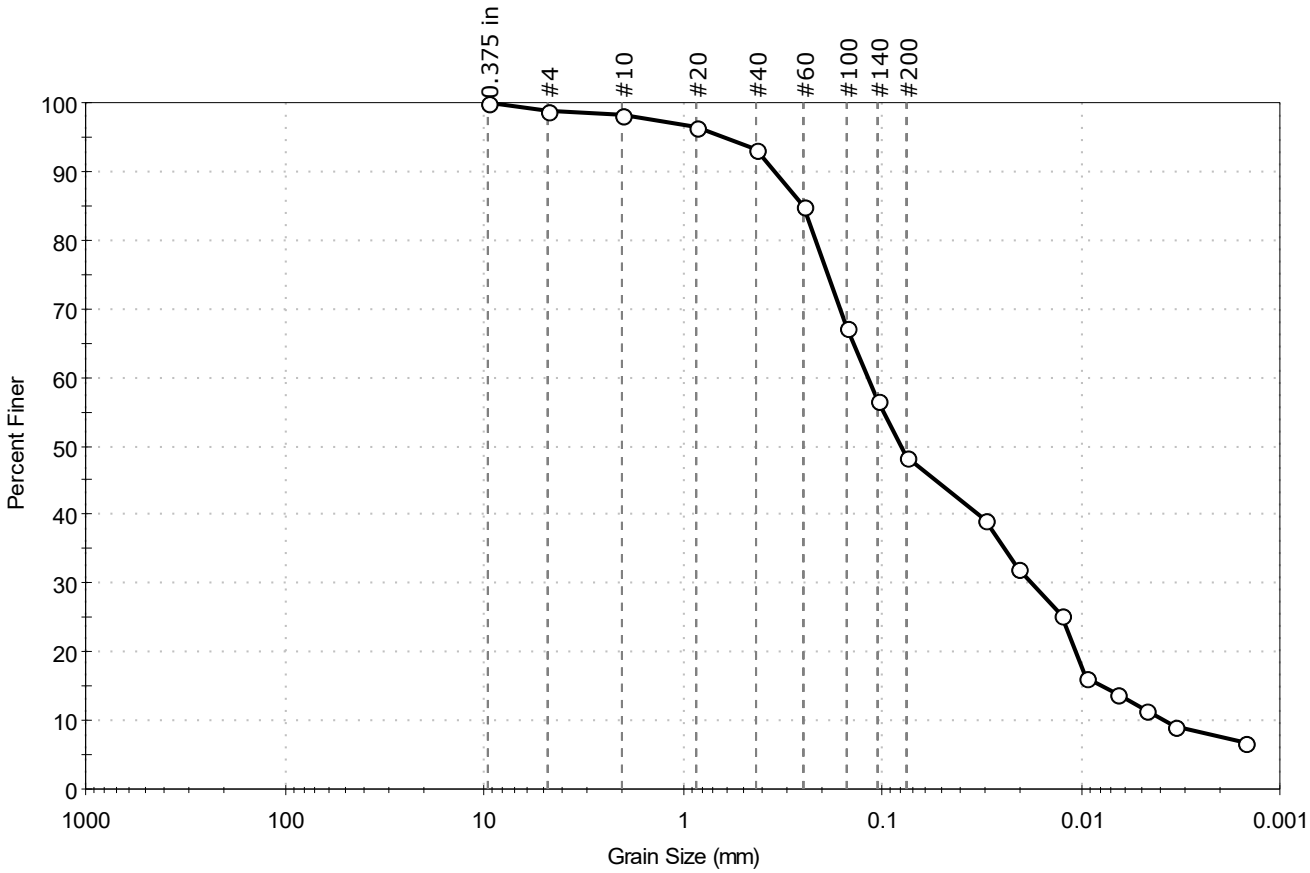


| % Cobble | % Gravel | % Sand | % Silt & Clay Size |
|---|---|---|---|
| — | 1.1 | 50.5 | 48.4 |

| Sieve Name | Sieve Size, mm | Percent Finer | Spec. Percent | Complies |
|---|---|---|---|---|
| 0.375 in | 9.50 | 100 | | |
| #4 | 4.75 | 99 | | |
| #10 | 2.00 | 98 | | |
| #20 | 0.85 | 96 | | |
| #40 | 0.42 | 93 | | |
| #60 | 0.25 | 85 | | |
| #100 | 0.15 | 67 | | |
| #140 | 0.11 | 57 | | |
| #200 | 0.075 | 48 | | |
| Hydrometer | Particle Size (mm) | Percent Finer | Spec. Percent | Complies |
| --- | 0.0304 | 39 | | |
| --- | 0.0205 | 32 | | |
| --- | 0.0125 | 25 | | |
| --- | 0.0094 | 16 | | |
| --- | 0.0065 | 14 | | |
| --- | 0.0047 | 12 | | |
| --- | 0.0034 | 9 | | |
| --- | 0.0015 | 7 | | |
| | | | | |

**Coefficients**

| | |
|---|---|
| $D_{85}$ = 0.2494 mm | $D_{30}$ = 0.0174 mm |
| $D_{60}$ = 0.1179 mm | $D_{15}$ = 0.0078 mm |
| $D_{50}$ = 0.0800 mm | $D_{10}$ = 0.0038 mm |
| $C_u$ = 31.026 | $C_c$ = 0.676 |

**Classification**

ASTM N/A

AASHTO Silty Soils (A-4 (0))

**Sample/Test Description**

Sand/Gravel Particle Shape : ---

Sand/Gravel Hardness : ---

Dispersion Device : Apparatus A - Mech Mixer

Dispersion Period : 1 minute

Est. Specific Gravity : 2.65

Separation of Sample: #200 Sieve

printed 12/7/2020 4:01:41 PM

| | | | | | |
|---|---|---|---|---|---|
| Client: | AECOM | | | | |
| Project: | New Bedford Harbor LTM | | | | |
| Location: | New Bedford, MA | | | Project No: | GTX-312496 |
| Boring ID: | --- | Sample Type: | bag | Tested By: | ckg |
| Sample ID: | S-221-20FSP20-02 | Test Date: | 11/24/20 | Checked By: | bfs |
| Depth : | --- | Test Id: | 583456 | | |
| Test Comment: | --- | | | | |
| Visual Description: | Moist, dark gray sandy silt | | | | |
| Sample Comment: | --- | | | | |

# Particle Size Analysis - ASTM D6913

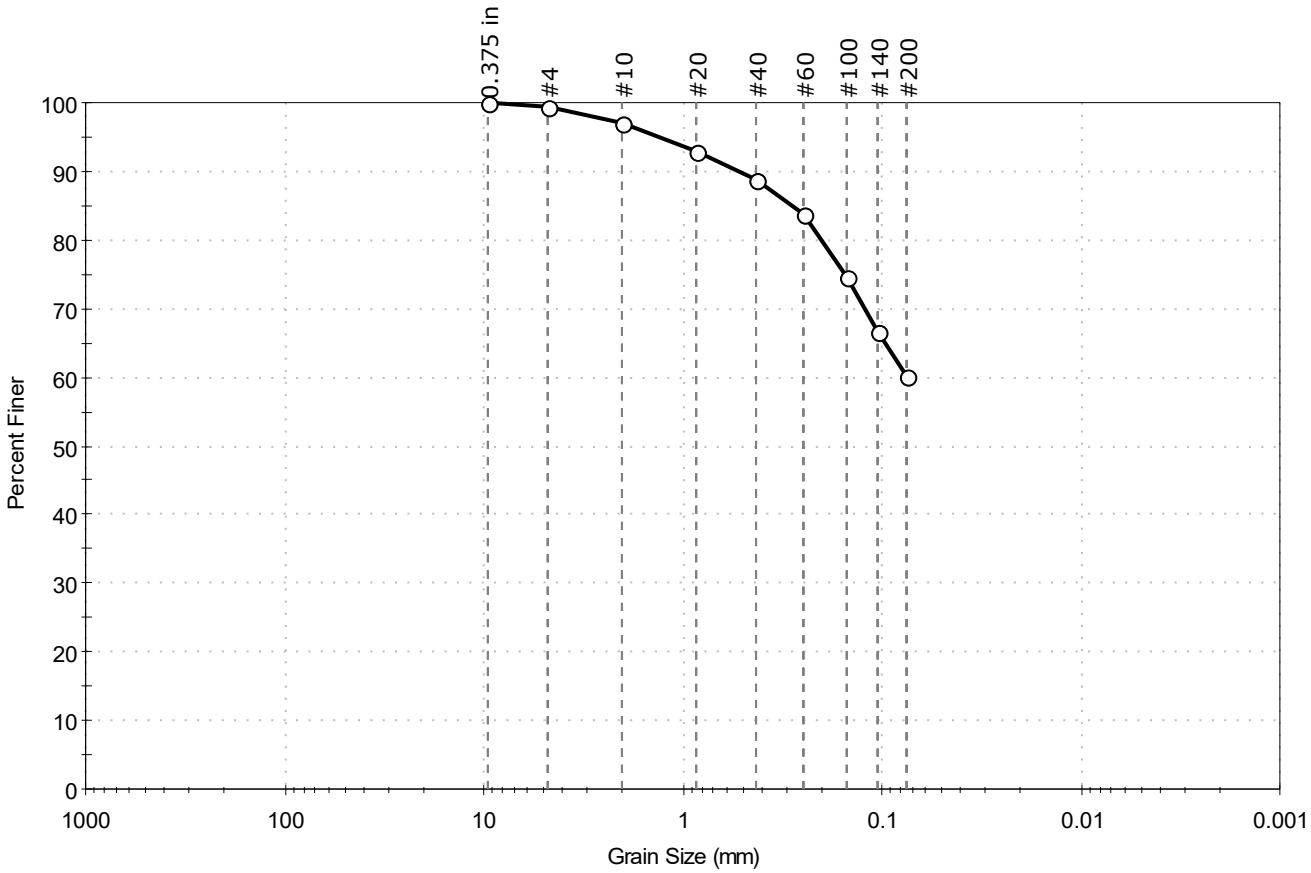


| % Cobble | % Gravel | % Sand | % Silt & Clay Size |
|---|---|---|---|
| — | 0.7 | 39.1 | 60.2 |

| Sieve Name | Sieve Size, mm | Percent Finer | Spec. Percent | Complies |
|---|---|---|---|---|
| 0.375 in | 9.50 | 100 | | |
| #4 | 4.75 | 99 | | |
| #10 | 2.00 | 97 | | |
| #20 | 0.85 | 93 | | |
| #40 | 0.42 | 89 | | |
| #60 | 0.25 | 84 | | |
| #100 | 0.15 | 75 | | |
| #140 | 0.11 | 67 | | |
| #200 | 0.075 | 60 | | |
| | | | | |
| | | | | |

**Coefficients**

$D_{85}$ = 0.2825 mm  $D_{30}$ = N/A
$D_{60}$ = N/A  $D_{15}$ = N/A
$D_{50}$ = N/A  $D_{10}$ = N/A
$C_u$ = N/A  $C_c$ = N/A

**Classification**

ASTM N/A

AASHTO Silty Soils (A-4 (0))

**Sample/Test Description**

Sand/Gravel Particle Shape : ---

Sand/Gravel Hardness : ---

printed 12/7/2020 4:01:43 PM

| | | | | | |
|---|---|---|---|---|---|
| Client: | AECOM | | | | |
| Project: | New Bedford Harbor LTM | | | | |
| Location: | New Bedford, MA | | | Project No: | GTX-312496 |
| Boring ID: | --- | Sample Type: | bag | Tested By: | ckg |
| Sample ID: | S-221-20FSP20-03 | Test Date: | 11/24/20 | Checked By: | bfs |
| Depth : | --- | Test Id: | 583457 | | |
| Test Comment: | --- | | | | |
| Visual Description: | Moist, dark gray sandy silt | | | | |
| Sample Comment: | Sample contains shells | | | | |

# Particle Size Analysis - ASTM D6913

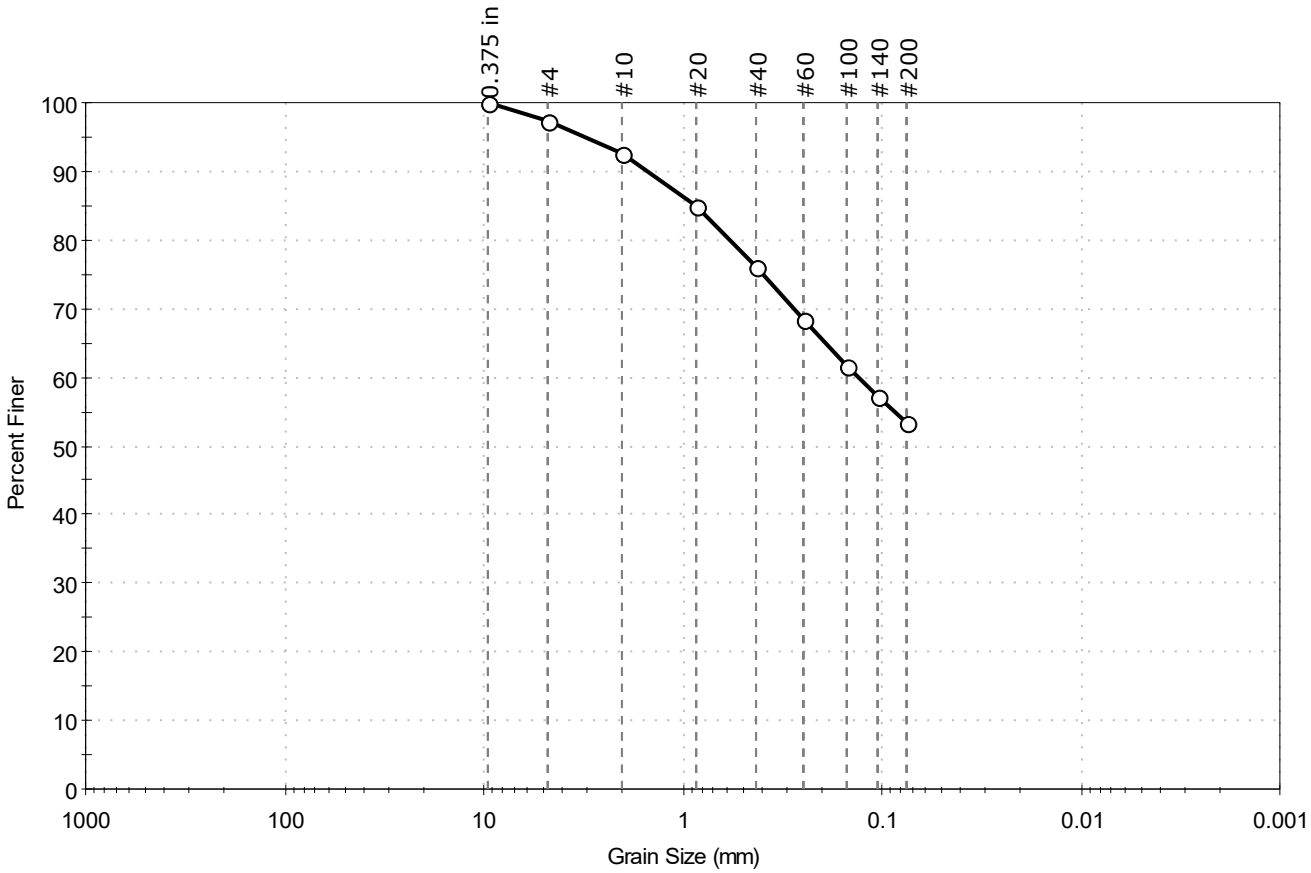


| % Cobble | % Gravel | % Sand | % Silt & Clay Size |
|---|---|---|---|
| — | 2.6 | 44.0 | 53.4 |

| Sieve Name | Sieve Size, mm | Percent Finer | Spec. Percent | Complies |
|---|---|---|---|---|
| 0.375 in | 9.50 | 100 | | |
| #4 | 4.75 | 97 | | |
| #10 | 2.00 | 93 | | |
| #20 | 0.85 | 85 | | |
| #40 | 0.42 | 76 | | |
| #60 | 0.25 | 68 | | |
| #100 | 0.15 | 62 | | |
| #140 | 0.11 | 57 | | |
| #200 | 0.075 | 53 | | |
| | | | | |
| | | | | |

**Coefficients**

$D_{85}$ = 0.8664 mm  $D_{30}$ = N/A

$D_{60}$ = 0.1320 mm  $D_{15}$ = N/A

$D_{50}$ = N/A  $D_{10}$ = N/A

$C_u$ = N/A  $C_c$ = N/A

**Classification**

ASTM N/A

AASHTO Silty Soils (A-4 (0))

**Sample/Test Description**

Sand/Gravel Particle Shape : ANGULAR

Sand/Gravel Hardness : HARD

printed 12/7/2020 4:01:45 PM

| | | | | | |
|---|---|---|---|---|---|
| Client: | AECOM | | | | |
| Project: | New Bedford Harbor LTM | | | | |
| Location: | New Bedford, MA | | | Project No: | GTX-312496 |
| Boring ID: | --- | Sample Type: | bag | Tested By: | ckg |
| Sample ID: | S-222-20FSP20-01 | Test Date: | 11/24/20 | Checked By: | bfs |
| Depth : | --- | Test Id: | 583459 | | |
| Test Comment: | --- | | | | |
| Visual Description: | Moist, very dark gray silt with sand | | | | |
| Sample Comment: | --- | | | | |

# Particle Size Analysis - ASTM D6913/D7928

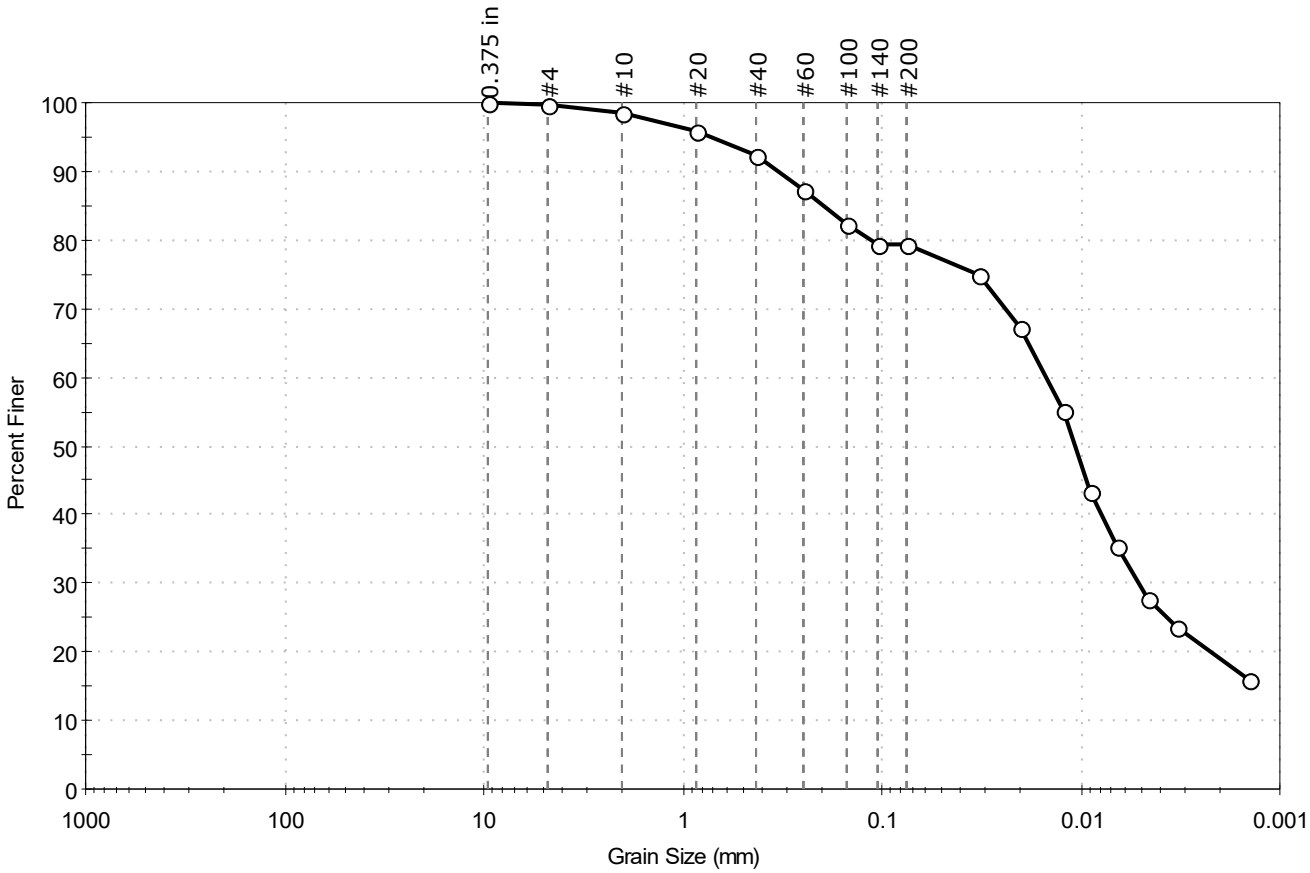


| % Cobble | % Gravel | % Sand | % Silt & Clay Size |
|---|---|---|---|
| — | 0.2 | 20.5 | 79.3 |

| Sieve Name | Sieve Size, mm | Percent Finer | Spec. Percent | Complies |
|---|---|---|---|---|
| 0.375 in | 9.50 | 100 | | |
| #4 | 4.75 | 100 | | |
| #10 | 2.00 | 98 | | |
| #20 | 0.85 | 96 | | |
| #40 | 0.42 | 92 | | |
| #60 | 0.25 | 87 | | |
| #100 | 0.15 | 82 | | |
| #140 | 0.11 | 79 | | |
| #200 | 0.075 | 79 | | |
| Hydrometer | Particle Size (mm) | Percent Finer | Spec. Percent | Complies |
| --- | 0.0322 | 75 | | |
| --- | 0.0204 | 67 | | |
| --- | 0.0122 | 55 | | |
| --- | 0.0090 | 43 | | |
| --- | 0.0065 | 36 | | |
| --- | 0.0046 | 28 | | |
| --- | 0.0033 | 24 | | |
| --- | 0.0014 | 16 | | |
| | | | | |

**Coefficients**

$D_{85}$ = 0.1972 mm  $D_{30}$ = 0.0051 mm
$D_{60}$ = 0.0150 mm  $D_{15}$ = N/A
$D_{50}$ = 0.0107 mm  $D_{10}$ = N/A
$C_u$ = N/A  $C_c$ = N/A

**Classification**

ASTM N/A

AASHTO Silty Soils (A-4 (0))

**Sample/Test Description**

Sand/Gravel Particle Shape : ---
Sand/Gravel Hardness : ---
Dispersion Device : Apparatus A - Mech Mixer
Dispersion Period : 1 minute
Est. Specific Gravity : 2.65
Separation of Sample: #200 Sieve

printed 12/7/2020 4:01:49 PM

| | | | | | |
|---|---|---|---|---|---|
| Client: | AECOM | | | | |
| Project: | New Bedford Harbor LTM | | | | |
| Location: | New Bedford, MA | | | Project No: | GTX-312496 |
| Boring ID: | --- | Sample Type: | bag | Tested By: | ckg |
| Sample ID: | S-222-20FSP20-02 | Test Date: | 11/24/20 | Checked By: | bfs |
| Depth : | --- | Test Id: | 583460 | | |
| Test Comment: | --- | | | | |
| Visual Description: | Moist, black sandy clay | | | | |
| Sample Comment: | Sample contains shells | | | | |

# Particle Size Analysis - ASTM D6913

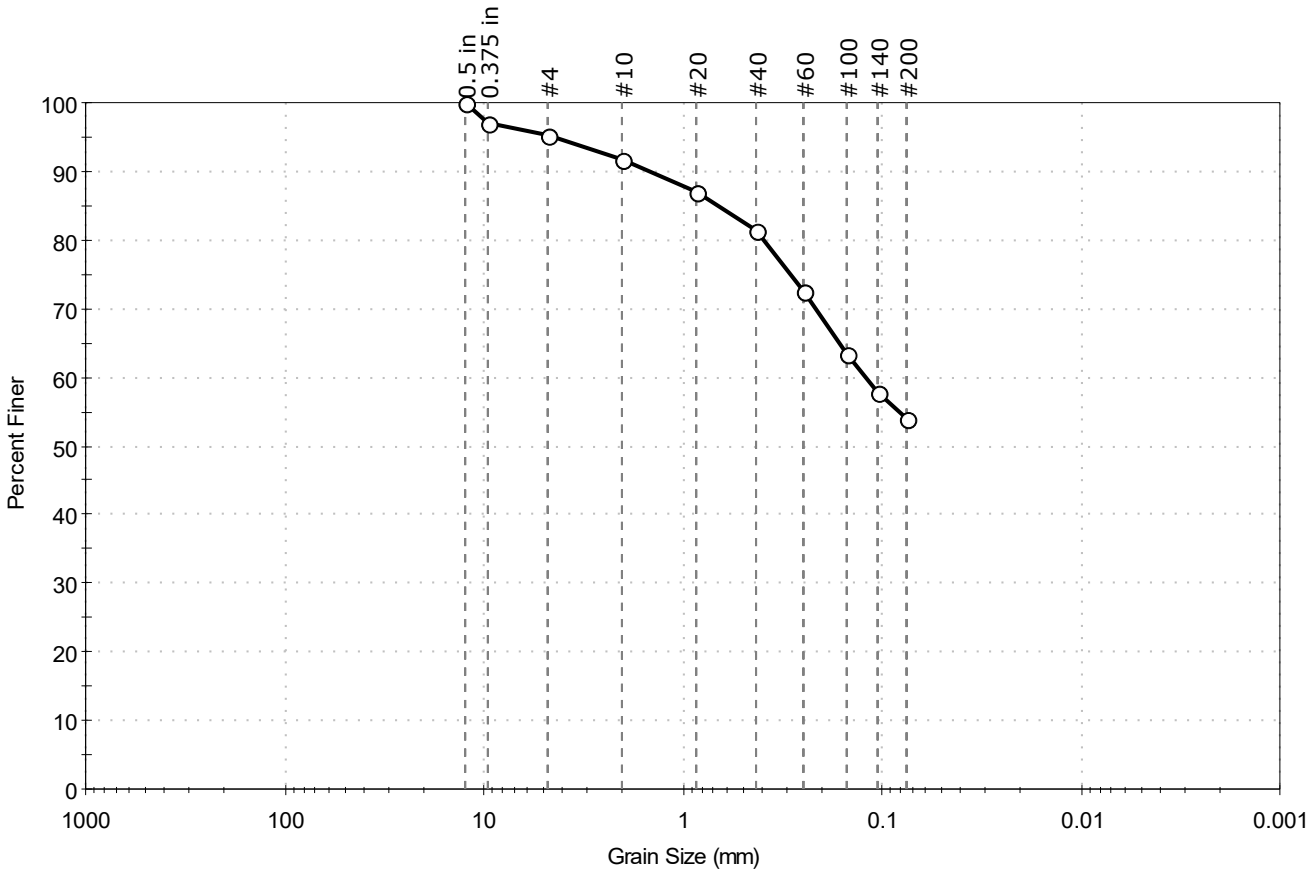


| % Cobble | % Gravel | % Sand | % Silt & Clay Size |
|---|---|---|---|
| -- | 4.8 | 41.2 | 54.0 |

| Sieve Name | Sieve Size, mm | Percent Finer | Spec. Percent | Complies |
|---|---|---|---|---|
| 0.5 in | 12.50 | 100 | | |
| 0.375 in | 9.50 | 97 | | |
| #4 | 4.75 | 95 | | |
| #10 | 2.00 | 92 | | |
| #20 | 0.85 | 87 | | |
| #40 | 0.42 | 82 | | |
| #60 | 0.25 | 73 | | |
| #100 | 0.15 | 63 | | |
| #140 | 0.11 | 58 | | |
| #200 | 0.075 | 54 | | |
| | | | | |
| | | | | |

**Coefficients**

$D_{85}$ = 0.6561 mm  $D_{30}$ = N/A
$D_{60}$ = 0.1220 mm  $D_{15}$ = N/A
$D_{50}$ = N/A  $D_{10}$ = N/A
$C_u$ = N/A  $C_c$ = N/A

**Classification**

ASTM N/A

AASHTO Silty Soils (A-4 (0))

**Sample/Test Description**

Sand/Gravel Particle Shape : ANGULAR

Sand/Gravel Hardness : HARD

printed 12/7/2020 4:01:51 PM

| | | | | | |
|---|---|---|---|---|---|
| Client: | AECOM | | | | |
| Project: | New Bedford Harbor LTM | | | | |
| Location: | New Bedford, MA | | | Project No: | GTX-312496 |
| Boring ID: | --- | Sample Type: | bag | Tested By: | ckg |
| Sample ID: | S-222-20FSP20-03 | Test Date: | 11/24/20 | Checked By: | bfs |
| Depth : | --- | Test Id: | 583461 | | |
| Test Comment: | --- | | | | |
| Visual Description: | Moist, black sandy clay | | | | |
| Sample Comment: | Sample contains shells | | | | |

# Particle Size Analysis - ASTM D6913

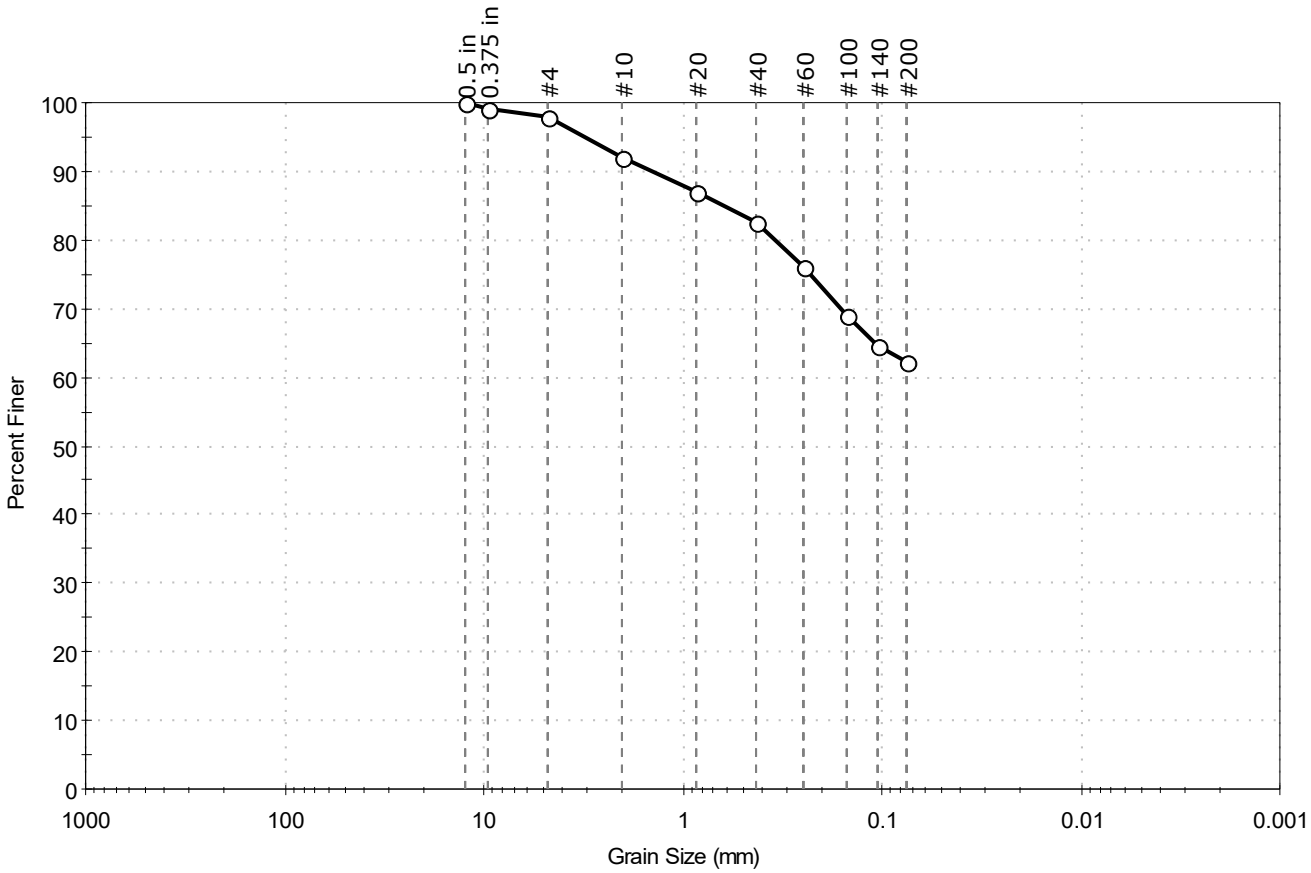


| % Cobble | % Gravel | % Sand | % Silt & Clay Size |
|---|---|---|---|
| -- | 2.0 | 35.8 | 62.2 |

| Sieve Name | Sieve Size, mm | Percent Finer | Spec. Percent | Complies |
|---|---|---|---|---|
| 0.5 in | 12.50 | 100 | | |
| 0.375 in | 9.50 | 99 | | |
| #4 | 4.75 | 98 | | |
| #10 | 2.00 | 92 | | |
| #20 | 0.85 | 87 | | |
| #40 | 0.42 | 83 | | |
| #60 | 0.25 | 76 | | |
| #100 | 0.15 | 69 | | |
| #140 | 0.11 | 65 | | |
| #200 | 0.075 | 62 | | |
| | | | | |
| | | | | |

**Coefficients**

$D_{85}$ = 0.6241 mm  $D_{30}$ = N/A
$D_{60}$ = N/A  $D_{15}$ = N/A
$D_{50}$ = N/A  $D_{10}$ = N/A
$C_u$ = N/A  $C_c$ = N/A

**Classification**

ASTM N/A

AASHTO Silty Soils (A-4 (0))

**Sample/Test Description**

Sand/Gravel Particle Shape : ANGULAR

Sand/Gravel Hardness : HARD

printed 12/7/2020 4:01:53 PM

| | | | | | |
|---|---|---|---|---|---|
| Client: | AECOM | | | | |
| Project: | New Bedford Harbor LTM | | | | |
| Location: | New Bedford, MA | | | Project No: | GTX-312496 |
| Boring ID: | --- | Sample Type: | bag | Tested By: | ckg |
| Sample ID: | S-224-20FSP20-01 | Test Date: | 11/24/20 | Checked By: | bfs |
| Depth : | --- | Test Id: | 583463 | | |
| Test Comment: | --- | | | | |
| Visual Description: | Moist, very dark gray silt | | | | |
| Sample Comment: | --- | | | | |

# Particle Size Analysis - ASTM D6913/D7928

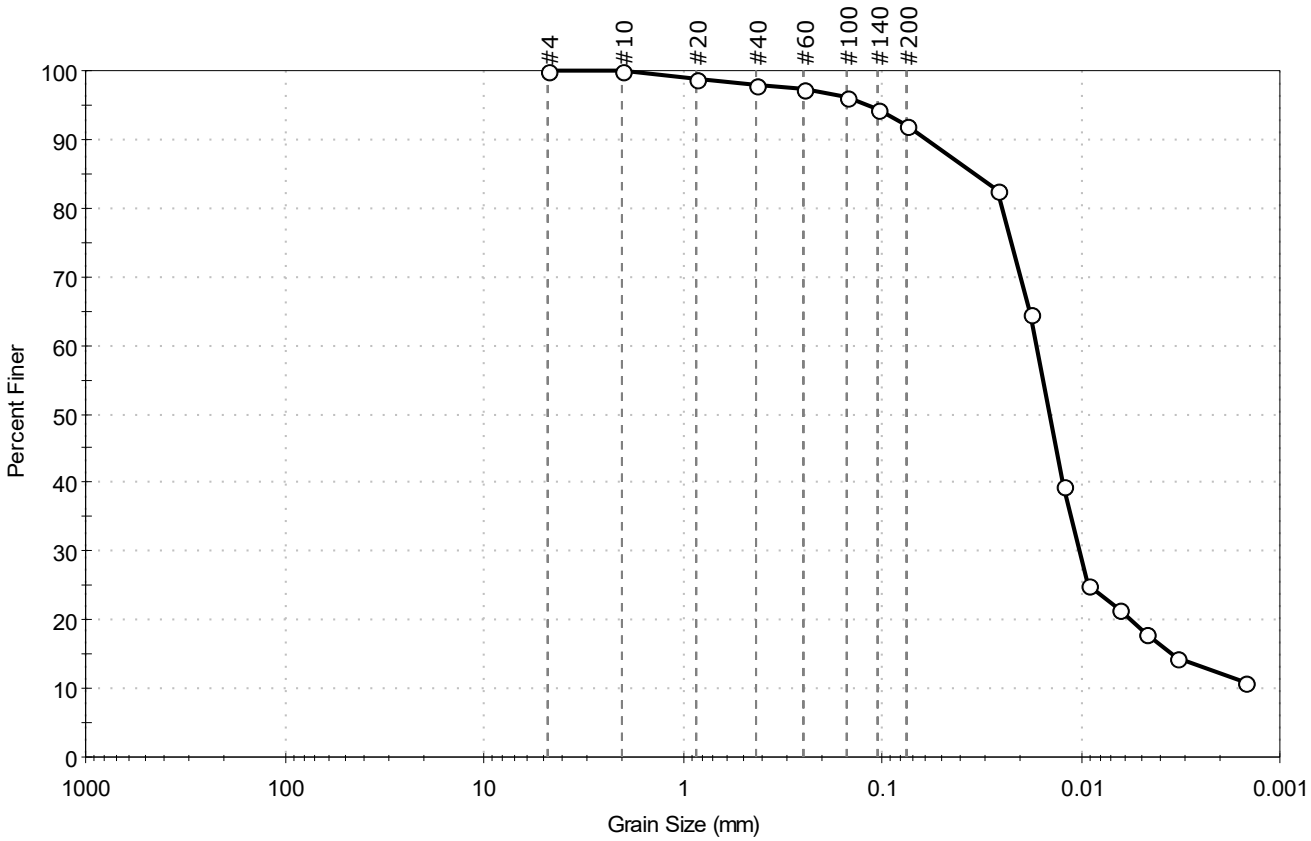


| % Cobble | % Gravel | % Sand | % Silt & Clay Size |
|---|---|---|---|
| — | 0.0 | 7.9 | 92.1 |

| Sieve Name | Sieve Size, mm | Percent Finer | Spec. Percent | Complies |
|---|---|---|---|---|
| #4 | 4.75 | 100 | | |
| #10 | 2.00 | 100 | | |
| #20 | 0.85 | 99 | | |
| #40 | 0.42 | 98 | | |
| #60 | 0.25 | 97 | | |
| #100 | 0.15 | 96 | | |
| #140 | 0.11 | 94 | | |
| #200 | 0.075 | 92 | | |
| Hydrometer | Particle Size (mm) | Percent Finer | Spec. Percent | Complies |
| --- | 0.0261 | 83 | | |
| --- | 0.0179 | 65 | | |
| --- | 0.0122 | 40 | | |
| --- | 0.0093 | 25 | | |
| --- | 0.0064 | 22 | | |
| --- | 0.0047 | 18 | | |
| --- | 0.0033 | 14 | | |
| --- | 0.0015 | 11 | | |
| | | | | |

**Coefficients**

$D_{85}$ = 0.0338 mm  $D_{30}$ = 0.0102 mm
$D_{60}$ = 0.0166 mm  $D_{15}$ = 0.0035 mm
$D_{50}$ = 0.0143 mm  $D_{10}$ = N/A
$C_u$ = N/A  $C_c$ = N/A

**Classification**

ASTM N/A

AASHTO Silty Soils (A-4 (0))

**Sample/Test Description**

Sand/Gravel Particle Shape : ---
Sand/Gravel Hardness : ---
Dispersion Device : Apparatus A - Mech Mixer
Dispersion Period : 1 minute
Est. Specific Gravity : 2.65
Separation of Sample: #200 Sieve

printed 12/7/2020 4:01:56 PM

| | | | | | |
|---|---|---|---|---|---|
| Client: | AECOM | | | | |
| Project: | New Bedford Harbor LTM | | | | |
| Location: | New Bedford, MA | | | Project No: | GTX-312496 |
| Boring ID: | --- | Sample Type: | bag | Tested By: | ckg |
| Sample ID: | S-224-20FSP20-02 | Test Date: | 11/24/20 | Checked By: | bfs |
| Depth : | --- | Test Id: | 583464 | | |
| Test Comment: | --- | | | | |
| Visual Description: | Moist, very dark gray silt | | | | |
| Sample Comment: | --- | | | | |

# Particle Size Analysis - ASTM D6913

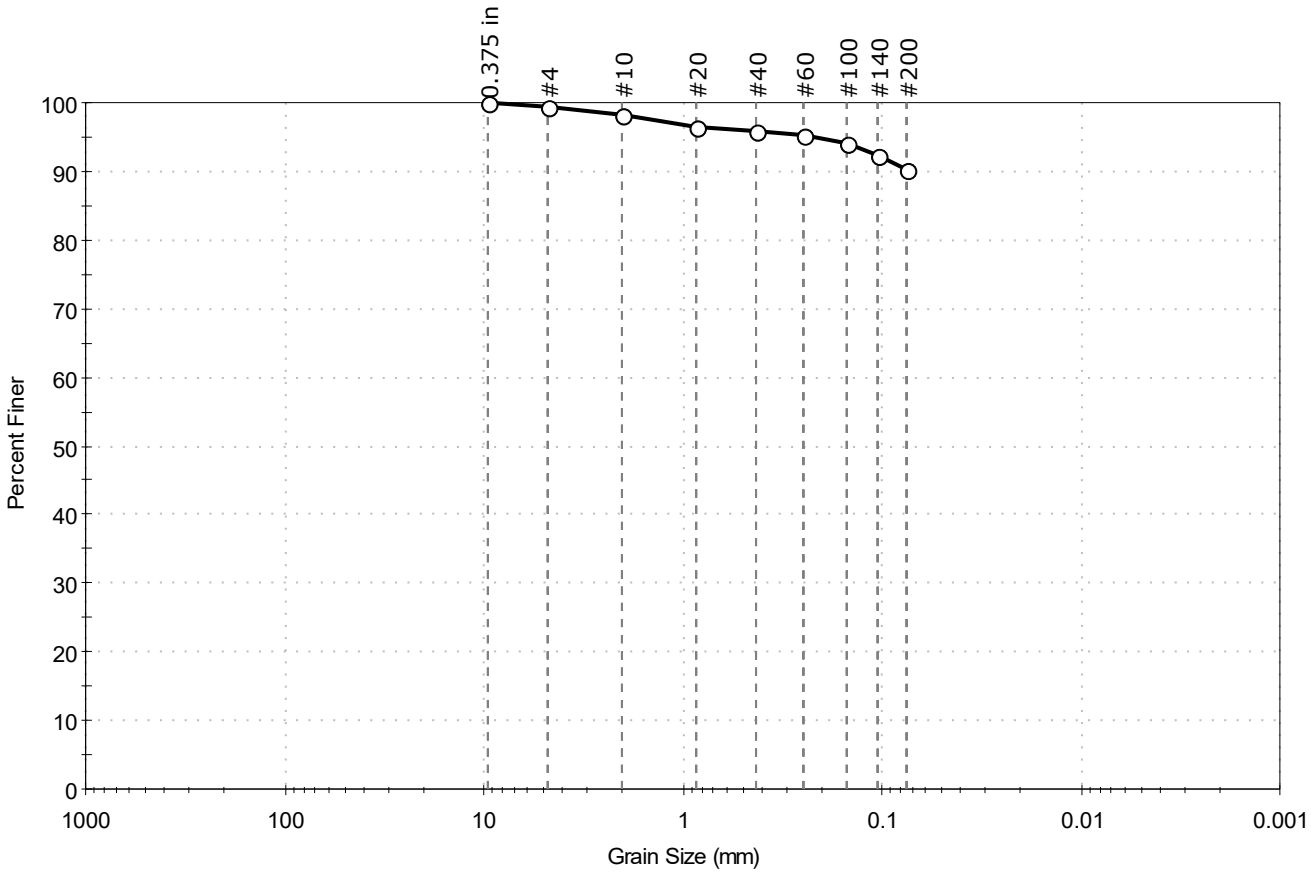


| % Cobble | % Gravel | % Sand | % Silt & Clay Size |
|---|---|---|---|
| -- | 0.5 | 9.4 | 90.1 |

| Sieve Name | Sieve Size, mm | Percent Finer | Spec. Percent | Complies |
|---|---|---|---|---|
| 0.375 in | 9.50 | 100 | | |
| #4 | 4.75 | 100 | | |
| #10 | 2.00 | 98 | | |
| #20 | 0.85 | 97 | | |
| #40 | 0.42 | 96 | | |
| #60 | 0.25 | 95 | | |
| #100 | 0.15 | 94 | | |
| #140 | 0.11 | 92 | | |
| #200 | 0.075 | 90 | | |
| | | | | |
| | | | | |

**Coefficients**

$D_{85}$ = N/A  $D_{30}$ = N/A
$D_{60}$ = N/A  $D_{15}$ = N/A
$D_{50}$ = N/A  $D_{10}$ = N/A
$C_u$ = N/A  $C_c$ = N/A

**Classification**

ASTM N/A

AASHTO Silty Soils (A-4 (0))

**Sample/Test Description**

Sand/Gravel Particle Shape : ---

Sand/Gravel Hardness : ---

printed 12/7/2020 4:01:58 PM

| | | | | | |
|---|---|---|---|---|---|
| Client: | AECOM | | | | |
| Project: | New Bedford Harbor LTM | | | | |
| Location: | New Bedford, MA | | | Project No: | GTX-312496 |
| Boring ID: | --- | Sample Type: | bag | Tested By: | ckg |
| Sample ID: | S-224-20FSP20-03 | Test Date: | 11/24/20 | Checked By: | bfs |
| Depth : | --- | Test Id: | 583465 | | |
| Test Comment: | --- | | | | |
| Visual Description: | Moist, very dark gray silt with sand | | | | |
| Sample Comment: | --- | | | | |

# Particle Size Analysis - ASTM D6913

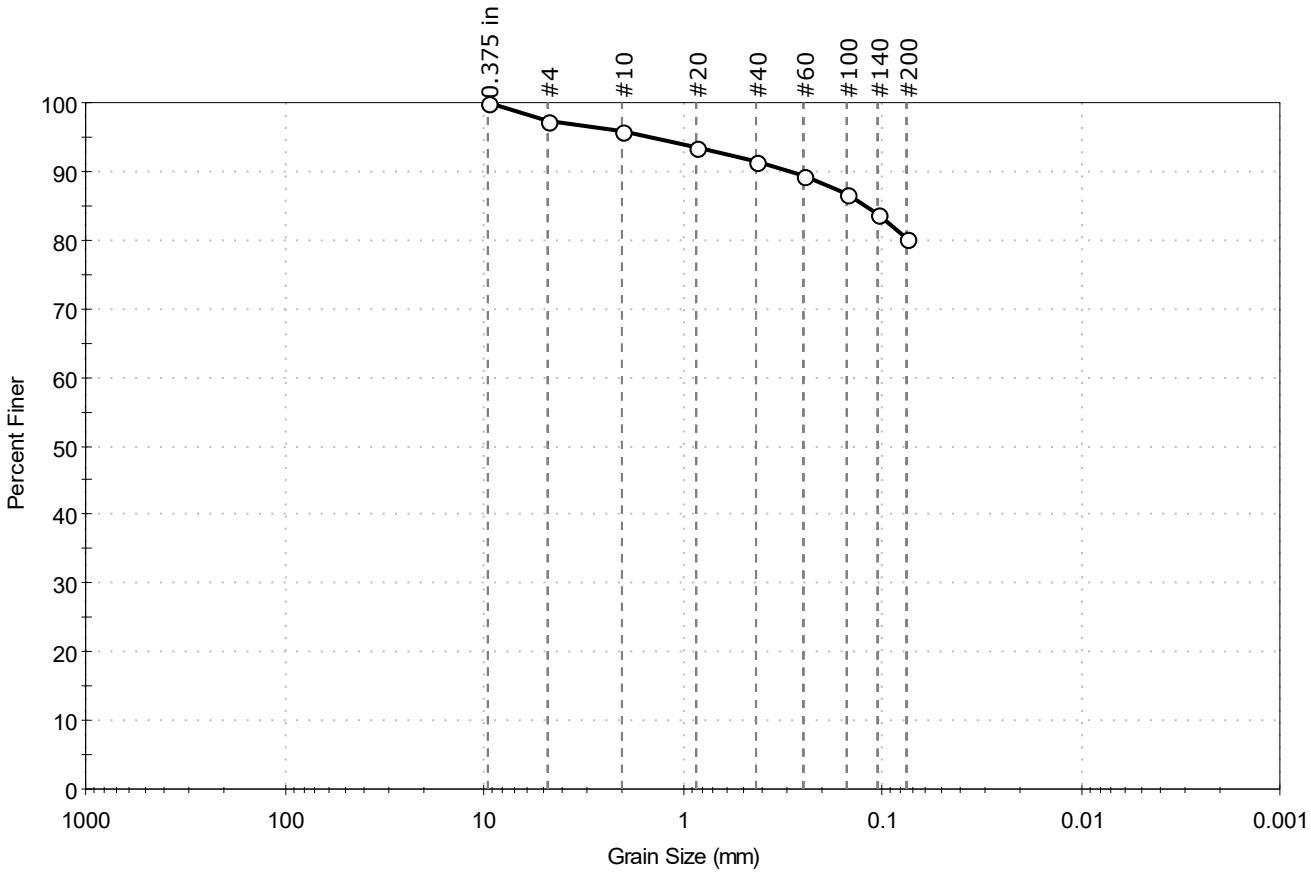


| % Cobble | % Gravel | % Sand | % Silt & Clay Size |
|---|---|---|---|
| — | 2.6 | 17.2 | 80.2 |

| Sieve Name | Sieve Size, mm | Percent Finer | Spec. Percent | Complies |
|---|---|---|---|---|
| 0.375 in | 9.50 | 100 | | |
| #4 | 4.75 | 97 | | |
| #10 | 2.00 | 96 | | |
| #20 | 0.85 | 94 | | |
| #40 | 0.42 | 92 | | |
| #60 | 0.25 | 89 | | |
| #100 | 0.15 | 87 | | |
| #140 | 0.11 | 84 | | |
| #200 | 0.075 | 80 | | |
| | | | | |
| | | | | |

**Coefficients**

$D_{85}$ = 0.1237 mm  $D_{30}$ = N/A
$D_{60}$ = N/A  $D_{15}$ = N/A
$D_{50}$ = N/A  $D_{10}$ = N/A
$C_u$ = N/A  $C_c$ = N/A

**Classification**

ASTM N/A

AASHTO Silty Soils (A-4 (0))

**Sample/Test Description**

Sand/Gravel Particle Shape : ---

Sand/Gravel Hardness : ---

printed 12/7/2020 4:02:00 PM

| | | | | | |
|---|---|---|---|---|---|
| Client: | AECOM | | | | |
| Project: | New Bedford Harbor LTM | | | | |
| Location: | New Bedford, MA | | | Project No: | GTX-312496 |
| Boring ID: | --- | Sample Type: | bag | Tested By: | ckg |
| Sample ID: | S-225-20FSP20-01 | Test Date: | 11/24/20 | Checked By: | bfs |
| Depth : | --- | Test Id: | 583467 | | |
| Test Comment: | --- | | | | |
| Visual Description: | Moist, very dark gray sandy silt | | | | |
| Sample Comment: | --- | | | | |

# Particle Size Analysis - ASTM D6913/D7928

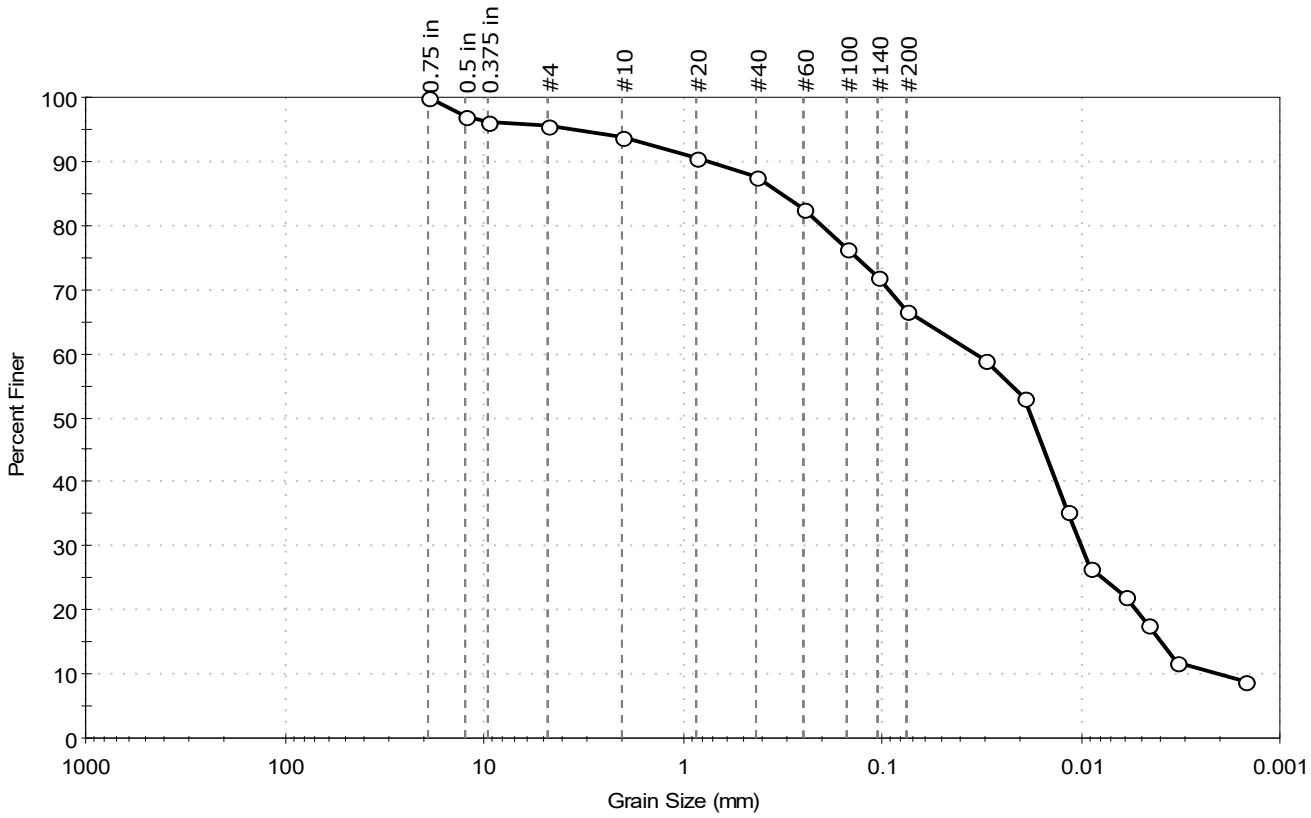


| % Cobble | % Gravel | % Sand | % Silt & Clay Size |
|---|---|---|---|
| – | 4.5 | 28.7 | 66.8 |

| Sieve Name | Sieve Size, mm | Percent Finer | Spec. Percent | Complies |
|---|---|---|---|---|
| 0.75 in | 19.00 | 100 | | |
| 0.5 in | 12.50 | 97 | | |
| 0.375 in | 9.50 | 96 | | |
| #4 | 4.75 | 95 | | |
| #10 | 2.00 | 94 | | |
| #20 | 0.85 | 91 | | |
| #40 | 0.42 | 88 | | |
| #60 | 0.25 | 83 | | |
| #100 | 0.15 | 76 | | |
| #140 | 0.11 | 72 | | |
| #200 | 0.075 | 67 | | |
| Hydrometer | Particle Size (mm) | Percent Finer | Spec. Percent | Complies |
| --- | 0.0304 | 59 | | |
| --- | 0.0194 | 53 | | |
| --- | 0.0115 | 35 | | |
| --- | 0.0089 | 27 | | |
| --- | 0.0060 | 22 | | |
| --- | 0.0046 | 18 | | |
| --- | 0.0033 | 12 | | |
| --- | 0.0015 | 9 | | |
| | | | | |

**Coefficients**

| | |
|---|---|
| $D_{85}$ = 0.3223 mm | $D_{30}$ = 0.0098 mm |
| $D_{60}$ = 0.0338 mm | $D_{15}$ = 0.0040 mm |
| $D_{50}$ = 0.0177 mm | $D_{10}$ = 0.0020 mm |
| $C_u$ = 16.900 | $C_c$ = 1.421 |

**Classification**

ASTM N/A

AASHTO Silty Soils (A-4 (0))

**Sample/Test Description**

Sand/Gravel Particle Shape : ANGULAR

Sand/Gravel Hardness : HARD

Dispersion Device : Apparatus A - Mech Mixer

Dispersion Period : 1 minute

Est. Specific Gravity : 2.65

Separation of Sample: #200 Sieve

printed 12/7/2020 4:02:04 PM

| | | | | | |
|---|---|---|---|---|---|
| Client: | AECOM | | | | |
| Project: | New Bedford Harbor LTM | | | | |
| Location: | New Bedford, MA | | | Project No: | GTX-312496 |
| Boring ID: | --- | Sample Type: | bag | Tested By: | ckg |
| Sample ID: | S-225-20FSP20-02 | Test Date: | 11/24/20 | Checked By: | bfs |
| Depth : | --- | Test Id: | 583468 | | |
| Test Comment: | --- | | | | |
| Visual Description: | Moist, dark gray silt with sand | | | | |
| Sample Comment: | --- | | | | |

# Particle Size Analysis - ASTM D6913

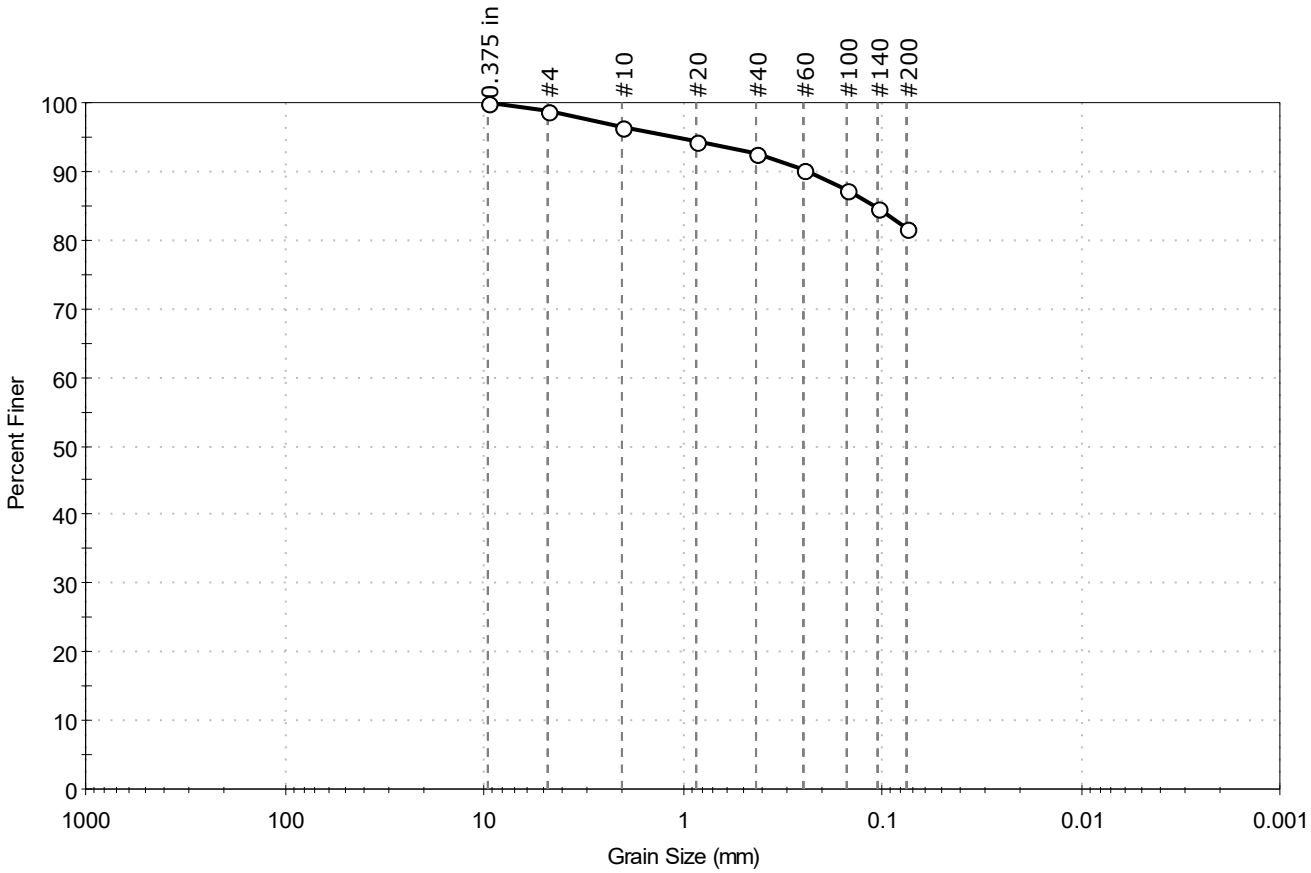


| % Cobble | % Gravel | % Sand | % Silt & Clay Size |
|---|---|---|---|
| -- | 1.1 | 17.1 | 81.8 |

| Sieve Name | Sieve Size, mm | Percent Finer | Spec. Percent | Complies |
|---|---|---|---|---|
| 0.375 in | 9.50 | 100 | | |
| #4 | 4.75 | 99 | | |
| #10 | 2.00 | 96 | | |
| #20 | 0.85 | 94 | | |
| #40 | 0.42 | 93 | | |
| #60 | 0.25 | 90 | | |
| #100 | 0.15 | 87 | | |
| #140 | 0.11 | 85 | | |
| #200 | 0.075 | 82 | | |
| | | | | |
| | | | | |

**Coefficients**

$D_{85}$ = 0.1097 mm  $D_{30}$ = N/A
$D_{60}$ = N/A  $D_{15}$ = N/A
$D_{50}$ = N/A  $D_{10}$ = N/A
$C_u$ = N/A  $C_c$ = N/A

**Classification**

ASTM N/A

AASHTO Silty Soils (A-4 (0))

**Sample/Test Description**

Sand/Gravel Particle Shape : ---

Sand/Gravel Hardness : ---

printed 12/7/2020 4:02:06 PM

| | | | | | |
|---|---|---|---|---|---|
| Client: | AECOM | | | | |
| Project: | New Bedford Harbor LTM | | | | |
| Location: | New Bedford, MA | | | Project No: | GTX-312496 |
| Boring ID: | --- | Sample Type: | bag | Tested By: | ckg |
| Sample ID: | S-225-20FSP20-03 | Test Date: | 11/24/20 | Checked By: | bfs |
| Depth : | --- | Test Id: | 583469 | | |
| Test Comment: | --- | | | | |
| Visual Description: | Moist, very dark gray silt | | | | |
| Sample Comment: | --- | | | | |

# Particle Size Analysis - ASTM D6913

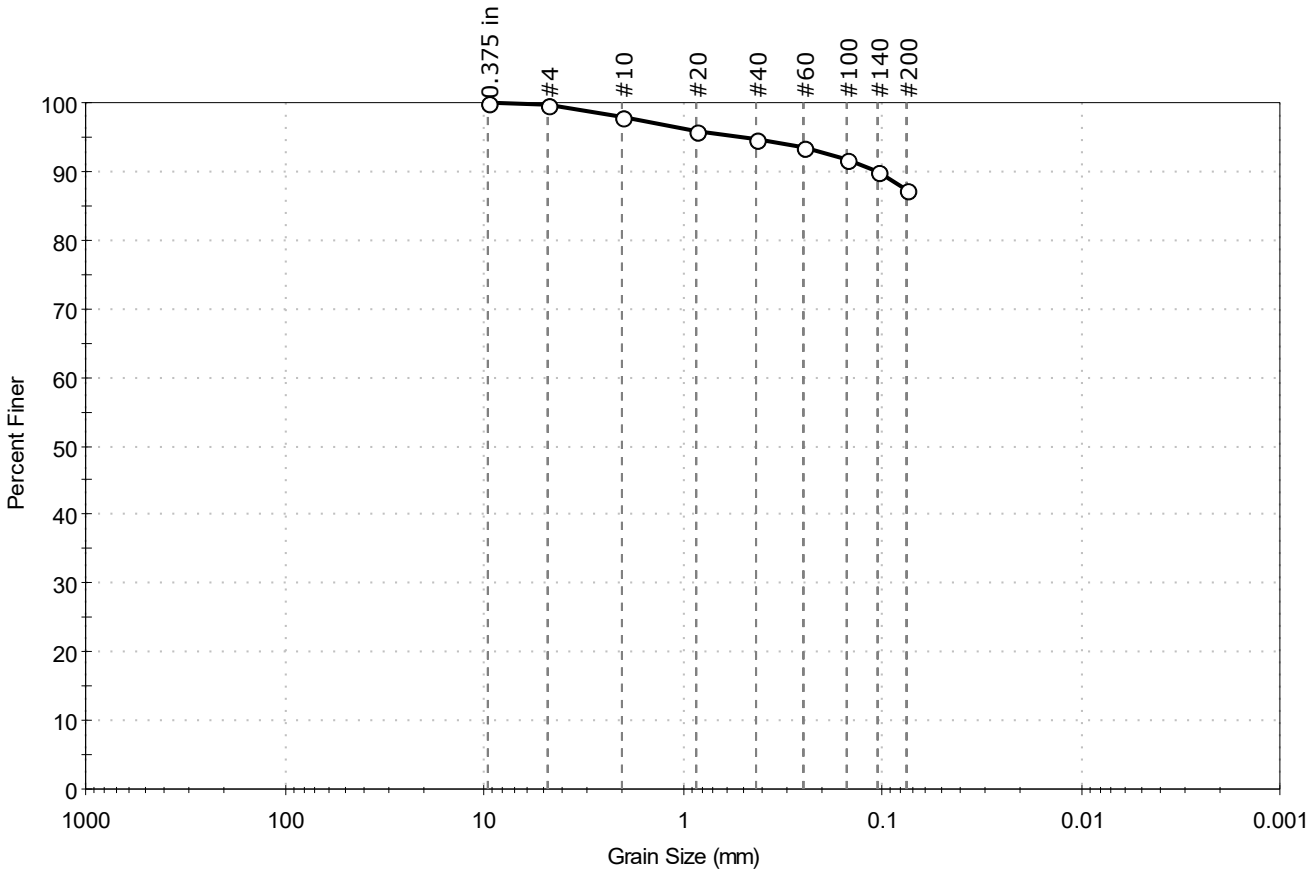


| % Cobble | % Gravel | % Sand | % Silt & Clay Size |
|---|---|---|---|
| -- | 0.4 | 12.2 | 87.4 |

| Sieve Name | Sieve Size, mm | Percent Finer | Spec. Percent | Complies |
|---|---|---|---|---|
| 0.375 in | 9.50 | 100 | | |
| #4 | 4.75 | 100 | | |
| #10 | 2.00 | 98 | | |
| #20 | 0.85 | 96 | | |
| #40 | 0.42 | 95 | | |
| #60 | 0.25 | 94 | | |
| #100 | 0.15 | 92 | | |
| #140 | 0.11 | 90 | | |
| #200 | 0.075 | 87 | | |
| | | | | |
| | | | | |

**Coefficients**

$D_{85}$ =N/A $D_{30}$ =N/A

$D_{60}$ =N/A $D_{15}$ =N/A

$D_{50}$ =N/A $D_{10}$ =N/A

$C_u$ =N/A $C_c$ =N/A

**Classification**

ASTM N/A

AASHTO Silty Soils (A-4 (0))

**Sample/Test Description**

Sand/Gravel Particle Shape : ---

Sand/Gravel Hardness : ---

printed 12/7/2020 4:02:08 PM

| | | | | | |
|---|---|---|---|---|---|
| Client: | AECOM | | | | |
| Project: | New Bedford Harbor LTM | | | | |
| Location: | New Bedford, MA | | | Project No: | GTX-312496 |
| Boring ID: | --- | Sample Type: | bag | Tested By: | ckg |
| Sample ID: | S-226-20FSP20-01 | Test Date: | 12/01/20 | Checked By: | bfs |
| Depth : | --- | Test Id: | 583471 | | |
| Test Comment: | --- | | | | |
| Visual Description: | Moist, black clay | | | | |
| Sample Comment: | --- | | | | |

# Particle Size Analysis - ASTM D6913/D7928

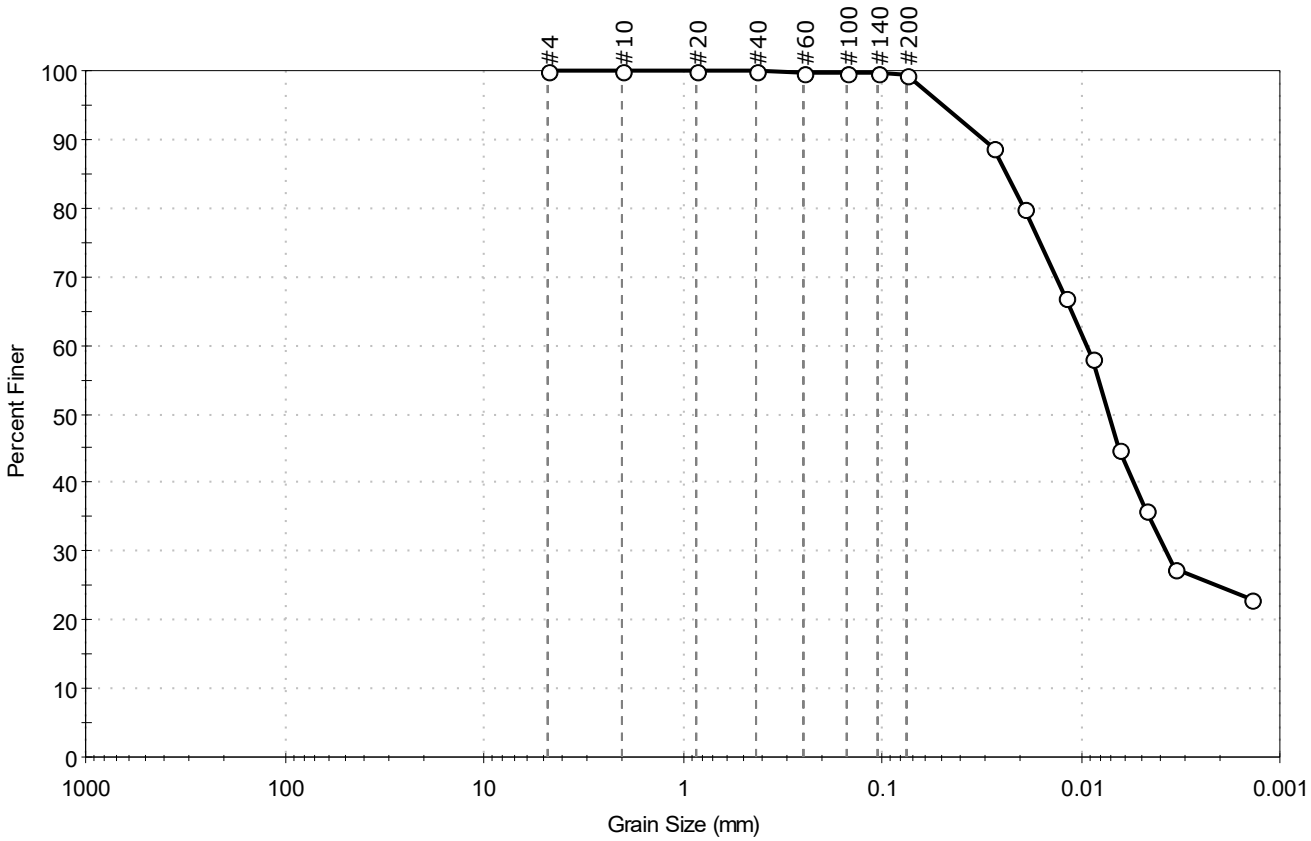


| % Cobble | % Gravel | % Sand | % Silt & Clay Size |
|---|---|---|---|
| — | 0.0 | 0.7 | 99.3 |

| Sieve Name | Sieve Size, mm | Percent Finer | Spec. Percent | Complies |
|---|---|---|---|---|
| #4 | 4.75 | 100 | | |
| #10 | 2.00 | 100 | | |
| #20 | 0.85 | 100 | | |
| #40 | 0.42 | 100 | | |
| #60 | 0.25 | 100 | | |
| #100 | 0.15 | 100 | | |
| #140 | 0.11 | 100 | | |
| #200 | 0.075 | 99 | | |
| Hydrometer | Particle Size (mm) | Percent Finer | Spec. Percent | Complies |
| --- | 0.0273 | 89 | | |
| --- | 0.0192 | 80 | | |
| --- | 0.0119 | 67 | | |
| --- | 0.0089 | 58 | | |
| --- | 0.0064 | 45 | | |
| --- | 0.0047 | 36 | | |
| --- | 0.0033 | 27 | | |
| --- | 0.0014 | 23 | | |
| | | | | |

**Coefficients**

$D_{85}$ = 0.0234 mm  $D_{30}$ = 0.0037 mm
$D_{60}$ = 0.0094 mm  $D_{15}$ = N/A
$D_{50}$ = 0.0073 mm  $D_{10}$ = N/A
$C_u$ = N/A  $C_c$ = N/A

**Classification**

ASTM N/A

AASHTO Silty Soils (A-4 (0))

**Sample/Test Description**

Sand/Gravel Particle Shape : ---
Sand/Gravel Hardness : ---
Dispersion Device : Apparatus A - Mech Mixer
Dispersion Period : 1 minute
Est. Specific Gravity : 2.65
Separation of Sample: #200 Sieve

printed 12/7/2020 4:02:11 PM

| | | | | | |
|---|---|---|---|---|---|
| Client: | AECOM | | | | |
| Project: | New Bedford Harbor LTM | | | | |
| Location: | New Bedford, MA | | | Project No: | GTX-312496 |
| Boring ID: | --- | Sample Type: | bag | Tested By: | ckg |
| Sample ID: | S-226-20FSP20-02 | Test Date: | 11/20/20 | Checked By: | bfs |
| Depth : | --- | Test Id: | 583472 | | |
| Test Comment: | --- | | | | |
| Visual Description: | Moist, black clay with sand | | | | |
| Sample Comment: | --- | | | | |

# Particle Size Analysis - ASTM D6913

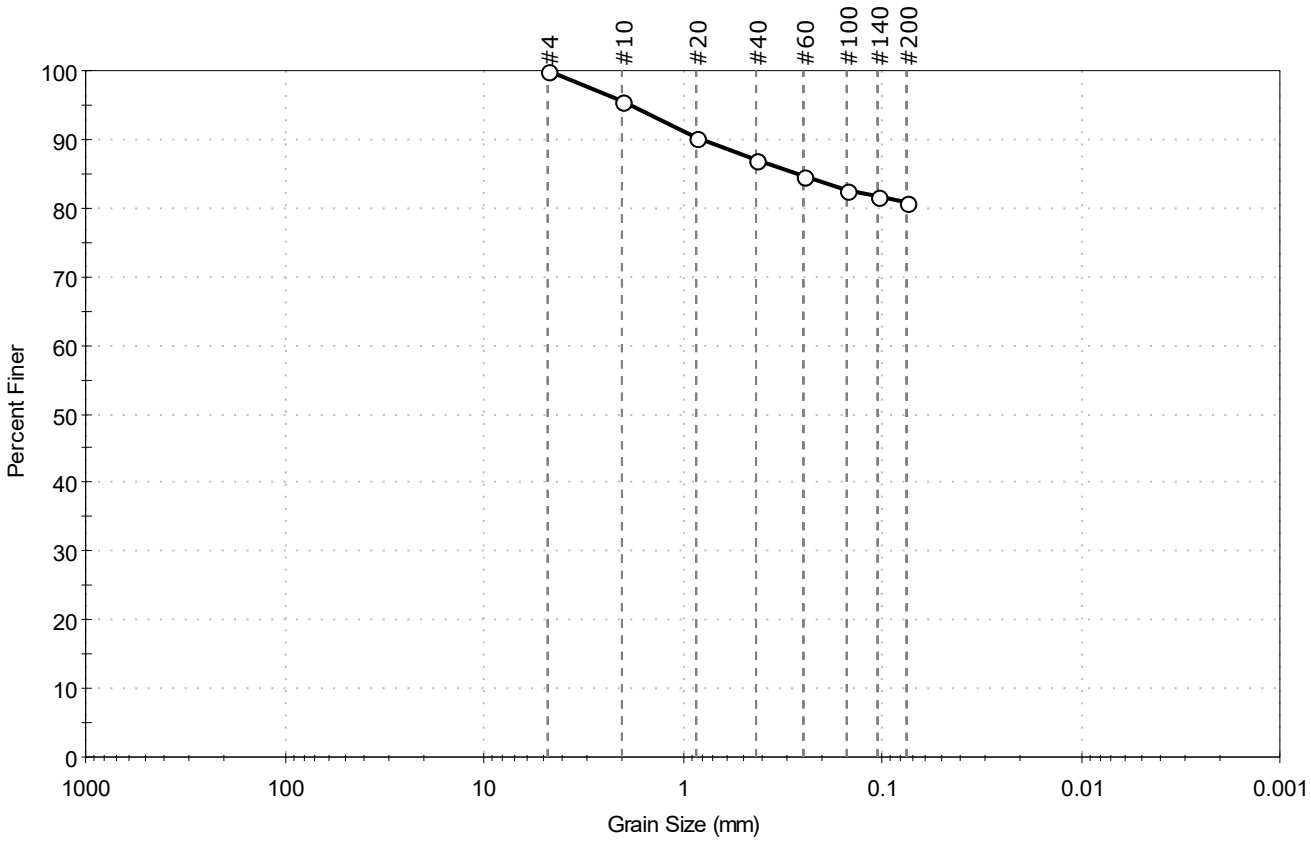


| % Cobble | % Gravel | % Sand | % Silt & Clay Size |
|---|---|---|---|
| — | 0.0 | 19.3 | 80.7 |

| Sieve Name | Sieve Size, mm | Percent Finer | Spec. Percent | Complies |
|---|---|---|---|---|
| #4 | 4.75 | 100 | | |
| #10 | 2.00 | 96 | | |
| #20 | 0.85 | 90 | | |
| #40 | 0.42 | 87 | | |
| #60 | 0.25 | 85 | | |
| #100 | 0.15 | 83 | | |
| #140 | 0.11 | 82 | | |
| #200 | 0.075 | 81 | | |
| | | | | |
| | | | | |

**Coefficients**

$D_{85}$ = 0.2657 mm  $D_{30}$ = N/A
$D_{60}$ = N/A  $D_{15}$ = N/A
$D_{50}$ = N/A  $D_{10}$ = N/A
$C_u$ = N/A  $C_c$ = N/A

**Classification**

ASTM N/A

AASHTO Silty Soils (A-4 (0))

**Sample/Test Description**

Sand/Gravel Particle Shape : ---

Sand/Gravel Hardness : ---

printed 12/7/2020 4:02:13 PM

| | | | | | |
|---|---|---|---|---|---|
| Client: | AECOM | | | | |
| Project: | New Bedford Harbor LTM | | | | |
| Location: | New Bedford, MA | | | Project No: | GTX-312496 |
| Boring ID: | --- | Sample Type: | bag | Tested By: | ckg |
| Sample ID: | S-226-20FSP20-03 | Test Date: | 11/24/20 | Checked By: | bfs |
| Depth : | --- | Test Id: | 583473 | | |
| Test Comment: | --- | | | | |
| Visual Description: | Moist, dark olive gray clay | | | | |
| Sample Comment: | --- | | | | |

# Particle Size Analysis - ASTM D6913

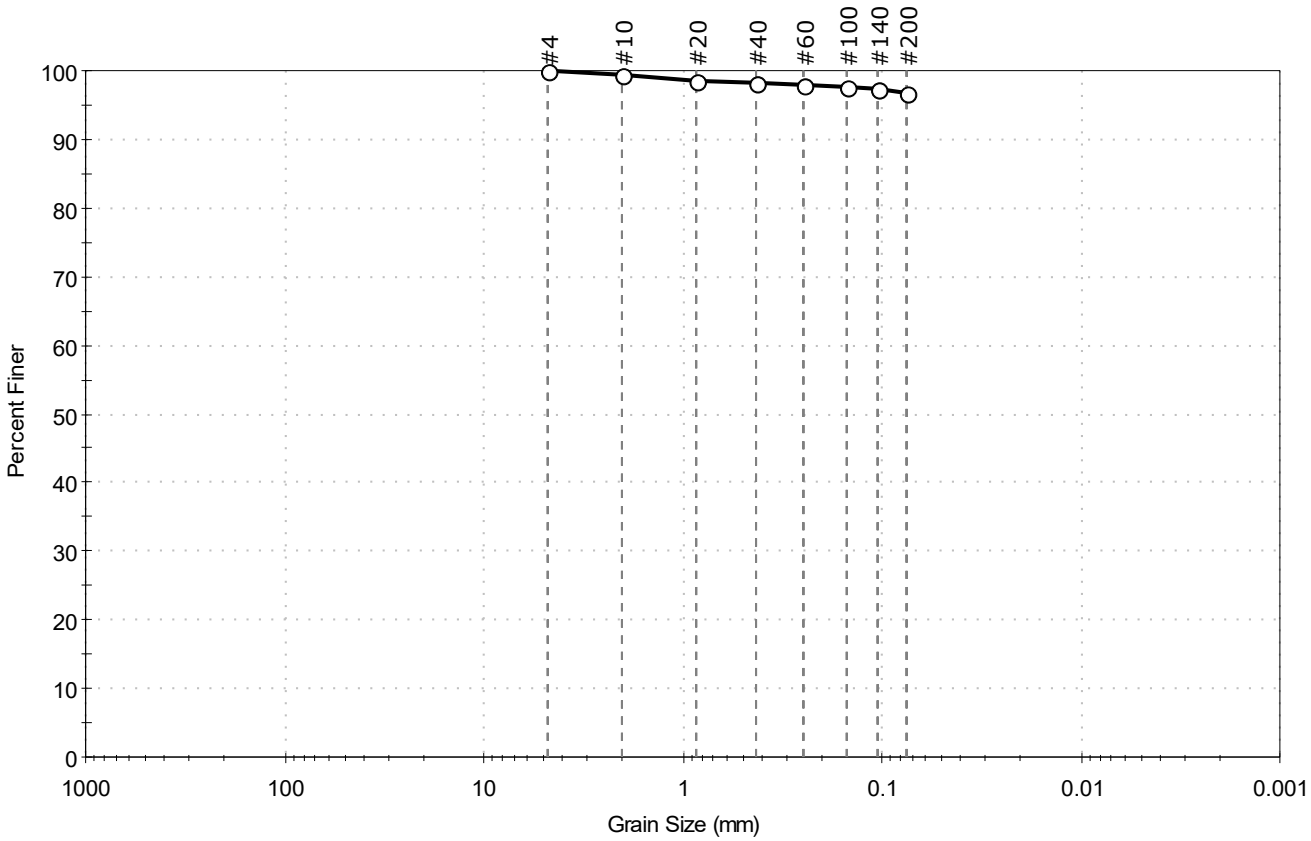


| % Cobble | % Gravel | % Sand | % Silt & Clay Size |
|---|---|---|---|
| -- | 0.0 | 3.3 | 96.7 |

| Sieve Name | Sieve Size, mm | Percent Finer | Spec. Percent | Complies |
|---|---|---|---|---|
| #4 | 4.75 | 100 | | |
| #10 | 2.00 | 99 | | |
| #20 | 0.85 | 98 | | |
| #40 | 0.42 | 98 | | |
| #60 | 0.25 | 98 | | |
| #100 | 0.15 | 98 | | |
| #140 | 0.11 | 97 | | |
| #200 | 0.075 | 97 | | |
| | | | | |
| | | | | |

**Coefficients**

$D_{85}$ = N/A  $D_{30}$ = N/A
$D_{60}$ = N/A  $D_{15}$ = N/A
$D_{50}$ = N/A  $D_{10}$ = N/A
$C_u$ = N/A  $C_c$ = N/A

**Classification**

ASTM N/A

AASHTO Silty Soils (A-4 (0))

**Sample/Test Description**

Sand/Gravel Particle Shape : ---

Sand/Gravel Hardness : ---

printed 12/7/2020 4:02:15 PM

| | | | | | |
|---|---|---|---|---|---|
| Client: | AECOM | | | | |
| Project: | New Bedford Harbor LTM | | | | |
| Location: | New Bedford, MA | | | Project No: | GTX-312496 |
| Boring ID: | --- | Sample Type: | bag | Tested By: | ckg |
| Sample ID: | S-227-20FSP20-01 | Test Date: | 12/01/20 | Checked By: | bfs |
| Depth : | --- | Test Id: | 583475 | | |
| Test Comment: | --- | | | | |
| Visual Description: | Moist, black sandy silt | | | | |
| Sample Comment: | Sample contains shells | | | | |

# Particle Size Analysis - ASTM D6913/D7928

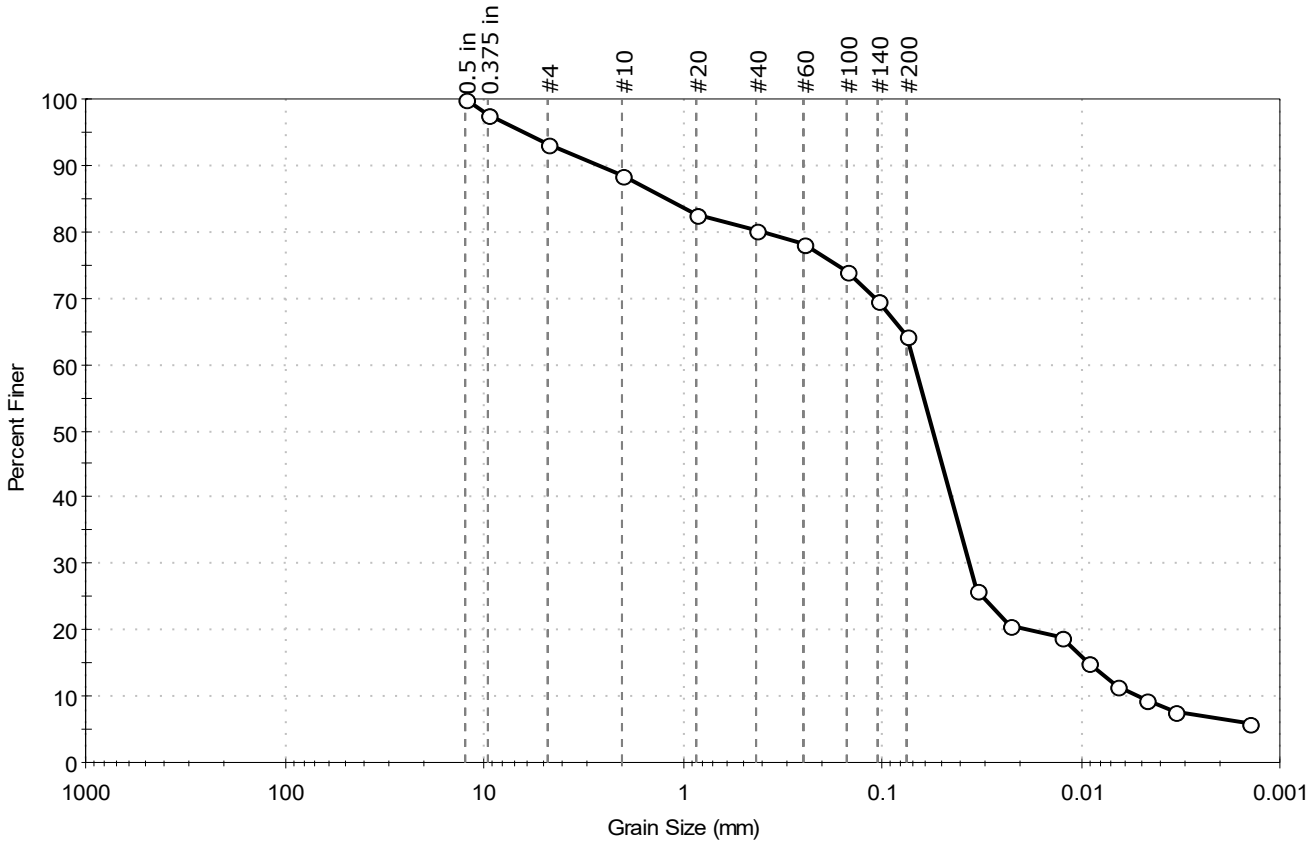


| % Cobble | % Gravel | % Sand | % Silt & Clay Size |
|---|---|---|---|
| — | 6.7 | 29.0 | 64.3 |

| Sieve Name | Sieve Size, mm | Percent Finer | Spec. Percent | Complies |
|---|---|---|---|---|
| 0.5 in | 12.50 | 100 | | |
| 0.375 in | 9.50 | 98 | | |
| #4 | 4.75 | 93 | | |
| #10 | 2.00 | 89 | | |
| #20 | 0.85 | 83 | | |
| #40 | 0.42 | 80 | | |
| #60 | 0.25 | 78 | | |
| #100 | 0.15 | 74 | | |
| #140 | 0.11 | 70 | | |
| #200 | 0.075 | 64 | | |
| Hydrometer | Particle Size (mm) | Percent Finer | Spec. Percent | Complies |
| --- | 0.0336 | 26 | | |
| --- | 0.0225 | 21 | | |
| --- | 0.0126 | 19 | | |
| --- | 0.0092 | 15 | | |
| --- | 0.0066 | 11 | | |
| --- | 0.0048 | 10 | | |
| --- | 0.0034 | 8 | | |
| --- | 0.0014 | 6 | | |
| | | | | |

**Coefficients**

$D_{85}$ = 1.2055 mm  $D_{30}$ = 0.0365 mm
$D_{60}$ = 0.0685 mm  $D_{15}$ = 0.0091 mm
$D_{50}$ = 0.0555 mm  $D_{10}$ = 0.0051 mm
$C_u$ = 13.431  $C_c$ = 3.814

**Classification**

ASTM N/A

AASHTO Silty Soils (A-4 (0))

**Sample/Test Description**

Sand/Gravel Particle Shape : ANGULAR
Sand/Gravel Hardness : HARD
Dispersion Device : Apparatus A - Mech Mixer
Dispersion Period : 1 minute
Est. Specific Gravity : 2.65
Separation of Sample: #200 Sieve

printed 12/7/2020 4:02:18 PM

| | | | | | |
|---|---|---|---|---|---|
| Client: | AECOM | | | | |
| Project: | New Bedford Harbor LTM | | | | |
| Location: | New Bedford, MA | | | Project No: | GTX-312496 |
| Boring ID: | --- | Sample Type: | bag | Tested By: | ckg |
| Sample ID: | S-227-20FSP20-02 | Test Date: | 11/24/20 | Checked By: | bfs |
| Depth : | --- | Test Id: | 583476 | | |
| Test Comment: | --- | | | | |
| Visual Description: | Moist, dark olive gray sandy clay | | | | |
| Sample Comment: | Sample contains shells | | | | |

# Particle Size Analysis - ASTM D6913

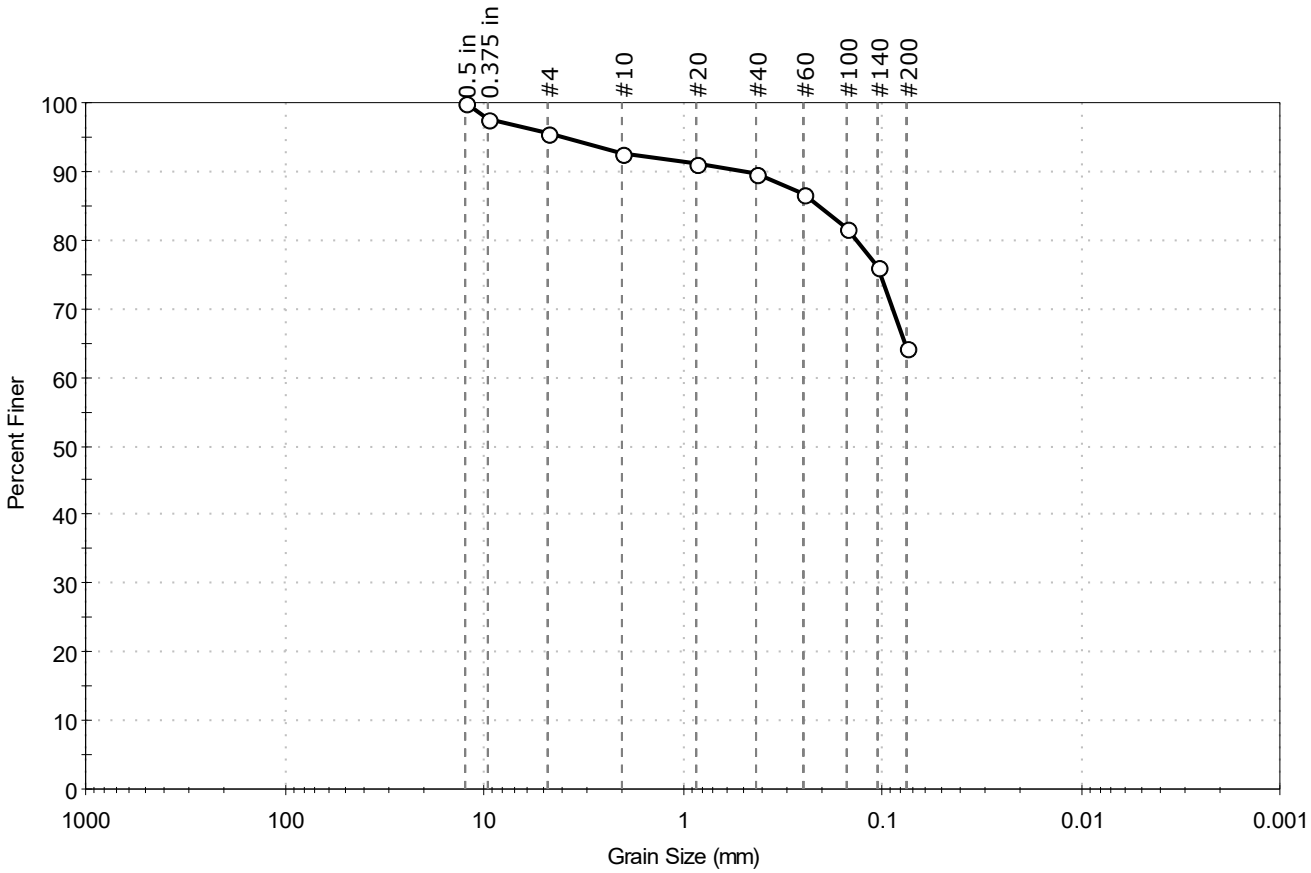


| % Cobble | % Gravel | % Sand | % Silt & Clay Size |
|---|---|---|---|
| -- | 4.3 | 31.4 | 64.3 |

| Sieve Name | Sieve Size, mm | Percent Finer | Spec. Percent | Complies |
|---|---|---|---|---|
| 0.5 in | 12.50 | 100 | | |
| 0.375 in | 9.50 | 98 | | |
| #4 | 4.75 | 96 | | |
| #10 | 2.00 | 93 | | |
| #20 | 0.85 | 91 | | |
| #40 | 0.42 | 90 | | |
| #60 | 0.25 | 87 | | |
| #100 | 0.15 | 82 | | |
| #140 | 0.11 | 76 | | |
| #200 | 0.075 | 64 | | |
| | | | | |
| | | | | |

**Coefficients**

$D_{85}$ = 0.2090 mm  $D_{30}$ = N/A
$D_{60}$ = N/A  $D_{15}$ = N/A
$D_{50}$ = N/A  $D_{10}$ = N/A
$C_u$ = N/A  $C_c$ = N/A

**Classification**

ASTM N/A

AASHTO Silty Soils (A-4 (0))

**Sample/Test Description**

Sand/Gravel Particle Shape : ANGULAR

Sand/Gravel Hardness : HARD

printed 12/7/2020 4:02:20 PM

| | | | | | |
|---|---|---|---|---|---|
| Client: | AECOM | | | | |
| Project: | New Bedford Harbor LTM | | | | |
| Location: | New Bedford, MA | | | Project No: | GTX-312496 |
| Boring ID: | --- | Sample Type: | bag | Tested By: | ckg |
| Sample ID: | S-227-20FSP20-03 | Test Date: | 11/24/20 | Checked By: | bfs |
| Depth : | --- | Test Id: | 583477 | | |
| Test Comment: | --- | | | | |
| Visual Description: | Moist, dark grayish brown sandy silt | | | | |
| Sample Comment: | --- | | | | |

# Particle Size Analysis - ASTM D6913

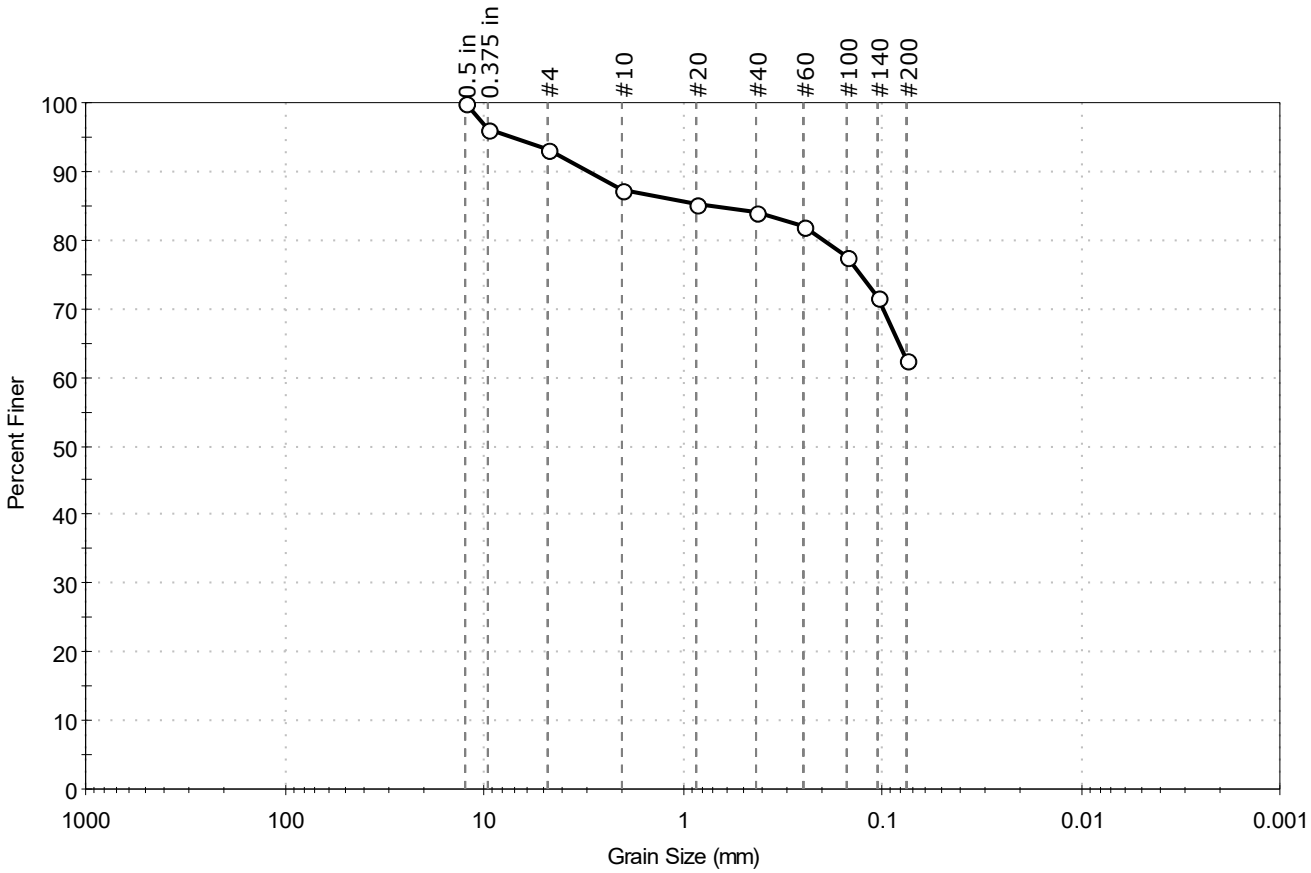


| % Cobble | % Gravel | % Sand | % Silt & Clay Size |
|---|---|---|---|
| — | 6.7 | 30.8 | 62.5 |

| Sieve Name | Sieve Size, mm | Percent Finer | Spec. Percent | Complies |
|---|---|---|---|---|
| 0.5 in | 12.50 | 100 | | |
| 0.375 in | 9.50 | 96 | | |
| #4 | 4.75 | 93 | | |
| #10 | 2.00 | 87 | | |
| #20 | 0.85 | 85 | | |
| #40 | 0.42 | 84 | | |
| #60 | 0.25 | 82 | | |
| #100 | 0.15 | 78 | | |
| #140 | 0.11 | 72 | | |
| #200 | 0.075 | 62 | | |
| | | | | |
| | | | | |

**Coefficients**

$D_{85}$ = 0.7098 mm  $D_{30}$ = N/A
$D_{60}$ = N/A  $D_{15}$ = N/A
$D_{50}$ = N/A  $D_{10}$ = N/A
$C_u$ = N/A  $C_c$ = N/A

**Classification**

ASTM N/A

AASHTO Silty Soils (A-4 (0))

**Sample/Test Description**

Sand/Gravel Particle Shape : ANGULAR

Sand/Gravel Hardness : HARD

printed 12/7/2020 4:02:22 PM

| | | | | | |
|---|---|---|---|---|---|
| Client: | AECOM | | | | |
| Project: | New Bedford Harbor LTM | | | | |
| Location: | New Bedford, MA | | | Project No: | GTX-312496 |
| Boring ID: | --- | Sample Type: | bag | Tested By: | ckg |
| Sample ID: | S-230-20FSP20-01 | Test Date: | 12/01/20 | Checked By: | bfs |
| Depth : | --- | Test Id: | 583479 | | |
| Test Comment: | --- | | | | |
| Visual Description: | Moist, black sandy clay | | | | |
| Sample Comment: | --- | | | | |

# Particle Size Analysis - ASTM D6913/D7928

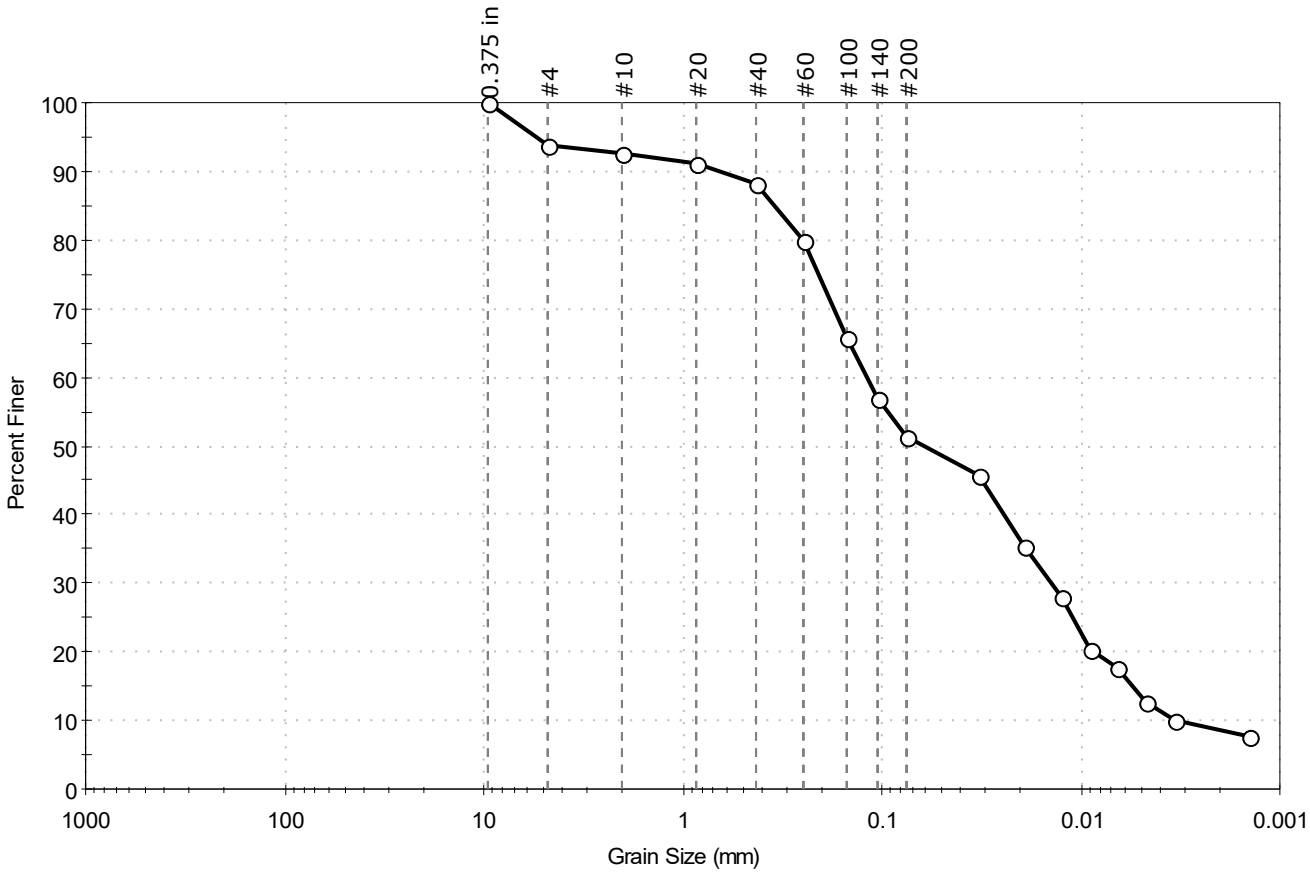


| % Cobble | % Gravel | % Sand | % Silt & Clay Size |
|---|---|---|---|
| — | 6.2 | 42.6 | 51.2 |

| Sieve Name | Sieve Size, mm | Percent Finer | Spec. Percent | Complies |
|---|---|---|---|---|
| 0.375 in | 9.50 | 100 | | |
| #4 | 4.75 | 94 | | |
| #10 | 2.00 | 93 | | |
| #20 | 0.85 | 91 | | |
| #40 | 0.42 | 88 | | |
| #60 | 0.25 | 80 | | |
| #100 | 0.15 | 66 | | |
| #140 | 0.11 | 57 | | |
| #200 | 0.075 | 51 | | |
| Hydrometer | Particle Size (mm) | Percent Finer | Spec. Percent | Complies |
| --- | 0.0327 | 46 | | |
| --- | 0.0193 | 36 | | |
| --- | 0.0125 | 28 | | |
| --- | 0.0090 | 20 | | |
| --- | 0.0066 | 18 | | |
| --- | 0.0047 | 13 | | |
| --- | 0.0034 | 10 | | |
| --- | 0.0014 | 8 | | |
| | | | | |

**Coefficients**

| | |
|---|---|
| $D_{85}$ = 0.3467 mm | $D_{30}$ = 0.0141 mm |
| $D_{60}$ = 0.1200 mm | $D_{15}$ = 0.0055 mm |
| $D_{50}$ = 0.0623 mm | $D_{10}$ = 0.0032 mm |
| $C_u$ = 37.500 | $C_c$ = 0.518 |

**Classification**

ASTM N/A

AASHTO Silty Soils (A-4 (0))

**Sample/Test Description**

Sand/Gravel Particle Shape : ANGULAR

Sand/Gravel Hardness : HARD

Dispersion Device : Apparatus A - Mech Mixer

Dispersion Period : 1 minute

Est. Specific Gravity : 2.65

Separation of Sample: #200 Sieve

printed 12/7/2020 4:02:25 PM

| | | | | | |
|---|---|---|---|---|---|
| Client: | AECOM | | | | |
| Project: | New Bedford Harbor LTM | | | | |
| Location: | New Bedford, MA | | | Project No: | GTX-312496 |
| Boring ID: | --- | Sample Type: | bag | Tested By: | ckg |
| Sample ID: | S-230-20FSP20-02 | Test Date: | 11/24/20 | Checked By: | bfs |
| Depth : | --- | Test Id: | 583480 | | |
| Test Comment: | --- | | | | |
| Visual Description: | Moist, dark olive gray clay | | | | |
| Sample Comment: | Sample contains shells | | | | |

# Particle Size Analysis - ASTM D6913

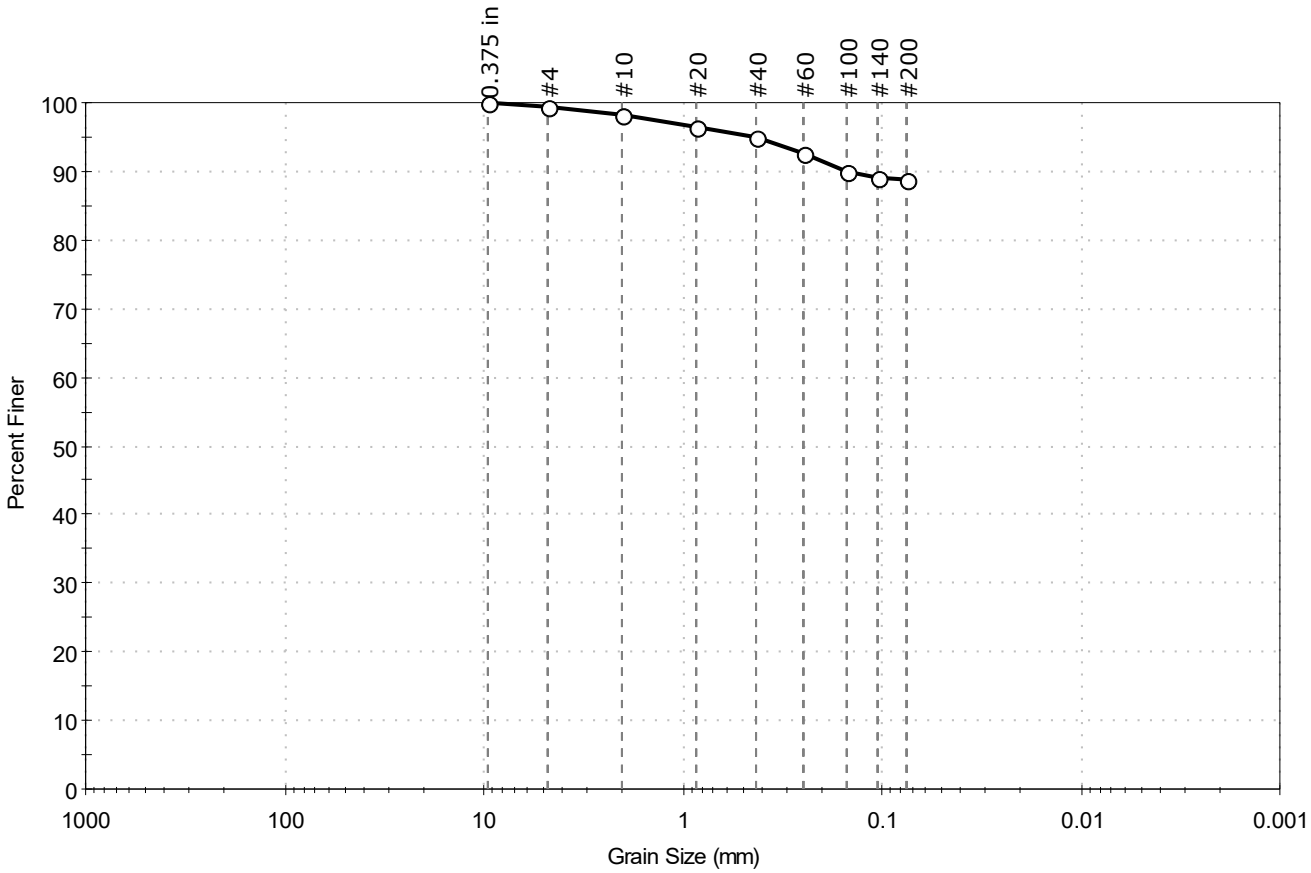


| % Cobble | % Gravel | % Sand | % Silt & Clay Size |
|---|---|---|---|
| -- | 0.4 | 10.8 | 88.8 |

| Sieve Name | Sieve Size, mm | Percent Finer | Spec. Percent | Complies |
|---|---|---|---|---|
| 0.375 in | 9.50 | 100 | | |
| #4 | 4.75 | 100 | | |
| #10 | 2.00 | 98 | | |
| #20 | 0.85 | 96 | | |
| #40 | 0.42 | 95 | | |
| #60 | 0.25 | 93 | | |
| #100 | 0.15 | 90 | | |
| #140 | 0.11 | 89 | | |
| #200 | 0.075 | 89 | | |
| | | | | |
| | | | | |

**Coefficients**

$D_{85}$ =N/A $D_{30}$ =N/A

$D_{60}$ =N/A $D_{15}$ =N/A

$D_{50}$ =N/A $D_{10}$ =N/A

$C_u$ =N/A $C_c$ =N/A

**Classification**

ASTM N/A

AASHTO Silty Soils (A-4 (0))

**Sample/Test Description**

Sand/Gravel Particle Shape : ---

Sand/Gravel Hardness : ---

printed 12/7/2020 4:02:27 PM

| | | | | | |
|---|---|---|---|---|---|
| Client: | AECOM | | | | |
| Project: | New Bedford Harbor LTM | | | | |
| Location: | New Bedford, MA | | | Project No: | GTX-312496 |
| Boring ID: | --- | Sample Type: | bag | Tested By: | ckg |
| Sample ID: | S-230-20FSP20-03 | Test Date: | 11/24/20 | Checked By: | bfs |
| Depth : | --- | Test Id: | 583481 | | |
| Test Comment: | --- | | | | |
| Visual Description: | Moist, dark gray silt | | | | |
| Sample Comment: | --- | | | | |

# Particle Size Analysis - ASTM D6913

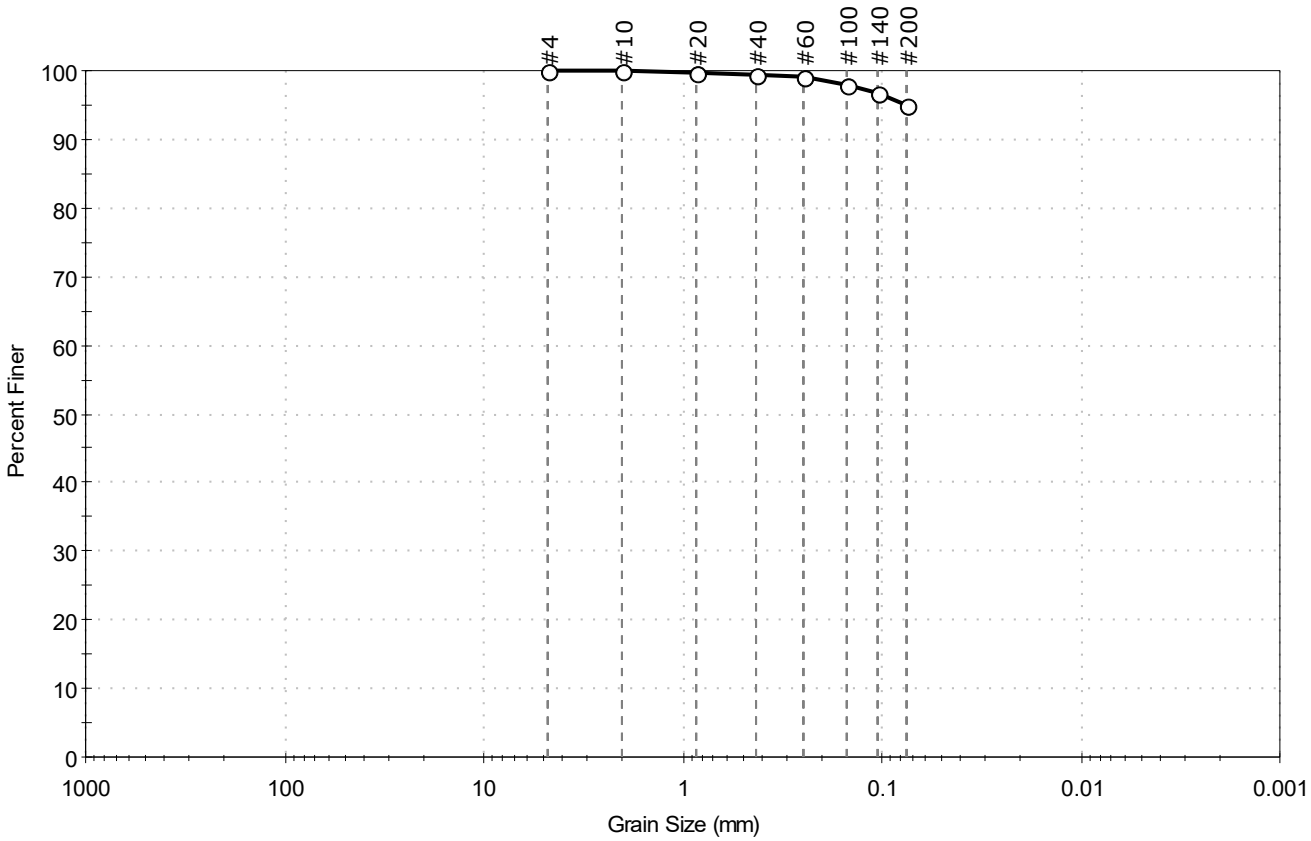


| % Cobble | % Gravel | % Sand | % Silt & Clay Size |
|---|---|---|---|
| — | 0.0 | 5.1 | 94.9 |

| Sieve Name | Sieve Size, mm | Percent Finer | Spec. Percent | Complies |
|---|---|---|---|---|
| #4 | 4.75 | 100 | | |
| #10 | 2.00 | 100 | | |
| #20 | 0.85 | 100 | | |
| #40 | 0.42 | 99 | | |
| #60 | 0.25 | 99 | | |
| #100 | 0.15 | 98 | | |
| #140 | 0.11 | 97 | | |
| #200 | 0.075 | 95 | | |
| | | | | |
| | | | | |

**Coefficients**

$D_{85}$ = N/A  $D_{30}$ = N/A
$D_{60}$ = N/A  $D_{15}$ = N/A
$D_{50}$ = N/A  $D_{10}$ = N/A
$C_u$ = N/A  $C_c$ = N/A

**Classification**

ASTM N/A

AASHTO Silty Soils (A-4 (0))

**Sample/Test Description**

Sand/Gravel Particle Shape : ---

Sand/Gravel Hardness : ---

printed 12/7/2020 4:02:29 PM

| | | | | | |
|---|---|---|---|---|---|
| Client: | AECOM | | | | |
| Project: | New Bedford Harbor LTM | | | | |
| Location: | New Bedford, MA | | | Project No: | GTX-312496 |
| Boring ID: | --- | Sample Type: | bag | Tested By: | ckg |
| Sample ID: | S-231-20FSP20-01 | Test Date: | 12/01/20 | Checked By: | bfs |
| Depth : | --- | Test Id: | 583483 | | |
| Test Comment: | --- | | | | |
| Visual Description: | Moist, black clay | | | | |
| Sample Comment: | --- | | | | |

# Particle Size Analysis - ASTM D6913/D7928

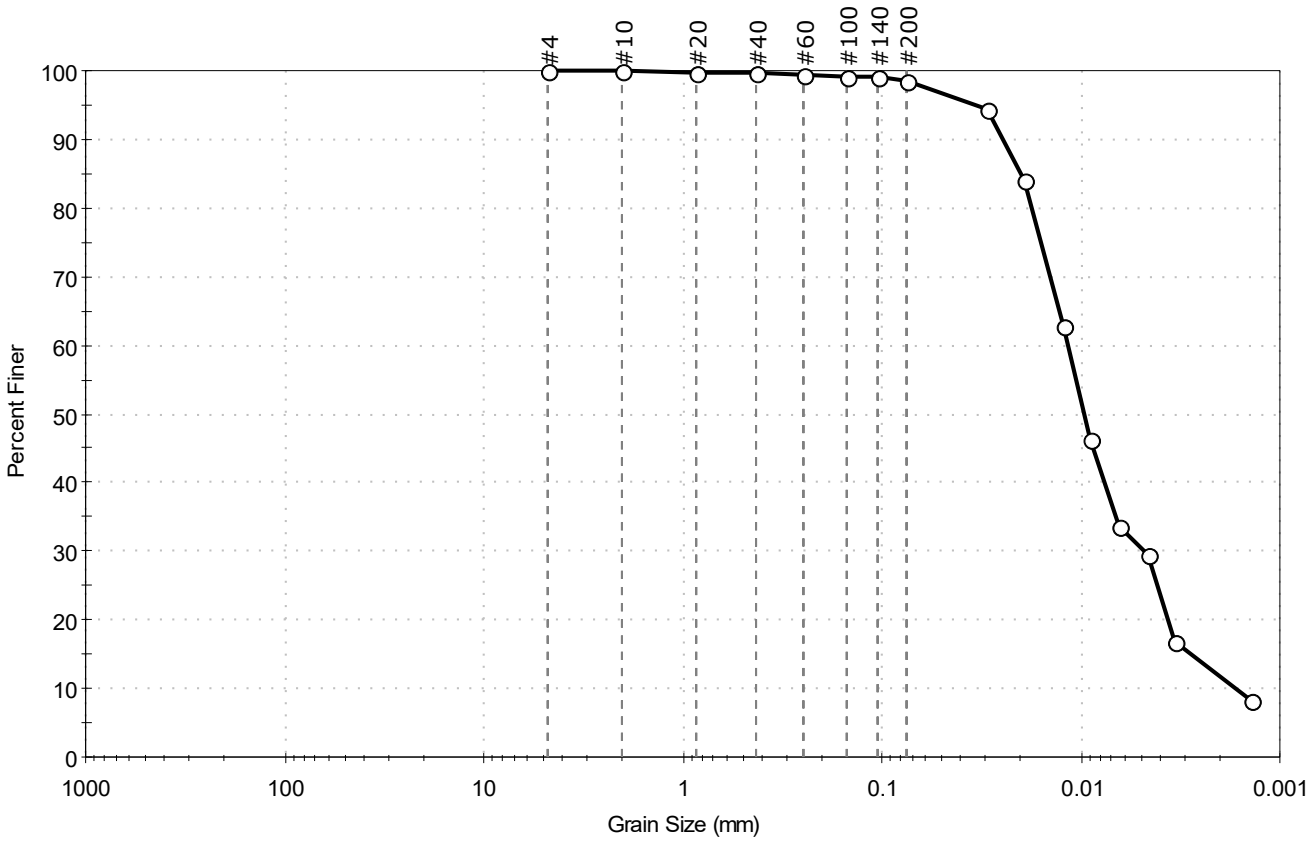


| % Cobble | % Gravel | % Sand | % Silt & Clay Size |
|---|---|---|---|
| -- | 0.0 | 1.4 | 98.6 |

| Sieve Name | Sieve Size, mm | Percent Finer | Spec. Percent | Complies |
|---|---|---|---|---|
| #4 | 4.75 | 100 | | |
| #10 | 2.00 | 100 | | |
| #20 | 0.85 | 100 | | |
| #40 | 0.42 | 100 | | |
| #60 | 0.25 | 100 | | |
| #100 | 0.15 | 99 | | |
| #140 | 0.11 | 99 | | |
| #200 | 0.075 | 99 | | |
| Hydrometer | Particle Size (mm) | Percent Finer | Spec. Percent | Complies |
| --- | 0.0297 | 94 | | |
| --- | 0.0195 | 84 | | |
| --- | 0.0123 | 63 | | |
| --- | 0.0090 | 46 | | |
| --- | 0.0065 | 34 | | |
| --- | 0.0046 | 29 | | |
| --- | 0.0034 | 17 | | |
| --- | 0.0014 | 8 | | |
| | | | | |

**Coefficients**

$D_{85}$ = 0.0203 mm  $D_{30}$ = 0.0049 mm
$D_{60}$ = 0.0116 mm  $D_{15}$ = 0.0028 mm
$D_{50}$ = 0.0096 mm  $D_{10}$ = 0.0016 mm
$C_u$ = 7.250  $C_c$ = 1.294

**Classification**

ASTM N/A

AASHTO Silty Soils (A-4 (0))

**Sample/Test Description**

Sand/Gravel Particle Shape : ---
Sand/Gravel Hardness : ---
Dispersion Device : Apparatus A - Mech Mixer
Dispersion Period : 1 minute
Est. Specific Gravity : 2.65
Separation of Sample: #200 Sieve

printed 12/7/2020 4:02:32 PM

| | | | | | |
|---|---|---|---|---|---|
| Client: | AECOM | | | | |
| Project: | New Bedford Harbor LTM | | | | |
| Location: | New Bedford, MA | | | Project No: | GTX-312496 |
| Boring ID: | --- | Sample Type: | bag | Tested By: | ckg |
| Sample ID: | S-231-20FSP20-02 | Test Date: | 11/24/20 | Checked By: | bfs |
| Depth : | --- | Test Id: | 583484 | | |
| Test Comment: | --- | | | | |
| Visual Description: | Moist, dark gray silt | | | | |
| Sample Comment: | --- | | | | |

# Particle Size Analysis - ASTM D6913

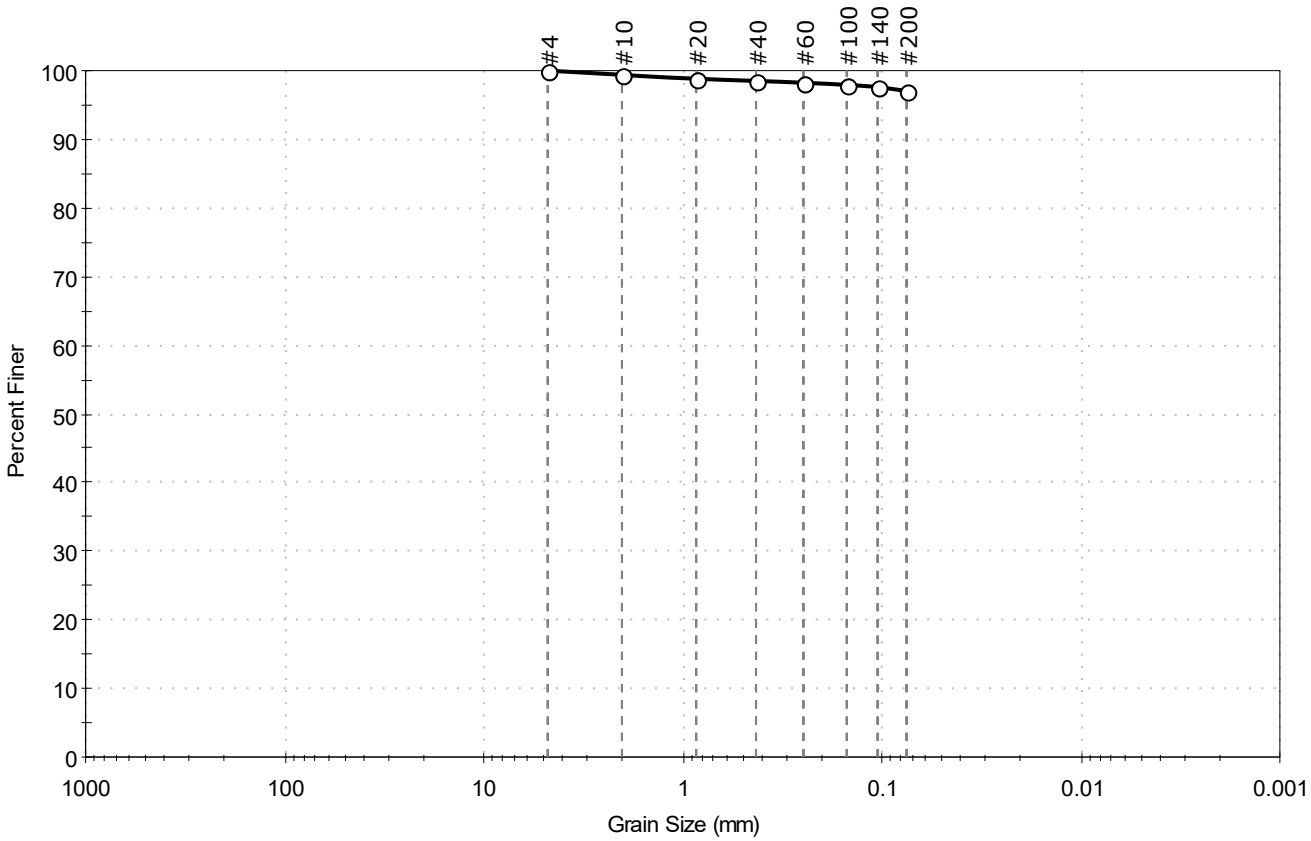


| % Cobble | % Gravel | % Sand | % Silt & Clay Size |
|---|---|---|---|
| -- | 0.0 | 2.9 | 97.1 |

| Sieve Name | Sieve Size, mm | Percent Finer | Spec. Percent | Complies |
|---|---|---|---|---|
| #4 | 4.75 | 100 | | |
| #10 | 2.00 | 99 | | |
| #20 | 0.85 | 99 | | |
| #40 | 0.42 | 98 | | |
| #60 | 0.25 | 98 | | |
| #100 | 0.15 | 98 | | |
| #140 | 0.11 | 98 | | |
| #200 | 0.075 | 97 | | |
| | | | | |
| | | | | |

**Coefficients**

$D_{85}$ = N/A  $D_{30}$ = N/A
$D_{60}$ = N/A  $D_{15}$ = N/A
$D_{50}$ = N/A  $D_{10}$ = N/A
$C_u$ = N/A  $C_c$ = N/A

**Classification**

ASTM N/A

AASHTO Silty Soils (A-4 (0))

**Sample/Test Description**

Sand/Gravel Particle Shape : ---

Sand/Gravel Hardness : ---

printed 12/7/2020 4:02:34 PM

| | | | | | |
|---|---|---|---|---|---|
| Client: | AECOM | | | | |
| Project: | New Bedford Harbor LTM | | | | |
| Location: | New Bedford, MA | | | Project No: | GTX-312496 |
| Boring ID: | --- | Sample Type: | bag | Tested By: | ckg |
| Sample ID: | S-231-20FSP20-03 | Test Date: | 11/24/20 | Checked By: | bfs |
| Depth : | --- | Test Id: | 583485 | | |
| Test Comment: | --- | | | | |
| Visual Description: | Moist, dark grayish brown silty clay | | | | |
| Sample Comment: | --- | | | | |

# Particle Size Analysis - ASTM D6913

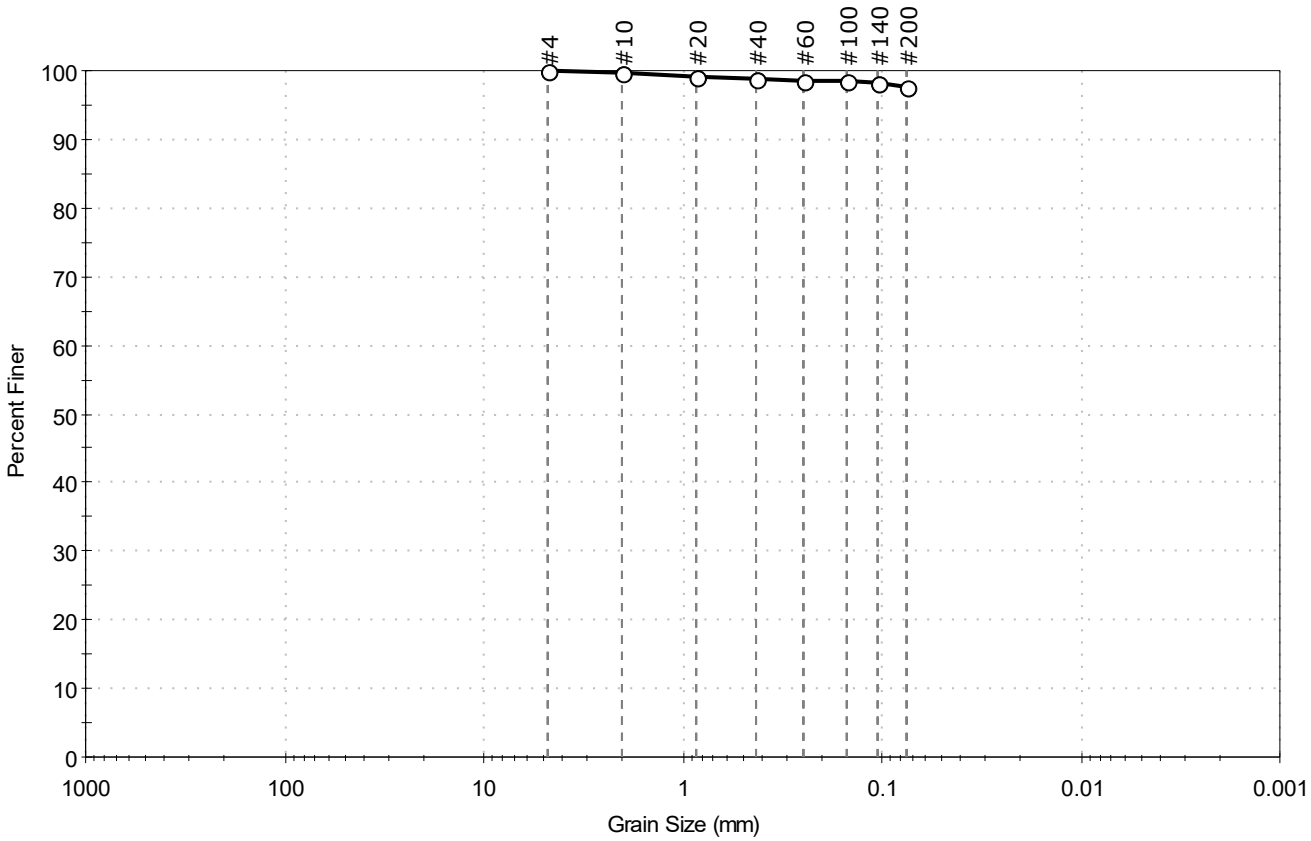


| % Cobble | % Gravel | % Sand | % Silt & Clay Size |
|---|---|---|---|
| -- | 0.0 | 2.2 | 97.8 |

| Sieve Name | Sieve Size, mm | Percent Finer | Spec. Percent | Complies |
|---|---|---|---|---|
| #4 | 4.75 | 100 | | |
| #10 | 2.00 | 100 | | |
| #20 | 0.85 | 99 | | |
| #40 | 0.42 | 99 | | |
| #60 | 0.25 | 99 | | |
| #100 | 0.15 | 98 | | |
| #140 | 0.11 | 98 | | |
| #200 | 0.075 | 98 | | |
| | | | | |
| | | | | |

**Coefficients**

$D_{85}$ = N/A  $D_{30}$ = N/A
$D_{60}$ = N/A  $D_{15}$ = N/A
$D_{50}$ = N/A  $D_{10}$ = N/A
$C_u$ = N/A  $C_c$ = N/A

**Classification**

ASTM N/A

AASHTO Silty Soils (A-4 (0))

**Sample/Test Description**

Sand/Gravel Particle Shape : ---

Sand/Gravel Hardness : ---

printed 12/7/2020 4:02:36 PM

| | | | | | |
|---|---|---|---|---|---|
| Client: | AECOM | | | | |
| Project: | New Bedford Harbor LTM | | | | |
| Location: | New Bedford, MA | | | Project No: | GTX-312496 |
| Boring ID: | --- | Sample Type: | bag | Tested By: | ckg |
| Sample ID: | S-235-20FSP20-01 | Test Date: | 11/30/20 | Checked By: | bfs |
| Depth : | --- | Test Id: | 583487 | | |
| Test Comment: | --- | | | | |
| Visual Description: | Moist, black clay with sand | | | | |
| Sample Comment: | --- | | | | |

# Particle Size Analysis - ASTM D6913/D7928

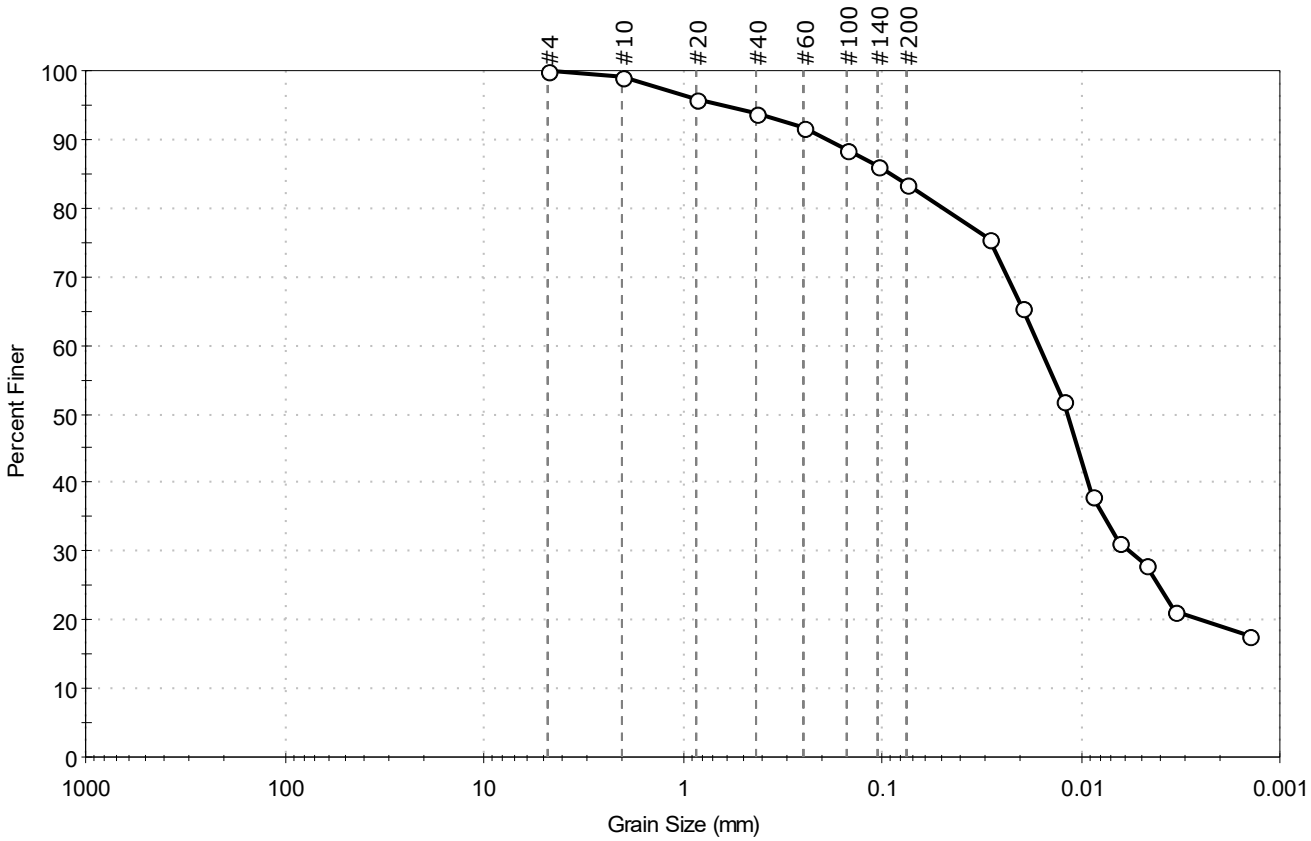


| % Cobble | % Gravel | % Sand | % Silt & Clay Size |
|---|---|---|---|
| — | 0.0 | 16.6 | 83.4 |

| Sieve Name | Sieve Size, mm | Percent Finer | Spec. Percent | Complies |
|---|---|---|---|---|
| #4 | 4.75 | 100 | | |
| #10 | 2.00 | 99 | | |
| #20 | 0.85 | 96 | | |
| #40 | 0.42 | 94 | | |
| #60 | 0.25 | 92 | | |
| #100 | 0.15 | 88 | | |
| #140 | 0.11 | 86 | | |
| #200 | 0.075 | 83 | | |
| Hydrometer | Particle Size (mm) | Percent Finer | Spec. Percent | Complies |
| --- | 0.0288 | 76 | | |
| --- | 0.0198 | 65 | | |
| --- | 0.0124 | 52 | | |
| --- | 0.0088 | 38 | | |
| --- | 0.0065 | 31 | | |
| --- | 0.0047 | 28 | | |
| --- | 0.0033 | 21 | | |
| --- | 0.0014 | 18 | | |
| | | | | |

**Coefficients**

$D_{85}$ = 0.0916 mm  $D_{30}$ = 0.0057 mm
$D_{60}$ = 0.0164 mm  $D_{15}$ = N/A
$D_{50}$ = 0.0118 mm  $D_{10}$ = N/A
$C_u$ = N/A  $C_c$ = N/A

**Classification**

ASTM N/A

AASHTO Silty Soils (A-4 (0))

**Sample/Test Description**

Sand/Gravel Particle Shape : ---
Sand/Gravel Hardness : ---
Dispersion Device : Apparatus A - Mech Mixer
Dispersion Period : 1 minute
Est. Specific Gravity : 2.65
Separation of Sample: #200 Sieve

printed 12/7/2020 4:02:39 PM

| | | | | | |
|---|---|---|---|---|---|
| Client: | AECOM | | | | |
| Project: | New Bedford Harbor LTM | | | | |
| Location: | New Bedford, MA | | | Project No: | GTX-312496 |
| Boring ID: | --- | Sample Type: | bag | Tested By: | ckg |
| Sample ID: | S-235-20FSP20-02 | Test Date: | 11/24/20 | Checked By: | bfs |
| Depth : | --- | Test Id: | 583488 | | |
| Test Comment: | --- | | | | |
| Visual Description: | Moist, dark grayish brown silt with sand | | | | |
| Sample Comment: | --- | | | | |

# Particle Size Analysis - ASTM D6913

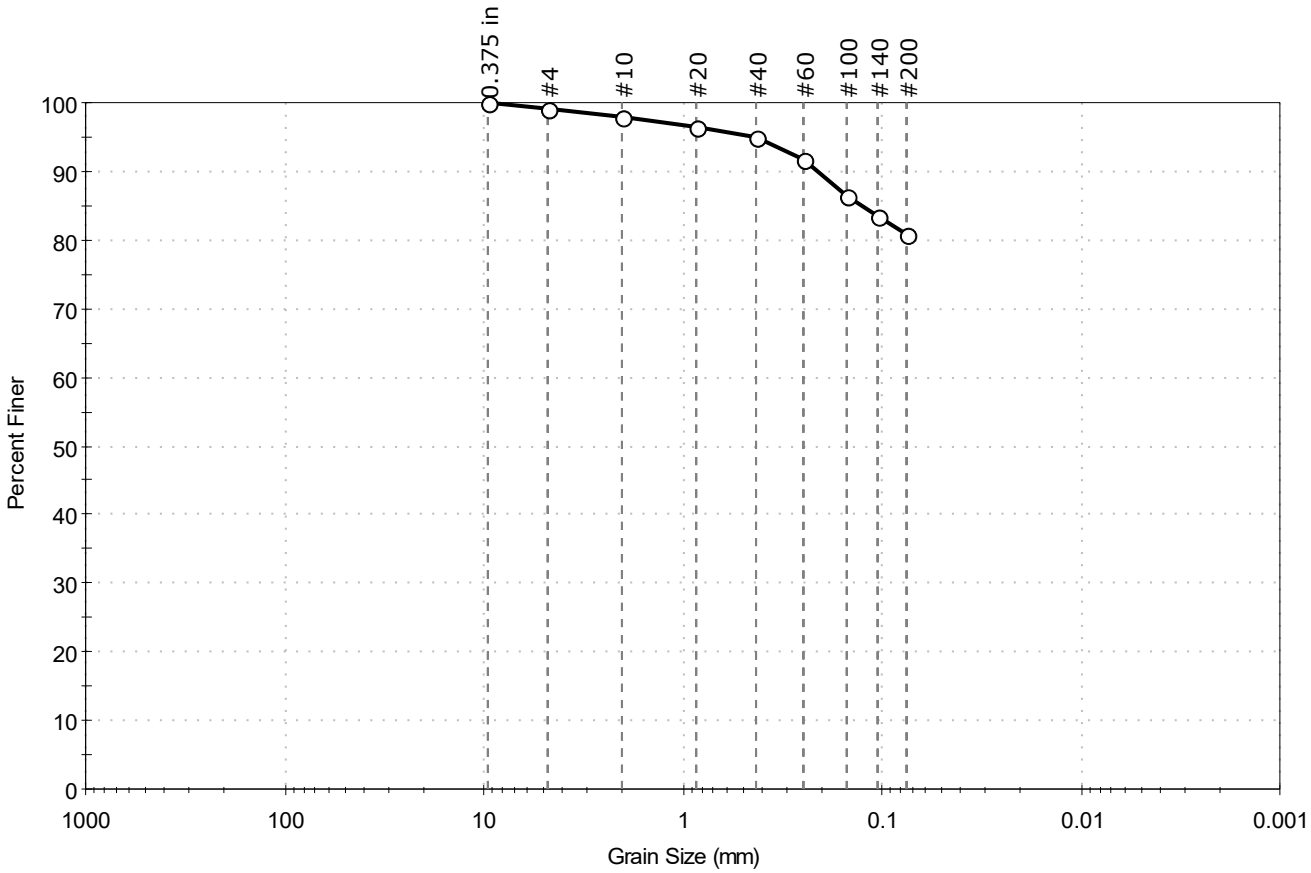


| % Cobble | % Gravel | % Sand | % Silt & Clay Size |
|---|---|---|---|
| — | 0.9 | 18.3 | 80.8 |

| Sieve Name | Sieve Size, mm | Percent Finer | Spec. Percent | Complies |
|---|---|---|---|---|
| 0.375 in | 9.50 | 100 | | |
| #4 | 4.75 | 99 | | |
| #10 | 2.00 | 98 | | |
| #20 | 0.85 | 96 | | |
| #40 | 0.42 | 95 | | |
| #60 | 0.25 | 92 | | |
| #100 | 0.15 | 86 | | |
| #140 | 0.11 | 83 | | |
| #200 | 0.075 | 81 | | |
| | | | | |
| | | | | |

**Coefficients**

$D_{85}$ = 0.1267 mm  $D_{30}$ = N/A
$D_{60}$ = N/A  $D_{15}$ = N/A
$D_{50}$ = N/A  $D_{10}$ = N/A
$C_u$ = N/A  $C_c$ = N/A

**Classification**

ASTM N/A

AASHTO Silty Soils (A-4 (0))

**Sample/Test Description**

Sand/Gravel Particle Shape : ---

Sand/Gravel Hardness : ---

printed 12/7/2020 4:02:41 PM

| | | | | | |
|---|---|---|---|---|---|
| Client: | AECOM | | | | |
| Project: | New Bedford Harbor LTM | | | | |
| Location: | New Bedford, MA | | | Project No: | GTX-312496 |
| Boring ID: | --- | Sample Type: | bag | Tested By: | ckg |
| Sample ID: | S-235-20FSP20-03 | Test Date: | 11/24/20 | Checked By: | bfs |
| Depth : | --- | Test Id: | 583489 | | |
| Test Comment: | --- | | | | |
| Visual Description: | Moist, dark gray silt with sand | | | | |
| Sample Comment: | --- | | | | |

# Particle Size Analysis - ASTM D6913

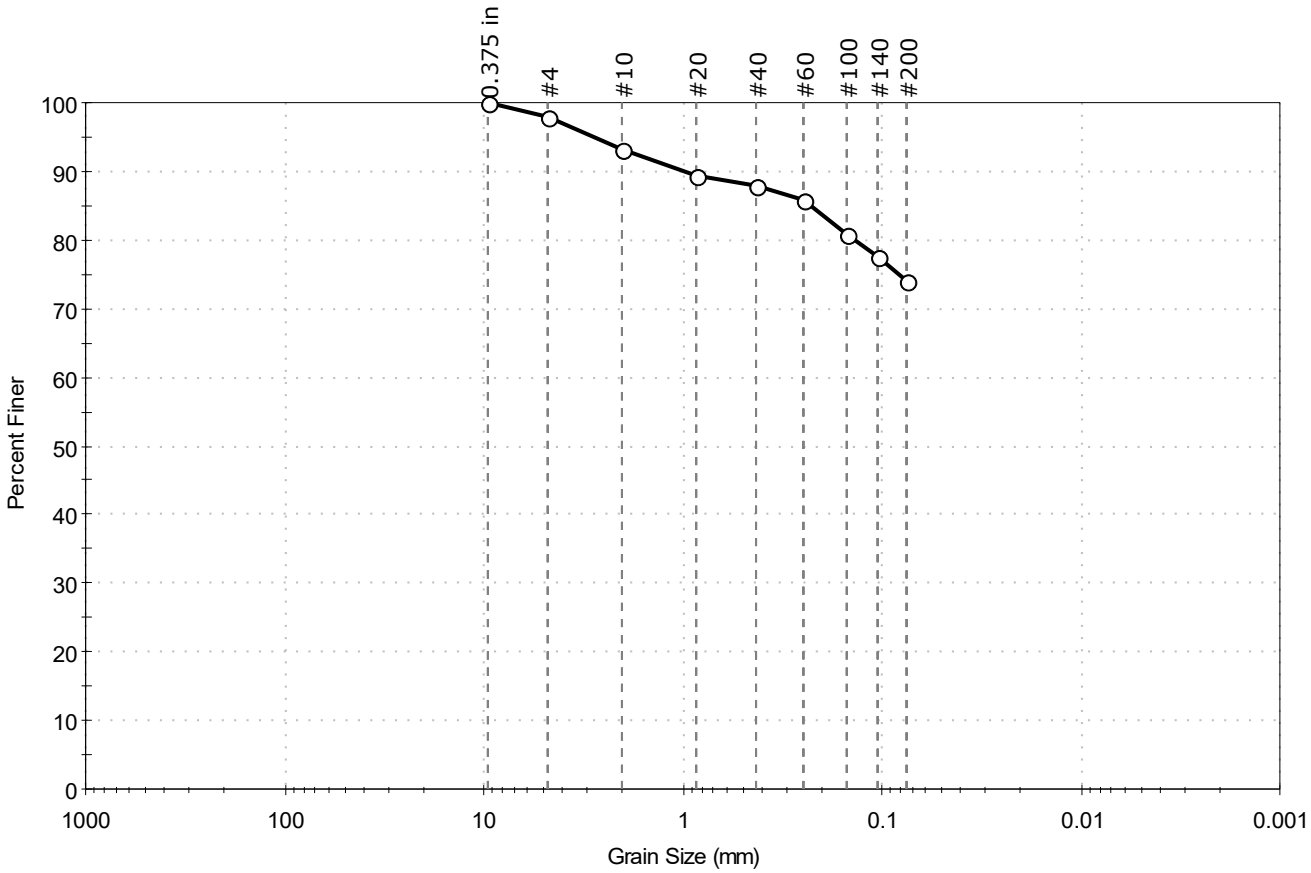


| % Cobble | % Gravel | % Sand | % Silt & Clay Size |
|---|---|---|---|
| -- | 2.0 | 24.0 | 74.0 |

| Sieve Name | Sieve Size, mm | Percent Finer | Spec. Percent | Complies |
|---|---|---|---|---|
| 0.375 in | 9.50 | 100 | | |
| #4 | 4.75 | 98 | | |
| #10 | 2.00 | 93 | | |
| #20 | 0.85 | 90 | | |
| #40 | 0.42 | 88 | | |
| #60 | 0.25 | 86 | | |
| #100 | 0.15 | 81 | | |
| #140 | 0.11 | 77 | | |
| #200 | 0.075 | 74 | | |
| | | | | |
| | | | | |

**Coefficients**

| | |
|---|---|
| $D_{85}$ = 0.2281 mm | $D_{30}$ = N/A |
| $D_{60}$ = N/A | $D_{15}$ = N/A |
| $D_{50}$ = N/A | $D_{10}$ = N/A |
| $C_u$ = N/A | $C_c$ = N/A |

**Classification**

ASTM N/A

AASHTO Silty Soils (A-4 (0))

**Sample/Test Description**

Sand/Gravel Particle Shape : ROUNDED

Sand/Gravel Hardness : HARD

printed 12/7/2020 4:02:43 PM

| | | | | | |
|---|---|---|---|---|---|
| Client: | AECOM | | | | |
| Project: | New Bedford Harbor LTM | | | | |
| Location: | New Bedford, MA | | | Project No: | GTX-312496 |
| Boring ID: | --- | Sample Type: | bag | Tested By: | ckg |
| Sample ID: | S-236-20FSP20-01 | Test Date: | 12/01/20 | Checked By: | bfs |
| Depth : | --- | Test Id: | 583491 | | |
| Test Comment: | --- | | | | |
| Visual Description: | Moist, black silty sand | | | | |
| Sample Comment: | Sample contains shells | | | | |

# Particle Size Analysis - ASTM D6913/D7928

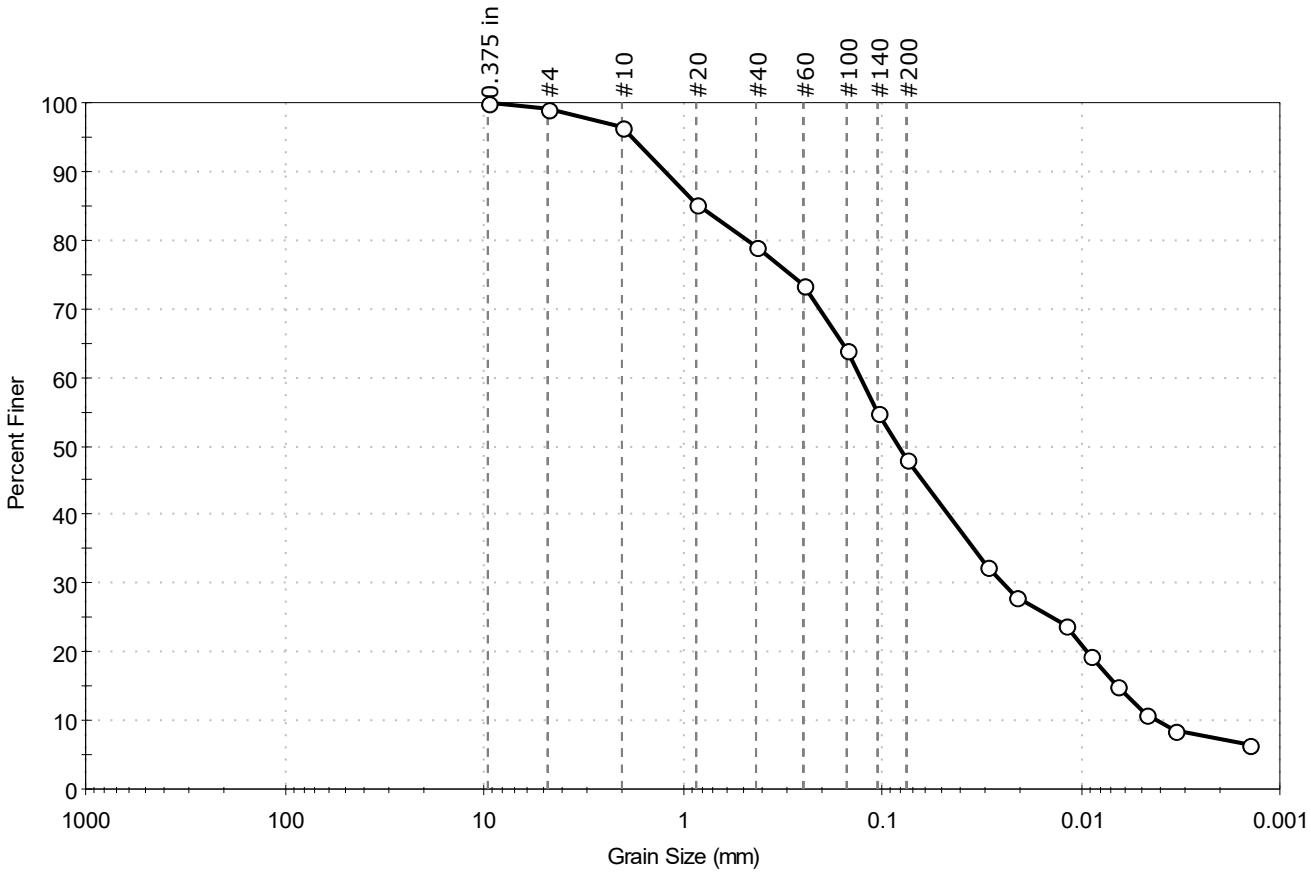


| % Cobble | % Gravel | % Sand | % Silt & Clay Size |
|---|---|---|---|
| — | 1.0 | 50.9 | 48.1 |

| Sieve Name | Sieve Size, mm | Percent Finer | Spec. Percent | Complies |
|---|---|---|---|---|
| 0.375 in | 9.50 | 100 | | |
| #4 | 4.75 | 99 | | |
| #10 | 2.00 | 97 | | |
| #20 | 0.85 | 85 | | |
| #40 | 0.42 | 79 | | |
| #60 | 0.25 | 74 | | |
| #100 | 0.15 | 64 | | |
| #140 | 0.11 | 55 | | |
| #200 | 0.075 | 48 | | |
| Hydrometer | Particle Size (mm) | Percent Finer | Spec. Percent | Complies |
| --- | 0.0294 | 32 | | |
| --- | 0.0215 | 28 | | |
| --- | 0.0121 | 24 | | |
| --- | 0.0090 | 19 | | |
| --- | 0.0066 | 15 | | |
| --- | 0.0047 | 11 | | |
| --- | 0.0034 | 9 | | |
| --- | 0.0014 | 6 | | |
| | | | | |

**Coefficients**

| | |
|---|---|
| $D_{85}$ = 0.8170 mm | $D_{30}$ = 0.0247 mm |
| $D_{60}$ = 0.1287 mm | $D_{15}$ = 0.0065 mm |
| $D_{50}$ = 0.0826 mm | $D_{10}$ = 0.0042 mm |
| $C_u$ = 30.643 | $C_c$ = 1.129 |

**Classification**

ASTM N/A

AASHTO Silty Soils (A-4 (0))

**Sample/Test Description**

Sand/Gravel Particle Shape : ---

Sand/Gravel Hardness : ---

Dispersion Device : Apparatus A - Mech Mixer

Dispersion Period : 1 minute

Est. Specific Gravity : 2.65

Separation of Sample: #200 Sieve

printed 12/7/2020 4:02:46 PM

| | | | | | |
|---|---|---|---|---|---|
| Client: | AECOM | | | | |
| Project: | New Bedford Harbor LTM | | | | |
| Location: | New Bedford, MA | | | Project No: | GTX-312496 |
| Boring ID: | --- | Sample Type: | bag | Tested By: | ckg |
| Sample ID: | S-236-20FSP20-02 | Test Date: | 11/20/20 | Checked By: | bfs |
| Depth : | --- | Test Id: | 583492 | | |
| Test Comment: | --- | | | | |
| Visual Description: | Moist, black sandy clay | | | | |
| Sample Comment: | --- | | | | |

# Particle Size Analysis - ASTM D6913

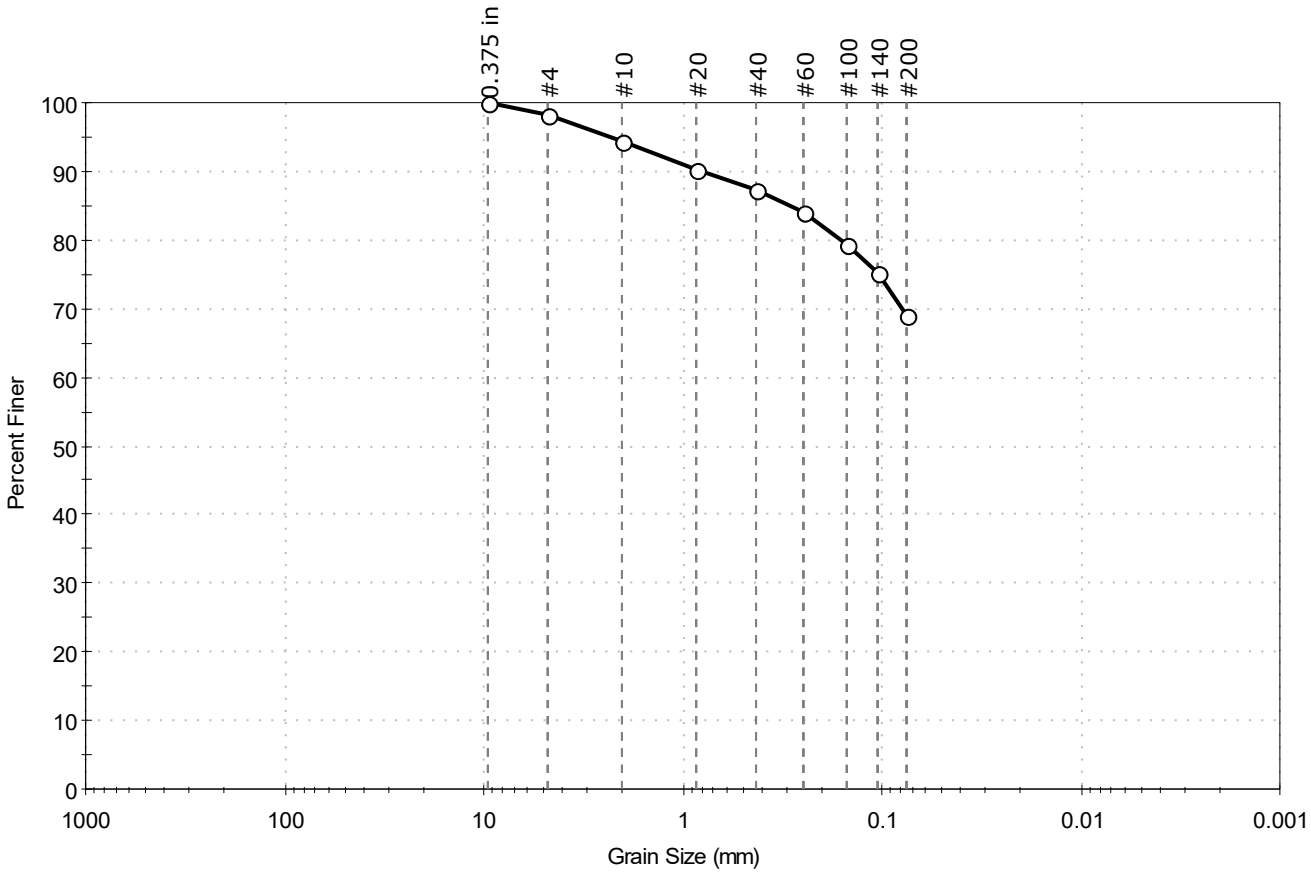


| % Cobble | % Gravel | % Sand | % Silt & Clay Size |
|---|---|---|---|
| — | 1.7 | 29.4 | 68.9 |

| Sieve Name | Sieve Size, mm | Percent Finer | Spec. Percent | Complies |
|---|---|---|---|---|
| 0.375 in | 9.50 | 100 | | |
| #4 | 4.75 | 98 | | |
| #10 | 2.00 | 94 | | |
| #20 | 0.85 | 90 | | |
| #40 | 0.42 | 87 | | |
| #60 | 0.25 | 84 | | |
| #100 | 0.15 | 79 | | |
| #140 | 0.11 | 75 | | |
| #200 | 0.075 | 69 | | |
| | | | | |
| | | | | |

**Coefficients**

$D_{85}$ = 0.2930 mm  $D_{30}$ = N/A
$D_{60}$ = N/A  $D_{15}$ = N/A
$D_{50}$ = N/A  $D_{10}$ = N/A
$C_u$ = N/A  $C_c$ = N/A

**Classification**

ASTM N/A

AASHTO Silty Soils (A-4 (0))

**Sample/Test Description**

Sand/Gravel Particle Shape : ANGULAR

Sand/Gravel Hardness : HARD

printed 12/7/2020 4:02:48 PM

| | | | | | |
|---|---|---|---|---|---|
| Client: | AECOM | | | | |
| Project: | New Bedford Harbor LTM | | | | |
| Location: | New Bedford, MA | | | Project No: | GTX-312496 |
| Boring ID: | --- | Sample Type: | bag | Tested By: | ckg |
| Sample ID: | S-236-20FSP20-03 | Test Date: | 11/24/20 | Checked By: | bfs |
| Depth : | --- | Test Id: | 583493 | | |
| Test Comment: | --- | | | | |
| Visual Description: | Moist, dark grayish brown silt with sand | | | | |
| Sample Comment: | --- | | | | |

# Particle Size Analysis - ASTM D6913

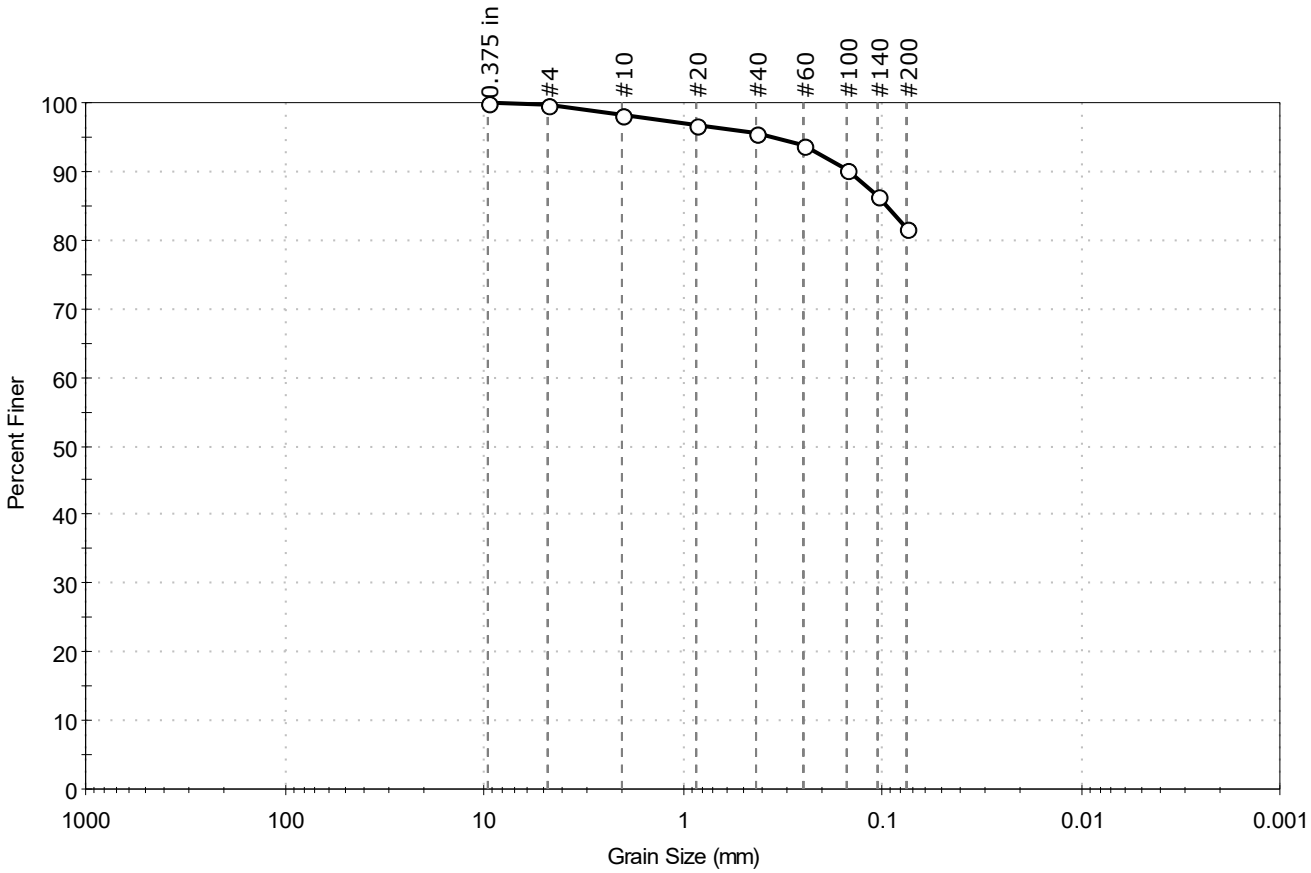


| % Cobble | % Gravel | % Sand | % Silt & Clay Size |
|---|---|---|---|
| -- | 0.4 | 17.8 | 81.8 |

| Sieve Name | Sieve Size, mm | Percent Finer | Spec. Percent | Complies |
|---|---|---|---|---|
| 0.375 in | 9.50 | 100 | | |
| #4 | 4.75 | 100 | | |
| #10 | 2.00 | 98 | | |
| #20 | 0.85 | 97 | | |
| #40 | 0.42 | 96 | | |
| #60 | 0.25 | 94 | | |
| #100 | 0.15 | 90 | | |
| #140 | 0.11 | 86 | | |
| #200 | 0.075 | 82 | | |
| | | | | |
| | | | | |

**Coefficients**

$D_{85}$ = 0.0949 mm  $D_{30}$ = N/A
$D_{60}$ = N/A  $D_{15}$ = N/A
$D_{50}$ = N/A  $D_{10}$ = N/A
$C_u$ = N/A  $C_c$ = N/A

**Classification**

ASTM N/A

AASHTO Silty Soils (A-4 (0))

**Sample/Test Description**

Sand/Gravel Particle Shape : ---

Sand/Gravel Hardness : ---

printed 12/7/2020 4:02:50 PM

| | | | | | |
|---|---|---|---|---|---|
| Client: | AECOM | | | | |
| Project: | New Bedford Harbor LTM | | | | |
| Location: | New Bedford, MA | | | Project No: | GTX-312496 |
| Boring ID: | --- | Sample Type: | bag | Tested By: | ckg |
| Sample ID: | S-237-20FSP20-01 | Test Date: | 11/24/20 | Checked By: | bfs |
| Depth : | --- | Test Id: | 583495 | | |
| Test Comment: | --- | | | | |
| Visual Description: | Moist, dark grayish brown silty sand | | | | |
| Sample Comment: | --- | | | | |

# Particle Size Analysis - ASTM D6913/D7928

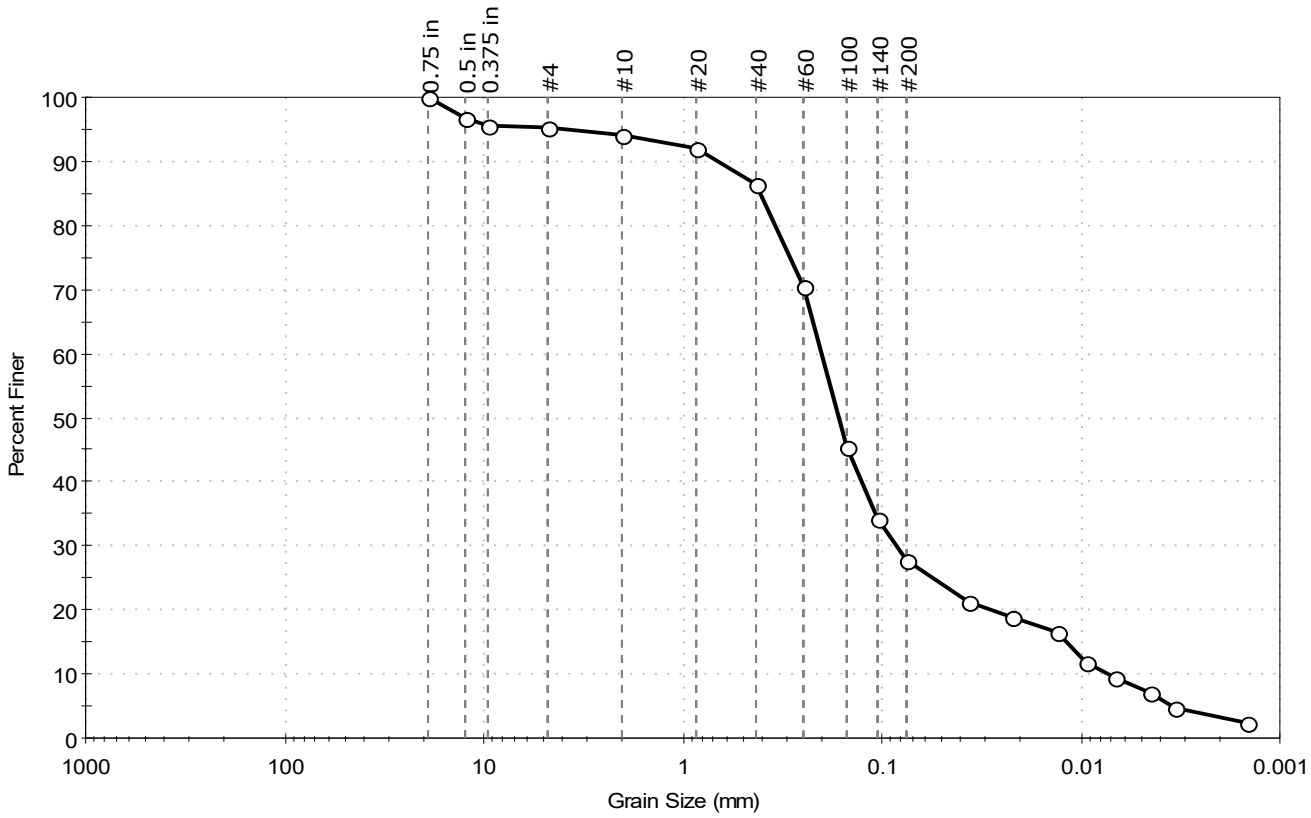


| % Cobble | % Gravel | % Sand | % Silt & Clay Size |
|---|---|---|---|
| – | 4.7 | 67.6 | 27.7 |

| Sieve Name | Sieve Size, mm | Percent Finer | Spec. Percent | Complies |
|---|---|---|---|---|
| 0.75 in | 19.00 | 100 | | |
| 0.5 in | 12.50 | 97 | | |
| 0.375 in | 9.50 | 96 | | |
| #4 | 4.75 | 95 | | |
| #10 | 2.00 | 94 | | |
| #20 | 0.85 | 92 | | |
| #40 | 0.42 | 86 | | |
| #60 | 0.25 | 71 | | |
| #100 | 0.15 | 45 | | |
| #140 | 0.11 | 34 | | |
| #200 | 0.075 | 28 | | |
| Hydrometer | Particle Size (mm) | Percent Finer | Spec. Percent | Complies |
| --- | 0.0365 | 21 | | |
| --- | 0.0220 | 19 | | |
| --- | 0.0130 | 17 | | |
| --- | 0.0094 | 12 | | |
| --- | 0.0067 | 9 | | |
| --- | 0.0045 | 7 | | |
| --- | 0.0034 | 5 | | |
| --- | 0.0015 | 2 | | |
| | | | | |

**Coefficients**

| | |
|---|---|
| $D_{85}$ = 0.4056 mm | $D_{30}$ = 0.0848 mm |
| $D_{60}$ = 0.2019 mm | $D_{15}$ = 0.0117 mm |
| $D_{50}$ = 0.1647 mm | $D_{10}$ = 0.0072 mm |
| $C_u$ = 28.042 | $C_c$ = 4.947 |

**Classification**

ASTM N/A

AASHTO Silty Gravel and Sand (A-2-4 (0))

**Sample/Test Description**

Sand/Gravel Particle Shape : ANGULAR

Sand/Gravel Hardness : HARD

Dispersion Device : Apparatus A - Mech Mixer

Dispersion Period : 1 minute

Est. Specific Gravity : 2.65

Separation of Sample: #200 Sieve

printed 12/7/2020 4:02:54 PM

| | | | | | |
|---|---|---|---|---|---|
| Client: | AECOM | | | | |
| Project: | New Bedford Harbor LTM | | | | |
| Location: | New Bedford, MA | | | Project No: | GTX-312496 |
| Boring ID: | --- | Sample Type: | bag | Tested By: | ckg |
| Sample ID: | S-237-20FSP20-01-REP | Test Date: | 11/24/20 | Checked By: | bfs |
| Depth : | --- | Test Id: | 583496 | | |
| Test Comment: | --- | | | | |
| Visual Description: | Moist, dark olive gray silty sand | | | | |
| Sample Comment: | Sample contains shells | | | | |

# Particle Size Analysis - ASTM D6913/D7928

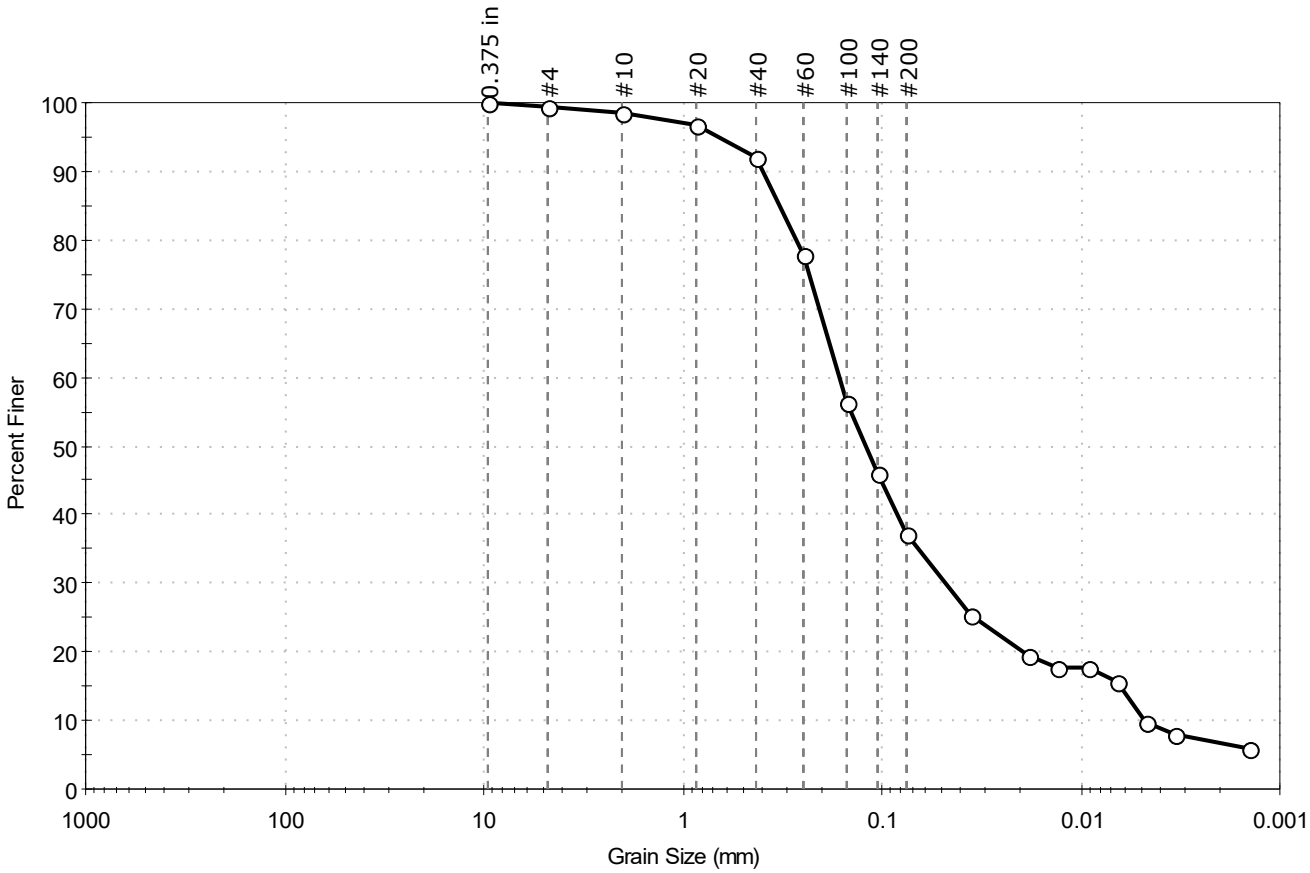


| % Cobble | % Gravel | % Sand | % Silt & Clay Size |
|---|---|---|---|
| — | 0.5 | 62.3 | 37.2 |

| Sieve Name | Sieve Size, mm | Percent Finer | Spec. Percent | Complies |
|---|---|---|---|---|
| 0.375 in | 9.50 | 100 | | |
| #4 | 4.75 | 99 | | |
| #10 | 2.00 | 99 | | |
| #20 | 0.85 | 97 | | |
| #40 | 0.42 | 92 | | |
| #60 | 0.25 | 78 | | |
| #100 | 0.15 | 56 | | |
| #140 | 0.11 | 46 | | |
| #200 | 0.075 | 37 | | |
| Hydrometer | Particle Size (mm) | Percent Finer | Spec. Percent | Complies |
| --- | 0.0361 | 25 | | |
| --- | 0.0185 | 20 | | |
| --- | 0.0131 | 18 | | |
| --- | 0.0092 | 18 | | |
| --- | 0.0066 | 16 | | |
| --- | 0.0047 | 10 | | |
| --- | 0.0034 | 8 | | |
| --- | 0.0014 | 6 | | |
| | | | | |

**Coefficients**

$D_{85}$ = 0.3266 mm  $D_{30}$ = 0.0479 mm
$D_{60}$ = 0.1636 mm  $D_{15}$ = 0.0063 mm
$D_{50}$ = 0.1215 mm  $D_{10}$ = 0.0048 mm
$C_u$ = 34.083  $C_c$ = 2.922

**Classification**

ASTM N/A

AASHTO Silty Soils (A-4 (0))

**Sample/Test Description**

Sand/Gravel Particle Shape : ---
Sand/Gravel Hardness : ---
Dispersion Device : Apparatus A - Mech Mixer
Dispersion Period : 1 minute
Est. Specific Gravity : 2.65
Separation of Sample: #200 Sieve

printed 12/7/2020 4:02:58 PM

| | | | | | |
|---|---|---|---|---|---|
| Client: | AECOM | | | | |
| Project: | New Bedford Harbor LTM | | | | |
| Location: | New Bedford, MA | | | Project No: | GTX-312496 |
| Boring ID: | --- | Sample Type: | bag | Tested By: | ckg |
| Sample ID: | S-237-20FSP20-02 | Test Date: | 11/20/20 | Checked By: | bfs |
| Depth : | --- | Test Id: | 583497 | | |
| Test Comment: | --- | | | | |
| Visual Description: | Moist, black clayey sand | | | | |
| Sample Comment: | Sample contains shells | | | | |

# Particle Size Analysis - ASTM D6913

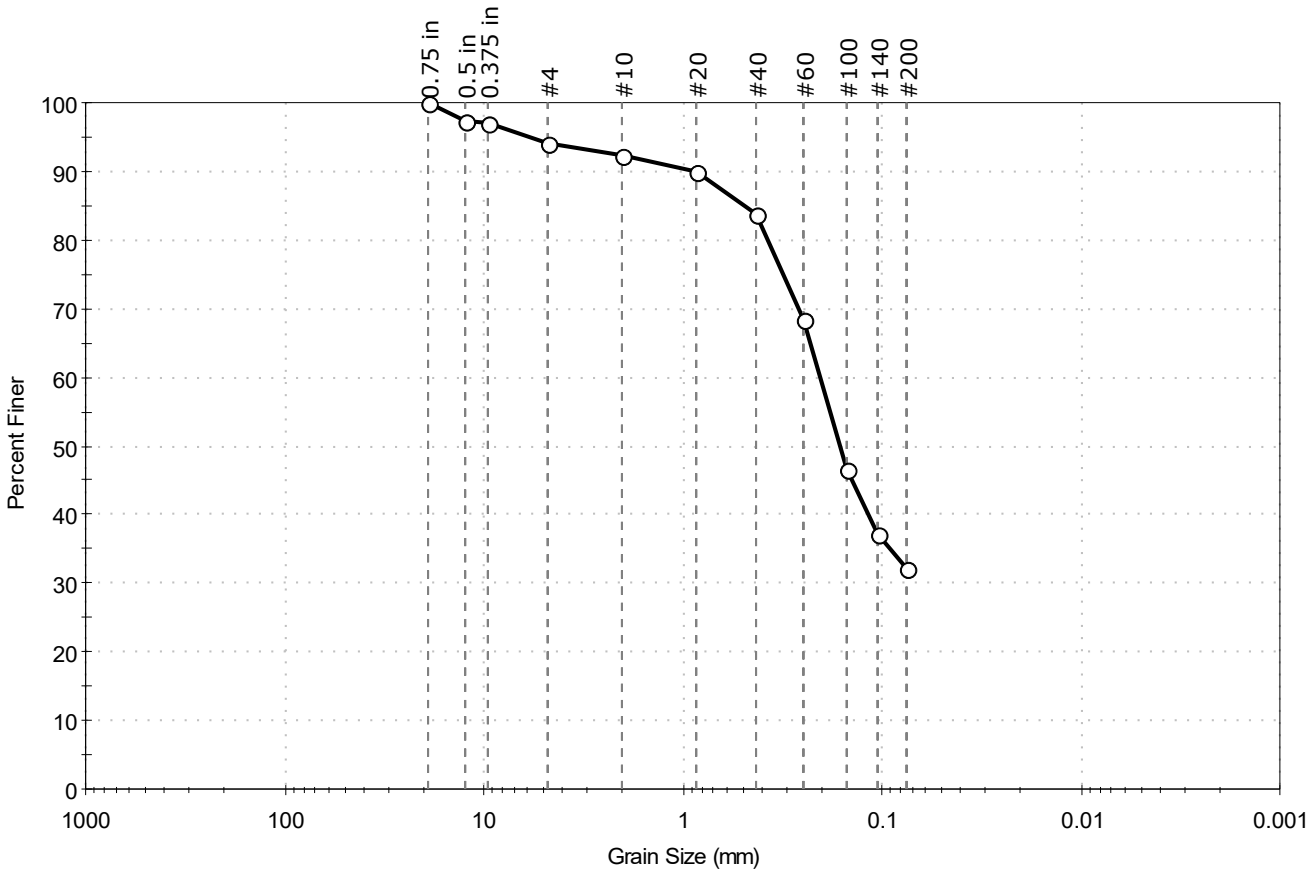


| % Cobble | % Gravel | % Sand | % Silt & Clay Size |
|---|---|---|---|
| — | 5.9 | 61.9 | 32.2 |

| Sieve Name | Sieve Size, mm | Percent Finer | Spec. Percent | Complies |
|---|---|---|---|---|
| 0.75 in | 19.00 | 100 | | |
| 0.5 in | 12.50 | 97 | | |
| 0.375 in | 9.50 | 97 | | |
| #4 | 4.75 | 94 | | |
| #10 | 2.00 | 92 | | |
| #20 | 0.85 | 90 | | |
| #40 | 0.42 | 84 | | |
| #60 | 0.25 | 68 | | |
| #100 | 0.15 | 47 | | |
| #140 | 0.11 | 37 | | |
| #200 | 0.075 | 32 | | |
| | | | | |
| | | | | |

**Coefficients**

$D_{85}$ = 0.4876 mm  $D_{30}$ = N/A

$D_{60}$ = 0.2052 mm  $D_{15}$ = N/A

$D_{50}$ = 0.1621 mm  $D_{10}$ = N/A

$C_u$ = N/A  $C_c$ = N/A

**Classification**

ASTM N/A

AASHTO Silty Gravel and Sand (A-2-4 (0))

**Sample/Test Description**

Sand/Gravel Particle Shape : ANGULAR

Sand/Gravel Hardness : HARD

printed 12/7/2020 4:03:01 PM

| | | | | | |
|---|---|---|---|---|---|
| Client: | AECOM | | | | |
| Project: | New Bedford Harbor LTM | | | | |
| Location: | New Bedford, MA | | | Project No: | GTX-312496 |
| Boring ID: | --- | Sample Type: | bag | Tested By: | ckg |
| Sample ID: | S-237-20FSP20-03 | Test Date: | 11/20/20 | Checked By: | bfs |
| Depth : | --- | Test Id: | 583498 | | |
| Test Comment: | --- | | | | |
| Visual Description: | Moist, dark gray silty sand | | | | |
| Sample Comment: | Sample contains shells | | | | |

# Particle Size Analysis - ASTM D6913

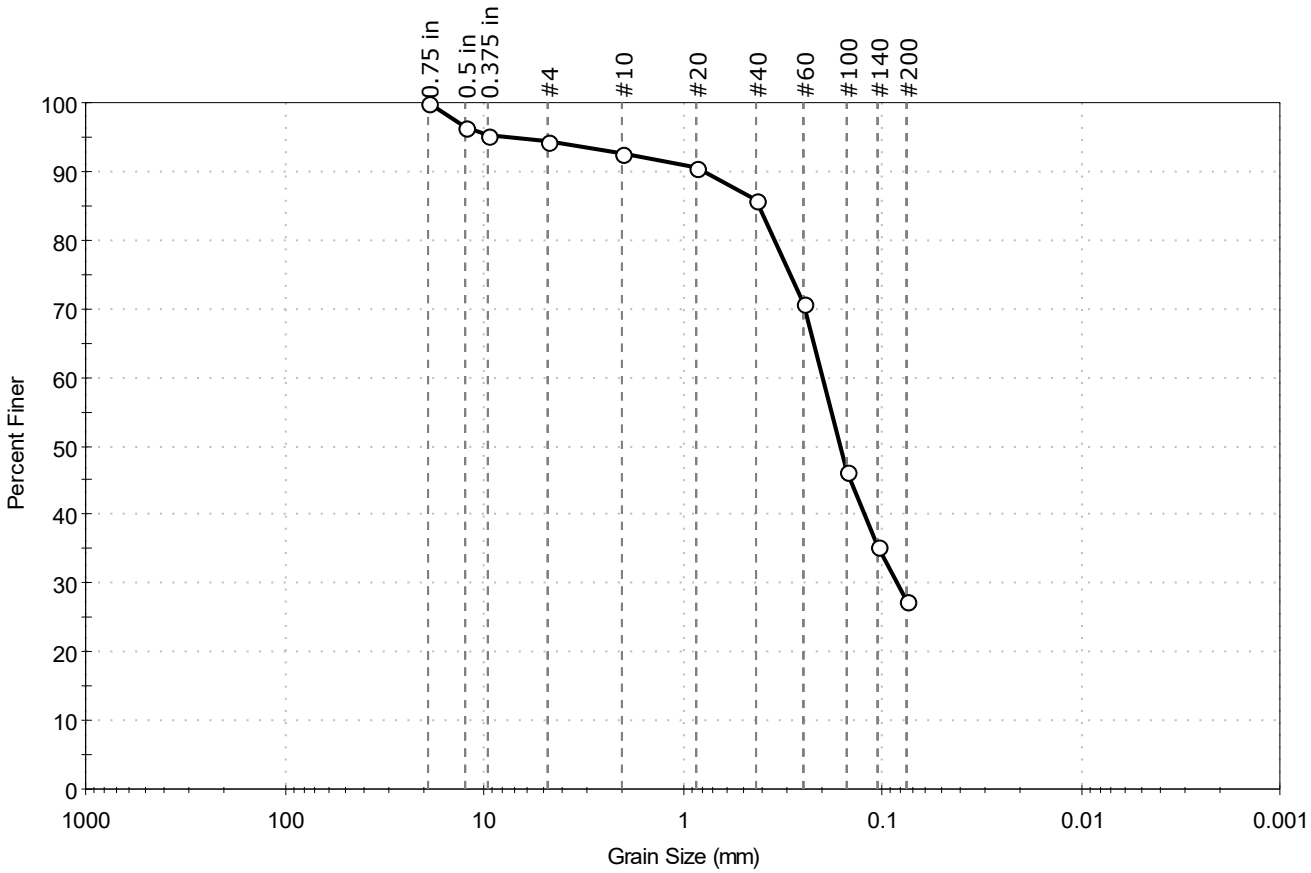


| % Cobble | % Gravel | % Sand | % Silt & Clay Size |
|---|---|---|---|
| — | 5.8 | 66.7 | 27.5 |

| Sieve Name | Sieve Size, mm | Percent Finer | Spec. Percent | Complies |
|---|---|---|---|---|
| 0.75 in | 19.00 | 100 | | |
| 0.5 in | 12.50 | 96 | | |
| 0.375 in | 9.50 | 95 | | |
| #4 | 4.75 | 94 | | |
| #10 | 2.00 | 93 | | |
| #20 | 0.85 | 91 | | |
| #40 | 0.42 | 86 | | |
| #60 | 0.25 | 71 | | |
| #100 | 0.15 | 46 | | |
| #140 | 0.11 | 35 | | |
| #200 | 0.075 | 28 | | |
| | | | | |
| | | | | |

**Coefficients**

$D_{85}$ = 0.4130 mm  $D_{30}$ = 0.0837 mm

$D_{60}$ = 0.1997 mm  $D_{15}$ = N/A

$D_{50}$ = 0.1621 mm  $D_{10}$ = N/A

$C_u$ = N/A  $C_c$ = N/A

**Classification**

ASTM N/A

AASHTO Silty Gravel and Sand (A-2-4 (0))

**Sample/Test Description**

Sand/Gravel Particle Shape : ANGULAR

Sand/Gravel Hardness : HARD

printed 12/7/2020 4:03:03 PM

| | | | | | |
|---|---|---|---|---|---|
| Client: | AECOM | | | | |
| Project: | New Bedford Harbor LTM | | | | |
| Location: | New Bedford, MA | | | Project No: | GTX-312496 |
| Boring ID: | --- | Sample Type: | bag | Tested By: | ckg |
| Sample ID: | S-240-20FSP20-01 | Test Date: | 11/24/20 | Checked By: | bfs |
| Depth : | --- | Test Id: | 583386 | | |
| Test Comment: | --- | | | | |
| Visual Description: | Moist, dark gray silt | | | | |
| Sample Comment: | --- | | | | |

# Particle Size Analysis - ASTM D6913/D7928

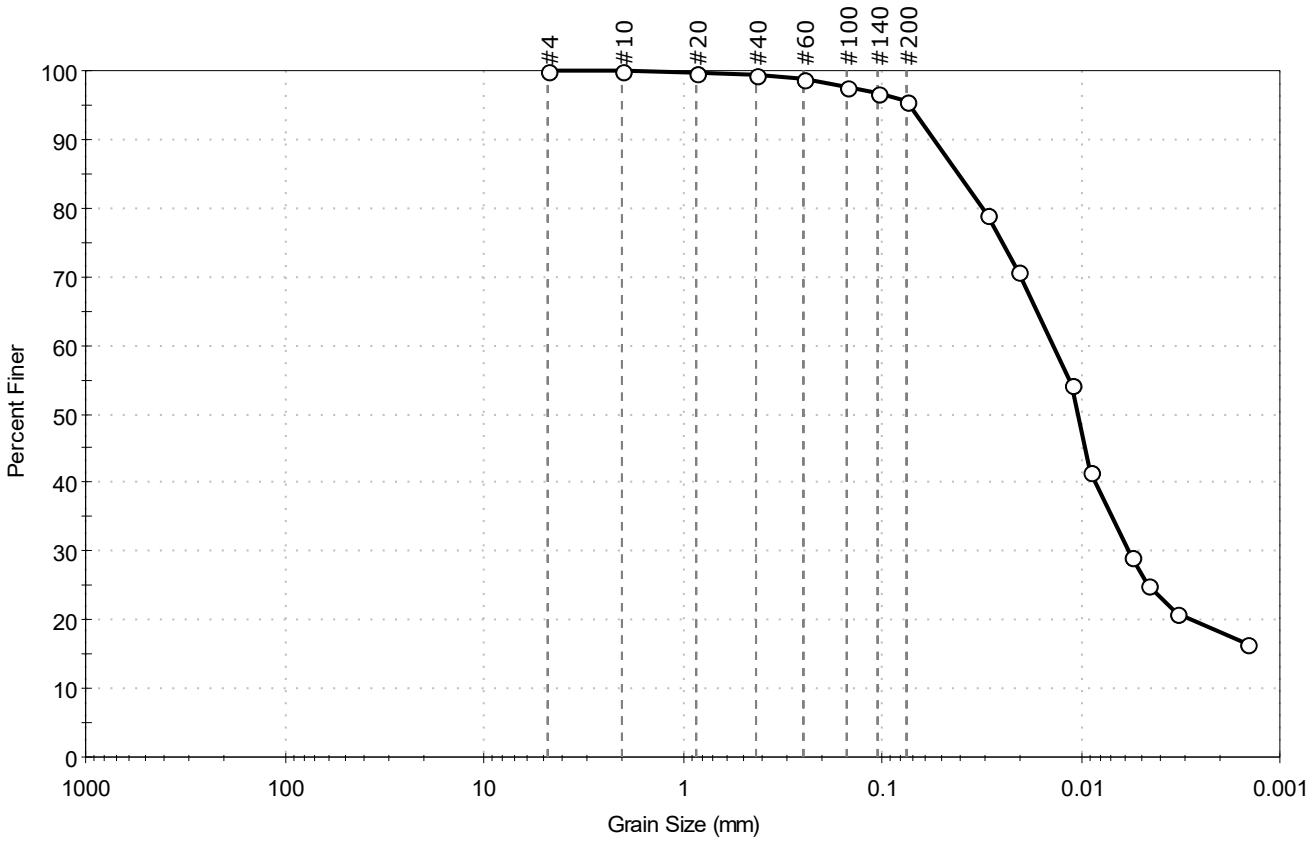


| % Cobble | % Gravel | % Sand | % Silt & Clay Size |
|---|---|---|---|
| — | 0.0 | 4.4 | 95.6 |

| Sieve Name | Sieve Size, mm | Percent Finer | Spec. Percent | Complies |
|---|---|---|---|---|
| #4 | 4.75 | 100 | | |
| #10 | 2.00 | 100 | | |
| #20 | 0.85 | 100 | | |
| #40 | 0.42 | 99 | | |
| #60 | 0.25 | 99 | | |
| #100 | 0.15 | 98 | | |
| #140 | 0.11 | 97 | | |
| #200 | 0.075 | 96 | | |
| Hydrometer | Particle Size (mm) | Percent Finer | Spec. Percent | Complies |
| --- | 0.0296 | 79 | | |
| --- | 0.0206 | 71 | | |
| --- | 0.0111 | 54 | | |
| --- | 0.0090 | 42 | | |
| --- | 0.0056 | 29 | | |
| --- | 0.0046 | 25 | | |
| --- | 0.0033 | 21 | | |
| --- | 0.0015 | 17 | | |
| | | | | |

**Coefficients**

$D_{85}$ = 0.0412 mm  $D_{30}$ = 0.0058 mm
$D_{60}$ = 0.0138 mm  $D_{15}$ = N/A
$D_{50}$ = 0.0103 mm  $D_{10}$ = N/A
$C_u$ = N/A  $C_c$ = N/A

**Classification**

ASTM N/A

AASHTO Silty Soils (A-4 (0))

**Sample/Test Description**

Sand/Gravel Particle Shape : ---
Sand/Gravel Hardness : ---
Dispersion Device : Apparatus A - Mech Mixer
Dispersion Period : 1 minute
Est. Specific Gravity : 2.65
Separation of Sample: #200 Sieve

printed 12/7/2020 4:03:06 PM

| | | | | | |
|---|---|---|---|---|---|
| Client: | AECOM | | | | |
| Project: | New Bedford Harbor LTM | | | | |
| Location: | New Bedford, MA | | | Project No: | GTX-312496 |
| Boring ID: | --- | Sample Type: | bag | Tested By: | ckg |
| Sample ID: | S-240-20FSP20-02 | Test Date: | 11/24/20 | Checked By: | bfs |
| Depth : | --- | Test Id: | 583387 | | |
| Test Comment: | --- | | | | |
| Visual Description: | Moist, dark olive gray clay | | | | |
| Sample Comment: | --- | | | | |

# Particle Size Analysis - ASTM D6913

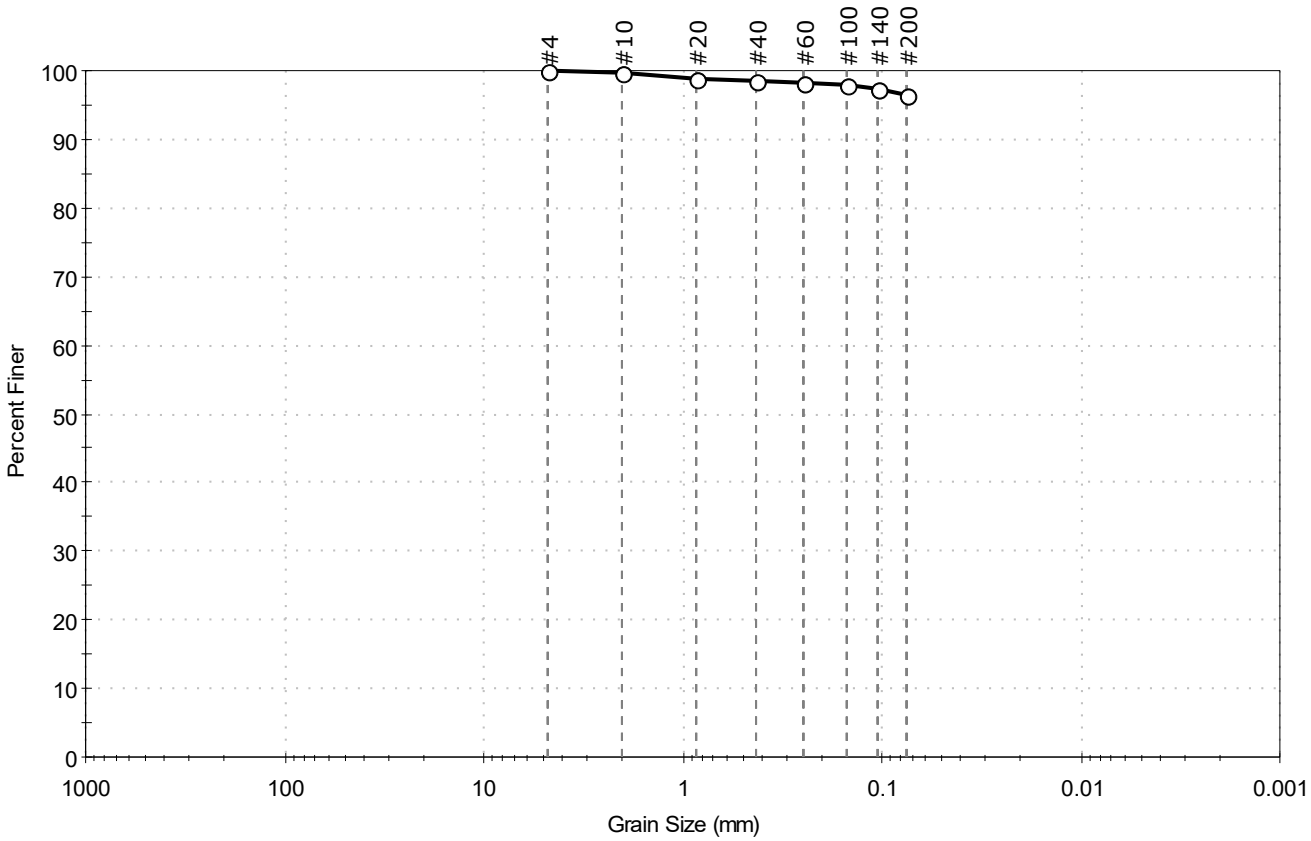


| % Cobble | % Gravel | % Sand | % Silt & Clay Size |
|---|---|---|---|
| — | 0.0 | 3.6 | 96.4 |

| Sieve Name | Sieve Size, mm | Percent Finer | Spec. Percent | Complies |
|---|---|---|---|---|
| #4 | 4.75 | 100 | | |
| #10 | 2.00 | 100 | | |
| #20 | 0.85 | 99 | | |
| #40 | 0.42 | 99 | | |
| #60 | 0.25 | 98 | | |
| #100 | 0.15 | 98 | | |
| #140 | 0.11 | 97 | | |
| #200 | 0.075 | 96 | | |
| | | | | |
| | | | | |

**Coefficients**

$D_{85}$ = N/A  $D_{30}$ = N/A
$D_{60}$ = N/A  $D_{15}$ = N/A
$D_{50}$ = N/A  $D_{10}$ = N/A
$C_u$ = N/A  $C_c$ = N/A

**Classification**

ASTM N/A

AASHTO Silty Soils (A-4 (0))

**Sample/Test Description**

Sand/Gravel Particle Shape : ---

Sand/Gravel Hardness : ---

printed 12/7/2020 4:03:08 PM

| | | | | | |
|---|---|---|---|---|---|
| Client: | AECOM | | | | |
| Project: | New Bedford Harbor LTM | | | | |
| Location: | New Bedford, MA | | | Project No: | GTX-312496 |
| Boring ID: | --- | Sample Type: | bag | Tested By: | ckg |
| Sample ID: | S-240-20FSP20-03 | Test Date: | 11/24/20 | Checked By: | bfs |
| Depth : | --- | Test Id: | 583388 | | |
| Test Comment: | --- | | | | |
| Visual Description: | Moist, dark gray silt with sand | | | | |
| Sample Comment: | --- | | | | |

# Particle Size Analysis - ASTM D6913

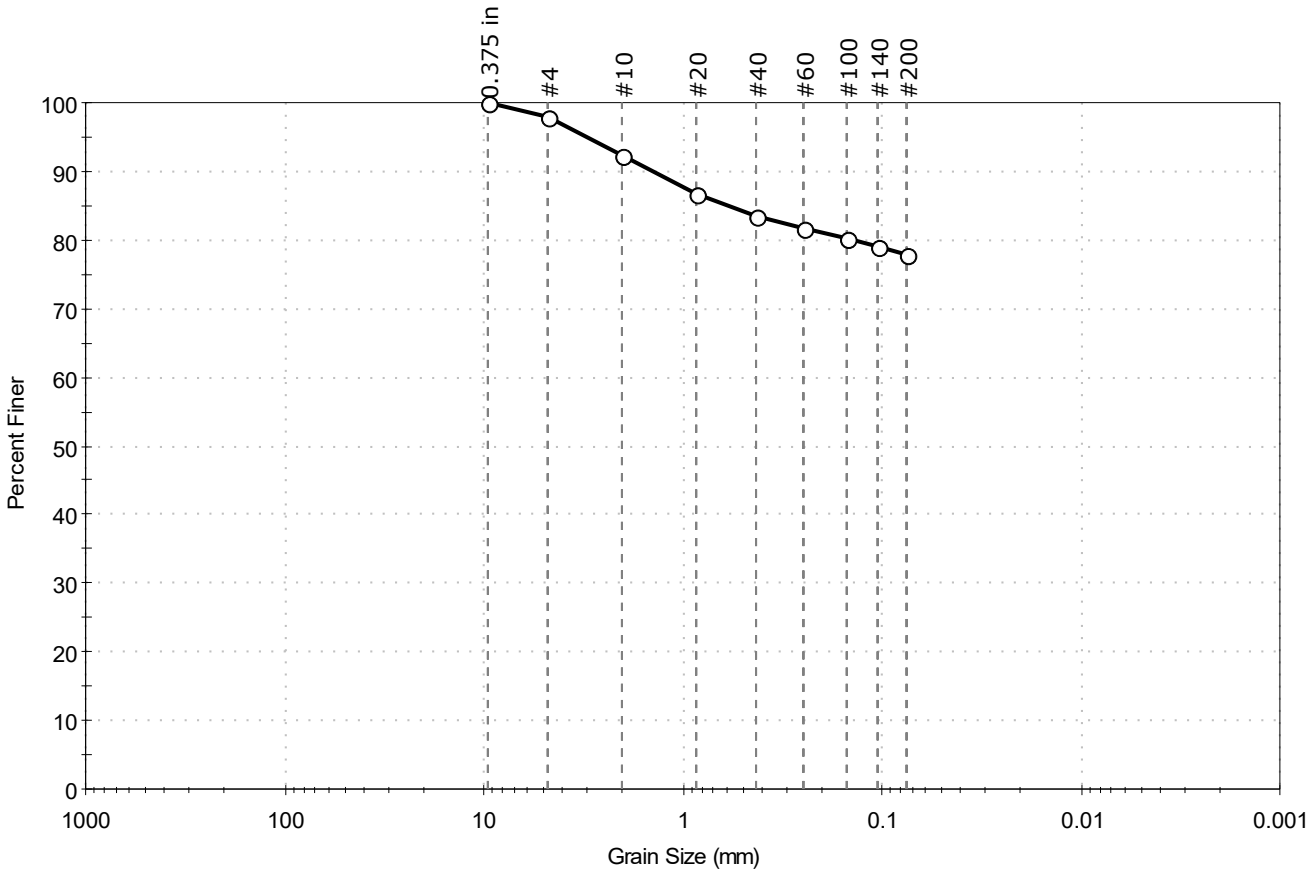


| % Cobble | % Gravel | % Sand | % Silt & Clay Size |
|---|---|---|---|
| -- | 2.0 | 20.1 | 77.9 |

| Sieve Name | Sieve Size, mm | Percent Finer | Spec. Percent | Complies |
|---|---|---|---|---|
| 0.375 in | 9.50 | 100 | | |
| #4 | 4.75 | 98 | | |
| #10 | 2.00 | 92 | | |
| #20 | 0.85 | 87 | | |
| #40 | 0.42 | 83 | | |
| #60 | 0.25 | 82 | | |
| #100 | 0.15 | 80 | | |
| #140 | 0.11 | 79 | | |
| #200 | 0.075 | 78 | | |
| | | | | |
| | | | | |

**Coefficients**

$D_{85}$ = 0.5993 mm  $D_{30}$ = N/A
$D_{60}$ = N/A  $D_{15}$ = N/A
$D_{50}$ = N/A  $D_{10}$ = N/A
$C_u$ = N/A  $C_c$ = N/A

**Classification**

ASTM N/A

AASHTO Silty Soils (A-4 (0))

**Sample/Test Description**

Sand/Gravel Particle Shape : ANGULAR

Sand/Gravel Hardness : HARD

printed 12/7/2020 4:03:10 PM

| | | | | | |
|---|---|---|---|---|---|
| Client: | AECOM | | | | |
| Project: | New Bedford Harbor LTM | | | | |
| Location: | New Bedford, MA | | | Project No: | GTX-312496 |
| Boring ID: | --- | Sample Type: | bag | Tested By: | ckg |
| Sample ID: | S-241-20FSP20-01 | Test Date: | 11/24/20 | Checked By: | bfs |
| Depth : | --- | Test Id: | 583390 | | |
| Test Comment: | --- | | | | |
| Visual Description: | Moist, dark olive gray silty sand | | | | |
| Sample Comment: | Sample contains shells | | | | |

# Particle Size Analysis - ASTM D6913/D7928

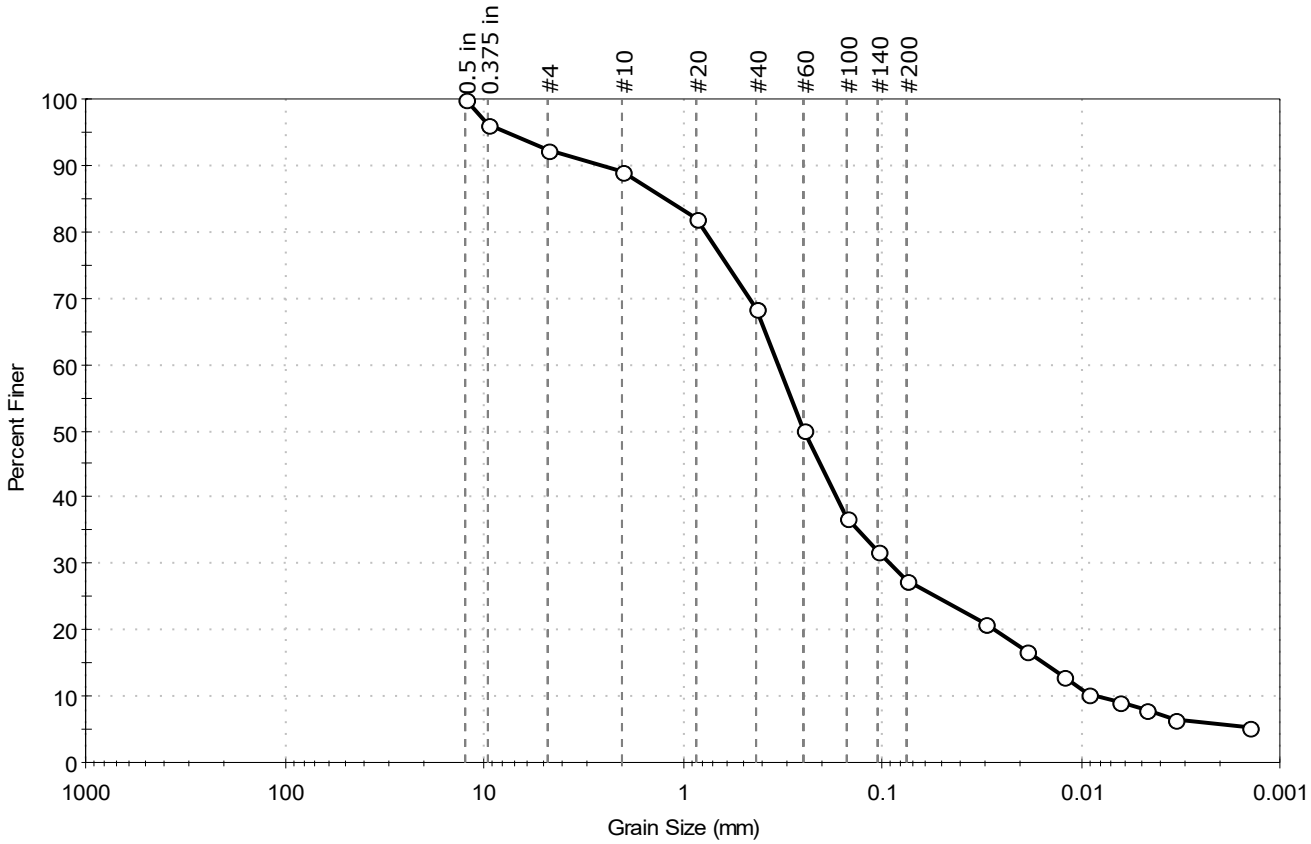


| % Cobble | % Gravel | % Sand | % Silt & Clay Size |
|---|---|---|---|
| -- | 7.7 | 64.9 | 27.4 |

| Sieve Name | Sieve Size, mm | Percent Finer | Spec. Percent | Complies |
|---|---|---|---|---|
| 0.5 in | 12.50 | 100 | | |
| 0.375 in | 9.50 | 96 | | |
| #4 | 4.75 | 92 | | |
| #10 | 2.00 | 89 | | |
| #20 | 0.85 | 82 | | |
| #40 | 0.42 | 68 | | |
| #60 | 0.25 | 50 | | |
| #100 | 0.15 | 37 | | |
| #140 | 0.11 | 32 | | |
| #200 | 0.075 | 27 | | |
| Hydrometer | Particle Size (mm) | Percent Finer | Spec. Percent | Complies |
| --- | 0.0306 | 21 | | |
| --- | 0.0188 | 17 | | |
| --- | 0.0122 | 13 | | |
| --- | 0.0092 | 10 | | |
| --- | 0.0065 | 9 | | |
| --- | 0.0047 | 8 | | |
| --- | 0.0033 | 7 | | |
| --- | 0.0014 | 5 | | |
| | | | | |

**Coefficients**

$D_{85}$ = 1.2091 mm  $D_{30}$ = 0.0924 mm
$D_{60}$ = 0.3330 mm  $D_{15}$ = 0.0151 mm
$D_{50}$ = 0.2495 mm  $D_{10}$ = 0.0082 mm
$C_u$ = 40.610  $C_c$ = 3.127

**Classification**

ASTM N/A

AASHTO Silty Gravel and Sand (A-2-4 (0))

**Sample/Test Description**

Sand/Gravel Particle Shape : ROUNDED
Sand/Gravel Hardness : HARD
Dispersion Device : Apparatus A - Mech Mixer
Dispersion Period : 1 minute
Est. Specific Gravity : 2.65
Separation of Sample: #200 Sieve

printed 12/7/2020 4:03:14 PM

| | | | | | |
|---|---|---|---|---|---|
| Client: | AECOM | | | | |
| Project: | New Bedford Harbor LTM | | | | |
| Location: | New Bedford, MA | | | Project No: | GTX-312496 |
| Boring ID: | --- | Sample Type: | bag | Tested By: | ckg |
| Sample ID: | S-241-20FSP20-02 | Test Date: | 11/24/20 | Checked By: | bfs |
| Depth : | --- | Test Id: | 583391 | | |
| Test Comment: | --- | | | | |
| Visual Description: | Moist, dark olive gray clayey sand | | | | |
| Sample Comment: | Sample contains shells | | | | |

# Particle Size Analysis - ASTM D6913

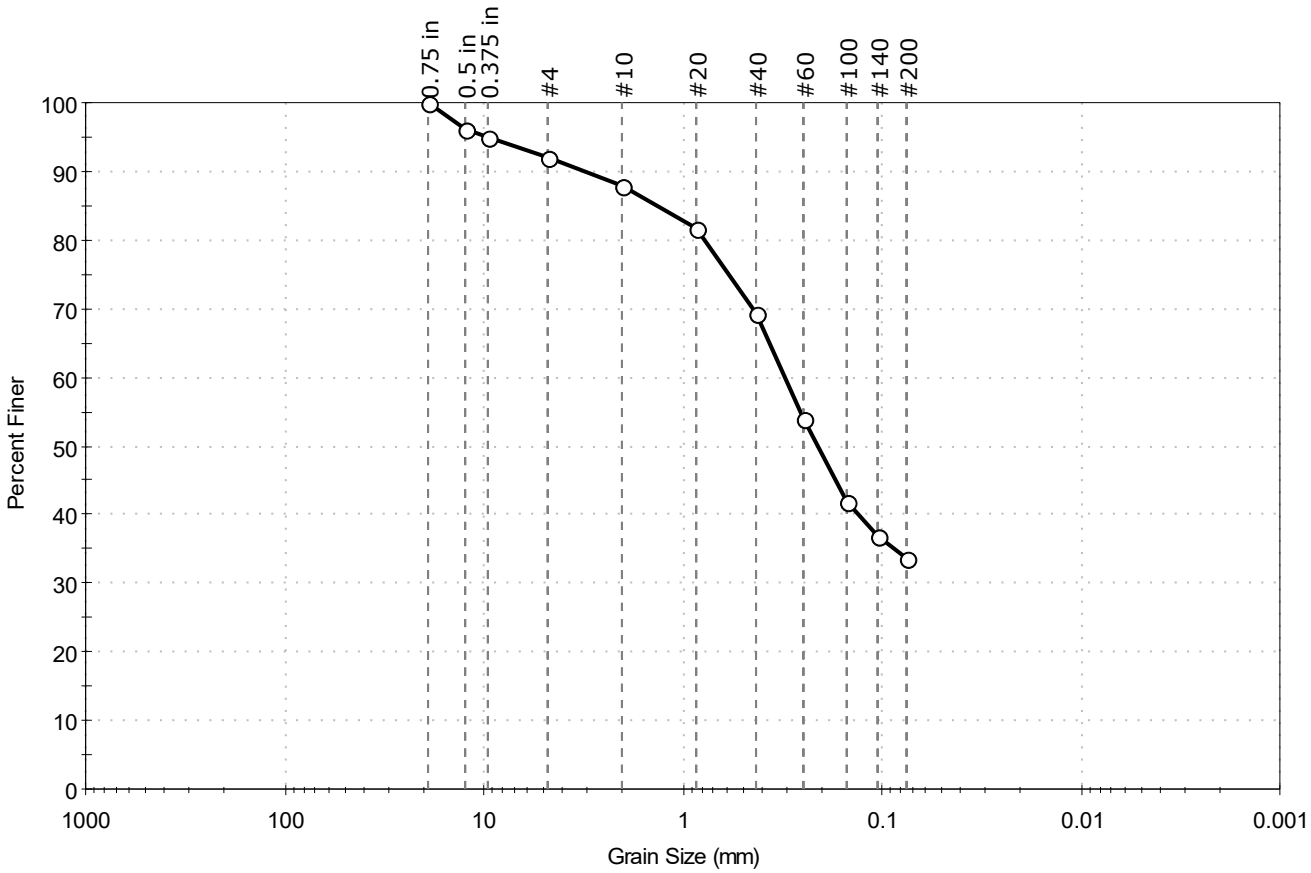


| % Cobble | % Gravel | % Sand | % Silt & Clay Size |
|---|---|---|---|
| — | 7.9 | 58.6 | 33.5 |

| Sieve Name | Sieve Size, mm | Percent Finer | Spec. Percent | Complies |
|---|---|---|---|---|
| 0.75 in | 19.00 | 100 | | |
| 0.5 in | 12.50 | 96 | | |
| 0.375 in | 9.50 | 95 | | |
| #4 | 4.75 | 92 | | |
| #10 | 2.00 | 88 | | |
| #20 | 0.85 | 82 | | |
| #40 | 0.42 | 69 | | |
| #60 | 0.25 | 54 | | |
| #100 | 0.15 | 42 | | |
| #140 | 0.11 | 37 | | |
| #200 | 0.075 | 34 | | |
| | | | | |
| | | | | |

**Coefficients**

$D_{85}$ = 1.3224 mm  $D_{30}$ = N/A

$D_{60}$ = 0.3078 mm  $D_{15}$ = N/A

$D_{50}$ = 0.2119 mm  $D_{10}$ = N/A

$C_u$ = N/A  $C_c$ = N/A

**Classification**

ASTM N/A

AASHTO Silty Gravel and Sand (A-2-4 (0))

**Sample/Test Description**

Sand/Gravel Particle Shape : ANGULAR

Sand/Gravel Hardness : HARD

printed 12/7/2020 4:03:16 PM

| | | | | | |
|---|---|---|---|---|---|
| Client: | AECOM | | | | |
| Project: | New Bedford Harbor LTM | | | | |
| Location: | New Bedford, MA | | | Project No: | GTX-312496 |
| Boring ID: | --- | Sample Type: | bag | Tested By: | ckg |
| Sample ID: | S-241-20FSP20-03 | Test Date: | 11/24/20 | Checked By: | bfs |
| Depth : | --- | Test Id: | 583392 | | |
| Test Comment: | --- | | | | |
| Visual Description: | Moist, dark olive gray sandy clay | | | | |
| Sample Comment: | ssample contains shells | | | | |

# Particle Size Analysis - ASTM D6913

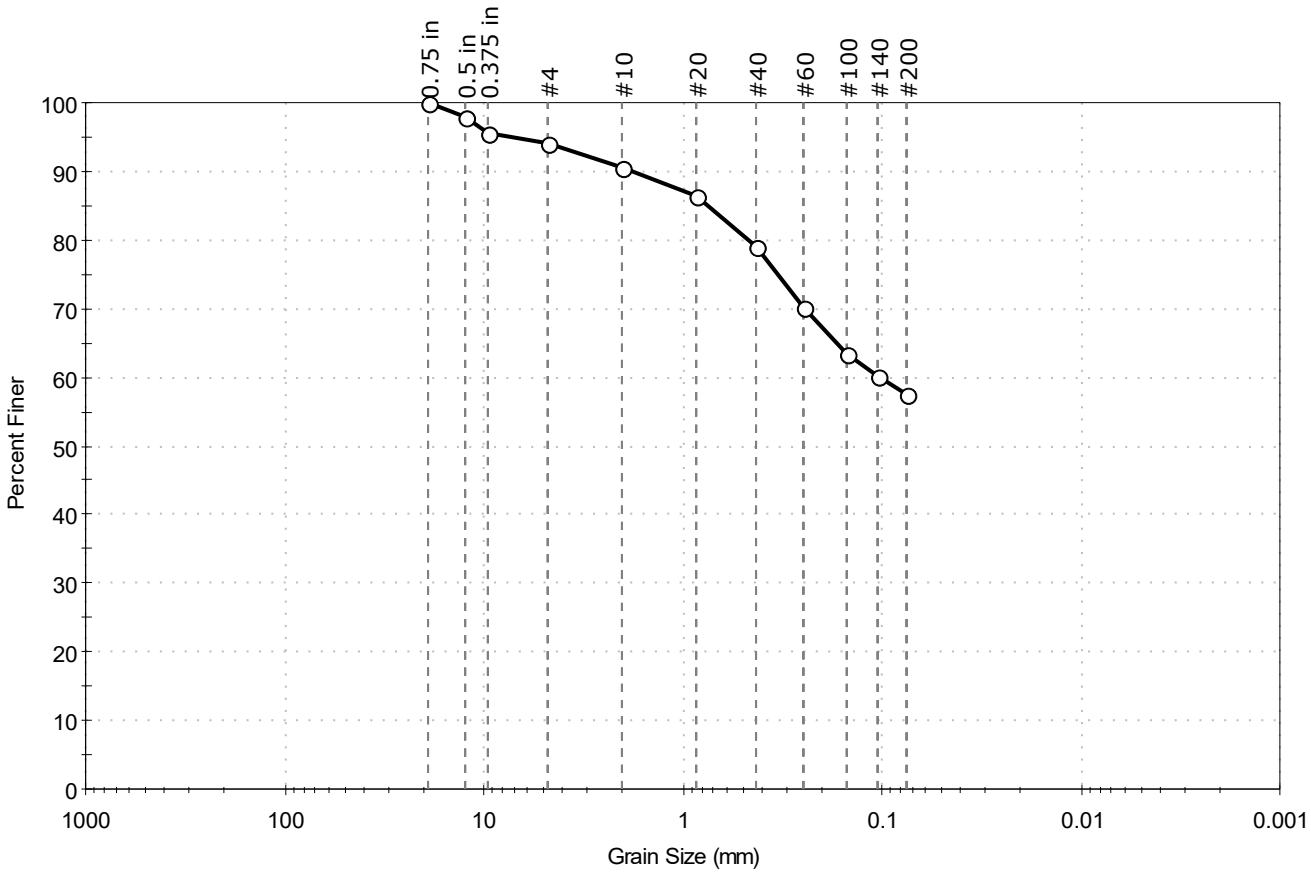


| % Cobble | % Gravel | % Sand | % Silt & Clay Size |
|---|---|---|---|
| -- | 5.9 | 36.7 | 57.4 |

| Sieve Name | Sieve Size, mm | Percent Finer | Spec. Percent | Complies |
|---|---|---|---|---|
| 0.75 in | 19.00 | 100 | | |
| 0.5 in | 12.50 | 98 | | |
| 0.375 in | 9.50 | 96 | | |
| #4 | 4.75 | 94 | | |
| #10 | 2.00 | 91 | | |
| #20 | 0.85 | 86 | | |
| #40 | 0.42 | 79 | | |
| #60 | 0.25 | 70 | | |
| #100 | 0.15 | 63 | | |
| #140 | 0.11 | 60 | | |
| #200 | 0.075 | 57 | | |
| | | | | |
| | | | | |

**Coefficients**

$D_{85}$ = 0.7405 mm  $D_{30}$ = N/A
$D_{60}$ = 0.1038 mm  $D_{15}$ = N/A
$D_{50}$ = N/A  $D_{10}$ = N/A
$C_u$ = N/A  $C_c$ = N/A

**Classification**

ASTM N/A

AASHTO Silty Soils (A-4 (0))

**Sample/Test Description**

Sand/Gravel Particle Shape : ANGULAR

Sand/Gravel Hardness : HARD

printed 12/7/2020 4:03:18 PM

| | | | | | |
|---|---|---|---|---|---|
| Client: | AECOM | | | | |
| Project: | New Bedford Harbor LTM | | | | |
| Location: | New Bedford, MA | | | Project No: | GTX-312496 |
| Boring ID: | --- | Sample Type: | bag | Tested By: | ckg |
| Sample ID: | S-242-20FSP20-01 | Test Date: | 11/24/20 | Checked By: | bfs |
| Depth : | --- | Test Id: | 583394 | | |
| Test Comment: | --- | | | | |
| Visual Description: | Moist, dark gray silty sand | | | | |
| Sample Comment: | --- | | | | |

# Particle Size Analysis - ASTM D6913/D7928

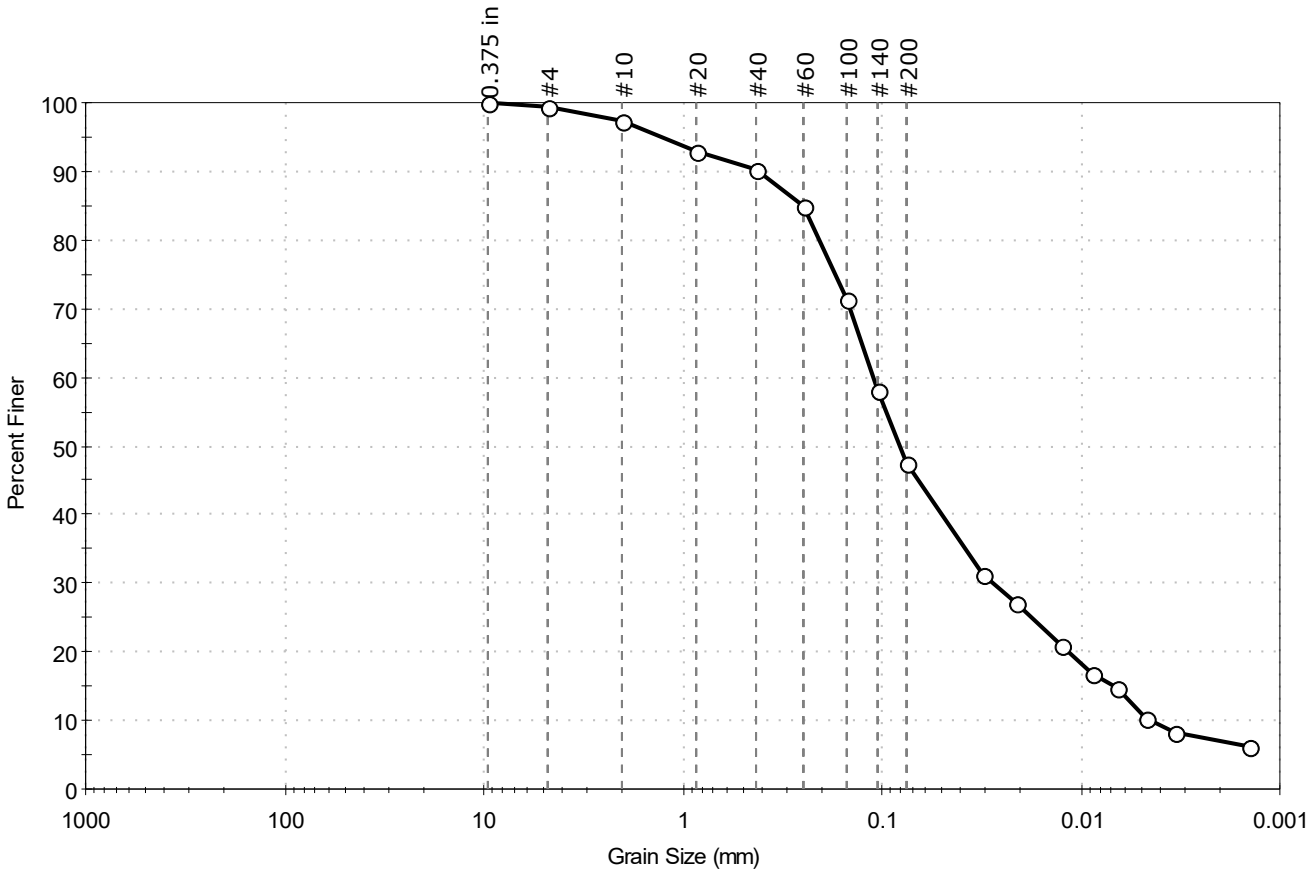


| % Cobble | % Gravel | % Sand | % Silt & Clay Size |
|---|---|---|---|
| — | 0.6 | 52.0 | 47.4 |

| Sieve Name | Sieve Size, mm | Percent Finer | Spec. Percent | Complies |
|---|---|---|---|---|
| 0.375 in | 9.50 | 100 | | |
| #4 | 4.75 | 99 | | |
| #10 | 2.00 | 97 | | |
| #20 | 0.85 | 93 | | |
| #40 | 0.42 | 90 | | |
| #60 | 0.25 | 85 | | |
| #100 | 0.15 | 71 | | |
| #140 | 0.11 | 58 | | |
| #200 | 0.075 | 47 | | |
| Hydrometer | Particle Size (mm) | Percent Finer | Spec. Percent | Complies |
| --- | 0.0313 | 31 | | |
| --- | 0.0213 | 27 | | |
| --- | 0.0125 | 21 | | |
| --- | 0.0088 | 17 | | |
| --- | 0.0066 | 15 | | |
| --- | 0.0048 | 10 | | |
| --- | 0.0034 | 8 | | |
| --- | 0.0014 | 6 | | |
| | | | | |

**Coefficients**

| | |
|---|---|
| $D_{85}$ = 0.2532 mm | $D_{30}$ = 0.0276 mm |
| $D_{60}$ = 0.1115 mm | $D_{15}$ = 0.0070 mm |
| $D_{50}$ = 0.0815 mm | $D_{10}$ = 0.0044 mm |
| $C_u$ = 25.341 | $C_c$ = 1.553 |

**Classification**

ASTM N/A

AASHTO Silty Soils (A-4 (0))

**Sample/Test Description**

Sand/Gravel Particle Shape : ---

Sand/Gravel Hardness : ---

Dispersion Device : Apparatus A - Mech Mixer

Dispersion Period : 1 minute

Est. Specific Gravity : 2.65

Separation of Sample: #200 Sieve

printed 12/7/2020 4:03:21 PM

| | | | | | |
|---|---|---|---|---|---|
| Client: | AECOM | | | | |
| Project: | New Bedford Harbor LTM | | | | |
| Location: | New Bedford, MA | | | Project No: | GTX-312496 |
| Boring ID: | --- | Sample Type: | bag | Tested By: | GA |
| Sample ID: | S-242-20FSP20-02 | Test Date: | 11/04/20 | Checked By: | jsc |
| Depth : | --- | Test Id: | 583395 | | |
| Test Comment: | --- | | | | |
| Visual Description: | Moist, very dark greenish gray clayey sand | | | | |
| Sample Comment: | --- | | | | |

# Particle Size Analysis - ASTM D6913

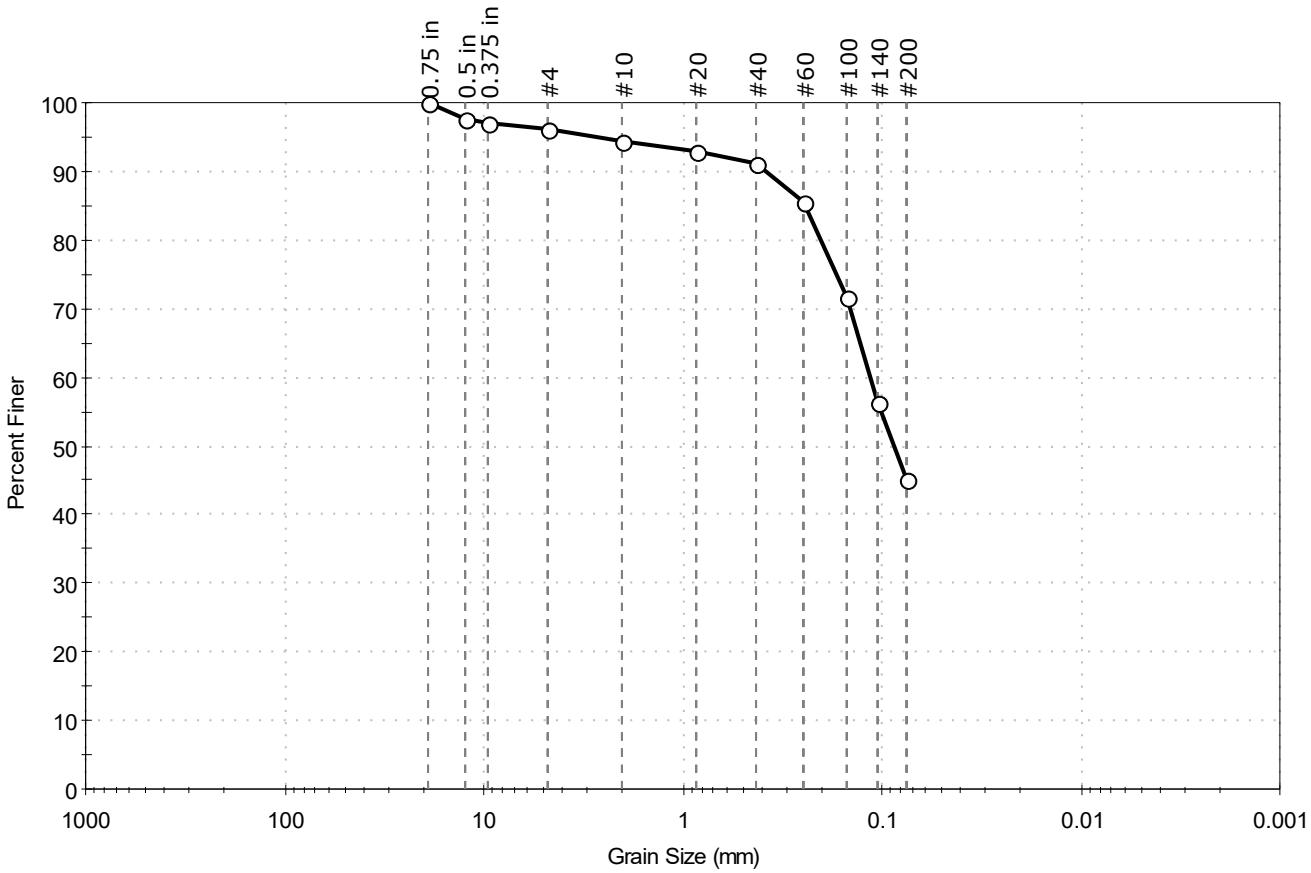


| % Cobble | % Gravel | % Sand | % Silt & Clay Size |
|---|---|---|---|
| -- | 3.9 | 51.0 | 45.1 |

| Sieve Name | Sieve Size, mm | Percent Finer | Spec. Percent | Complies |
|---|---|---|---|---|
| 0.75 in | 19.00 | 100 | | |
| 0.5 in | 12.50 | 97 | | |
| 0.375 in | 9.50 | 97 | | |
| #4 | 4.75 | 96 | | |
| #10 | 2.00 | 94 | | |
| #20 | 0.85 | 93 | | |
| #40 | 0.42 | 91 | | |
| #60 | 0.25 | 86 | | |
| #100 | 0.15 | 72 | | |
| #140 | 0.11 | 56 | | |
| #200 | 0.075 | 45 | | |
| | | | | |
| | | | | |

**Coefficients**

$D_{85}$ = 0.2443 mm  $D_{30}$ = N/A

$D_{60}$ = 0.1152 mm  $D_{15}$ = N/A

$D_{50}$ = 0.0873 mm  $D_{10}$ = N/A

$C_u$ = N/A  $C_c$ = N/A

**Classification**

ASTM N/A

AASHTO Silty Soils (A-4 (0))

**Sample/Test Description**

Sand/Gravel Particle Shape : ANGULAR

Sand/Gravel Hardness : SOFT

printed 11/10/2020 11:16:31 AM

| | | | | | |
|---|---|---|---|---|---|
| Client: | AECOM | | | | |
| Project: | New Bedford Harbor LTM | | | | |
| Location: | New Bedford, MA | | | Project No: | GTX-312496 |
| Boring ID: | --- | Sample Type: | bag | Tested By: | ckg |
| Sample ID: | S-242-20FSP20-03 | Test Date: | 11/24/20 | Checked By: | bfs |
| Depth : | --- | Test Id: | 583396 | | |
| Test Comment: | --- | | | | |
| Visual Description: | Moist, dark olive gray clayey sand | | | | |
| Sample Comment: | --- | | | | |

# Particle Size Analysis - ASTM D6913

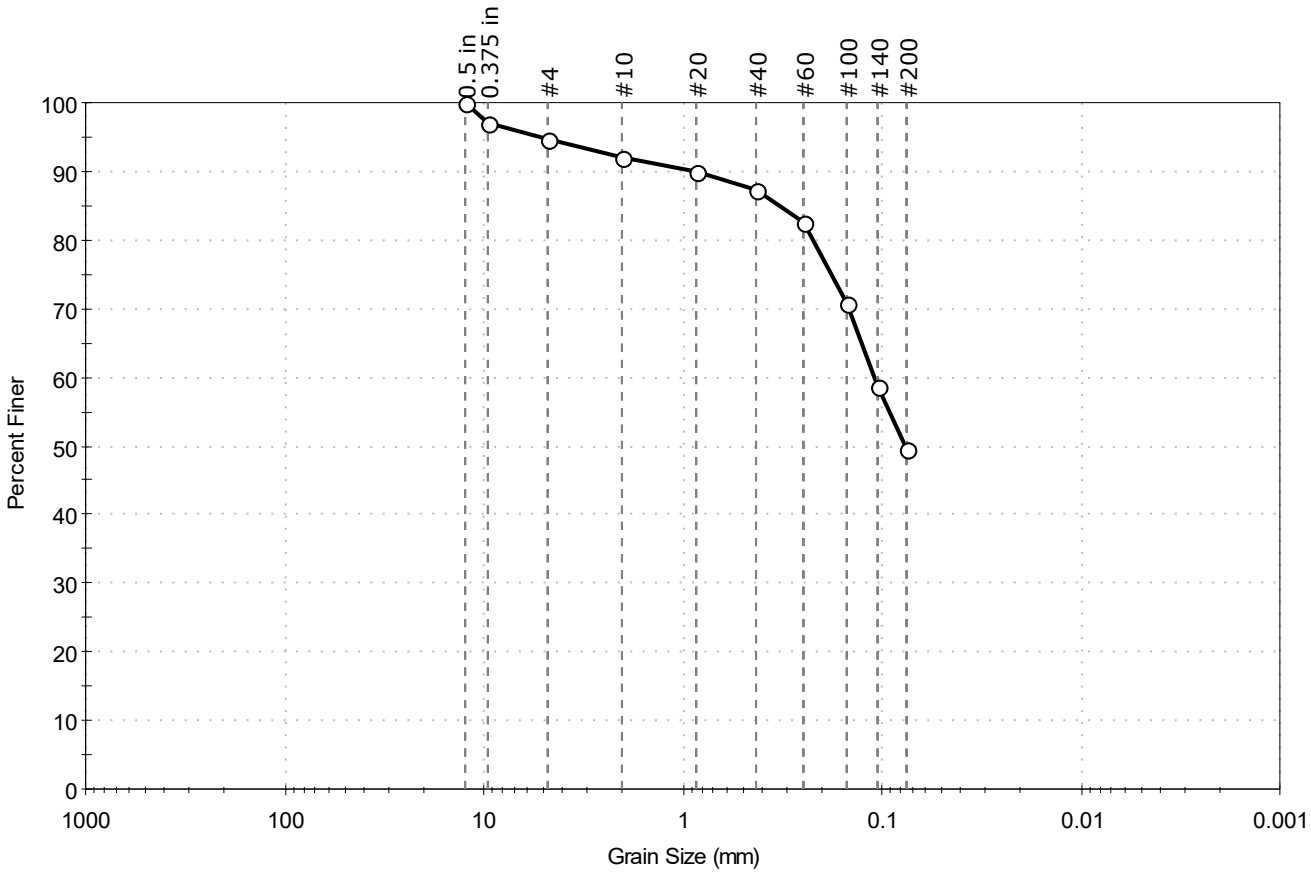


| % Cobble | % Gravel | % Sand | % Silt & Clay Size |
|---|---|---|---|
| — | 5.2 | 45.3 | 49.5 |

| Sieve Name | Sieve Size, mm | Percent Finer | Spec. Percent | Complies |
|---|---|---|---|---|
| 0.5 in | 12.50 | 100 | | |
| 0.375 in | 9.50 | 97 | | |
| #4 | 4.75 | 95 | | |
| #10 | 2.00 | 92 | | |
| #20 | 0.85 | 90 | | |
| #40 | 0.42 | 87 | | |
| #60 | 0.25 | 83 | | |
| #100 | 0.15 | 71 | | |
| #140 | 0.11 | 59 | | |
| #200 | 0.075 | 49 | | |
| | | | | |
| | | | | |

**Coefficients**

$D_{85}$ = 0.3252 mm  $D_{30}$ = N/A

$D_{60}$ = 0.1101 mm  $D_{15}$ = N/A

$D_{50}$ = 0.0765 mm  $D_{10}$ = N/A

$C_u$ = N/A  $C_c$ = N/A

**Classification**

ASTM N/A

AASHTO Silty Soils (A-4 (0))

**Sample/Test Description**

Sand/Gravel Particle Shape : ROUNDED

Sand/Gravel Hardness : HARD

printed 12/7/2020 4:03:23 PM

| | | | | | |
|---|---|---|---|---|---|
| Client: | AECOM | | | | |
| Project: | New Bedford Harbor LTM | | | | |
| Location: | New Bedford, MA | | | Project No: | GTX-312496 |
| Boring ID: | --- | Sample Type: | bag | Tested By: | ckg |
| Sample ID: | S-245-20FSP20-01 | Test Date: | 11/24/20 | Checked By: | bfs |
| Depth : | --- | Test Id: | 583398 | | |
| Test Comment: | --- | | | | |
| Visual Description: | Moist, dark olive gray silty sand | | | | |
| Sample Comment: | Sample contains shells | | | | |

# Particle Size Analysis - ASTM D6913/D7928

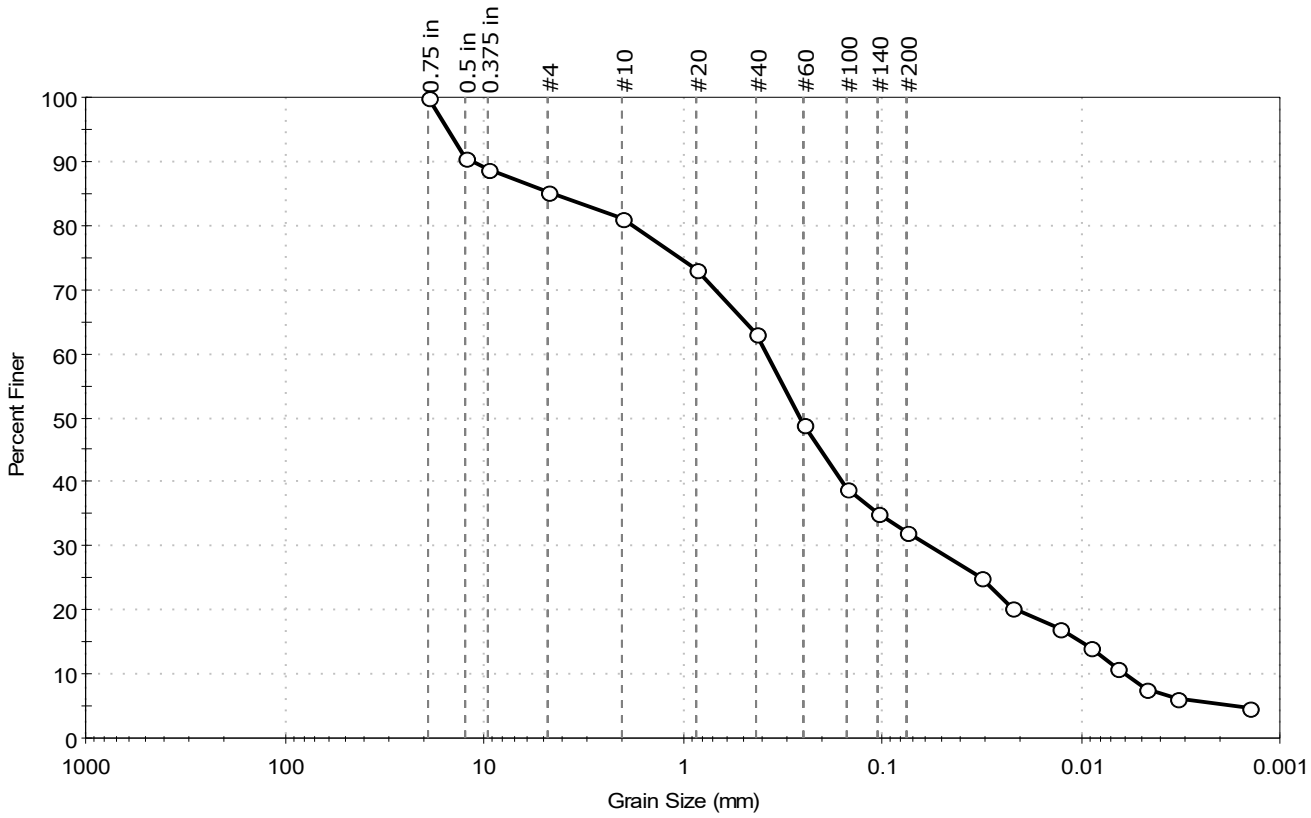


| % Cobble | % Gravel | % Sand | % Silt & Clay Size |
|---|---|---|---|
| – | 14.8 | 53.1 | 32.1 |

| Sieve Name | Sieve Size, mm | Percent Finer | Spec. Percent | Complies |
|---|---|---|---|---|
| 0.75 in | 19.00 | 100 | | |
| 0.5 in | 12.50 | 91 | | |
| 0.375 in | 9.50 | 89 | | |
| #4 | 4.75 | 85 | | |
| #10 | 2.00 | 81 | | |
| #20 | 0.85 | 73 | | |
| #40 | 0.42 | 63 | | |
| #60 | 0.25 | 49 | | |
| #100 | 0.15 | 39 | | |
| #140 | 0.11 | 35 | | |
| #200 | 0.075 | 32 | | |
| Hydrometer | Particle Size (mm) | Percent Finer | Spec. Percent | Complies |
| --- | 0.0321 | 25 | | |
| --- | 0.0222 | 20 | | |
| --- | 0.0127 | 17 | | |
| --- | 0.0090 | 14 | | |
| --- | 0.0066 | 11 | | |
| --- | 0.0047 | 8 | | |
| --- | 0.0033 | 6 | | |
| --- | 0.0014 | 5 | | |
| | | | | |

**Coefficients**

| | |
|---|---|
| $D_{85}$ = 4.5701 mm | $D_{30}$ = 0.0584 mm |
| $D_{60}$ = 0.3789 mm | $D_{15}$ = 0.0100 mm |
| $D_{50}$ = 0.2592 mm | $D_{10}$ = 0.0060 mm |
| $C_u$ = 63.150 | $C_c$ = 1.500 |

**Classification**

ASTM N/A

AASHTO Silty Gravel and Sand (A-2-4 (0))

**Sample/Test Description**

Sand/Gravel Particle Shape : ANGULAR

Sand/Gravel Hardness : HARD

Dispersion Device : Apparatus A - Mech Mixer

Dispersion Period : 1 minute

Est. Specific Gravity : 2.65

Separation of Sample: #200 Sieve

printed 12/7/2020 4:03:27 PM

| | | | | | |
|---|---|---|---|---|---|
| Client: | AECOM | | | | |
| Project: | New Bedford Harbor LTM | | | | |
| Location: | New Bedford, MA | | | Project No: | GTX-312496 |
| Boring ID: | --- | Sample Type: | bag | Tested By: | ckg |
| Sample ID: | S-245-20FSP20-02 | Test Date: | 11/24/20 | Checked By: | bfs |
| Depth : | --- | Test Id: | 583399 | | |
| Test Comment: | --- | | | | |
| Visual Description: | Moist, dark gray silty sand with gravel | | | | |
| Sample Comment: | Sample contains shells | | | | |

# Particle Size Analysis - ASTM D6913

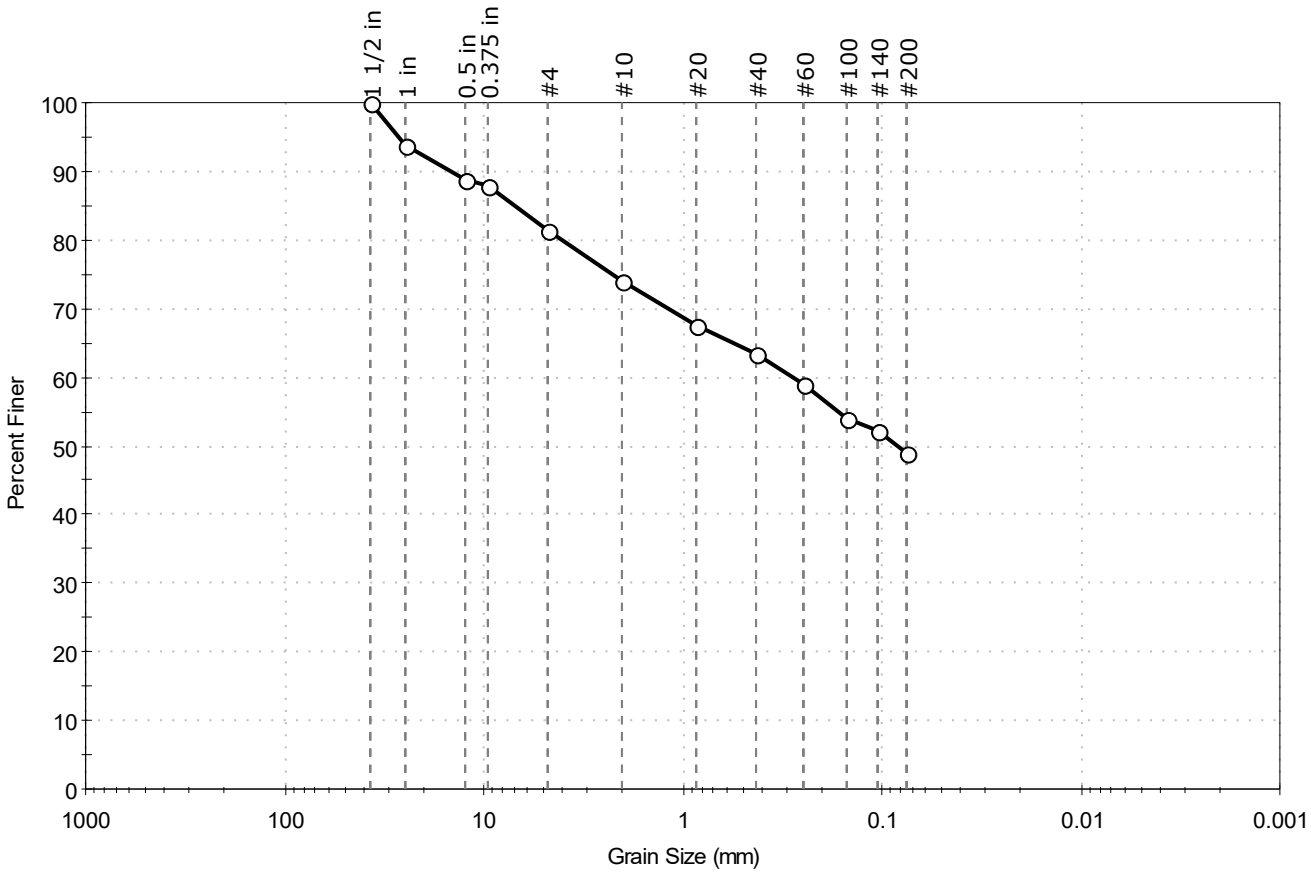


| % Cobble | % Gravel | % Sand | % Silt & Clay Size |
|---|---|---|---|
| — | 18.5 | 32.5 | 49.0 |

| Sieve Name | Sieve Size, mm | Percent Finer | Spec. Percent | Complies |
|---|---|---|---|---|
| 1 1/2 in | 37.50 | 100 | | |
| 1 in | 25.00 | 94 | | |
| 0.5 in | 12.50 | 89 | | |
| 0.375 in | 9.50 | 88 | | |
| #4 | 4.75 | 82 | | |
| #10 | 2.00 | 74 | | |
| #20 | 0.85 | 67 | | |
| #40 | 0.42 | 63 | | |
| #60 | 0.25 | 59 | | |
| #100 | 0.15 | 54 | | |
| #140 | 0.11 | 52 | | |
| #200 | 0.075 | 49 | | |
| | | | | |
| | | | | |

**Coefficients**

$D_{85}$ = 6.9290 mm  $D_{30}$ = N/A
$D_{60}$ = 0.2791 mm  $D_{15}$ = N/A
$D_{50}$ = 0.0837 mm  $D_{10}$ = N/A
$C_u$ = N/A  $C_c$ = N/A

**Classification**

ASTM N/A

AASHTO Silty Soils (A-4 (0))

**Sample/Test Description**

Sand/Gravel Particle Shape : ANGULAR

Sand/Gravel Hardness : HARD

printed 12/7/2020 4:03:29 PM

| | | | | | |
|---|---|---|---|---|---|
| Client: | AECOM | | | | |
| Project: | New Bedford Harbor LTM | | | | |
| Location: | New Bedford, MA | | | Project No: | GTX-312496 |
| Boring ID: | --- | Sample Type: | bag | Tested By: | ckg |
| Sample ID: | S-245-20FSP20-03 | Test Date: | 11/24/20 | Checked By: | bfs |
| Depth : | --- | Test Id: | 583400 | | |
| Test Comment: | --- | | | | |
| Visual Description: | Moist, dark olive gray clayey sand with gravel | | | | |
| Sample Comment: | Sample contains shells | | | | |

# Particle Size Analysis - ASTM D6913

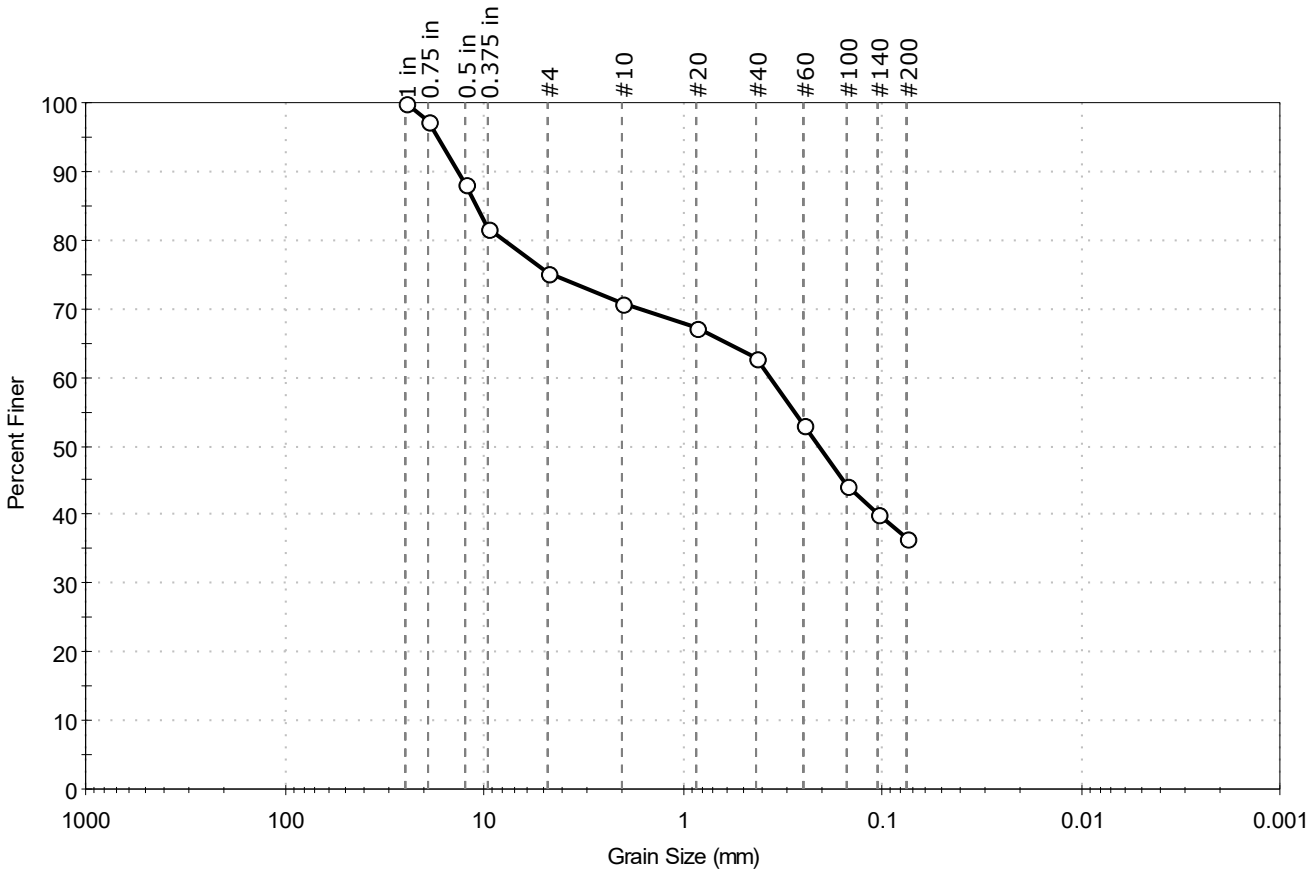


| % Cobble | % Gravel | % Sand | % Silt & Clay Size |
|---|---|---|---|
| — | 24.7 | 38.8 | 36.5 |

| Sieve Name | Sieve Size, mm | Percent Finer | Spec. Percent | Complies |
|---|---|---|---|---|
| 1 in | 25.00 | 100 | | |
| 0.75 in | 19.00 | 97 | | |
| 0.5 in | 12.50 | 88 | | |
| 0.375 in | 9.50 | 82 | | |
| #4 | 4.75 | 75 | | |
| #10 | 2.00 | 71 | | |
| #20 | 0.85 | 67 | | |
| #40 | 0.42 | 63 | | |
| #60 | 0.25 | 53 | | |
| #100 | 0.15 | 44 | | |
| #140 | 0.11 | 40 | | |
| #200 | 0.075 | 36 | | |
| | | | | |
| | | | | |

**Coefficients**

$D_{85}$ = 10.9673 mm  $D_{30}$ = N/A
$D_{60}$ = 0.3663 mm  $D_{15}$ = N/A
$D_{50}$ = 0.2096 mm  $D_{10}$ = N/A
$C_u$ = N/A  $C_c$ = N/A

**Classification**

ASTM N/A

AASHTO Silty Soils (A-4 (0))

**Sample/Test Description**

Sand/Gravel Particle Shape : ANGULAR

Sand/Gravel Hardness : HARD

printed 12/7/2020 4:03:31 PM

| | | | | | |
|---|---|---|---|---|---|
| Client: | AECOM | | | | |
| Project: | New Bedford Harbor LTM | | | | |
| Location: | New Bedford, MA | | | Project No: | GTX-312496 |
| Boring ID: | --- | Sample Type: | bag | Tested By: | ckg |
| Sample ID: | S-247-20FSP20-01 | Test Date: | 12/01/20 | Checked By: | bfs |
| Depth : | --- | Test Id: | 583402 | | |
| Test Comment: | --- | | | | |
| Visual Description: | Moist, dark olive gray clayey sand | | | | |
| Sample Comment: | --- | | | | |

# Particle Size Analysis - ASTM D6913/D7928

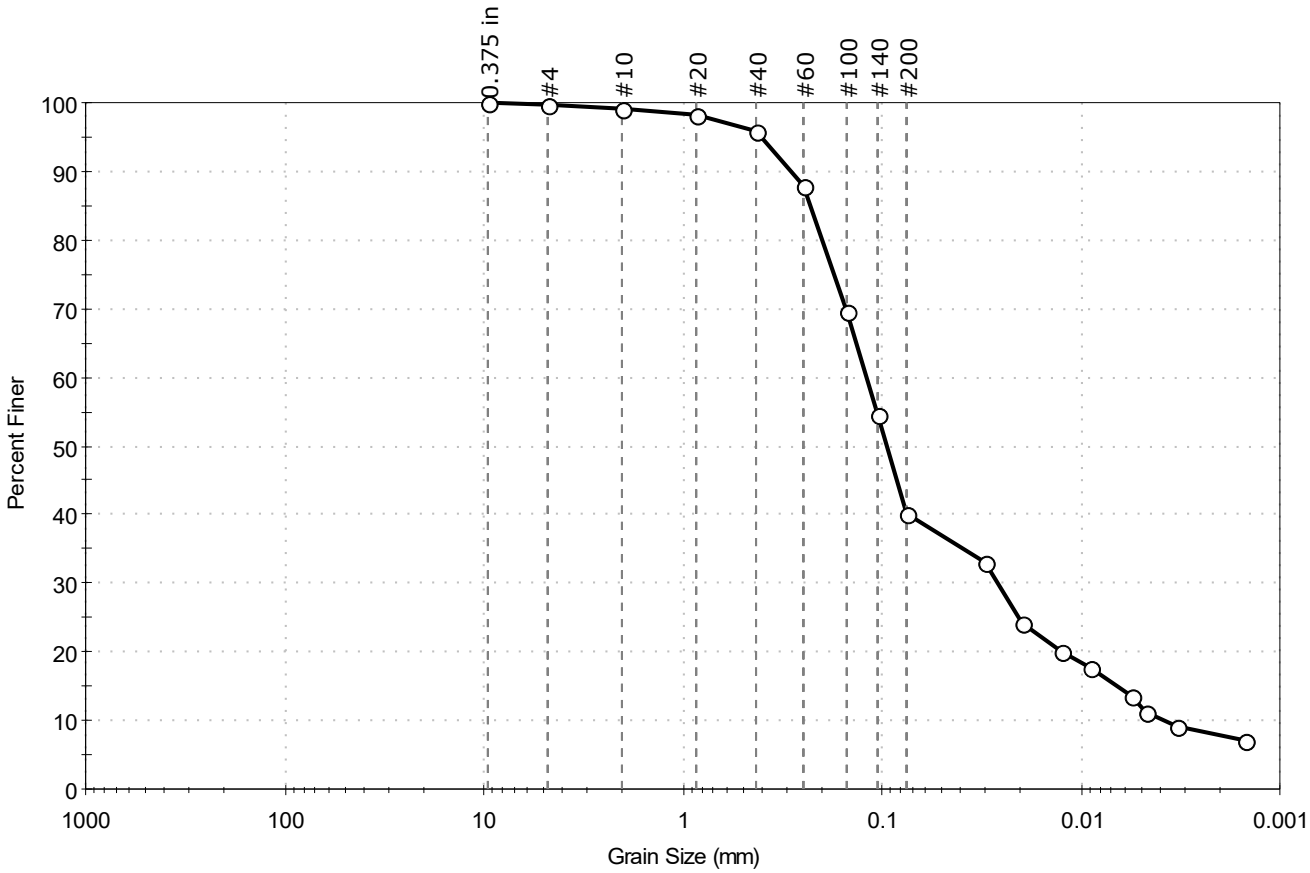


| % Cobble | % Gravel | % Sand | % Silt & Clay Size |
|---|---|---|---|
| — | 0.3 | 59.6 | 40.1 |

| Sieve Name | Sieve Size, mm | Percent Finer | Spec. Percent | Complies |
|---|---|---|---|---|
| 0.375 in | 9.50 | 100 | | |
| #4 | 4.75 | 100 | | |
| #10 | 2.00 | 99 | | |
| #20 | 0.85 | 98 | | |
| #40 | 0.42 | 96 | | |
| #60 | 0.25 | 88 | | |
| #100 | 0.15 | 70 | | |
| #140 | 0.11 | 55 | | |
| #200 | 0.075 | 40 | | |
| Hydrometer | Particle Size (mm) | Percent Finer | Spec. Percent | Complies |
| --- | 0.0302 | 33 | | |
| --- | 0.0197 | 24 | | |
| --- | 0.0124 | 20 | | |
| --- | 0.0090 | 18 | | |
| --- | 0.0056 | 13 | | |
| --- | 0.0047 | 11 | | |
| --- | 0.0033 | 9 | | |
| --- | 0.0015 | 7 | | |
| | | | | |

**Coefficients**

| | |
|---|---|
| $D_{85}$ = 0.2303 mm | $D_{30}$ = 0.0261 mm |
| $D_{60}$ = 0.1202 mm | $D_{15}$ = 0.0066 mm |
| $D_{50}$ = 0.0951 mm | $D_{10}$ = 0.0038 mm |
| $C_u$ = 31.632 | $C_c$ = 1.491 |

**Classification**

ASTM N/A

AASHTO Silty Soils (A-4 (0))

**Sample/Test Description**

Sand/Gravel Particle Shape : ---

Sand/Gravel Hardness : ---

Dispersion Device : Apparatus A - Mech Mixer

Dispersion Period : 1 minute

Est. Specific Gravity : 2.65

Separation of Sample: #200 Sieve

printed 12/7/2020 4:07:16 PM

| | | | | | |
|---|---|---|---|---|---|
| Client: | AECOM | | | | |
| Project: | New Bedford Harbor LTM | | | | |
| Location: | New Bedford, MA | | | Project No: | GTX-312496 |
| Boring ID: | --- | Sample Type: | bag | Tested By: | ckg |
| Sample ID: | S-247-20FSP20-02 | Test Date: | 11/20/20 | Checked By: | bfs |
| Depth : | --- | Test Id: | 583403 | | |
| Test Comment: | --- | | | | |
| Visual Description: | Moist, very dark gray clayey sand | | | | |
| Sample Comment: | --- | | | | |

# Particle Size Analysis - ASTM D6913

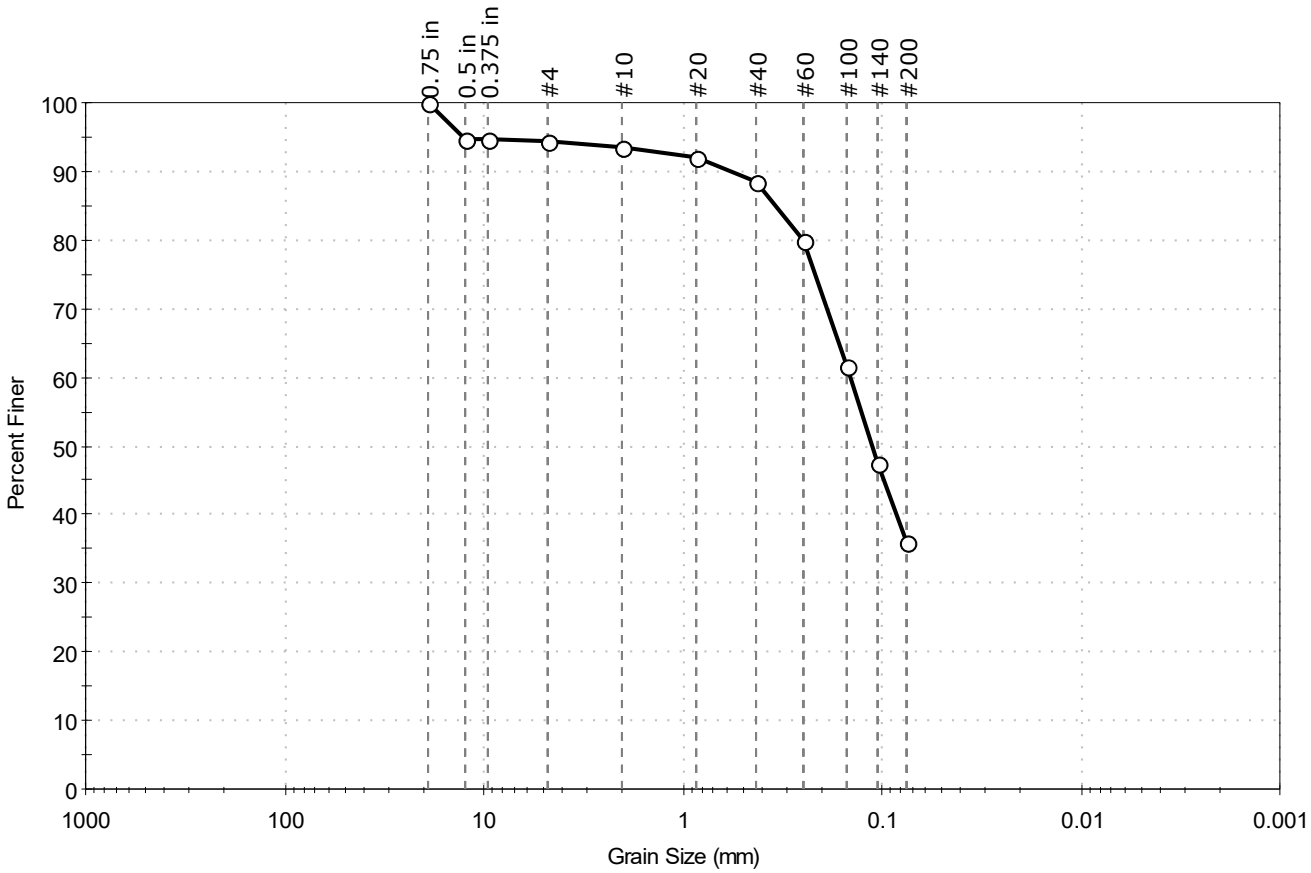


| % Cobble | % Gravel | % Sand | % Silt & Clay Size |
|---|---|---|---|
| — | 5.7 | 58.2 | 36.1 |

| Sieve Name | Sieve Size, mm | Percent Finer | Spec. Percent | Complies |
|---|---|---|---|---|
| 0.75 in | 19.00 | 100 | | |
| 0.5 in | 12.50 | 95 | | |
| 0.375 in | 9.50 | 95 | | |
| #4 | 4.75 | 94 | | |
| #10 | 2.00 | 93 | | |
| #20 | 0.85 | 92 | | |
| #40 | 0.42 | 89 | | |
| #60 | 0.25 | 80 | | |
| #100 | 0.15 | 62 | | |
| #140 | 0.11 | 47 | | |
| #200 | 0.075 | 36 | | |
| | | | | |
| | | | | |

**Coefficients**

$D_{85}$ = 0.3427 mm  $D_{30}$ = N/A

$D_{60}$ = 0.1443 mm  $D_{15}$ = N/A

$D_{50}$ = 0.1128 mm  $D_{10}$ = N/A

$C_u$ = N/A  $C_c$ = N/A

**Classification**

ASTM N/A

AASHTO Silty Soils (A-4 (0))

**Sample/Test Description**

Sand/Gravel Particle Shape : ANGULAR

Sand/Gravel Hardness : HARD

printed 12/7/2020 4:07:18 PM

| | | | | | |
|---|---|---|---|---|---|
| Client: | AECOM | | | | |
| Project: | New Bedford Harbor LTM | | | | |
| Location: | New Bedford, MA | | | Project No: | GTX-312496 |
| Boring ID: | --- | Sample Type: | bag | Tested By: | ckg |
| Sample ID: | S-247-20FSP20-03 | Test Date: | 11/20/20 | Checked By: | bfs |
| Depth : | --- | Test Id: | 583404 | | |
| Test Comment: | --- | | | | |
| Visual Description: | Moist, dark olive gray clayey sand | | | | |
| Sample Comment: | --- | | | | |

# Particle Size Analysis - ASTM D6913

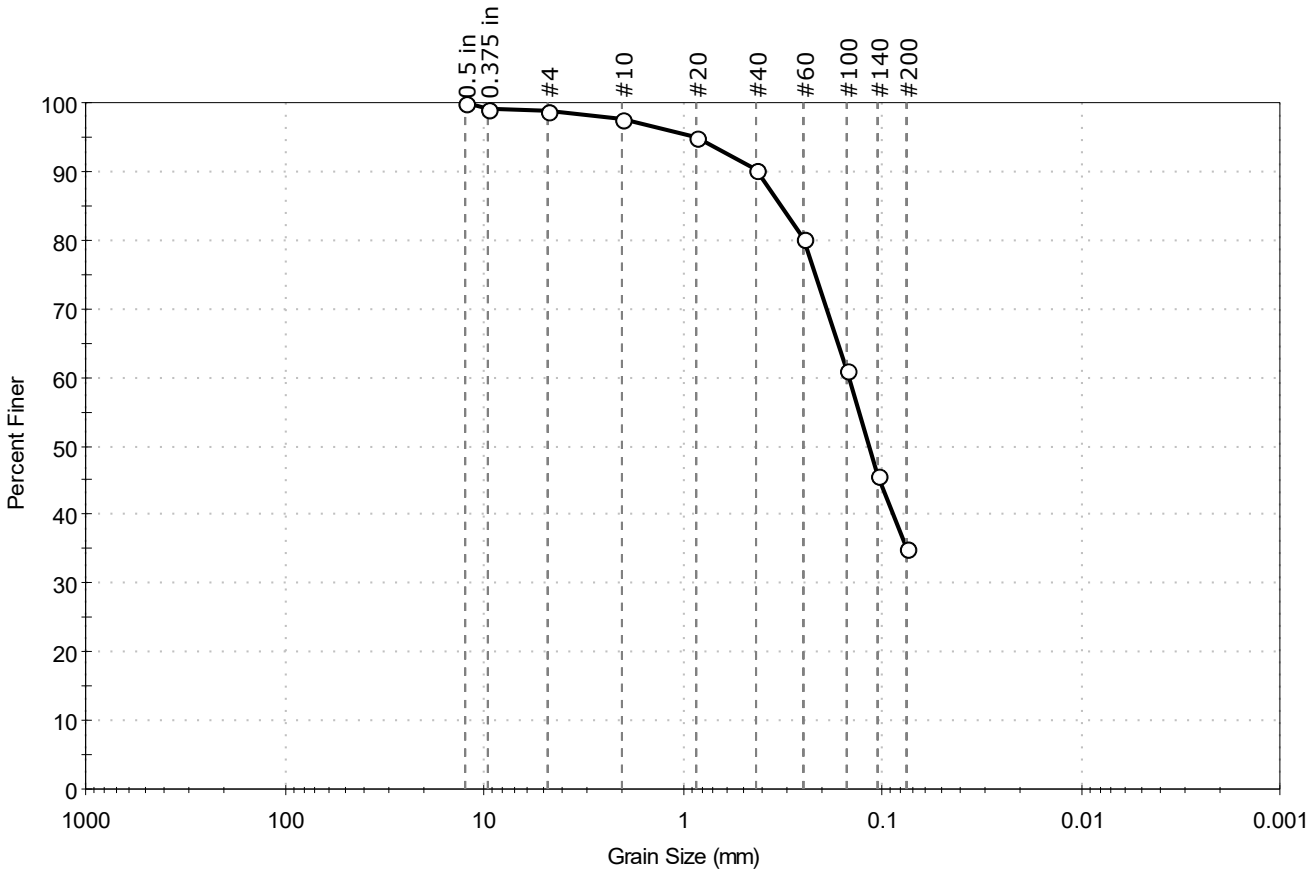


| % Cobble | % Gravel | % Sand | % Silt & Clay Size |
|---|---|---|---|
| — | 1.3 | 63.5 | 35.2 |

| Sieve Name | Sieve Size, mm | Percent Finer | Spec. Percent | Complies |
|---|---|---|---|---|
| 0.5 in | 12.50 | 100 | | |
| 0.375 in | 9.50 | 99 | | |
| #4 | 4.75 | 99 | | |
| #10 | 2.00 | 98 | | |
| #20 | 0.85 | 95 | | |
| #40 | 0.42 | 90 | | |
| #60 | 0.25 | 80 | | |
| #100 | 0.15 | 61 | | |
| #140 | 0.11 | 46 | | |
| #200 | 0.075 | 35 | | |
| | | | | |
| | | | | |

**Coefficients**

$D_{85}$ = 0.3223 mm  $D_{30}$ = N/A
$D_{60}$ = 0.1461 mm  $D_{15}$ = N/A
$D_{50}$ = 0.1167 mm  $D_{10}$ = N/A
$C_u$ = N/A  $C_c$ = N/A

**Classification**

ASTM N/A

AASHTO Silty Soils (A-4 (0))

**Sample/Test Description**

Sand/Gravel Particle Shape : ---

Sand/Gravel Hardness : ---

printed 12/7/2020 4:07:20 PM

| | | | | | |
|---|---|---|---|---|---|
| Client: | AECOM | | | | |
| Project: | New Bedford Harbor LTM | | | | |
| Location: | New Bedford, MA | | | Project No: | GTX-312496 |
| Boring ID: | --- | Sample Type: | bag | Tested By: | ckg |
| Sample ID: | S-249-20FSP20-01 | Test Date: | 11/20/20 | Checked By: | bfs |
| Depth : | --- | Test Id: | 583406 | | |
| Test Comment: | --- | | | | |
| Visual Description: | Moist, very dark gray sandy silt | | | | |
| Sample Comment: | sample contains shells | | | | |

# Particle Size Analysis - ASTM D6913/D7928

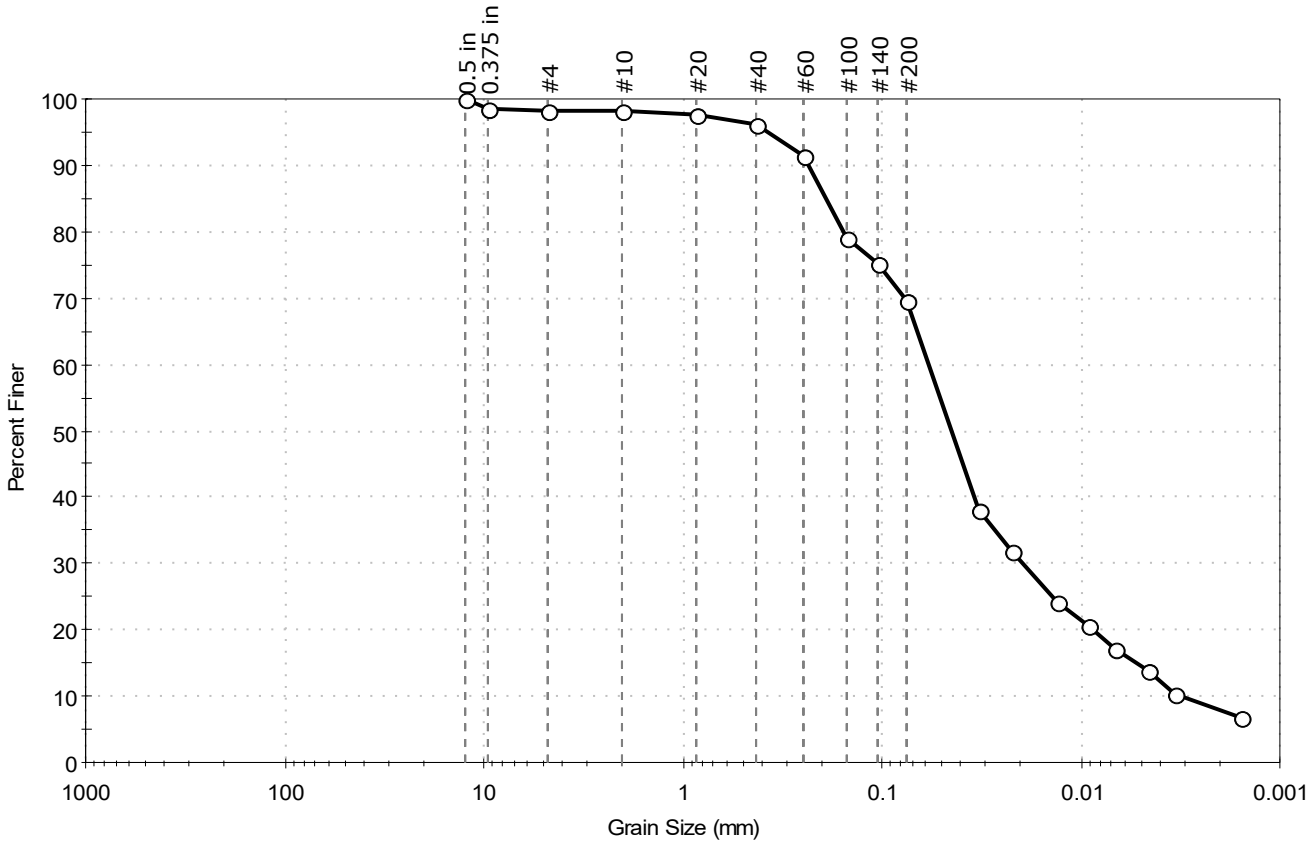


| % Cobble | % Gravel | % Sand | % Silt & Clay Size |
|---|---|---|---|
| — | 1.8 | 28.6 | 69.6 |

| Sieve Name | Sieve Size, mm | Percent Finer | Spec. Percent | Complies |
|---|---|---|---|---|
| 0.5 in | 12.50 | 100 | | |
| 0.375 in | 9.50 | 99 | | |
| #4 | 4.75 | 98 | | |
| #10 | 2.00 | 98 | | |
| #20 | 0.85 | 98 | | |
| #40 | 0.42 | 96 | | |
| #60 | 0.25 | 91 | | |
| #100 | 0.15 | 79 | | |
| #140 | 0.11 | 75 | | |
| #200 | 0.075 | 70 | | |
| Hydrometer | Particle Size (mm) | Percent Finer | Spec. Percent | Complies |
| --- | 0.0325 | 38 | | |
| --- | 0.0225 | 32 | | |
| --- | 0.0131 | 24 | | |
| --- | 0.0092 | 21 | | |
| --- | 0.0067 | 17 | | |
| --- | 0.0047 | 14 | | |
| --- | 0.0034 | 10 | | |
| --- | 0.0016 | 7 | | |
| | | | | |

**Coefficients**

$D_{85}$ = 0.1919 mm  $D_{30}$ = 0.0197 mm
$D_{60}$ = 0.0582 mm  $D_{15}$ = 0.0053 mm
$D_{50}$ = 0.0447 mm  $D_{10}$ = 0.0031 mm
$C_u$ = 18.774  $C_c$ = 2.151

**Classification**

ASTM N/A

AASHTO Silty Soils (A-4 (0))

**Sample/Test Description**

Sand/Gravel Particle Shape : ---
Sand/Gravel Hardness : ---
Dispersion Device : Apparatus A - Mech Mixer
Dispersion Period : 1 minute
Est. Specific Gravity : 2.65
Separation of Sample: #200 Sieve

printed 12/7/2020 4:07:24 PM

| | | | | | |
|---|---|---|---|---|---|
| Client: | AECOM | | | | |
| Project: | New Bedford Harbor LTM | | | | |
| Location: | New Bedford, MA | | | Project No: | GTX-312496 |
| Boring ID: | --- | Sample Type: | bag | Tested By: | ckg |
| Sample ID: | S-249-20FSP20-02 | Test Date: | 11/24/20 | Checked By: | bfs |
| Depth : | --- | Test Id: | 583407 | | |
| Test Comment: | --- | | | | |
| Visual Description: | Moist, dark olive gray clayey sand | | | | |
| Sample Comment: | Sample contains shells | | | | |

# Particle Size Analysis - ASTM D6913

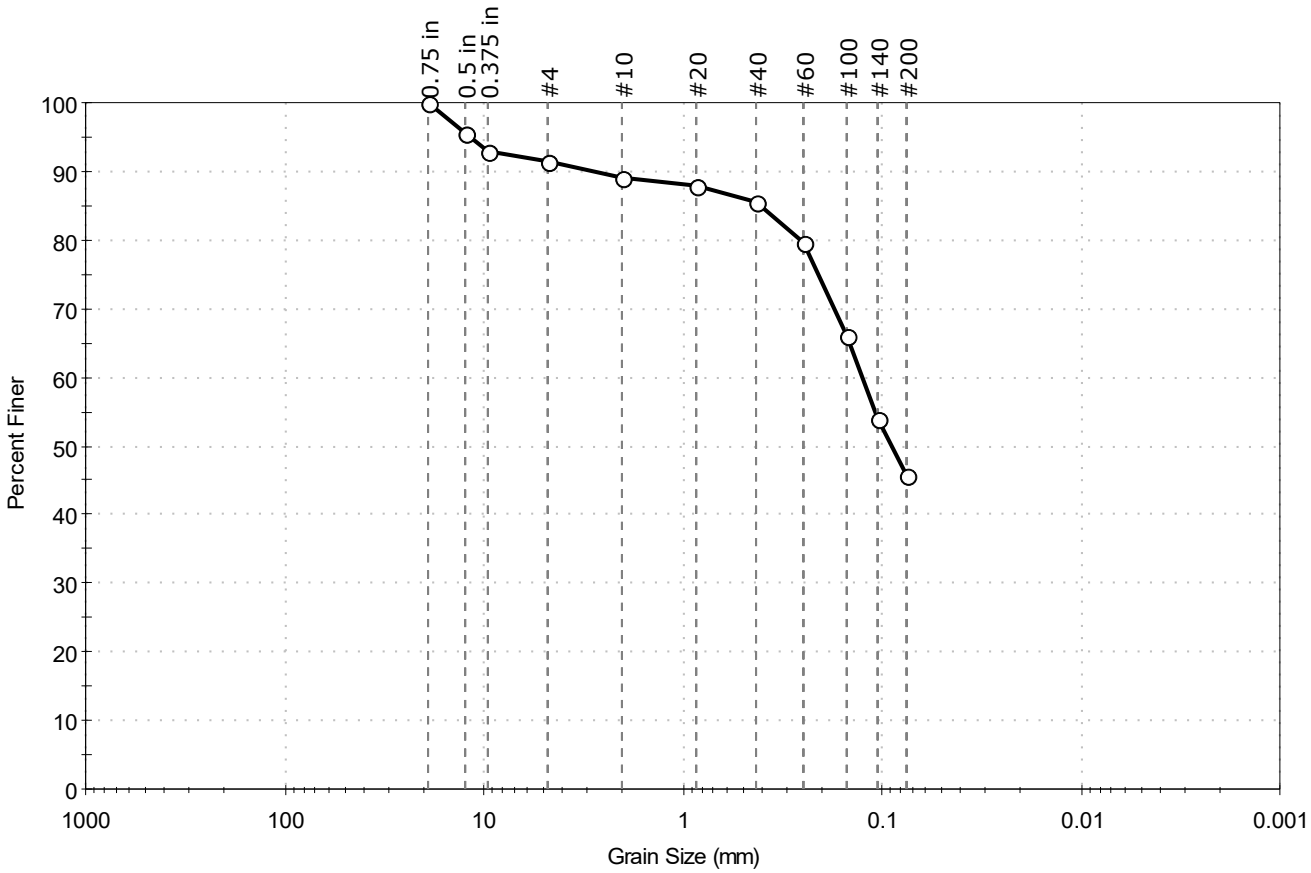


| % Cobble | % Gravel | % Sand | % Silt & Clay Size |
|---|---|---|---|
| — | 8.6 | 45.8 | 45.6 |

| Sieve Name | Sieve Size, mm | Percent Finer | Spec. Percent | Complies |
|---|---|---|---|---|
| 0.75 in | 19.00 | 100 | | |
| 0.5 in | 12.50 | 96 | | |
| 0.375 in | 9.50 | 93 | | |
| #4 | 4.75 | 91 | | |
| #10 | 2.00 | 89 | | |
| #20 | 0.85 | 88 | | |
| #40 | 0.42 | 86 | | |
| #60 | 0.25 | 79 | | |
| #100 | 0.15 | 66 | | |
| #140 | 0.11 | 54 | | |
| #200 | 0.075 | 46 | | |
| | | | | |
| | | | | |

**Coefficients**

$D_{85}$ = 0.4028 mm  $D_{30}$ = N/A

$D_{60}$ = 0.1255 mm  $D_{15}$ = N/A

$D_{50}$ = 0.0897 mm  $D_{10}$ = N/A

$C_u$ = N/A  $C_c$ = N/A

**Classification**

ASTM N/A

AASHTO Silty Soils (A-4 (0))

**Sample/Test Description**

Sand/Gravel Particle Shape : ANGULAR

Sand/Gravel Hardness : HARD

printed 12/7/2020 4:07:26 PM

| | | | | | |
|---|---|---|---|---|---|
| Client: | AECOM | | | | |
| Project: | New Bedford Harbor LTM | | | | |
| Location: | New Bedford, MA | | | Project No: | GTX-312496 |
| Boring ID: | --- | Sample Type: | bag | Tested By: | ckg |
| Sample ID: | S-249-20FSP20-03 | Test Date: | 11/24/20 | Checked By: | bfs |
| Depth : | --- | Test Id: | 583408 | | |
| Test Comment: | --- | | | | |
| Visual Description: | Moist, dark olive gray sandy clay | | | | |
| Sample Comment: | Sample contains shells | | | | |

# Particle Size Analysis - ASTM D6913

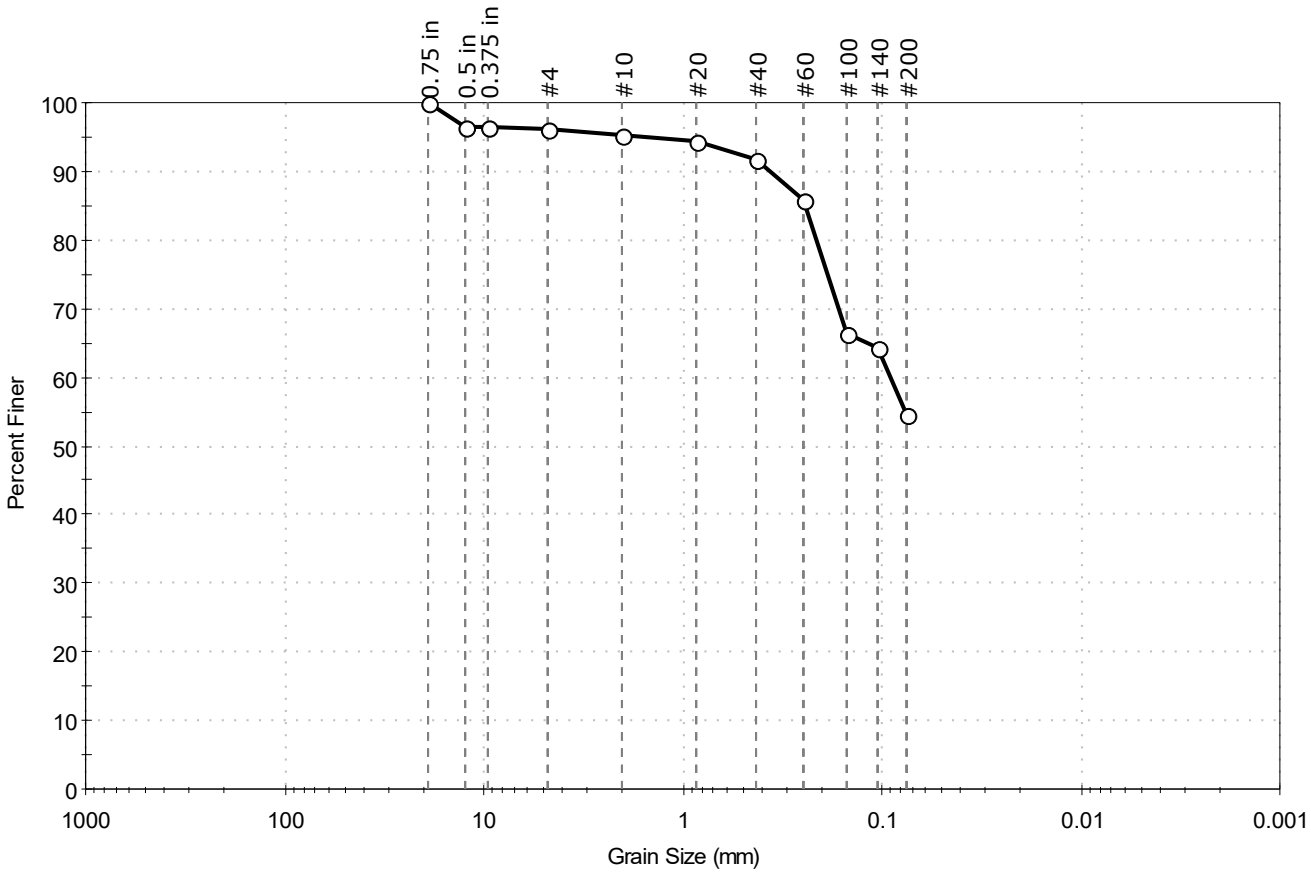


| % Cobble | % Gravel | % Sand | % Silt & Clay Size |
|---|---|---|---|
| -- | 3.9 | 41.4 | 54.7 |

| Sieve Name | Sieve Size, mm | Percent Finer | Spec. Percent | Complies |
|---|---|---|---|---|
| 0.75 in | 19.00 | 100 | | |
| 0.5 in | 12.50 | 97 | | |
| 0.375 in | 9.50 | 96 | | |
| #4 | 4.75 | 96 | | |
| #10 | 2.00 | 95 | | |
| #20 | 0.85 | 94 | | |
| #40 | 0.42 | 92 | | |
| #60 | 0.25 | 86 | | |
| #100 | 0.15 | 66 | | |
| #140 | 0.11 | 64 | | |
| #200 | 0.075 | 55 | | |
| | | | | |
| | | | | |

**Coefficients**

$D_{85}$ = 0.2448 mm  $D_{30}$ = N/A
$D_{60}$ = 0.0910 mm  $D_{15}$ = N/A
$D_{50}$ = N/A  $D_{10}$ = N/A
$C_u$ = N/A  $C_c$ = N/A

**Classification**

ASTM N/A

AASHTO Silty Soils (A-4 (0))

**Sample/Test Description**

Sand/Gravel Particle Shape : ---

Sand/Gravel Hardness : ---

printed 12/7/2020 4:07:29 PM

| | | | | | |
|---|---|---|---|---|---|
| Client: | AECOM | | | | |
| Project: | New Bedford Harbor LTM | | | | |
| Location: | New Bedford, MA | | | Project No: | GTX-312496 |
| Boring ID: | --- | Sample Type: | bag | Tested By: | ckg |
| Sample ID: | S-250-20FSP20-01 | Test Date: | 11/25/20 | Checked By: | bfs |
| Depth : | --- | Test Id: | 583410 | | |
| Test Comment: | --- | | | | |
| Visual Description: | Moist, dark gray silty sand | | | | |
| Sample Comment: | Sample contains shells | | | | |

# Particle Size Analysis - ASTM D6913/D7928

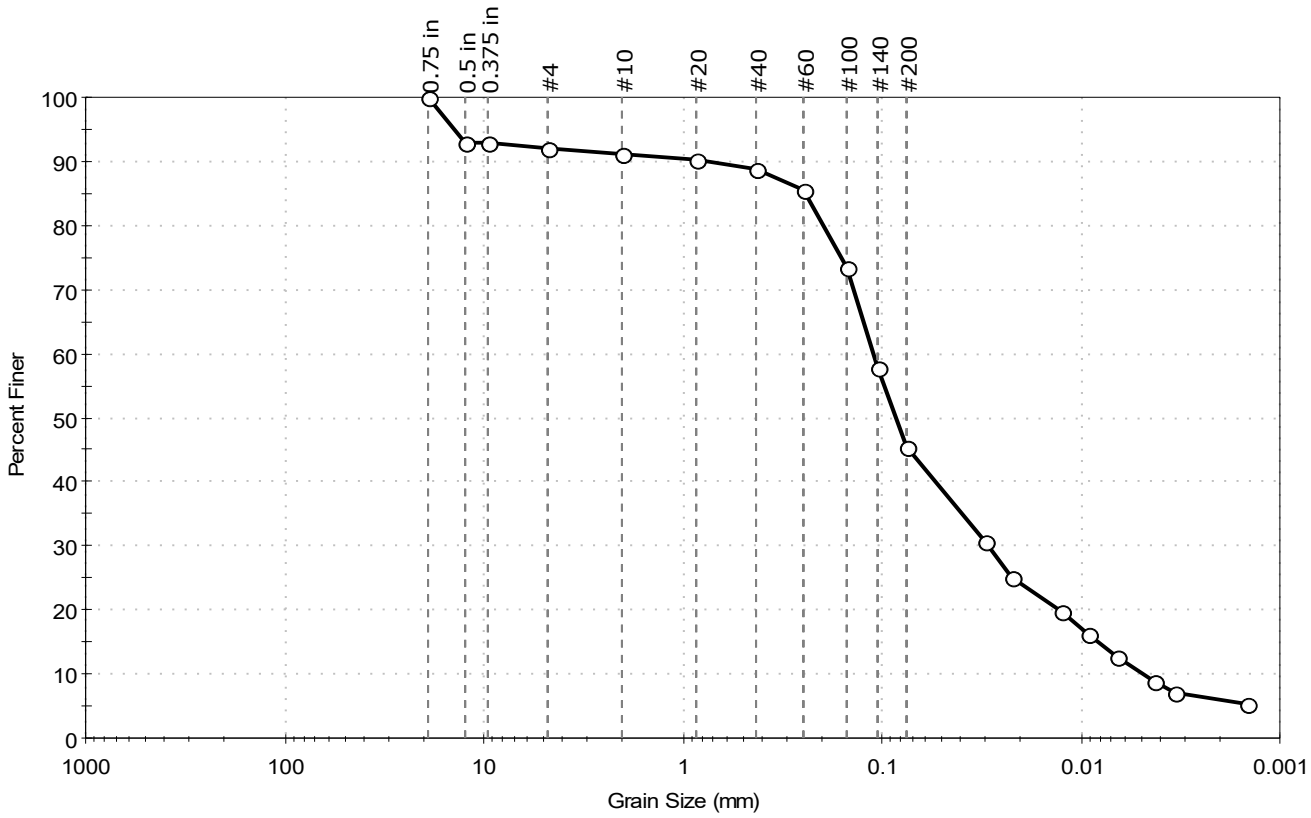


| % Cobble | % Gravel | % Sand | % Silt & Clay Size |
|---|---|---|---|
| – | 7.8 | 46.7 | 45.5 |

| Sieve Name | Sieve Size, mm | Percent Finer | Spec. Percent | Complies |
|---|---|---|---|---|
| 0.75 in | 19.00 | 100 | | |
| 0.5 in | 12.50 | 93 | | |
| 0.375 in | 9.50 | 93 | | |
| #4 | 4.75 | 92 | | |
| #10 | 2.00 | 91 | | |
| #20 | 0.85 | 90 | | |
| #40 | 0.42 | 89 | | |
| #60 | 0.25 | 86 | | |
| #100 | 0.15 | 74 | | |
| #140 | 0.11 | 58 | | |
| #200 | 0.075 | 45 | | |
| Hydrometer | Particle Size (mm) | Percent Finer | Spec. Percent | Complies |
| --- | 0.0304 | 31 | | |
| --- | 0.0221 | 25 | | |
| --- | 0.0125 | 20 | | |
| --- | 0.0091 | 16 | | |
| --- | 0.0066 | 13 | | |
| --- | 0.0043 | 9 | | |
| --- | 0.0034 | 7 | | |
| --- | 0.0014 | 5 | | |
| | | | | |

**Coefficients**

| | |
|---|---|
| $D_{85}$ = 0.2440 mm | $D_{30}$ = 0.0294 mm |
| $D_{60}$ = 0.1113 mm | $D_{15}$ = 0.0082 mm |
| $D_{50}$ = 0.0851 mm | $D_{10}$ = 0.0048 mm |
| $C_u$ = 23.188 | $C_c$ = 1.618 |

**Classification**

ASTM N/A

AASHTO Silty Soils (A-4 (0))

**Sample/Test Description**

Sand/Gravel Particle Shape : ANGULAR

Sand/Gravel Hardness : HARD

Dispersion Device : Apparatus A - Mech Mixer

Dispersion Period : 1 minute

Est. Specific Gravity : 2.65

Separation of Sample: #200 Sieve

printed 12/7/2020 4:07:33 PM

| | | | | | |
|---|---|---|---|---|---|
| Client: | AECOM | | | | |
| Project: | New Bedford Harbor LTM | | | | |
| Location: | New Bedford, MA | | | Project No: | GTX-312496 |
| Boring ID: | --- | Sample Type: | bag | Tested By: | ckg |
| Sample ID: | S-250-20FSP20-02 | Test Date: | 11/20/20 | Checked By: | bfs |
| Depth : | --- | Test Id: | 583411 | | |
| Test Comment: | --- | | | | |
| Visual Description: | Moist, dark olive gray clayey sand | | | | |
| Sample Comment: | Sample contains shells | | | | |

# Particle Size Analysis - ASTM D6913

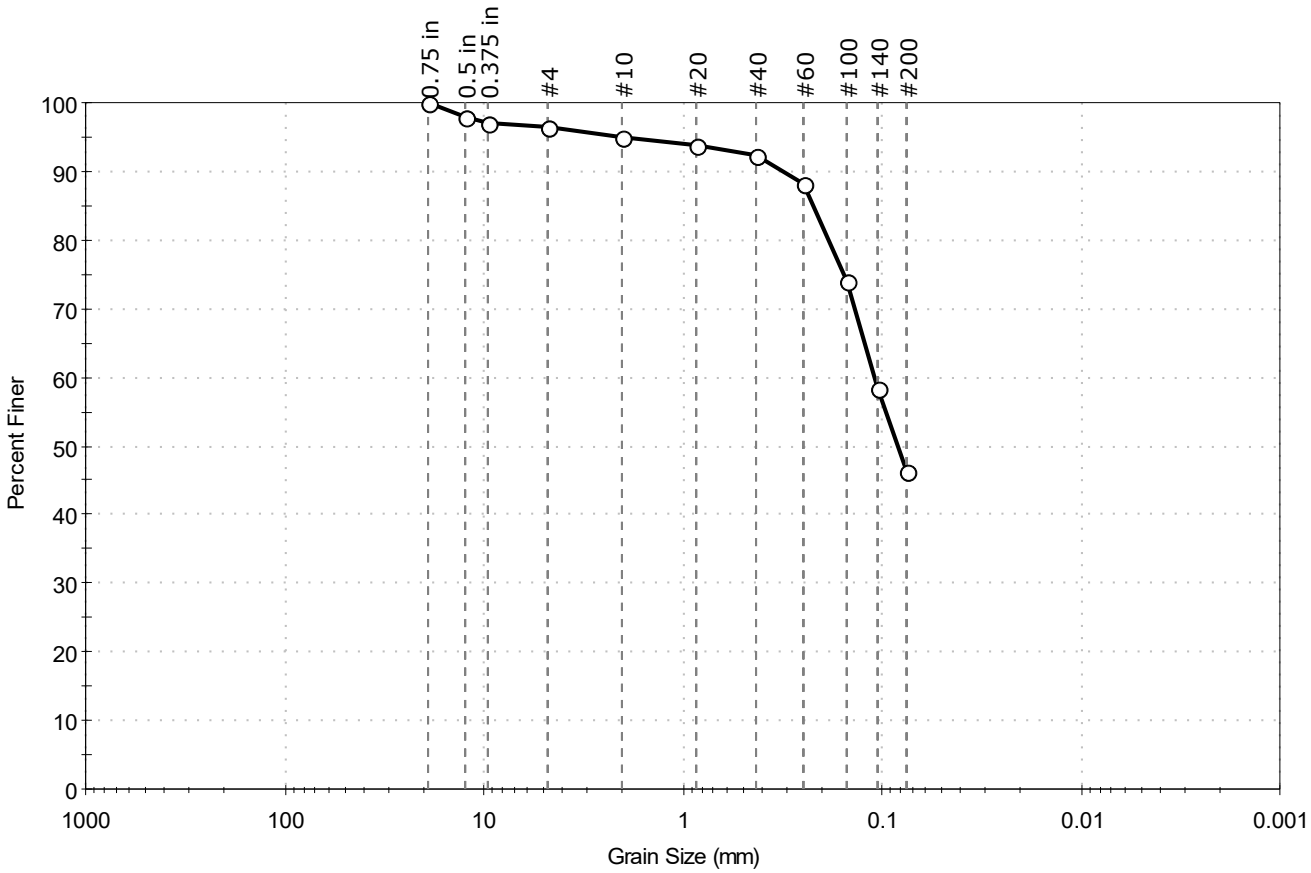


| % Cobble | % Gravel | % Sand | % Silt & Clay Size |
|---|---|---|---|
| -- | 3.5 | 50.1 | 46.4 |

| Sieve Name | Sieve Size, mm | Percent Finer | Spec. Percent | Complies |
|---|---|---|---|---|
| 0.75 in | 19.00 | 100 | | |
| 0.5 in | 12.50 | 98 | | |
| 0.375 in | 9.50 | 97 | | |
| #4 | 4.75 | 97 | | |
| #10 | 2.00 | 95 | | |
| #20 | 0.85 | 94 | | |
| #40 | 0.42 | 92 | | |
| #60 | 0.25 | 88 | | |
| #100 | 0.15 | 74 | | |
| #140 | 0.11 | 58 | | |
| #200 | 0.075 | 46 | | |
| | | | | |
| | | | | |

**Coefficients**

$D_{85}$ = 0.2221 mm  $D_{30}$ = N/A

$D_{60}$ = 0.1098 mm  $D_{15}$ = N/A

$D_{50}$ = 0.0832 mm  $D_{10}$ = N/A

$C_u$ = N/A  $C_c$ = N/A

**Classification**

ASTM N/A

AASHTO Silty Soils (A-4 (0))

**Sample/Test Description**

Sand/Gravel Particle Shape : ---

Sand/Gravel Hardness : ---

printed 12/7/2020 4:07:35 PM

| | | | | | |
|---|---|---|---|---|---|
| Client: | AECOM | | | | |
| Project: | New Bedford Harbor LTM | | | | |
| Location: | New Bedford, MA | | | Project No: | GTX-312496 |
| Boring ID: | --- | Sample Type: | bag | Tested By: | ckg |
| Sample ID: | S-250-20FSP20-03 | Test Date: | 11/18/20 | Checked By: | bfs |
| Depth : | --- | Test Id: | 583412 | | |
| Test Comment: | --- | | | | |
| Visual Description: | Moist, dark olive gray clayey sand | | | | |
| Sample Comment: | Sample contains shells | | | | |

# Particle Size Analysis - ASTM D6913

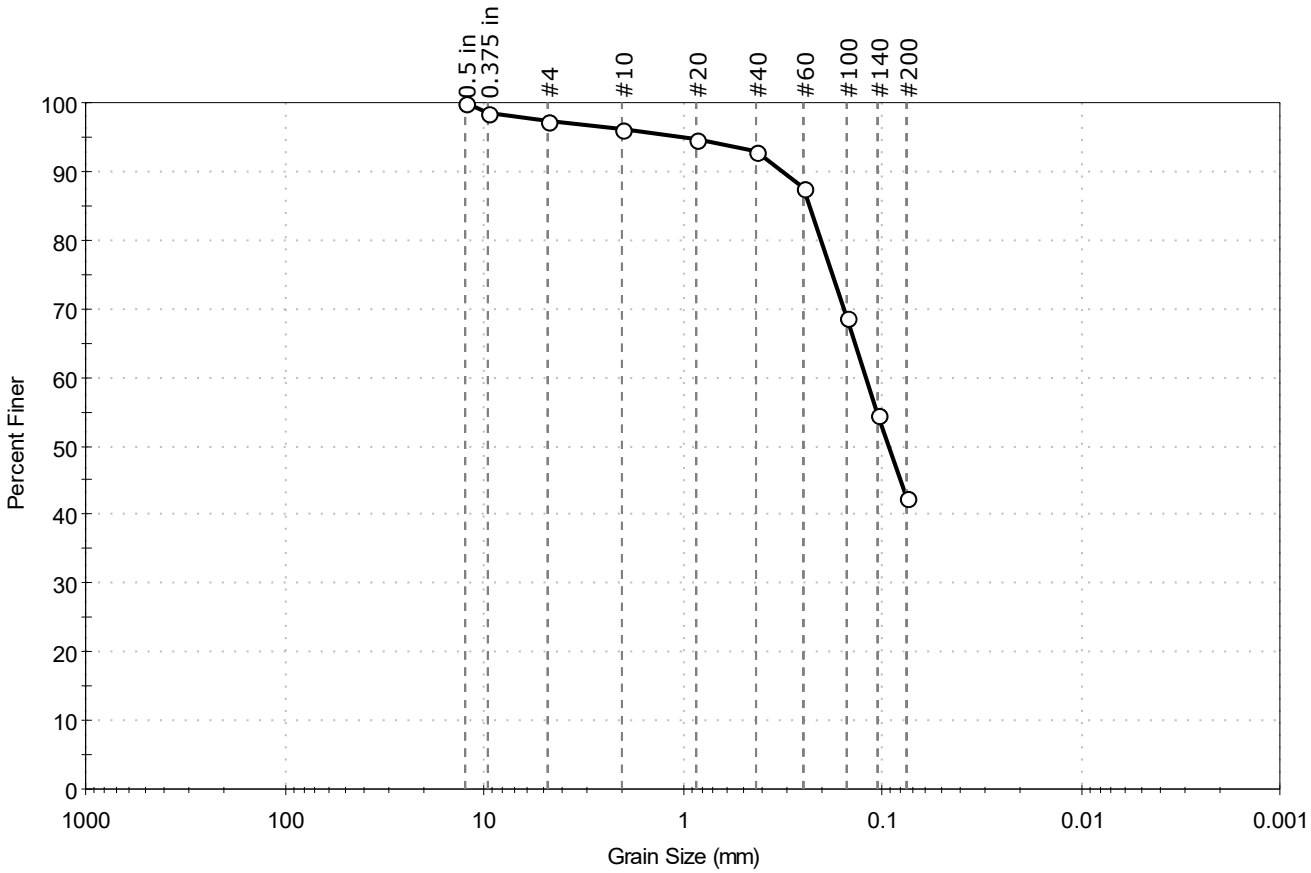


| % Cobble | % Gravel | % Sand | % Silt & Clay Size |
|---|---|---|---|
| — | 2.5 | 55.1 | 42.4 |

| Sieve Name | Sieve Size, mm | Percent Finer | Spec. Percent | Complies |
|---|---|---|---|---|
| 0.5 in | 12.50 | 100 | | |
| 0.375 in | 9.50 | 98 | | |
| #4 | 4.75 | 97 | | |
| #10 | 2.00 | 96 | | |
| #20 | 0.85 | 95 | | |
| #40 | 0.42 | 93 | | |
| #60 | 0.25 | 88 | | |
| #100 | 0.15 | 69 | | |
| #140 | 0.11 | 54 | | |
| #200 | 0.075 | 42 | | |
| | | | | |
| | | | | |

**Coefficients**

$D_{85}$ = 0.2330 mm  $D_{30}$ = N/A

$D_{60}$ = 0.1212 mm  $D_{15}$ = N/A

$D_{50}$ = 0.0933 mm  $D_{10}$ = N/A

$C_u$ = N/A  $C_c$ = N/A

**Classification**

ASTM N/A

AASHTO Silty Soils (A-4 (0))

**Sample/Test Description**

Sand/Gravel Particle Shape : ---

Sand/Gravel Hardness : ---

printed 12/7/2020 4:07:37 PM

| | | | | | |
|---|---|---|---|---|---|
| Client: | AECOM | | | | |
| Project: | New Bedford Harbor LTM | | | | |
| Location: | New Bedford, MA | | | Project No: | GTX-312496 |
| Boring ID: | --- | Sample Type: | bag | Tested By: | ckg |
| Sample ID: | S-253-20FSP20-01 | Test Date: | 11/24/20 | Checked By: | bfs |
| Depth : | --- | Test Id: | 583414 | | |
| Test Comment: | --- | | | | |
| Visual Description: | Moist, very dark gray sandy silt | | | | |
| Sample Comment: | --- | | | | |

# Particle Size Analysis - ASTM D6913/D7928

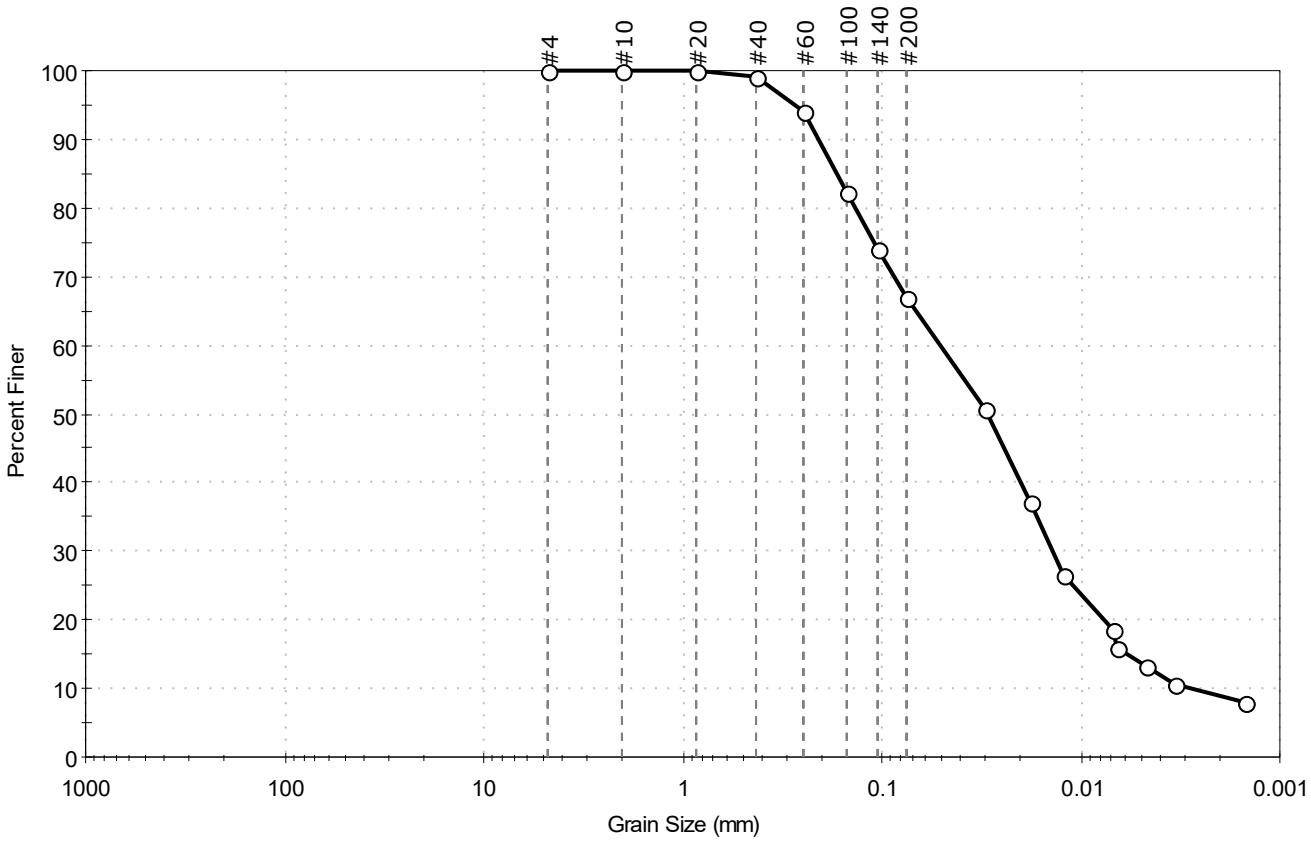


| % Cobble | % Gravel | % Sand | % Silt & Clay Size |
|---|---|---|---|
| — | 0.0 | 32.9 | 67.1 |

| Sieve Name | Sieve Size, mm | Percent Finer | Spec. Percent | Complies |
|---|---|---|---|---|
| #4 | 4.75 | 100 | | |
| #10 | 2.00 | 100 | | |
| #20 | 0.85 | 100 | | |
| #40 | 0.42 | 99 | | |
| #60 | 0.25 | 94 | | |
| #100 | 0.15 | 82 | | |
| #140 | 0.11 | 74 | | |
| #200 | 0.075 | 67 | | |
| Hydrometer | Particle Size (mm) | Percent Finer | Spec. Percent | Complies |
| --- | 0.0306 | 51 | | |
| --- | 0.0181 | 37 | | |
| --- | 0.0122 | 27 | | |
| --- | 0.0070 | 19 | | |
| --- | 0.0066 | 16 | | |
| --- | 0.0047 | 13 | | |
| --- | 0.0034 | 11 | | |
| --- | 0.0015 | 8 | | |
| | | | | |

**Coefficients**

$D_{85}$ = 0.1689 mm  $D_{30}$ = 0.0138 mm
$D_{60}$ = 0.0510 mm  $D_{15}$ = 0.0058 mm
$D_{50}$ = 0.0298 mm  $D_{10}$ = 0.0028 mm
$C_u$ = 18.214  $C_c$ = 1.334

**Classification**

ASTM N/A

AASHTO Silty Soils (A-4 (0))

**Sample/Test Description**

Sand/Gravel Particle Shape : ---
Sand/Gravel Hardness : ---
Dispersion Device : Apparatus A - Mech Mixer
Dispersion Period : 1 minute
Est. Specific Gravity : 2.65
Separation of Sample: #200 Sieve

printed 12/7/2020 4:07:40 PM

| | | | | | |
|---|---|---|---|---|---|
| Client: | AECOM | | | | |
| Project: | New Bedford Harbor LTM | | | | |
| Location: | New Bedford, MA | | | Project No: | GTX-312496 |
| Boring ID: | --- | Sample Type: | bag | Tested By: | ckg |
| Sample ID: | S-253-20FSP20-02 | Test Date: | 11/24/20 | Checked By: | bfs |
| Depth : | --- | Test Id: | 583415 | | |
| Test Comment: | --- | | | | |
| Visual Description: | Moist, black sandy clay | | | | |
| Sample Comment: | --- | | | | |

# Particle Size Analysis - ASTM D6913

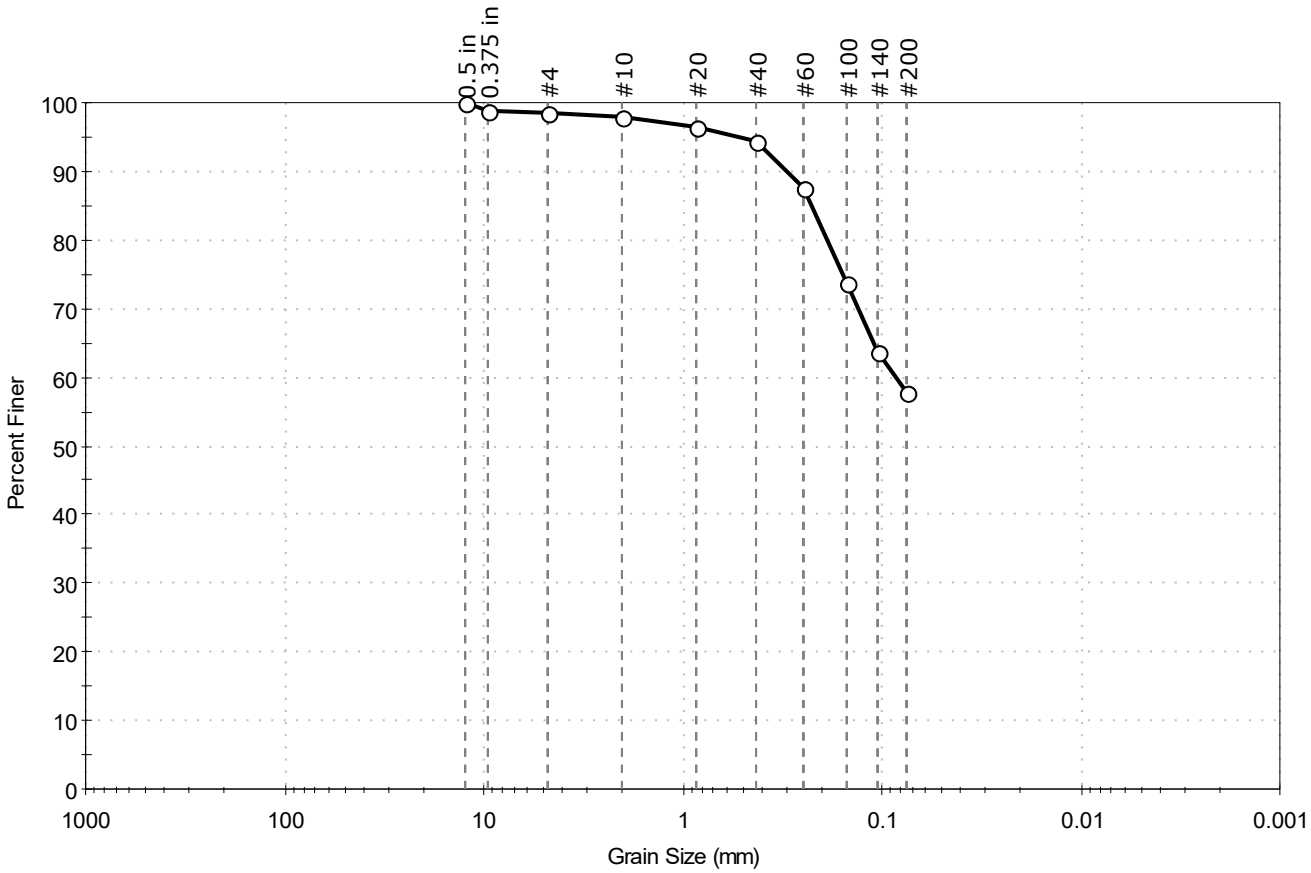


| % Cobble | % Gravel | % Sand | % Silt & Clay Size |
|---|---|---|---|
| — | 1.4 | 40.8 | 57.8 |

| Sieve Name | Sieve Size, mm | Percent Finer | Spec. Percent | Complies |
|---|---|---|---|---|
| 0.5 in | 12.50 | 100 | | |
| 0.375 in | 9.50 | 99 | | |
| #4 | 4.75 | 99 | | |
| #10 | 2.00 | 98 | | |
| #20 | 0.85 | 97 | | |
| #40 | 0.42 | 94 | | |
| #60 | 0.25 | 88 | | |
| #100 | 0.15 | 74 | | |
| #140 | 0.11 | 64 | | |
| #200 | 0.075 | 58 | | |
| | | | | |
| | | | | |

**Coefficients**

$D_{85}$ = 0.2280 mm  $D_{30}$ = N/A
$D_{60}$ = 0.0854 mm  $D_{15}$ = N/A
$D_{50}$ = N/A  $D_{10}$ = N/A
$C_u$ = N/A  $C_c$ = N/A

**Classification**

ASTM N/A

AASHTO Silty Soils (A-4 (0))

**Sample/Test Description**

Sand/Gravel Particle Shape : ---

Sand/Gravel Hardness : ---

printed 12/7/2020 4:07:42 PM

| | | | | | |
|---|---|---|---|---|---|
| Client: | AECOM | | | | |
| Project: | New Bedford Harbor LTM | | | | |
| Location: | New Bedford, MA | | | Project No: | GTX-312496 |
| Boring ID: | --- | Sample Type: | bag | Tested By: | ckg |
| Sample ID: | S-253-20FSP20-03 | Test Date: | 11/24/20 | Checked By: | bfs |
| Depth : | --- | Test Id: | 583416 | | |
| Test Comment: | --- | | | | |
| Visual Description: | Moist, dark grayish brown silt with sand | | | | |
| Sample Comment: | --- | | | | |

# Particle Size Analysis - ASTM D6913

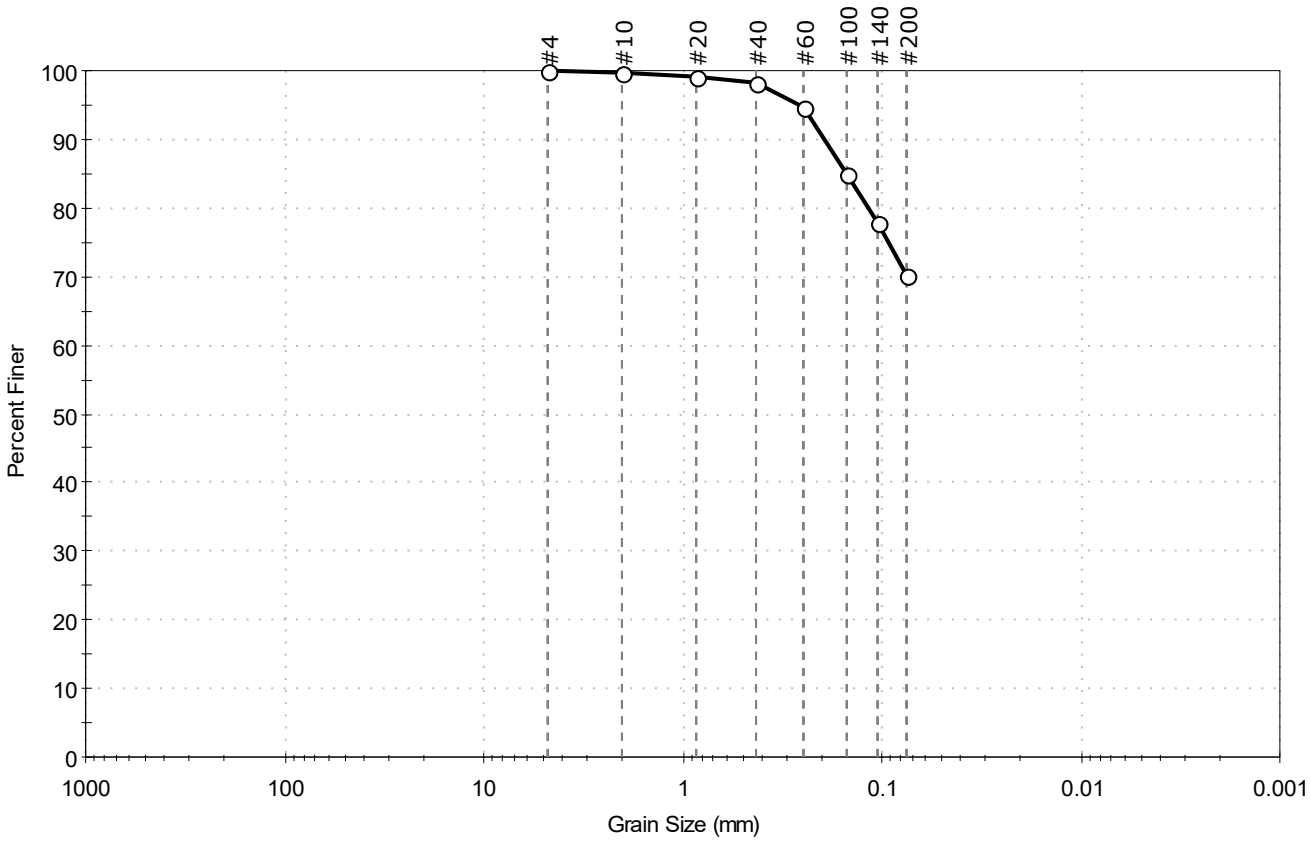


| % Cobble | % Gravel | % Sand | % Silt & Clay Size |
|---|---|---|---|
| -- | 0.0 | 29.8 | 70.2 |

| Sieve Name | Sieve Size, mm | Percent Finer | Spec. Percent | Complies |
|---|---|---|---|---|
| #4 | 4.75 | 100 | | |
| #10 | 2.00 | 100 | | |
| #20 | 0.85 | 99 | | |
| #40 | 0.42 | 98 | | |
| #60 | 0.25 | 95 | | |
| #100 | 0.15 | 85 | | |
| #140 | 0.11 | 78 | | |
| #200 | 0.075 | 70 | | |
| | | | | |
| | | | | |

**Coefficients**

$D_{85}$ = 0.1498 mm  $D_{30}$ = N/A

$D_{60}$ = N/A  $D_{15}$ = N/A

$D_{50}$ = N/A  $D_{10}$ = N/A

$C_u$ = N/A  $C_c$ = N/A

**Classification**

ASTM N/A

AASHTO Silty Soils (A-4 (0))

**Sample/Test Description**

Sand/Gravel Particle Shape : ---

Sand/Gravel Hardness : ---

printed 12/7/2020 4:07:44 PM

| | | | | | |
|---|---|---|---|---|---|
| Client: | AECOM | | | | |
| Project: | New Bedford Harbor LTM | | | | |
| Location: | New Bedford, MA | | | Project No: | GTX-312496 |
| Boring ID: | --- | Sample Type: | bag | Tested By: | ckg |
| Sample ID: | S-304-20FSP20-01 | Test Date: | 12/01/20 | Checked By: | bfs |
| Depth : | --- | Test Id: | 583418 | | |
| Test Comment: | --- | | | | |
| Visual Description: | Moist, dark olive gray clayey sand | | | | |
| Sample Comment: | --- | | | | |

# Particle Size Analysis - ASTM D6913/D7928

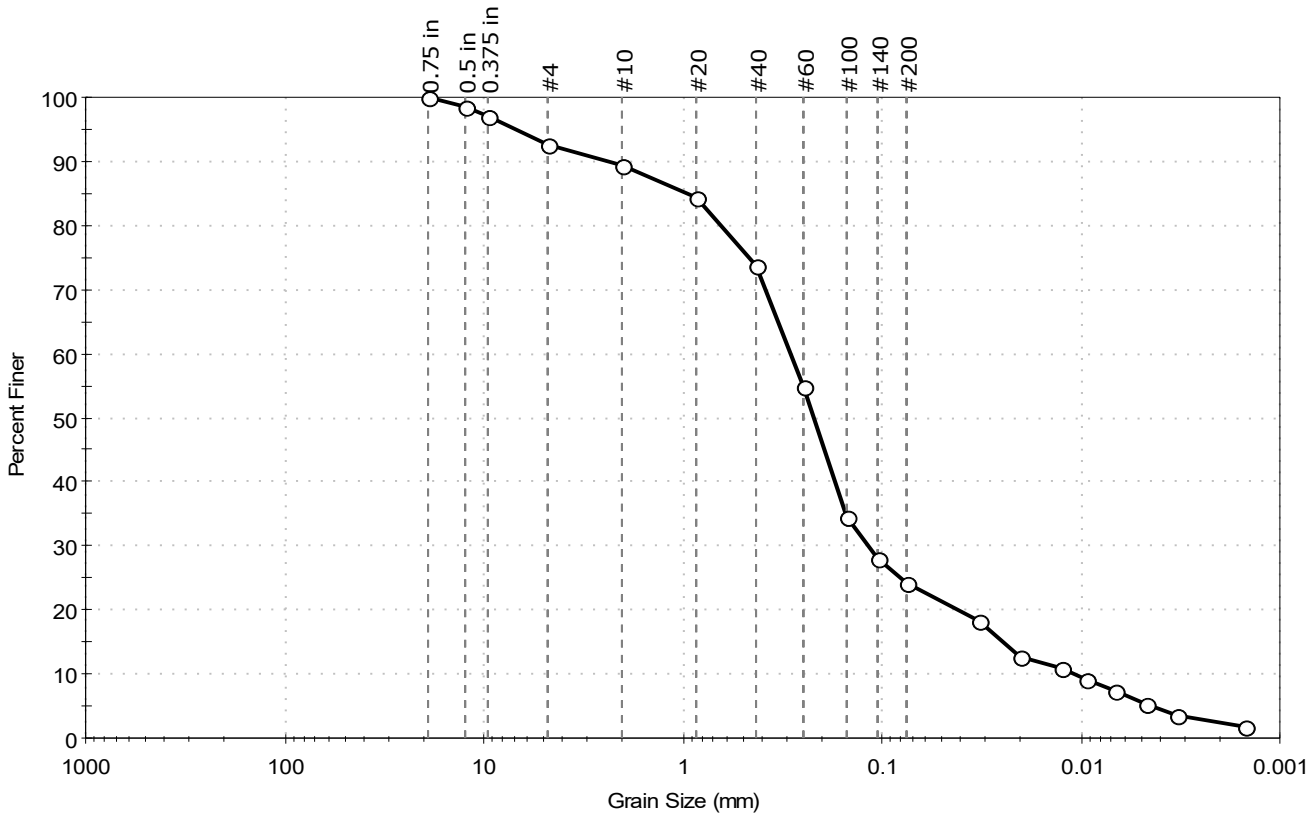


| % Cobble | % Gravel | % Sand | % Silt & Clay Size |
|---|---|---|---|
| – | 7.4 | 68.3 | 24.3 |

| Sieve Name | Sieve Size, mm | Percent Finer | Spec. Percent | Complies |
|---|---|---|---|---|
| 0.75 in | 19.00 | 100 | | |
| 0.5 in | 12.50 | 99 | | |
| 0.375 in | 9.50 | 97 | | |
| #4 | 4.75 | 93 | | |
| #10 | 2.00 | 89 | | |
| #20 | 0.85 | 84 | | |
| #40 | 0.42 | 74 | | |
| #60 | 0.25 | 55 | | |
| #100 | 0.15 | 35 | | |
| #140 | 0.11 | 28 | | |
| #200 | 0.075 | 24 | | |
| Hydrometer | Particle Size (mm) | Percent Finer | Spec. Percent | Complies |
| --- | 0.0324 | 18 | | |
| --- | 0.0201 | 13 | | |
| --- | 0.0124 | 11 | | |
| --- | 0.0094 | 9 | | |
| --- | 0.0068 | 7 | | |
| --- | 0.0047 | 5 | | |
| --- | 0.0033 | 4 | | |
| --- | 0.0015 | 2 | | |
| | | | | |

**Coefficients**

| | |
|---|---|
| $D_{85}$ = 0.9341 mm | $D_{30}$ = 0.1183 mm |
| $D_{60}$ = 0.2883 mm | $D_{15}$ = 0.0246 mm |
| $D_{50}$ = 0.2207 mm | $D_{10}$ = 0.0108 mm |
| $C_u$ = 26.694 | $C_c$ = 4.495 |

**Classification**

ASTM N/A

AASHTO Silty Gravel and Sand (A-2-4 (0))

**Sample/Test Description**

Sand/Gravel Particle Shape : ANGULAR

Sand/Gravel Hardness : HARD

Dispersion Device : Apparatus A - Mech Mixer

Dispersion Period : 1 minute

Est. Specific Gravity : 2.65

Separation of Sample: #200 Sieve

printed 12/7/2020 4:07:48 PM

| | | | | | |
|---|---|---|---|---|---|
| Client: | AECOM | | | | |
| Project: | New Bedford Harbor LTM | | | | |
| Location: | New Bedford, MA | | | Project No: | GTX-312496 |
| Boring ID: | --- | Sample Type: | bag | Tested By: | ckg |
| Sample ID: | S-304-20FSP20-02 | Test Date: | 11/20/20 | Checked By: | bfs |
| Depth : | --- | Test Id: | 583419 | | |
| Test Comment: | --- | | | | |
| Visual Description: | Moist, grayish brown silty sand | | | | |
| Sample Comment: | Sample contains shells | | | | |

# Particle Size Analysis - ASTM D6913

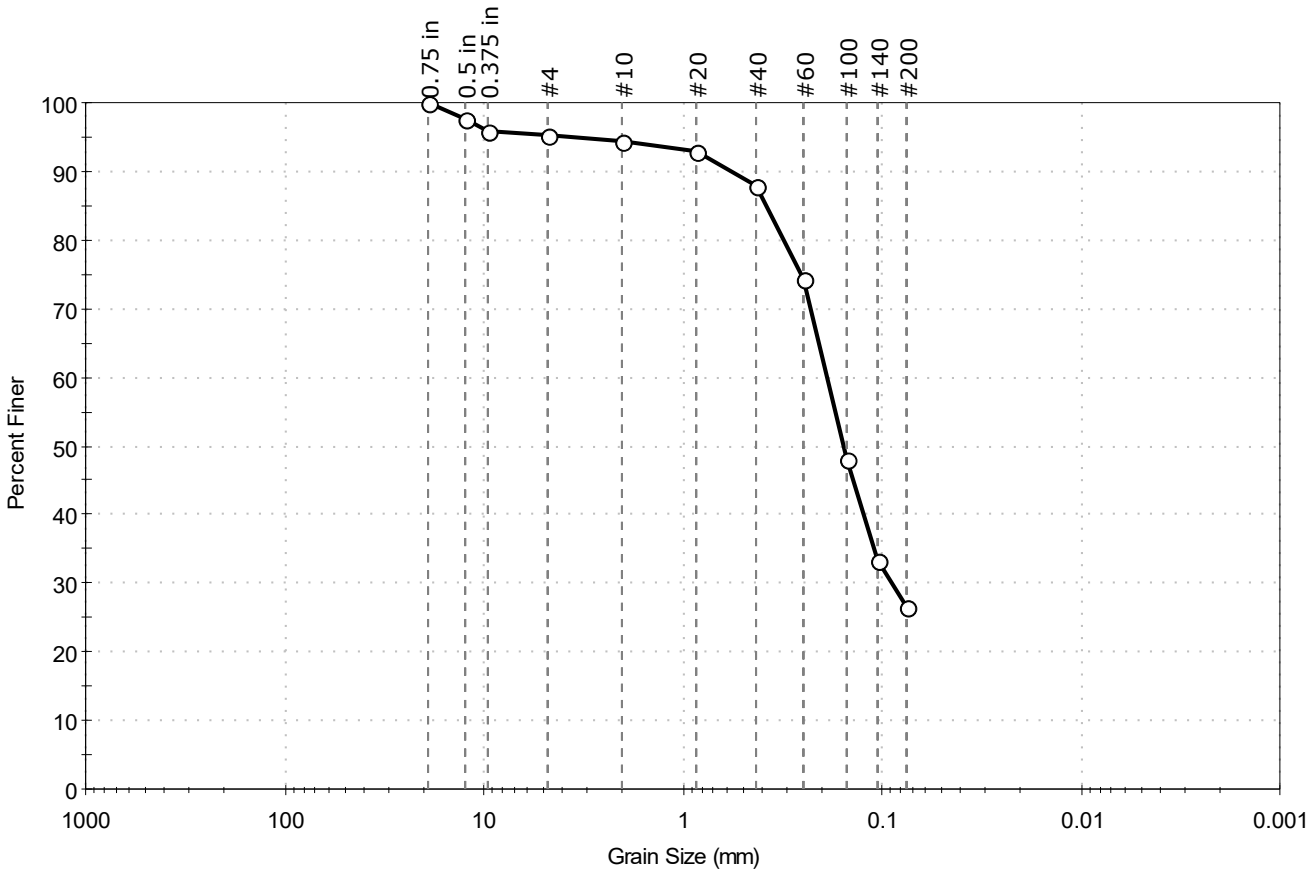


| % Cobble | % Gravel | % Sand | % Silt & Clay Size |
|---|---|---|---|
| -- | 4.7 | 68.8 | 26.5 |

| Sieve Name | Sieve Size, mm | Percent Finer | Spec. Percent | Complies |
|---|---|---|---|---|
| 0.75 in | 19.00 | 100 | | |
| 0.5 in | 12.50 | 98 | | |
| 0.375 in | 9.50 | 96 | | |
| #4 | 4.75 | 95 | | |
| #10 | 2.00 | 94 | | |
| #20 | 0.85 | 93 | | |
| #40 | 0.42 | 88 | | |
| #60 | 0.25 | 74 | | |
| #100 | 0.15 | 48 | | |
| #140 | 0.11 | 33 | | |
| #200 | 0.075 | 27 | | |
| | | | | |
| | | | | |

**Coefficients**

$D_{85}$ = 0.3811 mm  $D_{30}$ = 0.0897 mm
$D_{60}$ = 0.1891 mm  $D_{15}$ = N/A
$D_{50}$ = 0.1553 mm  $D_{10}$ = N/A
$C_u$ = N/A  $C_c$ = N/A

**Classification**

ASTM N/A

AASHTO Silty Gravel and Sand (A-2-4 (0))

**Sample/Test Description**

Sand/Gravel Particle Shape : ANGULAR

Sand/Gravel Hardness : HARD

printed 12/7/2020 4:07:50 PM

| | | | | | |
|---|---|---|---|---|---|
| Client: | AECOM | | | | |
| Project: | New Bedford Harbor LTM | | | | |
| Location: | New Bedford, MA | | | Project No: | GTX-312496 |
| Boring ID: | --- | Sample Type: | bag | Tested By: | ckg |
| Sample ID: | S-304-20FSP20-03 | Test Date: | 11/20/20 | Checked By: | bfs |
| Depth : | --- | Test Id: | 583420 | | |
| Test Comment: | --- | | | | |
| Visual Description: | Moist, dark grayish brown silty sand | | | | |
| Sample Comment: | Sample contains shells | | | | |

# Particle Size Analysis - ASTM D6913

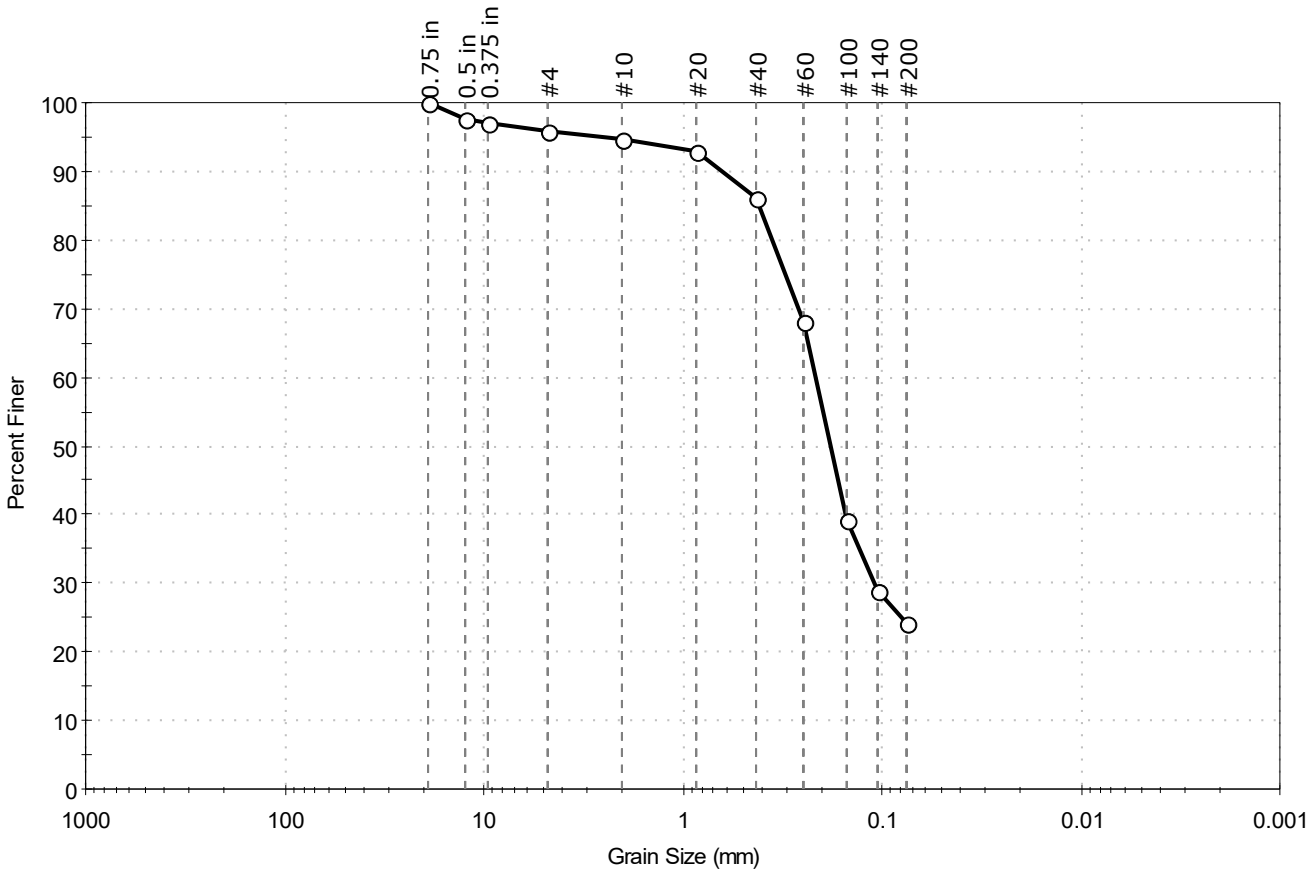


| % Cobble | % Gravel | % Sand | % Silt & Clay Size |
|---|---|---|---|
| -- | 4.1 | 71.8 | 24.1 |

| Sieve Name | Sieve Size, mm | Percent Finer | Spec. Percent | Complies |
|---|---|---|---|---|
| 0.75 in | 19.00 | 100 | | |
| 0.5 in | 12.50 | 98 | | |
| 0.375 in | 9.50 | 97 | | |
| #4 | 4.75 | 96 | | |
| #10 | 2.00 | 95 | | |
| #20 | 0.85 | 93 | | |
| #40 | 0.42 | 86 | | |
| #60 | 0.25 | 68 | | |
| #100 | 0.15 | 39 | | |
| #140 | 0.11 | 29 | | |
| #200 | 0.075 | 24 | | |
| | | | | |
| | | | | |

**Coefficients**

$D_{85}$ = 0.4110 mm  $D_{30}$ = 0.1100 mm
$D_{60}$ = 0.2162 mm  $D_{15}$ = N/A
$D_{50}$ = 0.1813 mm  $D_{10}$ = N/A
$C_u$ = N/A  $C_c$ = N/A

**Classification**

ASTM N/A

AASHTO Silty Gravel and Sand (A-2-4 (0))

**Sample/Test Description**

Sand/Gravel Particle Shape : ANGULAR

Sand/Gravel Hardness : HARD

printed 12/7/2020 4:07:52 PM

| | | | | | |
|---|---|---|---|---|---|
| Client: | AECOM | | | | |
| Project: | New Bedford Harbor LTM | | | | |
| Location: | New Bedford, MA | | | Project No: | GTX-312496 |
| Boring ID: | --- | Sample Type: | bag | Tested By: | ckg |
| Sample ID: | S-306-20FSP20-01 | Test Date: | 11/30/20 | Checked By: | bfs |
| Depth : | --- | Test Id: | 583422 | | |
| Test Comment: | --- | | | | |
| Visual Description: | Moist, dark grayish brown sand | | | | |
| Sample Comment: | --- | | | | |

# Particle Size Analysis - ASTM D6913/D7928

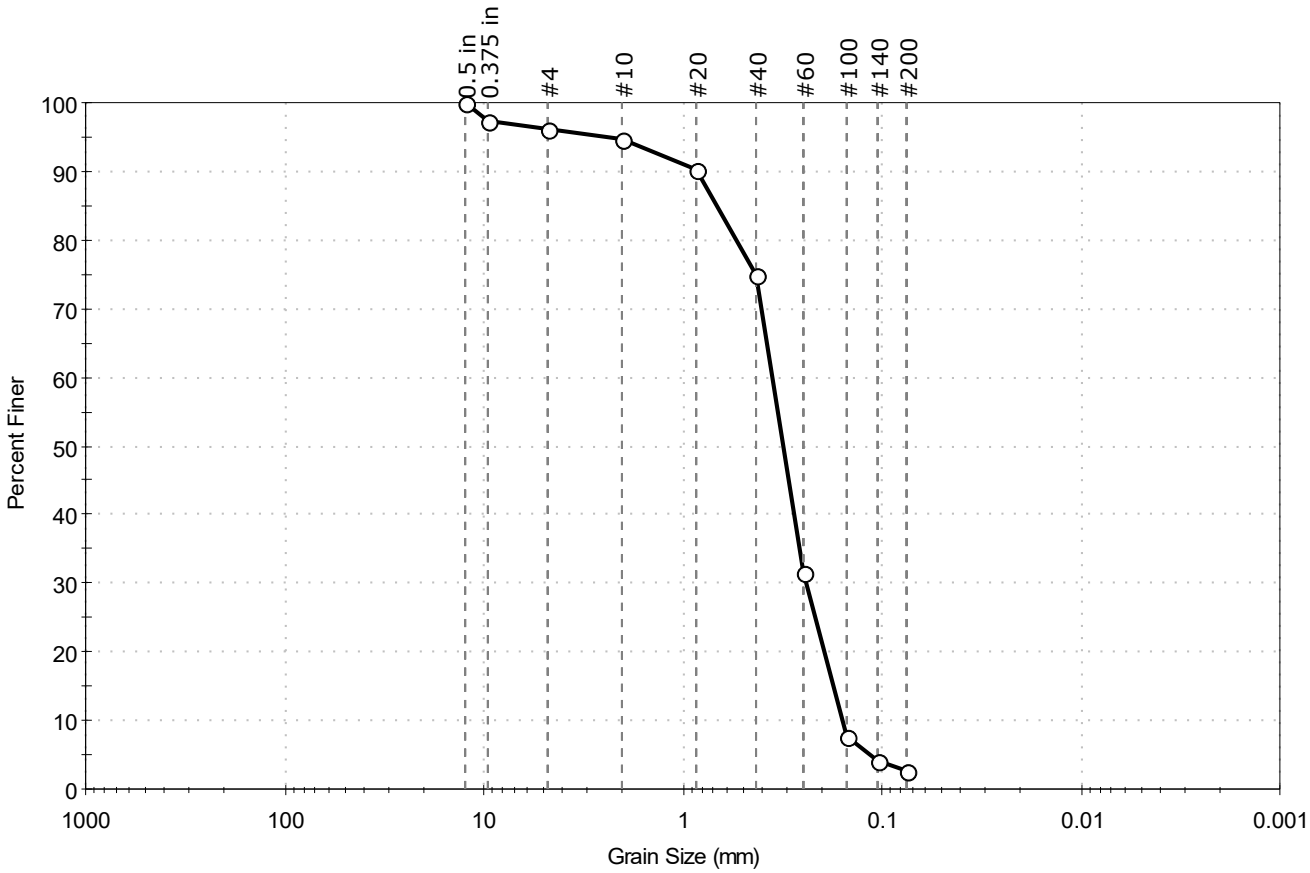


| % Cobble | % Gravel | % Sand | % Silt & Clay Size |
|---|---|---|---|
| — | 4.0 | 93.4 | 2.6 |

| Sieve Name | Sieve Size, mm | Percent Finer | Spec. Percent | Complies |
|---|---|---|---|---|
| 0.5 in | 12.50 | 100 | | |
| 0.375 in | 9.50 | 97 | | |
| #4 | 4.75 | 96 | | |
| #10 | 2.00 | 95 | | |
| #20 | 0.85 | 90 | | |
| #40 | 0.42 | 75 | | |
| #60 | 0.25 | 32 | | |
| #100 | 0.15 | 8 | | |
| #140 | 0.11 | 4 | | |
| #200 | 0.075 | 2.6 | | |
| | | | | |
| | | | | |

**Coefficients**

$D_{85}$ = 0.6692 mm  $D_{30}$ = 0.2416 mm

$D_{60}$ = 0.3543 mm  $D_{15}$ = 0.1755 mm

$D_{50}$ = 0.3133 mm  $D_{10}$ = 0.1578 mm

$C_u$ = 2.245  $C_c$ = 1.044

**Classification**

ASTM  Poorly graded SAND (SP)

AASHTO  Fine Sand (A-3 (1))

**Sample/Test Description**

Sand/Gravel Particle Shape : ---

Sand/Gravel Hardness : ---

printed 12/7/2020 4:07:54 PM

| | | | | | |
|---|---|---|---|---|---|
| Client: | AECOM | | | | |
| Project: | New Bedford Harbor LTM | | | | |
| Location: | New Bedford, MA | | | Project No: | GTX-312496 |
| Boring ID: | --- | Sample Type: | bag | Tested By: | ckg |
| Sample ID: | S-306-20FSP20-03 | Test Date: | 11/20/20 | Checked By: | bfs |
| Depth : | --- | Test Id: | 583424 | | |
| Test Comment: | --- | | | | |
| Visual Description: | Moist, dark gray sand | | | | |
| Sample Comment: | --- | | | | |

# Particle Size Analysis - ASTM D6913

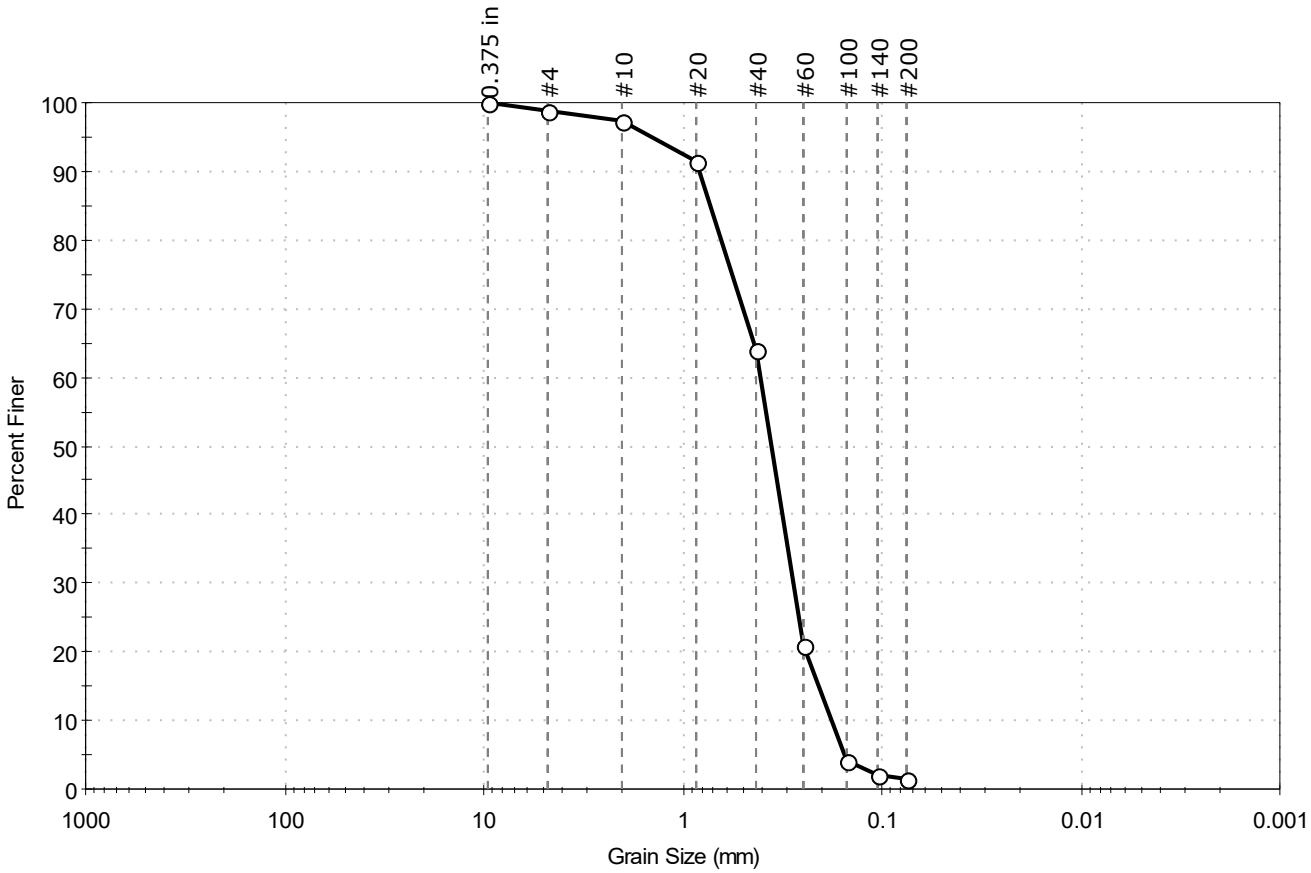


| % Cobble | % Gravel | % Sand | % Silt & Clay Size |
|---|---|---|---|
| — | 1.2 | 97.2 | 1.6 |

| Sieve Name | Sieve Size, mm | Percent Finer | Spec. Percent | Complies |
|---|---|---|---|---|
| 0.375 in | 9.50 | 100 | | |
| #4 | 4.75 | 99 | | |
| #10 | 2.00 | 97 | | |
| #20 | 0.85 | 92 | | |
| #40 | 0.42 | 64 | | |
| #60 | 0.25 | 21 | | |
| #100 | 0.15 | 4 | | |
| #140 | 0.11 | 2 | | |
| #200 | 0.075 | 1.6 | | |
| | | | | |
| | | | | |

**Coefficients**

$D_{85}$ = 0.7207 mm  $D_{30}$ = 0.2795 mm

$D_{60}$ = 0.4040 mm  $D_{15}$ = 0.2087 mm

$D_{50}$ = 0.3573 mm  $D_{10}$ = 0.1792 mm

$C_u$ = 2.254  $C_c$ = 1.079

**Classification**

ASTM  Poorly graded SAND (SP)

AASHTO  Fine Sand (A-3 (1))

**Sample/Test Description**

Sand/Gravel Particle Shape : ---

Sand/Gravel Hardness : ---

printed 12/7/2020 4:07:56 PM

| | | | | | |
|---|---|---|---|---|---|
| Client: | AECOM | | | | |
| Project: | New Bedford Harbor LTM | | | | |
| Location: | New Bedford, MA | | | Project No: | GTX-312496 |
| Boring ID: | --- | Sample Type: | bag | Tested By: | ckg |
| Sample ID: | S-309-20FSP20-01 | Test Date: | 12/01/20 | Checked By: | bfs |
| Depth : | --- | Test Id: | 583426 | | |
| Test Comment: | --- | | | | |
| Visual Description: | Moist, dark olive gray sandy clay | | | | |
| Sample Comment: | Sample contains shells | | | | |

# Particle Size Analysis - ASTM D6913/D7928

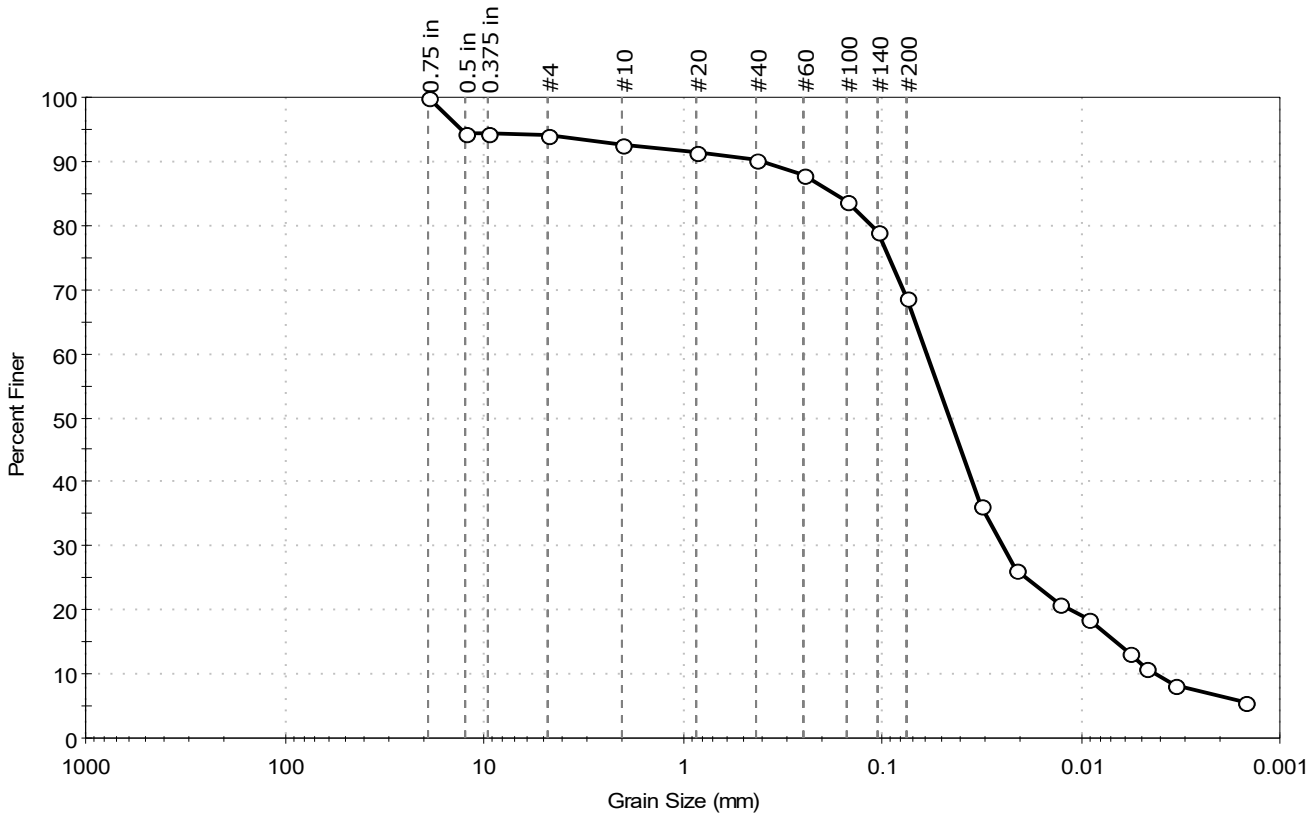


| % Cobble | % Gravel | % Sand | % Silt & Clay Size |
|---|---|---|---|
| — | 5.9 | 25.5 | 68.6 |

| Sieve Name | Sieve Size, mm | Percent Finer | Spec. Percent | Complies |
|---|---|---|---|---|
| 0.75 in | 19.00 | 100 | | |
| 0.5 in | 12.50 | 95 | | |
| 0.375 in | 9.50 | 94 | | |
| #4 | 4.75 | 94 | | |
| #10 | 2.00 | 93 | | |
| #20 | 0.85 | 91 | | |
| #40 | 0.42 | 90 | | |
| #60 | 0.25 | 88 | | |
| #100 | 0.15 | 84 | | |
| #140 | 0.11 | 79 | | |
| #200 | 0.075 | 69 | | |
| Hydrometer | Particle Size (mm) | Percent Finer | Spec. Percent | Complies |
| --- | 0.0322 | 36 | | |
| --- | 0.0213 | 26 | | |
| --- | 0.0127 | 21 | | |
| --- | 0.0092 | 18 | | |
| --- | 0.0058 | 13 | | |
| --- | 0.0048 | 11 | | |
| --- | 0.0034 | 8 | | |
| --- | 0.0015 | 6 | | |
| | | | | |

**Coefficients**

| | |
|---|---|
| $D_{85}$ = 0.1718 mm | $D_{30}$ = 0.0249 mm |
| $D_{60}$ = 0.0598 mm | $D_{15}$ = 0.0067 mm |
| $D_{50}$ = 0.0460 mm | $D_{10}$ = 0.0043 mm |
| $C_u$ = 13.907 | $C_c$ = 2.411 |

**Classification**

ASTM N/A

AASHTO Silty Soils (A-4 (0))

**Sample/Test Description**

Sand/Gravel Particle Shape : ANGULAR

Sand/Gravel Hardness : HARD

Dispersion Device : Apparatus A - Mech Mixer

Dispersion Period : 1 minute

Est. Specific Gravity : 2.65

Separation of Sample: #200 Sieve

printed 12/7/2020 4:08:00 PM

| | | | | | |
|---|---|---|---|---|---|
| Client: | AECOM | | | | |
| Project: | New Bedford Harbor LTM | | | | |
| Location: | New Bedford, MA | | | Project No: | GTX-312496 |
| Boring ID: | --- | Sample Type: | bag | Tested By: | ckg |
| Sample ID: | S-309-20FSP20-02 | Test Date: | 11/20/20 | Checked By: | bfs |
| Depth : | --- | Test Id: | 583427 | | |
| Test Comment: | --- | | | | |
| Visual Description: | Moist, dark gray sandy silt with gravel | | | | |
| Sample Comment: | Sample contains shells | | | | |

# Particle Size Analysis - ASTM D6913

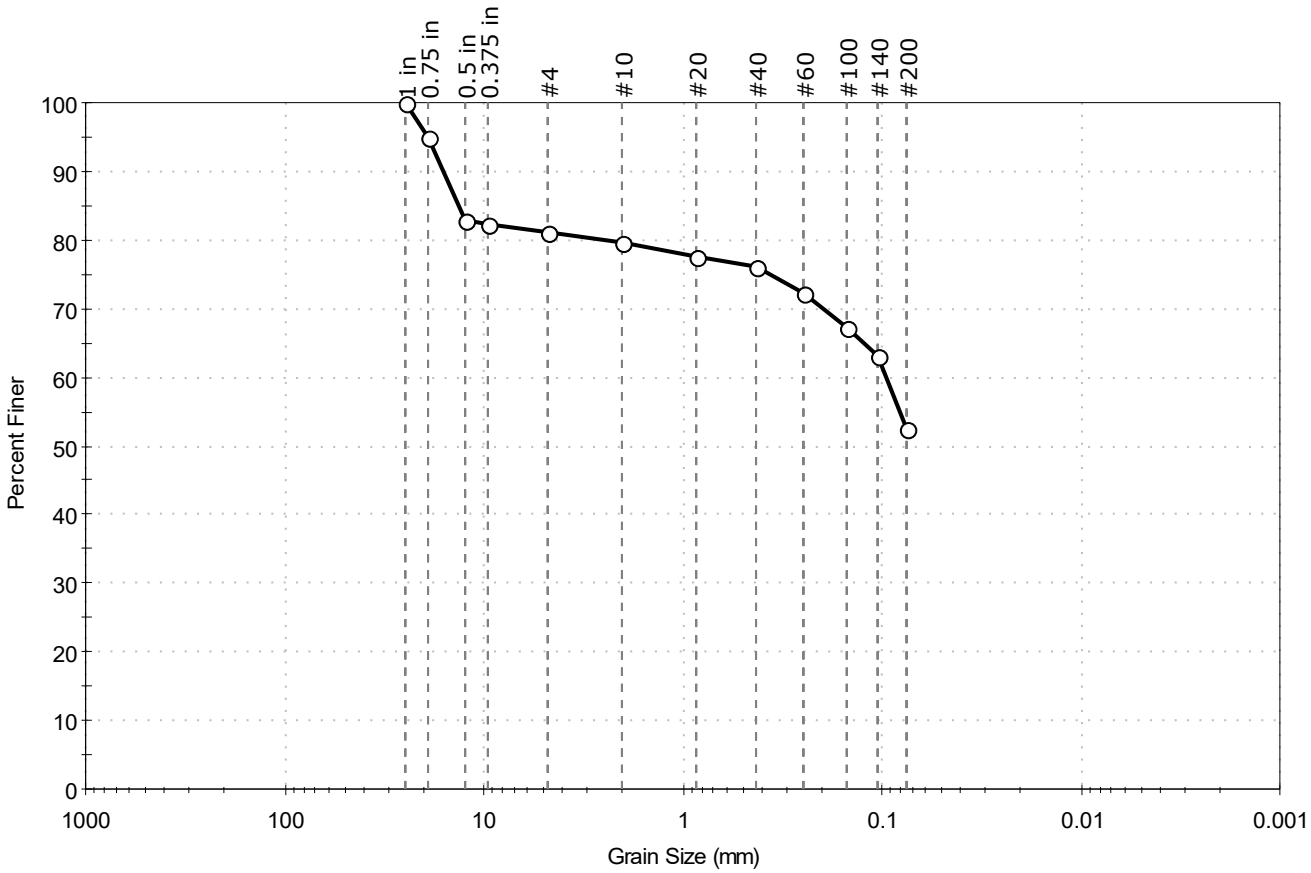


| % Cobble | % Gravel | % Sand | % Silt & Clay Size |
|---|---|---|---|
| — | 18.9 | 28.7 | 52.4 |

| Sieve Name | Sieve Size, mm | Percent Finer | Spec. Percent | Complies |
|---|---|---|---|---|
| 1 in | 25.00 | 100 | | |
| 0.75 in | 19.00 | 95 | | |
| 0.5 in | 12.50 | 83 | | |
| 0.375 in | 9.50 | 82 | | |
| #4 | 4.75 | 81 | | |
| #10 | 2.00 | 80 | | |
| #20 | 0.85 | 78 | | |
| #40 | 0.42 | 76 | | |
| #60 | 0.25 | 72 | | |
| #100 | 0.15 | 67 | | |
| #140 | 0.11 | 63 | | |
| #200 | 0.075 | 52 | | |
| | | | | |
| | | | | |

**Coefficients**

$D_{85}$ = 13.4846 mm  $D_{30}$ = N/A
$D_{60}$ = 0.0961 mm  $D_{15}$ = N/A
$D_{50}$ = N/A  $D_{10}$ = N/A
$C_u$ = N/A  $C_c$ = N/A

**Classification**

ASTM N/A

AASHTO Silty Soils (A-4 (0))

**Sample/Test Description**

Sand/Gravel Particle Shape : ANGULAR

Sand/Gravel Hardness : HARD

printed 12/7/2020 4:08:02 PM

| | | | | | |
|---|---|---|---|---|---|
| Client: | AECOM | | | | |
| Project: | New Bedford Harbor LTM | | | | |
| Location: | New Bedford, MA | | | Project No: | GTX-312496 |
| Boring ID: | --- | Sample Type: | bag | Tested By: | ckg |
| Sample ID: | S-309-20FSP20-03 | Test Date: | 11/18/20 | Checked By: | bfs |
| Depth : | --- | Test Id: | 583428 | | |
| Test Comment: | --- | | | | |
| Visual Description: | Moist, dark olive gray sandy clay with gravel | | | | |
| Sample Comment: | Sample contains shells | | | | |

# Particle Size Analysis - ASTM D6913

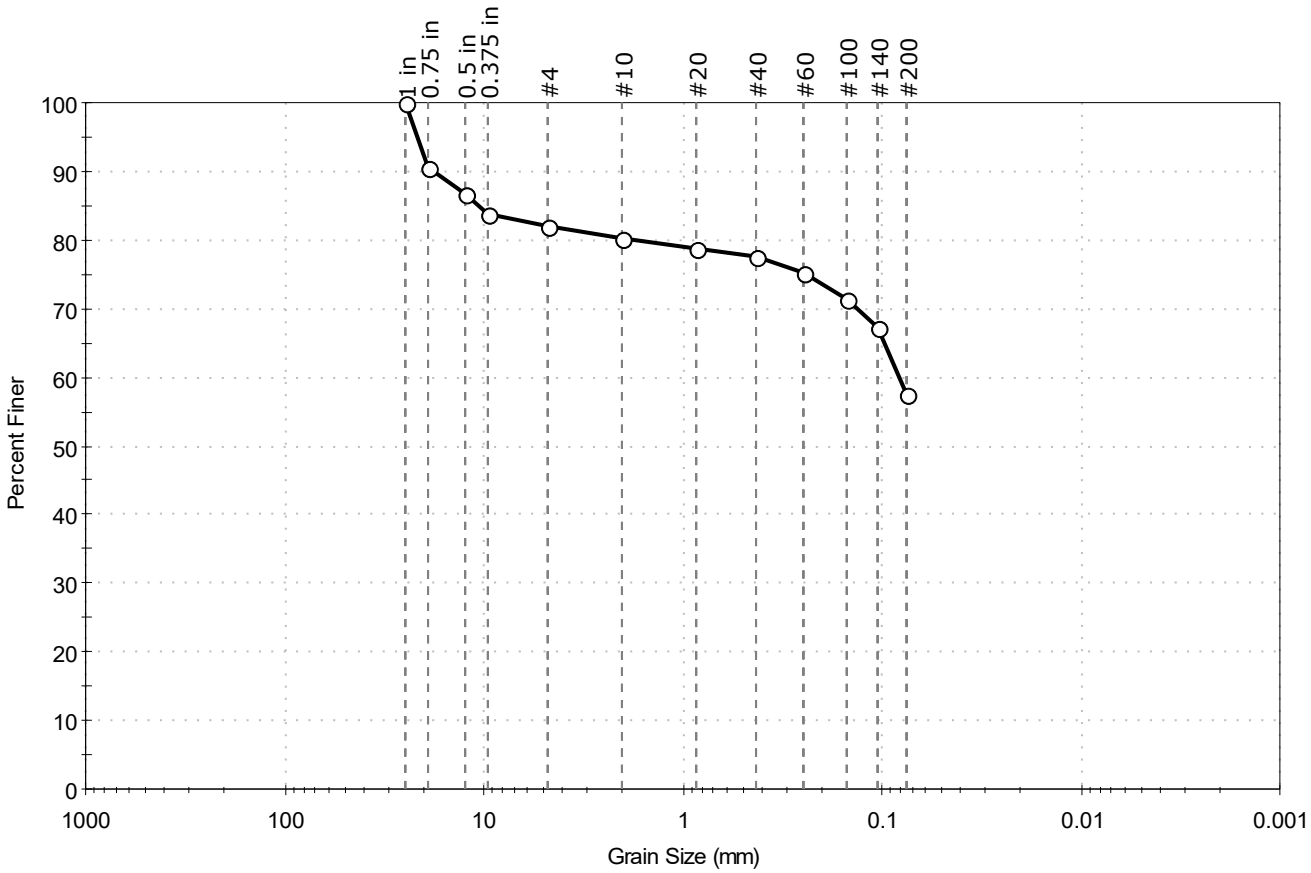


| % Cobble | % Gravel | % Sand | % Silt & Clay Size |
|---|---|---|---|
| — | 18.0 | 24.6 | 57.4 |

| Sieve Name | Sieve Size, mm | Percent Finer | Spec. Percent | Complies |
|---|---|---|---|---|
| 1 in | 25.00 | 100 | | |
| 0.75 in | 19.00 | 91 | | |
| 0.5 in | 12.50 | 87 | | |
| 0.375 in | 9.50 | 84 | | |
| #4 | 4.75 | 82 | | |
| #10 | 2.00 | 80 | | |
| #20 | 0.85 | 79 | | |
| #40 | 0.42 | 78 | | |
| #60 | 0.25 | 75 | | |
| #100 | 0.15 | 71 | | |
| #140 | 0.11 | 67 | | |
| #200 | 0.075 | 57 | | |
| | | | | |
| | | | | |

**Coefficients**

$D_{85}$ = 10.6155 mm  $D_{30}$ = N/A
$D_{60}$ = 0.0821 mm  $D_{15}$ = N/A
$D_{50}$ = N/A  $D_{10}$ = N/A
$C_u$ = N/A  $C_c$ = N/A

**Classification**

ASTM N/A

AASHTO Silty Soils (A-4 (0))

**Sample/Test Description**

Sand/Gravel Particle Shape : ANGULAR

Sand/Gravel Hardness : HARD

printed 12/7/2020 4:08:04 PM

| | | | | | |
|---|---|---|---|---|---|
| Client: | AECOM | | | | |
| Project: | New Bedford Harbor LTM | | | | |
| Location: | New Bedford, MA | | | Project No: | GTX-312496 |
| Boring ID: | --- | Sample Type: | bag | Tested By: | ckg |
| Sample ID: | S-310-20FSP20-01 | Test Date: | 12/01/20 | Checked By: | bfs |
| Depth : | --- | Test Id: | 583430 | | |
| Test Comment: | --- | | | | |
| Visual Description: | Moist, dark olive gray clay with sand | | | | |
| Sample Comment: | --- | | | | |

# Particle Size Analysis - ASTM D6913/D7928

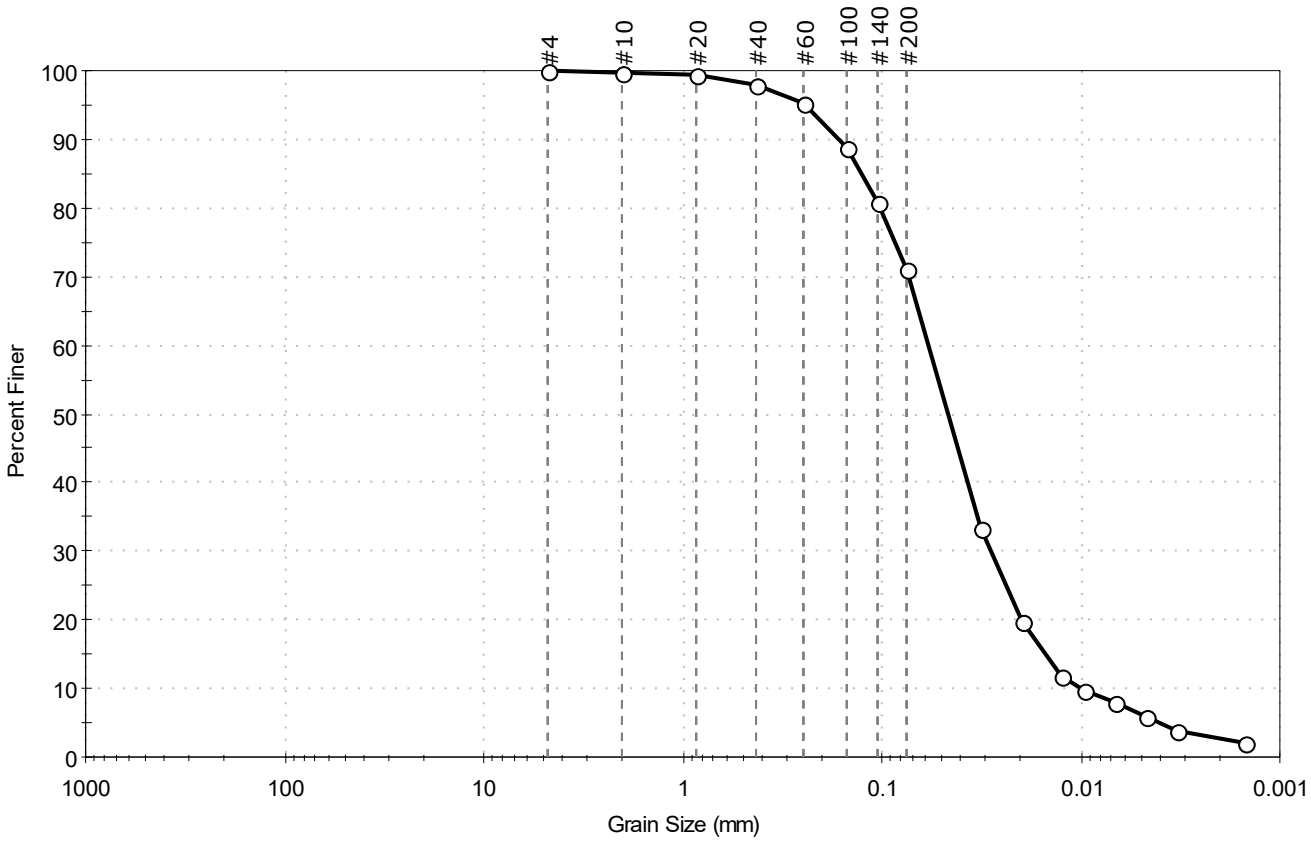


| % Cobble | % Gravel | % Sand | % Silt & Clay Size |
|---|---|---|---|
| — | 0.0 | 29.0 | 71.0 |

| Sieve Name | Sieve Size, mm | Percent Finer | Spec. Percent | Complies |
|---|---|---|---|---|
| #4 | 4.75 | 100 | | |
| #10 | 2.00 | 100 | | |
| #20 | 0.85 | 99 | | |
| #40 | 0.42 | 98 | | |
| #60 | 0.25 | 95 | | |
| #100 | 0.15 | 89 | | |
| #140 | 0.11 | 81 | | |
| #200 | 0.075 | 71 | | |
| Hydrometer | Particle Size (mm) | Percent Finer | Spec. Percent | Complies |
| --- | 0.0316 | 33 | | |
| --- | 0.0196 | 20 | | |
| --- | 0.0125 | 12 | | |
| --- | 0.0095 | 10 | | |
| --- | 0.0068 | 8 | | |
| --- | 0.0048 | 6 | | |
| --- | 0.0033 | 4 | | |
| --- | 0.0015 | 2 | | |
| | | | | |

**Coefficients**

$D_{85}$ = 0.1271 mm  $D_{30}$ = 0.0281 mm
$D_{60}$ = 0.0582 mm  $D_{15}$ = 0.0150 mm
$D_{50}$ = 0.0463 mm  $D_{10}$ = 0.0098 mm
$C_u$ = 5.939  $C_c$ = 1.384

**Classification**

ASTM N/A

AASHTO Silty Soils (A-4 (0))

**Sample/Test Description**

Sand/Gravel Particle Shape : ---
Sand/Gravel Hardness : ---
Dispersion Device : Apparatus A - Mech Mixer
Dispersion Period : 1 minute
Est. Specific Gravity : 2.65
Separation of Sample: #200 Sieve

printed 12/7/2020 4:08:07 PM

| | | | | | |
|---|---|---|---|---|---|
| Client: | AECOM | | | | |
| Project: | New Bedford Harbor LTM | | | | |
| Location: | New Bedford, MA | | | Project No: | GTX-312496 |
| Boring ID: | --- | Sample Type: | bag | Tested By: | ckg |
| Sample ID: | S-310-20FSP20-01-REP | Test Date: | 12/04/20 | Checked By: | bfs |
| Depth : | --- | Test Id: | 583431 | | |
| Test Comment: | --- | | | | |
| Visual Description: | Moist, dark olive gray clay with sand | | | | |
| Sample Comment: | --- | | | | |

# Particle Size Analysis - ASTM D6913/D7928

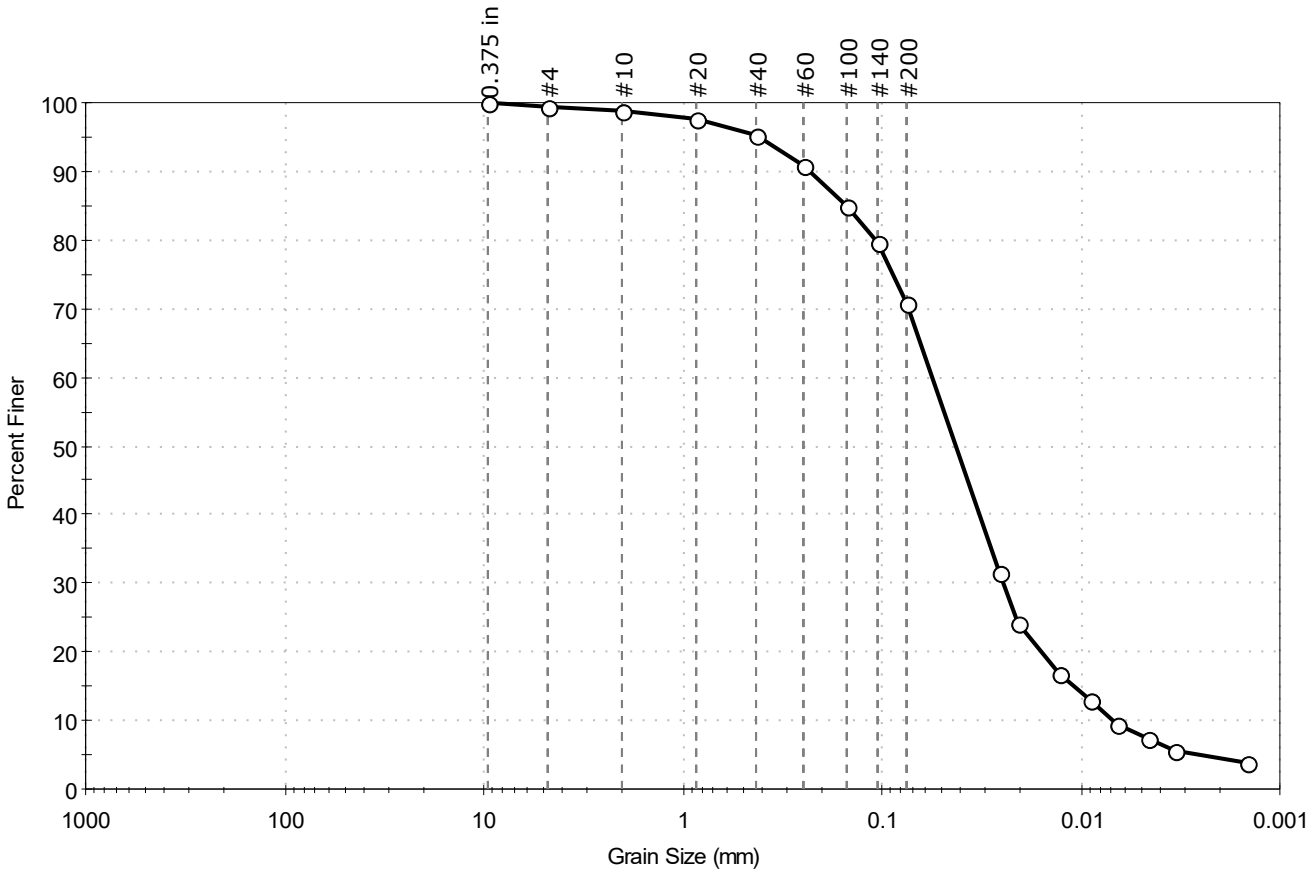


| % Cobble | % Gravel | % Sand | % Silt & Clay Size |
|---|---|---|---|
| — | 0.5 | 28.6 | 70.9 |

| Sieve Name | Sieve Size, mm | Percent Finer | Spec. Percent | Complies |
|---|---|---|---|---|
| 0.375 in | 9.50 | 100 | | |
| #4 | 4.75 | 100 | | |
| #10 | 2.00 | 99 | | |
| #20 | 0.85 | 98 | | |
| #40 | 0.42 | 95 | | |
| #60 | 0.25 | 91 | | |
| #100 | 0.15 | 85 | | |
| #140 | 0.11 | 80 | | |
| #200 | 0.075 | 71 | | |
| Hydrometer | Particle Size (mm) | Percent Finer | Spec. Percent | Complies |
| --- | 0.0256 | 32 | | |
| --- | 0.0207 | 24 | | |
| --- | 0.0128 | 17 | | |
| --- | 0.0091 | 13 | | |
| --- | 0.0067 | 9 | | |
| --- | 0.0047 | 7 | | |
| --- | 0.0034 | 6 | | |
| --- | 0.0015 | 4 | | |
| | | | | |

**Coefficients**

$D_{85}$ = 0.1521 mm  $D_{30}$ = 0.0244 mm
$D_{60}$ = 0.0557 mm  $D_{15}$ = 0.0108 mm
$D_{50}$ = 0.0423 mm  $D_{10}$ = 0.0070 mm
$C_u$ = 7.957  $C_c$ = 1.527

**Classification**

ASTM N/A

AASHTO Silty Soils (A-4 (0))

**Sample/Test Description**

Sand/Gravel Particle Shape : ---
Sand/Gravel Hardness : ---
Dispersion Device : Apparatus A - Mech Mixer
Dispersion Period : 1 minute
Est. Specific Gravity : 2.65
Separation of Sample: #200 Sieve

printed 12/7/2020 4:08:11 PM

| | | | | | |
|---|---|---|---|---|---|
| Client: | AECOM | | | | |
| Project: | New Bedford Harbor LTM | | | | |
| Location: | New Bedford, MA | | | Project No: | GTX-312496 |
| Boring ID: | --- | Sample Type: | bag | Tested By: | ckg |
| Sample ID: | S-310-20FSP20-02 | Test Date: | 11/20/20 | Checked By: | bfs |
| Depth : | --- | Test Id: | 583432 | | |
| Test Comment: | --- | | | | |
| Visual Description: | Moist, dark olive gray clay with sand | | | | |
| Sample Comment: | --- | | | | |

# Particle Size Analysis - ASTM D6913

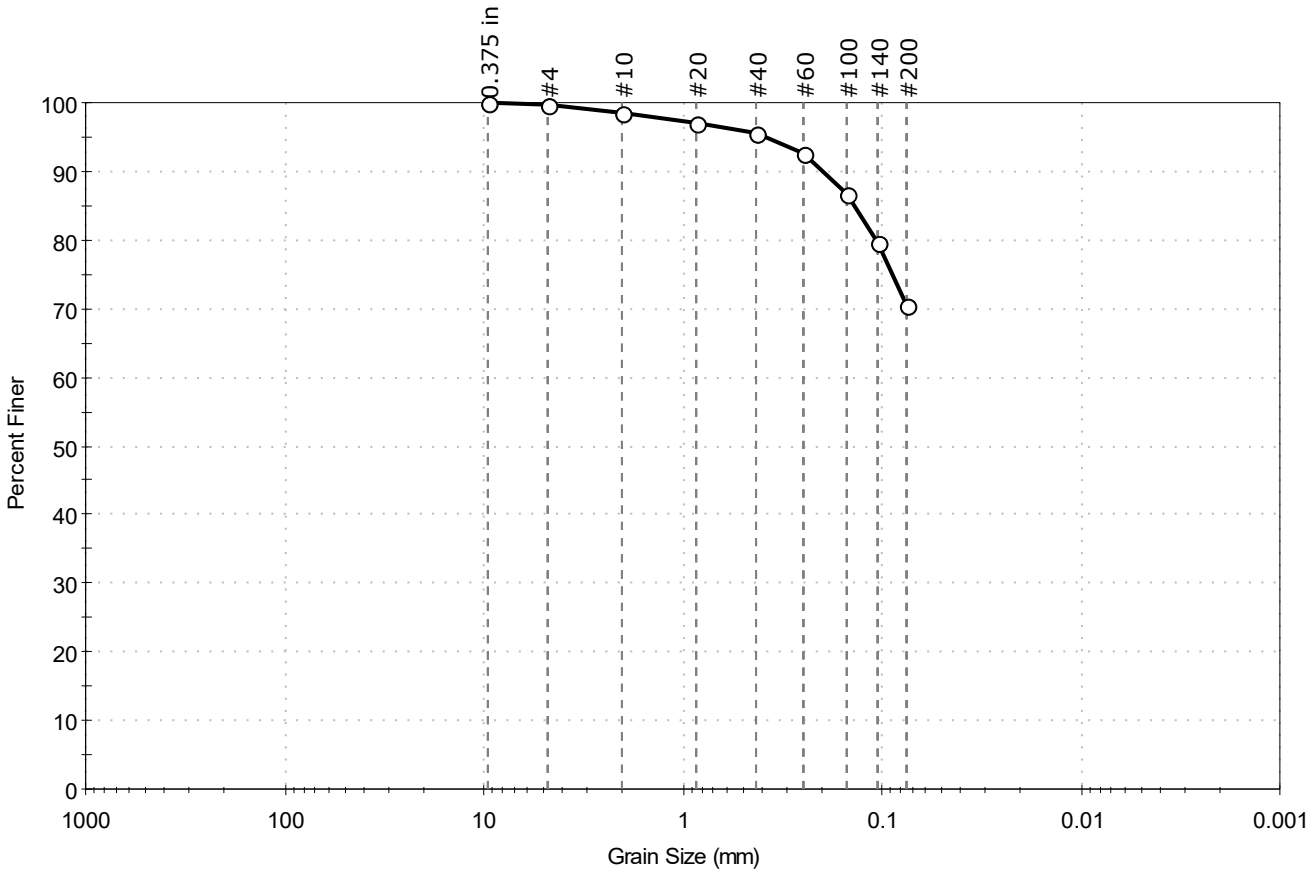


| % Cobble | % Gravel | % Sand | % Silt & Clay Size |
|---|---|---|---|
| -- | 0.3 | 29.1 | 70.6 |

| Sieve Name | Sieve Size, mm | Percent Finer | Spec. Percent | Complies |
|---|---|---|---|---|
| 0.375 in | 9.50 | 100 | | |
| #4 | 4.75 | 100 | | |
| #10 | 2.00 | 98 | | |
| #20 | 0.85 | 97 | | |
| #40 | 0.42 | 96 | | |
| #60 | 0.25 | 93 | | |
| #100 | 0.15 | 87 | | |
| #140 | 0.11 | 80 | | |
| #200 | 0.075 | 71 | | |
| | | | | |
| | | | | |

**Coefficients**

$D_{85}$ = 0.1376 mm  $D_{30}$ = N/A
$D_{60}$ = N/A  $D_{15}$ = N/A
$D_{50}$ = N/A  $D_{10}$ = N/A
$C_u$ = N/A  $C_c$ = N/A

**Classification**

ASTM N/A

AASHTO Silty Soils (A-4 (0))

**Sample/Test Description**

Sand/Gravel Particle Shape : ---

Sand/Gravel Hardness : ---

printed 12/7/2020 4:08:13 PM

| | | | | | |
|---|---|---|---|---|---|
| Client: | AECOM | | | | |
| Project: | New Bedford Harbor LTM | | | | |
| Location: | New Bedford, MA | | | Project No: | GTX-312496 |
| Boring ID: | --- | Sample Type: | bag | Tested By: | ckg |
| Sample ID: | S-310-20FSP20-03 | Test Date: | 11/20/20 | Checked By: | bfs |
| Depth : | --- | Test Id: | 583433 | | |
| Test Comment: | --- | | | | |
| Visual Description: | Moist, dark grayish brown sandy silt | | | | |
| Sample Comment: | Sample contains shells | | | | |

# Particle Size Analysis - ASTM D6913

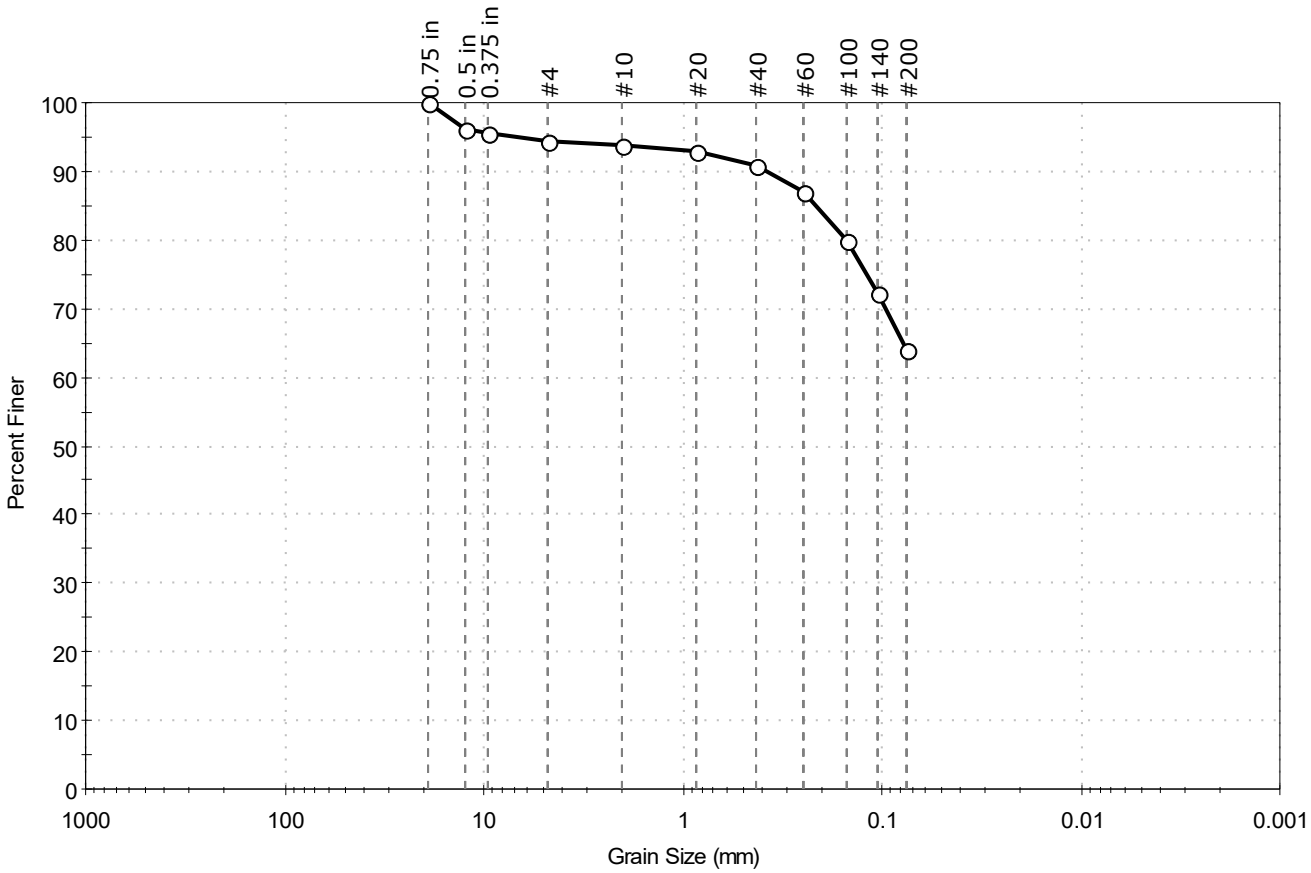


| % Cobble | % Gravel | % Sand | % Silt & Clay Size |
|---|---|---|---|
| — | 5.6 | 30.5 | 63.9 |

| Sieve Name | Sieve Size, mm | Percent Finer | Spec. Percent | Complies |
|---|---|---|---|---|
| 0.75 in | 19.00 | 100 | | |
| 0.5 in | 12.50 | 96 | | |
| 0.375 in | 9.50 | 96 | | |
| #4 | 4.75 | 94 | | |
| #10 | 2.00 | 94 | | |
| #20 | 0.85 | 93 | | |
| #40 | 0.42 | 91 | | |
| #60 | 0.25 | 87 | | |
| #100 | 0.15 | 80 | | |
| #140 | 0.11 | 72 | | |
| #200 | 0.075 | 64 | | |
| | | | | |
| | | | | |

**Coefficients**

$D_{85}$ = 0.2158 mm  $D_{30}$ = N/A
$D_{60}$ = N/A  $D_{15}$ = N/A
$D_{50}$ = N/A  $D_{10}$ = N/A
$C_u$ = N/A  $C_c$ = N/A

**Classification**

ASTM N/A

AASHTO Silty Soils (A-4 (0))

**Sample/Test Description**

Sand/Gravel Particle Shape : ANGULAR

Sand/Gravel Hardness : HARD

printed 12/7/2020 4:08:14 PM

| | | | | | |
|---|---|---|---|---|---|
| Client: | AECOM | | | | |
| Project: | New Bedford Harbor LTM | | | | |
| Location: | New Bedford, MA | | | Project No: | GTX-312496 |
| Boring ID: | --- | Sample Type: | bag | Tested By: | ckg |
| Sample ID: | S-311-20FSP20-01 | Test Date: | 11/25/20 | Checked By: | bfs |
| Depth : | --- | Test Id: | 583435 | | |
| Test Comment: | --- | | | | |
| Visual Description: | Moist, dark gray silty sand | | | | |
| Sample Comment: | --- | | | | |

# Particle Size Analysis - ASTM D6913/D7928

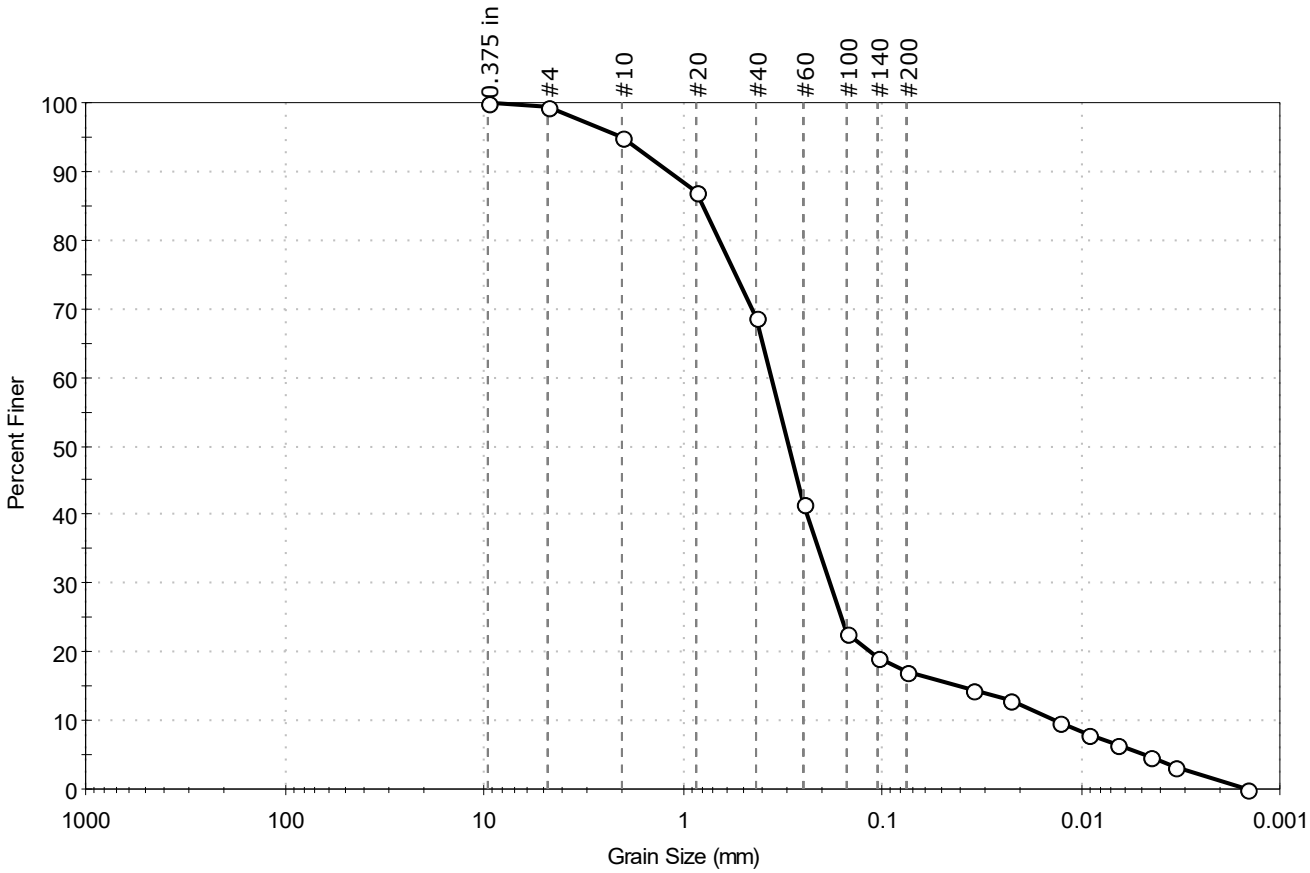


| % Cobble | % Gravel | % Sand | % Silt & Clay Size |
|---|---|---|---|
| — | 0.7 | 82.1 | 17.2 |

| Sieve Name | Sieve Size, mm | Percent Finer | Spec. Percent | Complies |
|---|---|---|---|---|
| 0.375 in | 9.50 | 100 | | |
| #4 | 4.75 | 99 | | |
| #10 | 2.00 | 95 | | |
| #20 | 0.85 | 87 | | |
| #40 | 0.42 | 69 | | |
| #60 | 0.25 | 42 | | |
| #100 | 0.15 | 23 | | |
| #140 | 0.11 | 19 | | |
| #200 | 0.075 | 17 | | |
| Hydrometer | Particle Size (mm) | Percent Finer | Spec. Percent | Complies |
| --- | 0.0350 | 14 | | |
| --- | 0.0228 | 13 | | |
| --- | 0.0129 | 10 | | |
| --- | 0.0092 | 8 | | |
| --- | 0.0066 | 6 | | |
| --- | 0.0045 | 5 | | |
| --- | 0.0034 | 3 | | |
| --- | 0.0015 | 0 | | |
| | | | | |

**Coefficients**

$D_{85}$ = 0.7837 mm  $D_{30}$ = 0.1825 mm
$D_{60}$ = 0.3580 mm  $D_{15}$ = 0.0408 mm
$D_{50}$ = 0.2945 mm  $D_{10}$ = 0.0137 mm
$C_u$ = 26.131  $C_c$ = 6.791

**Classification**

ASTM N/A

AASHTO Silty Gravel and Sand (A-2-4 (0))

**Sample/Test Description**

Sand/Gravel Particle Shape : ---
Sand/Gravel Hardness : ---
Dispersion Device : Apparatus A - Mech Mixer
Dispersion Period : 1 minute
Est. Specific Gravity : 2.65
Separation of Sample: #200 Sieve

printed 12/7/2020 4:08:18 PM

| | | | | | |
|---|---|---|---|---|---|
| Client: | AECOM | | | | |
| Project: | New Bedford Harbor LTM | | | | |
| Location: | New Bedford, MA | | | Project No: | GTX-312496 |
| Boring ID: | --- | Sample Type: | bag | Tested By: | ckg |
| Sample ID: | S-311-20FSP20-02 | Test Date: | 11/20/20 | Checked By: | bfs |
| Depth : | --- | Test Id: | 583436 | | |
| Test Comment: | --- | | | | |
| Visual Description: | Moist, dark gray sandy silt | | | | |
| Sample Comment: | --- | | | | |

# Particle Size Analysis - ASTM D6913

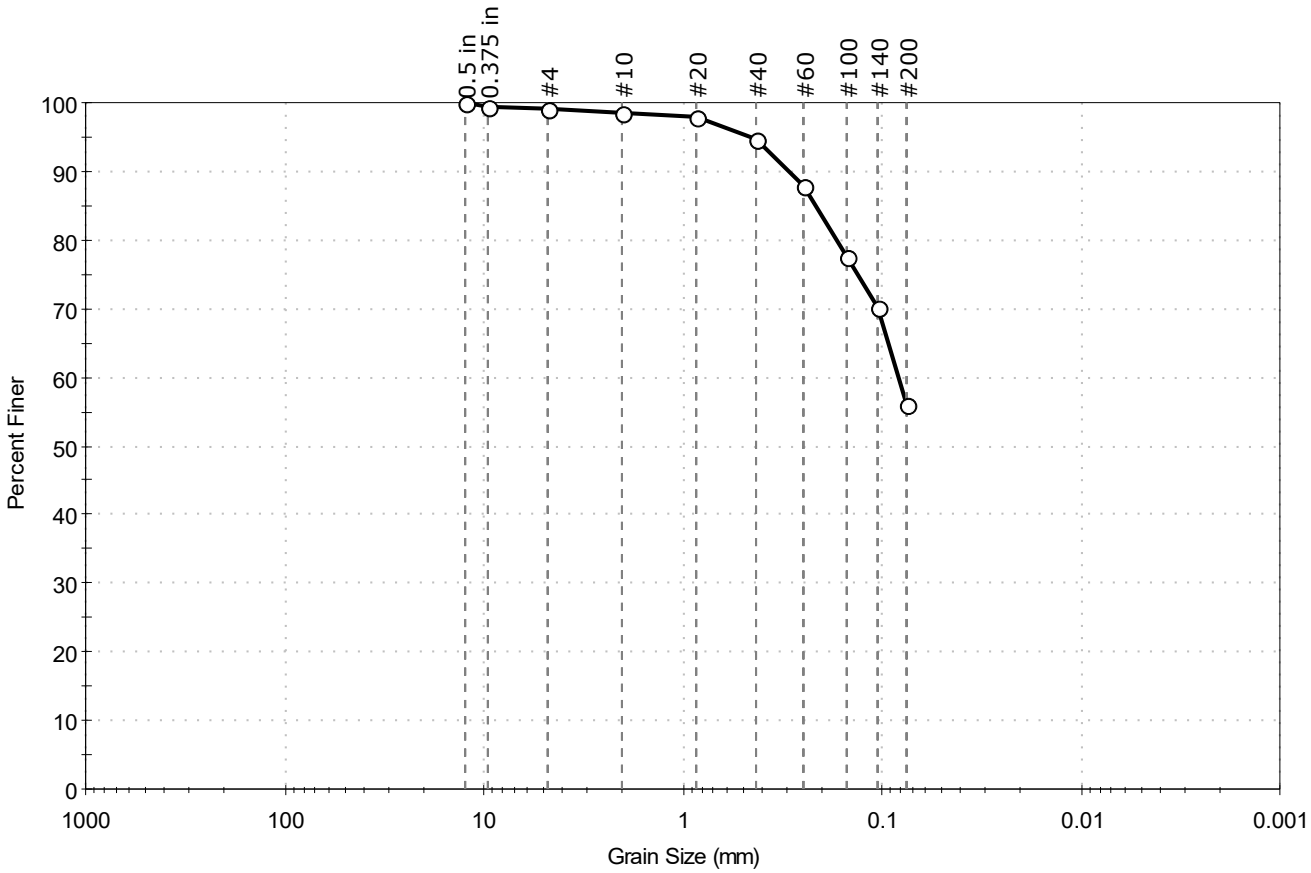


| % Cobble | % Gravel | % Sand | % Silt & Clay Size |
|---|---|---|---|
| — | 0.7 | 43.3 | 56.0 |

| Sieve Name | Sieve Size, mm | Percent Finer | Spec. Percent | Complies |
|---|---|---|---|---|
| 0.5 in | 12.50 | 100 | | |
| 0.375 in | 9.50 | 99 | | |
| #4 | 4.75 | 99 | | |
| #10 | 2.00 | 99 | | |
| #20 | 0.85 | 98 | | |
| #40 | 0.42 | 95 | | |
| #60 | 0.25 | 88 | | |
| #100 | 0.15 | 78 | | |
| #140 | 0.11 | 70 | | |
| #200 | 0.075 | 56 | | |
| | | | | |
| | | | | |

**Coefficients**

$D_{85}$ = 0.2163 mm  $D_{30}$ = N/A
$D_{60}$ = 0.0828 mm  $D_{15}$ = N/A
$D_{50}$ = N/A  $D_{10}$ = N/A
$C_u$ = N/A  $C_c$ = N/A

**Classification**

ASTM N/A

AASHTO Silty Soils (A-4 (0))

**Sample/Test Description**

Sand/Gravel Particle Shape : ---

Sand/Gravel Hardness : ---

printed 12/7/2020 4:08:20 PM

| | | | | | |
|---|---|---|---|---|---|
| Client: | AECOM | | | | |
| Project: | New Bedford Harbor LTM | | | | |
| Location: | New Bedford, MA | | | Project No: | GTX-312496 |
| Boring ID: | --- | Sample Type: | bag | Tested By: | ckg |
| Sample ID: | S-311-20FSP20-03 | Test Date: | 11/20/20 | Checked By: | bfs |
| Depth : | --- | Test Id: | 583437 | | |
| Test Comment: | --- | | | | |
| Visual Description: | Moist, grayish brown silty sand | | | | |
| Sample Comment: | Sample contains shells | | | | |

# Particle Size Analysis - ASTM D6913

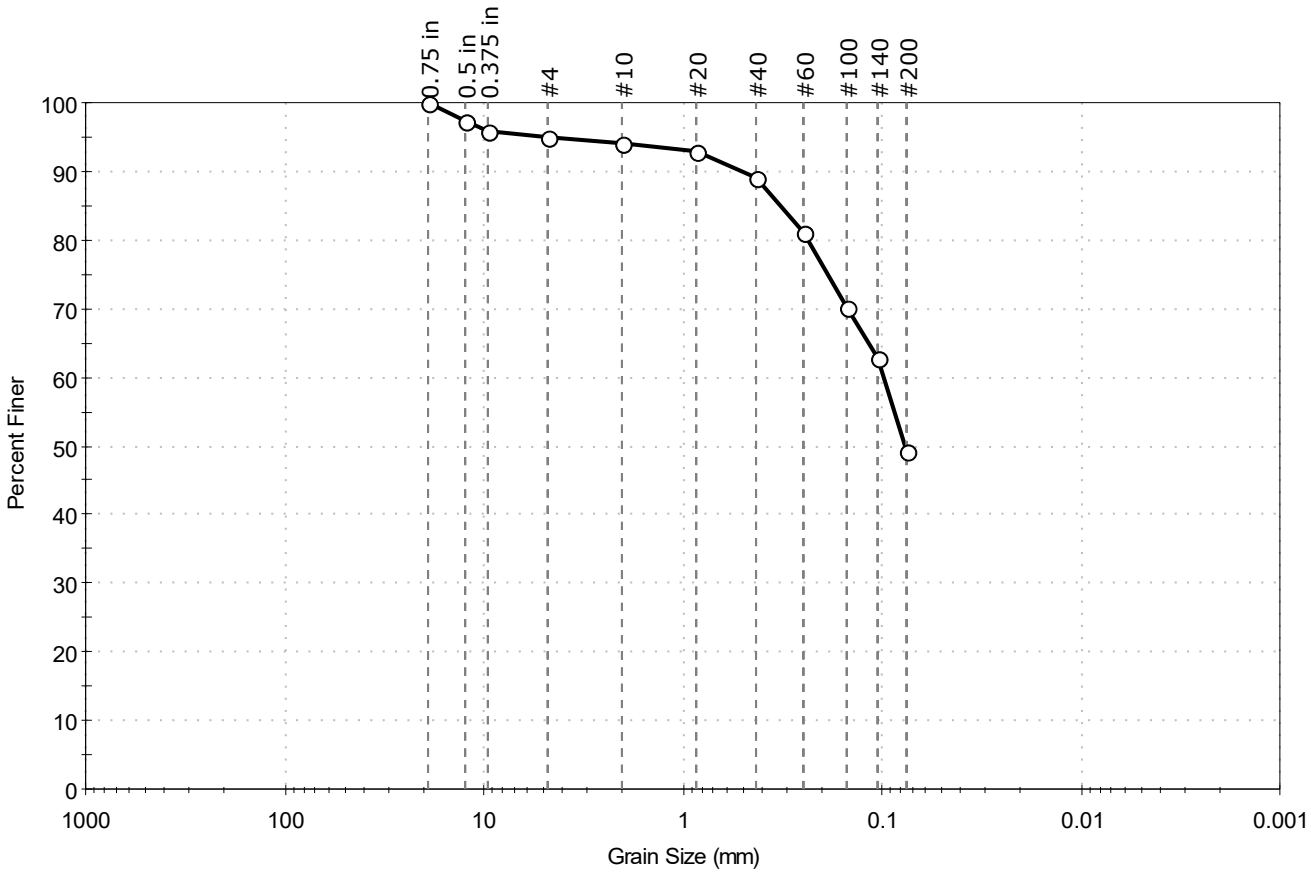


| % Cobble | % Gravel | % Sand | % Silt & Clay Size |
|---|---|---|---|
| — | 5.0 | 45.9 | 49.1 |

| Sieve Name | Sieve Size, mm | Percent Finer | Spec. Percent | Complies |
|---|---|---|---|---|
| 0.75 in | 19.00 | 100 | | |
| 0.5 in | 12.50 | 97 | | |
| 0.375 in | 9.50 | 96 | | |
| #4 | 4.75 | 95 | | |
| #10 | 2.00 | 94 | | |
| #20 | 0.85 | 93 | | |
| #40 | 0.42 | 89 | | |
| #60 | 0.25 | 81 | | |
| #100 | 0.15 | 70 | | |
| #140 | 0.11 | 63 | | |
| #200 | 0.075 | 49 | | |
| | | | | |
| | | | | |

**Coefficients**

$D_{85}$ = 0.3255 mm  $D_{30}$ = N/A

$D_{60}$ = 0.0987 mm  $D_{15}$ = N/A

$D_{50}$ = 0.0766 mm  $D_{10}$ = N/A

$C_u$ = N/A  $C_c$ = N/A

**Classification**

ASTM N/A

AASHTO Silty Soils (A-4 (0))

**Sample/Test Description**

Sand/Gravel Particle Shape : ANGULAR

Sand/Gravel Hardness : HARD

printed 12/7/2020 4:08:21 PM

| | | | | | |
|---|---|---|---|---|---|
| Client: | AECOM | | | | |
| Project: | New Bedford Harbor LTM | | | | |
| Location: | New Bedford, MA | | | Project No: | GTX-312496 |
| Boring ID: | --- | Sample Type: | bag | Tested By: | ckg |
| Sample ID: | S-317-20FSP20-01 | Test Date: | 12/01/20 | Checked By: | bfs |
| Depth : | --- | Test Id: | 583439 | | |
| Test Comment: | --- | | | | |
| Visual Description: | Moist, dark olive gray silt | | | | |
| Sample Comment: | --- | | | | |

# Particle Size Analysis - ASTM D6913/D7928

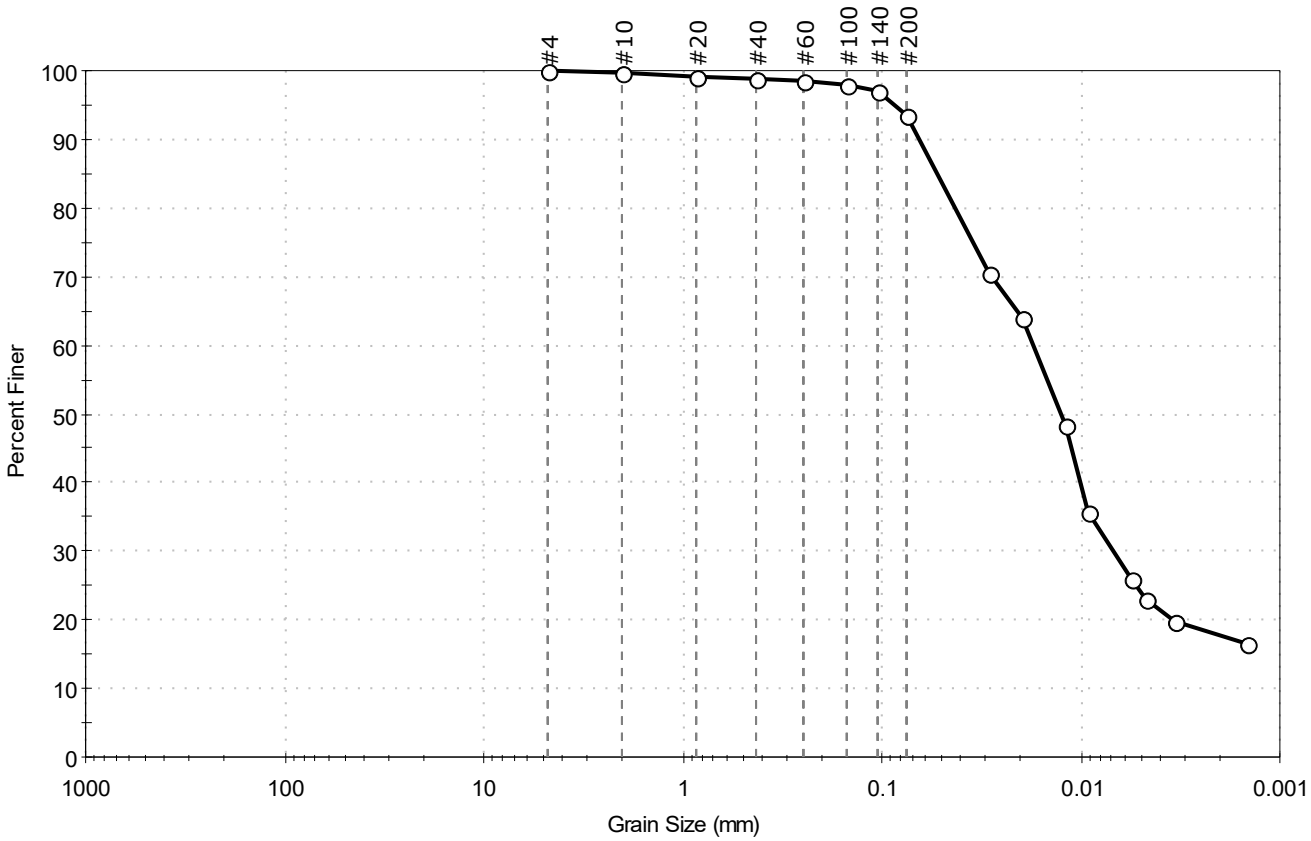


| % Cobble | % Gravel | % Sand | % Silt & Clay Size |
|---|---|---|---|
| — | 0.0 | 6.5 | 93.5 |

| Sieve Name | Sieve Size, mm | Percent Finer | Spec. Percent | Complies |
|---|---|---|---|---|
| #4 | 4.75 | 100 | | |
| #10 | 2.00 | 100 | | |
| #20 | 0.85 | 99 | | |
| #40 | 0.42 | 99 | | |
| #60 | 0.25 | 98 | | |
| #100 | 0.15 | 98 | | |
| #140 | 0.11 | 97 | | |
| #200 | 0.075 | 94 | | |
| Hydrometer | Particle Size (mm) | Percent Finer | Spec. Percent | Complies |
| --- | 0.0287 | 70 | | |
| --- | 0.0198 | 64 | | |
| --- | 0.0120 | 48 | | |
| --- | 0.0091 | 36 | | |
| --- | 0.0056 | 26 | | |
| --- | 0.0047 | 23 | | |
| --- | 0.0033 | 20 | | |
| --- | 0.0015 | 17 | | |
| | | | | |

**Coefficients**

$D_{85}$ = 0.0526 mm  $D_{30}$ = 0.0068 mm
$D_{60}$ = 0.0174 mm  $D_{15}$ = N/A
$D_{50}$ = 0.0126 mm  $D_{10}$ = N/A
$C_u$ = N/A  $C_c$ = N/A

**Classification**

ASTM N/A

AASHTO Silty Soils (A-4 (0))

**Sample/Test Description**

Sand/Gravel Particle Shape : ---
Sand/Gravel Hardness : ---
Dispersion Device : Apparatus A - Mech Mixer
Dispersion Period : 1 minute
Est. Specific Gravity : 2.65
Separation of Sample: #200 Sieve

printed 12/7/2020 4:08:25 PM

| | | | | | |
|---|---|---|---|---|---|
| Client: | AECOM | | | | |
| Project: | New Bedford Harbor LTM | | | | |
| Location: | New Bedford, MA | | | Project No: | GTX-312496 |
| Boring ID: | --- | Sample Type: | bag | Tested By: | ckg |
| Sample ID: | S-317-20FSP20-02 | Test Date: | 11/20/20 | Checked By: | bfs |
| Depth : | --- | Test Id: | 583440 | | |
| Test Comment: | --- | | | | |
| Visual Description: | Moist, very dark gray clay | | | | |
| Sample Comment: | --- | | | | |

# Particle Size Analysis - ASTM D6913

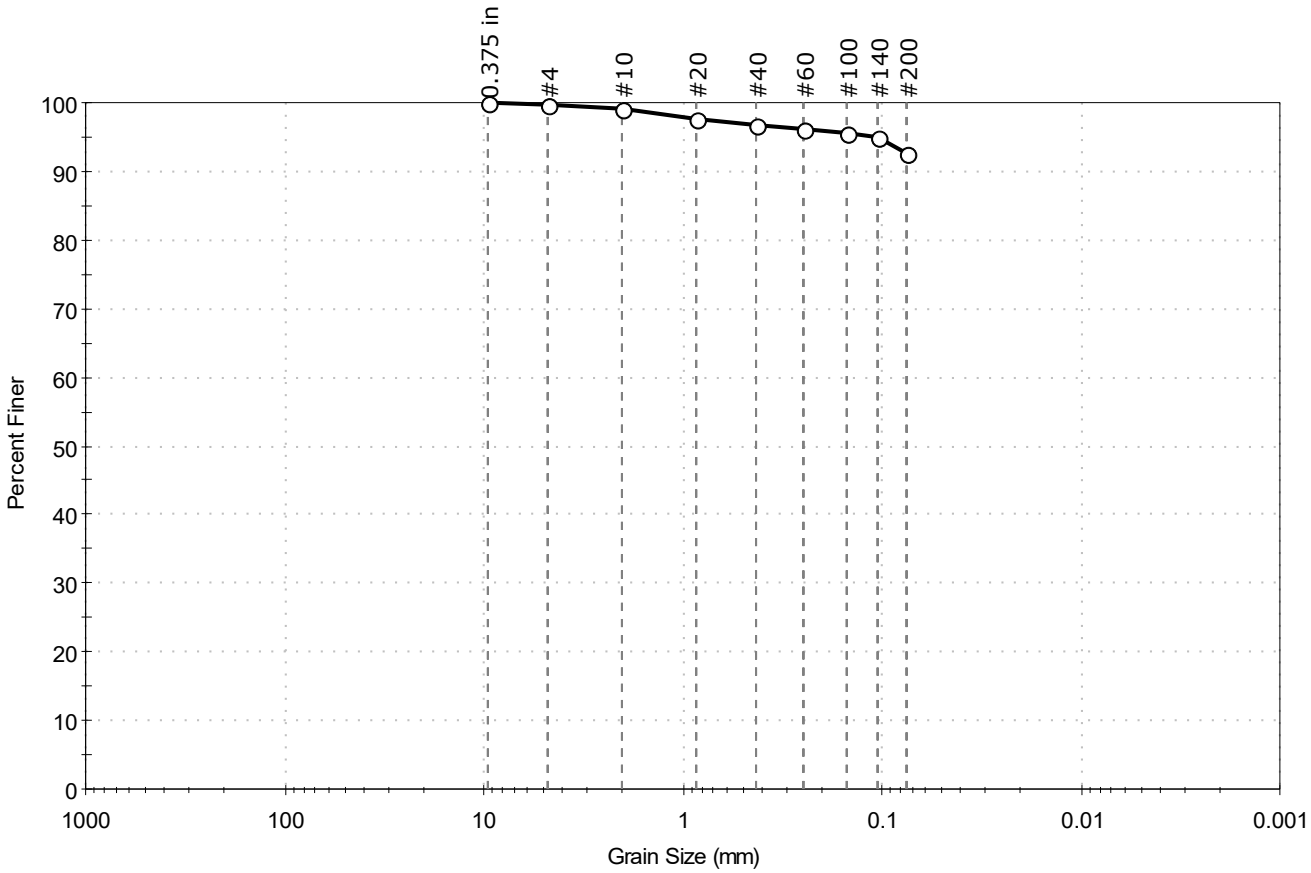


| % Cobble | % Gravel | % Sand | % Silt & Clay Size |
|---|---|---|---|
| -- | 0.3 | 7.0 | 92.7 |

| Sieve Name | Sieve Size, mm | Percent Finer | Spec. Percent | Complies |
|---|---|---|---|---|
| 0.375 in | 9.50 | 100 | | |
| #4 | 4.75 | 100 | | |
| #10 | 2.00 | 99 | | |
| #20 | 0.85 | 98 | | |
| #40 | 0.42 | 97 | | |
| #60 | 0.25 | 96 | | |
| #100 | 0.15 | 96 | | |
| #140 | 0.11 | 95 | | |
| #200 | 0.075 | 93 | | |
| | | | | |
| | | | | |

**Coefficients**

$D_{85}$ =N/A $D_{30}$ =N/A

$D_{60}$ =N/A $D_{15}$ =N/A

$D_{50}$ =N/A $D_{10}$ =N/A

$C_u$ =N/A $C_c$ =N/A

**Classification**

ASTM N/A

AASHTO Silty Soils (A-4 (0))

**Sample/Test Description**

Sand/Gravel Particle Shape : ---

Sand/Gravel Hardness : ---

printed 12/7/2020 4:08:26 PM

| | | | | | |
|---|---|---|---|---|---|
| Client: | AECOM | | | | |
| Project: | New Bedford Harbor LTM | | | | |
| Location: | New Bedford, MA | | | Project No: | GTX-312496 |
| Boring ID: | --- | Sample Type: | bag | Tested By: | ckg |
| Sample ID: | S-317-20FSP20-03 | Test Date: | 11/20/20 | Checked By: | bfs |
| Depth : | --- | Test Id: | 583441 | | |
| Test Comment: | --- | | | | |
| Visual Description: | Moist, dark olive gray clay | | | | |
| Sample Comment: | --- | | | | |

# Particle Size Analysis - ASTM D6913

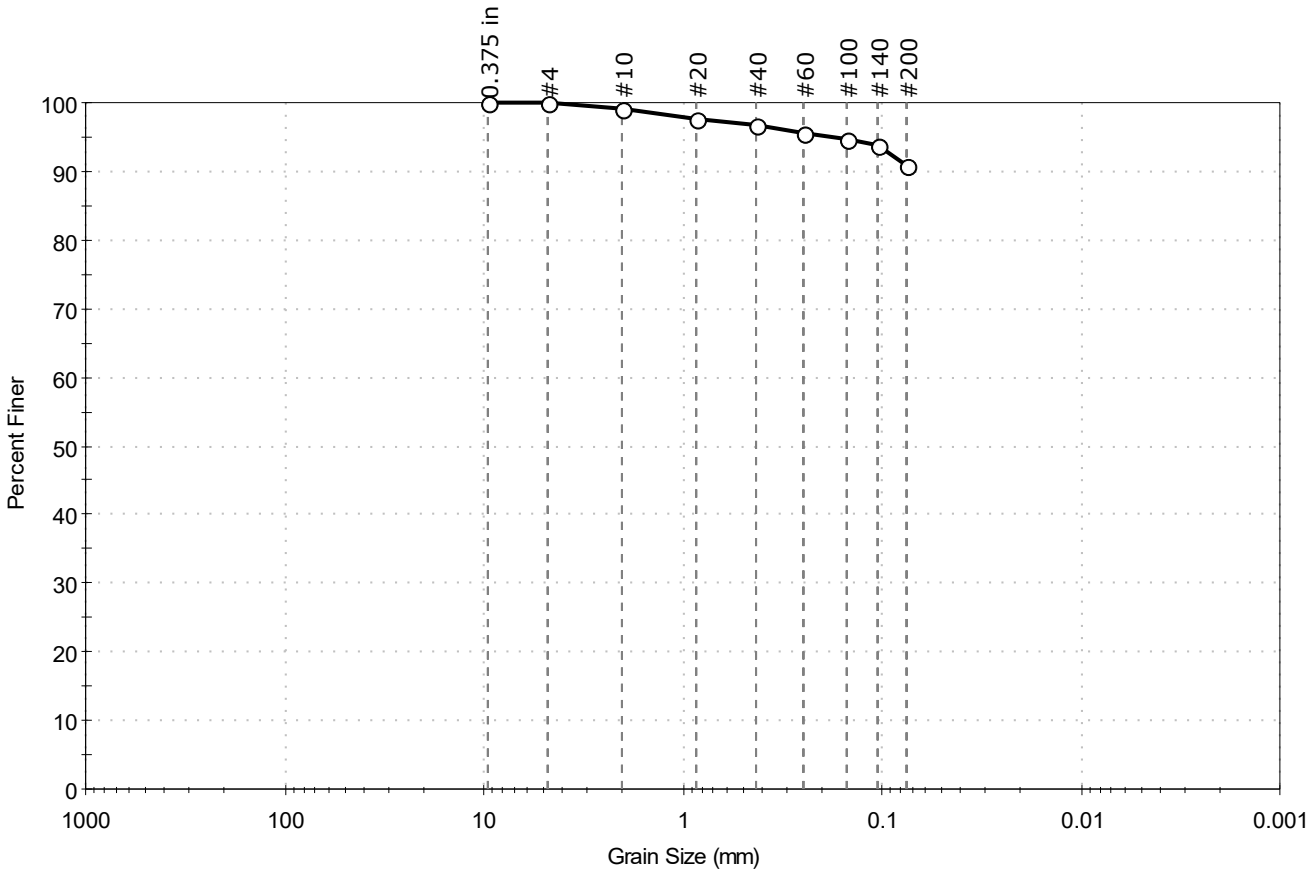


| % Cobble | % Gravel | % Sand | % Silt & Clay Size |
|---|---|---|---|
| -- | 0.1 | 9.2 | 90.7 |

| Sieve Name | Sieve Size, mm | Percent Finer | Spec. Percent | Complies |
|---|---|---|---|---|
| 0.375 in | 9.50 | 100 | | |
| #4 | 4.75 | 100 | | |
| #10 | 2.00 | 99 | | |
| #20 | 0.85 | 98 | | |
| #40 | 0.42 | 97 | | |
| #60 | 0.25 | 96 | | |
| #100 | 0.15 | 95 | | |
| #140 | 0.11 | 94 | | |
| #200 | 0.075 | 91 | | |
| | | | | |
| | | | | |

**Coefficients**

$D_{85}$ =N/A $D_{30}$ =N/A

$D_{60}$ =N/A $D_{15}$ =N/A

$D_{50}$ =N/A $D_{10}$ =N/A

$C_u$ =N/A $C_c$ =N/A

**Classification**

ASTM N/A

AASHTO Silty Soils (A-4 (0))

**Sample/Test Description**

Sand/Gravel Particle Shape : ---

Sand/Gravel Hardness : ---

printed 12/7/2020 4:08:28 PM

| | | | | | |
|---|---|---|---|---|---|
| Client: | AECOM | | | | |
| Project: | New Bedford Harbor LTM | | | | |
| Location: | New Bedford, MA | | | Project No: | GTX-312496 |
| Boring ID: | --- | Sample Type: | bag | Tested By: | ckg |
| Sample ID: | S-318-20FSP20-01 | Test Date: | 11/24/20 | Checked By: | bfs |
| Depth : | --- | Test Id: | 583443 | | |
| Test Comment: | --- | | | | |
| Visual Description: | Moist, dark gray sand | | | | |
| Sample Comment: | --- | | | | |

# Particle Size Analysis - ASTM D6913/D7928

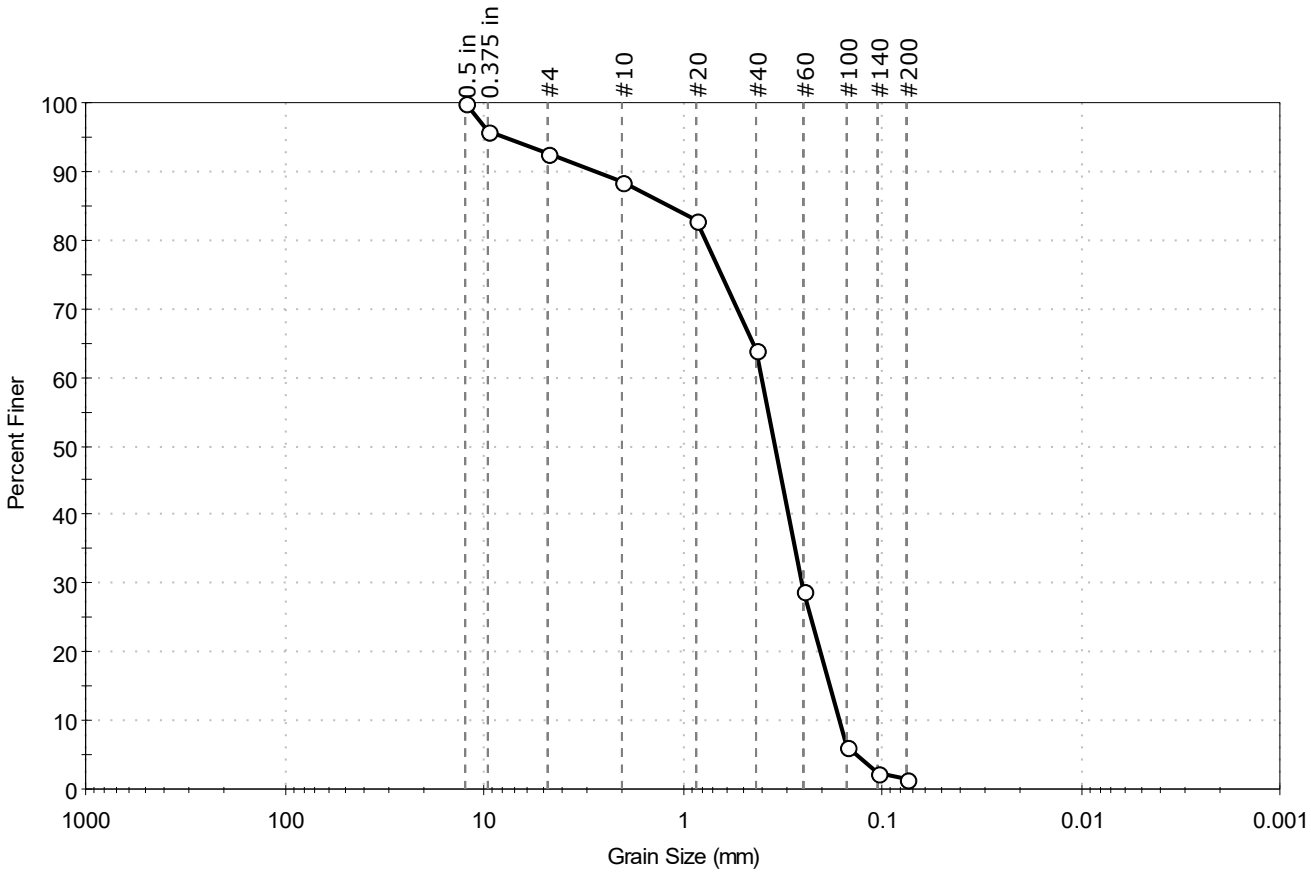


| % Cobble | % Gravel | % Sand | % Silt & Clay Size |
|---|---|---|---|
| — | 7.3 | 91.2 | 1.5 |

| Sieve Name | Sieve Size, mm | Percent Finer | Spec. Percent | Complies |
|---|---|---|---|---|
| 0.5 in | 12.50 | 100 | | |
| 0.375 in | 9.50 | 96 | | |
| #4 | 4.75 | 93 | | |
| #10 | 2.00 | 89 | | |
| #20 | 0.85 | 83 | | |
| #40 | 0.42 | 64 | | |
| #60 | 0.25 | 29 | | |
| #100 | 0.15 | 6 | | |
| #140 | 0.11 | 2 | | |
| #200 | 0.075 | 1.5 | | |
| | | | | |
| | | | | |

**Coefficients**

$D_{85}$ = 1.1595 mm  $D_{30}$ = 0.2546 mm
$D_{60}$ = 0.4001 mm  $D_{15}$ = 0.1827 mm
$D_{50}$ = 0.3441 mm  $D_{10}$ = 0.1630 mm
$C_u$ = 2.455  $C_c$ = 0.994

**Classification**

ASTM  Poorly graded SAND (SP)

AASHTO  Fine Sand (A-3 (1))

**Sample/Test Description**

Sand/Gravel Particle Shape : ROUNDED

Sand/Gravel Hardness : HARD

printed 12/7/2020 4:08:30 PM

| | | | | | |
|---|---|---|---|---|---|
| Client: | AECOM | | | | |
| Project: | New Bedford Harbor LTM | | | | |
| Location: | New Bedford, MA | | | Project No: | GTX-312496 |
| Boring ID: | --- | Sample Type: | bag | Tested By: | ckg |
| Sample ID: | S-318-20FSP20-02 | Test Date: | 11/20/20 | Checked By: | bfs |
| Depth : | --- | Test Id: | 583444 | | |
| Test Comment: | --- | | | | |
| Visual Description: | Moist, gray sand | | | | |
| Sample Comment: | Sample contains shells | | | | |

# Particle Size Analysis - ASTM D6913

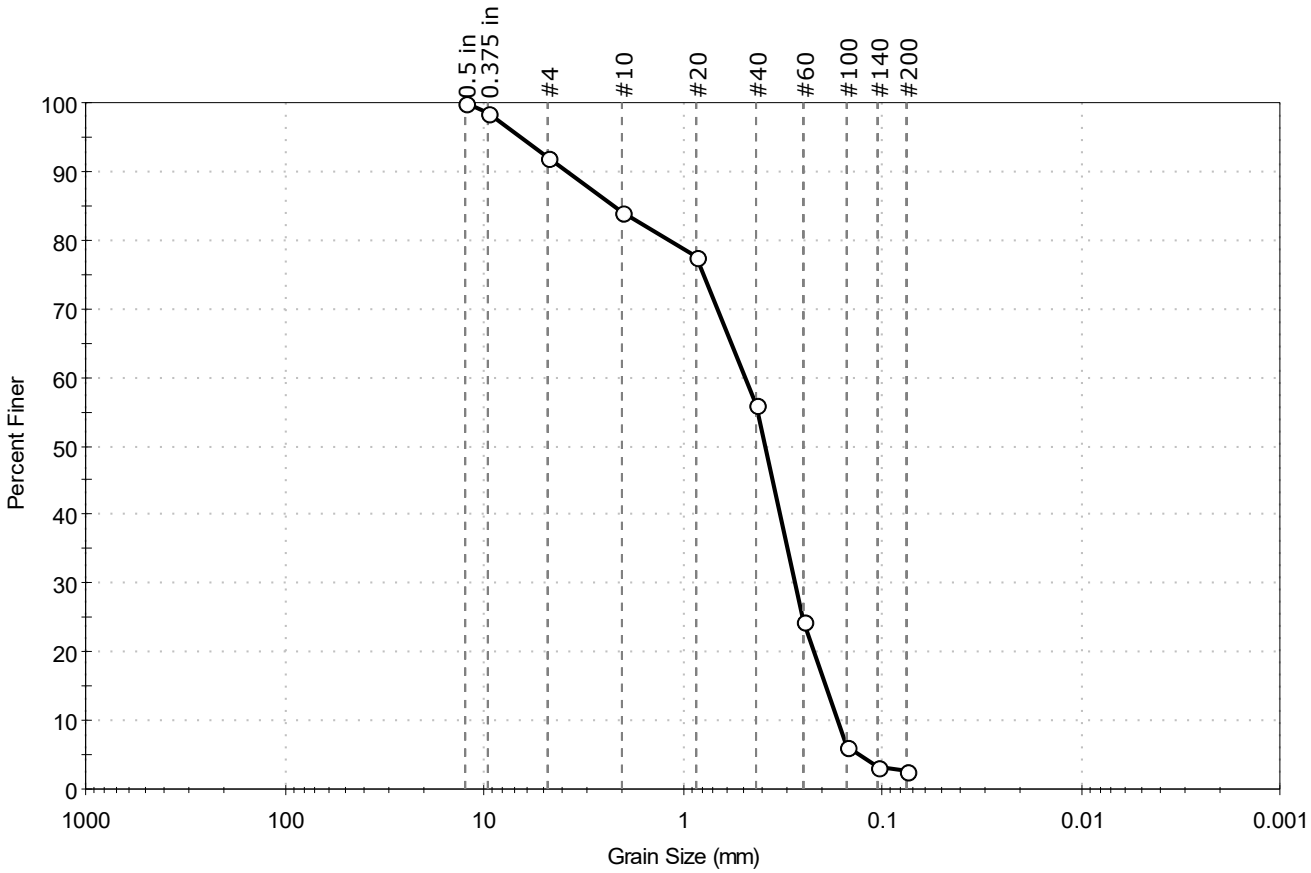


| % Cobble | % Gravel | % Sand | % Silt & Clay Size |
|---|---|---|---|
| — | 8.0 | 89.4 | 2.6 |

| Sieve Name | Sieve Size, mm | Percent Finer | Spec. Percent | Complies |
|---|---|---|---|---|
| 0.5 in | 12.50 | 100 | | |
| 0.375 in | 9.50 | 99 | | |
| #4 | 4.75 | 92 | | |
| #10 | 2.00 | 84 | | |
| #20 | 0.85 | 78 | | |
| #40 | 0.42 | 56 | | |
| #60 | 0.25 | 24 | | |
| #100 | 0.15 | 6 | | |
| #140 | 0.11 | 3 | | |
| #200 | 0.075 | 2.6 | | |
| | | | | |
| | | | | |

**Coefficients**

$D_{85}$ = 2.2211 mm  $D_{30}$ = 0.2746 mm
$D_{60}$ = 0.4817 mm  $D_{15}$ = 0.1918 mm
$D_{50}$ = 0.3836 mm  $D_{10}$ = 0.1666 mm
$C_u$ = 2.891  $C_c$ = 0.940

**Classification**

ASTM  Poorly graded SAND (SP)

AASHTO  Fine Sand (A-3 (1))

**Sample/Test Description**

Sand/Gravel Particle Shape : ANGULAR

Sand/Gravel Hardness : HARD

printed 12/7/2020 4:08:32 PM

| | | | | | |
|---|---|---|---|---|---|
| Client: | AECOM | | | | |
| Project: | New Bedford Harbor LTM | | | | |
| Location: | New Bedford, MA | | | Project No: | GTX-312496 |
| Boring ID: | --- | Sample Type: | bag | Tested By: | ckg |
| Sample ID: | S-318-20FSP20-03 | Test Date: | 11/20/20 | Checked By: | bfs |
| Depth : | --- | Test Id: | 583445 | | |
| Test Comment: | --- | | | | |
| Visual Description: | Moist, dark grayish brown sand | | | | |
| Sample Comment: | --- | | | | |

# Particle Size Analysis - ASTM D6913

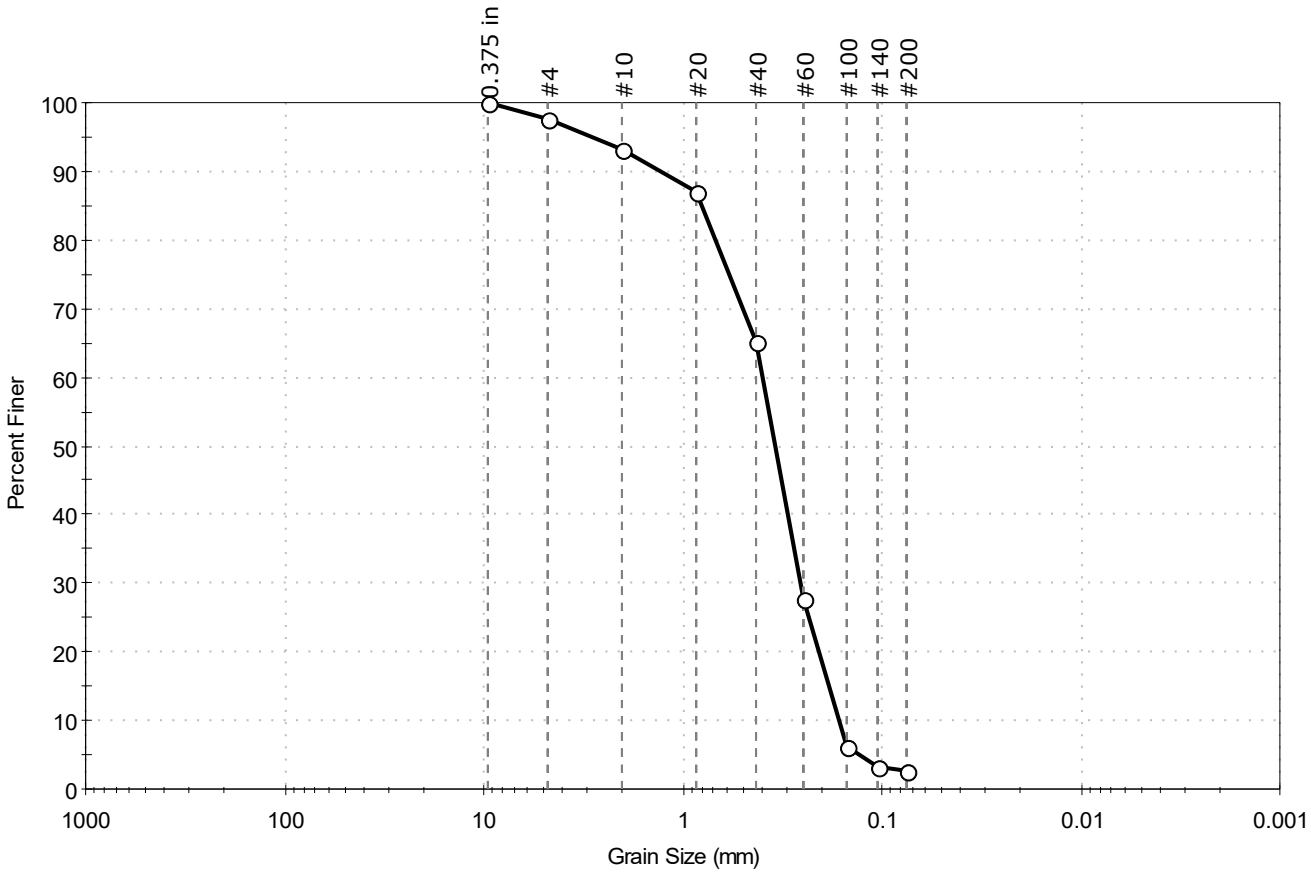


| % Cobble | % Gravel | % Sand | % Silt & Clay Size |
|---|---|---|---|
| — | 2.3 | 95.2 | 2.5 |

| Sieve Name | Sieve Size, mm | Percent Finer | Spec. Percent | Complies |
|---|---|---|---|---|
| 0.375 in | 9.50 | 100 | | |
| #4 | 4.75 | 98 | | |
| #10 | 2.00 | 93 | | |
| #20 | 0.85 | 87 | | |
| #40 | 0.42 | 65 | | |
| #60 | 0.25 | 28 | | |
| #100 | 0.15 | 6 | | |
| #140 | 0.11 | 3 | | |
| #200 | 0.075 | 2.5 | | |
| | | | | |
| | | | | |

**Coefficients**

$D_{85}$ = 0.7984 mm  $D_{30}$ = 0.2582 mm

$D_{60}$ = 0.3955 mm  $D_{15}$ = 0.1849 mm

$D_{50}$ = 0.3431 mm  $D_{10}$ = 0.1643 mm

$C_u$ = 2.407  $C_c$ = 1.026

**Classification**

ASTM  Poorly graded SAND (SP)

AASHTO  Fine Sand (A-3 (1))

**Sample/Test Description**

Sand/Gravel Particle Shape : ANGULAR

Sand/Gravel Hardness : HARD

printed 12/7/2020 4:08:34 PM

| | | | | | |
|---|---|---|---|---|---|
| Client: | AECOM | | | | |
| Project: | New Bedford Harbor LTM | | | | |
| Location: | New Bedford, MA | | | Project No: | GTX-312496 |
| Boring ID: | --- | Sample Type: | bag | Tested By: | ckg |
| Sample ID: | S-323-20FSP20-01 | Test Date: | 11/19/20 | Checked By: | bfs |
| Depth : | --- | Test Id: | 583293 | | |
| Test Comment: | --- | | | | |
| Visual Description: | Moist, dark grayish brown clay with sand | | | | |
| Sample Comment: | Sample contains shells | | | | |

# Particle Size Analysis - ASTM D6913/D7928

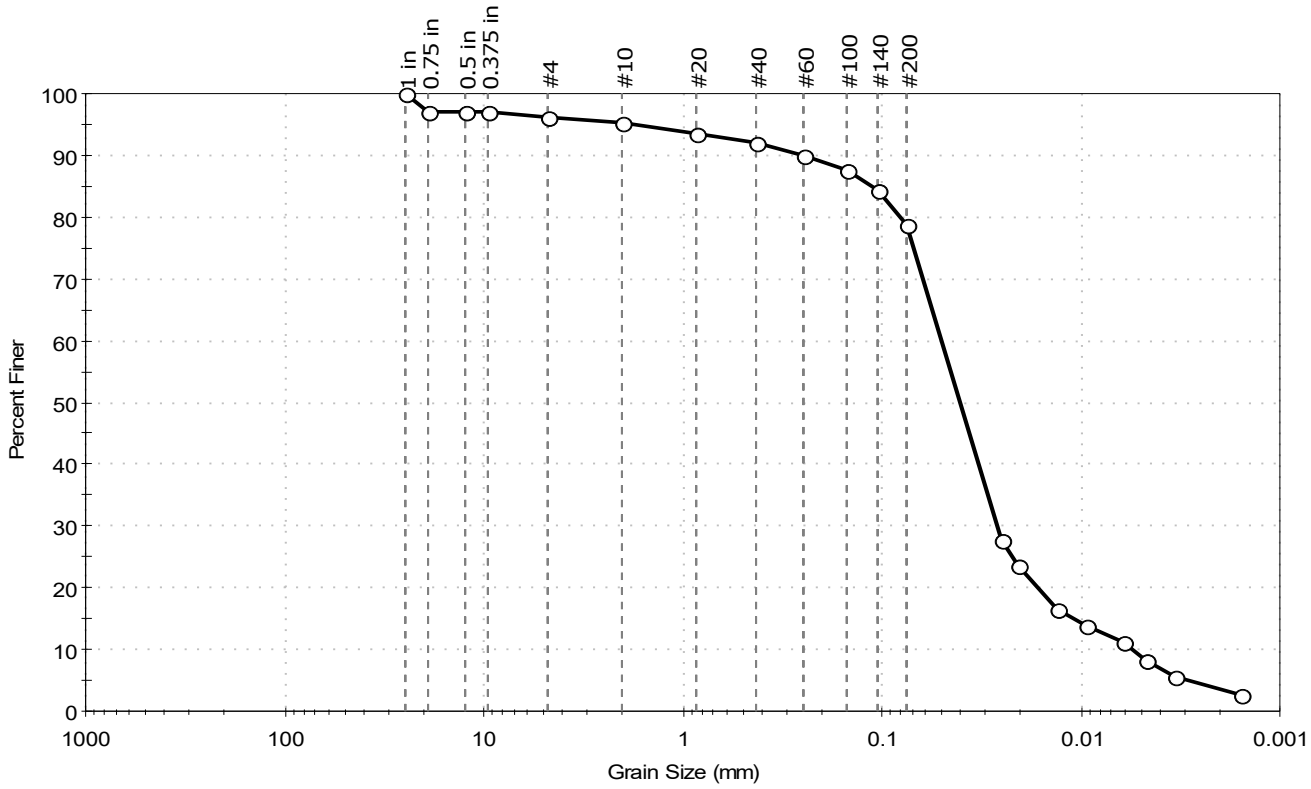


| % Cobble | % Gravel | % Sand | % Silt & Clay Size |
|---|---|---|---|
| -- | 3.8 | 17.4 | 78.8 |

| Sieve Name | Sieve Size, mm | Percent Finer | Spec. Percent | Complies |
|---|---|---|---|---|
| 1 in | 25.00 | 100 | | |
| 0.75 in | 19.00 | 97 | | |
| 0.5 in | 12.50 | 97 | | |
| 0.375 in | 9.50 | 97 | | |
| #4 | 4.75 | 96 | | |
| #10 | 2.00 | 95 | | |
| #20 | 0.85 | 94 | | |
| #40 | 0.42 | 92 | | |
| #60 | 0.25 | 90 | | |
| #100 | 0.15 | 88 | | |
| #140 | 0.11 | 84 | | |
| #200 | 0.075 | 79 | | |
| Hydrometer | Particle Size (mm) | Percent Finer | Spec. Percent | Complies |
| --- | 0.0249 | 28 | | |
| --- | 0.0206 | 24 | | |
| --- | 0.0132 | 17 | | |
| --- | 0.0095 | 14 | | |
| --- | 0.0061 | 11 | | |
| --- | 0.0047 | 8 | | |
| --- | 0.0034 | 6 | | |
| --- | 0.0016 | 3 | | |
| | | | | |

**Coefficients**

$D_{85}$ = 0.1129 mm  $D_{30}$ = 0.0262 mm
$D_{60}$ = 0.0500 mm  $D_{15}$ = 0.0109 mm
$D_{50}$ = 0.0403 mm  $D_{10}$ = 0.0055 mm
$C_u$ = 9.091  $C_c$ = 2.496

**Classification**

ASTM N/A

AASHTO Silty Soils (A-4 (0))

**Sample/Test Description**

Sand/Gravel Particle Shape : ---
Sand/Gravel Hardness : ---
Dispersion Device : Apparatus A - Mech Mixer
Dispersion Period : 1 minute
Est. Specific Gravity : 2.65
Separation of Sample: #200 Sieve

printed 12/7/2020 4:08:37 PM

| | | | | | |
|---|---|---|---|---|---|
| Client: | AECOM | | | | |
| Project: | New Bedford Harbor LTM | | | | |
| Location: | New Bedford, MA | | | Project No: | GTX-312496 |
| Boring ID: | --- | Sample Type: | bag | Tested By: | GA |
| Sample ID: | S-323-20FSP20-02 | Test Date: | 11/04/20 | Checked By: | jsc |
| Depth : | --- | Test Id: | 583294 | | |
| Test Comment: | --- | | | | |
| Visual Description: | Moist, greenish gray clay with sand | | | | |
| Sample Comment: | --- | | | | |

# Particle Size Analysis - ASTM D6913

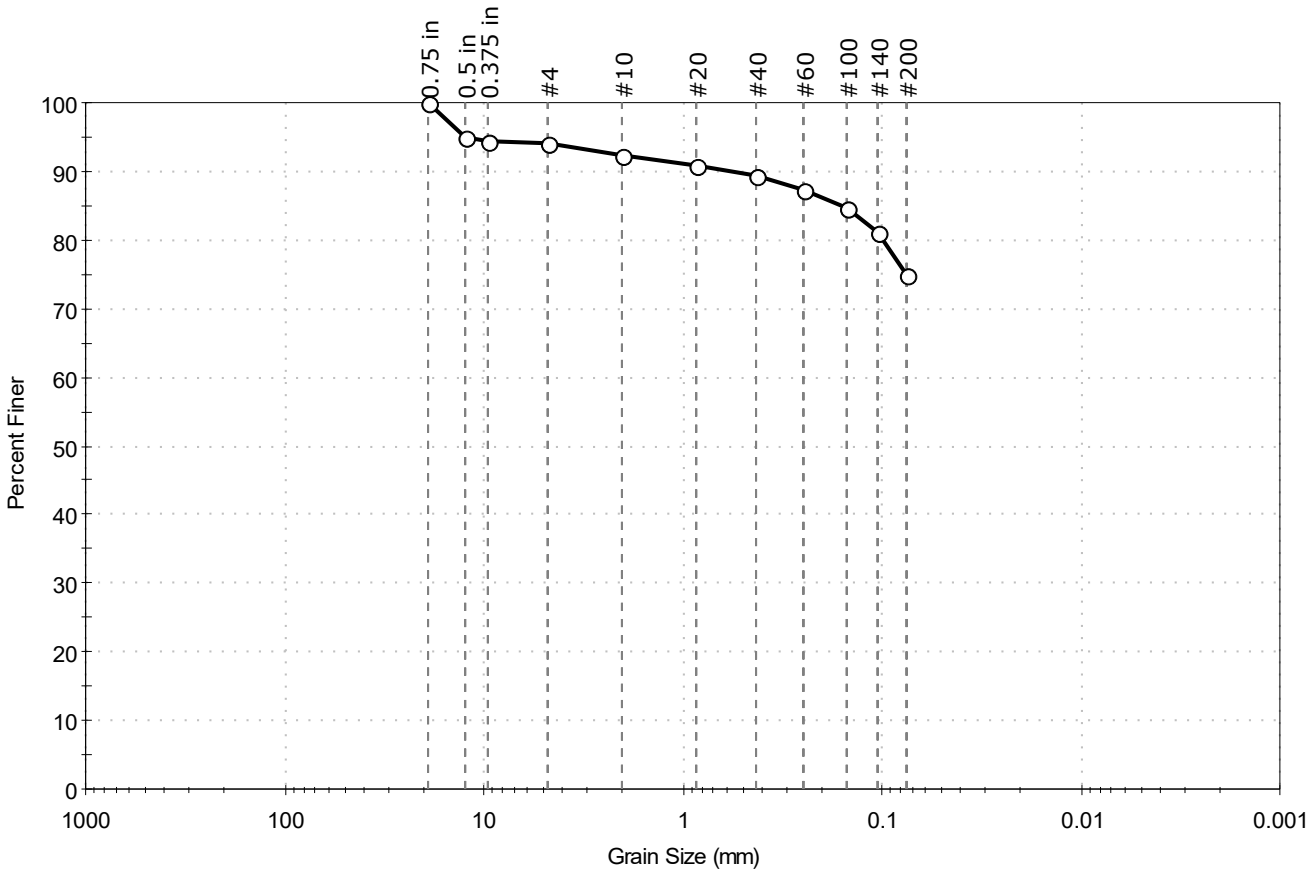


| % Cobble | % Gravel | % Sand | % Silt & Clay Size |
|---|---|---|---|
| -- | 5.9 | 19.2 | 74.9 |

| Sieve Name | Sieve Size, mm | Percent Finer | Spec. Percent | Complies |
|---|---|---|---|---|
| 0.75 in | 19.00 | 100 | | |
| 0.5 in | 12.50 | 95 | | |
| 0.375 in | 9.50 | 95 | | |
| #4 | 4.75 | 94 | | |
| #10 | 2.00 | 92 | | |
| #20 | 0.85 | 91 | | |
| #40 | 0.42 | 89 | | |
| #60 | 0.25 | 87 | | |
| #100 | 0.15 | 85 | | |
| #140 | 0.11 | 81 | | |
| #200 | 0.075 | 75 | | |
| | | | | |
| | | | | |

**Coefficients**

$D_{85}$ = 0.1600 mm  $D_{30}$ = N/A
$D_{60}$ = N/A  $D_{15}$ = N/A
$D_{50}$ = N/A  $D_{10}$ = N/A
$C_u$ = N/A  $C_c$ = N/A

**Classification**

ASTM N/A

AASHTO Silty Soils (A-4 (0))

**Sample/Test Description**

Sand/Gravel Particle Shape : ANGULAR

Sand/Gravel Hardness : SOFT

printed 11/10/2020 11:16:18 AM

| | | | | | |
|---|---|---|---|---|---|
| Client: | AECOM | | | | |
| Project: | New Bedford Harbor LTM | | | | |
| Location: | New Bedford, MA | | | Project No: | GTX-312496 |
| Boring ID: | --- | Sample Type: | bag | Tested By: | ckg |
| Sample ID: | S-323-20FSP20-03 | Test Date: | 11/20/20 | Checked By: | bfs |
| Depth : | --- | Test Id: | 583295 | | |
| Test Comment: | --- | | | | |
| Visual Description: | Moist, dark gray silt with sand | | | | |
| Sample Comment: | Sample contains shells | | | | |

# Particle Size Analysis - ASTM D6913

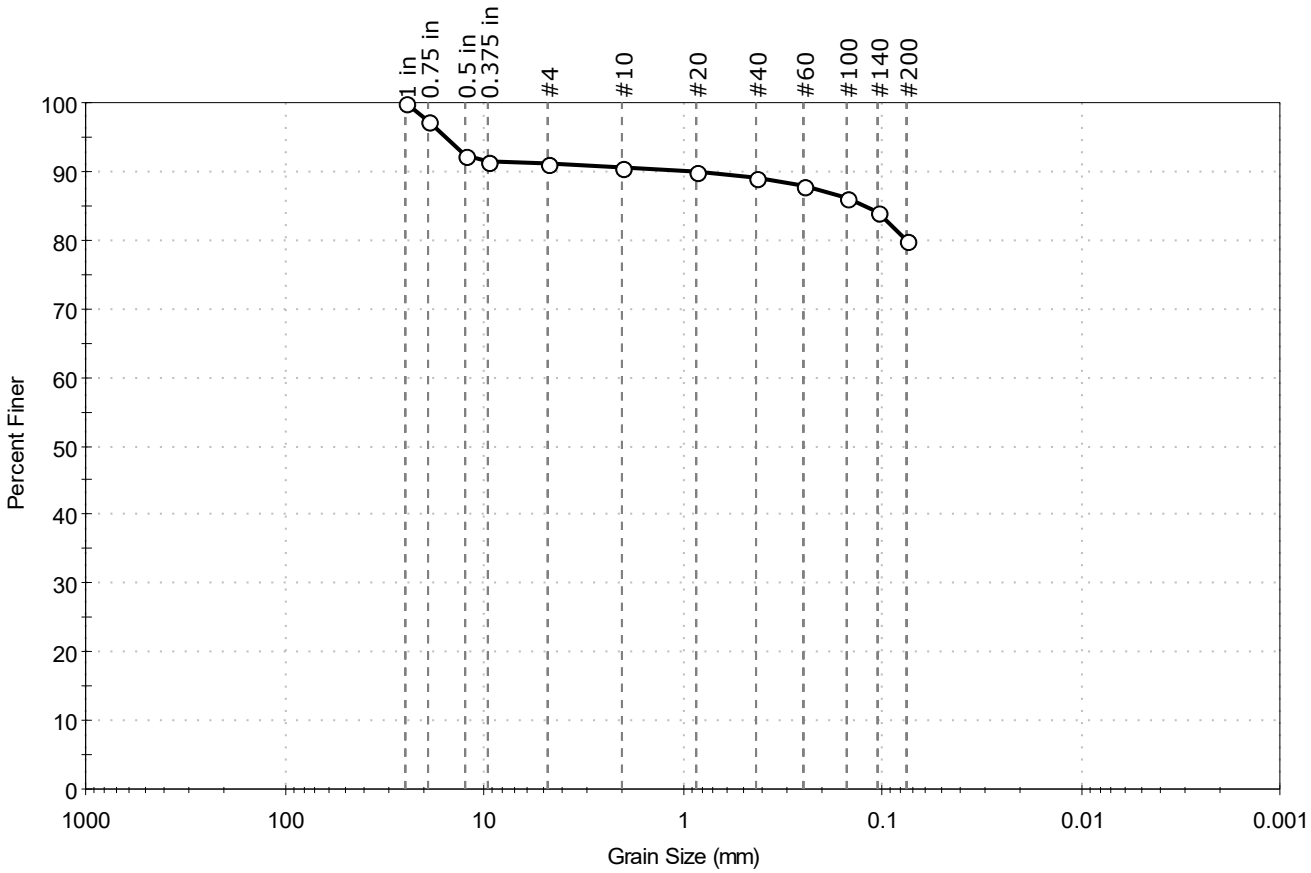


| % Cobble | % Gravel | % Sand | % Silt & Clay Size |
|---|---|---|---|
| -- | 8.9 | 11.0 | 80.1 |

| Sieve Name | Sieve Size, mm | Percent Finer | Spec. Percent | Complies |
|---|---|---|---|---|
| 1 in | 25.00 | 100 | | |
| 0.75 in | 19.00 | 97 | | |
| 0.5 in | 12.50 | 92 | | |
| 0.375 in | 9.50 | 91 | | |
| #4 | 4.75 | 91 | | |
| #10 | 2.00 | 91 | | |
| #20 | 0.85 | 90 | | |
| #40 | 0.42 | 89 | | |
| #60 | 0.25 | 88 | | |
| #100 | 0.15 | 86 | | |
| #140 | 0.11 | 84 | | |
| #200 | 0.075 | 80 | | |
| | | | | |
| | | | | |

**Coefficients**

$D_{85}$ = 0.1245 mm  $D_{30}$ = N/A
$D_{60}$ = N/A  $D_{15}$ = N/A
$D_{50}$ = N/A  $D_{10}$ = N/A
$C_u$ = N/A  $C_c$ = N/A

**Classification**

ASTM N/A

AASHTO Silty Soils (A-4 (0))

**Sample/Test Description**

Sand/Gravel Particle Shape : ANGULAR

Sand/Gravel Hardness : HARD

printed 12/7/2020 4:08:39 PM

| | | | | | |
|---|---|---|---|---|---|
| Client: | AECOM | | | | |
| Project: | New Bedford Harbor LTM | | | | |
| Location: | New Bedford, MA | | | Project No: | GTX-312496 |
| Boring ID: | --- | Sample Type: | bag | Tested By: | ckg |
| Sample ID: | S-324-20FSP20-01 | Test Date: | 12/01/20 | Checked By: | bfs |
| Depth : | --- | Test Id: | 583297 | | |
| Test Comment: | --- | | | | |
| Visual Description: | Moist, dark olive gray sandy clay | | | | |
| Sample Comment: | Sample contains shells | | | | |

# Particle Size Analysis - ASTM D6913/D7928

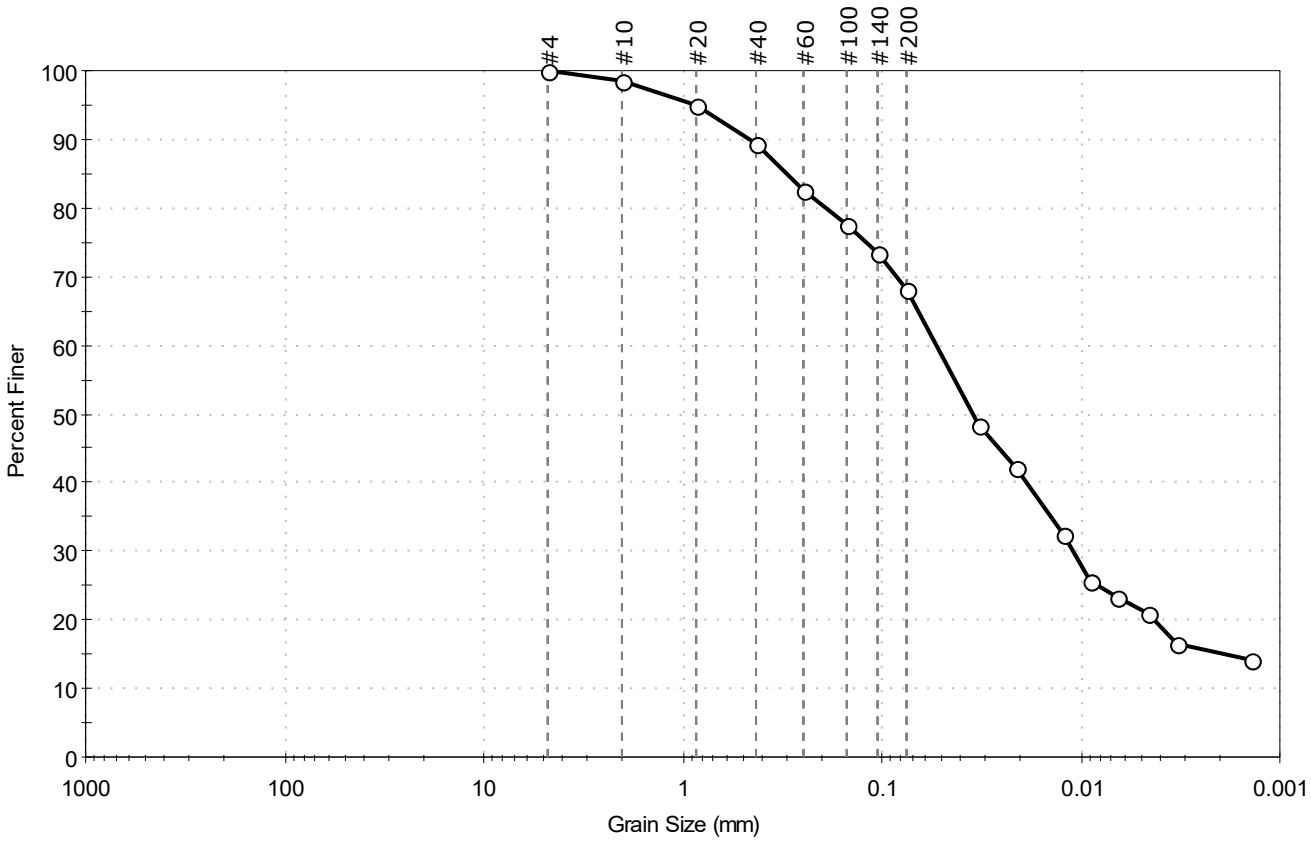


| % Cobble | % Gravel | % Sand | % Silt & Clay Size |
|---|---|---|---|
| — | 0.0 | 31.7 | 68.3 |

| Sieve Name | Sieve Size, mm | Percent Finer | Spec. Percent | Complies |
|---|---|---|---|---|
| #4 | 4.75 | 100 | | |
| #10 | 2.00 | 99 | | |
| #20 | 0.85 | 95 | | |
| #40 | 0.42 | 89 | | |
| #60 | 0.25 | 83 | | |
| #100 | 0.15 | 78 | | |
| #140 | 0.11 | 73 | | |
| #200 | 0.075 | 68 | | |
| Hydrometer | Particle Size (mm) | Percent Finer | Spec. Percent | Complies |
| --- | 0.0323 | 48 | | |
| --- | 0.0212 | 42 | | |
| --- | 0.0122 | 32 | | |
| --- | 0.0091 | 26 | | |
| --- | 0.0066 | 23 | | |
| --- | 0.0047 | 21 | | |
| --- | 0.0033 | 16 | | |
| --- | 0.0014 | 14 | | |
| | | | | |

**Coefficients**

$D_{85}$ = 0.2994 mm  $D_{30}$ = 0.0110 mm
$D_{60}$ = 0.0529 mm  $D_{15}$ = 0.0019 mm
$D_{50}$ = 0.0347 mm  $D_{10}$ = N/A
$C_u$ = N/A  $C_c$ = N/A

**Classification**

ASTM N/A

AASHTO Silty Soils (A-4 (0))

**Sample/Test Description**

Sand/Gravel Particle Shape : ---
Sand/Gravel Hardness : ---
Dispersion Device : Apparatus A - Mech Mixer
Dispersion Period : 1 minute
Est. Specific Gravity : 2.65
Separation of Sample: #200 Sieve

printed 12/7/2020 4:08:42 PM

| | | | | | |
|---|---|---|---|---|---|
| Client: | AECOM | | | | |
| Project: | New Bedford Harbor LTM | | | | |
| Location: | New Bedford, MA | | | Project No: | GTX-312496 |
| Boring ID: | --- | Sample Type: | bag | Tested By: | GA |
| Sample ID: | S-324-20FSP20-02 | Test Date: | 11/04/20 | Checked By: | jsc |
| Depth : | --- | Test Id: | 583298 | | |
| Test Comment: | --- | | | | |
| Visual Description: | Moist, dark greenish gray sandy clay | | | | |
| Sample Comment: | --- | | | | |

# Particle Size Analysis - ASTM D6913

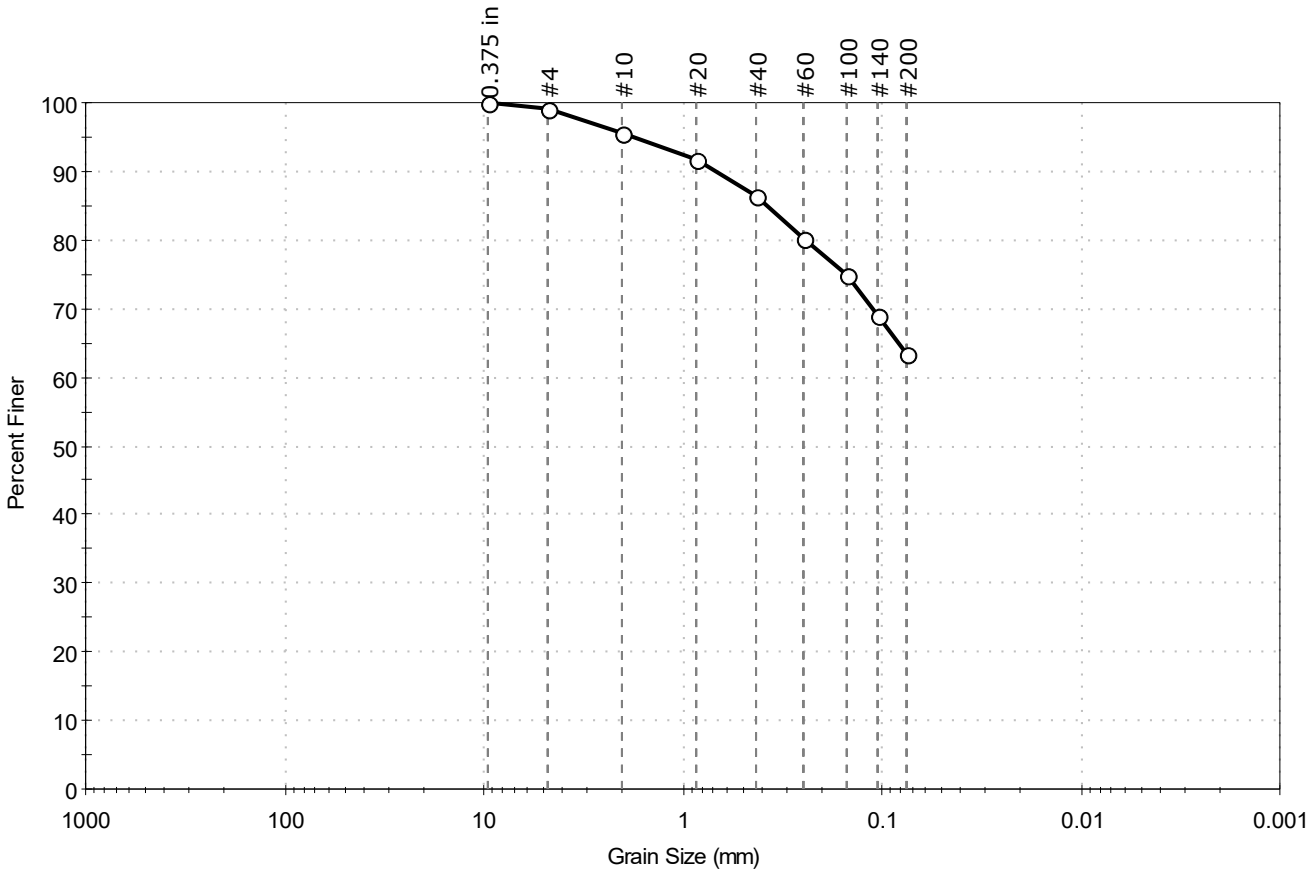


| % Cobble | % Gravel | % Sand | % Silt & Clay Size |
|---|---|---|---|
| — | 0.8 | 35.9 | 63.3 |

| Sieve Name | Sieve Size, mm | Percent Finer | Spec. Percent | Complies |
|---|---|---|---|---|
| 0.375 in | 9.50 | 100 | | |
| #4 | 4.75 | 99 | | |
| #10 | 2.00 | 96 | | |
| #20 | 0.85 | 92 | | |
| #40 | 0.42 | 87 | | |
| #60 | 0.25 | 80 | | |
| #100 | 0.15 | 75 | | |
| #140 | 0.11 | 69 | | |
| #200 | 0.075 | 63 | | |
| | | | | |
| | | | | |

**Coefficients**

$D_{85}$ = 0.3736 mm  $D_{30}$ = N/A
$D_{60}$ = N/A  $D_{15}$ = N/A
$D_{50}$ = N/A  $D_{10}$ = N/A
$C_u$ = N/A  $C_c$ = N/A

**Classification**

ASTM N/A

AASHTO Silty Soils (A-4 (0))

**Sample/Test Description**

Sand/Gravel Particle Shape : ---

Sand/Gravel Hardness : ---

printed 11/10/2020 11:16:18 AM

| | | | | | |
|---|---|---|---|---|---|
| Client: | AECOM | | | | |
| Project: | New Bedford Harbor LTM | | | | |
| Location: | New Bedford, MA | | | Project No: | GTX-312496 |
| Boring ID: | --- | Sample Type: | bag | Tested By: | ckg |
| Sample ID: | S-324-20FSP20-03 | Test Date: | 11/20/20 | Checked By: | bfs |
| Depth : | --- | Test Id: | 583299 | | |
| Test Comment: | --- | | | | |
| Visual Description: | Moist, dark gray sandy silt | | | | |
| Sample Comment: | Sample contains shells | | | | |

# Particle Size Analysis - ASTM D6913

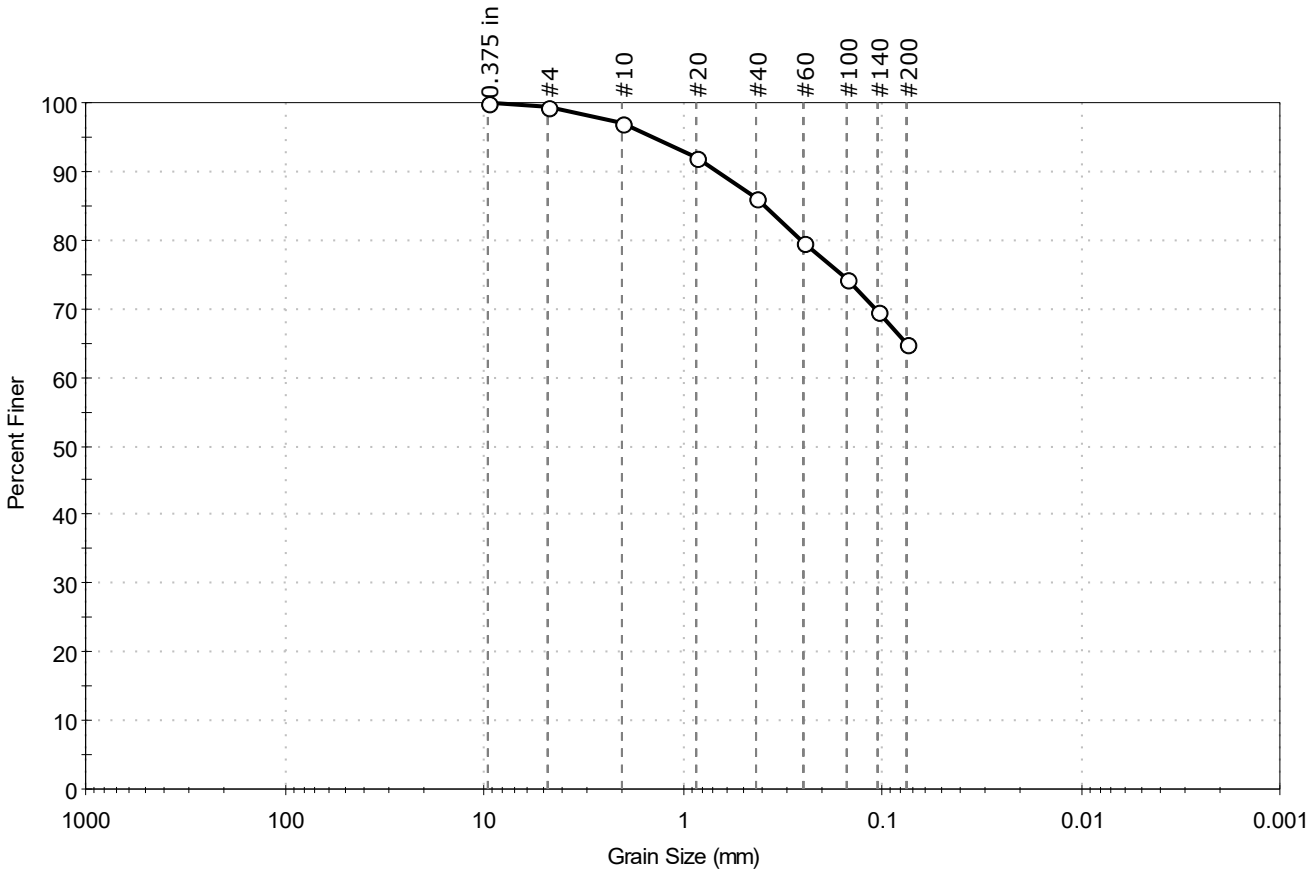


| % Cobble | % Gravel | % Sand | % Silt & Clay Size |
|---|---|---|---|
| -- | 0.5 | 34.7 | 64.8 |

| Sieve Name | Sieve Size, mm | Percent Finer | Spec. Percent | Complies |
|---|---|---|---|---|
| 0.375 in | 9.50 | 100 | | |
| #4 | 4.75 | 99 | | |
| #10 | 2.00 | 97 | | |
| #20 | 0.85 | 92 | | |
| #40 | 0.42 | 86 | | |
| #60 | 0.25 | 80 | | |
| #100 | 0.15 | 74 | | |
| #140 | 0.11 | 70 | | |
| #200 | 0.075 | 65 | | |
| | | | | |
| | | | | |

**Coefficients**

$D_{85}$ = 0.3876 mm  $D_{30}$ = N/A
$D_{60}$ = N/A  $D_{15}$ = N/A
$D_{50}$ = N/A  $D_{10}$ = N/A
$C_u$ = N/A  $C_c$ = N/A

**Classification**

ASTM N/A

AASHTO Silty Soils (A-4 (0))

**Sample/Test Description**

Sand/Gravel Particle Shape : ---

Sand/Gravel Hardness : ---

printed 12/7/2020 4:08:44 PM

| | | | | | |
|---|---|---|---|---|---|
| Client: | AECOM | | | | |
| Project: | New Bedford Harbor LTM | | | | |
| Location: | New Bedford, MA | | | Project No: | GTX-312496 |
| Boring ID: | --- | Sample Type: | bag | Tested By: | ckg |
| Sample ID: | S-325-20FSP20-01 | Test Date: | 11/25/20 | Checked By: | bfs |
| Depth : | --- | Test Id: | 583301 | | |
| Test Comment: | --- | | | | |
| Visual Description: | Moist, dark gray silt with sand | | | | |
| Sample Comment: | --- | | | | |

# Particle Size Analysis - ASTM D6913/D7928

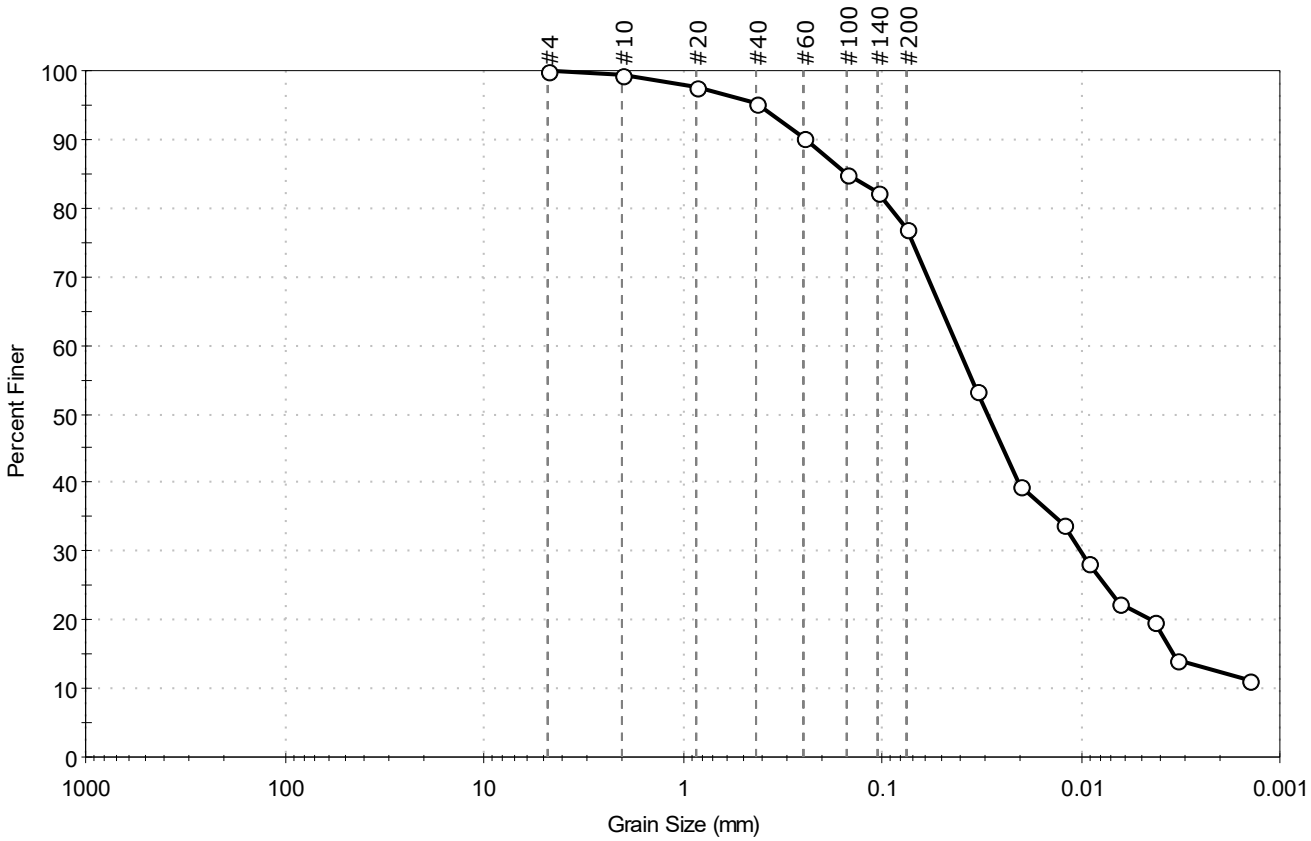


| % Cobble | % Gravel | % Sand | % Silt & Clay Size |
|---|---|---|---|
| — | 0.0 | 23.0 | 77.0 |

| Sieve Name | Sieve Size, mm | Percent Finer | Spec. Percent | Complies |
|---|---|---|---|---|
| #4 | 4.75 | 100 | | |
| #10 | 2.00 | 99 | | |
| #20 | 0.85 | 98 | | |
| #40 | 0.42 | 95 | | |
| #60 | 0.25 | 90 | | |
| #100 | 0.15 | 85 | | |
| #140 | 0.11 | 82 | | |
| #200 | 0.075 | 77 | | |
| Hydrometer | Particle Size (mm) | Percent Finer | Spec. Percent | Complies |
| --- | 0.0333 | 54 | | |
| --- | 0.0204 | 39 | | |
| --- | 0.0124 | 34 | | |
| --- | 0.0092 | 28 | | |
| --- | 0.0065 | 23 | | |
| --- | 0.0043 | 20 | | |
| --- | 0.0033 | 14 | | |
| --- | 0.0014 | 11 | | |
| | | | | |

**Coefficients**

$D_{85}$ = 0.1503 mm  $D_{30}$ = 0.0101 mm
$D_{60}$ = 0.0417 mm  $D_{15}$ = 0.0034 mm
$D_{50}$ = 0.0294 mm  $D_{10}$ = N/A
$C_u$ = N/A  $C_c$ = N/A

**Classification**

ASTM N/A

AASHTO Silty Soils (A-4 (0))

**Sample/Test Description**

Sand/Gravel Particle Shape : ---
Sand/Gravel Hardness : ---
Dispersion Device : Apparatus A - Mech Mixer
Dispersion Period : 1 minute
Est. Specific Gravity : 2.65
Separation of Sample: #200 Sieve

printed 12/7/2020 4:08:48 PM

| | | | | | |
|---|---|---|---|---|---|
| Client: | AECOM | | | | |
| Project: | New Bedford Harbor LTM | | | | |
| Location: | New Bedford, MA | | | Project No: | GTX-312496 |
| Boring ID: | --- | Sample Type: | bag | Tested By: | ckg |
| Sample ID: | S-325-20FSP20-01-REP | Test Date: | 12/01/20 | Checked By: | bfs |
| Depth : | --- | Test Id: | 583302 | | |
| Test Comment: | --- | | | | |
| Visual Description: | Moist, very dark gray clay with sand | | | | |
| Sample Comment: | --- | | | | |

# Particle Size Analysis - ASTM D6913/D7928

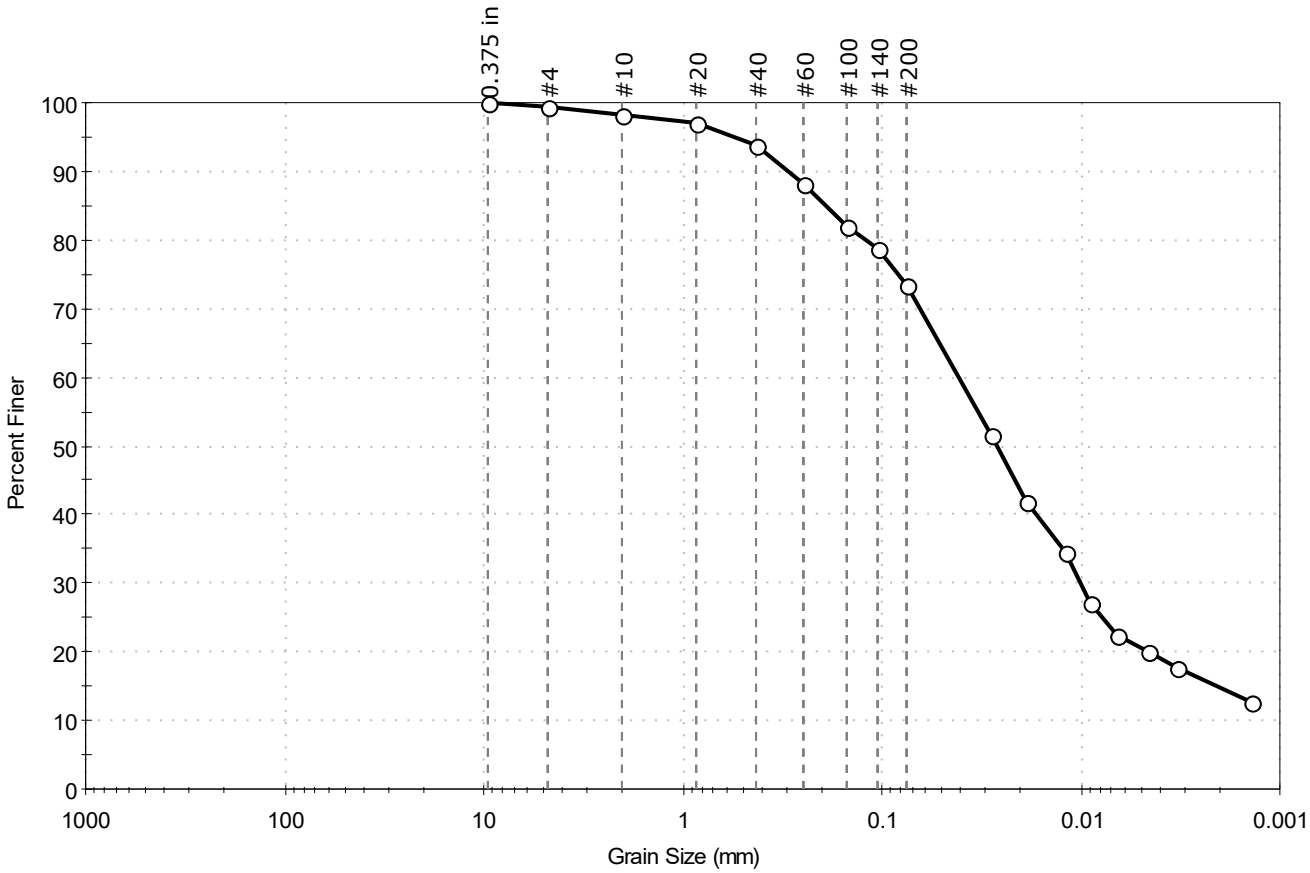


| % Cobble | % Gravel | % Sand | % Silt & Clay Size |
|---|---|---|---|
| — | 0.6 | 26.1 | 73.3 |

| Sieve Name | Sieve Size, mm | Percent Finer | Spec. Percent | Complies |
|---|---|---|---|---|
| 0.375 in | 9.50 | 100 | | |
| #4 | 4.75 | 99 | | |
| #10 | 2.00 | 98 | | |
| #20 | 0.85 | 97 | | |
| #40 | 0.42 | 94 | | |
| #60 | 0.25 | 88 | | |
| #100 | 0.15 | 82 | | |
| #140 | 0.11 | 79 | | |
| #200 | 0.075 | 73 | | |
| Hydrometer | Particle Size (mm) | Percent Finer | Spec. Percent | Complies |
| --- | 0.0280 | 52 | | |
| --- | 0.0190 | 42 | | |
| --- | 0.0121 | 35 | | |
| --- | 0.0089 | 27 | | |
| --- | 0.0065 | 22 | | |
| --- | 0.0046 | 20 | | |
| --- | 0.0033 | 18 | | |
| --- | 0.0014 | 13 | | |
| | | | | |

**Coefficients**

$D_{85}$ = 0.1908 mm  $D_{30}$ = 0.0100 mm
$D_{60}$ = 0.0410 mm  $D_{15}$ = 0.0021 mm
$D_{50}$ = 0.0263 mm  $D_{10}$ = N/A
$C_u$ = N/A  $C_c$ = N/A

**Classification**

ASTM N/A

AASHTO Silty Soils (A-4 (0))

**Sample/Test Description**

Sand/Gravel Particle Shape : ---
Sand/Gravel Hardness : ---
Dispersion Device : Apparatus A - Mech Mixer
Dispersion Period : 1 minute
Est. Specific Gravity : 2.65
Separation of Sample: #200 Sieve

printed 12/7/2020 4:08:52 PM

| | | | | | |
|---|---|---|---|---|---|
| Client: | AECOM | | | | |
| Project: | New Bedford Harbor LTM | | | | |
| Location: | New Bedford, MA | | | Project No: | GTX-312496 |
| Boring ID: | --- | Sample Type: | bag | Tested By: | ckg |
| Sample ID: | S-325-20FSP20-02 | Test Date: | 11/20/20 | Checked By: | bfs |
| Depth : | --- | Test Id: | 583303 | | |
| Test Comment: | --- | | | | |
| Visual Description: | Moist, dark gray silt with sand | | | | |
| Sample Comment: | --- | | | | |

# Particle Size Analysis - ASTM D6913

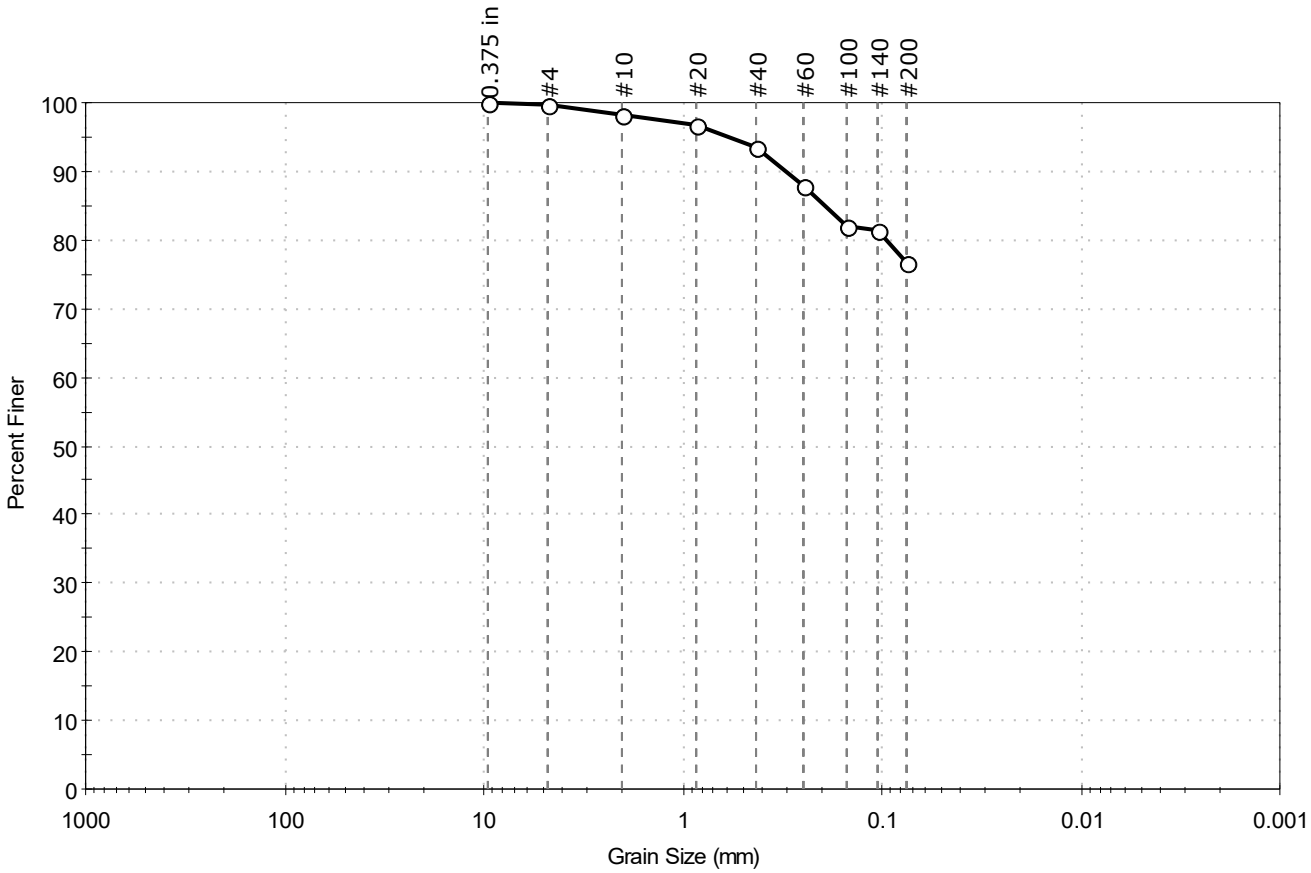


| % Cobble | % Gravel | % Sand | % Silt & Clay Size |
|---|---|---|---|
| -- | 0.3 | 22.9 | 76.8 |

| Sieve Name | Sieve Size, mm | Percent Finer | Spec. Percent | Complies |
|---|---|---|---|---|
| 0.375 in | 9.50 | 100 | | |
| #4 | 4.75 | 100 | | |
| #10 | 2.00 | 98 | | |
| #20 | 0.85 | 97 | | |
| #40 | 0.42 | 93 | | |
| #60 | 0.25 | 88 | | |
| #100 | 0.15 | 82 | | |
| #140 | 0.11 | 81 | | |
| #200 | 0.075 | 77 | | |
| | | | | |
| | | | | |

**Coefficients**

$D_{85}$ = 0.1944 mm  $D_{30}$ = N/A
$D_{60}$ = N/A  $D_{15}$ = N/A
$D_{50}$ = N/A  $D_{10}$ = N/A
$C_u$ = N/A  $C_c$ = N/A

**Classification**

ASTM N/A

AASHTO Silty Soils (A-4 (0))

**Sample/Test Description**

Sand/Gravel Particle Shape : ---

Sand/Gravel Hardness : ---

printed 12/7/2020 4:08:53 PM

| | | | | | |
|---|---|---|---|---|---|
| Client: | AECOM | | | | |
| Project: | New Bedford Harbor LTM | | | | |
| Location: | New Bedford, MA | | | Project No: | GTX-312496 |
| Boring ID: | --- | Sample Type: | bag | Tested By: | ckg |
| Sample ID: | S-325-20FSP20-03 | Test Date: | 11/20/20 | Checked By: | bfs |
| Depth : | --- | Test Id: | 583304 | | |
| Test Comment: | --- | | | | |
| Visual Description: | Moist, dark olive gray sandy clay | | | | |
| Sample Comment: | --- | | | | |

# Particle Size Analysis - ASTM D6913

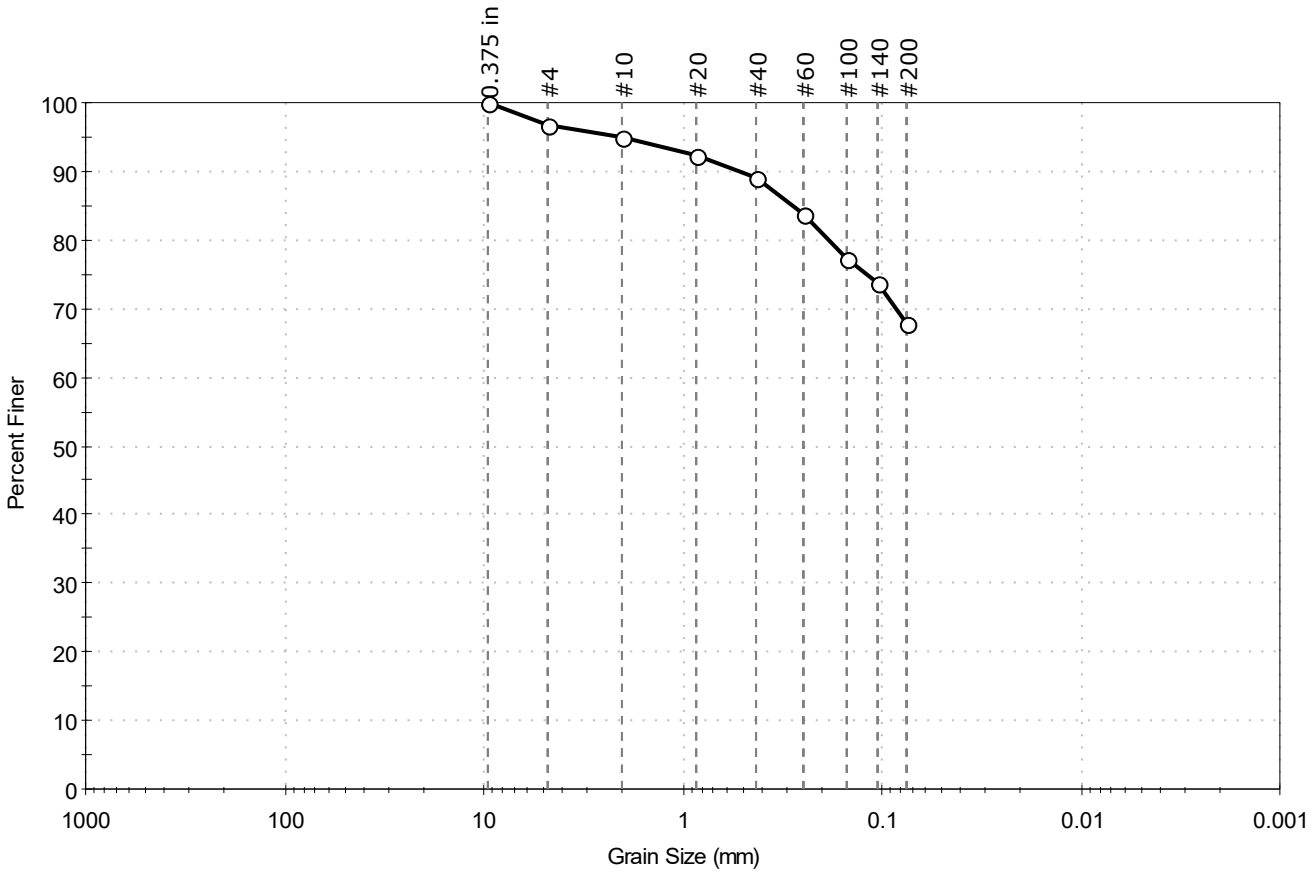


| % Cobble | % Gravel | % Sand | % Silt & Clay Size |
|---|---|---|---|
| — | 3.1 | 29.1 | 67.8 |

| Sieve Name | Sieve Size, mm | Percent Finer | Spec. Percent | Complies |
|---|---|---|---|---|
| 0.375 in | 9.50 | 100 | | |
| #4 | 4.75 | 97 | | |
| #10 | 2.00 | 95 | | |
| #20 | 0.85 | 92 | | |
| #40 | 0.42 | 89 | | |
| #60 | 0.25 | 84 | | |
| #100 | 0.15 | 77 | | |
| #140 | 0.11 | 74 | | |
| #200 | 0.075 | 68 | | |
| | | | | |
| | | | | |

**Coefficients**

$D_{85}$ = 0.2836 mm  $D_{30}$ = N/A
$D_{60}$ = N/A  $D_{15}$ = N/A
$D_{50}$ = N/A  $D_{10}$ = N/A
$C_u$ = N/A  $C_c$ = N/A

**Classification**

ASTM N/A

AASHTO Silty Soils (A-4 (0))

**Sample/Test Description**

Sand/Gravel Particle Shape : ---

Sand/Gravel Hardness : ---

printed 12/7/2020 4:08:55 PM

| | | | | | |
|---|---|---|---|---|---|
| Client: | AECOM | | | | |
| Project: | New Bedford Harbor LTM | | | | |
| Location: | New Bedford, MA | | | Project No: | GTX-312496 |
| Boring ID: | --- | Sample Type: | bag | Tested By: | ckg |
| Sample ID: | S-331-20FSP20-01 | Test Date: | 11/25/20 | Checked By: | bfs |
| Depth : | --- | Test Id: | 583306 | | |
| Test Comment: | --- | | | | |
| Visual Description: | Moist, dark gray silty gravel with sand | | | | |
| Sample Comment: | --- | | | | |

# Particle Size Analysis - ASTM D6913/D7928

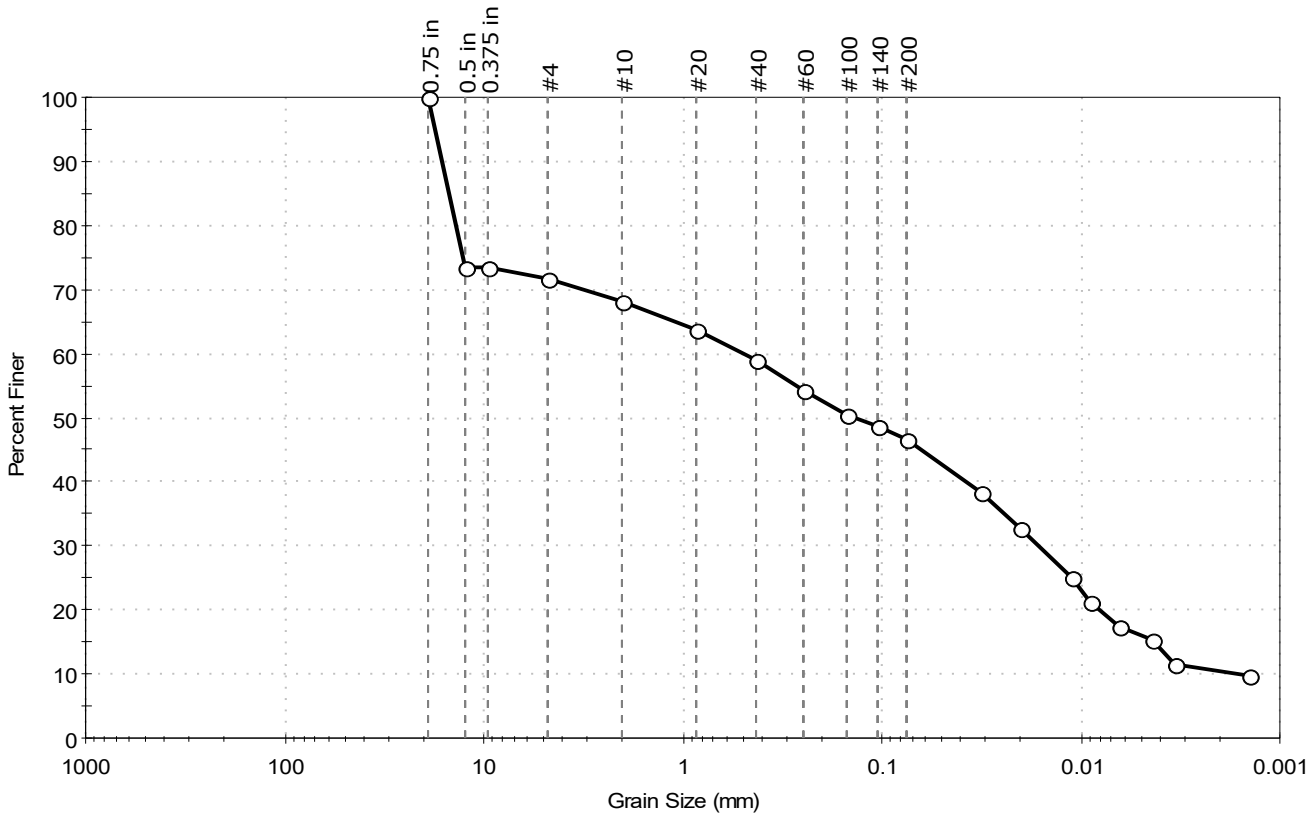


| % Cobble | % Gravel | % Sand | % Silt & Clay Size |
|---|---|---|---|
| – | 28.4 | 25.1 | 46.5 |

| Sieve Name | Sieve Size, mm | Percent Finer | Spec. Percent | Complies |
|---|---|---|---|---|
| 0.75 in | 19.00 | 100 | | |
| 0.5 in | 12.50 | 74 | | |
| 0.375 in | 9.50 | 74 | | |
| #4 | 4.75 | 72 | | |
| #10 | 2.00 | 68 | | |
| #20 | 0.85 | 64 | | |
| #40 | 0.42 | 59 | | |
| #60 | 0.25 | 54 | | |
| #100 | 0.15 | 50 | | |
| #140 | 0.11 | 49 | | |
| #200 | 0.075 | 47 | | |
| Hydrometer | Particle Size (mm) | Percent Finer | Spec. Percent | Complies |
| --- | 0.0316 | 38 | | |
| --- | 0.0204 | 33 | | |
| --- | 0.0112 | 25 | | |
| --- | 0.0090 | 21 | | |
| --- | 0.0065 | 17 | | |
| --- | 0.0044 | 15 | | |
| --- | 0.0034 | 12 | | |
| --- | 0.0014 | 10 | | |
| | | | | |

**Coefficients**

$D_{85}$ = 14.9849 mm  $D_{30}$ = 0.0166 mm
$D_{60}$ = 0.4913 mm  $D_{15}$ = 0.0043 mm
$D_{50}$ = 0.1396 mm  $D_{10}$ = 0.0017 mm
$C_u$ = 289.000  $C_c$ = 0.330

**Classification**

ASTM N/A

AASHTO Silty Soils (A-4 (0))

**Sample/Test Description**

Sand/Gravel Particle Shape : ROUNDED
Sand/Gravel Hardness : HARD
Dispersion Device : Apparatus A - Mech Mixer
Dispersion Period : 1 minute
Est. Specific Gravity : 2.65
Separation of Sample: #200 Sieve

printed 12/7/2020 4:08:59 PM

| | | | | | |
|---|---|---|---|---|---|
| Client: | AECOM | | | | |
| Project: | New Bedford Harbor LTM | | | | |
| Location: | New Bedford, MA | | | Project No: | GTX-312496 |
| Boring ID: | --- | Sample Type: | bag | Tested By: | GA |
| Sample ID: | S-331-20FSP20-02 | Test Date: | 11/09/20 | Checked By: | jsc |
| Depth : | --- | Test Id: | 583307 | | |
| Test Comment: | --- | | | | |
| Visual Description: | Moist, dark greenish gray sandy clay | | | | |
| Sample Comment: | --- | | | | |

# Particle Size Analysis - ASTM D6913

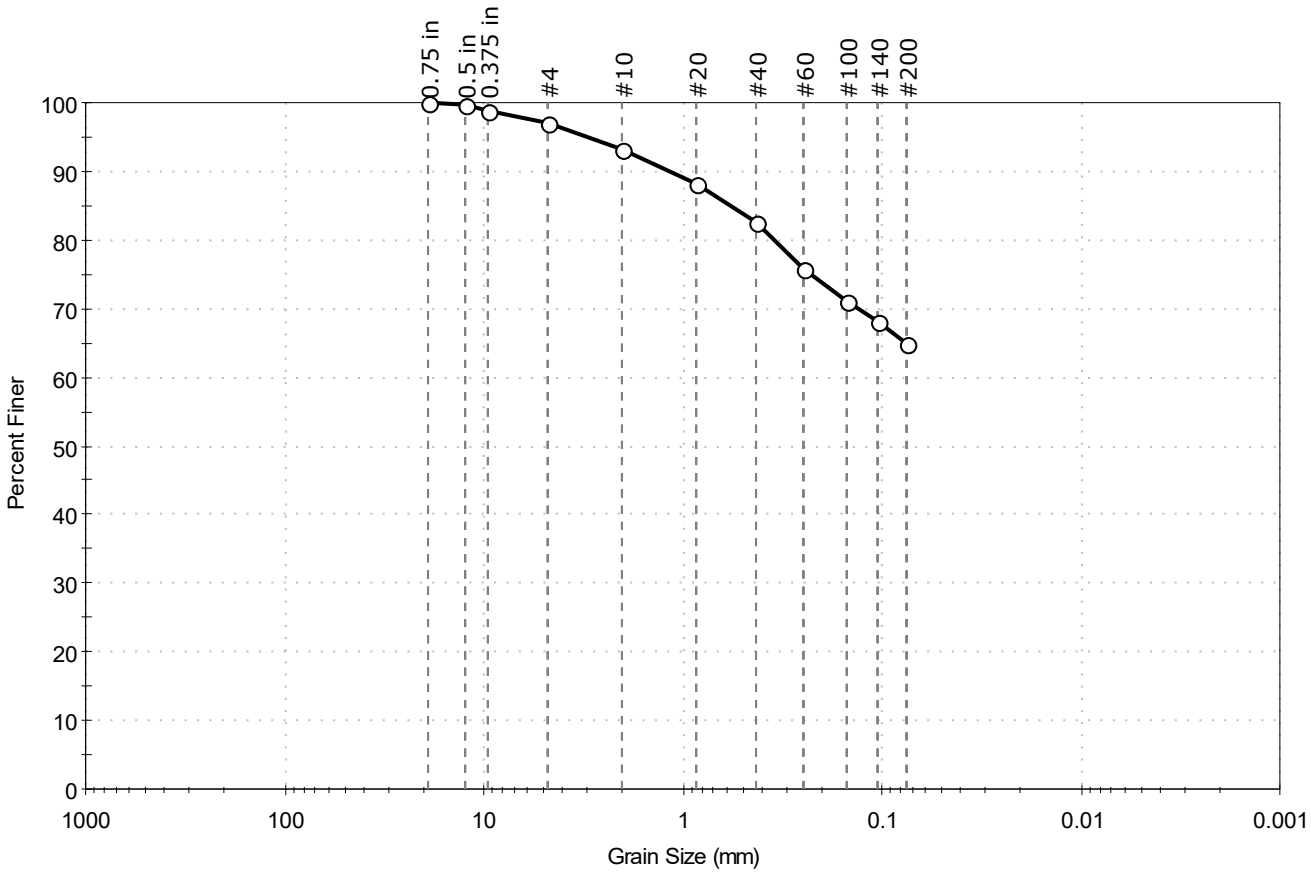


| % Cobble | % Gravel | % Sand | % Silt & Clay Size |
|---|---|---|---|
| — | 3.1 | 32.0 | 64.9 |

| Sieve Name | Sieve Size, mm | Percent Finer | Spec. Percent | Complies |
|---|---|---|---|---|
| 0.75 in | 19.00 | 100 | | |
| 0.5 in | 12.50 | 100 | | |
| 0.375 in | 9.50 | 99 | | |
| #4 | 4.75 | 97 | | |
| #10 | 2.00 | 93 | | |
| #20 | 0.85 | 88 | | |
| #40 | 0.42 | 83 | | |
| #60 | 0.25 | 76 | | |
| #100 | 0.15 | 71 | | |
| #140 | 0.11 | 68 | | |
| #200 | 0.075 | 65 | | |
| | | | | |
| | | | | |

**Coefficients**

$D_{85}$ = 0.5709 mm  $D_{30}$ = N/A
$D_{60}$ = N/A  $D_{15}$ = N/A
$D_{50}$ = N/A  $D_{10}$ = N/A
$C_u$ = N/A  $C_c$ = N/A

**Classification**

ASTM N/A

AASHTO Silty Soils (A-4 (0))

**Sample/Test Description**

Sand/Gravel Particle Shape : ANGULAR

Sand/Gravel Hardness : SOFT

printed 11/10/2020 11:16:19 AM

| | | | | | |
|---|---|---|---|---|---|
| Client: | AECOM | | | | |
| Project: | New Bedford Harbor LTM | | | | |
| Location: | New Bedford, MA | | | Project No: | GTX-312496 |
| Boring ID: | --- | Sample Type: | bag | Tested By: | GA |
| Sample ID: | S-331-20FSP20-03 | Test Date: | 11/04/20 | Checked By: | jsc |
| Depth : | --- | Test Id: | 583308 | | |
| Test Comment: | --- | | | | |
| Visual Description: | Moist, greenish gray sandy clay | | | | |
| Sample Comment: | --- | | | | |

# Particle Size Analysis - ASTM D6913

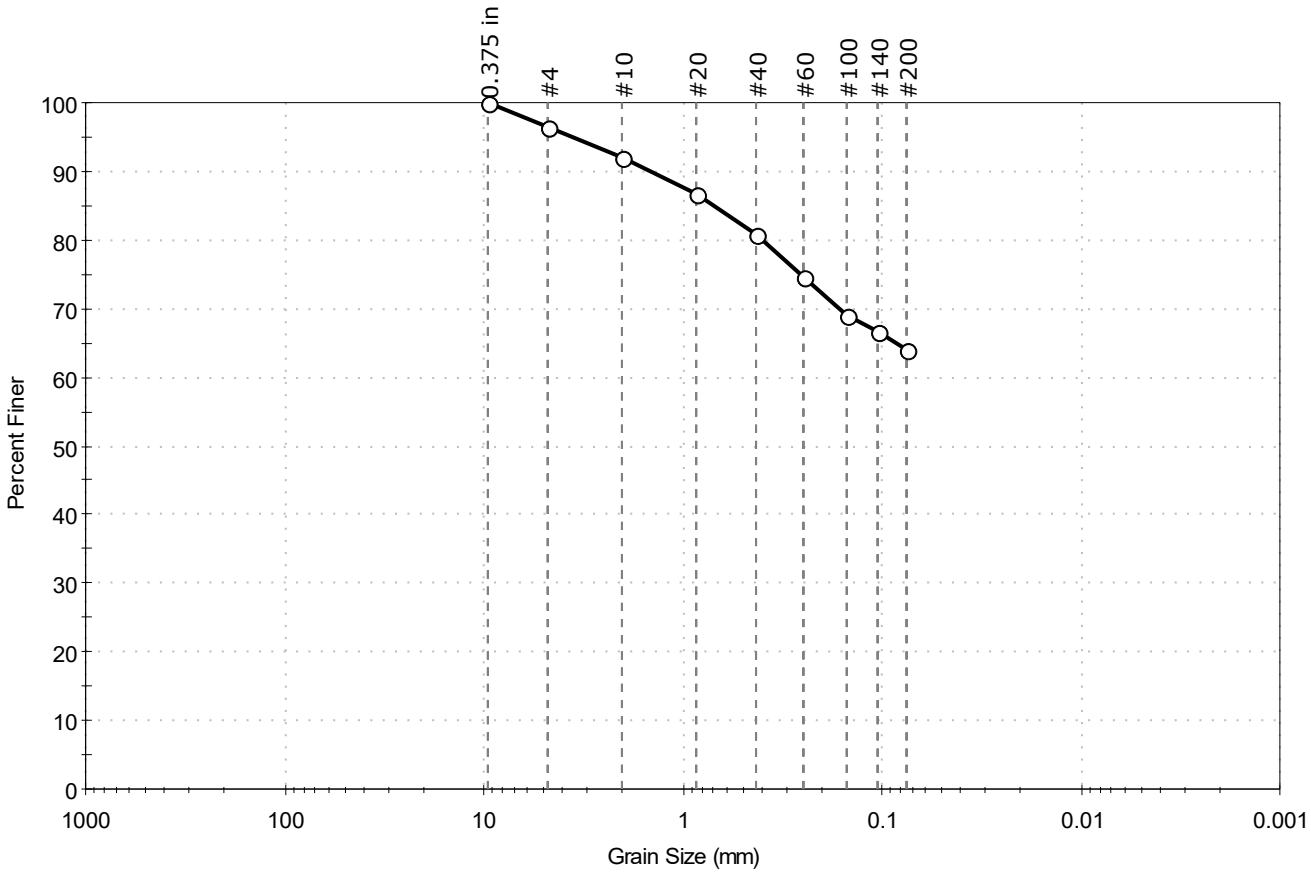


| % Cobble | % Gravel | % Sand | % Silt & Clay Size |
|---|---|---|---|
| -- | 3.7 | 32.3 | 64.0 |

| Sieve Name | Sieve Size, mm | Percent Finer | Spec. Percent | Complies |
|---|---|---|---|---|
| 0.375 in | 9.50 | 100 | | |
| #4 | 4.75 | 96 | | |
| #10 | 2.00 | 92 | | |
| #20 | 0.85 | 87 | | |
| #40 | 0.42 | 81 | | |
| #60 | 0.25 | 75 | | |
| #100 | 0.15 | 69 | | |
| #140 | 0.11 | 67 | | |
| #200 | 0.075 | 64 | | |
| | | | | |
| | | | | |

**Coefficients**

$D_{85}$ = 0.6991 mm  $D_{30}$ = N/A
$D_{60}$ = N/A  $D_{15}$ = N/A
$D_{50}$ = N/A  $D_{10}$ = N/A
$C_u$ = N/A  $C_c$ = N/A

**Classification**

ASTM N/A

AASHTO Silty Soils (A-4 (0))

**Sample/Test Description**

Sand/Gravel Particle Shape : ANGULAR

Sand/Gravel Hardness : SOFT

printed 11/10/2020 11:16:20 AM

| | | | | | |
|---|---|---|---|---|---|
| Client: | AECOM | | | | |
| Project: | New Bedford Harbor LTM | | | | |
| Location: | New Bedford, MA | | | Project No: | GTX-312496 |
| Boring ID: | --- | Sample Type: | bag | Tested By: | ckg |
| Sample ID: | S-332-20FSP20-01 | Test Date: | 11/19/20 | Checked By: | bfs |
| Depth : | --- | Test Id: | 583310 | | |
| Test Comment: | --- | | | | |
| Visual Description: | Moist, dark gray silty sand | | | | |
| Sample Comment: | --- | | | | |

# Particle Size Analysis - ASTM D6913/D7928

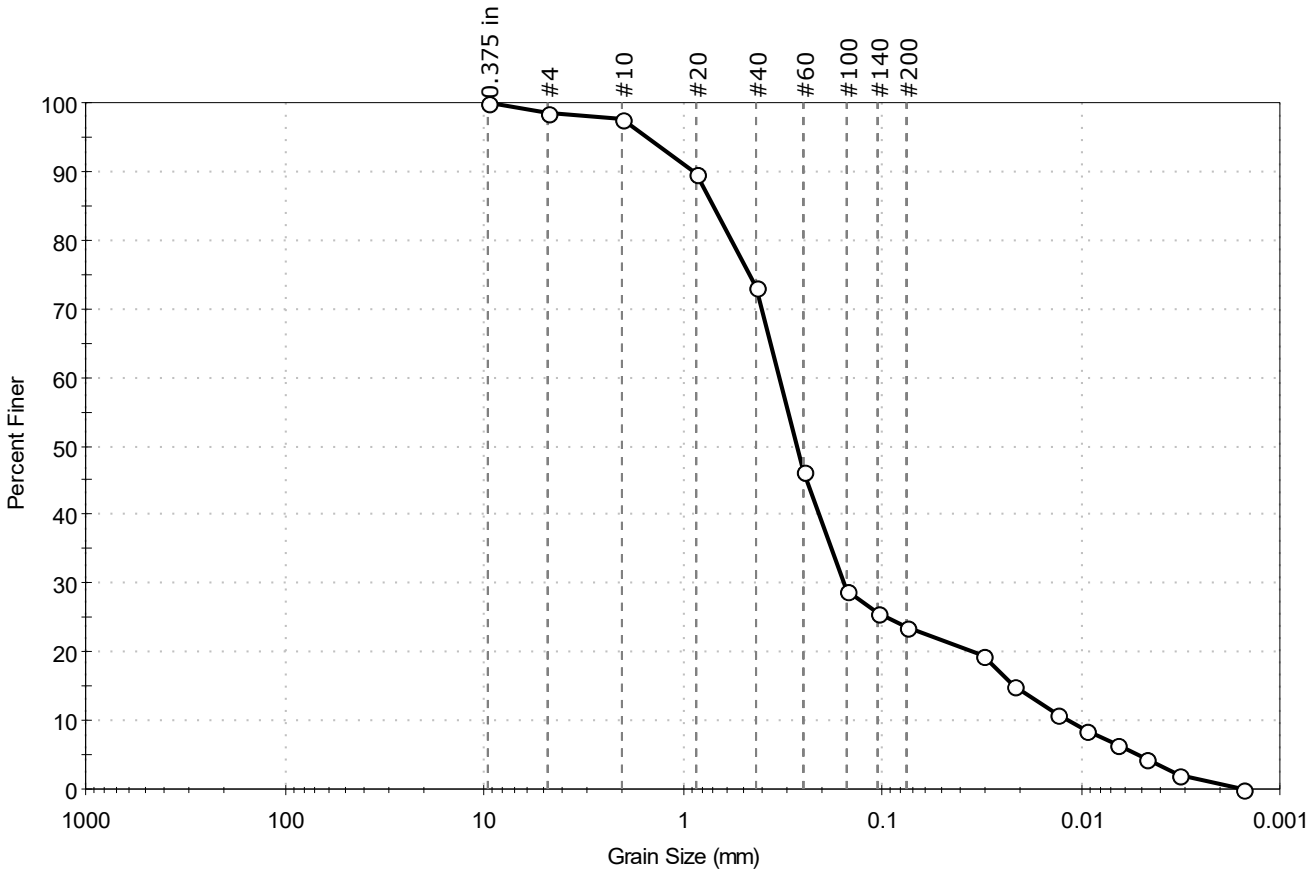


| % Cobble | % Gravel | % Sand | % Silt & Clay Size |
|---|---|---|---|
| — | 1.6 | 74.7 | 23.7 |

| Sieve Name | Sieve Size, mm | Percent Finer | Spec. Percent | Complies |
|---|---|---|---|---|
| 0.375 in | 9.50 | 100 | | |
| #4 | 4.75 | 98 | | |
| #10 | 2.00 | 98 | | |
| #20 | 0.85 | 90 | | |
| #40 | 0.42 | 73 | | |
| #60 | 0.25 | 46 | | |
| #100 | 0.15 | 29 | | |
| #140 | 0.11 | 26 | | |
| #200 | 0.075 | 24 | | |
| Hydrometer | Particle Size (mm) | Percent Finer | Spec. Percent | Complies |
| --- | 0.0314 | 19 | | |
| --- | 0.0215 | 15 | | |
| --- | 0.0131 | 11 | | |
| --- | 0.0093 | 9 | | |
| --- | 0.0066 | 6 | | |
| --- | 0.0048 | 4 | | |
| --- | 0.0032 | 2 | | |
| --- | 0.0015 | 0 | | |
| | | | | |

**Coefficients**

$D_{85}$ = 0.6989 mm  $D_{30}$ = 0.1546 mm
$D_{60}$ = 0.3280 mm  $D_{15}$ = 0.0213 mm
$D_{50}$ = 0.2693 mm  $D_{10}$ = 0.0116 mm
$C_u$ = 28.276  $C_c$ = 6.282

**Classification**

ASTM N/A

AASHTO Silty Gravel and Sand (A-2-4 (0))

**Sample/Test Description**

Sand/Gravel Particle Shape : ---
Sand/Gravel Hardness : ---
Dispersion Device : Apparatus A - Mech Mixer
Dispersion Period : 1 minute
Est. Specific Gravity : 2.65
Separation of Sample: #200 Sieve

printed 12/7/2020 4:09:02 PM

| | | | | | |
|---|---|---|---|---|---|
| Client: | AECOM | | | | |
| Project: | New Bedford Harbor LTM | | | | |
| Location: | New Bedford, MA | | | Project No: | GTX-312496 |
| Boring ID: | --- | Sample Type: | bag | Tested By: | GA |
| Sample ID: | S-332-20FSP20-02 | Test Date: | 11/09/20 | Checked By: | jsc |
| Depth : | --- | Test Id: | 583311 | | |
| Test Comment: | --- | | | | |
| Visual Description: | Moist, greenish gray silty sand | | | | |
| Sample Comment: | --- | | | | |

# Particle Size Analysis - ASTM D6913

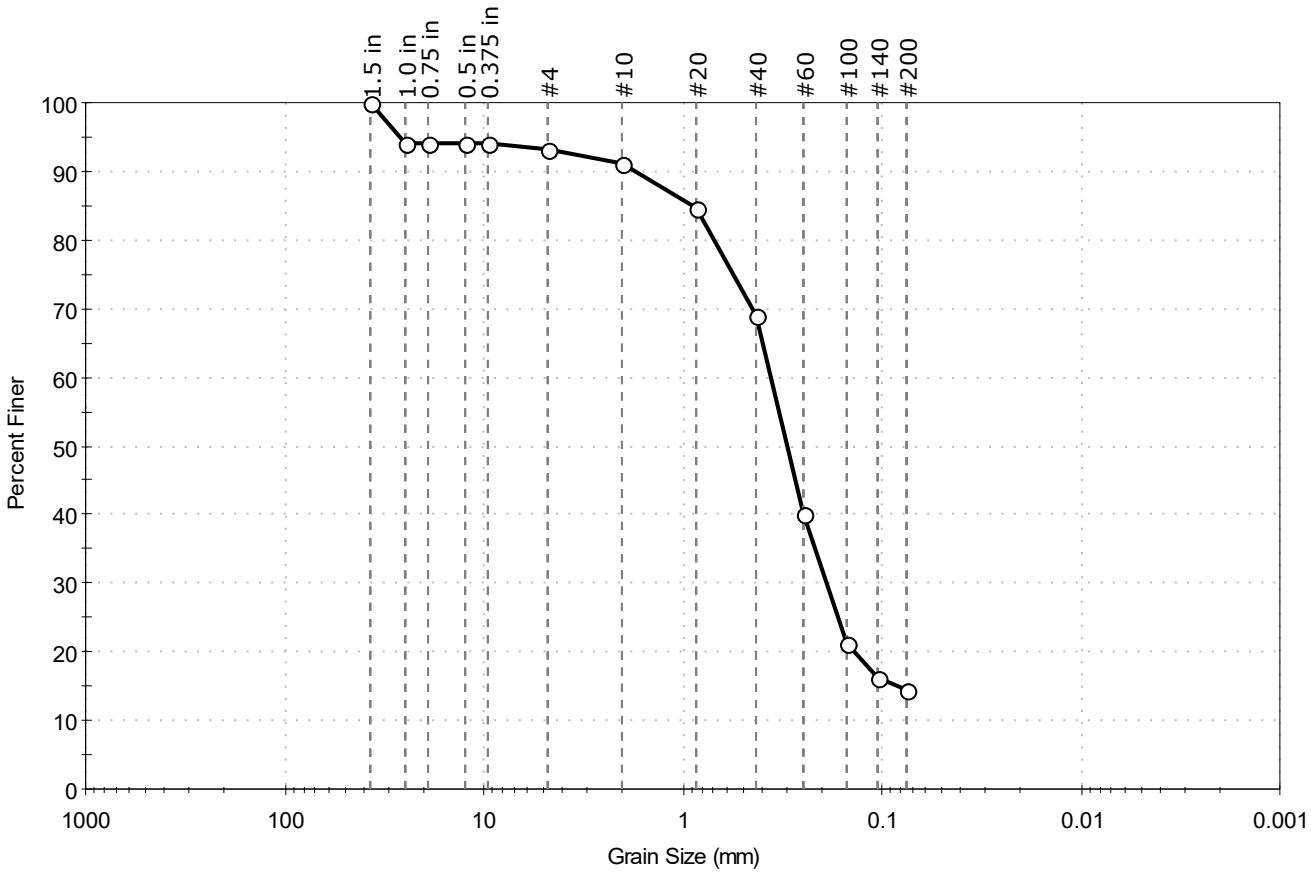


| % Cobble | % Gravel | % Sand | % Silt & Clay Size |
|---|---|---|---|
| — | 6.9 | 78.5 | 14.6 |

| Sieve Name | Sieve Size, mm | Percent Finer | Spec. Percent | Complies |
|---|---|---|---|---|
| 1.5 in | 37.50 | 100 | | |
| 1.0 in | 25.00 | 94 | | |
| 0.75 in | 19.00 | 94 | | |
| 0.5 in | 12.50 | 94 | | |
| 0.375 in | 9.50 | 94 | | |
| #4 | 4.75 | 93 | | |
| #10 | 2.00 | 91 | | |
| #20 | 0.85 | 85 | | |
| #40 | 0.42 | 69 | | |
| #60 | 0.25 | 40 | | |
| #100 | 0.15 | 21 | | |
| #140 | 0.11 | 16 | | |
| #200 | 0.075 | 15 | | |
| | | | | |
| | | | | |

**Coefficients**

$D_{85}$ = 0.8907 mm  $D_{30}$ = 0.1901 mm
$D_{60}$ = 0.3608 mm  $D_{15}$ = 0.0822 mm
$D_{50}$ = 0.3002 mm  $D_{10}$ = N/A
$C_u$ = N/A  $C_c$ = N/A

**Classification**

ASTM N/A

AASHTO Silty Gravel and Sand (A-2-4 (0))

**Sample/Test Description**

Sand/Gravel Particle Shape : ANGULAR

Sand/Gravel Hardness : SOFT

printed 11/10/2020 11:16:20 AM

| | | | | | |
|---|---|---|---|---|---|
| Client: | AECOM | | | | |
| Project: | New Bedford Harbor LTM | | | | |
| Location: | New Bedford, MA | | | Project No: | GTX-312496 |
| Boring ID: | --- | Sample Type: | bag | Tested By: | GA |
| Sample ID: | S-332-20FSP20-03 | Test Date: | 11/04/20 | Checked By: | jsc |
| Depth : | --- | Test Id: | 583312 | | |
| Test Comment: | --- | | | | |
| Visual Description: | Moist, dark greenish gray silty sand | | | | |
| Sample Comment: | --- | | | | |

# Particle Size Analysis - ASTM D6913

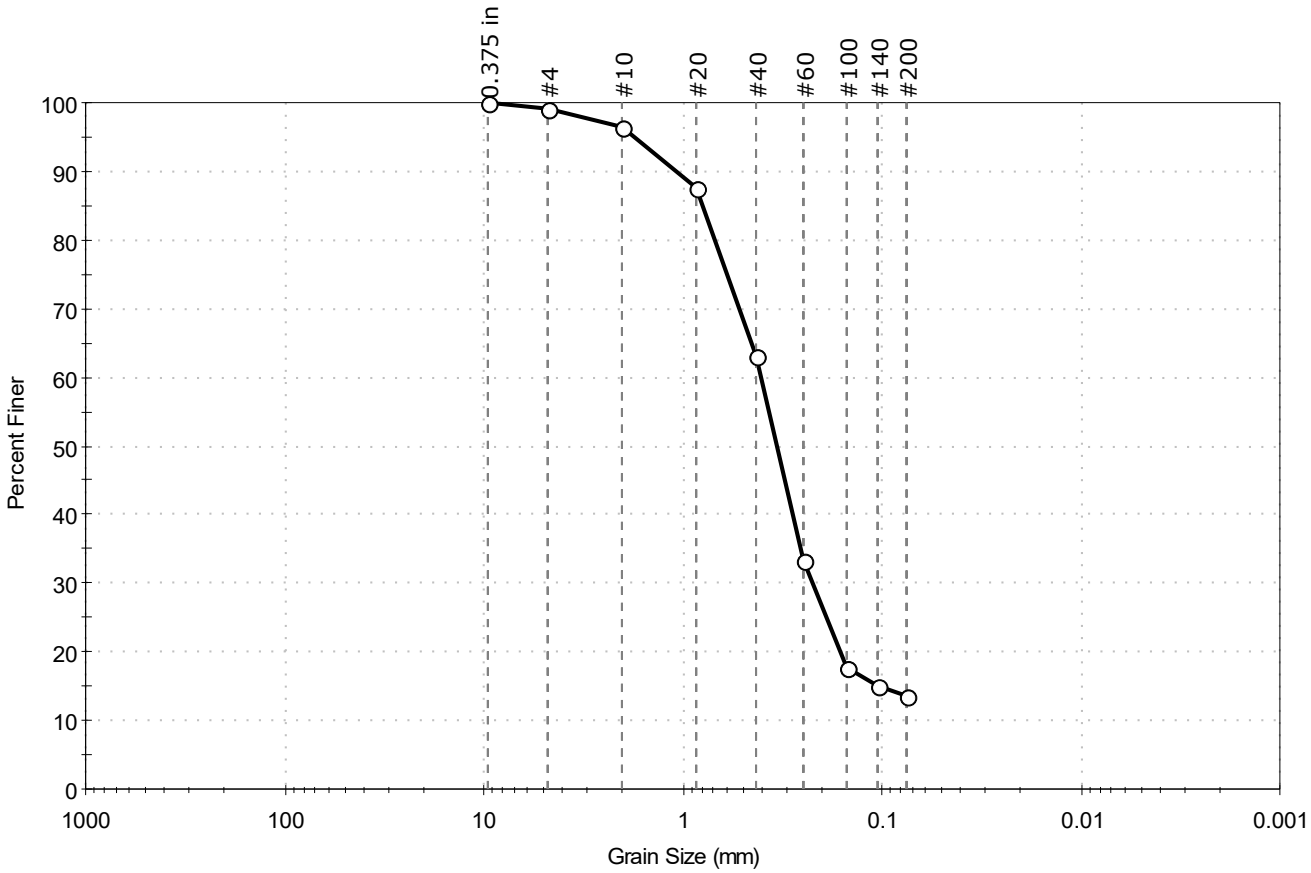


| % Cobble | % Gravel | % Sand | % Silt & Clay Size |
|---|---|---|---|
| -- | 1.0 | 85.3 | 13.7 |

| Sieve Name | Sieve Size, mm | Percent Finer | Spec. Percent | Complies |
|---|---|---|---|---|
| 0.375 in | 9.50 | 100 | | |
| #4 | 4.75 | 99 | | |
| #10 | 2.00 | 96 | | |
| #20 | 0.85 | 88 | | |
| #40 | 0.42 | 63 | | |
| #60 | 0.25 | 33 | | |
| #100 | 0.15 | 18 | | |
| #140 | 0.11 | 15 | | |
| #200 | 0.075 | 14 | | |
| | | | | |
| | | | | |

**Coefficients**

$D_{85}$ = 0.7904 mm  $D_{30}$ = 0.2250 mm

$D_{60}$ = 0.4028 mm  $D_{15}$ = 0.1060 mm

$D_{50}$ = 0.3371 mm  $D_{10}$ = N/A

$C_u$ = N/A  $C_c$ = N/A

**Classification**

ASTM N/A

AASHTO Silty Gravel and Sand (A-2-4 (0))

**Sample/Test Description**

Sand/Gravel Particle Shape : ---

Sand/Gravel Hardness : ---

printed 11/10/2020 11:16:21 AM

| | | | | | |
|---|---|---|---|---|---|
| Client: | AECOM | | | | |
| Project: | New Bedford Harbor LTM | | | | |
| Location: | New Bedford, MA | | | Project No: | GTX-312496 |
| Boring ID: | --- | Sample Type: | bag | Tested By: | ckg |
| Sample ID: | S-333-20FSP20-01 | Test Date: | 11/19/20 | Checked By: | bfs |
| Depth : | --- | Test Id: | 583314 | | |
| Test Comment: | --- | | | | |
| Visual Description: | Moist, very dark gray clayey sand with gravel | | | | |
| Sample Comment: | Sample contains shells | | | | |

# Particle Size Analysis - ASTM D6913/D7928

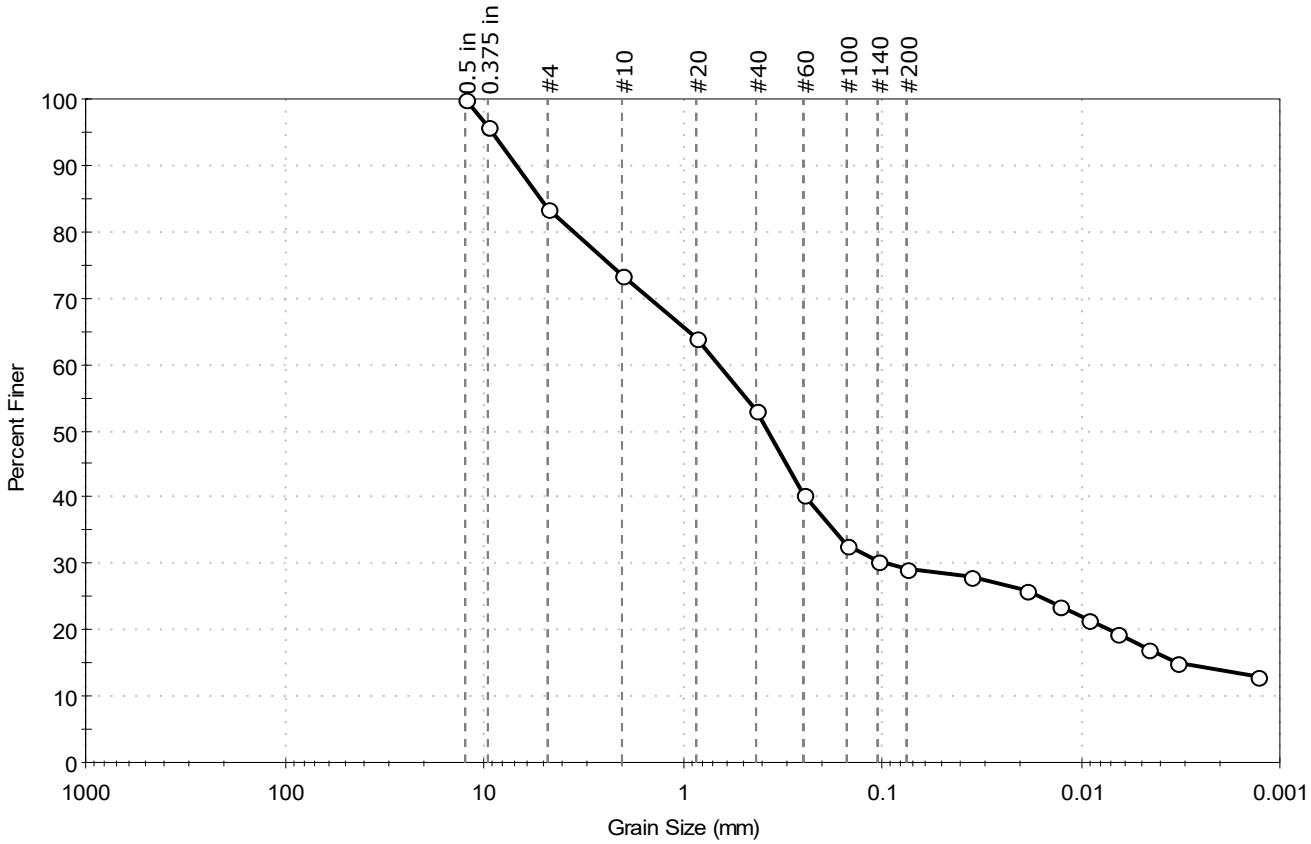


| % Cobble | % Gravel | % Sand | % Silt & Clay Size |
|---|---|---|---|
| — | 16.3 | 54.4 | 29.3 |

| Sieve Name | Sieve Size, mm | Percent Finer | Spec. Percent | Complies |
|---|---|---|---|---|
| 0.5 in | 12.50 | 100 | | |
| 0.375 in | 9.50 | 96 | | |
| #4 | 4.75 | 84 | | |
| #10 | 2.00 | 74 | | |
| #20 | 0.85 | 64 | | |
| #40 | 0.42 | 53 | | |
| #60 | 0.25 | 40 | | |
| #100 | 0.15 | 33 | | |
| #140 | 0.11 | 30 | | |
| #200 | 0.075 | 29 | | |
| Hydrometer | Particle Size (mm) | Percent Finer | Spec. Percent | Complies |
| --- | 0.0357 | 28 | | |
| --- | 0.0186 | 26 | | |
| --- | 0.0128 | 24 | | |
| --- | 0.0092 | 22 | | |
| --- | 0.0066 | 19 | | |
| --- | 0.0046 | 17 | | |
| --- | 0.0033 | 15 | | |
| --- | 0.0013 | 13 | | |
| | | | | |

**Coefficients**

$D_{85}$ = 5.1327 mm  $D_{30}$ = 0.0933 mm
$D_{60}$ = 0.6588 mm  $D_{15}$ = 0.0032 mm
$D_{50}$ = 0.3741 mm  $D_{10}$ = N/A
$C_u$ = N/A  $C_c$ = N/A

**Classification**

ASTM N/A

AASHTO Silty Gravel and Sand (A-2-4 (0))

**Sample/Test Description**

Sand/Gravel Particle Shape : ANGULAR
Sand/Gravel Hardness : HARD
Dispersion Device : Apparatus A - Mech Mixer
Dispersion Period : 1 minute
Est. Specific Gravity : 2.65
Separation of Sample: #200 Sieve

printed 12/7/2020 4:09:06 PM

| | | | | | |
|---|---|---|---|---|---|
| Client: | AECOM | | | | |
| Project: | New Bedford Harbor LTM | | | | |
| Location: | New Bedford, MA | | | Project No: | GTX-312496 |
| Boring ID: | --- | Sample Type: | bag | Tested By: | ckg |
| Sample ID: | S-333-20FSP20-02 | Test Date: | 11/24/20 | Checked By: | bfs |
| Depth : | --- | Test Id: | 583315 | | |
| Test Comment: | --- | | | | |
| Visual Description: | Moist,dark gray silty gravel with sand | | | | |
| Sample Comment: | Sample contains shells | | | | |

# Particle Size Analysis - ASTM D6913

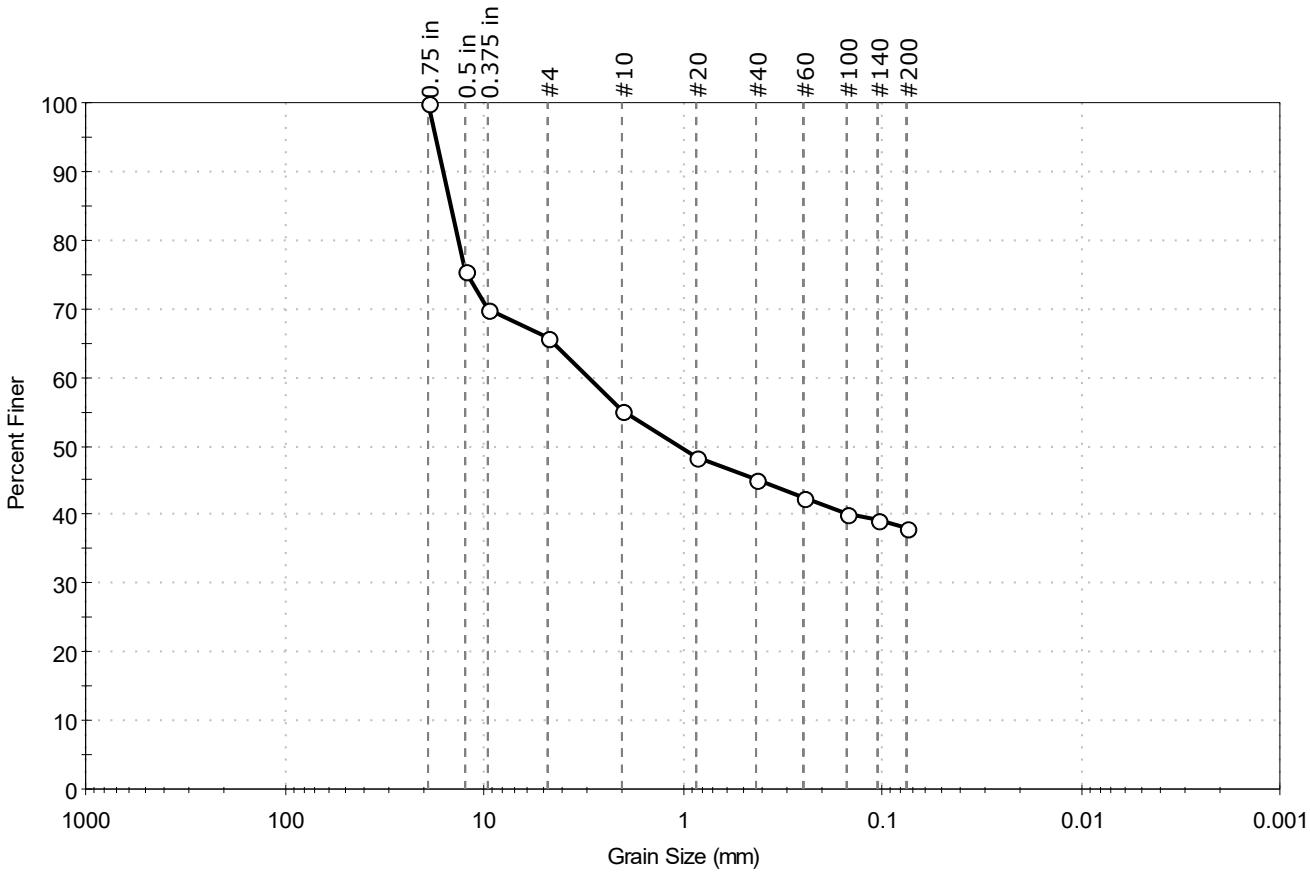


| % Cobble | % Gravel | % Sand | % Silt & Clay Size |
|---|---|---|---|
| -- | 34.4 | 27.5 | 38.1 |

| Sieve Name | Sieve Size, mm | Percent Finer | Spec. Percent | Complies |
|---|---|---|---|---|
| 0.75 in | 19.00 | 100 | | |
| 0.5 in | 12.50 | 76 | | |
| 0.375 in | 9.50 | 70 | | |
| #4 | 4.75 | 66 | | |
| #10 | 2.00 | 55 | | |
| #20 | 0.85 | 48 | | |
| #40 | 0.42 | 45 | | |
| #60 | 0.25 | 42 | | |
| #100 | 0.15 | 40 | | |
| #140 | 0.11 | 39 | | |
| #200 | 0.075 | 38 | | |
| | | | | |
| | | | | |

**Coefficients**

$D_{85}$ = 14.6862 mm  $D_{30}$ = N/A

$D_{60}$ = 2.9714 mm  $D_{15}$ = N/A

$D_{50}$ = 1.0304 mm  $D_{10}$ = N/A

$C_u$ = N/A  $C_c$ = N/A

**Classification**

ASTM N/A

AASHTO Silty Soils (A-4 (0))

**Sample/Test Description**

Sand/Gravel Particle Shape : ANGULAR

Sand/Gravel Hardness : HARD

printed 12/7/2020 4:09:08 PM

| | | | | | |
|---|---|---|---|---|---|
| Client: | AECOM | | | | |
| Project: | New Bedford Harbor LTM | | | | |
| Location: | New Bedford, MA | | | Project No: | GTX-312496 |
| Boring ID: | --- | Sample Type: | bag | Tested By: | GA |
| Sample ID: | S-333-20FSP20-03 | Test Date: | 11/09/20 | Checked By: | jsc |
| Depth : | --- | Test Id: | 583316 | | |
| Test Comment: | --- | | | | |
| Visual Description: | Wet, black clayey gravel | | | | |
| Sample Comment: | --- | | | | |

# Particle Size Analysis - ASTM D6913

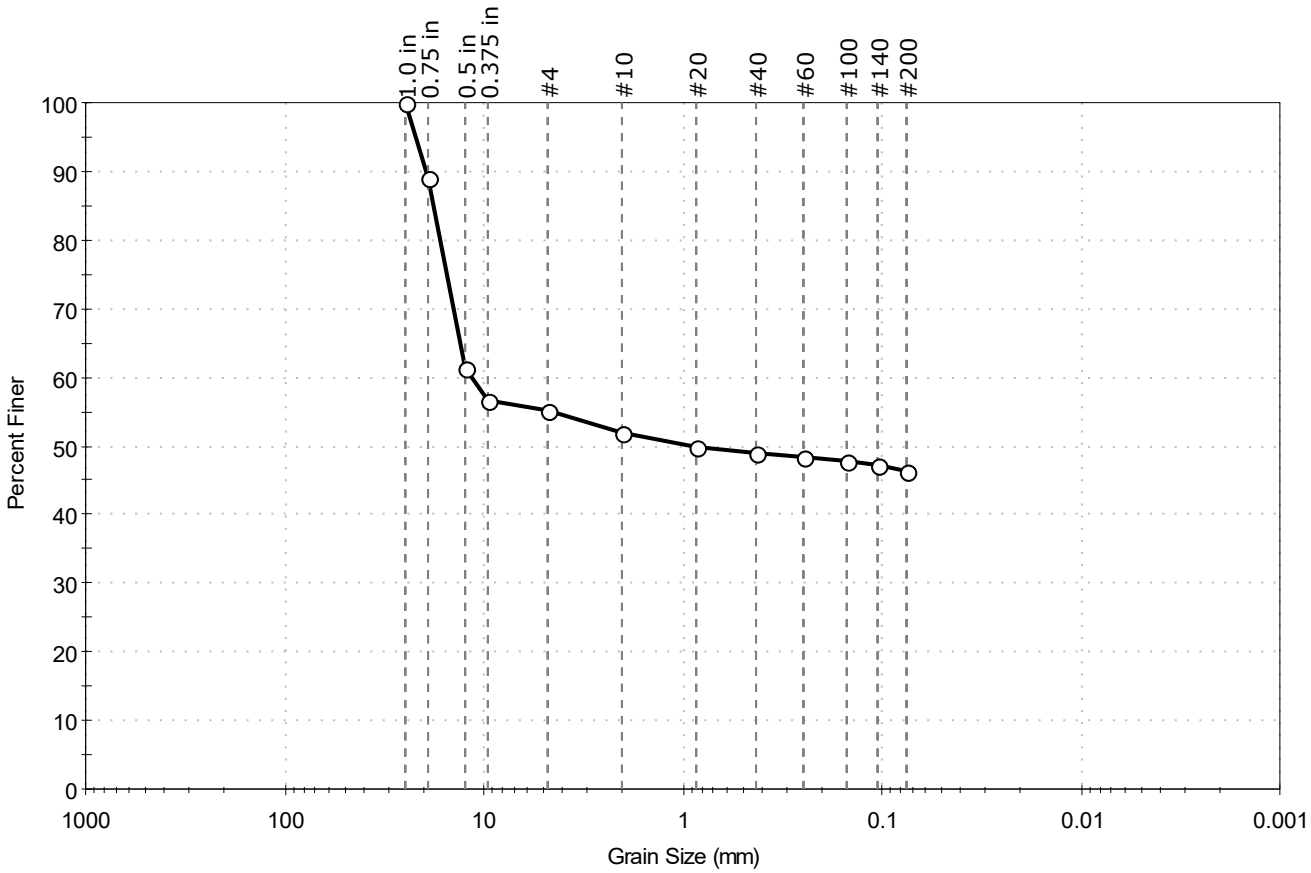


| % Cobble | % Gravel | % Sand | % Silt & Clay Size |
|---|---|---|---|
| -- | 44.8 | 8.8 | 46.4 |

| Sieve Name | Sieve Size, mm | Percent Finer | Spec. Percent | Complies |
|---|---|---|---|---|
| 1.0 in | 25.00 | 100 | | |
| 0.75 in | 19.00 | 89 | | |
| 0.5 in | 12.50 | 61 | | |
| 0.375 in | 9.50 | 56 | | |
| #4 | 4.75 | 55 | | |
| #10 | 2.00 | 52 | | |
| #20 | 0.85 | 50 | | |
| #40 | 0.42 | 49 | | |
| #60 | 0.25 | 48 | | |
| #100 | 0.15 | 48 | | |
| #140 | 0.11 | 47 | | |
| #200 | 0.075 | 46 | | |
| | | | | |
| | | | | |

**Coefficients**

$D_{85}$ = 17.8943 mm  $D_{30}$ = N/A
$D_{60}$ = 11.5614 mm  $D_{15}$ = N/A
$D_{50}$ = 0.9075 mm  $D_{10}$ = N/A
$C_u$ = N/A  $C_c$ = N/A

**Classification**

ASTM N/A

AASHTO Silty Soils (A-4 (0))

**Sample/Test Description**

Sand/Gravel Particle Shape : ANGULAR

Sand/Gravel Hardness : SOFT

printed 11/10/2020 11:16:22 AM

| | | | | | |
|---|---|---|---|---|---|
| Client: | AECOM | | | | |
| Project: | New Bedford Harbor LTM | | | | |
| Location: | New Bedford, MA | | | Project No: | GTX-312496 |
| Boring ID: | --- | Sample Type: | bag | Tested By: | ckg |
| Sample ID: | S-334-20FSP20-01 | Test Date: | 11/19/20 | Checked By: | bfs |
| Depth : | --- | Test Id: | 583318 | | |
| Test Comment: | --- | | | | |
| Visual Description: | Moist, grayish brown silt with sand | | | | |
| Sample Comment: | --- | | | | |

# Particle Size Analysis - ASTM D6913/D7928

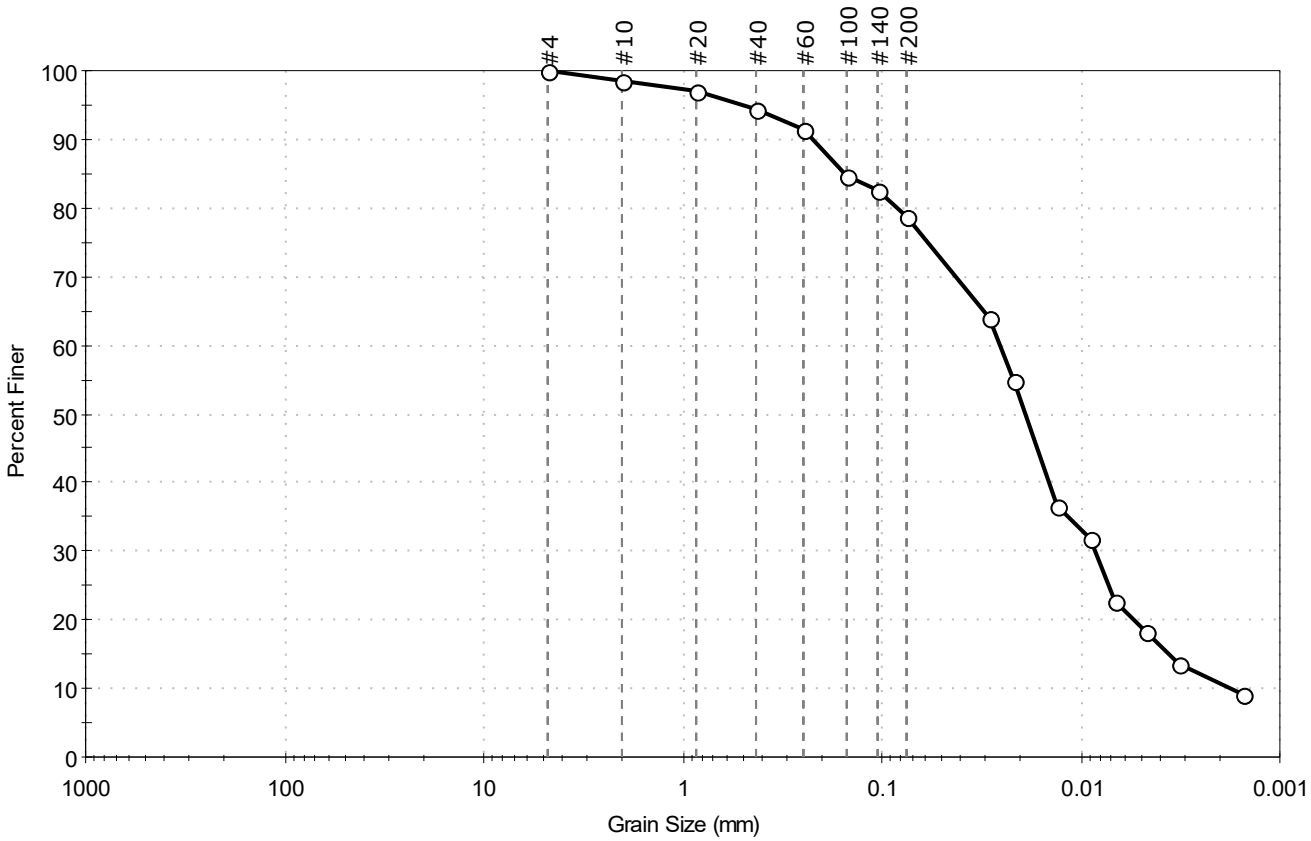


| % Cobble | % Gravel | % Sand | % Silt & Clay Size |
|---|---|---|---|
| — | 0.0 | 21.2 | 78.8 |

| Sieve Name | Sieve Size, mm | Percent Finer | Spec. Percent | Complies |
|---|---|---|---|---|
| #4 | 4.75 | 100 | | |
| #10 | 2.00 | 99 | | |
| #20 | 0.85 | 97 | | |
| #40 | 0.42 | 94 | | |
| #60 | 0.25 | 91 | | |
| #100 | 0.15 | 85 | | |
| #140 | 0.11 | 83 | | |
| #200 | 0.075 | 79 | | |
| Hydrometer | Particle Size (mm) | Percent Finer | Spec. Percent | Complies |
| --- | 0.0290 | 64 | | |
| --- | 0.0218 | 55 | | |
| --- | 0.0131 | 37 | | |
| --- | 0.0090 | 32 | | |
| --- | 0.0067 | 23 | | |
| --- | 0.0048 | 18 | | |
| --- | 0.0033 | 14 | | |
| --- | 0.0015 | 9 | | |
| | | | | |

**Coefficients**

$D_{85}$ = 0.1524 mm  $D_{30}$ = 0.0084 mm
$D_{60}$ = 0.0257 mm  $D_{15}$ = 0.0036 mm
$D_{50}$ = 0.0191 mm  $D_{10}$ = 0.0018 mm
$C_u$ = 14.278  $C_c$ = 1.525

**Classification**

ASTM N/A

AASHTO Silty Soils (A-4 (0))

**Sample/Test Description**

Sand/Gravel Particle Shape : ---
Sand/Gravel Hardness : ---
Dispersion Device : Apparatus A - Mech Mixer
Dispersion Period : 1 minute
Est. Specific Gravity : 2.65
Separation of Sample: #200 Sieve

printed 12/7/2020 4:09:11 PM

| | | | | | |
|---|---|---|---|---|---|
| Client: | AECOM | | | | |
| Project: | New Bedford Harbor LTM | | | | |
| Location: | New Bedford, MA | | | Project No: | GTX-312496 |
| Boring ID: | --- | Sample Type: | bag | Tested By: | GA |
| Sample ID: | S-334-20FSP20-02 | Test Date: | 11/04/20 | Checked By: | jsc |
| Depth : | --- | Test Id: | 583319 | | |
| Test Comment: | --- | | | | |
| Visual Description: | Moist, greenish gray sandy clay | | | | |
| Sample Comment: | --- | | | | |

# Particle Size Analysis - ASTM D6913

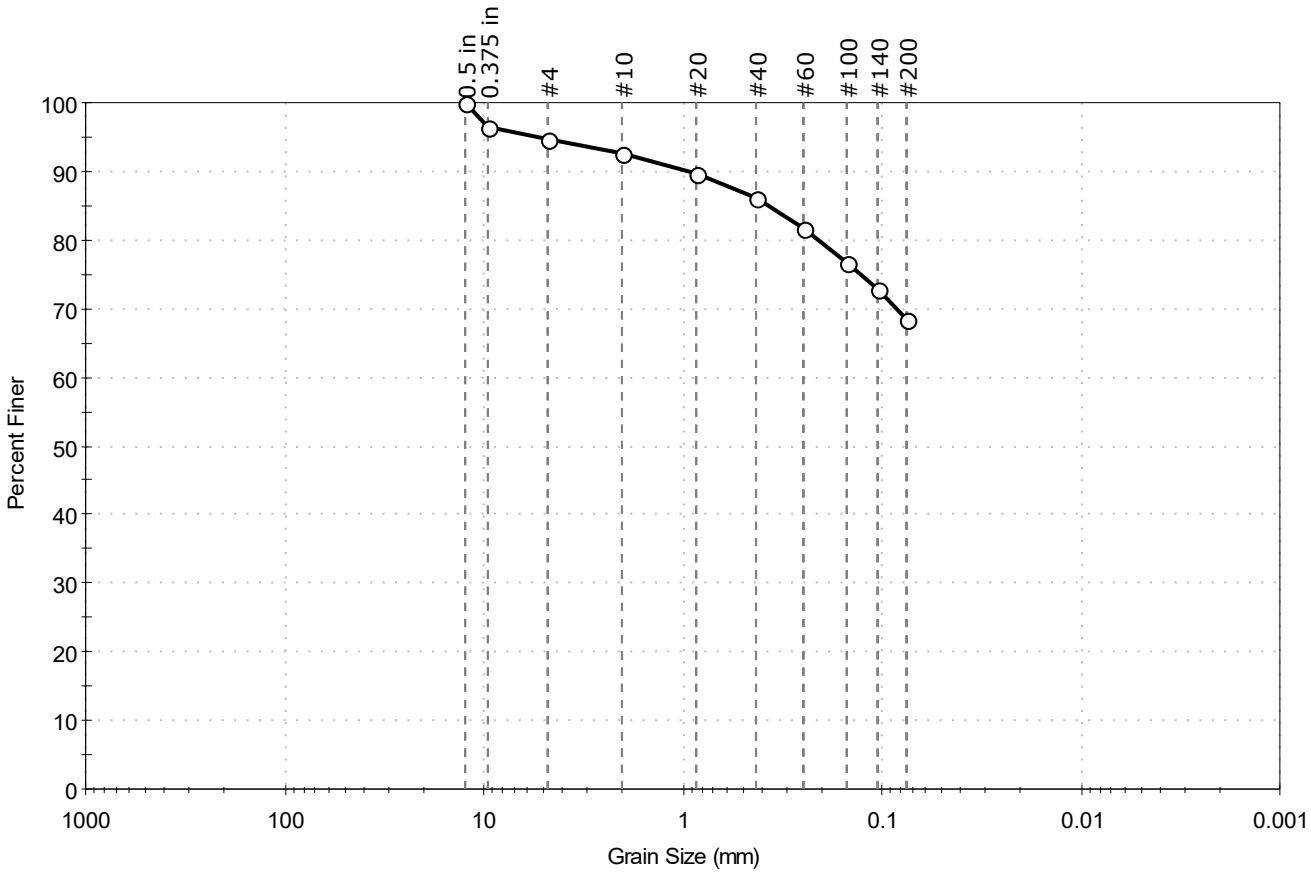


| % Cobble | % Gravel | % Sand | % Silt & Clay Size |
|---|---|---|---|
| — | 5.4 | 26.2 | 68.4 |

| Sieve Name | Sieve Size, mm | Percent Finer | Spec. Percent | Complies |
|---|---|---|---|---|
| 0.5 in | 12.50 | 100 | | |
| 0.375 in | 9.50 | 96 | | |
| #4 | 4.75 | 95 | | |
| #10 | 2.00 | 93 | | |
| #20 | 0.85 | 90 | | |
| #40 | 0.42 | 86 | | |
| #60 | 0.25 | 82 | | |
| #100 | 0.15 | 77 | | |
| #140 | 0.11 | 73 | | |
| #200 | 0.075 | 68 | | |
| | | | | |
| | | | | |

**Coefficients**

$D_{85}$ = 0.3759 mm  $D_{30}$ = N/A
$D_{60}$ = N/A  $D_{15}$ = N/A
$D_{50}$ = N/A  $D_{10}$ = N/A
$C_u$ = N/A  $C_c$ = N/A

**Classification**

ASTM N/A

AASHTO Silty Soils (A-4 (0))

**Sample/Test Description**

Sand/Gravel Particle Shape : ANGULAR

Sand/Gravel Hardness : SOFT

printed 11/10/2020 11:16:22 AM

| | | | | | |
|---|---|---|---|---|---|
| Client: | AECOM | | | | |
| Project: | New Bedford Harbor LTM | | | | |
| Location: | New Bedford, MA | | | Project No: | GTX-312496 |
| Boring ID: | --- | Sample Type: | bag | Tested By: | GA |
| Sample ID: | S-334-20FSP20-03 | Test Date: | 11/06/20 | Checked By: | jsc |
| Depth : | --- | Test Id: | 583320 | | |
| Test Comment: | --- | | | | |
| Visual Description: | Moist, dark greenish gray sandy clay | | | | |
| Sample Comment: | --- | | | | |

# Particle Size Analysis - ASTM D6913

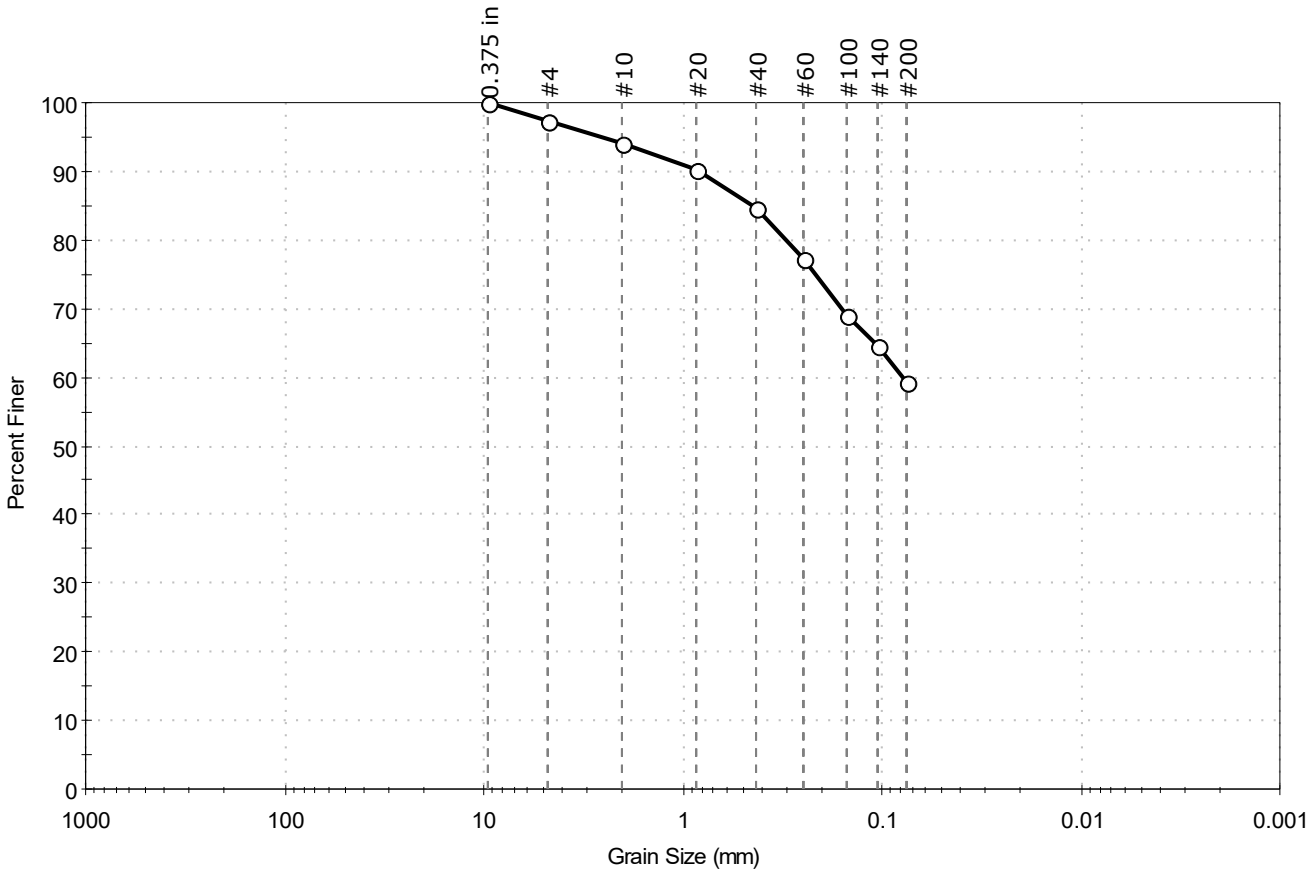


| % Cobble | % Gravel | % Sand | % Silt & Clay Size |
|---|---|---|---|
| — | 2.7 | 38.0 | 59.3 |

| Sieve Name | Sieve Size, mm | Percent Finer | Spec. Percent | Complies |
|---|---|---|---|---|
| 0.375 in | 9.50 | 100 | | |
| #4 | 4.75 | 97 | | |
| #10 | 2.00 | 94 | | |
| #20 | 0.85 | 90 | | |
| #40 | 0.42 | 85 | | |
| #60 | 0.25 | 77 | | |
| #100 | 0.15 | 69 | | |
| #140 | 0.11 | 65 | | |
| #200 | 0.075 | 59 | | |
| | | | | |
| | | | | |

**Coefficients**

$D_{85}$ = 0.4437 mm  $D_{30}$ = N/A
$D_{60}$ = 0.0786 mm  $D_{15}$ = N/A
$D_{50}$ = N/A  $D_{10}$ = N/A
$C_u$ = N/A  $C_c$ = N/A

**Classification**

ASTM N/A

AASHTO Silty Soils (A-4 (0))

**Sample/Test Description**

Sand/Gravel Particle Shape : ANGULAR

Sand/Gravel Hardness : HARD

printed 11/10/2020 11:16:23 AM

| | | | | | |
|---|---|---|---|---|---|
| Client: | AECOM | | | | |
| Project: | New Bedford Harbor LTM | | | | |
| Location: | New Bedford, MA | | | Project No: | GTX-312496 |
| Boring ID: | --- | Sample Type: | bag | Tested By: | ckg |
| Sample ID: | S-335-20FSP20-01 | Test Date: | 11/24/20 | Checked By: | bfs |
| Depth : | --- | Test Id: | 583322 | | |
| Test Comment: | --- | | | | |
| Visual Description: | Moist, dark gray sandy silt | | | | |
| Sample Comment: | Sample contains shells | | | | |

# Particle Size Analysis - ASTM D6913/D7928

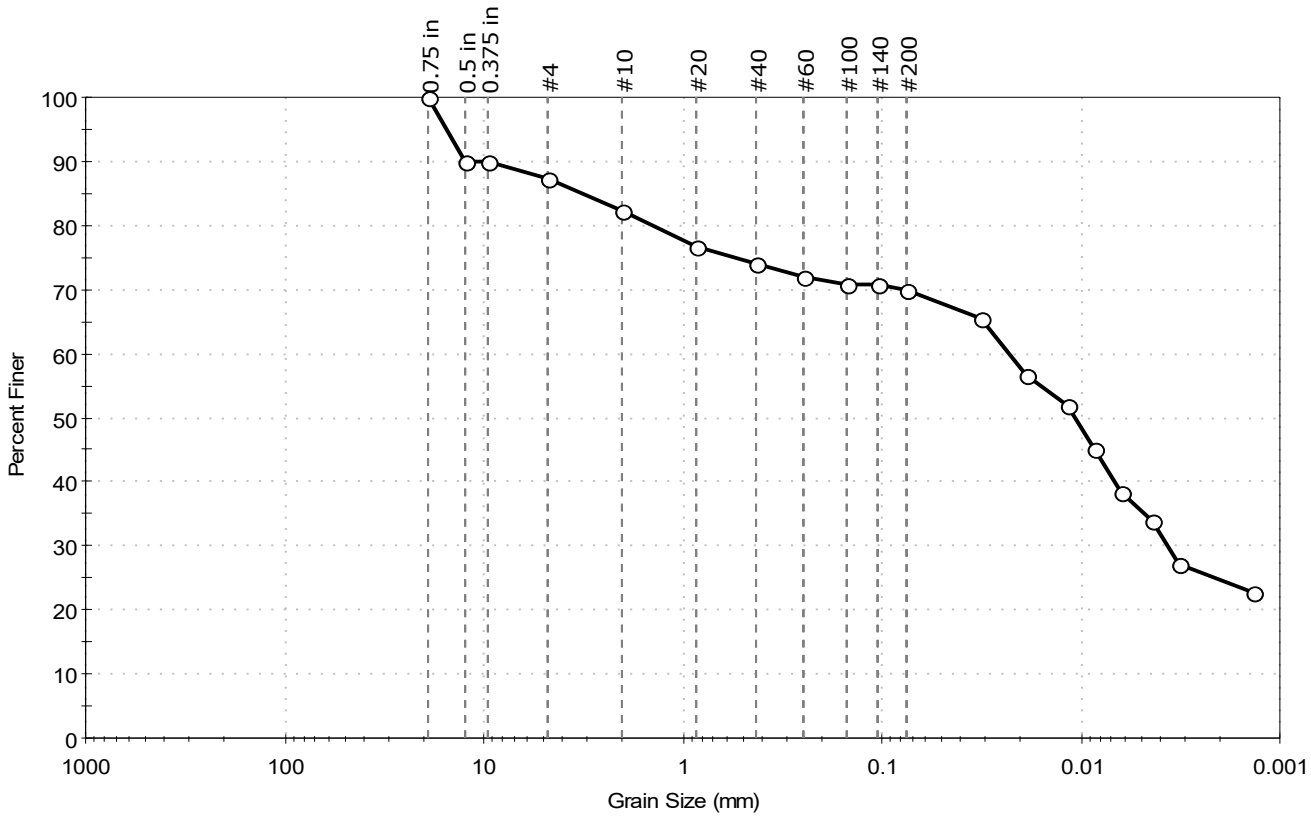


| % Cobble | % Gravel | % Sand | % Silt & Clay Size |
|---|---|---|---|
| – | 12.5 | 17.5 | 70.0 |

| Sieve Name | Sieve Size, mm | Percent Finer | Spec. Percent | Complies |
|---|---|---|---|---|
| 0.75 in | 19.00 | 100 | | |
| 0.5 in | 12.50 | 90 | | |
| 0.375 in | 9.50 | 90 | | |
| #4 | 4.75 | 87 | | |
| #10 | 2.00 | 82 | | |
| #20 | 0.85 | 77 | | |
| #40 | 0.42 | 74 | | |
| #60 | 0.25 | 72 | | |
| #100 | 0.15 | 71 | | |
| #140 | 0.11 | 71 | | |
| #200 | 0.075 | 70 | | |
| Hydrometer | Particle Size (mm) | Percent Finer | Spec. Percent | Complies |
| --- | 0.0320 | 66 | | |
| --- | 0.0188 | 57 | | |
| --- | 0.0118 | 52 | | |
| --- | 0.0085 | 45 | | |
| --- | 0.0063 | 38 | | |
| --- | 0.0044 | 34 | | |
| --- | 0.0032 | 27 | | |
| --- | 0.0014 | 23 | | |
| | | | | |

**Coefficients**

$D_{85}$ = 3.1205 mm  $D_{30}$ = 0.0037 mm
$D_{60}$ = 0.0231 mm  $D_{15}$ = N/A
$D_{50}$ = 0.0107 mm  $D_{10}$ = N/A
$C_u$ = N/A  $C_c$ = N/A

**Classification**

ASTM N/A

AASHTO Silty Soils (A-4 (0))

**Sample/Test Description**

Sand/Gravel Particle Shape : ANGULAR
Sand/Gravel Hardness : HARD
Dispersion Device : Apparatus A - Mech Mixer
Dispersion Period : 1 minute
Est. Specific Gravity : 2.65
Separation of Sample: #200 Sieve

printed 12/7/2020 4:09:14 PM

| | | | | | |
|---|---|---|---|---|---|
| Client: | AECOM | | | | |
| Project: | New Bedford Harbor LTM | | | | |
| Location: | New Bedford, MA | | | Project No: | GTX-312496 |
| Boring ID: | --- | Sample Type: | bag | Tested By: | GA |
| Sample ID: | S-335-20FSP20-02 | Test Date: | 11/09/20 | Checked By: | jsc |
| Depth : | --- | Test Id: | 583323 | | |
| Test Comment: | --- | | | | |
| Visual Description: | Moist, black clayey gravel | | | | |
| Sample Comment: | --- | | | | |

# Particle Size Analysis - ASTM D6913

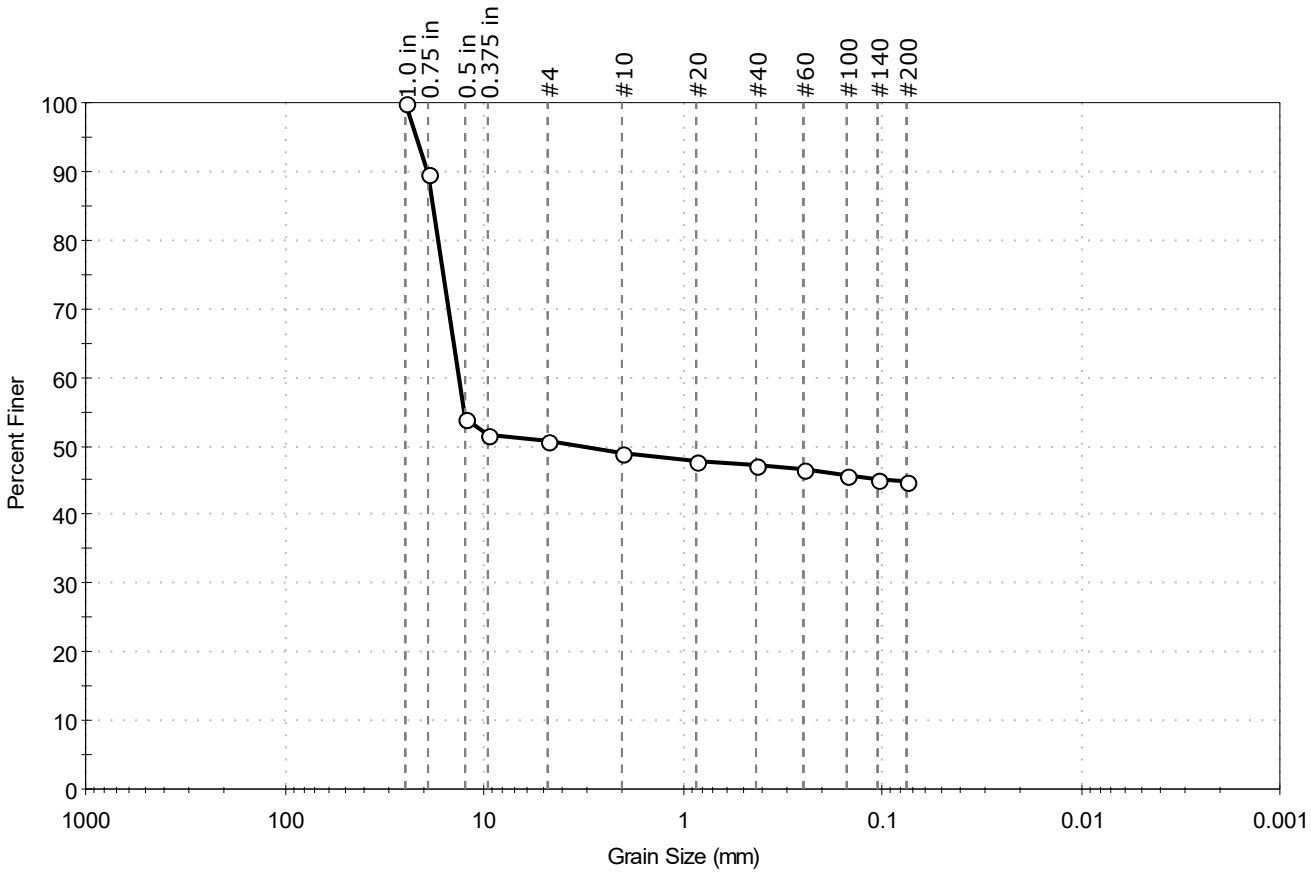


| % Cobble | % Gravel | % Sand | % Silt & Clay Size |
|---|---|---|---|
| -- | 49.1 | 6.0 | 44.9 |

| Sieve Name | Sieve Size, mm | Percent Finer | Spec. Percent | Complies |
|---|---|---|---|---|
| 1.0 in | 25.00 | 100 | | |
| 0.75 in | 19.00 | 90 | | |
| 0.5 in | 12.50 | 54 | | |
| 0.375 in | 9.50 | 51 | | |
| #4 | 4.75 | 51 | | |
| #10 | 2.00 | 49 | | |
| #20 | 0.85 | 48 | | |
| #40 | 0.42 | 47 | | |
| #60 | 0.25 | 47 | | |
| #100 | 0.15 | 46 | | |
| #140 | 0.11 | 45 | | |
| #200 | 0.075 | 45 | | |
| | | | | |
| | | | | |

**Coefficients**

$D_{85}$ = 17.9730 mm  $D_{30}$ = N/A
$D_{60}$ = 13.4079 mm  $D_{15}$ = N/A
$D_{50}$ = 3.2384 mm  $D_{10}$ = N/A
$C_u$ = N/A  $C_c$ = N/A

**Classification**

ASTM N/A

AASHTO Silty Soils (A-4 (0))

**Sample/Test Description**

Sand/Gravel Particle Shape : ANGULAR

Sand/Gravel Hardness : SOFT

printed 11/10/2020 11:16:24 AM

| | | | | | |
|---|---|---|---|---|---|
| Client: | AECOM | | | | |
| Project: | New Bedford Harbor LTM | | | | |
| Location: | New Bedford, MA | | | Project No: | GTX-312496 |
| Boring ID: | --- | Sample Type: | bag | Tested By: | ckg |
| Sample ID: | S-335-20FSP20-03 | Test Date: | 11/20/20 | Checked By: | bfs |
| Depth : | --- | Test Id: | 583324 | | |
| Test Comment: | --- | | | | |
| Visual Description: | Moist, very dark gray silty gravel | | | | |
| Sample Comment: | Sample contains shells | | | | |

# Particle Size Analysis - ASTM D6913

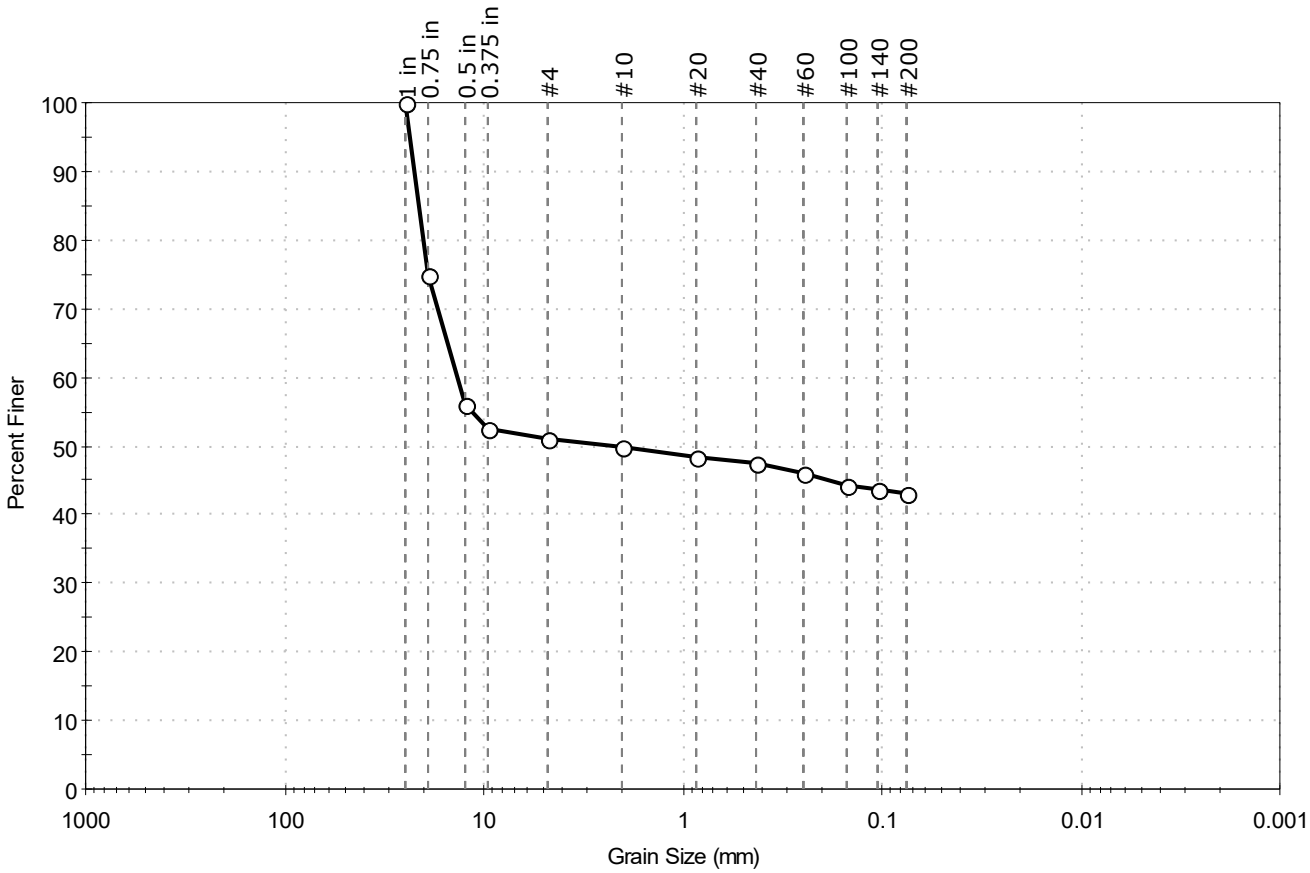


| % Cobble | % Gravel | % Sand | % Silt & Clay Size |
|---|---|---|---|
| — | 48.9 | 8.0 | 43.1 |

| Sieve Name | Sieve Size, mm | Percent Finer | Spec. Percent | Complies |
|---|---|---|---|---|
| 1 in | 25.00 | 100 | | |
| 0.75 in | 19.00 | 75 | | |
| 0.5 in | 12.50 | 56 | | |
| 0.375 in | 9.50 | 53 | | |
| #4 | 4.75 | 51 | | |
| #10 | 2.00 | 50 | | |
| #20 | 0.85 | 48 | | |
| #40 | 0.42 | 48 | | |
| #60 | 0.25 | 46 | | |
| #100 | 0.15 | 44 | | |
| #140 | 0.11 | 44 | | |
| #200 | 0.075 | 43 | | |
| | | | | |
| | | | | |

**Coefficients**

$D_{85}$ = 21.1943 mm  $D_{30}$ = N/A

$D_{60}$ = 13.6445 mm  $D_{15}$ = N/A

$D_{50}$ = 2.2458 mm  $D_{10}$ = N/A

$C_u$ = N/A  $C_c$ = N/A

**Classification**

ASTM N/A

AASHTO Silty Soils (A-4 (0))

**Sample/Test Description**

Sand/Gravel Particle Shape : ANGULAR

Sand/Gravel Hardness : HARD

printed 12/7/2020 4:09:17 PM

| | | | | | |
|---|---|---|---|---|---|
| Client: | AECOM | | | | |
| Project: | New Bedford Harbor LTM | | | | |
| Location: | New Bedford, MA | | | Project No: | GTX-312496 |
| Boring ID: | --- | Sample Type: | bag | Tested By: | ckg |
| Sample ID: | S-338-20FSP20-01 | Test Date: | 11/30/20 | Checked By: | bfs |
| Depth : | --- | Test Id: | 583326 | | |
| Test Comment: | --- | | | | |
| Visual Description: | Moist, dark gray silt with sand | | | | |
| Sample Comment: | --- | | | | |

# Particle Size Analysis - ASTM D6913/D7928

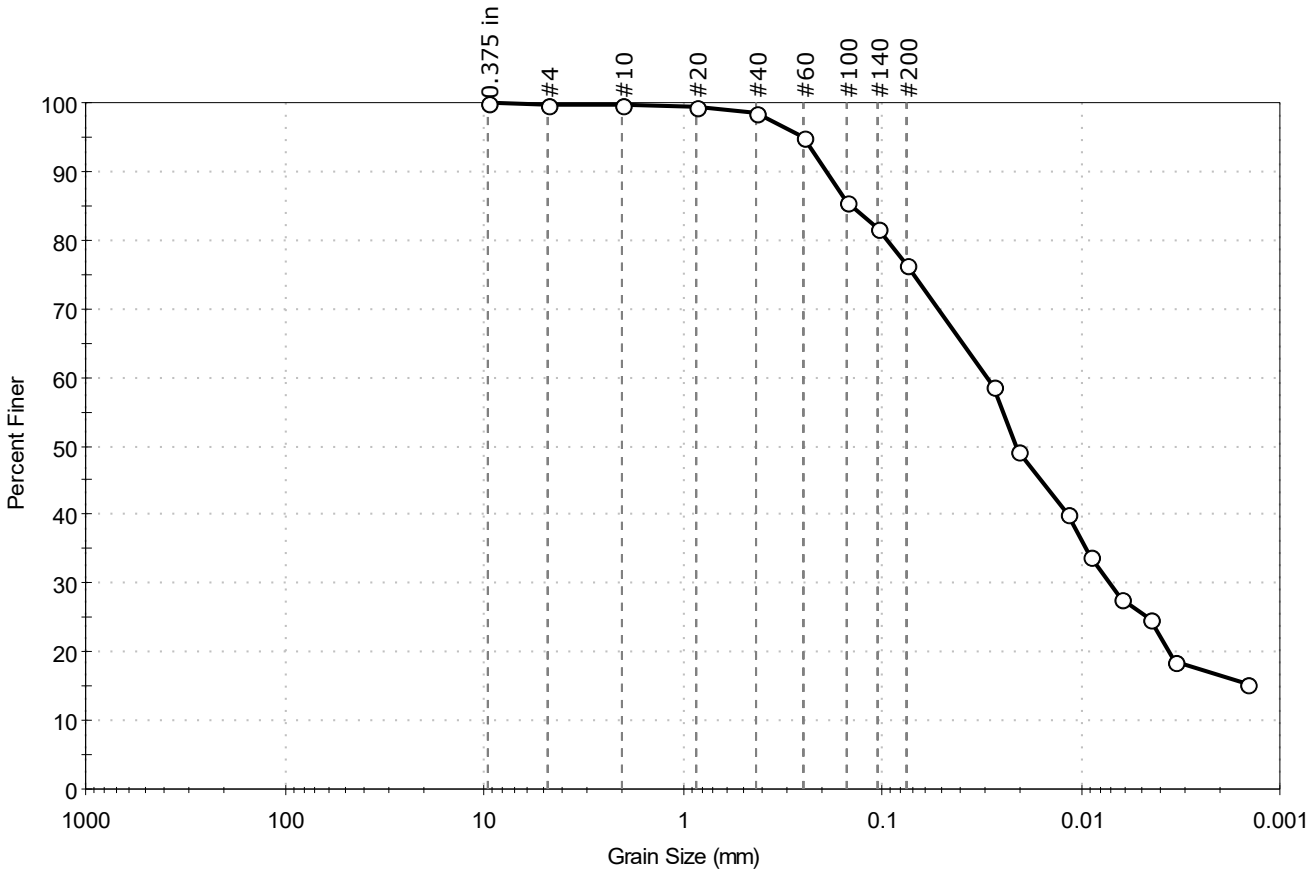


| % Cobble | % Gravel | % Sand | % Silt & Clay Size |
|---|---|---|---|
| -- | 0.3 | 23.1 | 76.6 |

| Sieve Name | Sieve Size, mm | Percent Finer | Spec. Percent | Complies |
|---|---|---|---|---|
| 0.375 in | 9.50 | 100 | | |
| #4 | 4.75 | 100 | | |
| #10 | 2.00 | 100 | | |
| #20 | 0.85 | 99 | | |
| #40 | 0.42 | 99 | | |
| #60 | 0.25 | 95 | | |
| #100 | 0.15 | 85 | | |
| #140 | 0.11 | 82 | | |
| #200 | 0.075 | 77 | | |
| Hydrometer | Particle Size (mm) | Percent Finer | Spec. Percent | Complies |
| --- | 0.0276 | 59 | | |
| --- | 0.0209 | 49 | | |
| --- | 0.0117 | 40 | | |
| --- | 0.0089 | 34 | | |
| --- | 0.0062 | 28 | | |
| --- | 0.0045 | 25 | | |
| --- | 0.0033 | 19 | | |
| --- | 0.0014 | 15 | | |
| | | | | |

**Coefficients**

$D_{85}$ = 0.1445 mm  $D_{30}$ = 0.0071 mm
$D_{60}$ = 0.0298 mm  $D_{15}$ = N/A
$D_{50}$ = 0.0213 mm  $D_{10}$ = N/A
$C_u$ = N/A  $C_c$ = N/A

**Classification**

ASTM N/A

AASHTO Silty Soils (A-4 (0))

**Sample/Test Description**

Sand/Gravel Particle Shape : ---
Sand/Gravel Hardness : ---
Dispersion Device : Apparatus A - Mech Mixer
Dispersion Period : 1 minute
Est. Specific Gravity : 2.65
Separation of Sample: #200 Sieve

printed 12/7/2020 4:09:20 PM

| | | | | | |
|---|---|---|---|---|---|
| Client: | AECOM | | | | |
| Project: | New Bedford Harbor LTM | | | | |
| Location: | New Bedford, MA | | | Project No: | GTX-312496 |
| Boring ID: | --- | Sample Type: | bag | Tested By: | GA |
| Sample ID: | S-338-20FSP20-02 | Test Date: | 11/04/20 | Checked By: | jsc |
| Depth : | --- | Test Id: | 583327 | | |
| Test Comment: | --- | | | | |
| Visual Description: | Moist, dark greenish gray clay with sand | | | | |
| Sample Comment: | --- | | | | |

# Particle Size Analysis - ASTM D6913

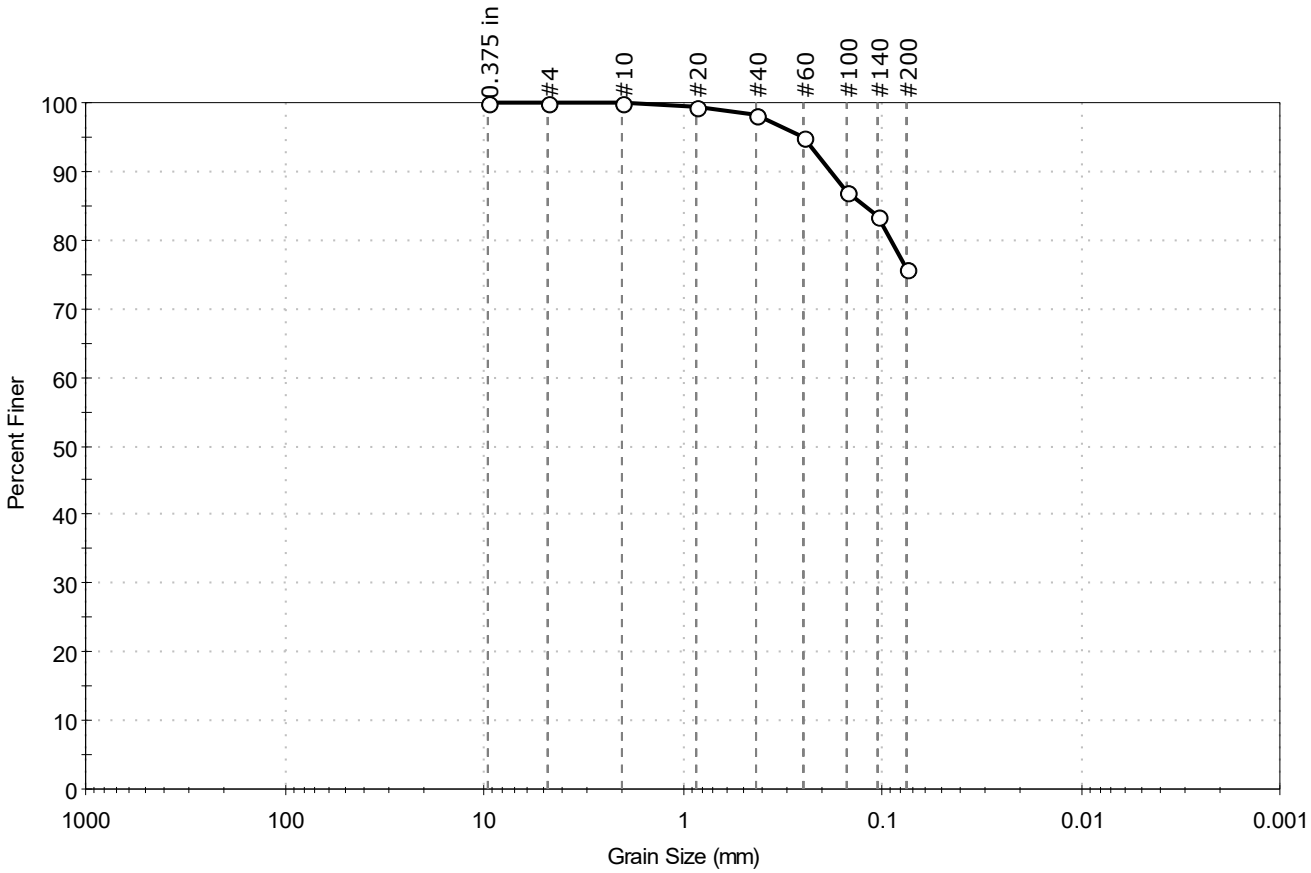


| % Cobble | % Gravel | % Sand | % Silt & Clay Size |
|---|---|---|---|
| -- | 0.1 | 24.3 | 75.6 |

| Sieve Name | Sieve Size, mm | Percent Finer | Spec. Percent | Complies |
|---|---|---|---|---|
| 0.375 in | 9.50 | 100 | | |
| #4 | 4.75 | 100 | | |
| #10 | 2.00 | 100 | | |
| #20 | 0.85 | 99 | | |
| #40 | 0.42 | 98 | | |
| #60 | 0.25 | 95 | | |
| #100 | 0.15 | 87 | | |
| #140 | 0.11 | 83 | | |
| #200 | 0.075 | 76 | | |
| | | | | |
| | | | | |

**Coefficients**

$D_{85}$ = 0.1239 mm  $D_{30}$ = N/A
$D_{60}$ = N/A  $D_{15}$ = N/A
$D_{50}$ = N/A  $D_{10}$ = N/A
$C_u$ = N/A  $C_c$ = N/A

**Classification**

ASTM N/A

AASHTO Silty Soils (A-4 (0))

**Sample/Test Description**

Sand/Gravel Particle Shape : ---

Sand/Gravel Hardness : ---

printed 11/10/2020 11:16:24 AM

| | | | | | |
|---|---|---|---|---|---|
| Client: | AECOM | | | | |
| Project: | New Bedford Harbor LTM | | | | |
| Location: | New Bedford, MA | | | Project No: | GTX-312496 |
| Boring ID: | --- | Sample Type: | bag | Tested By: | GA |
| Sample ID: | S-338-20FSP20-03 | Test Date: | 11/06/20 | Checked By: | jsc |
| Depth : | --- | Test Id: | 583328 | | |
| Test Comment: | --- | | | | |
| Visual Description: | Moist, dark greenish gray clay with sand | | | | |
| Sample Comment: | --- | | | | |

# Particle Size Analysis - ASTM D6913

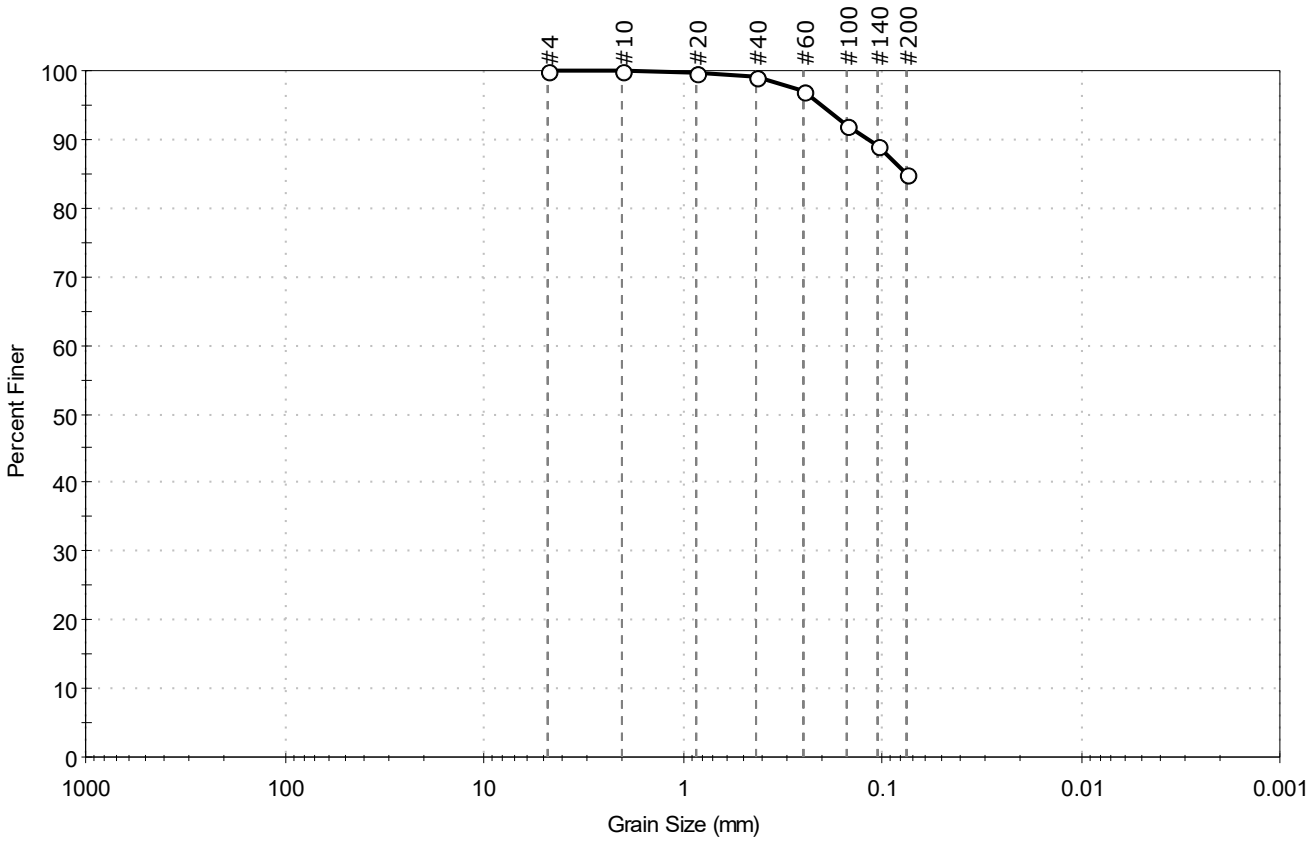


| % Cobble | % Gravel | % Sand | % Silt & Clay Size |
|---|---|---|---|
| -- | 0.0 | 15.0 | 85.0 |

| Sieve Name | Sieve Size, mm | Percent Finer | Spec. Percent | Complies |
|---|---|---|---|---|
| #4 | 4.75 | 100 | | |
| #10 | 2.00 | 100 | | |
| #20 | 0.85 | 100 | | |
| #40 | 0.42 | 99 | | |
| #60 | 0.25 | 97 | | |
| #100 | 0.15 | 92 | | |
| #140 | 0.11 | 89 | | |
| #200 | 0.075 | 85 | | |
| | | | | |
| | | | | |

**Coefficients**

$D_{85}$ = N/A  $D_{30}$ = N/A
$D_{60}$ = N/A  $D_{15}$ = N/A
$D_{50}$ = N/A  $D_{10}$ = N/A
$C_u$ = N/A  $C_c$ = N/A

**Classification**

ASTM N/A

AASHTO Silty Soils (A-4 (0))

**Sample/Test Description**

Sand/Gravel Particle Shape : ---

Sand/Gravel Hardness : ---

printed 11/10/2020 11:16:25 AM

| | | | | | |
|---|---|---|---|---|---|
| Client: | AECOM | | | | |
| Project: | New Bedford Harbor LTM | | | | |
| Location: | New Bedford, MA | | | Project No: | GTX-312496 |
| Boring ID: | --- | Sample Type: | bag | Tested By: | ckg |
| Sample ID: | S-339-20FSP20-01 | Test Date: | 11/19/20 | Checked By: | bfs |
| Depth : | --- | Test Id: | 583330 | | |
| Test Comment: | --- | | | | |
| Visual Description: | Moist, dark grayish brown silt with sand | | | | |
| Sample Comment: | --- | | | | |

# Particle Size Analysis - ASTM D6913/D7928

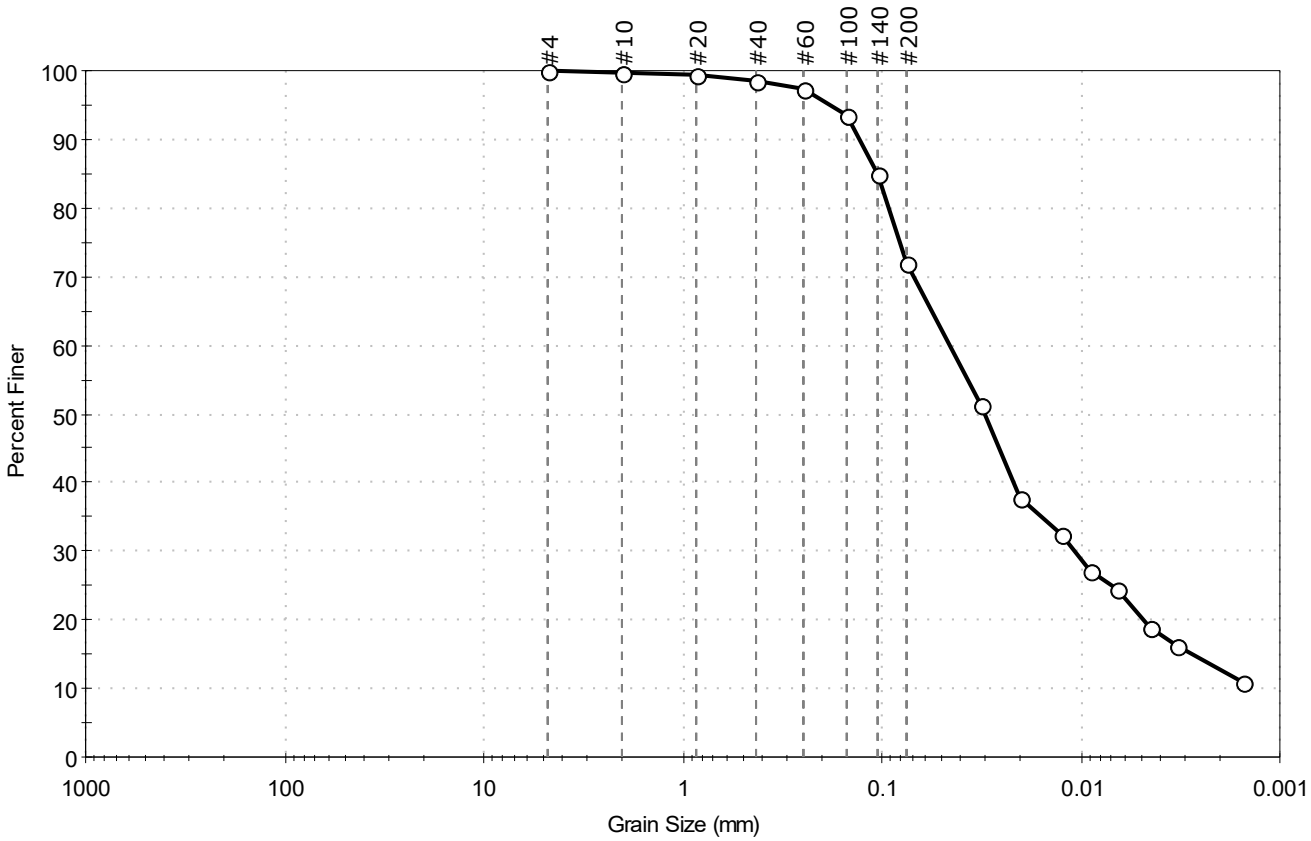


| % Cobble | % Gravel | % Sand | % Silt & Clay Size |
|---|---|---|---|
| — | 0.0 | 28.0 | 72.0 |

| Sieve Name | Sieve Size, mm | Percent Finer | Spec. Percent | Complies |
|---|---|---|---|---|
| #4 | 4.75 | 100 | | |
| #10 | 2.00 | 100 | | |
| #20 | 0.85 | 99 | | |
| #40 | 0.42 | 99 | | |
| #60 | 0.25 | 97 | | |
| #100 | 0.15 | 94 | | |
| #140 | 0.11 | 85 | | |
| #200 | 0.075 | 72 | | |
| Hydrometer | Particle Size (mm) | Percent Finer | Spec. Percent | Complies |
| --- | 0.0319 | 51 | | |
| --- | 0.0203 | 38 | | |
| --- | 0.0127 | 32 | | |
| --- | 0.0090 | 27 | | |
| --- | 0.0066 | 24 | | |
| --- | 0.0045 | 19 | | |
| --- | 0.0033 | 16 | | |
| --- | 0.0015 | 11 | | |
| | | | | |

**Coefficients**

$D_{85}$ = 0.1059 mm  $D_{30}$ = 0.0108 mm
$D_{60}$ = 0.0456 mm  $D_{15}$ = 0.0028 mm
$D_{50}$ = 0.0304 mm  $D_{10}$ = N/A
$C_u$ = N/A  $C_c$ = N/A

**Classification**

ASTM N/A

AASHTO Silty Soils (A-4 (0))

**Sample/Test Description**

Sand/Gravel Particle Shape : ---
Sand/Gravel Hardness : ---
Dispersion Device : Apparatus A - Mech Mixer
Dispersion Period : 1 minute
Est. Specific Gravity : 2.65
Separation of Sample: #200 Sieve

printed 12/7/2020 4:09:23 PM

| | | | | | |
|---|---|---|---|---|---|
| Client: | AECOM | | | | |
| Project: | New Bedford Harbor LTM | | | | |
| Location: | New Bedford, MA | | | Project No: | GTX-312496 |
| Boring ID: | --- | Sample Type: | bag | Tested By: | GA |
| Sample ID: | S-339-20FSP20-02 | Test Date: | 11/04/20 | Checked By: | jsc |
| Depth : | --- | Test Id: | 583331 | | |
| Test Comment: | --- | | | | |
| Visual Description: | Moist, dark greenish gray clay with sand | | | | |
| Sample Comment: | --- | | | | |

# Particle Size Analysis - ASTM D6913

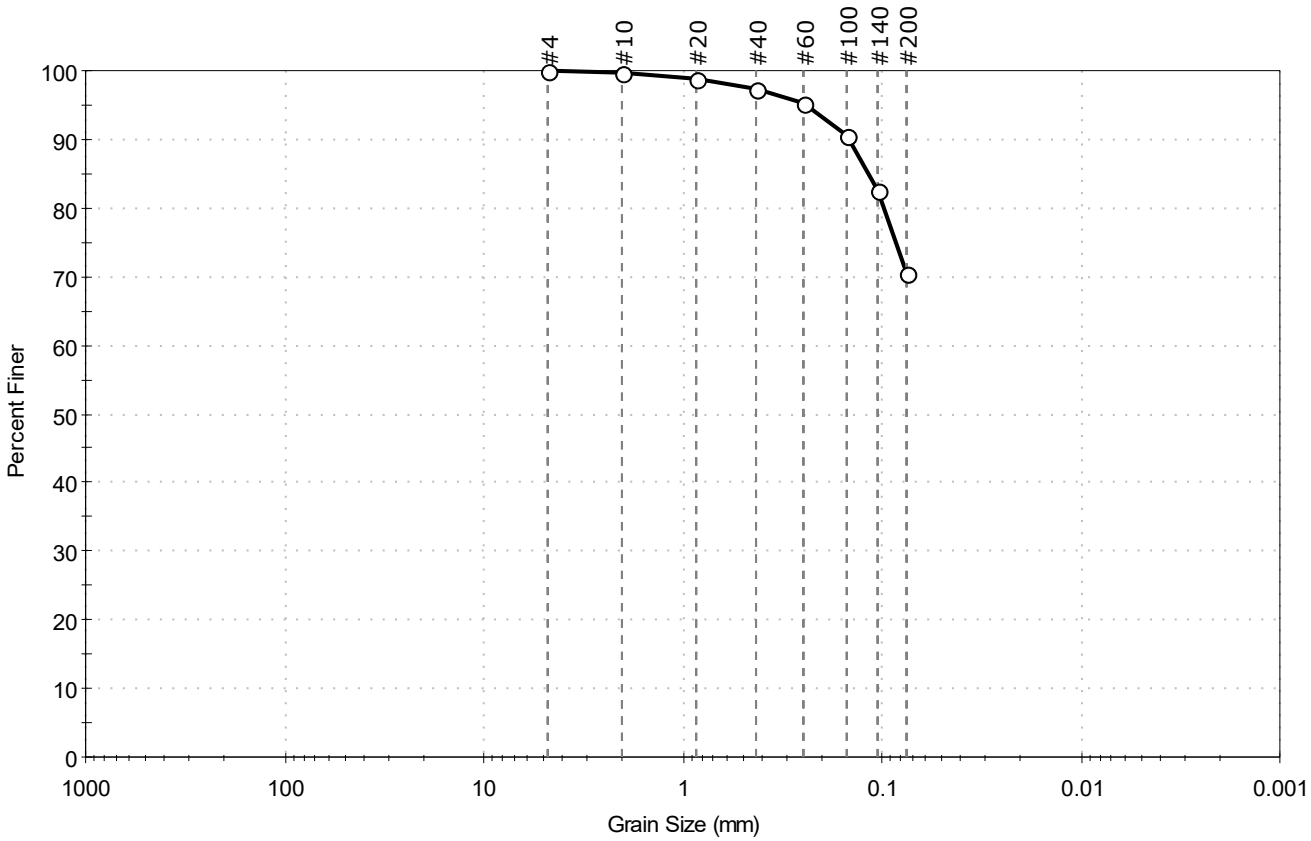


| % Cobble | % Gravel | % Sand | % Silt & Clay Size |
|---|---|---|---|
| -- | 0.0 | 29.4 | 70.6 |

| Sieve Name | Sieve Size, mm | Percent Finer | Spec. Percent | Complies |
|---|---|---|---|---|
| #4 | 4.75 | 100 | | |
| #10 | 2.00 | 100 | | |
| #20 | 0.85 | 99 | | |
| #40 | 0.42 | 97 | | |
| #60 | 0.25 | 95 | | |
| #100 | 0.15 | 91 | | |
| #140 | 0.11 | 83 | | |
| #200 | 0.075 | 71 | | |
| | | | | |
| | | | | |

**Coefficients**

$D_{85}$ = 0.1172 mm  $D_{30}$ = N/A
$D_{60}$ = N/A  $D_{15}$ = N/A
$D_{50}$ = N/A  $D_{10}$ = N/A
$C_u$ = N/A  $C_c$ = N/A

**Classification**

ASTM N/A

AASHTO Silty Soils (A-4 (0))

**Sample/Test Description**

Sand/Gravel Particle Shape : ---

Sand/Gravel Hardness : ---

printed 11/10/2020 11:16:25 AM

| | | | | | |
|---|---|---|---|---|---|
| Client: | AECOM | | | | |
| Project: | New Bedford Harbor LTM | | | | |
| Location: | New Bedford, MA | | | Project No: | GTX-312496 |
| Boring ID: | --- | Sample Type: | bag | Tested By: | ckg |
| Sample ID: | S-339-20FSP20-03 | Test Date: | 11/20/20 | Checked By: | bfs |
| Depth : | --- | Test Id: | 583332 | | |
| Test Comment: | --- | | | | |
| Visual Description: | Moist, dark gray silt with sand | | | | |
| Sample Comment: | --- | | | | |

# Particle Size Analysis - ASTM D6913

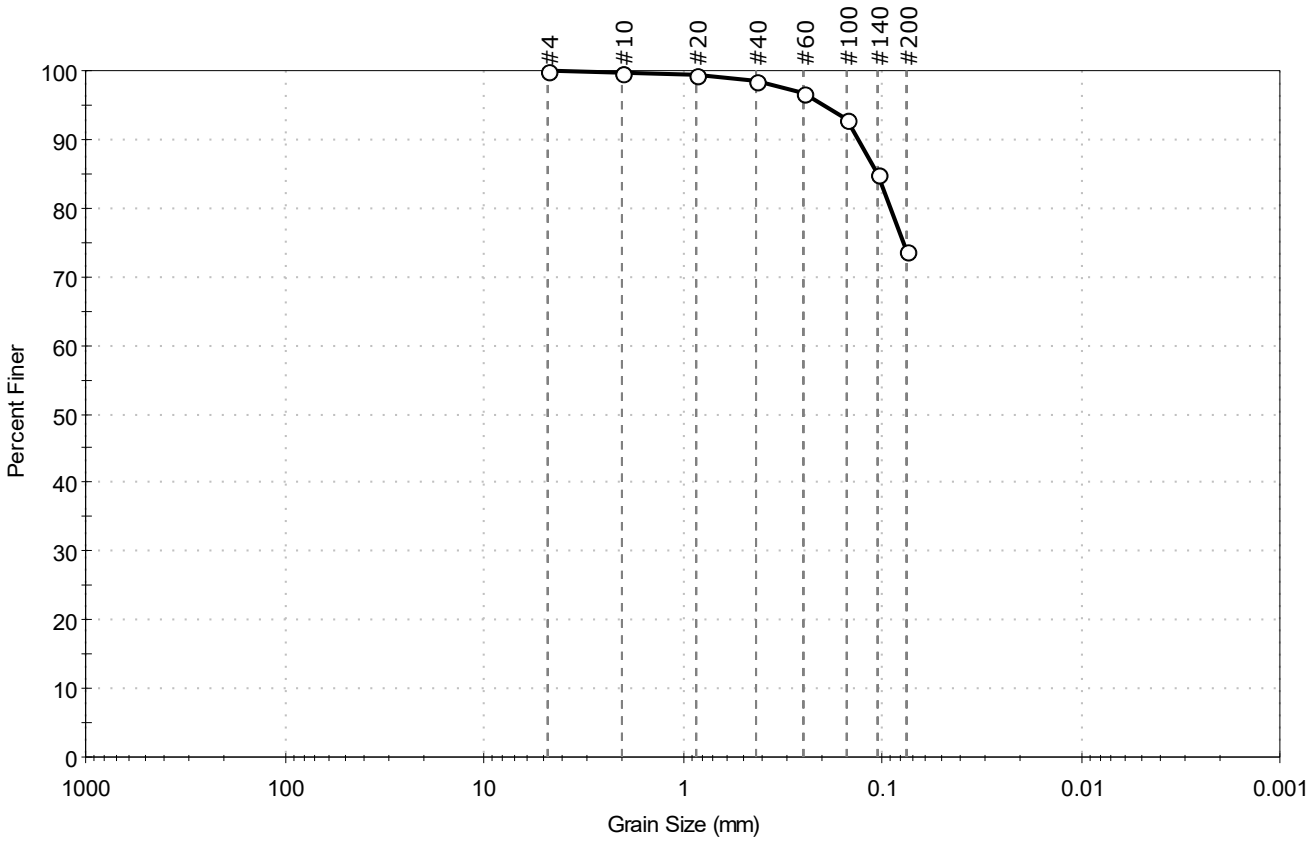


| % Cobble | % Gravel | % Sand | % Silt & Clay Size |
|---|---|---|---|
| -- | 0.0 | 26.1 | 73.9 |

| Sieve Name | Sieve Size, mm | Percent Finer | Spec. Percent | Complies |
|---|---|---|---|---|
| #4 | 4.75 | 100 | | |
| #10 | 2.00 | 100 | | |
| #20 | 0.85 | 99 | | |
| #40 | 0.42 | 98 | | |
| #60 | 0.25 | 97 | | |
| #100 | 0.15 | 93 | | |
| #140 | 0.11 | 85 | | |
| #200 | 0.075 | 74 | | |
| | | | | |
| | | | | |

**Coefficients**

$D_{85}$ = 0.1057 mm  $D_{30}$ = N/A
$D_{60}$ = N/A  $D_{15}$ = N/A
$D_{50}$ = N/A  $D_{10}$ = N/A
$C_u$ = N/A  $C_c$ = N/A

**Classification**

ASTM N/A

AASHTO Silty Soils (A-4 (0))

**Sample/Test Description**

Sand/Gravel Particle Shape : ---

Sand/Gravel Hardness : ---

printed 12/7/2020 4:09:25 PM

| | | | | | |
|---|---|---|---|---|---|
| Client: | AECOM | | | | |
| Project: | New Bedford Harbor LTM | | | | |
| Location: | New Bedford, MA | | | Project No: | GTX-312496 |
| Boring ID: | --- | Sample Type: | bag | Tested By: | ckg |
| Sample ID: | S-340-20FSP20-01 | Test Date: | 11/20/20 | Checked By: | bfs |
| Depth : | --- | Test Id: | 583334 | | |
| Test Comment: | --- | | | | |
| Visual Description: | Moist, very dark grayish brown silt with sand | | | | |
| Sample Comment: | --- | | | | |

# Particle Size Analysis - ASTM D6913/D7928

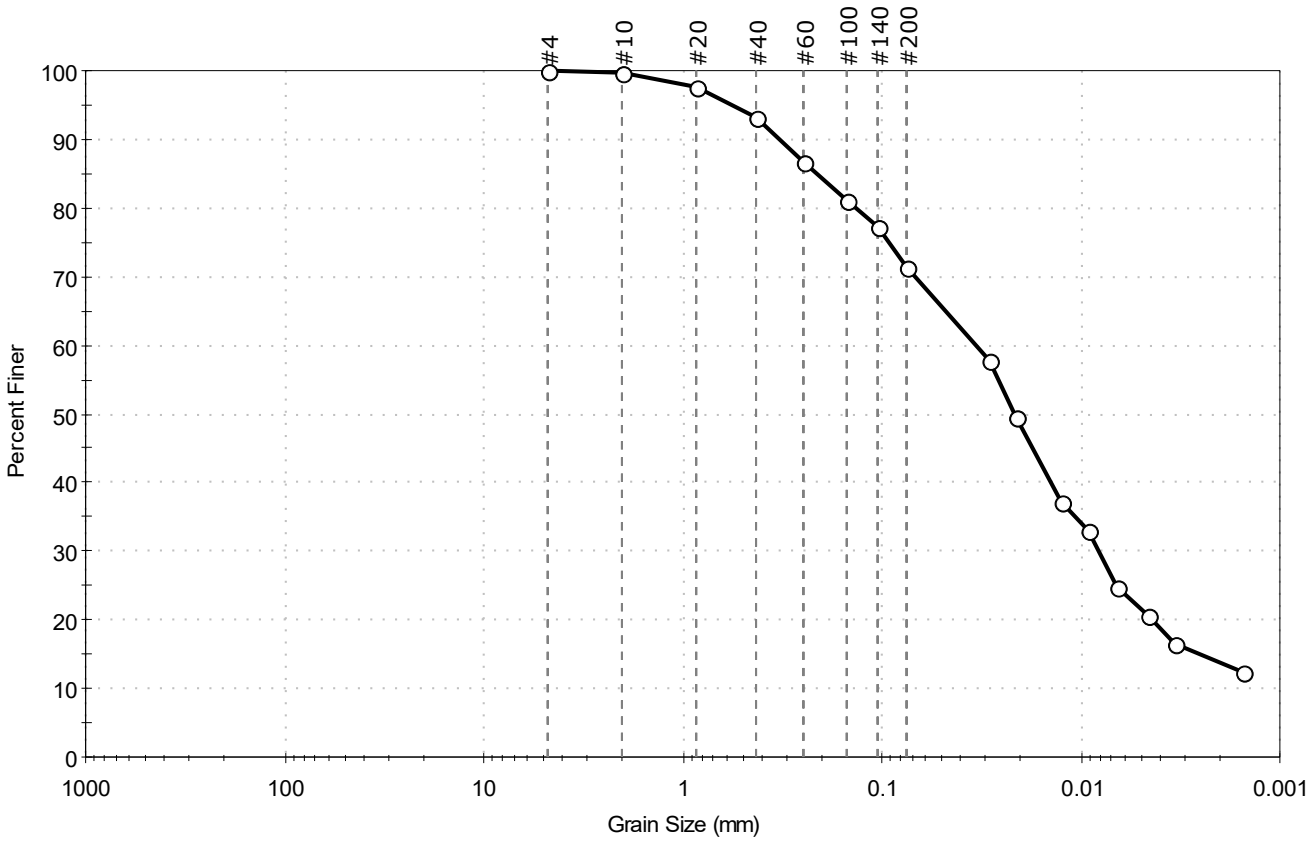


| % Cobble | % Gravel | % Sand | % Silt & Clay Size |
|---|---|---|---|
| — | 0.0 | 28.5 | 71.5 |

| Sieve Name | Sieve Size, mm | Percent Finer | Spec. Percent | Complies |
|---|---|---|---|---|
| #4 | 4.75 | 100 | | |
| #10 | 2.00 | 100 | | |
| #20 | 0.85 | 98 | | |
| #40 | 0.42 | 93 | | |
| #60 | 0.25 | 87 | | |
| #100 | 0.15 | 81 | | |
| #140 | 0.11 | 77 | | |
| #200 | 0.075 | 71 | | |
| Hydrometer | Particle Size (mm) | Percent Finer | Spec. Percent | Complies |
| --- | 0.0287 | 58 | | |
| --- | 0.0214 | 49 | | |
| --- | 0.0126 | 37 | | |
| --- | 0.0092 | 33 | | |
| --- | 0.0066 | 25 | | |
| --- | 0.0047 | 21 | | |
| --- | 0.0034 | 16 | | |
| --- | 0.0016 | 12 | | |
| | | | | |

**Coefficients**

$D_{85}$ = 0.2138 mm  $D_{30}$ = 0.0082 mm
$D_{60}$ = 0.0337 mm  $D_{15}$ = 0.0025 mm
$D_{50}$ = 0.0218 mm  $D_{10}$ = N/A
$C_u$ = N/A  $C_c$ = N/A

**Classification**

ASTM N/A

AASHTO Silty Soils (A-4 (0))

**Sample/Test Description**

Sand/Gravel Particle Shape : ---
Sand/Gravel Hardness : ---
Dispersion Device : Apparatus A - Mech Mixer
Dispersion Period : 1 minute
Est. Specific Gravity : 2.65
Separation of Sample: #200 Sieve

printed 12/7/2020 4:09:28 PM

| | | | | | |
|---|---|---|---|---|---|
| Client: | AECOM | | | | |
| Project: | New Bedford Harbor LTM | | | | |
| Location: | New Bedford, MA | | | Project No: | GTX-312496 |
| Boring ID: | --- | Sample Type: | bag | Tested By: | GA |
| Sample ID: | S-340-20FSP20-02 | Test Date: | 11/04/20 | Checked By: | jsc |
| Depth : | --- | Test Id: | 583335 | | |
| Test Comment: | --- | | | | |
| Visual Description: | Moist, greenish gray clay with sand | | | | |
| Sample Comment: | --- | | | | |

# Particle Size Analysis - ASTM D6913

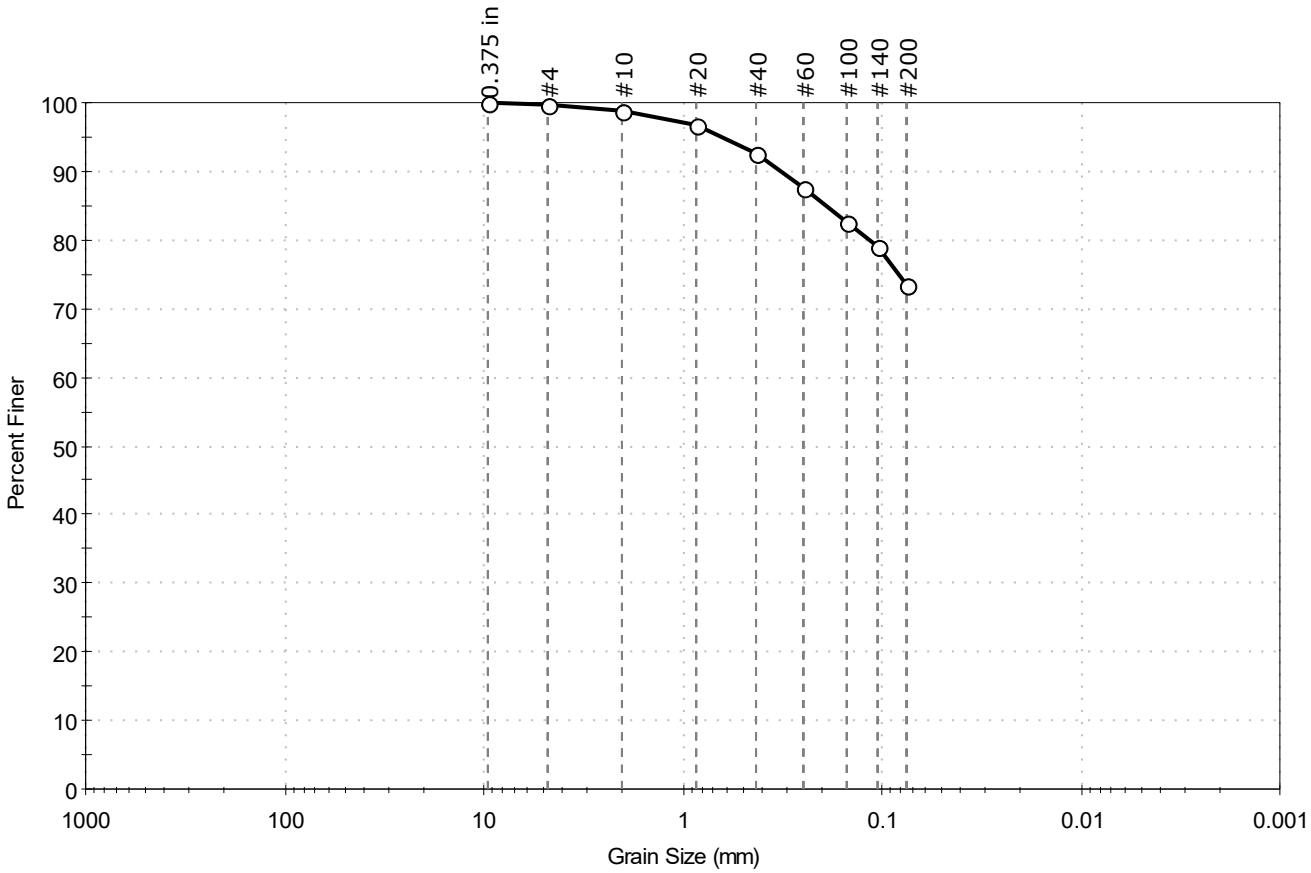


| % Cobble | % Gravel | % Sand | % Silt & Clay Size |
|---|---|---|---|
| — | 0.3 | 26.1 | 73.6 |

| Sieve Name | Sieve Size, mm | Percent Finer | Spec. Percent | Complies |
|---|---|---|---|---|
| 0.375 in | 9.50 | 100 | | |
| #4 | 4.75 | 100 | | |
| #10 | 2.00 | 99 | | |
| #20 | 0.85 | 97 | | |
| #40 | 0.42 | 93 | | |
| #60 | 0.25 | 88 | | |
| #100 | 0.15 | 83 | | |
| #140 | 0.11 | 79 | | |
| #200 | 0.075 | 74 | | |
| | | | | |
| | | | | |

**Coefficients**

$D_{85}$ = 0.1910 mm  $D_{30}$ = N/A
$D_{60}$ = N/A  $D_{15}$ = N/A
$D_{50}$ = N/A  $D_{10}$ = N/A
$C_u$ = N/A  $C_c$ = N/A

**Classification**

ASTM N/A

AASHTO Silty Soils (A-4 (0))

**Sample/Test Description**

Sand/Gravel Particle Shape : ---

Sand/Gravel Hardness : ---

printed 11/10/2020 11:16:26 AM

| | | | | | |
|---|---|---|---|---|---|
| Client: | AECOM | | | | |
| Project: | New Bedford Harbor LTM | | | | |
| Location: | New Bedford, MA | | | Project No: | GTX-312496 |
| Boring ID: | --- | Sample Type: | bag | Tested By: | ckg |
| Sample ID: | S-340-20FSP20-03 | Test Date: | 11/20/20 | Checked By: | bfs |
| Depth : | --- | Test Id: | 583336 | | |
| Test Comment: | --- | | | | |
| Visual Description: | Moist, dark olive gray clay with sand | | | | |
| Sample Comment: | --- | | | | |

# Particle Size Analysis - ASTM D6913

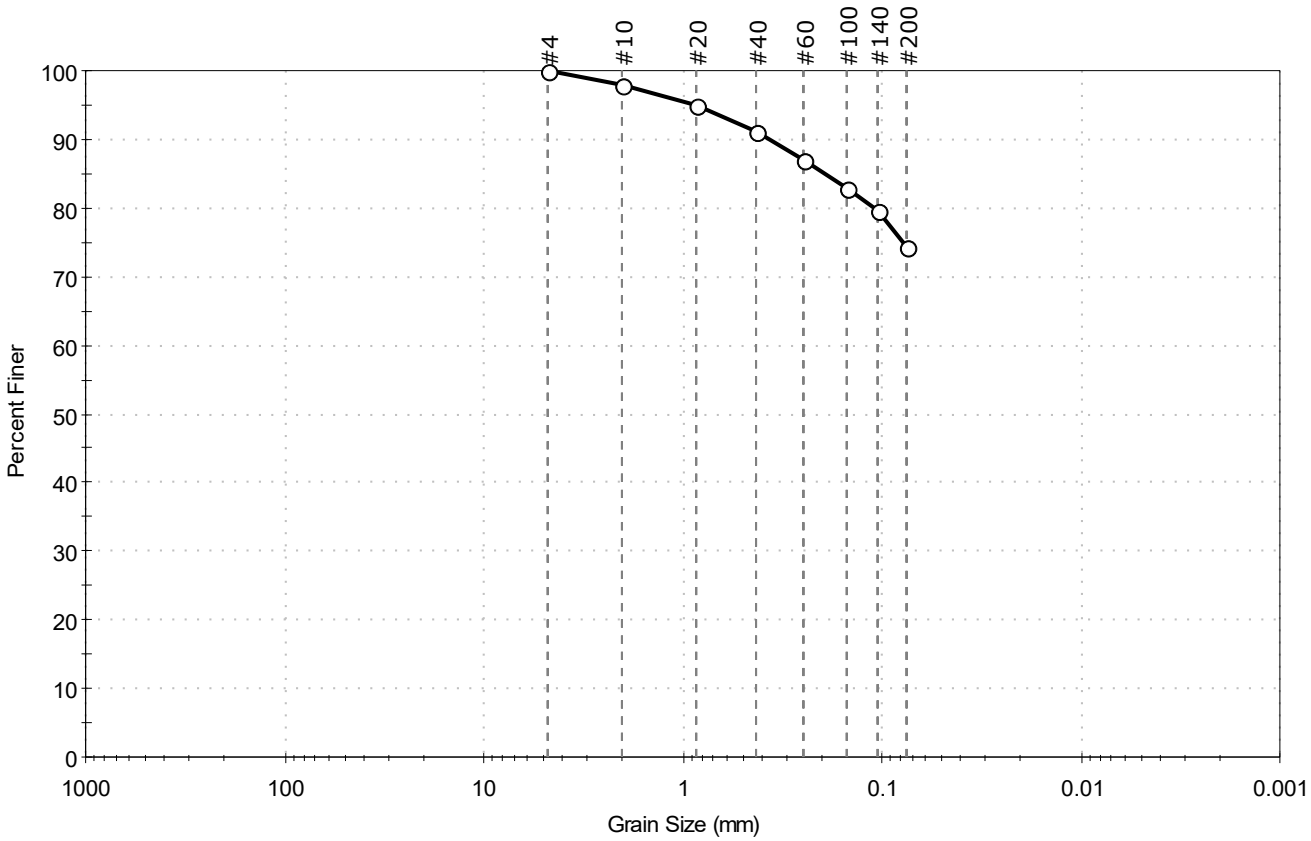


| % Cobble | % Gravel | % Sand | % Silt & Clay Size |
|---|---|---|---|
| -- | 0.0 | 25.6 | 74.4 |

| Sieve Name | Sieve Size, mm | Percent Finer | Spec. Percent | Complies |
|---|---|---|---|---|
| #4 | 4.75 | 100 | | |
| #10 | 2.00 | 98 | | |
| #20 | 0.85 | 95 | | |
| #40 | 0.42 | 91 | | |
| #60 | 0.25 | 87 | | |
| #100 | 0.15 | 83 | | |
| #140 | 0.11 | 80 | | |
| #200 | 0.075 | 74 | | |
| | | | | |
| | | | | |

**Coefficients**

| | |
|---|---|
| $D_{85}$ = 0.1975 mm | $D_{30}$ = N/A |
| $D_{60}$ = N/A | $D_{15}$ = N/A |
| $D_{50}$ = N/A | $D_{10}$ = N/A |
| $C_u$ = N/A | $C_c$ = N/A |

**Classification**

ASTM N/A

AASHTO Silty Soils (A-4 (0))

**Sample/Test Description**

Sand/Gravel Particle Shape : ---

Sand/Gravel Hardness : ---

printed 12/7/2020 4:09:30 PM

| | | | | | |
|---|---|---|---|---|---|
| Client: | AECOM | | | | |
| Project: | New Bedford Harbor LTM | | | | |
| Location: | New Bedford, MA | | | Project No: | GTX-312496 |
| Boring ID: | --- | Sample Type: | bag | Tested By: | ckg |
| Sample ID: | S-341-20FSP20-01 | Test Date: | 11/25/20 | Checked By: | bfs |
| Depth : | --- | Test Id: | 583338 | | |
| Test Comment: | --- | | | | |
| Visual Description: | Moist, dark gray silty sand | | | | |
| Sample Comment: | --- | | | | |

# Particle Size Analysis - ASTM D6913/D7928

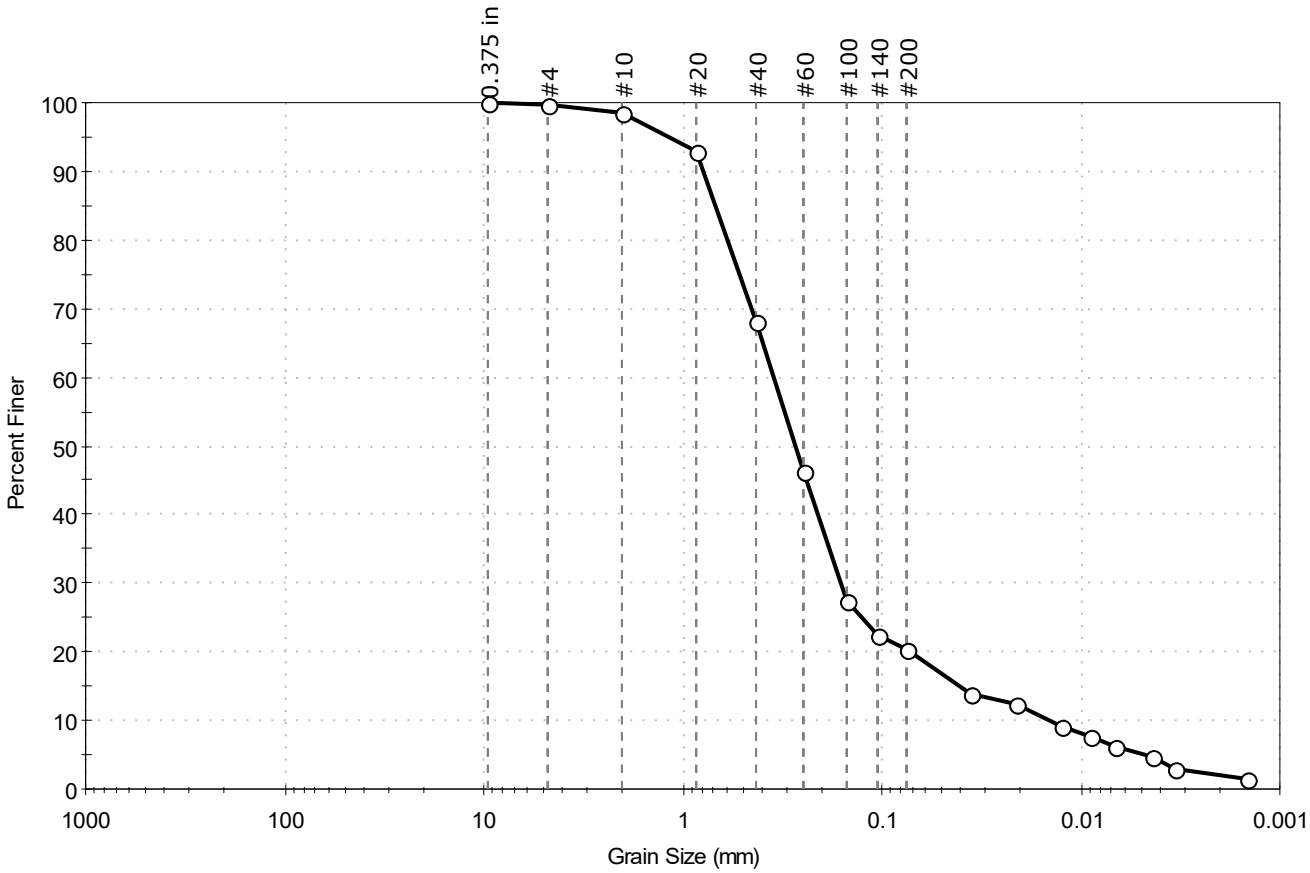


| % Cobble | % Gravel | % Sand | % Silt & Clay Size |
|---|---|---|---|
| — | 0.2 | 79.5 | 20.3 |

| Sieve Name | Sieve Size, mm | Percent Finer | Spec. Percent | Complies |
|---|---|---|---|---|
| 0.375 in | 9.50 | 100 | | |
| #4 | 4.75 | 100 | | |
| #10 | 2.00 | 99 | | |
| #20 | 0.85 | 93 | | |
| #40 | 0.42 | 68 | | |
| #60 | 0.25 | 46 | | |
| #100 | 0.15 | 27 | | |
| #140 | 0.11 | 22 | | |
| #200 | 0.075 | 20 | | |
| Hydrometer | Particle Size (mm) | Percent Finer | Spec. Percent | Complies |
| --- | 0.0362 | 14 | | |
| --- | 0.0214 | 12 | | |
| --- | 0.0126 | 9 | | |
| --- | 0.0091 | 8 | | |
| --- | 0.0067 | 6 | | |
| --- | 0.0044 | 5 | | |
| --- | 0.0034 | 3 | | |
| --- | 0.0015 | 2 | | |
| | | | | |

**Coefficients**

| | |
|---|---|
| $D_{85}$ = 0.6800 mm | $D_{30}$ = 0.1610 mm |
| $D_{60}$ = 0.3488 mm | $D_{15}$ = 0.0414 mm |
| $D_{50}$ = 0.2729 mm | $D_{10}$ = 0.0145 mm |
| $C_u$ = 24.055 | $C_c$ = 5.125 |

**Classification**

ASTM N/A

AASHTO Silty Gravel and Sand (A-2-4 (0))

**Sample/Test Description**

Sand/Gravel Particle Shape : ---

Sand/Gravel Hardness : ---

Dispersion Device : Apparatus A - Mech Mixer

Dispersion Period : 1 minute

Est. Specific Gravity : 2.65

Separation of Sample: #200 Sieve

printed 12/7/2020 4:09:34 PM

| | | | | | |
|---|---|---|---|---|---|
| Client: | AECOM | | | | |
| Project: | New Bedford Harbor LTM | | | | |
| Location: | New Bedford, MA | | | Project No: | GTX-312496 |
| Boring ID: | --- | Sample Type: | bag | Tested By: | ckg |
| Sample ID: | S-341-20FSP20-02 | Test Date: | 11/20/20 | Checked By: | bfs |
| Depth : | --- | Test Id: | 583339 | | |
| Test Comment: | --- | | | | |
| Visual Description: | Moist, dark gray silty sand | | | | |
| Sample Comment: | --- | | | | |

# Particle Size Analysis - ASTM D6913

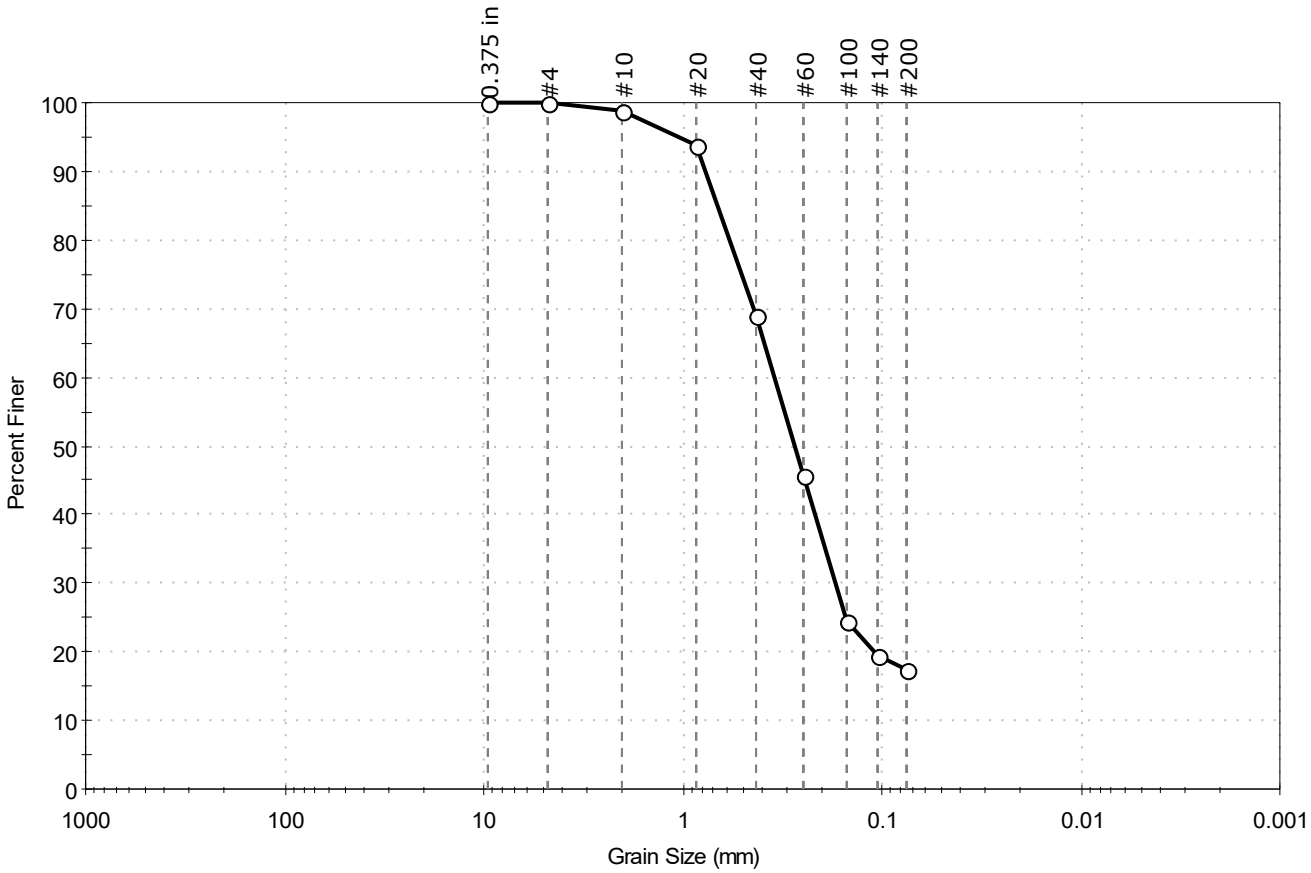


| % Cobble | % Gravel | % Sand | % Silt & Clay Size |
|---|---|---|---|
| — | 0.2 | 82.4 | 17.4 |

| Sieve Name | Sieve Size, mm | Percent Finer | Spec. Percent | Complies |
|---|---|---|---|---|
| 0.375 in | 9.50 | 100 | | |
| #4 | 4.75 | 100 | | |
| #10 | 2.00 | 99 | | |
| #20 | 0.85 | 94 | | |
| #40 | 0.42 | 69 | | |
| #60 | 0.25 | 46 | | |
| #100 | 0.15 | 24 | | |
| #140 | 0.11 | 19 | | |
| #200 | 0.075 | 17 | | |
| | | | | |
| | | | | |

**Coefficients**

$D_{85}$ = 0.6640 mm  $D_{30}$ = 0.1714 mm

$D_{60}$ = 0.3468 mm  $D_{15}$ = N/A

$D_{50}$ = 0.2763 mm  $D_{10}$ = N/A

$C_u$ = N/A  $C_c$ = N/A

**Classification**

ASTM N/A

AASHTO Silty Gravel and Sand (A-2-4 (0))

**Sample/Test Description**

Sand/Gravel Particle Shape : ---

Sand/Gravel Hardness : ---

printed 12/7/2020 4:09:36 PM

| | | | | | |
|---|---|---|---|---|---|
| Client: | AECOM | | | | |
| Project: | New Bedford Harbor LTM | | | | |
| Location: | New Bedford, MA | | | Project No: | GTX-312496 |
| Boring ID: | --- | Sample Type: | bag | Tested By: | GA |
| Sample ID: | S-341-20FSP20-03 | Test Date: | 11/09/20 | Checked By: | jsc |
| Depth : | --- | Test Id: | 583340 | | |
| Test Comment: | --- | | | | |
| Visual Description: | Moist, dark greenish gray silty sand | | | | |
| Sample Comment: | --- | | | | |

# Particle Size Analysis - ASTM D6913

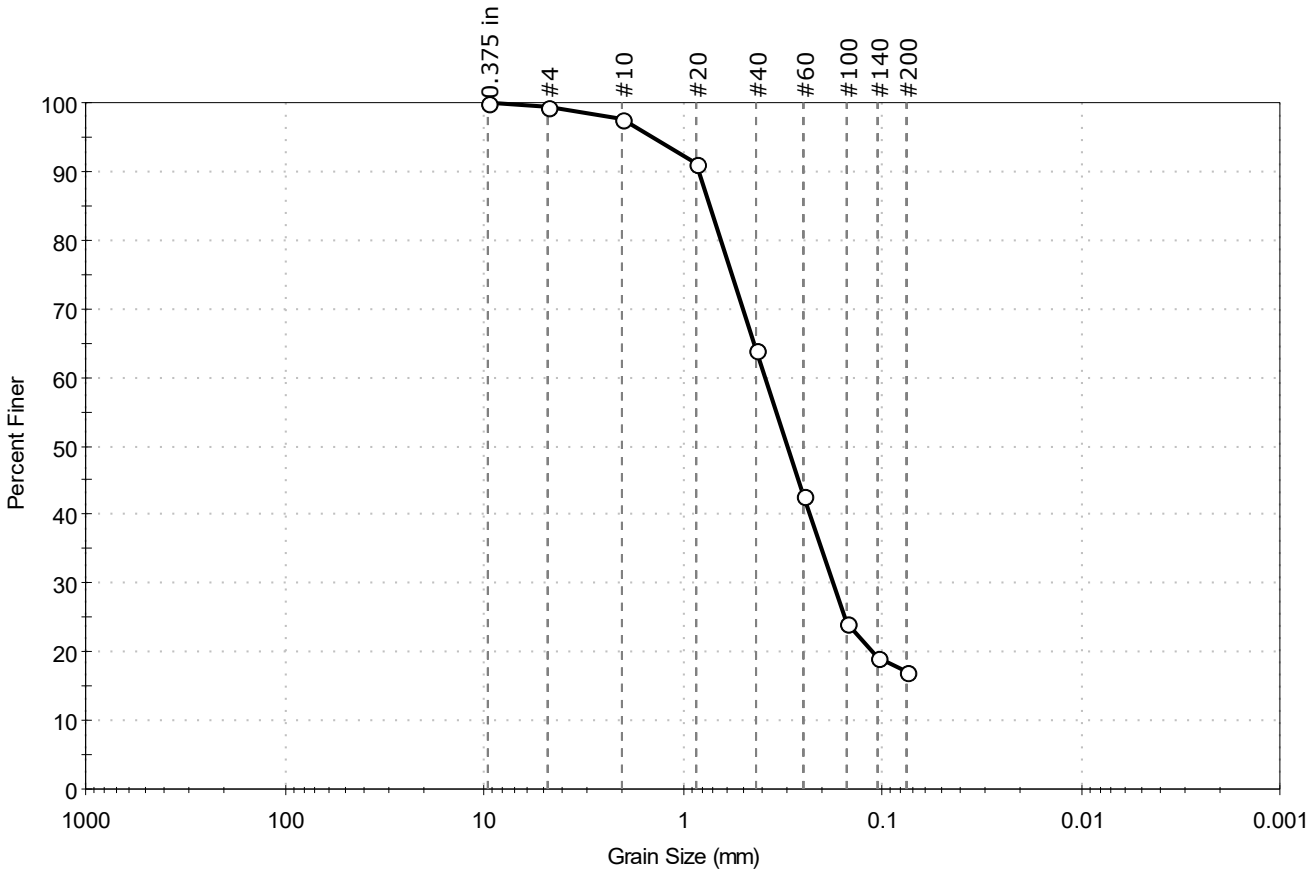


| % Cobble | % Gravel | % Sand | % Silt & Clay Size |
|---|---|---|---|
| — | 0.6 | 82.2 | 17.2 |

| Sieve Name | Sieve Size, mm | Percent Finer | Spec. Percent | Complies |
|---|---|---|---|---|
| 0.375 in | 9.50 | 100 | | |
| #4 | 4.75 | 99 | | |
| #10 | 2.00 | 98 | | |
| #20 | 0.85 | 91 | | |
| #40 | 0.42 | 64 | | |
| #60 | 0.25 | 43 | | |
| #100 | 0.15 | 24 | | |
| #140 | 0.11 | 19 | | |
| #200 | 0.075 | 17 | | |
| | | | | |
| | | | | |

**Coefficients**

$D_{85}$ = 0.7285 mm  $D_{30}$ = 0.1762 mm

$D_{60}$ = 0.3846 mm  $D_{15}$ = N/A

$D_{50}$ = 0.2993 mm  $D_{10}$ = N/A

$C_u$ = N/A  $C_c$ = N/A

**Classification**

ASTM N/A

AASHTO Silty Gravel and Sand (A-2-4 (0))

**Sample/Test Description**

Sand/Gravel Particle Shape : ---

Sand/Gravel Hardness : ---

printed 11/10/2020 11:16:27 AM

| | | | | | |
|---|---|---|---|---|---|
| Client: | AECOM | | | | |
| Project: | New Bedford Harbor LTM | | | | |
| Location: | New Bedford, MA | | | Project No: | GTX-312496 |
| Boring ID: | --- | Sample Type: | bag | Tested By: | ckg |
| Sample ID: | S-345-20FSP20-01 | Test Date: | 11/24/20 | Checked By: | bfs |
| Depth : | --- | Test Id: | 583342 | | |
| Test Comment: | --- | | | | |
| Visual Description: | Moist, dark gray silt with sand | | | | |
| Sample Comment: | --- | | | | |

# Particle Size Analysis - ASTM D6913/D7928

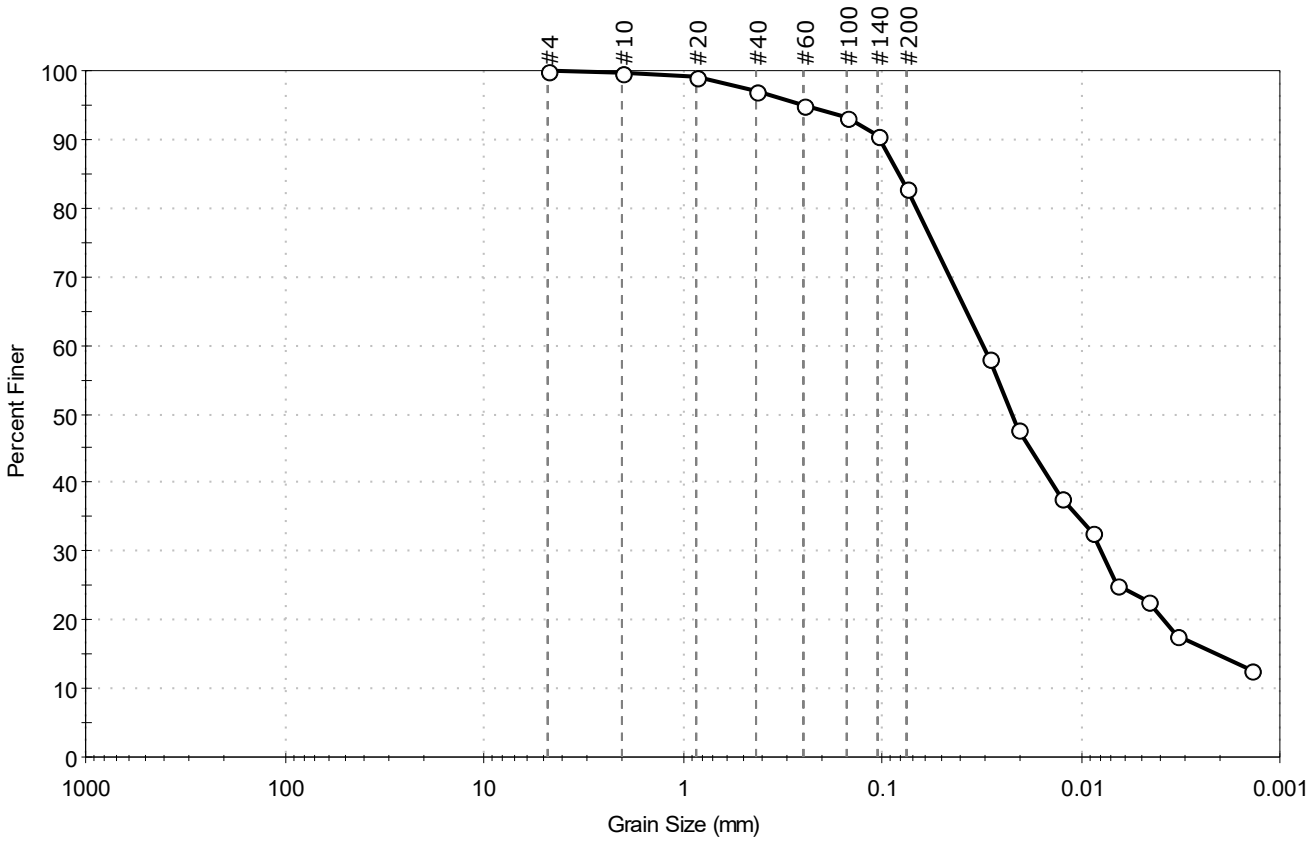


| % Cobble | % Gravel | % Sand | % Silt & Clay Size |
|---|---|---|---|
| — | 0.0 | 17.0 | 83.0 |

| Sieve Name | Sieve Size, mm | Percent Finer | Spec. Percent | Complies |
|---|---|---|---|---|
| #4 | 4.75 | 100 | | |
| #10 | 2.00 | 100 | | |
| #20 | 0.85 | 99 | | |
| #40 | 0.42 | 97 | | |
| #60 | 0.25 | 95 | | |
| #100 | 0.15 | 93 | | |
| #140 | 0.11 | 91 | | |
| #200 | 0.075 | 83 | | |
| Hydrometer | Particle Size (mm) | Percent Finer | Spec. Percent | Complies |
| --- | 0.0289 | 58 | | |
| --- | 0.0209 | 48 | | |
| --- | 0.0127 | 38 | | |
| --- | 0.0088 | 33 | | |
| --- | 0.0065 | 25 | | |
| --- | 0.0046 | 23 | | |
| --- | 0.0033 | 18 | | |
| --- | 0.0014 | 13 | | |
| | | | | |

**Coefficients**

$D_{85}$ = 0.0821 mm  $D_{30}$ = 0.0079 mm
$D_{60}$ = 0.0312 mm  $D_{15}$ = 0.0021 mm
$D_{50}$ = 0.0224 mm  $D_{10}$ = N/A
$C_u$ = N/A  $C_c$ = N/A

**Classification**

ASTM N/A

AASHTO Silty Soils (A-4 (0))

**Sample/Test Description**

Sand/Gravel Particle Shape : ---
Sand/Gravel Hardness : ---
Dispersion Device : Apparatus A - Mech Mixer
Dispersion Period : 1 minute
Est. Specific Gravity : 2.65
Separation of Sample: #200 Sieve

printed 12/7/2020 4:09:39 PM

| | | | | | |
|---|---|---|---|---|---|
| Client: | AECOM | | | | |
| Project: | New Bedford Harbor LTM | | | | |
| Location: | New Bedford, MA | | | Project No: | GTX-312496 |
| Boring ID: | --- | Sample Type: | bag | Tested By: | ckg |
| Sample ID: | S-345-20FSP20-02 | Test Date: | 11/20/20 | Checked By: | bfs |
| Depth : | --- | Test Id: | 583343 | | |
| Test Comment: | --- | | | | |
| Visual Description: | Moist, dark gray silt with sand | | | | |
| Sample Comment: | --- | | | | |

# Particle Size Analysis - ASTM D6913

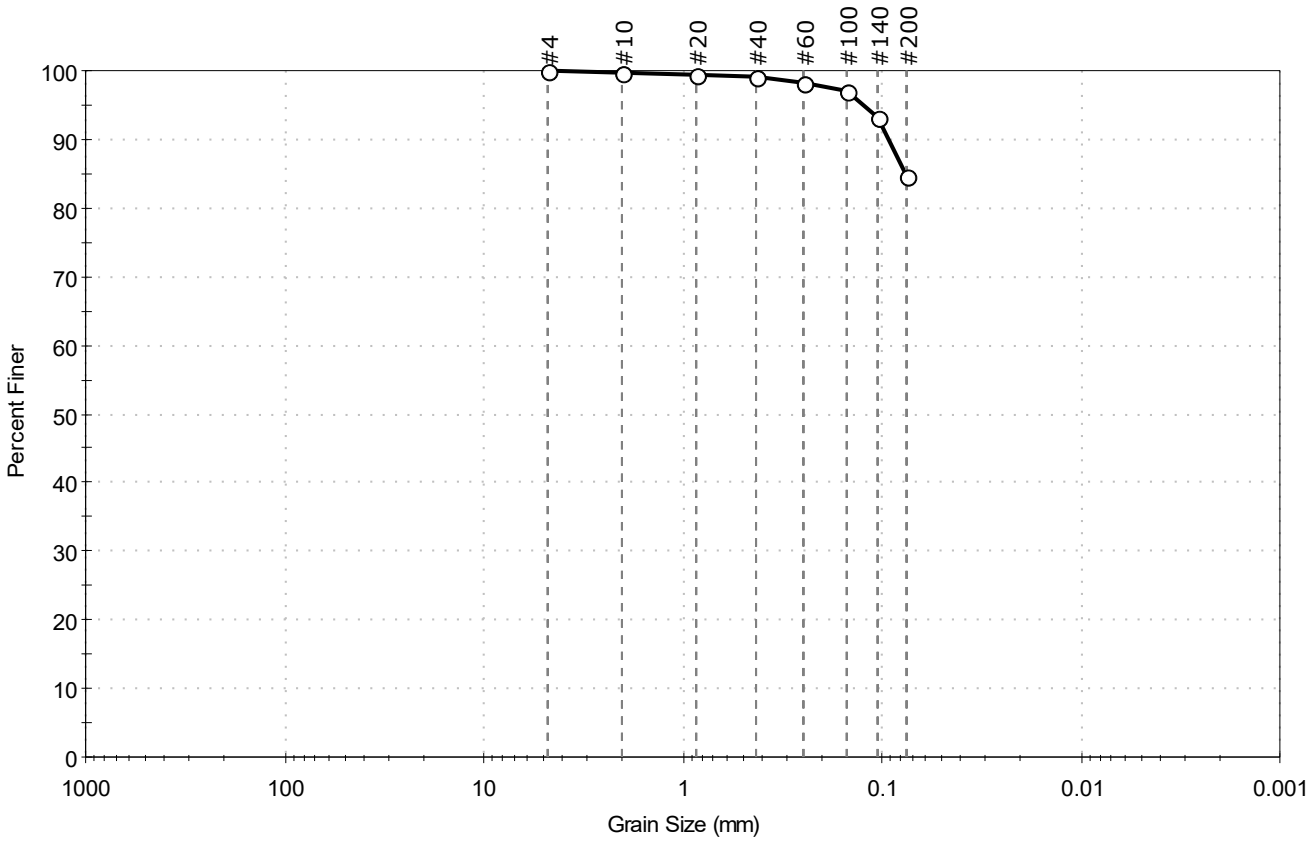


| % Cobble | % Gravel | % Sand | % Silt & Clay Size |
|---|---|---|---|
| — | 0.0 | 15.4 | 84.6 |

| Sieve Name | Sieve Size, mm | Percent Finer | Spec. Percent | Complies |
|---|---|---|---|---|
| #4 | 4.75 | 100 | | |
| #10 | 2.00 | 100 | | |
| #20 | 0.85 | 99 | | |
| #40 | 0.42 | 99 | | |
| #60 | 0.25 | 98 | | |
| #100 | 0.15 | 97 | | |
| #140 | 0.11 | 93 | | |
| #200 | 0.075 | 85 | | |
| | | | | |
| | | | | |

**Coefficients**

$D_{85}$ = 0.0763 mm  $D_{30}$ = N/A
$D_{60}$ = N/A  $D_{15}$ = N/A
$D_{50}$ = N/A  $D_{10}$ = N/A
$C_u$ = N/A  $C_c$ = N/A

**Classification**

ASTM N/A

AASHTO Silty Soils (A-4 (0))

**Sample/Test Description**

Sand/Gravel Particle Shape : ---

Sand/Gravel Hardness : ---

printed 12/7/2020 4:09:41 PM

| | | | | | |
|---|---|---|---|---|---|
| Client: | AECOM | | | | |
| Project: | New Bedford Harbor LTM | | | | |
| Location: | New Bedford, MA | | | Project No: | GTX-312496 |
| Boring ID: | --- | Sample Type: | bag | Tested By: | GA |
| Sample ID: | S-345-20FSP20-03 | Test Date: | 11/06/20 | Checked By: | jsc |
| Depth : | --- | Test Id: | 583344 | | |
| Test Comment: | --- | | | | |
| Visual Description: | Moist, dark greenish gray sandy clay | | | | |
| Sample Comment: | --- | | | | |

# Particle Size Analysis - ASTM D6913

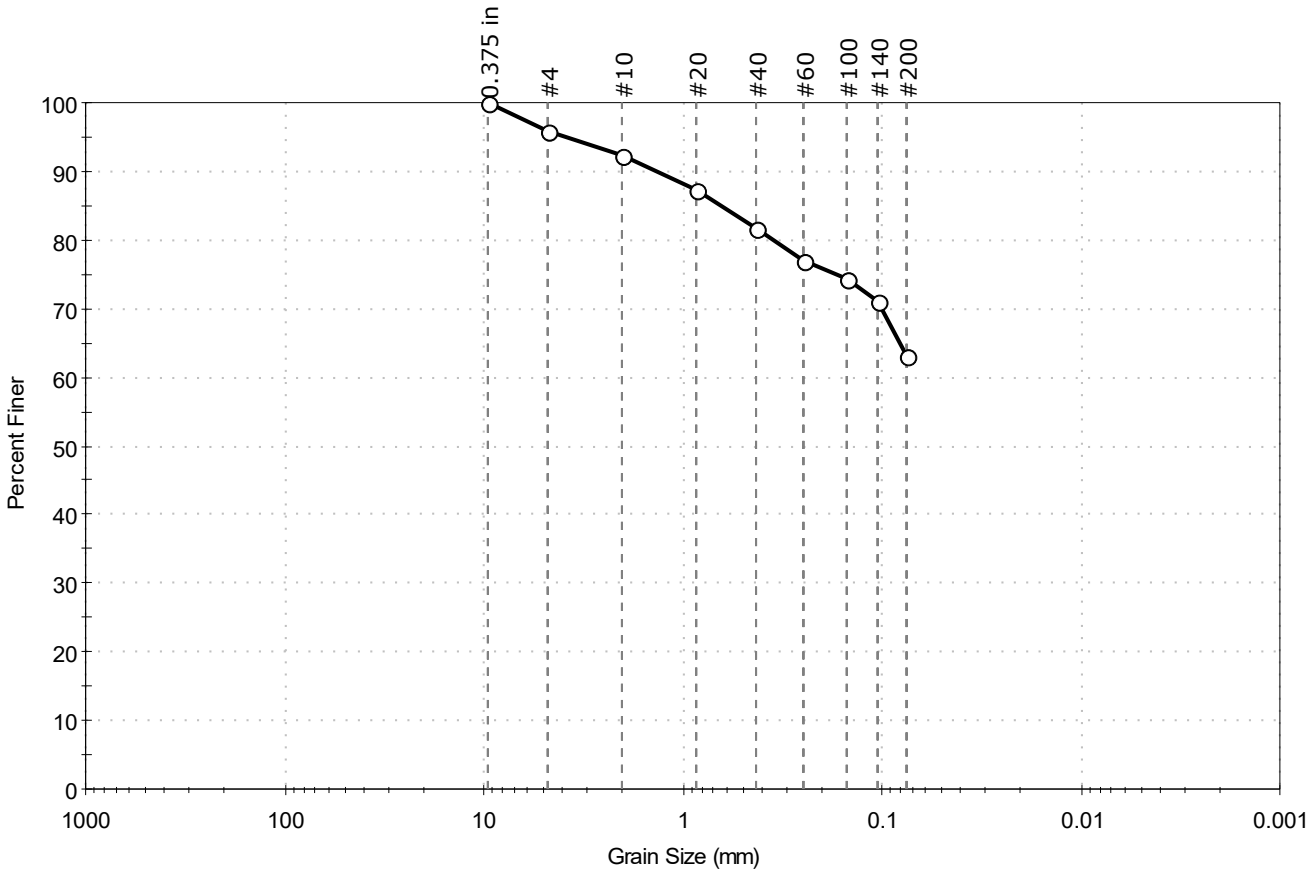


| % Cobble | % Gravel | % Sand | % Silt & Clay Size |
|---|---|---|---|
| — | 4.1 | 32.9 | 63.0 |

| Sieve Name | Sieve Size, mm | Percent Finer | Spec. Percent | Complies |
|---|---|---|---|---|
| 0.375 in | 9.50 | 100 | | |
| #4 | 4.75 | 96 | | |
| #10 | 2.00 | 92 | | |
| #20 | 0.85 | 87 | | |
| #40 | 0.42 | 82 | | |
| #60 | 0.25 | 77 | | |
| #100 | 0.15 | 74 | | |
| #140 | 0.11 | 71 | | |
| #200 | 0.075 | 63 | | |
| | | | | |
| | | | | |

**Coefficients**

$D_{85}$ = 0.6421 mm  $D_{30}$ = N/A
$D_{60}$ = N/A  $D_{15}$ = N/A
$D_{50}$ = N/A  $D_{10}$ = N/A
$C_u$ = N/A  $C_c$ = N/A

**Classification**

ASTM N/A

AASHTO Silty Soils (A-4 (0))

**Sample/Test Description**

Sand/Gravel Particle Shape : ANGULAR

Sand/Gravel Hardness : HARD

printed 11/10/2020 11:16:27 AM

| | | | | | |
|---|---|---|---|---|---|
| Client: | AECOM | | | | |
| Project: | New Bedford Harbor LTM | | | | |
| Location: | New Bedford, MA | | | Project No: | GTX-312496 |
| Boring ID: | --- | Sample Type: | bag | Tested By: | ckg |
| Sample ID: | S-346-20FSP20-01 | Test Date: | 11/19/20 | Checked By: | bfs |
| Depth : | --- | Test Id: | 583346 | | |
| Test Comment: | --- | | | | |
| Visual Description: | Moist, grayish brown sand with silt | | | | |
| Sample Comment: | --- | | | | |

# Particle Size Analysis - ASTM D6913/D7928

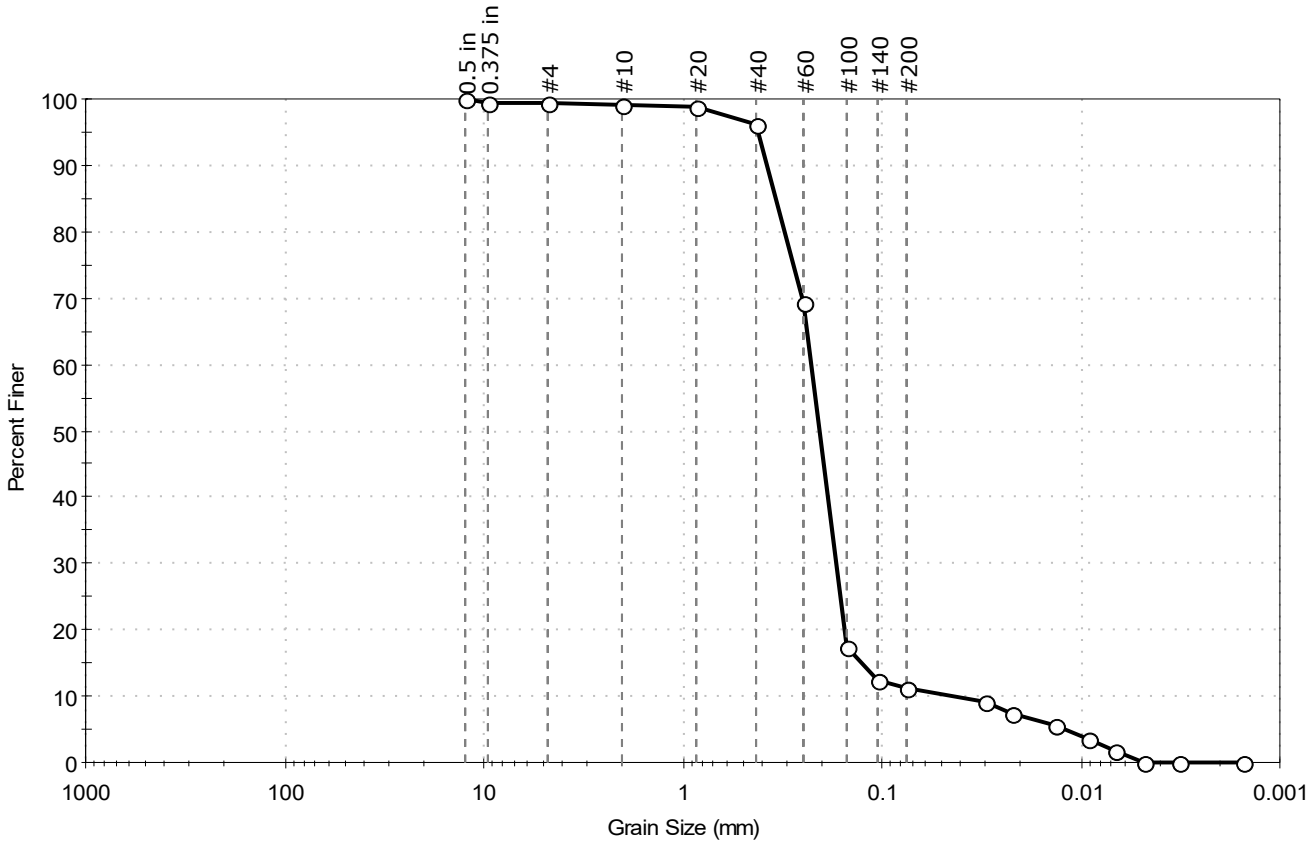


| % Cobble | % Gravel | % Sand | % Silt & Clay Size |
|---|---|---|---|
| — | 0.5 | 88.3 | 11.2 |

| Sieve Name | Sieve Size, mm | Percent Finer | Spec. Percent | Complies |
|---|---|---|---|---|
| 0.5 in | 12.50 | 100 | | |
| 0.375 in | 9.50 | 100 | | |
| #4 | 4.75 | 100 | | |
| #10 | 2.00 | 99 | | |
| #20 | 0.85 | 99 | | |
| #40 | 0.42 | 96 | | |
| #60 | 0.25 | 69 | | |
| #100 | 0.15 | 17 | | |
| #140 | 0.11 | 12 | | |
| #200 | 0.075 | 11 | | |
| Hydrometer | Particle Size (mm) | Percent Finer | Spec. Percent | Complies |
| --- | 0.0302 | 9 | | |
| --- | 0.0225 | 7 | | |
| --- | 0.0134 | 5 | | |
| --- | 0.0091 | 4 | | |
| --- | 0.0068 | 2 | | |
| --- | 0.0048 | 0 | | |
| --- | 0.0033 | 0 | | |
| --- | 0.0015 | 0 | | |
| | | | | |

**Coefficients**

$D_{85}$ = 0.3404 mm  $D_{30}$ = 0.1698 mm
$D_{60}$ = 0.2280 mm  $D_{15}$ = 0.1268 mm
$D_{50}$ = 0.2067 mm  $D_{10}$ = 0.0439 mm
$C_u$ = 5.194  $C_c$ = 2.881

**Classification**

ASTM N/A

AASHTO Silty Gravel and Sand (A-2-4 (0))

**Sample/Test Description**

Sand/Gravel Particle Shape : ---
Sand/Gravel Hardness : ---
Dispersion Device : Apparatus A - Mech Mixer
Dispersion Period : 1 minute
Est. Specific Gravity : 2.65
Separation of Sample: #200 Sieve

printed 12/7/2020 4:09:44 PM

| | | | | | |
|---|---|---|---|---|---|
| Client: | AECOM | | | | |
| Project: | New Bedford Harbor LTM | | | | |
| Location: | New Bedford, MA | | | Project No: | GTX-312496 |
| Boring ID: | --- | Sample Type: | bag | Tested By: | ckg |
| Sample ID: | S-346-20FSP20-02 | Test Date: | 11/20/20 | Checked By: | bfs |
| Depth : | --- | Test Id: | 583347 | | |
| Test Comment: | --- | | | | |
| Visual Description: | Moist, dark gray sand with silt | | | | |
| Sample Comment: | --- | | | | |

# Particle Size Analysis - ASTM D6913

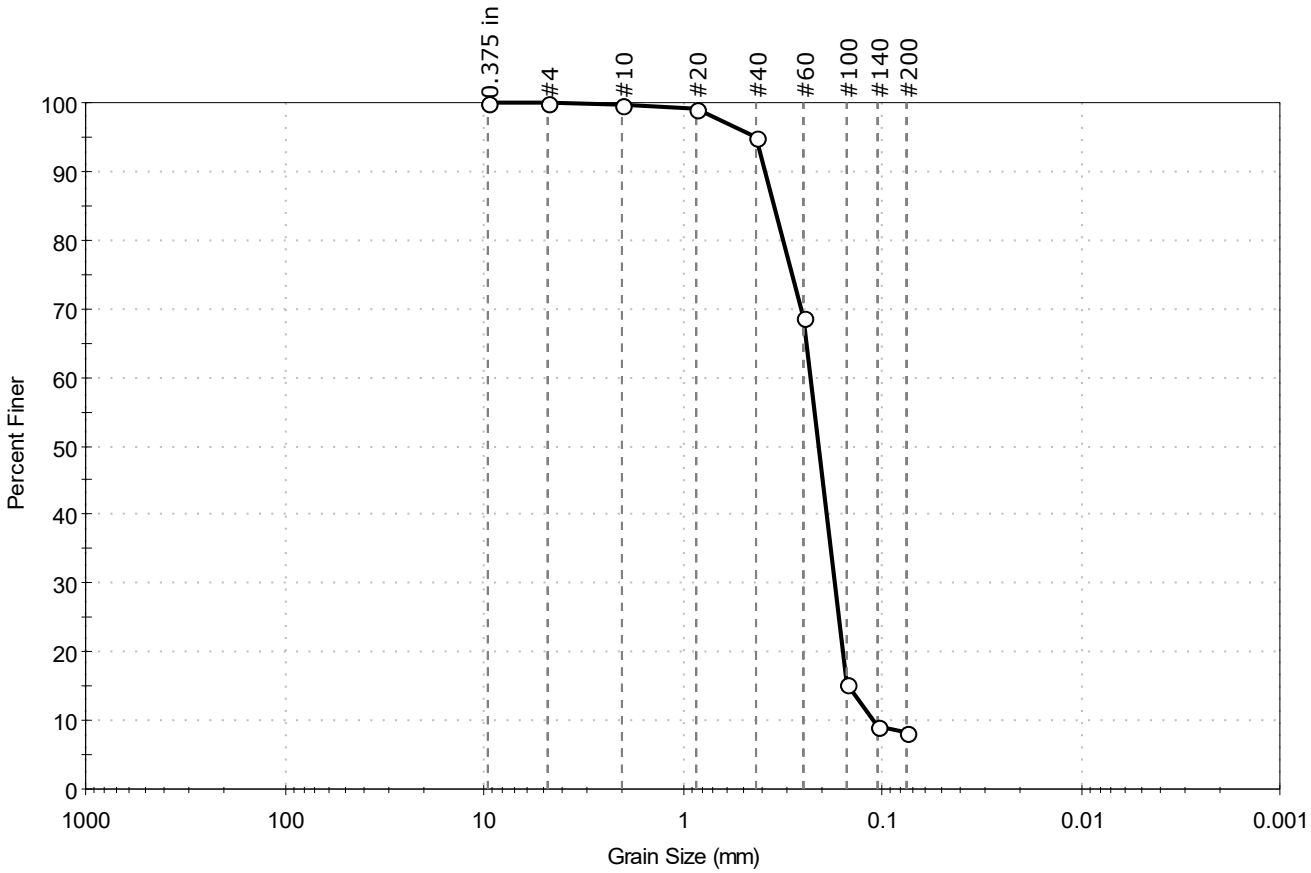


| % Cobble | % Gravel | % Sand | % Silt & Clay Size |
|---|---|---|---|
| — | 0.1 | 91.7 | 8.2 |

| Sieve Name | Sieve Size, mm | Percent Finer | Spec. Percent | Complies |
|---|---|---|---|---|
| 0.375 in | 9.50 | 100 | | |
| #4 | 4.75 | 100 | | |
| #10 | 2.00 | 100 | | |
| #20 | 0.85 | 99 | | |
| #40 | 0.42 | 95 | | |
| #60 | 0.25 | 69 | | |
| #100 | 0.15 | 15 | | |
| #140 | 0.11 | 9 | | |
| #200 | 0.075 | 8.2 | | |
| | | | | |
| | | | | |

**Coefficients**

$D_{85}$ = 0.3472 mm  $D_{30}$ = 0.1725 mm
$D_{60}$ = 0.2300 mm  $D_{15}$ = 0.1466 mm
$D_{50}$ = 0.2090 mm  $D_{10}$ = 0.1112 mm
$C_u$ = 2.068  $C_c$ = 1.163

**Classification**

ASTM N/A

AASHTO Fine Sand (A-3 (1))

**Sample/Test Description**

Sand/Gravel Particle Shape : ---

Sand/Gravel Hardness : ---

printed 12/7/2020 4:09:46 PM

| | | | | | |
|---|---|---|---|---|---|
| Client: | AECOM | | | | |
| Project: | New Bedford Harbor LTM | | | | |
| Location: | New Bedford, MA | | | Project No: | GTX-312496 |
| Boring ID: | --- | Sample Type: | bag | Tested By: | ckg |
| Sample ID: | S-346-20FSP20-03 | Test Date: | 11/20/20 | Checked By: | bfs |
| Depth : | --- | Test Id: | 583348 | | |
| Test Comment: | --- | | | | |
| Visual Description: | Moist, dark gray sand with silt | | | | |
| Sample Comment: | --- | | | | |

# Particle Size Analysis - ASTM D6913

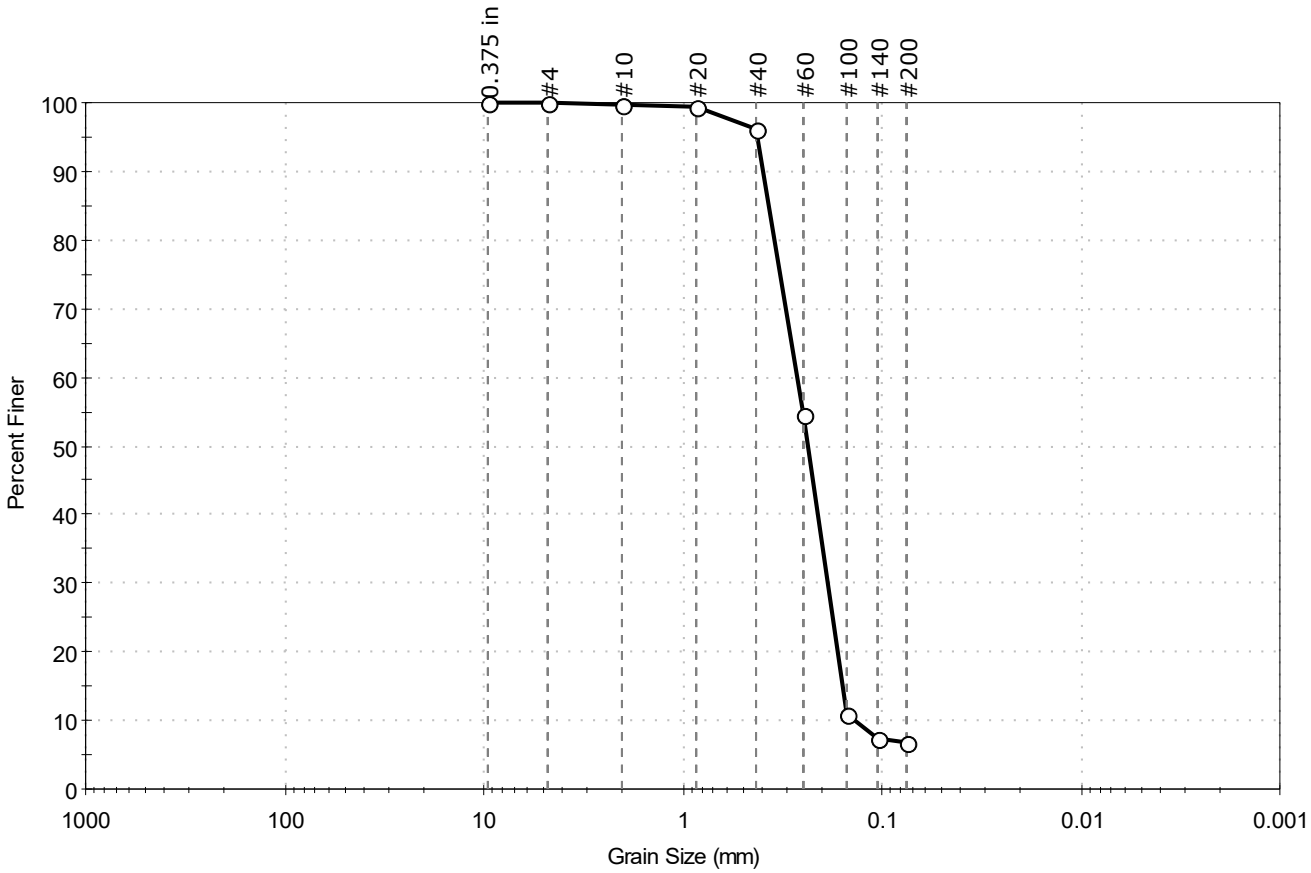


| % Cobble | % Gravel | % Sand | % Silt & Clay Size |
|---|---|---|---|
| — | 0.1 | 93.1 | 6.8 |

| Sieve Name | Sieve Size, mm | Percent Finer | Spec. Percent | Complies |
|---|---|---|---|---|
| 0.375 in | 9.50 | 100 | | |
| #4 | 4.75 | 100 | | |
| #10 | 2.00 | 100 | | |
| #20 | 0.85 | 99 | | |
| #40 | 0.42 | 96 | | |
| #60 | 0.25 | 55 | | |
| #100 | 0.15 | 11 | | |
| #140 | 0.11 | 8 | | |
| #200 | 0.075 | 6.8 | | |
| | | | | |
| | | | | |

**Coefficients**

$D_{85}$ = 0.3690 mm  $D_{30}$ = 0.1876 mm
$D_{60}$ = 0.2681 mm  $D_{15}$ = 0.1574 mm
$D_{50}$ = 0.2371 mm  $D_{10}$ = 0.1371 mm
$C_u$ = 1.956  $C_c$ = 0.957

**Classification**

ASTM N/A

AASHTO Fine Sand (A-3 (1))

**Sample/Test Description**

Sand/Gravel Particle Shape : ---

Sand/Gravel Hardness : ---

printed 12/7/2020 4:09:48 PM

| | | | | | |
|---|---|---|---|---|---|
| Client: | AECOM | | | | |
| Project: | New Bedford Harbor LTM | | | | |
| Location: | New Bedford, MA | | | Project No: | GTX-312496 |
| Boring ID: | --- | Sample Type: | bag | Tested By: | ckg |
| Sample ID: | S-349-20FSP20-01 | Test Date: | 11/24/20 | Checked By: | bfs |
| Depth : | --- | Test Id: | 583350 | | |
| Test Comment: | --- | | | | |
| Visual Description: | Moist, dark gray sandy silt | | | | |
| Sample Comment: | --- | | | | |

# Particle Size Analysis - ASTM D6913/D7928

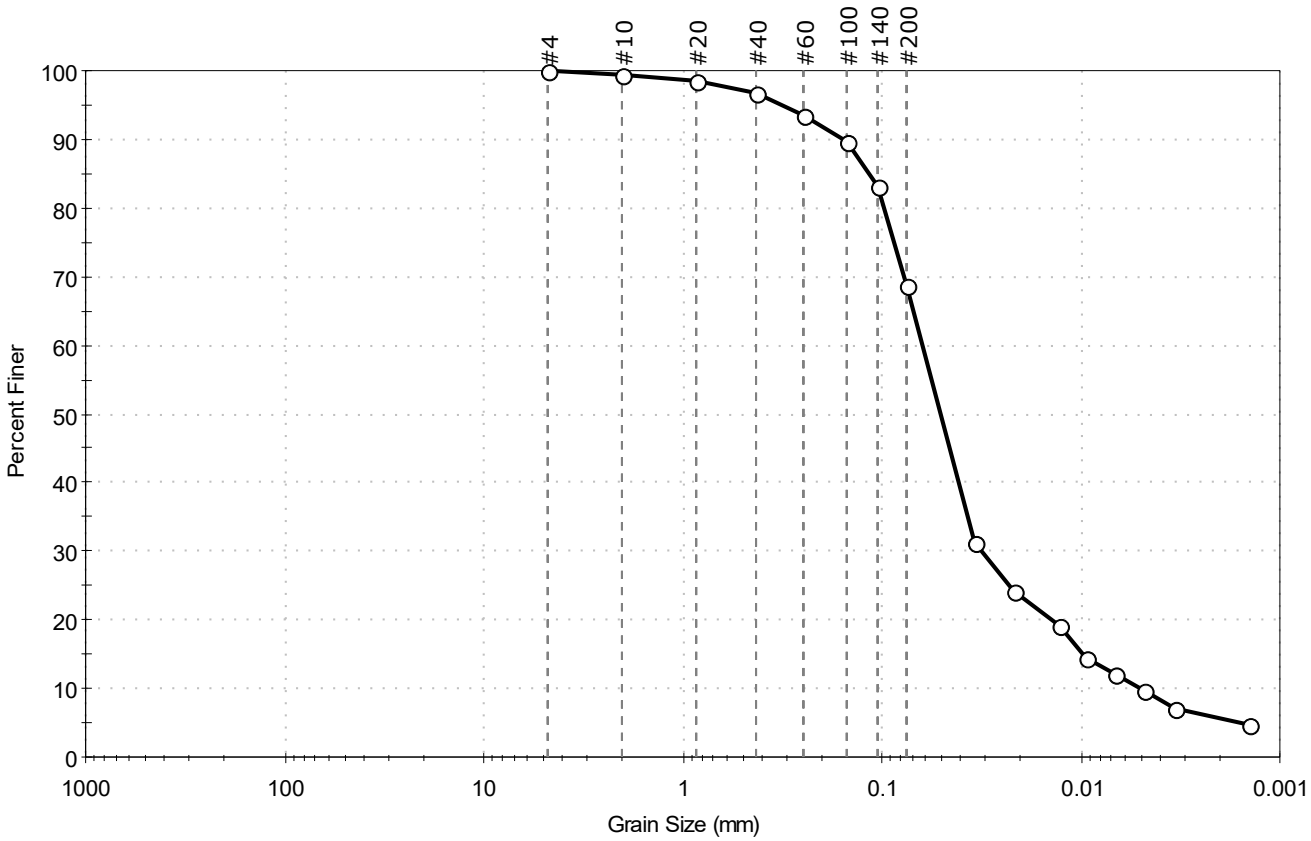


| % Cobble | % Gravel | % Sand | % Silt & Clay Size |
|---|---|---|---|
| — | 0.0 | 31.3 | 68.7 |

| Sieve Name | Sieve Size, mm | Percent Finer | Spec. Percent | Complies |
|---|---|---|---|---|
| #4 | 4.75 | 100 | | |
| #10 | 2.00 | 99 | | |
| #20 | 0.85 | 99 | | |
| #40 | 0.42 | 97 | | |
| #60 | 0.25 | 93 | | |
| #100 | 0.15 | 90 | | |
| #140 | 0.11 | 83 | | |
| #200 | 0.075 | 69 | | |
| Hydrometer | Particle Size (mm) | Percent Finer | Spec. Percent | Complies |
| --- | 0.0340 | 31 | | |
| --- | 0.0219 | 24 | | |
| --- | 0.0128 | 19 | | |
| --- | 0.0093 | 14 | | |
| --- | 0.0067 | 12 | | |
| --- | 0.0048 | 10 | | |
| --- | 0.0034 | 7 | | |
| --- | 0.0014 | 5 | | |
| | | | | |

**Coefficients**

$D_{85}$ = 0.1161 mm  $D_{30}$ = 0.0315 mm
$D_{60}$ = 0.0624 mm  $D_{15}$ = 0.0097 mm
$D_{50}$ = 0.0505 mm  $D_{10}$ = 0.0051 mm
$C_u$ = 12.235  $C_c$ = 3.118

**Classification**

ASTM N/A

AASHTO Silty Soils (A-4 (0))

**Sample/Test Description**

Sand/Gravel Particle Shape : ---
Sand/Gravel Hardness : ---
Dispersion Device : Apparatus A - Mech Mixer
Dispersion Period : 1 minute
Est. Specific Gravity : 2.65
Separation of Sample: #200 Sieve

printed 12/7/2020 4:09:52 PM

| | | | | | |
|---|---|---|---|---|---|
| Client: | AECOM | | | | |
| Project: | New Bedford Harbor LTM | | | | |
| Location: | New Bedford, MA | | | Project No: | GTX-312496 |
| Boring ID: | --- | Sample Type: | bag | Tested By: | GA |
| Sample ID: | S-349-20FSP20-02 | Test Date: | 11/09/20 | Checked By: | jsc |
| Depth : | --- | Test Id: | 583351 | | |
| Test Comment: | --- | | | | |
| Visual Description: | Moist, greenish gray sandy clay | | | | |
| Sample Comment: | --- | | | | |

# Particle Size Analysis - ASTM D6913

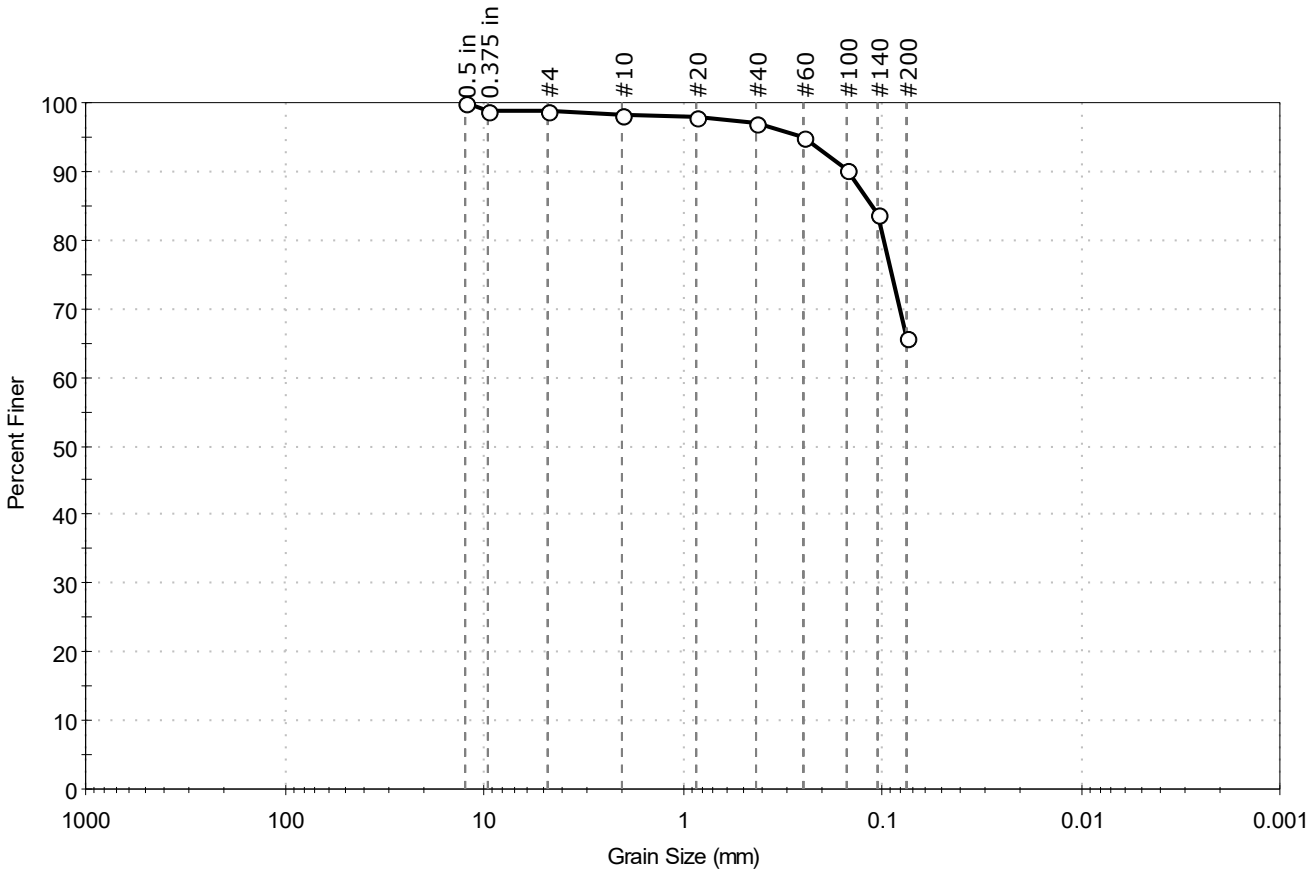


| % Cobble | % Gravel | % Sand | % Silt & Clay Size |
|---|---|---|---|
| -- | 1.3 | 32.9 | 65.8 |

| Sieve Name | Sieve Size, mm | Percent Finer | Spec. Percent | Complies |
|---|---|---|---|---|
| 0.5 in | 12.50 | 100 | | |
| 0.375 in | 9.50 | 99 | | |
| #4 | 4.75 | 99 | | |
| #10 | 2.00 | 98 | | |
| #20 | 0.85 | 98 | | |
| #40 | 0.42 | 97 | | |
| #60 | 0.25 | 95 | | |
| #100 | 0.15 | 90 | | |
| #140 | 0.11 | 84 | | |
| #200 | 0.075 | 66 | | |
| | | | | |
| | | | | |

**Coefficients**

$D_{85}$ = 0.1135 mm  $D_{30}$ = N/A
$D_{60}$ = N/A  $D_{15}$ = N/A
$D_{50}$ = N/A  $D_{10}$ = N/A
$C_u$ = N/A  $C_c$ = N/A

**Classification**

ASTM N/A

AASHTO Silty Soils (A-4 (0))

**Sample/Test Description**

Sand/Gravel Particle Shape : ---

Sand/Gravel Hardness : ---

printed 11/10/2020 11:16:28 AM

| | | | | | |
|---|---|---|---|---|---|
| Client: | AECOM | | | | |
| Project: | New Bedford Harbor LTM | | | | |
| Location: | New Bedford, MA | | | Project No: | GTX-312496 |
| Boring ID: | --- | Sample Type: | bag | Tested By: | GA |
| Sample ID: | S-349-20FSP20-03 | Test Date: | 11/06/20 | Checked By: | jsc |
| Depth : | --- | Test Id: | 583352 | | |
| Test Comment: | --- | | | | |
| Visual Description: | Moist, dark greenish gray sandy clay | | | | |
| Sample Comment: | --- | | | | |

# Particle Size Analysis - ASTM D6913

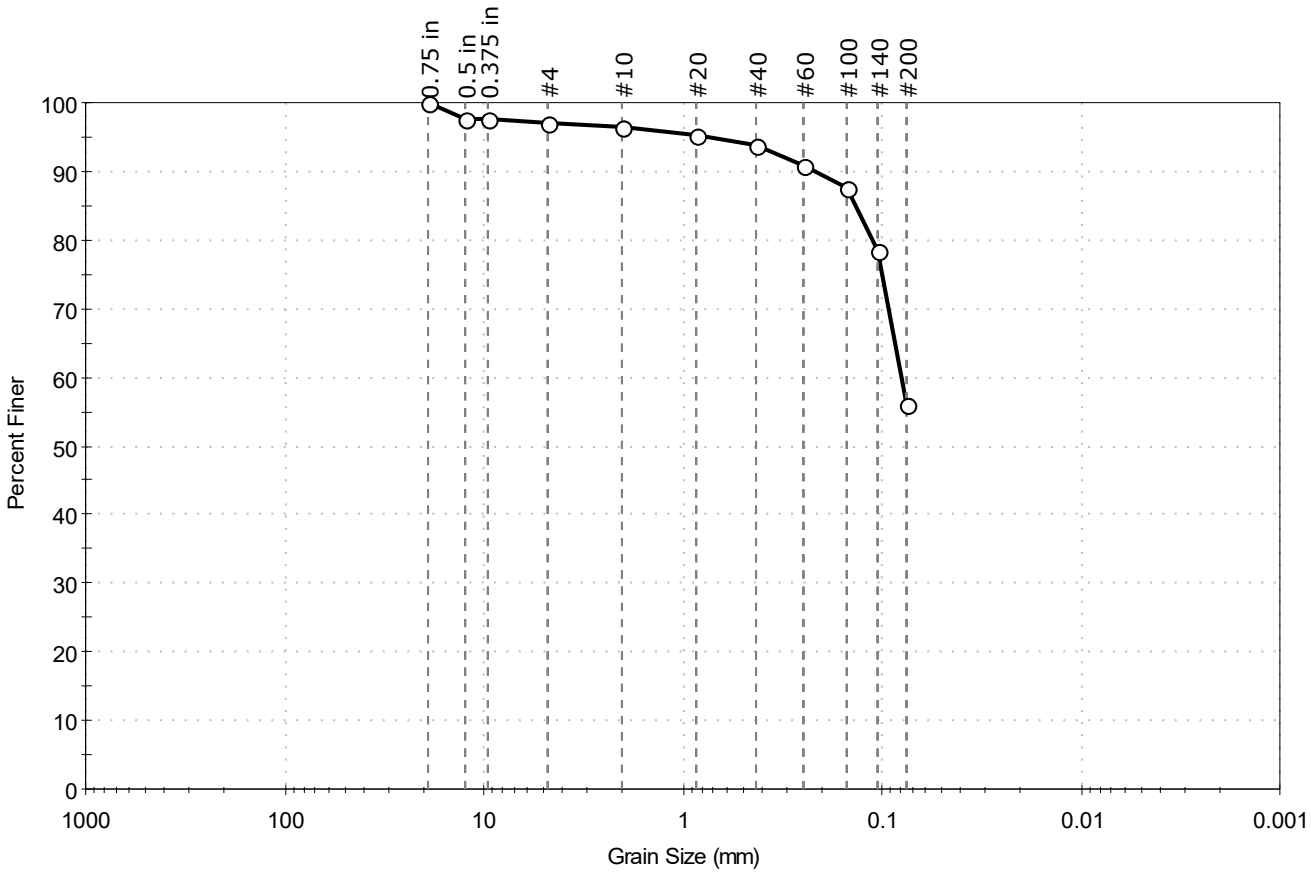


| % Cobble | % Gravel | % Sand | % Silt & Clay Size |
|---|---|---|---|
| -- | 2.9 | 41.1 | 56.0 |

| Sieve Name | Sieve Size, mm | Percent Finer | Spec. Percent | Complies |
|---|---|---|---|---|
| 0.75 in | 19.00 | 100 | | |
| 0.5 in | 12.50 | 98 | | |
| 0.375 in | 9.50 | 98 | | |
| #4 | 4.75 | 97 | | |
| #10 | 2.00 | 96 | | |
| #20 | 0.85 | 95 | | |
| #40 | 0.42 | 94 | | |
| #60 | 0.25 | 91 | | |
| #100 | 0.15 | 88 | | |
| #140 | 0.11 | 79 | | |
| #200 | 0.075 | 56 | | |
| | | | | |
| | | | | |

**Coefficients**

$D_{85}$ = 0.1360 mm  $D_{30}$ = N/A
$D_{60}$ = 0.0798 mm  $D_{15}$ = N/A
$D_{50}$ = N/A  $D_{10}$ = N/A
$C_u$ = N/A  $C_c$ = N/A

**Classification**

ASTM N/A

AASHTO Silty Soils (A-4 (0))

**Sample/Test Description**

Sand/Gravel Particle Shape : ---

Sand/Gravel Hardness : ---

printed 11/10/2020 11:16:29 AM

| | | | | | |
|---|---|---|---|---|---|
| Client: | AECOM | | | | |
| Project: | New Bedford Harbor LTM | | | | |
| Location: | New Bedford, MA | | | Project No: | GTX-312496 |
| Boring ID: | --- | Sample Type: | bag | Tested By: | ckg |
| Sample ID: | S-352-20FSP20-01 | Test Date: | 11/19/20 | Checked By: | bfs |
| Depth : | --- | Test Id: | 583354 | | |
| Test Comment: | --- | | | | |
| Visual Description: | Moist, dark grayish brown sand with silt and gravel | | | | |
| Sample Comment: | Sample contains shells | | | | |

# Particle Size Analysis - ASTM D6913/D7928

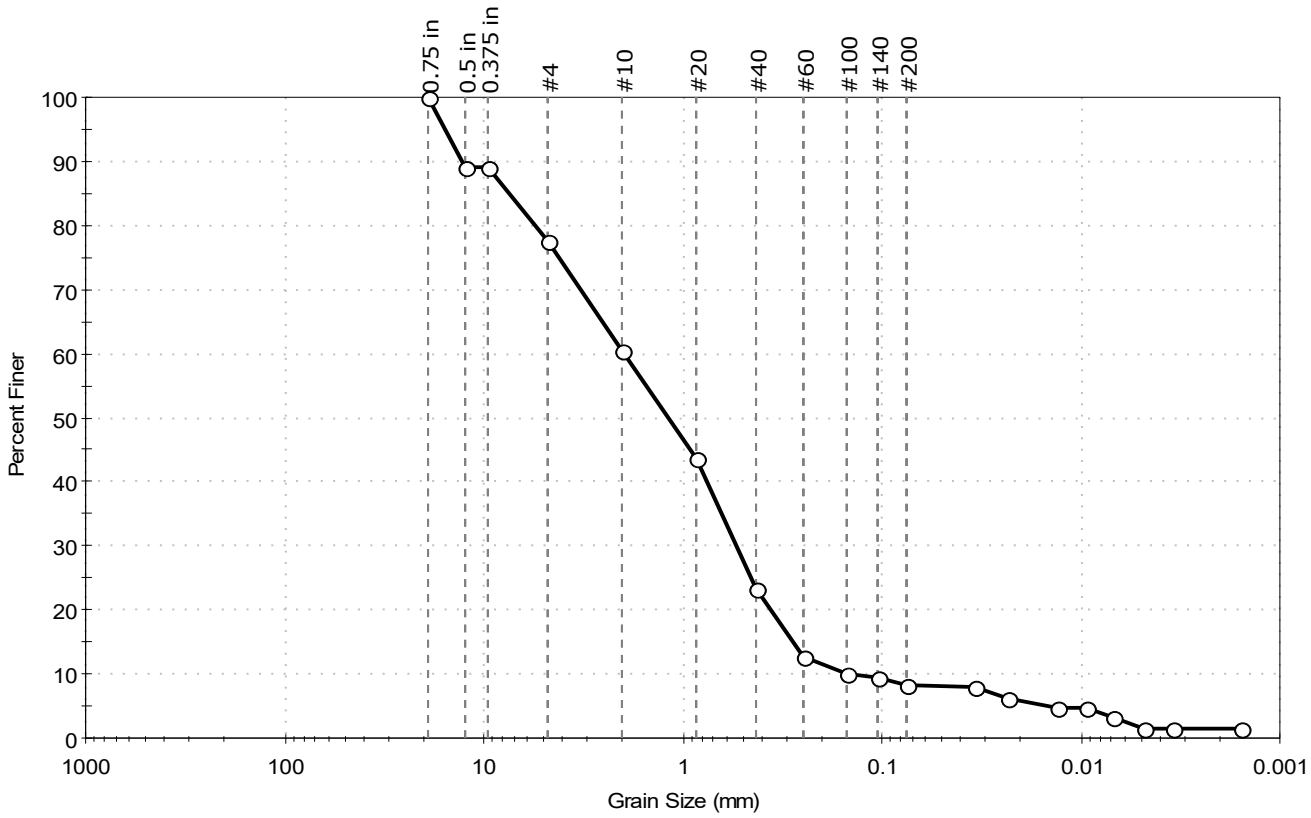


| % Cobble | % Gravel | % Sand | % Silt & Clay Size |
|---|---|---|---|
| – | 22.4 | 69.2 | 8.4 |

| Sieve Name | Sieve Size, mm | Percent Finer | Spec. Percent | Complies |
|---|---|---|---|---|
| 0.75 in | 19.00 | 100 | | |
| 0.5 in | 12.50 | 89 | | |
| 0.375 in | 9.50 | 89 | | |
| #4 | 4.75 | 78 | | |
| #10 | 2.00 | 61 | | |
| #20 | 0.85 | 44 | | |
| #40 | 0.42 | 23 | | |
| #60 | 0.25 | 13 | | |
| #100 | 0.15 | 10 | | |
| #140 | 0.11 | 9 | | |
| #200 | 0.075 | 8.4 | | |
| Hydrometer | Particle Size (mm) | Percent Finer | Spec. Percent | Complies |
| --- | 0.0344 | 8 | | |
| --- | 0.0233 | 6 | | |
| --- | 0.0132 | 5 | | |
| --- | 0.0093 | 5 | | |
| --- | 0.0068 | 3 | | |
| --- | 0.0049 | 2 | | |
| --- | 0.0034 | 2 | | |
| --- | 0.0016 | 2 | | |
| | | | | |

**Coefficients**

$D_{85}$ = 7.4597 mm  $D_{30}$ = 0.5334 mm

$D_{60}$ = 1.9419 mm  $D_{15}$ = 0.2814 mm

$D_{50}$ = 1.1749 mm  $D_{10}$ = 0.1479 mm

$C_u$ = 13.130  $C_c$ = 0.991

**Classification**

ASTM N/A

AASHTO Stone Fragments, Gravel and Sand (A-1-b (1))

**Sample/Test Description**

Sand/Gravel Particle Shape : ANGULAR

Sand/Gravel Hardness : HARD

Dispersion Device : Apparatus A - Mech Mixer

Dispersion Period : 1 minute

Est. Specific Gravity : 2.65

Separation of Sample: #200 Sieve

printed 12/7/2020 4:09:56 PM

| | | | | | |
|---|---|---|---|---|---|
| Client: | AECOM | | | | |
| Project: | New Bedford Harbor LTM | | | | |
| Location: | New Bedford, MA | | | Project No: | GTX-312496 |
| Boring ID: | --- | Sample Type: | bag | Tested By: | GA |
| Sample ID: | S-352-20FSP20-02 | Test Date: | 11/06/20 | Checked By: | jsc |
| Depth : | --- | Test Id: | 583355 | | |
| Test Comment: | --- | | | | |
| Visual Description: | Moist, dark greenish gray gravelly silt with sand | | | | |
| Sample Comment: | --- | | | | |

# Particle Size Analysis - ASTM D6913

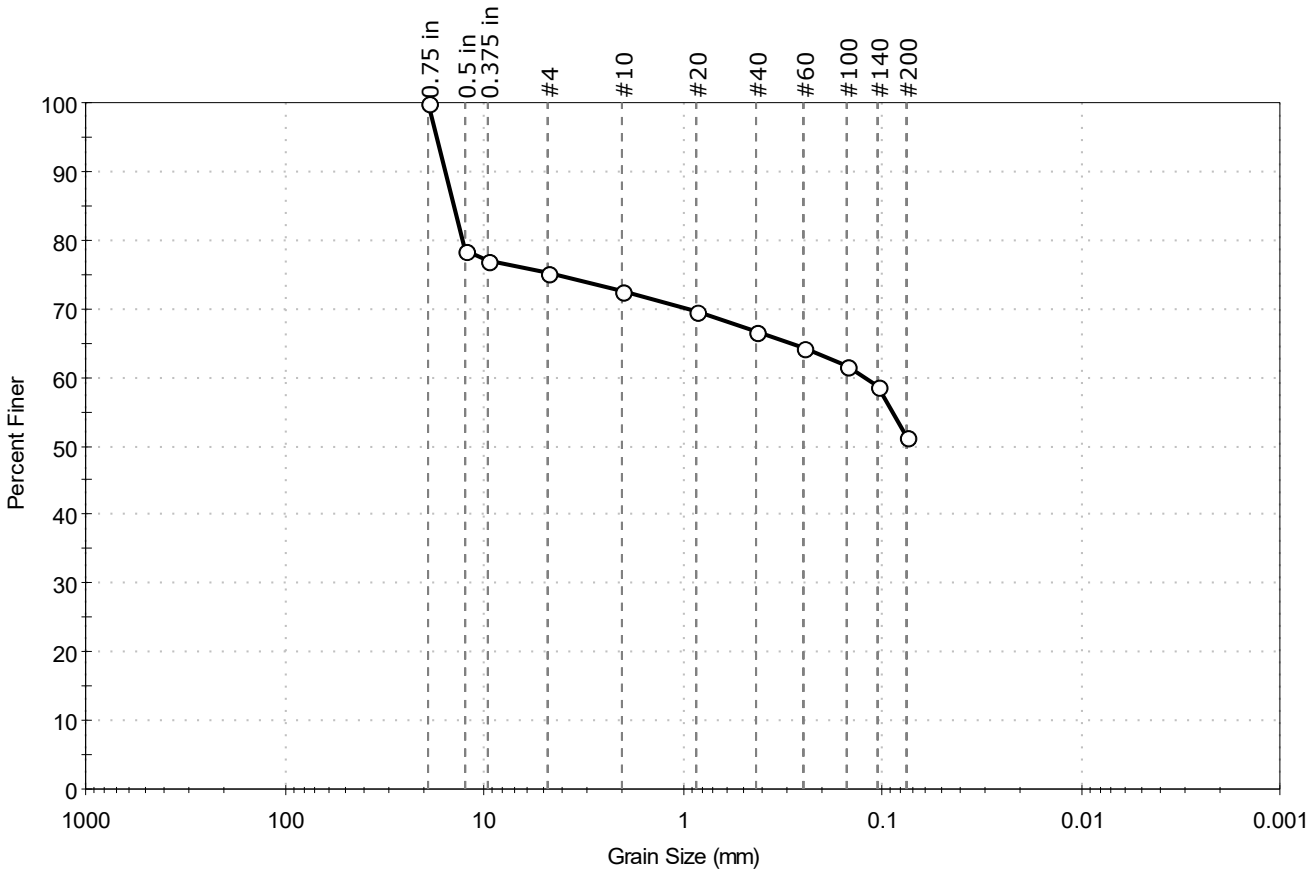


| % Cobble | % Gravel | % Sand | % Silt & Clay Size |
|---|---|---|---|
| -- | 24.9 | 23.8 | 51.3 |

| Sieve Name | Sieve Size, mm | Percent Finer | Spec. Percent | Complies |
|---|---|---|---|---|
| 0.75 in | 19.00 | 100 | | |
| 0.5 in | 12.50 | 79 | | |
| 0.375 in | 9.50 | 77 | | |
| #4 | 4.75 | 75 | | |
| #10 | 2.00 | 73 | | |
| #20 | 0.85 | 69 | | |
| #40 | 0.42 | 67 | | |
| #60 | 0.25 | 64 | | |
| #100 | 0.15 | 62 | | |
| #140 | 0.11 | 59 | | |
| #200 | 0.075 | 51 | | |
| | | | | |
| | | | | |

**Coefficients**

$D_{85}$ = 14.1791 mm  $D_{30}$ = N/A
$D_{60}$ = 0.1240 mm  $D_{15}$ = N/A
$D_{50}$ = N/A  $D_{10}$ = N/A
$C_u$ = N/A  $C_c$ = N/A

**Classification**

ASTM N/A

AASHTO Silty Soils (A-4 (0))

**Sample/Test Description**

Sand/Gravel Particle Shape : ANGULAR

Sand/Gravel Hardness : SOFT

printed 11/10/2020 11:16:29 AM

| | | | | | |
|---|---|---|---|---|---|
| Client: | AECOM | | | | |
| Project: | New Bedford Harbor LTM | | | | |
| Location: | New Bedford, MA | | | Project No: | GTX-312496 |
| Boring ID: | --- | Sample Type: | bag | Tested By: | GA |
| Sample ID: | S-352-20FSP20-03 | Test Date: | 11/04/20 | Checked By: | jsc |
| Depth : | --- | Test Id: | 583356 | | |
| Test Comment: | --- | | | | |
| Visual Description: | Moist, dark greenish gray clayey gravel with sand | | | | |
| Sample Comment: | --- | | | | |

# Particle Size Analysis - ASTM D6913

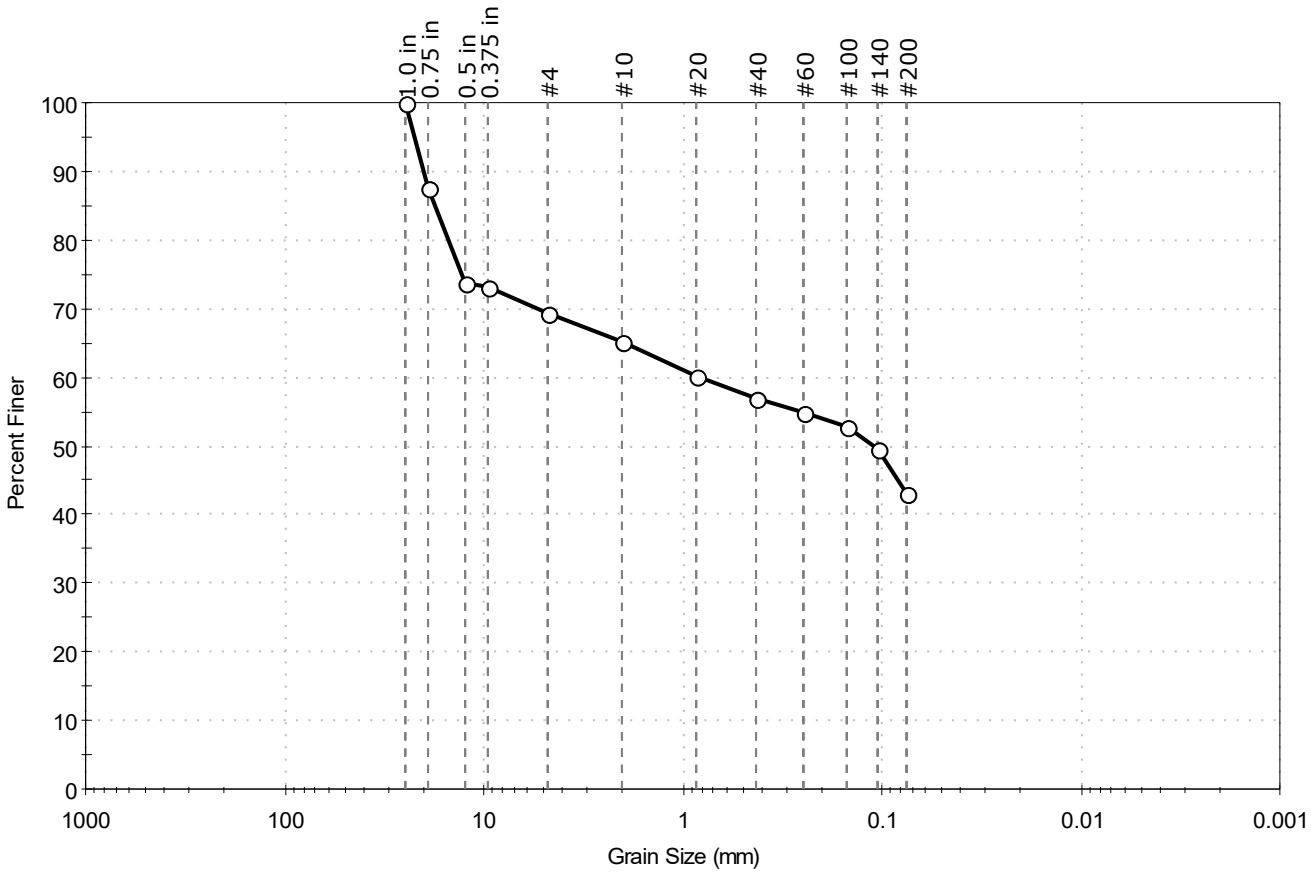


| % Cobble | % Gravel | % Sand | % Silt & Clay Size |
|---|---|---|---|
| — | 30.6 | 26.5 | 42.9 |

| Sieve Name | Sieve Size, mm | Percent Finer | Spec. Percent | Complies |
|---|---|---|---|---|
| 1.0 in | 25.00 | 100 | | |
| 0.75 in | 19.00 | 88 | | |
| 0.5 in | 12.50 | 74 | | |
| 0.375 in | 9.50 | 73 | | |
| #4 | 4.75 | 69 | | |
| #10 | 2.00 | 65 | | |
| #20 | 0.85 | 60 | | |
| #40 | 0.42 | 57 | | |
| #60 | 0.25 | 55 | | |
| #100 | 0.15 | 53 | | |
| #140 | 0.11 | 49 | | |
| #200 | 0.075 | 43 | | |
| | | | | |
| | | | | |

**Coefficients**

$D_{85}$ = 17.5528 mm  $D_{30}$ = N/A
$D_{60}$ = 0.8262 mm  $D_{15}$ = N/A
$D_{50}$ = 0.1125 mm  $D_{10}$ = N/A
$C_u$ = N/A  $C_c$ = N/A

**Classification**

ASTM N/A

AASHTO Silty Soils (A-4 (0))

**Sample/Test Description**

Sand/Gravel Particle Shape : ANGULAR

Sand/Gravel Hardness : SOFT

printed 11/10/2020 11:16:30 AM

| | | | | | | | | | |
|---|---|---|---|---|---|---|---|---|---|
| | | | | % pass through | % retained | % pass through | % retained | % pass through | % retained |
| | | | SYS_LOC_CODE | 105 | 105 | 108 | 108 | 109 | 109 |
| | | | DEPTH_INTERVAL | 0 - 2 cm | 0 - 2 cm | 0 - 2 cm | 0 - 2 cm | 0 - 2 cm | 0 - 2 cm |
| | | | SAMPLE_TYPE_CODE | N | N | N | N | N | N |
| | | | SYS_SAMPLE_CODE | S-105-20FSP20-01 | S-105-20FSP20-01 | S-108-20FSP20-01 | S-108-20FSP20-01 | S-109-20FSP20-01 | S-109-20FSP20-01 |
| size_mm | CAS_RN | CHEMICAL_NAME | units | v | v | v | v | v | v |
| 37.5 | SIEVE37.5MM | Grain size < 37.5 mm, Sieve | % | | | | | | |
| 25 | SIEVE25.0MM | Grain size < 25 mm, Sieve | % | | | | | | |
| 19 | SIEVE19.0MM | Grain size < 19 mm, Sieve | % | | | | | | |
| 12.5 | SIEVE12.5MM | Grain size < 12.5 mm, Sieve | % | | | | | | |
| 9.5 | SIEVE9.5MM | Grain size < 9.5 mm, Sieve | % | 100 | 0 | | | | |
| 4.75 | SIEVE4.75MM | Grain size < 4.75 mm, Sieve | % | 99 | 1 | 100 | 0 | 100 | 0 |
| 2 | SIEVE2.0MM | Grain size < 2 mm, Sieve | % | 98 | 2 | 100 | 0 | 100 | 0 |
| 0.85 | SIEVE0.85MM | Grain size < 0.85 mm, Sieve | % | 97 | 3 | 99 | 1 | 100 | 0 |
| 0.42 | SIEVE0.42MM | Grain size < 0.42 mm, Sieve | % | 95 | 5 | 99 | 1 | 100 | 0 |
| 0.25 | SIEVE0.25MM | Grain size < 0.25 mm, Sieve | % | 93 | 7 | 98 | 2 | 100 | 0 |
| 0.15 | SIEVE0.15MM | Grain size < 0.15 mm, Sieve | % | 90 | 10 | 98 | 2 | 99 | 1 |
| 0.11 | SIEVE0.11MM | Grain size < 0.11 mm, Sieve | % | 89 | 11 | 98 | 2 | 98 | 2 |
| 0.075 | SIEVE0.075MM | Grain size < 0.075 mm, Sieve | % | 87 | 13 | 96 | 4 | 96 | 4 |
| 0.0379 | HYD-37.9 | Grain size < 0.0379 mm, Hydrometer | % | | | | | | |
| 0.0365 | HYD-36.5 | Grain size < 0.0365 mm, Hydrometer | % | | | | | | |
| 0.0362 | HYD-36.2 | Grain size < 0.0362 mm, Hydrometer | % | | | | | | |
| 0.0361 | HYD-36.1 | Grain size < 0.0361 mm, Hydrometer | % | | | | | | |
| 0.0357 | HYD-35.7 | Grain size < 0.0357 mm, Hydrometer | % | | | | | | |
| 0.0353 | HYD-35.3 | Grain size < 0.0353 mm, Hydrometer | % | | | | | | |
| 0.035 | HYD-35.0 | Grain size < 0.0350 mm, Hydrometer | % | | | | | | |
| 0.0349 | HYD-34.9 | Grain size < 0.0349 mm, Hydrometer | % | | | | | | |
| 0.0347 | HYD-34.7 | Grain size < 0.0347 mm, Hydrometer | % | | | | | | |
| 0.0344 | HYD-34.4 | Grain size < 0.0344 mm, Hydrometer | % | | | | | | |
| 0.0342 | HYD-34.2 | Grain size < 0.0342 mm, Hydrometer | % | | | | | | |
| 0.034 | HYD-34.0 | Grain size < 0.0340 mm, Hydrometer | % | | | | | | |
| 0.0337 | HYD-33.7 | Grain size < 0.0337 mm, Hydrometer | % | | | | | | |
| 0.0336 | HYD-33.6 | Grain size < 0.0336 mm, Hydrometer | % | | | | | | |
| 0.0333 | HYD-33.3 | Grain size < 0.0333 mm, Hydrometer | % | | | | | | |
| 0.0329 | HYD-32.9 | Grain size < 0.0329 mm, Hydrometer | % | | | | | | |
| 0.0327 | HYD-32.7 | Grain size < 0.0327 mm, Hydrometer | % | | | | | | |
| 0.0325 | HYD-32.5 | Grain size < 0.0325 mm, Hydrometer | % | | | | | | |
| 0.0324 | HYD-32.4 | Grain size < 0.0324 mm, Hydrometer | % | | | | | | |

| | | | | | | | | | |
|---|---|---|---|---|---|---|---|---|---|
| | | | | % pass through | % retained | % pass through | % retained | % pass through | % retained |
| | | | SYS_LOC_CODE | 111 | 111 | 114 | 114 | 115 | 115 |
| | | | DEPTH_INTERVAL | 0 - 2 cm | 0 - 2 cm | 0 - 2 cm | 0 - 2 cm | 0 - 2 cm | 0 - 2 cm |
| | | | SAMPLE_TYPE_CODE | N | N | N | N | N | N |
| | | | SYS_SAMPLE_CODE | S-111-20FSP20-01 | S-111-20FSP20-01 | S-114-20FSP20-01 | S-114-20FSP20-01 | S-115-20FSP20-01 | S-115-20FSP20-01 |
| size_mm | CAS_RN | CHEMICAL_NAME | units | v | v | v | v | v | v |
| 37.5 | SIEVE37.5MM | Grain size < 37.5 mm, Sieve | % | | | | | | |
| 25 | SIEVE25.0MM | Grain size < 25 mm, Sieve | % | | | | | | |
| 19 | SIEVE19.0MM | Grain size < 19 mm, Sieve | % | | | | | | |
| 12.5 | SIEVE12.5MM | Grain size < 12.5 mm, Sieve | % | | | | | | |
| 9.5 | SIEVE9.5MM | Grain size < 9.5 mm, Sieve | % | | | | | | |
| 4.75 | SIEVE4.75MM | Grain size < 4.75 mm, Sieve | % | 100 | 0 | 100 | 0 | 100 | 0 |
| 2 | SIEVE2.0MM | Grain size < 2 mm, Sieve | % | 99 | 1 | 99 | 1 | 100 | 0 |
| 0.85 | SIEVE0.85MM | Grain size < 0.85 mm, Sieve | % | 98 | 2 | 98 | 2 | 100 | 0 |
| 0.42 | SIEVE0.42MM | Grain size < 0.42 mm, Sieve | % | 97 | 3 | 94 | 6 | 98 | 2 |
| 0.25 | SIEVE0.25MM | Grain size < 0.25 mm, Sieve | % | 96 | 4 | 89 | 11 | 96 | 4 |
| 0.15 | SIEVE0.15MM | Grain size < 0.15 mm, Sieve | % | 96 | 4 | 85 | 15 | 93 | 7 |
| 0.11 | SIEVE0.11MM | Grain size < 0.11 mm, Sieve | % | 95 | 5 | 84 | 16 | 92 | 8 |
| 0.075 | SIEVE0.075MM | Grain size < 0.075 mm, Sieve | % | 95 | 5 | 83 | 17 | 90 | 10 |
| 0.0379 | HYD-37.9 | Grain size < 0.0379 mm, Hydrometer | % | | | | | | |
| 0.0365 | HYD-36.5 | Grain size < 0.0365 mm, Hydrometer | % | | | | | | |
| 0.0362 | HYD-36.2 | Grain size < 0.0362 mm, Hydrometer | % | | | | | | |
| 0.0361 | HYD-36.1 | Grain size < 0.0361 mm, Hydrometer | % | | | | | | |
| 0.0357 | HYD-35.7 | Grain size < 0.0357 mm, Hydrometer | % | | | | | | |
| 0.0353 | HYD-35.3 | Grain size < 0.0353 mm, Hydrometer | % | | | | | | |
| 0.035 | HYD-35.0 | Grain size < 0.0350 mm, Hydrometer | % | | | | | | |
| 0.0349 | HYD-34.9 | Grain size < 0.0349 mm, Hydrometer | % | | | | | | |
| 0.0347 | HYD-34.7 | Grain size < 0.0347 mm, Hydrometer | % | | | | | | |
| 0.0344 | HYD-34.4 | Grain size < 0.0344 mm, Hydrometer | % | | | | | | |
| 0.0342 | HYD-34.2 | Grain size < 0.0342 mm, Hydrometer | % | | | | | | |
| 0.034 | HYD-34.0 | Grain size < 0.0340 mm, Hydrometer | % | | | | | | |
| 0.0337 | HYD-33.7 | Grain size < 0.0337 mm, Hydrometer | % | | | | | | |
| 0.0336 | HYD-33.6 | Grain size < 0.0336 mm, Hydrometer | % | | | | | | |
| 0.0333 | HYD-33.3 | Grain size < 0.0333 mm, Hydrometer | % | | | 74 | 26 | | |
| 0.0329 | HYD-32.9 | Grain size < 0.0329 mm, Hydrometer | % | | | | | | |
| 0.0327 | HYD-32.7 | Grain size < 0.0327 mm, Hydrometer | % | | | | | | |
| 0.0325 | HYD-32.5 | Grain size < 0.0325 mm, Hydrometer | % | | | | | | |
| 0.0324 | HYD-32.4 | Grain size < 0.0324 mm, Hydrometer | % | | | | | | |

| | | | | | | | | | |
|---|---|---|---|---|---|---|---|---|---|
| | | | | % pass through | % retained | % pass through | % retained | % pass through | % retained |
| | | | SYS_LOC_CODE | 117 | 117 | 120 | 120 | 121 | 121 |
| | | | DEPTH_INTERVAL | 0 - 2 cm | 0 - 2 cm | 0 - 2 cm | 0 - 2 cm | 0 - 2 cm | 0 - 2 cm |
| | | | SAMPLE_TYPE_CODE | N | N | N | N | N | N |
| | | | SYS_SAMPLE_CODE | S-117-20FSP20-01 | S-117-20FSP20-01 | S-120-20FSP20-01 | S-120-20FSP20-01 | S-121-20FSP20-01 | S-121-20FSP20-01 |
| size_mm | CAS_RN | CHEMICAL_NAME | units | v | v | v | v | v | v |
| 37.5 | SIEVE37.5MM | Grain size < 37.5 mm, Sieve | % | | | | | | |
| 25 | SIEVE25.0MM | Grain size < 25 mm, Sieve | % | | | | | | |
| 19 | SIEVE19.0MM | Grain size < 19 mm, Sieve | % | | | | | | |
| 12.5 | SIEVE12.5MM | Grain size < 12.5 mm, Sieve | % | | | 100 | 0 | | |
| 9.5 | SIEVE9.5MM | Grain size < 9.5 mm, Sieve | % | 100 | 0 | 99 | 1 | | |
| 4.75 | SIEVE4.75MM | Grain size < 4.75 mm, Sieve | % | 98 | 2 | 99 | 1 | 100 | 0 |
| 2 | SIEVE2.0MM | Grain size < 2 mm, Sieve | % | 96 | 4 | 98 | 2 | 99 | 1 |
| 0.85 | SIEVE0.85MM | Grain size < 0.85 mm, Sieve | % | 95 | 5 | 96 | 4 | 97 | 3 |
| 0.42 | SIEVE0.42MM | Grain size < 0.42 mm, Sieve | % | 93 | 7 | 94 | 6 | 92 | 8 |
| 0.25 | SIEVE0.25MM | Grain size < 0.25 mm, Sieve | % | 91 | 9 | 91 | 9 | 82 | 18 |
| 0.15 | SIEVE0.15MM | Grain size < 0.15 mm, Sieve | % | 89 | 11 | 87 | 13 | 76 | 24 |
| 0.11 | SIEVE0.11MM | Grain size < 0.11 mm, Sieve | % | 87 | 13 | 83 | 17 | 74 | 26 |
| 0.075 | SIEVE0.075MM | Grain size < 0.075 mm, Sieve | % | 84 | 16 | 80 | 20 | 73 | 27 |
| 0.0379 | HYD-37.9 | Grain size < 0.0379 mm, Hydrometer | % | | | | | | |
| 0.0365 | HYD-36.5 | Grain size < 0.0365 mm, Hydrometer | % | | | | | | |
| 0.0362 | HYD-36.2 | Grain size < 0.0362 mm, Hydrometer | % | | | | | | |
| 0.0361 | HYD-36.1 | Grain size < 0.0361 mm, Hydrometer | % | | | | | | |
| 0.0357 | HYD-35.7 | Grain size < 0.0357 mm, Hydrometer | % | | | | | | |
| 0.0353 | HYD-35.3 | Grain size < 0.0353 mm, Hydrometer | % | | | | | | |
| 0.035 | HYD-35.0 | Grain size < 0.0350 mm, Hydrometer | % | | | | | | |
| 0.0349 | HYD-34.9 | Grain size < 0.0349 mm, Hydrometer | % | | | | | | |
| 0.0347 | HYD-34.7 | Grain size < 0.0347 mm, Hydrometer | % | | | | | | |
| 0.0344 | HYD-34.4 | Grain size < 0.0344 mm, Hydrometer | % | | | | | | |
| 0.0342 | HYD-34.2 | Grain size < 0.0342 mm, Hydrometer | % | | | | | | |
| 0.034 | HYD-34.0 | Grain size < 0.0340 mm, Hydrometer | % | | | | | | |
| 0.0337 | HYD-33.7 | Grain size < 0.0337 mm, Hydrometer | % | | | | | | |
| 0.0336 | HYD-33.6 | Grain size < 0.0336 mm, Hydrometer | % | | | | | | |
| 0.0333 | HYD-33.3 | Grain size < 0.0333 mm, Hydrometer | % | | | | | | |
| 0.0329 | HYD-32.9 | Grain size < 0.0329 mm, Hydrometer | % | | | | | 64 | 36 |
| 0.0327 | HYD-32.7 | Grain size < 0.0327 mm, Hydrometer | % | | | | | | |
| 0.0325 | HYD-32.5 | Grain size < 0.0325 mm, Hydrometer | % | | | | | | |
| 0.0324 | HYD-32.4 | Grain size < 0.0324 mm, Hydrometer | % | | | | | | |

| | | | | | | | | | |
|---|---|---|---|---|---|---|---|---|---|
| | | | | % pass through | % retained | % pass through | % retained | % pass through | % retained |
| | | | SYS_LOC_CODE | 123 | 123 | 123 | 123 | 125 | 125 |
| | | | DEPTH_INTERVAL | 0 - 2 cm | 0 - 2 cm | 0 - 2 cm | 0 - 2 cm | 0 - 2 cm | 0 - 2 cm |
| | | | SAMPLE_TYPE_CODE | N | N | FD | FD | N | N |
| | | | SYS_SAMPLE_CODE | S-123-20FSP20-01 | S-123-20FSP20-01 | S-123-20FSP20-01-REP | S-123-20FSP20-01-REP | S-125-20FSP20-01 | S-125-20FSP20-01 |
| size_mm | CAS_RN | CHEMICAL_NAME | units | v | v | v | v | v | v |
| 37.5 | SIEVE37.5MM | Grain size < 37.5 mm, Sieve | % | | | | | | |
| 25 | SIEVE25.0MM | Grain size < 25 mm, Sieve | % | | | | | | |
| 19 | SIEVE19.0MM | Grain size < 19 mm, Sieve | % | | | | | | |
| 12.5 | SIEVE12.5MM | Grain size < 12.5 mm, Sieve | % | | | | | | |
| 9.5 | SIEVE9.5MM | Grain size < 9.5 mm, Sieve | % | | | | | | |
| 4.75 | SIEVE4.75MM | Grain size < 4.75 mm, Sieve | % | 100 | 0 | 100 | 0 | 100 | 0 |
| 2 | SIEVE2.0MM | Grain size < 2 mm, Sieve | % | 100 | 0 | 100 | 0 | 99 | 1 |
| 0.85 | SIEVE0.85MM | Grain size < 0.85 mm, Sieve | % | 99 | 1 | 99 | 1 | 99 | 1 |
| 0.42 | SIEVE0.42MM | Grain size < 0.42 mm, Sieve | % | 98 | 2 | 97 | 3 | 98 | 2 |
| 0.25 | SIEVE0.25MM | Grain size < 0.25 mm, Sieve | % | 95 | 5 | 95 | 5 | 98 | 2 |
| 0.15 | SIEVE0.15MM | Grain size < 0.15 mm, Sieve | % | 93 | 7 | 92 | 8 | 97 | 3 |
| 0.11 | SIEVE0.11MM | Grain size < 0.11 mm, Sieve | % | 92 | 8 | 91 | 9 | 97 | 3 |
| 0.075 | SIEVE0.075MM | Grain size < 0.075 mm, Sieve | % | 89 | 11 | 89 | 11 | 97 | 3 |
| 0.0379 | HYD-37.9 | Grain size < 0.0379 mm, Hydrometer | % | | | | | | |
| 0.0365 | HYD-36.5 | Grain size < 0.0365 mm, Hydrometer | % | | | | | | |
| 0.0362 | HYD-36.2 | Grain size < 0.0362 mm, Hydrometer | % | | | | | | |
| 0.0361 | HYD-36.1 | Grain size < 0.0361 mm, Hydrometer | % | | | | | | |
| 0.0357 | HYD-35.7 | Grain size < 0.0357 mm, Hydrometer | % | | | | | | |
| 0.0353 | HYD-35.3 | Grain size < 0.0353 mm, Hydrometer | % | | | | | | |
| 0.035 | HYD-35.0 | Grain size < 0.0350 mm, Hydrometer | % | | | | | | |
| 0.0349 | HYD-34.9 | Grain size < 0.0349 mm, Hydrometer | % | | | | | | |
| 0.0347 | HYD-34.7 | Grain size < 0.0347 mm, Hydrometer | % | | | | | | |
| 0.0344 | HYD-34.4 | Grain size < 0.0344 mm, Hydrometer | % | | | | | | |
| 0.0342 | HYD-34.2 | Grain size < 0.0342 mm, Hydrometer | % | | | | | | |
| 0.034 | HYD-34.0 | Grain size < 0.0340 mm, Hydrometer | % | | | | | | |
| 0.0337 | HYD-33.7 | Grain size < 0.0337 mm, Hydrometer | % | | | | | | |
| 0.0336 | HYD-33.6 | Grain size < 0.0336 mm, Hydrometer | % | | | | | 93 | 7 |
| 0.0333 | HYD-33.3 | Grain size < 0.0333 mm, Hydrometer | % | | | | | | |
| 0.0329 | HYD-32.9 | Grain size < 0.0329 mm, Hydrometer | % | | | | | | |
| 0.0327 | HYD-32.7 | Grain size < 0.0327 mm, Hydrometer | % | | | | | | |
| 0.0325 | HYD-32.5 | Grain size < 0.0325 mm, Hydrometer | % | | | | | | |
| 0.0324 | HYD-32.4 | Grain size < 0.0324 mm, Hydrometer | % | | | | | | |

| | | | | | | | | | |
|---|---|---|---|---|---|---|---|---|---|
| | | | | % pass through | % retained | % pass through | % retained | % pass through | % retained |
| | | | SYS_LOC_CODE | 126 | 126 | 128 | 128 | 130 | 130 |
| | | | DEPTH_INTERVAL | 0 - 2 cm | 0 - 2 cm | 0 - 2 cm | 0 - 2 cm | 0 - 2 cm | 0 - 2 cm |
| | | | SAMPLE_TYPE_CODE | N | N | N | N | N | N |
| | | | SYS_SAMPLE_CODE | S-126-20FSP20-01 | S-126-20FSP20-01 | S-128-20FSP20-01 | S-128-20FSP20-01 | S-130-20FSP20-01 | S-130-20FSP20-01 |
| size_mm | CAS_RN | CHEMICAL_NAME | units | v | v | v | v | v | v |
| 37.5 | SIEVE37.5MM | Grain size < 37.5 mm, Sieve | % | | | | | | |
| 25 | SIEVE25.0MM | Grain size < 25 mm, Sieve | % | | | | | | |
| 19 | SIEVE19.0MM | Grain size < 19 mm, Sieve | % | | | | | 100 | 0 |
| 12.5 | SIEVE12.5MM | Grain size < 12.5 mm, Sieve | % | 100 | 0 | | | 99 | 1 |
| 9.5 | SIEVE9.5MM | Grain size < 9.5 mm, Sieve | % | 99 | 1 | 100 | 0 | 99 | 1 |
| 4.75 | SIEVE4.75MM | Grain size < 4.75 mm, Sieve | % | 97 | 3 | 100 | 0 | 99 | 1 |
| 2 | SIEVE2.0MM | Grain size < 2 mm, Sieve | % | 95 | 5 | 99 | 1 | 99 | 1 |
| 0.85 | SIEVE0.85MM | Grain size < 0.85 mm, Sieve | % | 89 | 11 | 96 | 4 | 98 | 2 |
| 0.42 | SIEVE0.42MM | Grain size < 0.42 mm, Sieve | % | 75 | 25 | 92 | 8 | 96 | 4 |
| 0.25 | SIEVE0.25MM | Grain size < 0.25 mm, Sieve | % | 51 | 49 | 88 | 12 | 92 | 8 |
| 0.15 | SIEVE0.15MM | Grain size < 0.15 mm, Sieve | % | 25 | 75 | 85 | 15 | 88 | 12 |
| 0.11 | SIEVE0.11MM | Grain size < 0.11 mm, Sieve | % | 15 | 85 | 85 | 15 | 86 | 14 |
| 0.075 | SIEVE0.075MM | Grain size < 0.075 mm, Sieve | % | 9.4 | 90.6 | 81 | 19 | 84 | 16 |
| 0.0379 | HYD-37.9 | Grain size < 0.0379 mm, Hydrometer | % | | | | | | |
| 0.0365 | HYD-36.5 | Grain size < 0.0365 mm, Hydrometer | % | | | | | | |
| 0.0362 | HYD-36.2 | Grain size < 0.0362 mm, Hydrometer | % | | | | | | |
| 0.0361 | HYD-36.1 | Grain size < 0.0361 mm, Hydrometer | % | | | | | | |
| 0.0357 | HYD-35.7 | Grain size < 0.0357 mm, Hydrometer | % | | | | | | |
| 0.0353 | HYD-35.3 | Grain size < 0.0353 mm, Hydrometer | % | | | | | | |
| 0.035 | HYD-35.0 | Grain size < 0.0350 mm, Hydrometer | % | | | | | | |
| 0.0349 | HYD-34.9 | Grain size < 0.0349 mm, Hydrometer | % | | | | | | |
| 0.0347 | HYD-34.7 | Grain size < 0.0347 mm, Hydrometer | % | | | | | | |
| 0.0344 | HYD-34.4 | Grain size < 0.0344 mm, Hydrometer | % | | | | | | |
| 0.0342 | HYD-34.2 | Grain size < 0.0342 mm, Hydrometer | % | | | | | 76 | 24 |
| 0.034 | HYD-34.0 | Grain size < 0.0340 mm, Hydrometer | % | | | | | | |
| 0.0337 | HYD-33.7 | Grain size < 0.0337 mm, Hydrometer | % | | | | | | |
| 0.0336 | HYD-33.6 | Grain size < 0.0336 mm, Hydrometer | % | | | | | | |
| 0.0333 | HYD-33.3 | Grain size < 0.0333 mm, Hydrometer | % | | | | | | |
| 0.0329 | HYD-32.9 | Grain size < 0.0329 mm, Hydrometer | % | | | | | | |
| 0.0327 | HYD-32.7 | Grain size < 0.0327 mm, Hydrometer | % | | | | | | |
| 0.0325 | HYD-32.5 | Grain size < 0.0325 mm, Hydrometer | % | | | | | | |
| 0.0324 | HYD-32.4 | Grain size < 0.0324 mm, Hydrometer | % | | | | | | |

| | | | | | | | | | |
|---|---|---|---|---|---|---|---|---|---|
| | | | | % pass through | % retained | % pass through | % retained | % pass through | % retained |
| | | | SYS_LOC_CODE | 131 | 131 | 134 | 134 | 135 | 135 |
| | | | DEPTH_INTERVAL | 0 - 2 cm | 0 - 2 cm | 0 - 2 cm | 0 - 2 cm | 0 - 2 cm | 0 - 2 cm |
| | | | SAMPLE_TYPE_CODE | N | N | N | N | N | N |
| | | | SYS_SAMPLE_CODE | S-131-20FSP20-01 | S-131-20FSP20-01 | S-134-20FSP20-01 | S-134-20FSP20-01 | S-135-20FSP20-01 | S-135-20FSP20-01 |
| size_mm | CAS_RN | CHEMICAL_NAME | units | v | v | v | v | v | v |
| 37.5 | SIEVE37.5MM | Grain size < 37.5 mm, Sieve | % | | | | | | |
| 25 | SIEVE25.0MM | Grain size < 25 mm, Sieve | % | | | | | | |
| 19 | SIEVE19.0MM | Grain size < 19 mm, Sieve | % | | | | | | |
| 12.5 | SIEVE12.5MM | Grain size < 12.5 mm, Sieve | % | | | | | | |
| 9.5 | SIEVE9.5MM | Grain size < 9.5 mm, Sieve | % | | | 100 | 0 | 100 | 0 |
| 4.75 | SIEVE4.75MM | Grain size < 4.75 mm, Sieve | % | 100 | 0 | 97 | 3 | 97 | 3 |
| 2 | SIEVE2.0MM | Grain size < 2 mm, Sieve | % | 100 | 0 | 95 | 5 | 81 | 19 |
| 0.85 | SIEVE0.85MM | Grain size < 0.85 mm, Sieve | % | 100 | 0 | 94 | 6 | 69 | 31 |
| 0.42 | SIEVE0.42MM | Grain size < 0.42 mm, Sieve | % | 98 | 2 | 92 | 8 | 52 | 48 |
| 0.25 | SIEVE0.25MM | Grain size < 0.25 mm, Sieve | % | 94 | 6 | 90 | 10 | 36 | 64 |
| 0.15 | SIEVE0.15MM | Grain size < 0.15 mm, Sieve | % | 90 | 10 | 88 | 12 | 24 | 76 |
| 0.11 | SIEVE0.11MM | Grain size < 0.11 mm, Sieve | % | 88 | 12 | 87 | 13 | 16 | 84 |
| 0.075 | SIEVE0.075MM | Grain size < 0.075 mm, Sieve | % | 83 | 17 | 86 | 14 | 11 | 89 |
| 0.0379 | HYD-37.9 | Grain size < 0.0379 mm, Hydrometer | % | | | | | 8 | 92 |
| 0.0365 | HYD-36.5 | Grain size < 0.0365 mm, Hydrometer | % | | | | | | |
| 0.0362 | HYD-36.2 | Grain size < 0.0362 mm, Hydrometer | % | | | | | | |
| 0.0361 | HYD-36.1 | Grain size < 0.0361 mm, Hydrometer | % | | | | | | |
| 0.0357 | HYD-35.7 | Grain size < 0.0357 mm, Hydrometer | % | | | | | | |
| 0.0353 | HYD-35.3 | Grain size < 0.0353 mm, Hydrometer | % | | | | | | |
| 0.035 | HYD-35.0 | Grain size < 0.0350 mm, Hydrometer | % | | | | | | |
| 0.0349 | HYD-34.9 | Grain size < 0.0349 mm, Hydrometer | % | | | | | | |
| 0.0347 | HYD-34.7 | Grain size < 0.0347 mm, Hydrometer | % | | | | | | |
| 0.0344 | HYD-34.4 | Grain size < 0.0344 mm, Hydrometer | % | | | | | | |
| 0.0342 | HYD-34.2 | Grain size < 0.0342 mm, Hydrometer | % | | | | | | |
| 0.034 | HYD-34.0 | Grain size < 0.0340 mm, Hydrometer | % | | | | | | |
| 0.0337 | HYD-33.7 | Grain size < 0.0337 mm, Hydrometer | % | 76 | 24 | | | | |
| 0.0336 | HYD-33.6 | Grain size < 0.0336 mm, Hydrometer | % | | | | | | |
| 0.0333 | HYD-33.3 | Grain size < 0.0333 mm, Hydrometer | % | | | | | | |
| 0.0329 | HYD-32.9 | Grain size < 0.0329 mm, Hydrometer | % | | | | | | |
| 0.0327 | HYD-32.7 | Grain size < 0.0327 mm, Hydrometer | % | | | | | | |
| 0.0325 | HYD-32.5 | Grain size < 0.0325 mm, Hydrometer | % | | | | | | |
| 0.0324 | HYD-32.4 | Grain size < 0.0324 mm, Hydrometer | % | | | | | | |

| | | | | | | | | | |
|---|---|---|---|---|---|---|---|---|---|
| | | | | % pass through | % retained | % pass through | % retained | % pass through | % retained |
| | | | SYS_LOC_CODE | 138 | 138 | 139 | 139 | 140 | 140 |
| | | | DEPTH_INTERVAL | 0 - 2 cm | 0 - 2 cm | 0 - 2 cm | 0 - 2 cm | 0 - 2 cm | 0 - 2 cm |
| | | | SAMPLE_TYPE_CODE | N | N | N | N | N | N |
| | | | SYS_SAMPLE_CODE | S-138-20FSP20-01 | S-138-20FSP20-01 | S-139-20FSP20-01 | S-139-20FSP20-01 | S-140-20FSP20-01 | S-140-20FSP20-01 |
| size_mm | CAS_RN | CHEMICAL_NAME | units | v | v | v | v | v | v |
| 37.5 | SIEVE37.5MM | Grain size < 37.5 mm, Sieve | % | | | | | | |
| 25 | SIEVE25.0MM | Grain size < 25 mm, Sieve | % | | | | | | |
| 19 | SIEVE19.0MM | Grain size < 19 mm, Sieve | % | | | | | | |
| 12.5 | SIEVE12.5MM | Grain size < 12.5 mm, Sieve | % | | | | | | |
| 9.5 | SIEVE9.5MM | Grain size < 9.5 mm, Sieve | % | | | | | 100 | 0 |
| 4.75 | SIEVE4.75MM | Grain size < 4.75 mm, Sieve | % | 100 | 0 | 100 | 0 | 99 | 1 |
| 2 | SIEVE2.0MM | Grain size < 2 mm, Sieve | % | 99 | 1 | 99 | 1 | 99 | 1 |
| 0.85 | SIEVE0.85MM | Grain size < 0.85 mm, Sieve | % | 99 | 1 | 97 | 3 | 98 | 2 |
| 0.42 | SIEVE0.42MM | Grain size < 0.42 mm, Sieve | % | 98 | 2 | 92 | 8 | 97 | 3 |
| 0.25 | SIEVE0.25MM | Grain size < 0.25 mm, Sieve | % | 96 | 4 | 83 | 17 | 96 | 4 |
| 0.15 | SIEVE0.15MM | Grain size < 0.15 mm, Sieve | % | 94 | 6 | 66 | 34 | 92 | 8 |
| 0.11 | SIEVE0.11MM | Grain size < 0.11 mm, Sieve | % | 92 | 8 | 50 | 50 | 90 | 10 |
| 0.075 | SIEVE0.075MM | Grain size < 0.075 mm, Sieve | % | 91 | 9 | 36 | 64 | 88 | 12 |
| 0.0379 | HYD-37.9 | Grain size < 0.0379 mm, Hydrometer | % | | | | | | |
| 0.0365 | HYD-36.5 | Grain size < 0.0365 mm, Hydrometer | % | | | | | | |
| 0.0362 | HYD-36.2 | Grain size < 0.0362 mm, Hydrometer | % | | | | | | |
| 0.0361 | HYD-36.1 | Grain size < 0.0361 mm, Hydrometer | % | | | | | | |
| 0.0357 | HYD-35.7 | Grain size < 0.0357 mm, Hydrometer | % | | | 26 | 74 | | |
| 0.0353 | HYD-35.3 | Grain size < 0.0353 mm, Hydrometer | % | | | | | | |
| 0.035 | HYD-35.0 | Grain size < 0.0350 mm, Hydrometer | % | | | | | | |
| 0.0349 | HYD-34.9 | Grain size < 0.0349 mm, Hydrometer | % | | | | | | |
| 0.0347 | HYD-34.7 | Grain size < 0.0347 mm, Hydrometer | % | | | | | | |
| 0.0344 | HYD-34.4 | Grain size < 0.0344 mm, Hydrometer | % | | | | | | |
| 0.0342 | HYD-34.2 | Grain size < 0.0342 mm, Hydrometer | % | | | | | | |
| 0.034 | HYD-34.0 | Grain size < 0.0340 mm, Hydrometer | % | | | | | | |
| 0.0337 | HYD-33.7 | Grain size < 0.0337 mm, Hydrometer | % | | | | | | |
| 0.0336 | HYD-33.6 | Grain size < 0.0336 mm, Hydrometer | % | | | | | | |
| 0.0333 | HYD-33.3 | Grain size < 0.0333 mm, Hydrometer | % | | | | | | |
| 0.0329 | HYD-32.9 | Grain size < 0.0329 mm, Hydrometer | % | | | | | | |
| 0.0327 | HYD-32.7 | Grain size < 0.0327 mm, Hydrometer | % | | | | | | |
| 0.0325 | HYD-32.5 | Grain size < 0.0325 mm, Hydrometer | % | | | | | | |
| 0.0324 | HYD-32.4 | Grain size < 0.0324 mm, Hydrometer | % | | | | | | |

| | | | | | | | | | |
|---|---|---|---|---|---|---|---|---|---|
| | | | | % pass through | % retained | % pass through | % retained | % pass through | % retained |
| | | | SYS_LOC_CODE | 146 | 146 | 147 | 147 | 150 | 150 |
| | | | DEPTH_INTERVAL | 0 - 2 cm | 0 - 2 cm | 0 - 2 cm | 0 - 2 cm | 0 - 2 cm | 0 - 2 cm |
| | | | SAMPLE_TYPE_CODE | N | N | N | N | N | N |
| | | | SYS_SAMPLE_CODE | S-146-20FSP20-01 | S-146-20FSP20-01 | S-147-20FSP20-01 | S-147-20FSP20-01 | S-150-20FSP20-01 | S-150-20FSP20-01 |
| size_mm | CAS_RN | CHEMICAL_NAME | units | v | v | v | v | v | v |
| 37.5 | SIEVE37.5MM | Grain size < 37.5 mm, Sieve | % | | | | | | |
| 25 | SIEVE25.0MM | Grain size < 25 mm, Sieve | % | | | | | | |
| 19 | SIEVE19.0MM | Grain size < 19 mm, Sieve | % | | | | | | |
| 12.5 | SIEVE12.5MM | Grain size < 12.5 mm, Sieve | % | 100 | 0 | 100 | 0 | | |
| 9.5 | SIEVE9.5MM | Grain size < 9.5 mm, Sieve | % | 98 | 2 | 97 | 3 | 100 | 0 |
| 4.75 | SIEVE4.75MM | Grain size < 4.75 mm, Sieve | % | 92 | 8 | 94 | 6 | 98 | 2 |
| 2 | SIEVE2.0MM | Grain size < 2 mm, Sieve | % | 87 | 13 | 93 | 7 | 88 | 12 |
| 0.85 | SIEVE0.85MM | Grain size < 0.85 mm, Sieve | % | 86 | 14 | 93 | 7 | 85 | 15 |
| 0.42 | SIEVE0.42MM | Grain size < 0.42 mm, Sieve | % | 84 | 16 | 90 | 10 | 84 | 16 |
| 0.25 | SIEVE0.25MM | Grain size < 0.25 mm, Sieve | % | 79 | 21 | 82 | 18 | 82 | 18 |
| 0.15 | SIEVE0.15MM | Grain size < 0.15 mm, Sieve | % | 68 | 32 | 65 | 35 | 79 | 21 |
| 0.11 | SIEVE0.11MM | Grain size < 0.11 mm, Sieve | % | 61 | 39 | 45 | 55 | 76 | 24 |
| 0.075 | SIEVE0.075MM | Grain size < 0.075 mm, Sieve | % | 56 | 44 | 32 | 68 | 71 | 29 |
| 0.0379 | HYD-37.9 | Grain size < 0.0379 mm, Hydrometer | % | | | | | | |
| 0.0365 | HYD-36.5 | Grain size < 0.0365 mm, Hydrometer | % | | | | | | |
| 0.0362 | HYD-36.2 | Grain size < 0.0362 mm, Hydrometer | % | | | | | | |
| 0.0361 | HYD-36.1 | Grain size < 0.0361 mm, Hydrometer | % | | | 21 | 79 | | |
| 0.0357 | HYD-35.7 | Grain size < 0.0357 mm, Hydrometer | % | | | | | | |
| 0.0353 | HYD-35.3 | Grain size < 0.0353 mm, Hydrometer | % | | | | | | |
| 0.035 | HYD-35.0 | Grain size < 0.0350 mm, Hydrometer | % | | | | | | |
| 0.0349 | HYD-34.9 | Grain size < 0.0349 mm, Hydrometer | % | | | | | | |
| 0.0347 | HYD-34.7 | Grain size < 0.0347 mm, Hydrometer | % | | | | | | |
| 0.0344 | HYD-34.4 | Grain size < 0.0344 mm, Hydrometer | % | | | | | | |
| 0.0342 | HYD-34.2 | Grain size < 0.0342 mm, Hydrometer | % | | | | | | |
| 0.034 | HYD-34.0 | Grain size < 0.0340 mm, Hydrometer | % | | | | | | |
| 0.0337 | HYD-33.7 | Grain size < 0.0337 mm, Hydrometer | % | | | | | | |
| 0.0336 | HYD-33.6 | Grain size < 0.0336 mm, Hydrometer | % | | | | | | |
| 0.0333 | HYD-33.3 | Grain size < 0.0333 mm, Hydrometer | % | | | | | | |
| 0.0329 | HYD-32.9 | Grain size < 0.0329 mm, Hydrometer | % | | | | | | |
| 0.0327 | HYD-32.7 | Grain size < 0.0327 mm, Hydrometer | % | | | | | | |
| 0.0325 | HYD-32.5 | Grain size < 0.0325 mm, Hydrometer | % | | | | | | |
| 0.0324 | HYD-32.4 | Grain size < 0.0324 mm, Hydrometer | % | | | | | | |

| | | | | | | | | | |
|---|---|---|---|---|---|---|---|---|---|
| | | | | % pass through | % retained | % pass through | % retained | % pass through | % retained |
| | | | SYS_LOC_CODE | 151 | 151 | 152 | 152 | 154 | 154 |
| | | | DEPTH_INTERVAL | 0 - 2 cm | 0 - 2 cm | 0 - 2 cm | 0 - 2 cm | 0 - 2 cm | 0 - 2 cm |
| | | | SAMPLE_TYPE_CODE | N | N | N | N | N | N |
| | | | SYS_SAMPLE_CODE | S-151-20FSP20-01 | S-151-20FSP20-01 | S-152-20FSP20-01 | S-152-20FSP20-01 | S-154-20FSP20-01 | S-154-20FSP20-01 |
| size_mm | CAS_RN | CHEMICAL_NAME | units | v | v | v | v | v | v |
| 37.5 | SIEVE37.5MM | Grain size < 37.5 mm, Sieve | % | | | | | | |
| 25 | SIEVE25.0MM | Grain size < 25 mm, Sieve | % | | | | | | |
| 19 | SIEVE19.0MM | Grain size < 19 mm, Sieve | % | | | 100 | 0 | 100 | 0 |
| 12.5 | SIEVE12.5MM | Grain size < 12.5 mm, Sieve | % | | | 78 | 22 | 98 | 2 |
| 9.5 | SIEVE9.5MM | Grain size < 9.5 mm, Sieve | % | 100 | 0 | 78 | 22 | 97 | 3 |
| 4.75 | SIEVE4.75MM | Grain size < 4.75 mm, Sieve | % | 99 | 1 | 76 | 24 | 96 | 4 |
| 2 | SIEVE2.0MM | Grain size < 2 mm, Sieve | % | 97 | 3 | 75 | 25 | 92 | 8 |
| 0.85 | SIEVE0.85MM | Grain size < 0.85 mm, Sieve | % | 95 | 5 | 74 | 26 | 87 | 13 |
| 0.42 | SIEVE0.42MM | Grain size < 0.42 mm, Sieve | % | 90 | 10 | 68 | 32 | 70 | 30 |
| 0.25 | SIEVE0.25MM | Grain size < 0.25 mm, Sieve | % | 77 | 23 | 60 | 40 | 42 | 58 |
| 0.15 | SIEVE0.15MM | Grain size < 0.15 mm, Sieve | % | 41 | 59 | 52 | 48 | 26 | 74 |
| 0.11 | SIEVE0.11MM | Grain size < 0.11 mm, Sieve | % | 25 | 75 | 49 | 51 | 23 | 77 |
| 0.075 | SIEVE0.075MM | Grain size < 0.075 mm, Sieve | % | 16 | 84 | 44 | 56 | 22 | 78 |
| 0.0379 | HYD-37.9 | Grain size < 0.0379 mm, Hydrometer | % | | | | | | |
| 0.0365 | HYD-36.5 | Grain size < 0.0365 mm, Hydrometer | % | | | | | | |
| 0.0362 | HYD-36.2 | Grain size < 0.0362 mm, Hydrometer | % | | | | | | |
| 0.0361 | HYD-36.1 | Grain size < 0.0361 mm, Hydrometer | % | | | | | | |
| 0.0357 | HYD-35.7 | Grain size < 0.0357 mm, Hydrometer | % | | | | | | |
| 0.0353 | HYD-35.3 | Grain size < 0.0353 mm, Hydrometer | % | | | | | | |
| 0.035 | HYD-35.0 | Grain size < 0.0350 mm, Hydrometer | % | | | | | | |
| 0.0349 | HYD-34.9 | Grain size < 0.0349 mm, Hydrometer | % | | | | | 21 | 79 |
| 0.0347 | HYD-34.7 | Grain size < 0.0347 mm, Hydrometer | % | 14 | 86 | | | | |
| 0.0344 | HYD-34.4 | Grain size < 0.0344 mm, Hydrometer | % | | | | | | |
| 0.0342 | HYD-34.2 | Grain size < 0.0342 mm, Hydrometer | % | | | | | | |
| 0.034 | HYD-34.0 | Grain size < 0.0340 mm, Hydrometer | % | | | | | | |
| 0.0337 | HYD-33.7 | Grain size < 0.0337 mm, Hydrometer | % | | | | | | |
| 0.0336 | HYD-33.6 | Grain size < 0.0336 mm, Hydrometer | % | | | | | | |
| 0.0333 | HYD-33.3 | Grain size < 0.0333 mm, Hydrometer | % | | | | | | |
| 0.0329 | HYD-32.9 | Grain size < 0.0329 mm, Hydrometer | % | | | | | | |
| 0.0327 | HYD-32.7 | Grain size < 0.0327 mm, Hydrometer | % | | | | | | |
| 0.0325 | HYD-32.5 | Grain size < 0.0325 mm, Hydrometer | % | | | | | | |
| 0.0324 | HYD-32.4 | Grain size < 0.0324 mm, Hydrometer | % | | | | | | |

| | | | | | | | | | |
|---|---|---|---|---|---|---|---|---|---|
| | | | | % pass through | % retained | % pass through | % retained | % pass through | % retained |
| | | | SYS_LOC_CODE | 155 | 155 | 202 | 202 | 204 | 204 |
| | | | DEPTH_INTERVAL | 0 - 2 cm | 0 - 2 cm | 0 - 2 cm | 0 - 2 cm | 0 - 2 cm | 0 - 2 cm |
| | | | SAMPLE_TYPE_CODE | N | N | N | N | N | N |
| | | | SYS_SAMPLE_CODE | S-155-20FSP20-01 | S-155-20FSP20-01 | S-202-20FSP20-01 | S-202-20FSP20-01 | S-204-20FSP20-01 | S-204-20FSP20-01 |
| size_mm | CAS_RN | CHEMICAL_NAME | units | v | v | v | v | v | v |
| 37.5 | SIEVE37.5MM | Grain size < 37.5 mm, Sieve | % | | | | | | |
| 25 | SIEVE25.0MM | Grain size < 25 mm, Sieve | % | | | | | | |
| 19 | SIEVE19.0MM | Grain size < 19 mm, Sieve | % | | | | | | |
| 12.5 | SIEVE12.5MM | Grain size < 12.5 mm, Sieve | % | | | 100 | 0 | 100 | 0 |
| 9.5 | SIEVE9.5MM | Grain size < 9.5 mm, Sieve | % | 100 | 0 | 99 | 1 | 99 | 1 |
| 4.75 | SIEVE4.75MM | Grain size < 4.75 mm, Sieve | % | 99 | 1 | 98 | 2 | 99 | 1 |
| 2 | SIEVE2.0MM | Grain size < 2 mm, Sieve | % | 94 | 6 | 95 | 5 | 98 | 2 |
| 0.85 | SIEVE0.85MM | Grain size < 0.85 mm, Sieve | % | 87 | 13 | 90 | 10 | 96 | 4 |
| 0.42 | SIEVE0.42MM | Grain size < 0.42 mm, Sieve | % | 72 | 28 | 72 | 28 | 93 | 7 |
| 0.25 | SIEVE0.25MM | Grain size < 0.25 mm, Sieve | % | 39 | 61 | 43 | 57 | 85 | 15 |
| 0.15 | SIEVE0.15MM | Grain size < 0.15 mm, Sieve | % | 15 | 85 | 28 | 72 | 74 | 26 |
| 0.11 | SIEVE0.11MM | Grain size < 0.11 mm, Sieve | % | 8 | 92 | 25 | 75 | 68 | 32 |
| 0.075 | SIEVE0.075MM | Grain size < 0.075 mm, Sieve | % | 5.4 | 94.6 | 22 | 78 | 64 | 36 |
| 0.0379 | HYD-37.9 | Grain size < 0.0379 mm, Hydrometer | % | | | | | | |
| 0.0365 | HYD-36.5 | Grain size < 0.0365 mm, Hydrometer | % | | | | | | |
| 0.0362 | HYD-36.2 | Grain size < 0.0362 mm, Hydrometer | % | | | | | | |
| 0.0361 | HYD-36.1 | Grain size < 0.0361 mm, Hydrometer | % | | | | | | |
| 0.0357 | HYD-35.7 | Grain size < 0.0357 mm, Hydrometer | % | | | | | | |
| 0.0353 | HYD-35.3 | Grain size < 0.0353 mm, Hydrometer | % | | | | | | |
| 0.035 | HYD-35.0 | Grain size < 0.0350 mm, Hydrometer | % | | | | | | |
| 0.0349 | HYD-34.9 | Grain size < 0.0349 mm, Hydrometer | % | | | | | | |
| 0.0347 | HYD-34.7 | Grain size < 0.0347 mm, Hydrometer | % | | | | | | |
| 0.0344 | HYD-34.4 | Grain size < 0.0344 mm, Hydrometer | % | | | | | | |
| 0.0342 | HYD-34.2 | Grain size < 0.0342 mm, Hydrometer | % | | | | | | |
| 0.034 | HYD-34.0 | Grain size < 0.0340 mm, Hydrometer | % | | | | | | |
| 0.0337 | HYD-33.7 | Grain size < 0.0337 mm, Hydrometer | % | | | | | | |
| 0.0336 | HYD-33.6 | Grain size < 0.0336 mm, Hydrometer | % | | | | | | |
| 0.0333 | HYD-33.3 | Grain size < 0.0333 mm, Hydrometer | % | | | | | | |
| 0.0329 | HYD-32.9 | Grain size < 0.0329 mm, Hydrometer | % | | | | | | |
| 0.0327 | HYD-32.7 | Grain size < 0.0327 mm, Hydrometer | % | | | | | | |
| 0.0325 | HYD-32.5 | Grain size < 0.0325 mm, Hydrometer | % | | | | | | |
| 0.0324 | HYD-32.4 | Grain size < 0.0324 mm, Hydrometer | % | | | | | | |

| | | | | | | | | | |
|---|---|---|---|---|---|---|---|---|---|
| | | | | % pass through | % retained | % pass through | % retained | % pass through | % retained |
| | | | SYS_LOC_CODE | 207 | 207 | 208 | 208 | 211 | 211 |
| | | | DEPTH_INTERVAL | 0 - 2 cm | 0 - 2 cm | 0 - 2 cm | 0 - 2 cm | 0 - 2 cm | 0 - 2 cm |
| | | | SAMPLE_TYPE_CODE | N | N | N | N | N | N |
| | | | SYS_SAMPLE_CODE | S-207-20FSP20-01 | S-207-20FSP20-01 | S-208-20FSP20-01 | S-208-20FSP20-01 | S-211-20FSP20-01 | S-211-20FSP20-01 |
| size_mm | CAS_RN | CHEMICAL_NAME | units | v | v | v | v | v | v |
| 37.5 | SIEVE37.5MM | Grain size < 37.5 mm, Sieve | % | | | | | | |
| 25 | SIEVE25.0MM | Grain size < 25 mm, Sieve | % | | | | | | |
| 19 | SIEVE19.0MM | Grain size < 19 mm, Sieve | % | | | | | | |
| 12.5 | SIEVE12.5MM | Grain size < 12.5 mm, Sieve | % | 100 | 0 | | | | |
| 9.5 | SIEVE9.5MM | Grain size < 9.5 mm, Sieve | % | 99 | 1 | 100 | 0 | 100 | 0 |
| 4.75 | SIEVE4.75MM | Grain size < 4.75 mm, Sieve | % | 98 | 2 | 99 | 1 | 98 | 2 |
| 2 | SIEVE2.0MM | Grain size < 2 mm, Sieve | % | 93 | 7 | 99 | 1 | 97 | 3 |
| 0.85 | SIEVE0.85MM | Grain size < 0.85 mm, Sieve | % | 83 | 17 | 98 | 2 | 96 | 4 |
| 0.42 | SIEVE0.42MM | Grain size < 0.42 mm, Sieve | % | 69 | 31 | 93 | 7 | 94 | 6 |
| 0.25 | SIEVE0.25MM | Grain size < 0.25 mm, Sieve | % | 57 | 43 | 78 | 22 | 88 | 12 |
| 0.15 | SIEVE0.15MM | Grain size < 0.15 mm, Sieve | % | 45 | 55 | 40 | 60 | 80 | 20 |
| 0.11 | SIEVE0.11MM | Grain size < 0.11 mm, Sieve | % | 39 | 61 | 23 | 77 | 74 | 26 |
| 0.075 | SIEVE0.075MM | Grain size < 0.075 mm, Sieve | % | 34 | 66 | 18 | 82 | 69 | 31 |
| 0.0379 | HYD-37.9 | Grain size < 0.0379 mm, Hydrometer | % | | | | | | |
| 0.0365 | HYD-36.5 | Grain size < 0.0365 mm, Hydrometer | % | | | | | | |
| 0.0362 | HYD-36.2 | Grain size < 0.0362 mm, Hydrometer | % | | | | | | |
| 0.0361 | HYD-36.1 | Grain size < 0.0361 mm, Hydrometer | % | | | | | | |
| 0.0357 | HYD-35.7 | Grain size < 0.0357 mm, Hydrometer | % | | | | | | |
| 0.0353 | HYD-35.3 | Grain size < 0.0353 mm, Hydrometer | % | | | 14 | 86 | | |
| 0.035 | HYD-35.0 | Grain size < 0.0350 mm, Hydrometer | % | | | | | | |
| 0.0349 | HYD-34.9 | Grain size < 0.0349 mm, Hydrometer | % | | | | | | |
| 0.0347 | HYD-34.7 | Grain size < 0.0347 mm, Hydrometer | % | | | | | | |
| 0.0344 | HYD-34.4 | Grain size < 0.0344 mm, Hydrometer | % | | | | | | |
| 0.0342 | HYD-34.2 | Grain size < 0.0342 mm, Hydrometer | % | | | | | | |
| 0.034 | HYD-34.0 | Grain size < 0.0340 mm, Hydrometer | % | | | | | | |
| 0.0337 | HYD-33.7 | Grain size < 0.0337 mm, Hydrometer | % | | | | | | |
| 0.0336 | HYD-33.6 | Grain size < 0.0336 mm, Hydrometer | % | | | | | | |
| 0.0333 | HYD-33.3 | Grain size < 0.0333 mm, Hydrometer | % | | | | | | |
| 0.0329 | HYD-32.9 | Grain size < 0.0329 mm, Hydrometer | % | | | | | | |
| 0.0327 | HYD-32.7 | Grain size < 0.0327 mm, Hydrometer | % | | | | | | |
| 0.0325 | HYD-32.5 | Grain size < 0.0325 mm, Hydrometer | % | | | | | | |
| 0.0324 | HYD-32.4 | Grain size < 0.0324 mm, Hydrometer | % | | | | | | |

| | | | | | | | | | |
|---|---|---|---|---|---|---|---|---|---|
| | | | | % pass through | % retained | % pass through | % retained | % pass through | % retained |
| | | | SYS_LOC_CODE | 212 | 212 | 216 | 216 | 217 | 217 |
| | | | DEPTH_INTERVAL | 0 - 2 cm | 0 - 2 cm | 0 - 2 cm | 0 - 2 cm | 0 - 2 cm | 0 - 2 cm |
| | | | SAMPLE_TYPE_CODE | N | N | N | N | N | N |
| | | | SYS_SAMPLE_CODE | S-212-20FSP20-01 | S-212-20FSP20-01 | S-216-20FSP20-01 | S-216-20FSP20-01 | S-217-20FSP20-01 | S-217-20FSP20-01 |
| size_mm | CAS_RN | CHEMICAL_NAME | units | v | v | v | v | v | v |
| 37.5 | SIEVE37.5MM | Grain size < 37.5 mm, Sieve | % | | | | | | |
| 25 | SIEVE25.0MM | Grain size < 25 mm, Sieve | % | | | | | | |
| 19 | SIEVE19.0MM | Grain size < 19 mm, Sieve | % | | | | | | |
| 12.5 | SIEVE12.5MM | Grain size < 12.5 mm, Sieve | % | | | | | | |
| 9.5 | SIEVE9.5MM | Grain size < 9.5 mm, Sieve | % | | | | | | |
| 4.75 | SIEVE4.75MM | Grain size < 4.75 mm, Sieve | % | 100 | 0 | 100 | 0 | 100 | 0 |
| 2 | SIEVE2.0MM | Grain size < 2 mm, Sieve | % | 100 | 0 | 100 | 0 | 100 | 0 |
| 0.85 | SIEVE0.85MM | Grain size < 0.85 mm, Sieve | % | 100 | 0 | 100 | 0 | 100 | 0 |
| 0.42 | SIEVE0.42MM | Grain size < 0.42 mm, Sieve | % | 99 | 1 | 100 | 0 | 100 | 0 |
| 0.25 | SIEVE0.25MM | Grain size < 0.25 mm, Sieve | % | 99 | 1 | 99 | 1 | 100 | 0 |
| 0.15 | SIEVE0.15MM | Grain size < 0.15 mm, Sieve | % | 98 | 2 | 94 | 6 | 100 | 0 |
| 0.11 | SIEVE0.11MM | Grain size < 0.11 mm, Sieve | % | 97 | 3 | 88 | 12 | 99 | 1 |
| 0.075 | SIEVE0.075MM | Grain size < 0.075 mm, Sieve | % | 94 | 6 | 83 | 17 | 98 | 2 |
| 0.0379 | HYD-37.9 | Grain size < 0.0379 mm, Hydrometer | % | | | | | | |
| 0.0365 | HYD-36.5 | Grain size < 0.0365 mm, Hydrometer | % | | | | | | |
| 0.0362 | HYD-36.2 | Grain size < 0.0362 mm, Hydrometer | % | | | | | | |
| 0.0361 | HYD-36.1 | Grain size < 0.0361 mm, Hydrometer | % | | | | | | |
| 0.0357 | HYD-35.7 | Grain size < 0.0357 mm, Hydrometer | % | | | | | | |
| 0.0353 | HYD-35.3 | Grain size < 0.0353 mm, Hydrometer | % | | | | | | |
| 0.035 | HYD-35.0 | Grain size < 0.0350 mm, Hydrometer | % | | | | | | |
| 0.0349 | HYD-34.9 | Grain size < 0.0349 mm, Hydrometer | % | | | | | | |
| 0.0347 | HYD-34.7 | Grain size < 0.0347 mm, Hydrometer | % | | | | | | |
| 0.0344 | HYD-34.4 | Grain size < 0.0344 mm, Hydrometer | % | | | | | | |
| 0.0342 | HYD-34.2 | Grain size < 0.0342 mm, Hydrometer | % | | | | | | |
| 0.034 | HYD-34.0 | Grain size < 0.0340 mm, Hydrometer | % | | | | | | |
| 0.0337 | HYD-33.7 | Grain size < 0.0337 mm, Hydrometer | % | | | | | | |
| 0.0336 | HYD-33.6 | Grain size < 0.0336 mm, Hydrometer | % | | | | | | |
| 0.0333 | HYD-33.3 | Grain size < 0.0333 mm, Hydrometer | % | | | | | | |
| 0.0329 | HYD-32.9 | Grain size < 0.0329 mm, Hydrometer | % | | | | | | |
| 0.0327 | HYD-32.7 | Grain size < 0.0327 mm, Hydrometer | % | | | | | | |
| 0.0325 | HYD-32.5 | Grain size < 0.0325 mm, Hydrometer | % | | | | | | |
| 0.0324 | HYD-32.4 | Grain size < 0.0324 mm, Hydrometer | % | | | | | | |

| | | | | | | | | | |
|---|---|---|---|---|---|---|---|---|---|
| | | | | % pass through | % retained | % pass through | % retained | % pass through | % retained |
| | | | SYS_LOC_CODE | 218 | 218 | 220 | 220 | 221 | 221 |
| | | | DEPTH_INTERVAL | 0 - 2 cm | 0 - 2 cm | 0 - 2 cm | 0 - 2 cm | 0 - 2 cm | 0 - 2 cm |
| | | | SAMPLE_TYPE_CODE | N | N | N | N | N | N |
| | | | SYS_SAMPLE_CODE | S-218-20FSP20-01 | S-218-20FSP20-01 | S-220-20FSP20-01 | S-220-20FSP20-01 | S-221-20FSP20-01 | S-221-20FSP20-01 |
| size_mm | CAS_RN | CHEMICAL_NAME | units | v | v | v | v | v | v |
| 37.5 | SIEVE37.5MM | Grain size < 37.5 mm, Sieve | % | | | | | | |
| 25 | SIEVE25.0MM | Grain size < 25 mm, Sieve | % | 100 | 0 | | | | |
| 19 | SIEVE19.0MM | Grain size < 19 mm, Sieve | % | 86 | 14 | | | | |
| 12.5 | SIEVE12.5MM | Grain size < 12.5 mm, Sieve | % | 86 | 14 | | | | |
| 9.5 | SIEVE9.5MM | Grain size < 9.5 mm, Sieve | % | 82 | 18 | 100 | 0 | 100 | 0 |
| 4.75 | SIEVE4.75MM | Grain size < 4.75 mm, Sieve | % | 76 | 24 | 100 | 0 | 99 | 1 |
| 2 | SIEVE2.0MM | Grain size < 2 mm, Sieve | % | 56 | 44 | 99 | 1 | 98 | 2 |
| 0.85 | SIEVE0.85MM | Grain size < 0.85 mm, Sieve | % | 48 | 52 | 98 | 2 | 96 | 4 |
| 0.42 | SIEVE0.42MM | Grain size < 0.42 mm, Sieve | % | 34 | 66 | 95 | 5 | 93 | 7 |
| 0.25 | SIEVE0.25MM | Grain size < 0.25 mm, Sieve | % | 16 | 84 | 91 | 9 | 85 | 15 |
| 0.15 | SIEVE0.15MM | Grain size < 0.15 mm, Sieve | % | 6 | 94 | 86 | 14 | 67 | 33 |
| 0.11 | SIEVE0.11MM | Grain size < 0.11 mm, Sieve | % | 3 | 97 | 81 | 19 | 57 | 43 |
| 0.075 | SIEVE0.075MM | Grain size < 0.075 mm, Sieve | % | 1.8 | 98.2 | 76 | 24 | 48 | 52 |
| 0.0379 | HYD-37.9 | Grain size < 0.0379 mm, Hydrometer | % | | | | | | |
| 0.0365 | HYD-36.5 | Grain size < 0.0365 mm, Hydrometer | % | | | | | | |
| 0.0362 | HYD-36.2 | Grain size < 0.0362 mm, Hydrometer | % | | | | | | |
| 0.0361 | HYD-36.1 | Grain size < 0.0361 mm, Hydrometer | % | | | | | | |
| 0.0357 | HYD-35.7 | Grain size < 0.0357 mm, Hydrometer | % | | | | | | |
| 0.0353 | HYD-35.3 | Grain size < 0.0353 mm, Hydrometer | % | | | | | | |
| 0.035 | HYD-35.0 | Grain size < 0.0350 mm, Hydrometer | % | | | | | | |
| 0.0349 | HYD-34.9 | Grain size < 0.0349 mm, Hydrometer | % | | | | | | |
| 0.0347 | HYD-34.7 | Grain size < 0.0347 mm, Hydrometer | % | | | | | | |
| 0.0344 | HYD-34.4 | Grain size < 0.0344 mm, Hydrometer | % | | | | | | |
| 0.0342 | HYD-34.2 | Grain size < 0.0342 mm, Hydrometer | % | | | | | | |
| 0.034 | HYD-34.0 | Grain size < 0.0340 mm, Hydrometer | % | | | | | | |
| 0.0337 | HYD-33.7 | Grain size < 0.0337 mm, Hydrometer | % | | | | | | |
| 0.0336 | HYD-33.6 | Grain size < 0.0336 mm, Hydrometer | % | | | | | | |
| 0.0333 | HYD-33.3 | Grain size < 0.0333 mm, Hydrometer | % | | | | | | |
| 0.0329 | HYD-32.9 | Grain size < 0.0329 mm, Hydrometer | % | | | | | | |
| 0.0327 | HYD-32.7 | Grain size < 0.0327 mm, Hydrometer | % | | | | | | |
| 0.0325 | HYD-32.5 | Grain size < 0.0325 mm, Hydrometer | % | | | | | | |
| 0.0324 | HYD-32.4 | Grain size < 0.0324 mm, Hydrometer | % | | | | | | |

| | | | | | | | | | |
|---|---|---|---|---|---|---|---|---|---|
| | | | | % pass through | % retained | % pass through | % retained | % pass through | % retained |
| | | | SYS_LOC_CODE | 222 | 222 | 224 | 224 | 225 | 225 |
| | | | DEPTH_INTERVAL | 0 - 2 cm | 0 - 2 cm | 0 - 2 cm | 0 - 2 cm | 0 - 2 cm | 0 - 2 cm |
| | | | SAMPLE_TYPE_CODE | N | N | N | N | N | N |
| | | | SYS_SAMPLE_CODE | S-222-20FSP20-01 | S-222-20FSP20-01 | S-224-20FSP20-01 | S-224-20FSP20-01 | S-225-20FSP20-01 | S-225-20FSP20-01 |
| size_mm | CAS_RN | CHEMICAL_NAME | units | v | v | v | v | v | v |
| 37.5 | SIEVE37.5MM | Grain size < 37.5 mm, Sieve | % | | | | | | |
| 25 | SIEVE25.0MM | Grain size < 25 mm, Sieve | % | | | | | | |
| 19 | SIEVE19.0MM | Grain size < 19 mm, Sieve | % | | | | | 100 | 0 |
| 12.5 | SIEVE12.5MM | Grain size < 12.5 mm, Sieve | % | | | | | 97 | 3 |
| 9.5 | SIEVE9.5MM | Grain size < 9.5 mm, Sieve | % | 100 | 0 | | | 96 | 4 |
| 4.75 | SIEVE4.75MM | Grain size < 4.75 mm, Sieve | % | 100 | 0 | 100 | 0 | 95 | 5 |
| 2 | SIEVE2.0MM | Grain size < 2 mm, Sieve | % | 98 | 2 | 100 | 0 | 94 | 6 |
| 0.85 | SIEVE0.85MM | Grain size < 0.85 mm, Sieve | % | 96 | 4 | 99 | 1 | 91 | 9 |
| 0.42 | SIEVE0.42MM | Grain size < 0.42 mm, Sieve | % | 92 | 8 | 98 | 2 | 88 | 12 |
| 0.25 | SIEVE0.25MM | Grain size < 0.25 mm, Sieve | % | 87 | 13 | 97 | 3 | 83 | 17 |
| 0.15 | SIEVE0.15MM | Grain size < 0.15 mm, Sieve | % | 82 | 18 | 96 | 4 | 76 | 24 |
| 0.11 | SIEVE0.11MM | Grain size < 0.11 mm, Sieve | % | 79 | 21 | 94 | 6 | 72 | 28 |
| 0.075 | SIEVE0.075MM | Grain size < 0.075 mm, Sieve | % | 79 | 21 | 92 | 8 | 67 | 33 |
| 0.0379 | HYD-37.9 | Grain size < 0.0379 mm, Hydrometer | % | | | | | | |
| 0.0365 | HYD-36.5 | Grain size < 0.0365 mm, Hydrometer | % | | | | | | |
| 0.0362 | HYD-36.2 | Grain size < 0.0362 mm, Hydrometer | % | | | | | | |
| 0.0361 | HYD-36.1 | Grain size < 0.0361 mm, Hydrometer | % | | | | | | |
| 0.0357 | HYD-35.7 | Grain size < 0.0357 mm, Hydrometer | % | | | | | | |
| 0.0353 | HYD-35.3 | Grain size < 0.0353 mm, Hydrometer | % | | | | | | |
| 0.035 | HYD-35.0 | Grain size < 0.0350 mm, Hydrometer | % | | | | | | |
| 0.0349 | HYD-34.9 | Grain size < 0.0349 mm, Hydrometer | % | | | | | | |
| 0.0347 | HYD-34.7 | Grain size < 0.0347 mm, Hydrometer | % | | | | | | |
| 0.0344 | HYD-34.4 | Grain size < 0.0344 mm, Hydrometer | % | | | | | | |
| 0.0342 | HYD-34.2 | Grain size < 0.0342 mm, Hydrometer | % | | | | | | |
| 0.034 | HYD-34.0 | Grain size < 0.0340 mm, Hydrometer | % | | | | | | |
| 0.0337 | HYD-33.7 | Grain size < 0.0337 mm, Hydrometer | % | | | | | | |
| 0.0336 | HYD-33.6 | Grain size < 0.0336 mm, Hydrometer | % | | | | | | |
| 0.0333 | HYD-33.3 | Grain size < 0.0333 mm, Hydrometer | % | | | | | | |
| 0.0329 | HYD-32.9 | Grain size < 0.0329 mm, Hydrometer | % | | | | | | |
| 0.0327 | HYD-32.7 | Grain size < 0.0327 mm, Hydrometer | % | | | | | | |
| 0.0325 | HYD-32.5 | Grain size < 0.0325 mm, Hydrometer | % | | | | | | |
| 0.0324 | HYD-32.4 | Grain size < 0.0324 mm, Hydrometer | % | | | | | | |

| | | | | | | | | | |
|---|---|---|---|---|---|---|---|---|---|
| | | | | % pass through | % retained | % pass through | % retained | % pass through | % retained |
| | | | SYS_LOC_CODE | 226 | 226 | 227 | 227 | 230 | 230 |
| | | | DEPTH_INTERVAL | 0 - 2 cm | 0 - 2 cm | 0 - 2 cm | 0 - 2 cm | 0 - 2 cm | 0 - 2 cm |
| | | | SAMPLE_TYPE_CODE | N | N | N | N | N | N |
| | | | SYS_SAMPLE_CODE | S-226-20FSP20-01 | S-226-20FSP20-01 | S-227-20FSP20-01 | S-227-20FSP20-01 | S-230-20FSP20-01 | S-230-20FSP20-01 |
| size_mm | CAS_RN | CHEMICAL_NAME | units | v | v | v | v | v | v |
| 37.5 | SIEVE37.5MM | Grain size < 37.5 mm, Sieve | % | | | | | | |
| 25 | SIEVE25.0MM | Grain size < 25 mm, Sieve | % | | | | | | |
| 19 | SIEVE19.0MM | Grain size < 19 mm, Sieve | % | | | | | | |
| 12.5 | SIEVE12.5MM | Grain size < 12.5 mm, Sieve | % | | | 100 | 0 | | |
| 9.5 | SIEVE9.5MM | Grain size < 9.5 mm, Sieve | % | | | 98 | 2 | 100 | 0 |
| 4.75 | SIEVE4.75MM | Grain size < 4.75 mm, Sieve | % | 100 | 0 | 93 | 7 | 94 | 6 |
| 2 | SIEVE2.0MM | Grain size < 2 mm, Sieve | % | 100 | 0 | 89 | 11 | 93 | 7 |
| 0.85 | SIEVE0.85MM | Grain size < 0.85 mm, Sieve | % | 100 | 0 | 83 | 17 | 91 | 9 |
| 0.42 | SIEVE0.42MM | Grain size < 0.42 mm, Sieve | % | 100 | 0 | 80 | 20 | 88 | 12 |
| 0.25 | SIEVE0.25MM | Grain size < 0.25 mm, Sieve | % | 100 | 0 | 78 | 22 | 80 | 20 |
| 0.15 | SIEVE0.15MM | Grain size < 0.15 mm, Sieve | % | 100 | 0 | 74 | 26 | 66 | 34 |
| 0.11 | SIEVE0.11MM | Grain size < 0.11 mm, Sieve | % | 100 | 0 | 70 | 30 | 57 | 43 |
| 0.075 | SIEVE0.075MM | Grain size < 0.075 mm, Sieve | % | 99 | 1 | 64 | 36 | 51 | 49 |
| 0.0379 | HYD-37.9 | Grain size < 0.0379 mm, Hydrometer | % | | | | | | |
| 0.0365 | HYD-36.5 | Grain size < 0.0365 mm, Hydrometer | % | | | | | | |
| 0.0362 | HYD-36.2 | Grain size < 0.0362 mm, Hydrometer | % | | | | | | |
| 0.0361 | HYD-36.1 | Grain size < 0.0361 mm, Hydrometer | % | | | | | | |
| 0.0357 | HYD-35.7 | Grain size < 0.0357 mm, Hydrometer | % | | | | | | |
| 0.0353 | HYD-35.3 | Grain size < 0.0353 mm, Hydrometer | % | | | | | | |
| 0.035 | HYD-35.0 | Grain size < 0.0350 mm, Hydrometer | % | | | | | | |
| 0.0349 | HYD-34.9 | Grain size < 0.0349 mm, Hydrometer | % | | | | | | |
| 0.0347 | HYD-34.7 | Grain size < 0.0347 mm, Hydrometer | % | | | | | | |
| 0.0344 | HYD-34.4 | Grain size < 0.0344 mm, Hydrometer | % | | | | | | |
| 0.0342 | HYD-34.2 | Grain size < 0.0342 mm, Hydrometer | % | | | | | | |
| 0.034 | HYD-34.0 | Grain size < 0.0340 mm, Hydrometer | % | | | | | | |
| 0.0337 | HYD-33.7 | Grain size < 0.0337 mm, Hydrometer | % | | | | | | |
| 0.0336 | HYD-33.6 | Grain size < 0.0336 mm, Hydrometer | % | | | 26 | 74 | | |
| 0.0333 | HYD-33.3 | Grain size < 0.0333 mm, Hydrometer | % | | | | | | |
| 0.0329 | HYD-32.9 | Grain size < 0.0329 mm, Hydrometer | % | | | | | | |
| 0.0327 | HYD-32.7 | Grain size < 0.0327 mm, Hydrometer | % | | | | | 46 | 54 |
| 0.0325 | HYD-32.5 | Grain size < 0.0325 mm, Hydrometer | % | | | | | | |
| 0.0324 | HYD-32.4 | Grain size < 0.0324 mm, Hydrometer | % | | | | | | |

| | | | | | | | | | |
|---|---|---|---|---|---|---|---|---|---|
| | | | | % pass through | % retained | % pass through | % retained | % pass through | % retained |
| | | | SYS_LOC_CODE | 231 | 231 | 235 | 235 | 236 | 236 |
| | | | DEPTH_INTERVAL | 0 - 2 cm | 0 - 2 cm | 0 - 2 cm | 0 - 2 cm | 0 - 2 cm | 0 - 2 cm |
| | | | SAMPLE_TYPE_CODE | N | N | N | N | N | N |
| | | | SYS_SAMPLE_CODE | S-231-20FSP20-01 | S-231-20FSP20-01 | S-235-20FSP20-01 | S-235-20FSP20-01 | S-236-20FSP20-01 | S-236-20FSP20-01 |
| size_mm | CAS_RN | CHEMICAL_NAME | units | v | v | v | v | v | v |
| 37.5 | SIEVE37.5MM | Grain size < 37.5 mm, Sieve | % | | | | | | |
| 25 | SIEVE25.0MM | Grain size < 25 mm, Sieve | % | | | | | | |
| 19 | SIEVE19.0MM | Grain size < 19 mm, Sieve | % | | | | | | |
| 12.5 | SIEVE12.5MM | Grain size < 12.5 mm, Sieve | % | | | | | | |
| 9.5 | SIEVE9.5MM | Grain size < 9.5 mm, Sieve | % | | | | | 100 | 0 |
| 4.75 | SIEVE4.75MM | Grain size < 4.75 mm, Sieve | % | 100 | 0 | 100 | 0 | 99 | 1 |
| 2 | SIEVE2.0MM | Grain size < 2 mm, Sieve | % | 100 | 0 | 99 | 1 | 97 | 3 |
| 0.85 | SIEVE0.85MM | Grain size < 0.85 mm, Sieve | % | 100 | 0 | 96 | 4 | 85 | 15 |
| 0.42 | SIEVE0.42MM | Grain size < 0.42 mm, Sieve | % | 100 | 0 | 94 | 6 | 79 | 21 |
| 0.25 | SIEVE0.25MM | Grain size < 0.25 mm, Sieve | % | 100 | 0 | 92 | 8 | 74 | 26 |
| 0.15 | SIEVE0.15MM | Grain size < 0.15 mm, Sieve | % | 99 | 1 | 88 | 12 | 64 | 36 |
| 0.11 | SIEVE0.11MM | Grain size < 0.11 mm, Sieve | % | 99 | 1 | 86 | 14 | 55 | 45 |
| 0.075 | SIEVE0.075MM | Grain size < 0.075 mm, Sieve | % | 99 | 1 | 83 | 17 | 48 | 52 |
| 0.0379 | HYD-37.9 | Grain size < 0.0379 mm, Hydrometer | % | | | | | | |
| 0.0365 | HYD-36.5 | Grain size < 0.0365 mm, Hydrometer | % | | | | | | |
| 0.0362 | HYD-36.2 | Grain size < 0.0362 mm, Hydrometer | % | | | | | | |
| 0.0361 | HYD-36.1 | Grain size < 0.0361 mm, Hydrometer | % | | | | | | |
| 0.0357 | HYD-35.7 | Grain size < 0.0357 mm, Hydrometer | % | | | | | | |
| 0.0353 | HYD-35.3 | Grain size < 0.0353 mm, Hydrometer | % | | | | | | |
| 0.035 | HYD-35.0 | Grain size < 0.0350 mm, Hydrometer | % | | | | | | |
| 0.0349 | HYD-34.9 | Grain size < 0.0349 mm, Hydrometer | % | | | | | | |
| 0.0347 | HYD-34.7 | Grain size < 0.0347 mm, Hydrometer | % | | | | | | |
| 0.0344 | HYD-34.4 | Grain size < 0.0344 mm, Hydrometer | % | | | | | | |
| 0.0342 | HYD-34.2 | Grain size < 0.0342 mm, Hydrometer | % | | | | | | |
| 0.034 | HYD-34.0 | Grain size < 0.0340 mm, Hydrometer | % | | | | | | |
| 0.0337 | HYD-33.7 | Grain size < 0.0337 mm, Hydrometer | % | | | | | | |
| 0.0336 | HYD-33.6 | Grain size < 0.0336 mm, Hydrometer | % | | | | | | |
| 0.0333 | HYD-33.3 | Grain size < 0.0333 mm, Hydrometer | % | | | | | | |
| 0.0329 | HYD-32.9 | Grain size < 0.0329 mm, Hydrometer | % | | | | | | |
| 0.0327 | HYD-32.7 | Grain size < 0.0327 mm, Hydrometer | % | | | | | | |
| 0.0325 | HYD-32.5 | Grain size < 0.0325 mm, Hydrometer | % | | | | | | |
| 0.0324 | HYD-32.4 | Grain size < 0.0324 mm, Hydrometer | % | | | | | | |

| | | | | | | | | | |
|---|---|---|---|---|---|---|---|---|---|
| | | | | % pass through | % retained | % pass through | % retained | % pass through | % retained |
| | | | SYS_LOC_CODE | 237 | 237 | 237 | 237 | 240 | 240 |
| | | | DEPTH_INTERVAL | 0 - 2 cm | 0 - 2 cm | 0 - 2 cm | 0 - 2 cm | 0 - 2 cm | 0 - 2 cm |
| | | | SAMPLE_TYPE_CODE | N | N | FD | FD | N | N |
| | | | SYS_SAMPLE_CODE | S-237-20FSP20-01 | S-237-20FSP20-01 | S-237-20FSP20-01-REP | S-237-20FSP20-01-REP | S-240-20FSP20-01 | S-240-20FSP20-01 |
| size_mm | CAS_RN | CHEMICAL_NAME | units | v | v | v | v | v | v |
| 37.5 | SIEVE37.5MM | Grain size < 37.5 mm, Sieve | % | | | | | | |
| 25 | SIEVE25.0MM | Grain size < 25 mm, Sieve | % | | | | | | |
| 19 | SIEVE19.0MM | Grain size < 19 mm, Sieve | % | 100 | 0 | | | | |
| 12.5 | SIEVE12.5MM | Grain size < 12.5 mm, Sieve | % | 97 | 3 | | | | |
| 9.5 | SIEVE9.5MM | Grain size < 9.5 mm, Sieve | % | 96 | 4 | 100 | 0 | | |
| 4.75 | SIEVE4.75MM | Grain size < 4.75 mm, Sieve | % | 95 | 5 | 99 | 1 | 100 | 0 |
| 2 | SIEVE2.0MM | Grain size < 2 mm, Sieve | % | 94 | 6 | 99 | 1 | 100 | 0 |
| 0.85 | SIEVE0.85MM | Grain size < 0.85 mm, Sieve | % | 92 | 8 | 97 | 3 | 100 | 0 |
| 0.42 | SIEVE0.42MM | Grain size < 0.42 mm, Sieve | % | 86 | 14 | 92 | 8 | 99 | 1 |
| 0.25 | SIEVE0.25MM | Grain size < 0.25 mm, Sieve | % | 71 | 29 | 78 | 22 | 99 | 1 |
| 0.15 | SIEVE0.15MM | Grain size < 0.15 mm, Sieve | % | 45 | 55 | 56 | 44 | 98 | 2 |
| 0.11 | SIEVE0.11MM | Grain size < 0.11 mm, Sieve | % | 34 | 66 | 46 | 54 | 97 | 3 |
| 0.075 | SIEVE0.075MM | Grain size < 0.075 mm, Sieve | % | 28 | 72 | 37 | 63 | 96 | 4 |
| 0.0379 | HYD-37.9 | Grain size < 0.0379 mm, Hydrometer | % | | | | | | |
| 0.0365 | HYD-36.5 | Grain size < 0.0365 mm, Hydrometer | % | 21 | 79 | | | | |
| 0.0362 | HYD-36.2 | Grain size < 0.0362 mm, Hydrometer | % | | | | | | |
| 0.0361 | HYD-36.1 | Grain size < 0.0361 mm, Hydrometer | % | | | 25 | 75 | | |
| 0.0357 | HYD-35.7 | Grain size < 0.0357 mm, Hydrometer | % | | | | | | |
| 0.0353 | HYD-35.3 | Grain size < 0.0353 mm, Hydrometer | % | | | | | | |
| 0.035 | HYD-35.0 | Grain size < 0.0350 mm, Hydrometer | % | | | | | | |
| 0.0349 | HYD-34.9 | Grain size < 0.0349 mm, Hydrometer | % | | | | | | |
| 0.0347 | HYD-34.7 | Grain size < 0.0347 mm, Hydrometer | % | | | | | | |
| 0.0344 | HYD-34.4 | Grain size < 0.0344 mm, Hydrometer | % | | | | | | |
| 0.0342 | HYD-34.2 | Grain size < 0.0342 mm, Hydrometer | % | | | | | | |
| 0.034 | HYD-34.0 | Grain size < 0.0340 mm, Hydrometer | % | | | | | | |
| 0.0337 | HYD-33.7 | Grain size < 0.0337 mm, Hydrometer | % | | | | | | |
| 0.0336 | HYD-33.6 | Grain size < 0.0336 mm, Hydrometer | % | | | | | | |
| 0.0333 | HYD-33.3 | Grain size < 0.0333 mm, Hydrometer | % | | | | | | |
| 0.0329 | HYD-32.9 | Grain size < 0.0329 mm, Hydrometer | % | | | | | | |
| 0.0327 | HYD-32.7 | Grain size < 0.0327 mm, Hydrometer | % | | | | | | |
| 0.0325 | HYD-32.5 | Grain size < 0.0325 mm, Hydrometer | % | | | | | | |
| 0.0324 | HYD-32.4 | Grain size < 0.0324 mm, Hydrometer | % | | | | | | |

| | | | | | | | | | |
|---|---|---|---|---|---|---|---|---|---|
| | | | | % pass through | % retained | % pass through | % retained | % pass through | % retained |
| | | | SYS_LOC_CODE | 241 | 241 | 242 | 242 | 245 | 245 |
| | | | DEPTH_INTERVAL | 0 - 2 cm | 0 - 2 cm | 0 - 2 cm | 0 - 2 cm | 0 - 2 cm | 0 - 2 cm |
| | | | SAMPLE_TYPE_CODE | N | N | N | N | N | N |
| | | | SYS_SAMPLE_CODE | S-241-20FSP20-01 | S-241-20FSP20-01 | S-242-20FSP20-01 | S-242-20FSP20-01 | S-245-20FSP20-01 | S-245-20FSP20-01 |
| size_mm | CAS_RN | CHEMICAL_NAME | units | v | v | v | v | v | v |
| 37.5 | SIEVE37.5MM | Grain size < 37.5 mm, Sieve | % | | | | | | |
| 25 | SIEVE25.0MM | Grain size < 25 mm, Sieve | % | | | | | | |
| 19 | SIEVE19.0MM | Grain size < 19 mm, Sieve | % | | | | | 100 | 0 |
| 12.5 | SIEVE12.5MM | Grain size < 12.5 mm, Sieve | % | 100 | 0 | | | 91 | 9 |
| 9.5 | SIEVE9.5MM | Grain size < 9.5 mm, Sieve | % | 96 | 4 | 100 | 0 | 89 | 11 |
| 4.75 | SIEVE4.75MM | Grain size < 4.75 mm, Sieve | % | 92 | 8 | 99 | 1 | 85 | 15 |
| 2 | SIEVE2.0MM | Grain size < 2 mm, Sieve | % | 89 | 11 | 97 | 3 | 81 | 19 |
| 0.85 | SIEVE0.85MM | Grain size < 0.85 mm, Sieve | % | 82 | 18 | 93 | 7 | 73 | 27 |
| 0.42 | SIEVE0.42MM | Grain size < 0.42 mm, Sieve | % | 68 | 32 | 90 | 10 | 63 | 37 |
| 0.25 | SIEVE0.25MM | Grain size < 0.25 mm, Sieve | % | 50 | 50 | 85 | 15 | 49 | 51 |
| 0.15 | SIEVE0.15MM | Grain size < 0.15 mm, Sieve | % | 37 | 63 | 71 | 29 | 39 | 61 |
| 0.11 | SIEVE0.11MM | Grain size < 0.11 mm, Sieve | % | 32 | 68 | 58 | 42 | 35 | 65 |
| 0.075 | SIEVE0.075MM | Grain size < 0.075 mm, Sieve | % | 27 | 73 | 47 | 53 | 32 | 68 |
| 0.0379 | HYD-37.9 | Grain size < 0.0379 mm, Hydrometer | % | | | | | | |
| 0.0365 | HYD-36.5 | Grain size < 0.0365 mm, Hydrometer | % | | | | | | |
| 0.0362 | HYD-36.2 | Grain size < 0.0362 mm, Hydrometer | % | | | | | | |
| 0.0361 | HYD-36.1 | Grain size < 0.0361 mm, Hydrometer | % | | | | | | |
| 0.0357 | HYD-35.7 | Grain size < 0.0357 mm, Hydrometer | % | | | | | | |
| 0.0353 | HYD-35.3 | Grain size < 0.0353 mm, Hydrometer | % | | | | | | |
| 0.035 | HYD-35.0 | Grain size < 0.0350 mm, Hydrometer | % | | | | | | |
| 0.0349 | HYD-34.9 | Grain size < 0.0349 mm, Hydrometer | % | | | | | | |
| 0.0347 | HYD-34.7 | Grain size < 0.0347 mm, Hydrometer | % | | | | | | |
| 0.0344 | HYD-34.4 | Grain size < 0.0344 mm, Hydrometer | % | | | | | | |
| 0.0342 | HYD-34.2 | Grain size < 0.0342 mm, Hydrometer | % | | | | | | |
| 0.034 | HYD-34.0 | Grain size < 0.0340 mm, Hydrometer | % | | | | | | |
| 0.0337 | HYD-33.7 | Grain size < 0.0337 mm, Hydrometer | % | | | | | | |
| 0.0336 | HYD-33.6 | Grain size < 0.0336 mm, Hydrometer | % | | | | | | |
| 0.0333 | HYD-33.3 | Grain size < 0.0333 mm, Hydrometer | % | | | | | | |
| 0.0329 | HYD-32.9 | Grain size < 0.0329 mm, Hydrometer | % | | | | | | |
| 0.0327 | HYD-32.7 | Grain size < 0.0327 mm, Hydrometer | % | | | | | | |
| 0.0325 | HYD-32.5 | Grain size < 0.0325 mm, Hydrometer | % | | | | | | |
| 0.0324 | HYD-32.4 | Grain size < 0.0324 mm, Hydrometer | % | | | | | | |

| | | | | | | | | | |
|---|---|---|---|---|---|---|---|---|---|
| | | | | % pass through | % retained | % pass through | % retained | % pass through | % retained |
| | | | SYS_LOC_CODE | 247 | 247 | 249 | 249 | 250 | 250 |
| | | | DEPTH_INTERVAL | 0 - 2 cm | 0 - 2 cm | 0 - 2 cm | 0 - 2 cm | 0 - 2 cm | 0 - 2 cm |
| | | | SAMPLE_TYPE_CODE | N | N | N | N | N | N |
| | | | SYS_SAMPLE_CODE | S-247-20FSP20-01 | S-247-20FSP20-01 | S-249-20FSP20-01 | S-249-20FSP20-01 | S-250-20FSP20-01 | S-250-20FSP20-01 |
| size_mm | CAS_RN | CHEMICAL_NAME | units | v | v | v | v | v | v |
| 37.5 | SIEVE37.5MM | Grain size < 37.5 mm, Sieve | % | | | | | | |
| 25 | SIEVE25.0MM | Grain size < 25 mm, Sieve | % | | | | | | |
| 19 | SIEVE19.0MM | Grain size < 19 mm, Sieve | % | | | | | 100 | 0 |
| 12.5 | SIEVE12.5MM | Grain size < 12.5 mm, Sieve | % | | | 100 | 0 | 93 | 7 |
| 9.5 | SIEVE9.5MM | Grain size < 9.5 mm, Sieve | % | 100 | 0 | 99 | 1 | 93 | 7 |
| 4.75 | SIEVE4.75MM | Grain size < 4.75 mm, Sieve | % | 100 | 0 | 98 | 2 | 92 | 8 |
| 2 | SIEVE2.0MM | Grain size < 2 mm, Sieve | % | 99 | 1 | 98 | 2 | 91 | 9 |
| 0.85 | SIEVE0.85MM | Grain size < 0.85 mm, Sieve | % | 98 | 2 | 98 | 2 | 90 | 10 |
| 0.42 | SIEVE0.42MM | Grain size < 0.42 mm, Sieve | % | 96 | 4 | 96 | 4 | 89 | 11 |
| 0.25 | SIEVE0.25MM | Grain size < 0.25 mm, Sieve | % | 88 | 12 | 91 | 9 | 86 | 14 |
| 0.15 | SIEVE0.15MM | Grain size < 0.15 mm, Sieve | % | 70 | 30 | 79 | 21 | 74 | 26 |
| 0.11 | SIEVE0.11MM | Grain size < 0.11 mm, Sieve | % | 55 | 45 | 75 | 25 | 58 | 42 |
| 0.075 | SIEVE0.075MM | Grain size < 0.075 mm, Sieve | % | 40 | 60 | 70 | 30 | 45 | 55 |
| 0.0379 | HYD-37.9 | Grain size < 0.0379 mm, Hydrometer | % | | | | | | |
| 0.0365 | HYD-36.5 | Grain size < 0.0365 mm, Hydrometer | % | | | | | | |
| 0.0362 | HYD-36.2 | Grain size < 0.0362 mm, Hydrometer | % | | | | | | |
| 0.0361 | HYD-36.1 | Grain size < 0.0361 mm, Hydrometer | % | | | | | | |
| 0.0357 | HYD-35.7 | Grain size < 0.0357 mm, Hydrometer | % | | | | | | |
| 0.0353 | HYD-35.3 | Grain size < 0.0353 mm, Hydrometer | % | | | | | | |
| 0.035 | HYD-35.0 | Grain size < 0.0350 mm, Hydrometer | % | | | | | | |
| 0.0349 | HYD-34.9 | Grain size < 0.0349 mm, Hydrometer | % | | | | | | |
| 0.0347 | HYD-34.7 | Grain size < 0.0347 mm, Hydrometer | % | | | | | | |
| 0.0344 | HYD-34.4 | Grain size < 0.0344 mm, Hydrometer | % | | | | | | |
| 0.0342 | HYD-34.2 | Grain size < 0.0342 mm, Hydrometer | % | | | | | | |
| 0.034 | HYD-34.0 | Grain size < 0.0340 mm, Hydrometer | % | | | | | | |
| 0.0337 | HYD-33.7 | Grain size < 0.0337 mm, Hydrometer | % | | | | | | |
| 0.0336 | HYD-33.6 | Grain size < 0.0336 mm, Hydrometer | % | | | | | | |
| 0.0333 | HYD-33.3 | Grain size < 0.0333 mm, Hydrometer | % | | | | | | |
| 0.0329 | HYD-32.9 | Grain size < 0.0329 mm, Hydrometer | % | | | | | | |
| 0.0327 | HYD-32.7 | Grain size < 0.0327 mm, Hydrometer | % | | | | | | |
| 0.0325 | HYD-32.5 | Grain size < 0.0325 mm, Hydrometer | % | | | 38 | 62 | | |
| 0.0324 | HYD-32.4 | Grain size < 0.0324 mm, Hydrometer | % | | | | | | |

| | | | | | | | | | |
|---|---|---|---|---|---|---|---|---|---|
| | | | | % pass through | % retained | % pass through | % retained | % pass through | % retained |
| | | | SYS_LOC_CODE | 253 | 253 | 304 | 304 | 306 | 306 |
| | | | DEPTH_INTERVAL | 0 - 2 cm | 0 - 2 cm | 0 - 2 cm | 0 - 2 cm | 0 - 2 cm | 0 - 2 cm |
| | | | SAMPLE_TYPE_CODE | N | N | N | N | N | N |
| | | | SYS_SAMPLE_CODE | S-253-20FSP20-01 | S-253-20FSP20-01 | S-304-20FSP20-01 | S-304-20FSP20-01 | S-306-20FSP20-01 | S-306-20FSP20-01 |
| size_mm | CAS_RN | CHEMICAL_NAME | units | v | v | v | v | v | v |
| 37.5 | SIEVE37.5MM | Grain size < 37.5 mm, Sieve | % | | | | | | |
| 25 | SIEVE25.0MM | Grain size < 25 mm, Sieve | % | | | | | | |
| 19 | SIEVE19.0MM | Grain size < 19 mm, Sieve | % | | | 100 | 0 | | |
| 12.5 | SIEVE12.5MM | Grain size < 12.5 mm, Sieve | % | | | 99 | 1 | 100 | 0 |
| 9.5 | SIEVE9.5MM | Grain size < 9.5 mm, Sieve | % | | | 97 | 3 | 97 | 3 |
| 4.75 | SIEVE4.75MM | Grain size < 4.75 mm, Sieve | % | 100 | 0 | 93 | 7 | 96 | 4 |
| 2 | SIEVE2.0MM | Grain size < 2 mm, Sieve | % | 100 | 0 | 89 | 11 | 95 | 5 |
| 0.85 | SIEVE0.85MM | Grain size < 0.85 mm, Sieve | % | 100 | 0 | 84 | 16 | 90 | 10 |
| 0.42 | SIEVE0.42MM | Grain size < 0.42 mm, Sieve | % | 99 | 1 | 74 | 26 | 75 | 25 |
| 0.25 | SIEVE0.25MM | Grain size < 0.25 mm, Sieve | % | 94 | 6 | 55 | 45 | 32 | 68 |
| 0.15 | SIEVE0.15MM | Grain size < 0.15 mm, Sieve | % | 82 | 18 | 35 | 65 | 8 | 92 |
| 0.11 | SIEVE0.11MM | Grain size < 0.11 mm, Sieve | % | 74 | 26 | 28 | 72 | 4 | 96 |
| 0.075 | SIEVE0.075MM | Grain size < 0.075 mm, Sieve | % | 67 | 33 | 24 | 76 | 2.6 | 97.4 |
| 0.0379 | HYD-37.9 | Grain size < 0.0379 mm, Hydrometer | % | | | | | | |
| 0.0365 | HYD-36.5 | Grain size < 0.0365 mm, Hydrometer | % | | | | | | |
| 0.0362 | HYD-36.2 | Grain size < 0.0362 mm, Hydrometer | % | | | | | | |
| 0.0361 | HYD-36.1 | Grain size < 0.0361 mm, Hydrometer | % | | | | | | |
| 0.0357 | HYD-35.7 | Grain size < 0.0357 mm, Hydrometer | % | | | | | | |
| 0.0353 | HYD-35.3 | Grain size < 0.0353 mm, Hydrometer | % | | | | | | |
| 0.035 | HYD-35.0 | Grain size < 0.0350 mm, Hydrometer | % | | | | | | |
| 0.0349 | HYD-34.9 | Grain size < 0.0349 mm, Hydrometer | % | | | | | | |
| 0.0347 | HYD-34.7 | Grain size < 0.0347 mm, Hydrometer | % | | | | | | |
| 0.0344 | HYD-34.4 | Grain size < 0.0344 mm, Hydrometer | % | | | | | | |
| 0.0342 | HYD-34.2 | Grain size < 0.0342 mm, Hydrometer | % | | | | | | |
| 0.034 | HYD-34.0 | Grain size < 0.0340 mm, Hydrometer | % | | | | | | |
| 0.0337 | HYD-33.7 | Grain size < 0.0337 mm, Hydrometer | % | | | | | | |
| 0.0336 | HYD-33.6 | Grain size < 0.0336 mm, Hydrometer | % | | | | | | |
| 0.0333 | HYD-33.3 | Grain size < 0.0333 mm, Hydrometer | % | | | | | | |
| 0.0329 | HYD-32.9 | Grain size < 0.0329 mm, Hydrometer | % | | | | | | |
| 0.0327 | HYD-32.7 | Grain size < 0.0327 mm, Hydrometer | % | | | | | | |
| 0.0325 | HYD-32.5 | Grain size < 0.0325 mm, Hydrometer | % | | | | | | |
| 0.0324 | HYD-32.4 | Grain size < 0.0324 mm, Hydrometer | % | | | 18 | 82 | | |

| | | | | | | | | | |
|---|---|---|---|---|---|---|---|---|---|
| | | | | % pass through | % retained | % pass through | % retained | % pass through | % retained |
| | | | SYS_LOC_CODE | 309 | 309 | 310 | 310 | 310 | 310 |
| | | | DEPTH_INTERVAL | 0 - 2 cm | 0 - 2 cm | 0 - 2 cm | 0 - 2 cm | 0 - 2 cm | 0 - 2 cm |
| | | | SAMPLE_TYPE_CODE | N | N | N | N | FD | FD |
| | | | SYS_SAMPLE_CODE | S-309-20FSP20-01 | S-309-20FSP20-01 | S-310-20FSP20-01 | S-310-20FSP20-01 | S-310-20FSP20-01-REP | S-310-20FSP20-01-REP |
| size_mm | CAS_RN | CHEMICAL_NAME | units | v | v | v | v | v | v |
| 37.5 | SIEVE37.5MM | Grain size < 37.5 mm, Sieve | % | | | | | | |
| 25 | SIEVE25.0MM | Grain size < 25 mm, Sieve | % | | | | | | |
| 19 | SIEVE19.0MM | Grain size < 19 mm, Sieve | % | 100 | 0 | | | | |
| 12.5 | SIEVE12.5MM | Grain size < 12.5 mm, Sieve | % | 95 | 5 | | | | |
| 9.5 | SIEVE9.5MM | Grain size < 9.5 mm, Sieve | % | 94 | 6 | | | 100 | 0 |
| 4.75 | SIEVE4.75MM | Grain size < 4.75 mm, Sieve | % | 94 | 6 | 100 | 0 | 100 | 0 |
| 2 | SIEVE2.0MM | Grain size < 2 mm, Sieve | % | 93 | 7 | 100 | 0 | 99 | 1 |
| 0.85 | SIEVE0.85MM | Grain size < 0.85 mm, Sieve | % | 91 | 9 | 99 | 1 | 98 | 2 |
| 0.42 | SIEVE0.42MM | Grain size < 0.42 mm, Sieve | % | 90 | 10 | 98 | 2 | 95 | 5 |
| 0.25 | SIEVE0.25MM | Grain size < 0.25 mm, Sieve | % | 88 | 12 | 95 | 5 | 91 | 9 |
| 0.15 | SIEVE0.15MM | Grain size < 0.15 mm, Sieve | % | 84 | 16 | 89 | 11 | 85 | 15 |
| 0.11 | SIEVE0.11MM | Grain size < 0.11 mm, Sieve | % | 79 | 21 | 81 | 19 | 80 | 20 |
| 0.075 | SIEVE0.075MM | Grain size < 0.075 mm, Sieve | % | 69 | 31 | 71 | 29 | 71 | 29 |
| 0.0379 | HYD-37.9 | Grain size < 0.0379 mm, Hydrometer | % | | | | | | |
| 0.0365 | HYD-36.5 | Grain size < 0.0365 mm, Hydrometer | % | | | | | | |
| 0.0362 | HYD-36.2 | Grain size < 0.0362 mm, Hydrometer | % | | | | | | |
| 0.0361 | HYD-36.1 | Grain size < 0.0361 mm, Hydrometer | % | | | | | | |
| 0.0357 | HYD-35.7 | Grain size < 0.0357 mm, Hydrometer | % | | | | | | |
| 0.0353 | HYD-35.3 | Grain size < 0.0353 mm, Hydrometer | % | | | | | | |
| 0.035 | HYD-35.0 | Grain size < 0.0350 mm, Hydrometer | % | | | | | | |
| 0.0349 | HYD-34.9 | Grain size < 0.0349 mm, Hydrometer | % | | | | | | |
| 0.0347 | HYD-34.7 | Grain size < 0.0347 mm, Hydrometer | % | | | | | | |
| 0.0344 | HYD-34.4 | Grain size < 0.0344 mm, Hydrometer | % | | | | | | |
| 0.0342 | HYD-34.2 | Grain size < 0.0342 mm, Hydrometer | % | | | | | | |
| 0.034 | HYD-34.0 | Grain size < 0.0340 mm, Hydrometer | % | | | | | | |
| 0.0337 | HYD-33.7 | Grain size < 0.0337 mm, Hydrometer | % | | | | | | |
| 0.0336 | HYD-33.6 | Grain size < 0.0336 mm, Hydrometer | % | | | | | | |
| 0.0333 | HYD-33.3 | Grain size < 0.0333 mm, Hydrometer | % | | | | | | |
| 0.0329 | HYD-32.9 | Grain size < 0.0329 mm, Hydrometer | % | | | | | | |
| 0.0327 | HYD-32.7 | Grain size < 0.0327 mm, Hydrometer | % | | | | | | |
| 0.0325 | HYD-32.5 | Grain size < 0.0325 mm, Hydrometer | % | | | | | | |
| 0.0324 | HYD-32.4 | Grain size < 0.0324 mm, Hydrometer | % | | | | | | |

| | | | | | | | | | |
|---|---|---|---|---|---|---|---|---|---|
| | | | | % pass through | % retained | % pass through | % retained | % pass through | % retained |
| | | | SYS_LOC_CODE | 311 | 311 | 317 | 317 | 318 | 318 |
| | | | DEPTH_INTERVAL | 0 - 2 cm | 0 - 2 cm | 0 - 2 cm | 0 - 2 cm | 0 - 2 cm | 0 - 2 cm |
| | | | SAMPLE_TYPE_CODE | N | N | N | N | N | N |
| | | | SYS_SAMPLE_CODE | S-311-20FSP20-01 | S-311-20FSP20-01 | S-317-20FSP20-01 | S-317-20FSP20-01 | S-318-20FSP20-01 | S-318-20FSP20-01 |
| size_mm | CAS_RN | CHEMICAL_NAME | units | v | v | v | v | v | v |
| 37.5 | SIEVE37.5MM | Grain size < 37.5 mm, Sieve | % | | | | | | |
| 25 | SIEVE25.0MM | Grain size < 25 mm, Sieve | % | | | | | | |
| 19 | SIEVE19.0MM | Grain size < 19 mm, Sieve | % | | | | | | |
| 12.5 | SIEVE12.5MM | Grain size < 12.5 mm, Sieve | % | | | | | 100 | 0 |
| 9.5 | SIEVE9.5MM | Grain size < 9.5 mm, Sieve | % | 100 | 0 | | | 96 | 4 |
| 4.75 | SIEVE4.75MM | Grain size < 4.75 mm, Sieve | % | 99 | 1 | 100 | 0 | 93 | 7 |
| 2 | SIEVE2.0MM | Grain size < 2 mm, Sieve | % | 95 | 5 | 100 | 0 | 89 | 11 |
| 0.85 | SIEVE0.85MM | Grain size < 0.85 mm, Sieve | % | 87 | 13 | 99 | 1 | 83 | 17 |
| 0.42 | SIEVE0.42MM | Grain size < 0.42 mm, Sieve | % | 69 | 31 | 99 | 1 | 64 | 36 |
| 0.25 | SIEVE0.25MM | Grain size < 0.25 mm, Sieve | % | 42 | 58 | 98 | 2 | 29 | 71 |
| 0.15 | SIEVE0.15MM | Grain size < 0.15 mm, Sieve | % | 23 | 77 | 98 | 2 | 6 | 94 |
| 0.11 | SIEVE0.11MM | Grain size < 0.11 mm, Sieve | % | 19 | 81 | 97 | 3 | 2 | 98 |
| 0.075 | SIEVE0.075MM | Grain size < 0.075 mm, Sieve | % | 17 | 83 | 94 | 6 | 1.5 | 98.5 |
| 0.0379 | HYD-37.9 | Grain size < 0.0379 mm, Hydrometer | % | | | | | | |
| 0.0365 | HYD-36.5 | Grain size < 0.0365 mm, Hydrometer | % | | | | | | |
| 0.0362 | HYD-36.2 | Grain size < 0.0362 mm, Hydrometer | % | | | | | | |
| 0.0361 | HYD-36.1 | Grain size < 0.0361 mm, Hydrometer | % | | | | | | |
| 0.0357 | HYD-35.7 | Grain size < 0.0357 mm, Hydrometer | % | | | | | | |
| 0.0353 | HYD-35.3 | Grain size < 0.0353 mm, Hydrometer | % | | | | | | |
| 0.035 | HYD-35.0 | Grain size < 0.0350 mm, Hydrometer | % | 14 | 86 | | | | |
| 0.0349 | HYD-34.9 | Grain size < 0.0349 mm, Hydrometer | % | | | | | | |
| 0.0347 | HYD-34.7 | Grain size < 0.0347 mm, Hydrometer | % | | | | | | |
| 0.0344 | HYD-34.4 | Grain size < 0.0344 mm, Hydrometer | % | | | | | | |
| 0.0342 | HYD-34.2 | Grain size < 0.0342 mm, Hydrometer | % | | | | | | |
| 0.034 | HYD-34.0 | Grain size < 0.0340 mm, Hydrometer | % | | | | | | |
| 0.0337 | HYD-33.7 | Grain size < 0.0337 mm, Hydrometer | % | | | | | | |
| 0.0336 | HYD-33.6 | Grain size < 0.0336 mm, Hydrometer | % | | | | | | |
| 0.0333 | HYD-33.3 | Grain size < 0.0333 mm, Hydrometer | % | | | | | | |
| 0.0329 | HYD-32.9 | Grain size < 0.0329 mm, Hydrometer | % | | | | | | |
| 0.0327 | HYD-32.7 | Grain size < 0.0327 mm, Hydrometer | % | | | | | | |
| 0.0325 | HYD-32.5 | Grain size < 0.0325 mm, Hydrometer | % | | | | | | |
| 0.0324 | HYD-32.4 | Grain size < 0.0324 mm, Hydrometer | % | | | | | | |

| | | | | | | | | | |
|---|---|---|---|---|---|---|---|---|---|
| | | | | % pass through | % retained | % pass through | % retained | % pass through | % retained |
| | | | SYS_LOC_CODE | 323 | 323 | 324 | 324 | 325 | 325 |
| | | | DEPTH_INTERVAL | 0 - 2 cm | 0 - 2 cm | 0 - 2 cm | 0 - 2 cm | 0 - 2 cm | 0 - 2 cm |
| | | | SAMPLE_TYPE_CODE | N | N | N | N | N | N |
| | | | SYS_SAMPLE_CODE | S-323-20FSP20-01 | S-323-20FSP20-01 | S-324-20FSP20-01 | S-324-20FSP20-01 | S-325-20FSP20-01 | S-325-20FSP20-01 |
| size_mm | CAS_RN | CHEMICAL_NAME | units | v | v | v | v | v | v |
| 37.5 | SIEVE37.5MM | Grain size < 37.5 mm, Sieve | % | | | | | | |
| 25 | SIEVE25.0MM | Grain size < 25 mm, Sieve | % | 100 | 0 | | | | |
| 19 | SIEVE19.0MM | Grain size < 19 mm, Sieve | % | 97 | 3 | | | | |
| 12.5 | SIEVE12.5MM | Grain size < 12.5 mm, Sieve | % | 97 | 3 | | | | |
| 9.5 | SIEVE9.5MM | Grain size < 9.5 mm, Sieve | % | 97 | 3 | | | | |
| 4.75 | SIEVE4.75MM | Grain size < 4.75 mm, Sieve | % | 96 | 4 | 100 | 0 | 100 | 0 |
| 2 | SIEVE2.0MM | Grain size < 2 mm, Sieve | % | 95 | 5 | 99 | 1 | 99 | 1 |
| 0.85 | SIEVE0.85MM | Grain size < 0.85 mm, Sieve | % | 94 | 6 | 95 | 5 | 98 | 2 |
| 0.42 | SIEVE0.42MM | Grain size < 0.42 mm, Sieve | % | 92 | 8 | 89 | 11 | 95 | 5 |
| 0.25 | SIEVE0.25MM | Grain size < 0.25 mm, Sieve | % | 90 | 10 | 83 | 17 | 90 | 10 |
| 0.15 | SIEVE0.15MM | Grain size < 0.15 mm, Sieve | % | 88 | 12 | 78 | 22 | 85 | 15 |
| 0.11 | SIEVE0.11MM | Grain size < 0.11 mm, Sieve | % | 84 | 16 | 73 | 27 | 82 | 18 |
| 0.075 | SIEVE0.075MM | Grain size < 0.075 mm, Sieve | % | 79 | 21 | 68 | 32 | 77 | 23 |
| 0.0379 | HYD-37.9 | Grain size < 0.0379 mm, Hydrometer | % | | | | | | |
| 0.0365 | HYD-36.5 | Grain size < 0.0365 mm, Hydrometer | % | | | | | | |
| 0.0362 | HYD-36.2 | Grain size < 0.0362 mm, Hydrometer | % | | | | | | |
| 0.0361 | HYD-36.1 | Grain size < 0.0361 mm, Hydrometer | % | | | | | | |
| 0.0357 | HYD-35.7 | Grain size < 0.0357 mm, Hydrometer | % | | | | | | |
| 0.0353 | HYD-35.3 | Grain size < 0.0353 mm, Hydrometer | % | | | | | | |
| 0.035 | HYD-35.0 | Grain size < 0.0350 mm, Hydrometer | % | | | | | | |
| 0.0349 | HYD-34.9 | Grain size < 0.0349 mm, Hydrometer | % | | | | | | |
| 0.0347 | HYD-34.7 | Grain size < 0.0347 mm, Hydrometer | % | | | | | | |
| 0.0344 | HYD-34.4 | Grain size < 0.0344 mm, Hydrometer | % | | | | | | |
| 0.0342 | HYD-34.2 | Grain size < 0.0342 mm, Hydrometer | % | | | | | | |
| 0.034 | HYD-34.0 | Grain size < 0.0340 mm, Hydrometer | % | | | | | | |
| 0.0337 | HYD-33.7 | Grain size < 0.0337 mm, Hydrometer | % | | | | | | |
| 0.0336 | HYD-33.6 | Grain size < 0.0336 mm, Hydrometer | % | | | | | | |
| 0.0333 | HYD-33.3 | Grain size < 0.0333 mm, Hydrometer | % | | | | | 54 | 46 |
| 0.0329 | HYD-32.9 | Grain size < 0.0329 mm, Hydrometer | % | | | | | | |
| 0.0327 | HYD-32.7 | Grain size < 0.0327 mm, Hydrometer | % | | | | | | |
| 0.0325 | HYD-32.5 | Grain size < 0.0325 mm, Hydrometer | % | | | | | | |
| 0.0324 | HYD-32.4 | Grain size < 0.0324 mm, Hydrometer | % | | | | | | |

| | | | | | | | | | |
|---|---|---|---|---|---|---|---|---|---|
| | | | | % pass through | % retained | % pass through | % retained | % pass through | % retained |
| | | | SYS_LOC_CODE | 325 | 325 | 331 | 331 | 332 | 332 |
| | | | DEPTH_INTERVAL | 0 - 2 cm | 0 - 2 cm | 0 - 2 cm | 0 - 2 cm | 0 - 2 cm | 0 - 2 cm |
| | | | SAMPLE_TYPE_CODE | FD | FD | N | N | N | N |
| | | | SYS_SAMPLE_CODE | S-325-20FSP20-01-REP | S-325-20FSP20-01-REP | S-331-20FSP20-01 | S-331-20FSP20-01 | S-332-20FSP20-01 | S-332-20FSP20-01 |
| size_mm | CAS_RN | CHEMICAL_NAME | units | v | v | v | v | v | v |
| 37.5 | SIEVE37.5MM | Grain size < 37.5 mm, Sieve | % | | | | | | |
| 25 | SIEVE25.0MM | Grain size < 25 mm, Sieve | % | | | | | | |
| 19 | SIEVE19.0MM | Grain size < 19 mm, Sieve | % | | | 100 | 0 | | |
| 12.5 | SIEVE12.5MM | Grain size < 12.5 mm, Sieve | % | | | 74 | 26 | | |
| 9.5 | SIEVE9.5MM | Grain size < 9.5 mm, Sieve | % | 100 | 0 | 74 | 26 | 100 | 0 |
| 4.75 | SIEVE4.75MM | Grain size < 4.75 mm, Sieve | % | 99 | 1 | 72 | 28 | 98 | 2 |
| 2 | SIEVE2.0MM | Grain size < 2 mm, Sieve | % | 98 | 2 | 68 | 32 | 98 | 2 |
| 0.85 | SIEVE0.85MM | Grain size < 0.85 mm, Sieve | % | 97 | 3 | 64 | 36 | 90 | 10 |
| 0.42 | SIEVE0.42MM | Grain size < 0.42 mm, Sieve | % | 94 | 6 | 59 | 41 | 73 | 27 |
| 0.25 | SIEVE0.25MM | Grain size < 0.25 mm, Sieve | % | 88 | 12 | 54 | 46 | 46 | 54 |
| 0.15 | SIEVE0.15MM | Grain size < 0.15 mm, Sieve | % | 82 | 18 | 50 | 50 | 29 | 71 |
| 0.11 | SIEVE0.11MM | Grain size < 0.11 mm, Sieve | % | 79 | 21 | 49 | 51 | 26 | 74 |
| 0.075 | SIEVE0.075MM | Grain size < 0.075 mm, Sieve | % | 73 | 27 | 47 | 53 | 24 | 76 |
| 0.0379 | HYD-37.9 | Grain size < 0.0379 mm, Hydrometer | % | | | | | | |
| 0.0365 | HYD-36.5 | Grain size < 0.0365 mm, Hydrometer | % | | | | | | |
| 0.0362 | HYD-36.2 | Grain size < 0.0362 mm, Hydrometer | % | | | | | | |
| 0.0361 | HYD-36.1 | Grain size < 0.0361 mm, Hydrometer | % | | | | | | |
| 0.0357 | HYD-35.7 | Grain size < 0.0357 mm, Hydrometer | % | | | | | | |
| 0.0353 | HYD-35.3 | Grain size < 0.0353 mm, Hydrometer | % | | | | | | |
| 0.035 | HYD-35.0 | Grain size < 0.0350 mm, Hydrometer | % | | | | | | |
| 0.0349 | HYD-34.9 | Grain size < 0.0349 mm, Hydrometer | % | | | | | | |
| 0.0347 | HYD-34.7 | Grain size < 0.0347 mm, Hydrometer | % | | | | | | |
| 0.0344 | HYD-34.4 | Grain size < 0.0344 mm, Hydrometer | % | | | | | | |
| 0.0342 | HYD-34.2 | Grain size < 0.0342 mm, Hydrometer | % | | | | | | |
| 0.034 | HYD-34.0 | Grain size < 0.0340 mm, Hydrometer | % | | | | | | |
| 0.0337 | HYD-33.7 | Grain size < 0.0337 mm, Hydrometer | % | | | | | | |
| 0.0336 | HYD-33.6 | Grain size < 0.0336 mm, Hydrometer | % | | | | | | |
| 0.0333 | HYD-33.3 | Grain size < 0.0333 mm, Hydrometer | % | | | | | | |
| 0.0329 | HYD-32.9 | Grain size < 0.0329 mm, Hydrometer | % | | | | | | |
| 0.0327 | HYD-32.7 | Grain size < 0.0327 mm, Hydrometer | % | | | | | | |
| 0.0325 | HYD-32.5 | Grain size < 0.0325 mm, Hydrometer | % | | | | | | |
| 0.0324 | HYD-32.4 | Grain size < 0.0324 mm, Hydrometer | % | | | | | | |

| | | | | | | | | | |
|---|---|---|---|---|---|---|---|---|---|
| | | | | % pass through | % retained | % pass through | % retained | % pass through | % retained |
| | | | SYS_LOC_CODE | 333 | 333 | 334 | 334 | 335 | 335 |
| | | | DEPTH_INTERVAL | 0 - 2 cm | 0 - 2 cm | 0 - 2 cm | 0 - 2 cm | 0 - 2 cm | 0 - 2 cm |
| | | | SAMPLE_TYPE_CODE | N | N | N | N | N | N |
| | | | SYS_SAMPLE_CODE | S-333-20FSP20-01 | S-333-20FSP20-01 | S-334-20FSP20-01 | S-334-20FSP20-01 | S-335-20FSP20-01 | S-335-20FSP20-01 |
| size_mm | CAS_RN | CHEMICAL_NAME | units | v | v | v | v | v | v |
| 37.5 | SIEVE37.5MM | Grain size < 37.5 mm, Sieve | % | | | | | | |
| 25 | SIEVE25.0MM | Grain size < 25 mm, Sieve | % | | | | | | |
| 19 | SIEVE19.0MM | Grain size < 19 mm, Sieve | % | | | | | 100 | 0 |
| 12.5 | SIEVE12.5MM | Grain size < 12.5 mm, Sieve | % | 100 | 0 | | | 90 | 10 |
| 9.5 | SIEVE9.5MM | Grain size < 9.5 mm, Sieve | % | 96 | 4 | | | 90 | 10 |
| 4.75 | SIEVE4.75MM | Grain size < 4.75 mm, Sieve | % | 84 | 16 | 100 | 0 | 87 | 13 |
| 2 | SIEVE2.0MM | Grain size < 2 mm, Sieve | % | 74 | 26 | 99 | 1 | 82 | 18 |
| 0.85 | SIEVE0.85MM | Grain size < 0.85 mm, Sieve | % | 64 | 36 | 97 | 3 | 77 | 23 |
| 0.42 | SIEVE0.42MM | Grain size < 0.42 mm, Sieve | % | 53 | 47 | 94 | 6 | 74 | 26 |
| 0.25 | SIEVE0.25MM | Grain size < 0.25 mm, Sieve | % | 40 | 60 | 91 | 9 | 72 | 28 |
| 0.15 | SIEVE0.15MM | Grain size < 0.15 mm, Sieve | % | 33 | 67 | 85 | 15 | 71 | 29 |
| 0.11 | SIEVE0.11MM | Grain size < 0.11 mm, Sieve | % | 30 | 70 | 83 | 17 | 71 | 29 |
| 0.075 | SIEVE0.075MM | Grain size < 0.075 mm, Sieve | % | 29 | 71 | 79 | 21 | 70 | 30 |
| 0.0379 | HYD-37.9 | Grain size < 0.0379 mm, Hydrometer | % | | | | | | |
| 0.0365 | HYD-36.5 | Grain size < 0.0365 mm, Hydrometer | % | | | | | | |
| 0.0362 | HYD-36.2 | Grain size < 0.0362 mm, Hydrometer | % | | | | | | |
| 0.0361 | HYD-36.1 | Grain size < 0.0361 mm, Hydrometer | % | | | | | | |
| 0.0357 | HYD-35.7 | Grain size < 0.0357 mm, Hydrometer | % | 28 | 72 | | | | |
| 0.0353 | HYD-35.3 | Grain size < 0.0353 mm, Hydrometer | % | | | | | | |
| 0.035 | HYD-35.0 | Grain size < 0.0350 mm, Hydrometer | % | | | | | | |
| 0.0349 | HYD-34.9 | Grain size < 0.0349 mm, Hydrometer | % | | | | | | |
| 0.0347 | HYD-34.7 | Grain size < 0.0347 mm, Hydrometer | % | | | | | | |
| 0.0344 | HYD-34.4 | Grain size < 0.0344 mm, Hydrometer | % | | | | | | |
| 0.0342 | HYD-34.2 | Grain size < 0.0342 mm, Hydrometer | % | | | | | | |
| 0.034 | HYD-34.0 | Grain size < 0.0340 mm, Hydrometer | % | | | | | | |
| 0.0337 | HYD-33.7 | Grain size < 0.0337 mm, Hydrometer | % | | | | | | |
| 0.0336 | HYD-33.6 | Grain size < 0.0336 mm, Hydrometer | % | | | | | | |
| 0.0333 | HYD-33.3 | Grain size < 0.0333 mm, Hydrometer | % | | | | | | |
| 0.0329 | HYD-32.9 | Grain size < 0.0329 mm, Hydrometer | % | | | | | | |
| 0.0327 | HYD-32.7 | Grain size < 0.0327 mm, Hydrometer | % | | | | | | |
| 0.0325 | HYD-32.5 | Grain size < 0.0325 mm, Hydrometer | % | | | | | | |
| 0.0324 | HYD-32.4 | Grain size < 0.0324 mm, Hydrometer | % | | | | | | |

| | | | | | | | | | |
|---|---|---|---|---|---|---|---|---|---|
| | | | | % pass through | % retained | % pass through | % retained | % pass through | % retained |
| | | | SYS_LOC_CODE | 338 | 338 | 339 | 339 | 340 | 340 |
| | | | DEPTH_INTERVAL | 0 - 2 cm | 0 - 2 cm | 0 - 2 cm | 0 - 2 cm | 0 - 2 cm | 0 - 2 cm |
| | | | SAMPLE_TYPE_CODE | N | N | N | N | N | N |
| | | | SYS_SAMPLE_CODE | S-338-20FSP20-01 | S-338-20FSP20-01 | S-339-20FSP20-01 | S-339-20FSP20-01 | S-340-20FSP20-01 | S-340-20FSP20-01 |
| size_mm | CAS_RN | CHEMICAL_NAME | units | v | v | v | v | v | v |
| 37.5 | SIEVE37.5MM | Grain size < 37.5 mm, Sieve | % | | | | | | |
| 25 | SIEVE25.0MM | Grain size < 25 mm, Sieve | % | | | | | | |
| 19 | SIEVE19.0MM | Grain size < 19 mm, Sieve | % | | | | | | |
| 12.5 | SIEVE12.5MM | Grain size < 12.5 mm, Sieve | % | | | | | | |
| 9.5 | SIEVE9.5MM | Grain size < 9.5 mm, Sieve | % | 100 | 0 | | | | |
| 4.75 | SIEVE4.75MM | Grain size < 4.75 mm, Sieve | % | 100 | 0 | 100 | 0 | 100 | 0 |
| 2 | SIEVE2.0MM | Grain size < 2 mm, Sieve | % | 100 | 0 | 100 | 0 | 100 | 0 |
| 0.85 | SIEVE0.85MM | Grain size < 0.85 mm, Sieve | % | 99 | 1 | 99 | 1 | 98 | 2 |
| 0.42 | SIEVE0.42MM | Grain size < 0.42 mm, Sieve | % | 99 | 1 | 99 | 1 | 93 | 7 |
| 0.25 | SIEVE0.25MM | Grain size < 0.25 mm, Sieve | % | 95 | 5 | 97 | 3 | 87 | 13 |
| 0.15 | SIEVE0.15MM | Grain size < 0.15 mm, Sieve | % | 85 | 15 | 94 | 6 | 81 | 19 |
| 0.11 | SIEVE0.11MM | Grain size < 0.11 mm, Sieve | % | 82 | 18 | 85 | 15 | 77 | 23 |
| 0.075 | SIEVE0.075MM | Grain size < 0.075 mm, Sieve | % | 77 | 23 | 72 | 28 | 71 | 29 |
| 0.0379 | HYD-37.9 | Grain size < 0.0379 mm, Hydrometer | % | | | | | | |
| 0.0365 | HYD-36.5 | Grain size < 0.0365 mm, Hydrometer | % | | | | | | |
| 0.0362 | HYD-36.2 | Grain size < 0.0362 mm, Hydrometer | % | | | | | | |
| 0.0361 | HYD-36.1 | Grain size < 0.0361 mm, Hydrometer | % | | | | | | |
| 0.0357 | HYD-35.7 | Grain size < 0.0357 mm, Hydrometer | % | | | | | | |
| 0.0353 | HYD-35.3 | Grain size < 0.0353 mm, Hydrometer | % | | | | | | |
| 0.035 | HYD-35.0 | Grain size < 0.0350 mm, Hydrometer | % | | | | | | |
| 0.0349 | HYD-34.9 | Grain size < 0.0349 mm, Hydrometer | % | | | | | | |
| 0.0347 | HYD-34.7 | Grain size < 0.0347 mm, Hydrometer | % | | | | | | |
| 0.0344 | HYD-34.4 | Grain size < 0.0344 mm, Hydrometer | % | | | | | | |
| 0.0342 | HYD-34.2 | Grain size < 0.0342 mm, Hydrometer | % | | | | | | |
| 0.034 | HYD-34.0 | Grain size < 0.0340 mm, Hydrometer | % | | | | | | |
| 0.0337 | HYD-33.7 | Grain size < 0.0337 mm, Hydrometer | % | | | | | | |
| 0.0336 | HYD-33.6 | Grain size < 0.0336 mm, Hydrometer | % | | | | | | |
| 0.0333 | HYD-33.3 | Grain size < 0.0333 mm, Hydrometer | % | | | | | | |
| 0.0329 | HYD-32.9 | Grain size < 0.0329 mm, Hydrometer | % | | | | | | |
| 0.0327 | HYD-32.7 | Grain size < 0.0327 mm, Hydrometer | % | | | | | | |
| 0.0325 | HYD-32.5 | Grain size < 0.0325 mm, Hydrometer | % | | | | | | |
| 0.0324 | HYD-32.4 | Grain size < 0.0324 mm, Hydrometer | % | | | | | | |

| | | | | | | | | | |
|---|---|---|---|---|---|---|---|---|---|
| | | | | % pass through | % retained | % pass through | % retained | % pass through | % retained |
| | | | SYS_LOC_CODE | 341 | 341 | 345 | 345 | 346 | 346 |
| | | | DEPTH_INTERVAL | 0 - 2 cm | 0 - 2 cm | 0 - 2 cm | 0 - 2 cm | 0 - 2 cm | 0 - 2 cm |
| | | | SAMPLE_TYPE_CODE | N | N | N | N | N | N |
| | | | SYS_SAMPLE_CODE | S-341-20FSP20-01 | S-341-20FSP20-01 | S-345-20FSP20-01 | S-345-20FSP20-01 | S-346-20FSP20-01 | S-346-20FSP20-01 |
| size_mm | CAS_RN | CHEMICAL_NAME | units | v | v | v | v | v | v |
| 37.5 | SIEVE37.5MM | Grain size < 37.5 mm, Sieve | % | | | | | | |
| 25 | SIEVE25.0MM | Grain size < 25 mm, Sieve | % | | | | | | |
| 19 | SIEVE19.0MM | Grain size < 19 mm, Sieve | % | | | | | | |
| 12.5 | SIEVE12.5MM | Grain size < 12.5 mm, Sieve | % | | | | | 100 | 0 |
| 9.5 | SIEVE9.5MM | Grain size < 9.5 mm, Sieve | % | 100 | 0 | | | 100 | 0 |
| 4.75 | SIEVE4.75MM | Grain size < 4.75 mm, Sieve | % | 100 | 0 | 100 | 0 | 100 | 0 |
| 2 | SIEVE2.0MM | Grain size < 2 mm, Sieve | % | 99 | 1 | 100 | 0 | 99 | 1 |
| 0.85 | SIEVE0.85MM | Grain size < 0.85 mm, Sieve | % | 93 | 7 | 99 | 1 | 99 | 1 |
| 0.42 | SIEVE0.42MM | Grain size < 0.42 mm, Sieve | % | 68 | 32 | 97 | 3 | 96 | 4 |
| 0.25 | SIEVE0.25MM | Grain size < 0.25 mm, Sieve | % | 46 | 54 | 95 | 5 | 69 | 31 |
| 0.15 | SIEVE0.15MM | Grain size < 0.15 mm, Sieve | % | 27 | 73 | 93 | 7 | 17 | 83 |
| 0.11 | SIEVE0.11MM | Grain size < 0.11 mm, Sieve | % | 22 | 78 | 91 | 9 | 12 | 88 |
| 0.075 | SIEVE0.075MM | Grain size < 0.075 mm, Sieve | % | 20 | 80 | 83 | 17 | 11 | 89 |
| 0.0379 | HYD-37.9 | Grain size < 0.0379 mm, Hydrometer | % | | | | | | |
| 0.0365 | HYD-36.5 | Grain size < 0.0365 mm, Hydrometer | % | | | | | | |
| 0.0362 | HYD-36.2 | Grain size < 0.0362 mm, Hydrometer | % | 14 | 86 | | | | |
| 0.0361 | HYD-36.1 | Grain size < 0.0361 mm, Hydrometer | % | | | | | | |
| 0.0357 | HYD-35.7 | Grain size < 0.0357 mm, Hydrometer | % | | | | | | |
| 0.0353 | HYD-35.3 | Grain size < 0.0353 mm, Hydrometer | % | | | | | | |
| 0.035 | HYD-35.0 | Grain size < 0.0350 mm, Hydrometer | % | | | | | | |
| 0.0349 | HYD-34.9 | Grain size < 0.0349 mm, Hydrometer | % | | | | | | |
| 0.0347 | HYD-34.7 | Grain size < 0.0347 mm, Hydrometer | % | | | | | | |
| 0.0344 | HYD-34.4 | Grain size < 0.0344 mm, Hydrometer | % | | | | | | |
| 0.0342 | HYD-34.2 | Grain size < 0.0342 mm, Hydrometer | % | | | | | | |
| 0.034 | HYD-34.0 | Grain size < 0.0340 mm, Hydrometer | % | | | | | | |
| 0.0337 | HYD-33.7 | Grain size < 0.0337 mm, Hydrometer | % | | | | | | |
| 0.0336 | HYD-33.6 | Grain size < 0.0336 mm, Hydrometer | % | | | | | | |
| 0.0333 | HYD-33.3 | Grain size < 0.0333 mm, Hydrometer | % | | | | | | |
| 0.0329 | HYD-32.9 | Grain size < 0.0329 mm, Hydrometer | % | | | | | | |
| 0.0327 | HYD-32.7 | Grain size < 0.0327 mm, Hydrometer | % | | | | | | |
| 0.0325 | HYD-32.5 | Grain size < 0.0325 mm, Hydrometer | % | | | | | | |
| 0.0324 | HYD-32.4 | Grain size < 0.0324 mm, Hydrometer | % | | | | | | |

| | | | | | | | |
|---|---|---|---|---|---|---|---|
| | | | | % pass through | % retained | % pass through | % retained |
| | | | SYS_LOC_CODE | 349 | 349 | 352 | 352 |
| | | | DEPTH_INTERVAL | 0 - 2 cm | 0 - 2 cm | 0 - 2 cm | 0 - 2 cm |
| | | | SAMPLE_TYPE_CODE | N | N | N | N |
| | | | SYS_SAMPLE_CODE | S-349-20FSP20-01 | S-349-20FSP20-01 | S-352-20FSP20-01 | S-352-20FSP20-01 |
| size_mm | CAS_RN | CHEMICAL_NAME | units | v | v | v | v |
| 37.5 | SIEVE37.5MM | Grain size < 37.5 mm, Sieve | % | | | | |
| 25 | SIEVE25.0MM | Grain size < 25 mm, Sieve | % | | | | |
| 19 | SIEVE19.0MM | Grain size < 19 mm, Sieve | % | | | 100 | 0 |
| 12.5 | SIEVE12.5MM | Grain size < 12.5 mm, Sieve | % | | | 89 | 11 |
| 9.5 | SIEVE9.5MM | Grain size < 9.5 mm, Sieve | % | | | 89 | 11 |
| 4.75 | SIEVE4.75MM | Grain size < 4.75 mm, Sieve | % | 100 | 0 | 78 | 22 |
| 2 | SIEVE2.0MM | Grain size < 2 mm, Sieve | % | 99 | 1 | 61 | 39 |
| 0.85 | SIEVE0.85MM | Grain size < 0.85 mm, Sieve | % | 99 | 1 | 44 | 56 |
| 0.42 | SIEVE0.42MM | Grain size < 0.42 mm, Sieve | % | 97 | 3 | 23 | 77 |
| 0.25 | SIEVE0.25MM | Grain size < 0.25 mm, Sieve | % | 93 | 7 | 13 | 87 |
| 0.15 | SIEVE0.15MM | Grain size < 0.15 mm, Sieve | % | 90 | 10 | 10 | 90 |
| 0.11 | SIEVE0.11MM | Grain size < 0.11 mm, Sieve | % | 83 | 17 | 9 | 91 |
| 0.075 | SIEVE0.075MM | Grain size < 0.075 mm, Sieve | % | 69 | 31 | 8.4 | 91.6 |
| 0.0379 | HYD-37.9 | Grain size < 0.0379 mm, Hydrometer | % | | | | |
| 0.0365 | HYD-36.5 | Grain size < 0.0365 mm, Hydrometer | % | | | | |
| 0.0362 | HYD-36.2 | Grain size < 0.0362 mm, Hydrometer | % | | | | |
| 0.0361 | HYD-36.1 | Grain size < 0.0361 mm, Hydrometer | % | | | | |
| 0.0357 | HYD-35.7 | Grain size < 0.0357 mm, Hydrometer | % | | | | |
| 0.0353 | HYD-35.3 | Grain size < 0.0353 mm, Hydrometer | % | | | | |
| 0.035 | HYD-35.0 | Grain size < 0.0350 mm, Hydrometer | % | | | | |
| 0.0349 | HYD-34.9 | Grain size < 0.0349 mm, Hydrometer | % | | | | |
| 0.0347 | HYD-34.7 | Grain size < 0.0347 mm, Hydrometer | % | | | | |
| 0.0344 | HYD-34.4 | Grain size < 0.0344 mm, Hydrometer | % | | | 8 | 92 |
| 0.0342 | HYD-34.2 | Grain size < 0.0342 mm, Hydrometer | % | | | | |
| 0.034 | HYD-34.0 | Grain size < 0.0340 mm, Hydrometer | % | 31 | 69 | | |
| 0.0337 | HYD-33.7 | Grain size < 0.0337 mm, Hydrometer | % | | | | |
| 0.0336 | HYD-33.6 | Grain size < 0.0336 mm, Hydrometer | % | | | | |
| 0.0333 | HYD-33.3 | Grain size < 0.0333 mm, Hydrometer | % | | | | |
| 0.0329 | HYD-32.9 | Grain size < 0.0329 mm, Hydrometer | % | | | | |
| 0.0327 | HYD-32.7 | Grain size < 0.0327 mm, Hydrometer | % | | | | |
| 0.0325 | HYD-32.5 | Grain size < 0.0325 mm, Hydrometer | % | | | | |
| 0.0324 | HYD-32.4 | Grain size < 0.0324 mm, Hydrometer | % | | | | |

| | | | | % pass through | % retained | % pass through | % retained | % pass through | % retained |
|---|---|---|---|---|---|---|---|---|---|
| | | | SYS_LOC_CODE | 105 | 105 | 108 | 108 | 109 | 109 |
| | | | DEPTH_INTERVAL | 0 - 2 cm | 0 - 2 cm | 0 - 2 cm | 0 - 2 cm | 0 - 2 cm | 0 - 2 cm |
| | | | SAMPLE_TYPE_CODE | N | N | N | N | N | N |
| | | | SYS_SAMPLE_CODE | S-105-20FSP20-01 | S-105-20FSP20-01 | S-108-20FSP20-01 | S-108-20FSP20-01 | S-109-20FSP20-01 | S-109-20FSP20-01 |
| 0.0321 | HYD-32.1 | Grain size < 0.0321 mm, Hydrometer | % | | | | | | |
| 0.032 | HYD-32.0 | Grain size < 0.0320 mm, Hydrometer | % | | | | | | |
| 0.0319 | HYD-31.9 | Grain size < 0.0319 mm, Hydrometer | % | | | | | | |
| 0.0318 | HYD-31.8 | Grain size < 0.0318 mm, Hydrometer | % | | | 86 | 14 | | |
| 0.0316 | HYD-31.6 | Grain size < 0.0316 mm, Hydrometer | % | | | | | 81 | 19 |
| 0.0314 | HYD-31.4 | Grain size < 0.0314 mm, Hydrometer | % | | | | | | |
| 0.0313 | HYD-31.3 | Grain size < 0.0313 mm, Hydrometer | % | | | | | | |
| 0.0307 | HYD-30.7 | Grain size < 0.0307 mm, Hydrometer | % | | | | | | |
| 0.0306 | HYD-30.6 | Grain size < 0.0306 mm, Hydrometer | % | | | | | | |
| 0.0305 | HYD-30.5 | Grain size < 0.0305 mm, Hydrometer | % | | | | | | |
| 0.0304 | HYD-30.4 | Grain size < 0.0304 mm, Hydrometer | % | | | | | | |
| 0.0302 | HYD-30.2 | Grain size < 0.0302 mm, Hydrometer | % | | | | | | |
| 0.03 | HYD-30.0 | Grain size < 0.0300 mm, Hydrometer | % | | | | | | |
| 0.0299 | HYD-29.9 | Grain size < 0.0299 mm, Hydrometer | % | | | | | | |
| 0.0297 | HYD-29.7 | Grain size < 0.0297 mm, Hydrometer | % | | | | | | |
| 0.0296 | HYD-29.6 | Grain size < 0.0296 mm, Hydrometer | % | | | | | | |
| 0.0294 | HYD-29.4 | Grain size < 0.0294 mm, Hydrometer | % | | | | | | |
| 0.0292 | HYD-29.2 | Grain size < 0.0292 mm, Hydrometer | % | | | | | | |
| 0.029 | HYD-29.0 | Grain size < 0.0290 mm, Hydrometer | % | | | | | | |
| 0.0289 | HYD-28.9 | Grain size < 0.0289 mm, Hydrometer | % | | | | | | |
| 0.0288 | HYD-28.8 | Grain size < 0.0288 mm, Hydrometer | % | | | | | | |
| 0.0287 | HYD-28.7 | Grain size < 0.0287 mm, Hydrometer | % | | | | | | |
| 0.0286 | HYD-28.6 | Grain size < 0.0286 mm, Hydrometer | % | | | | | | |
| 0.0284 | HYD-28.4 | Grain size < 0.0284 mm, Hydrometer | % | | | | | | |
| 0.0282 | HYD-28.2 | Grain size < 0.0282 mm, Hydrometer | % | | | | | | |
| 0.028 | HYD-28.0 | Grain size < 0.0280 mm, Hydrometer | % | | | | | | |
| 0.0276 | HYD-27.6 | Grain size < 0.0276 mm, Hydrometer | % | | | | | | |
| 0.0273 | HYD-27.3 | Grain size < 0.0273 mm, Hydrometer | % | | | | | | |
| 0.0271 | HYD-27.1 | Grain size < 0.0271 mm, Hydrometer | % | | | | | | |
| 0.0269 | HYD-26.9 | Grain size < 0.0269 mm, Hydrometer | % | | | | | | |
| 0.0265 | HYD-26.5 | Grain size < 0.0265 mm, Hydrometer | % | | | | | | |
| 0.0263 | HYD-26.3 | Grain size < 0.0263 mm, Hydrometer | % | | | | | | |
| 0.0261 | HYD-26.1 | Grain size < 0.0261 mm, Hydrometer | % | | | | | | |
| 0.0256 | HYD-25.6 | Grain size < 0.0256 mm, Hydrometer | % | | | | | | |
| 0.0252 | HYD-25.2 | Grain size < 0.0252 mm, Hydrometer | % | | | | | | |

| | | | | | | | | | |
|---|---|---|---|---|---|---|---|---|---|
| | | | | % pass through | % retained | % pass through | % retained | % pass through | % retained |
| | | | SYS_LOC_CODE | 111 | 111 | 114 | 114 | 115 | 115 |
| | | | DEPTH_INTERVAL | 0 - 2 cm | 0 - 2 cm | 0 - 2 cm | 0 - 2 cm | 0 - 2 cm | 0 - 2 cm |
| | | | SAMPLE_TYPE_CODE | N | N | N | N | N | N |
| | | | SYS_SAMPLE_CODE | S-111-20FSP20-01 | S-111-20FSP20-01 | S-114-20FSP20-01 | S-114-20FSP20-01 | S-115-20FSP20-01 | S-115-20FSP20-01 |
| 0.0321 | HYD-32.1 | Grain size < 0.0321 mm, Hydrometer | % | | | | | | |
| 0.032 | HYD-32.0 | Grain size < 0.0320 mm, Hydrometer | % | | | | | | |
| 0.0319 | HYD-31.9 | Grain size < 0.0319 mm, Hydrometer | % | | | | | | |
| 0.0318 | HYD-31.8 | Grain size < 0.0318 mm, Hydrometer | % | | | | | | |
| 0.0316 | HYD-31.6 | Grain size < 0.0316 mm, Hydrometer | % | | | | | | |
| 0.0314 | HYD-31.4 | Grain size < 0.0314 mm, Hydrometer | % | | | | | | |
| 0.0313 | HYD-31.3 | Grain size < 0.0313 mm, Hydrometer | % | | | | | | |
| 0.0307 | HYD-30.7 | Grain size < 0.0307 mm, Hydrometer | % | | | | | | |
| 0.0306 | HYD-30.6 | Grain size < 0.0306 mm, Hydrometer | % | | | | | | |
| 0.0305 | HYD-30.5 | Grain size < 0.0305 mm, Hydrometer | % | 84 | 16 | | | | |
| 0.0304 | HYD-30.4 | Grain size < 0.0304 mm, Hydrometer | % | | | | | | |
| 0.0302 | HYD-30.2 | Grain size < 0.0302 mm, Hydrometer | % | | | | | | |
| 0.03 | HYD-30.0 | Grain size < 0.0300 mm, Hydrometer | % | | | | | | |
| 0.0299 | HYD-29.9 | Grain size < 0.0299 mm, Hydrometer | % | | | | | | |
| 0.0297 | HYD-29.7 | Grain size < 0.0297 mm, Hydrometer | % | | | | | | |
| 0.0296 | HYD-29.6 | Grain size < 0.0296 mm, Hydrometer | % | | | | | | |
| 0.0294 | HYD-29.4 | Grain size < 0.0294 mm, Hydrometer | % | | | | | 77 | 23 |
| 0.0292 | HYD-29.2 | Grain size < 0.0292 mm, Hydrometer | % | | | | | | |
| 0.029 | HYD-29.0 | Grain size < 0.0290 mm, Hydrometer | % | | | | | | |
| 0.0289 | HYD-28.9 | Grain size < 0.0289 mm, Hydrometer | % | | | | | | |
| 0.0288 | HYD-28.8 | Grain size < 0.0288 mm, Hydrometer | % | | | | | | |
| 0.0287 | HYD-28.7 | Grain size < 0.0287 mm, Hydrometer | % | | | | | | |
| 0.0286 | HYD-28.6 | Grain size < 0.0286 mm, Hydrometer | % | | | | | | |
| 0.0284 | HYD-28.4 | Grain size < 0.0284 mm, Hydrometer | % | | | | | | |
| 0.0282 | HYD-28.2 | Grain size < 0.0282 mm, Hydrometer | % | | | | | | |
| 0.028 | HYD-28.0 | Grain size < 0.0280 mm, Hydrometer | % | | | | | | |
| 0.0276 | HYD-27.6 | Grain size < 0.0276 mm, Hydrometer | % | | | | | | |
| 0.0273 | HYD-27.3 | Grain size < 0.0273 mm, Hydrometer | % | | | | | | |
| 0.0271 | HYD-27.1 | Grain size < 0.0271 mm, Hydrometer | % | | | | | | |
| 0.0269 | HYD-26.9 | Grain size < 0.0269 mm, Hydrometer | % | | | | | | |
| 0.0265 | HYD-26.5 | Grain size < 0.0265 mm, Hydrometer | % | | | | | | |
| 0.0263 | HYD-26.3 | Grain size < 0.0263 mm, Hydrometer | % | | | | | | |
| 0.0261 | HYD-26.1 | Grain size < 0.0261 mm, Hydrometer | % | | | | | | |
| 0.0256 | HYD-25.6 | Grain size < 0.0256 mm, Hydrometer | % | | | | | | |
| 0.0252 | HYD-25.2 | Grain size < 0.0252 mm, Hydrometer | % | | | | | | |

| | | | | | | | | | |
|---|---|---|---|---|---|---|---|---|---|
| | | | | % pass through | % retained | % pass through | % retained | % pass through | % retained |
| | | | SYS_LOC_CODE | 117 | 117 | 120 | 120 | 121 | 121 |
| | | | DEPTH_INTERVAL | 0 - 2 cm | 0 - 2 cm | 0 - 2 cm | 0 - 2 cm | 0 - 2 cm | 0 - 2 cm |
| | | | SAMPLE_TYPE_CODE | N | N | N | N | N | N |
| | | | SYS_SAMPLE_CODE | S-117-20FSP20-01 | S-117-20FSP20-01 | S-120-20FSP20-01 | S-120-20FSP20-01 | S-121-20FSP20-01 | S-121-20FSP20-01 |
| 0.0321 | HYD-32.1 | Grain size < 0.0321 mm, Hydrometer | % | | | | | | |
| 0.032 | HYD-32.0 | Grain size < 0.0320 mm, Hydrometer | % | | | | | | |
| 0.0319 | HYD-31.9 | Grain size < 0.0319 mm, Hydrometer | % | | | | | | |
| 0.0318 | HYD-31.8 | Grain size < 0.0318 mm, Hydrometer | % | | | | | | |
| 0.0316 | HYD-31.6 | Grain size < 0.0316 mm, Hydrometer | % | | | | | | |
| 0.0314 | HYD-31.4 | Grain size < 0.0314 mm, Hydrometer | % | | | | | | |
| 0.0313 | HYD-31.3 | Grain size < 0.0313 mm, Hydrometer | % | | | | | | |
| 0.0307 | HYD-30.7 | Grain size < 0.0307 mm, Hydrometer | % | | | | | | |
| 0.0306 | HYD-30.6 | Grain size < 0.0306 mm, Hydrometer | % | | | | | | |
| 0.0305 | HYD-30.5 | Grain size < 0.0305 mm, Hydrometer | % | | | | | | |
| 0.0304 | HYD-30.4 | Grain size < 0.0304 mm, Hydrometer | % | | | | | | |
| 0.0302 | HYD-30.2 | Grain size < 0.0302 mm, Hydrometer | % | | | | | | |
| 0.03 | HYD-30.0 | Grain size < 0.0300 mm, Hydrometer | % | | | | | | |
| 0.0299 | HYD-29.9 | Grain size < 0.0299 mm, Hydrometer | % | | | | | | |
| 0.0297 | HYD-29.7 | Grain size < 0.0297 mm, Hydrometer | % | | | | | | |
| 0.0296 | HYD-29.6 | Grain size < 0.0296 mm, Hydrometer | % | | | | | | |
| 0.0294 | HYD-29.4 | Grain size < 0.0294 mm, Hydrometer | % | | | | | | |
| 0.0292 | HYD-29.2 | Grain size < 0.0292 mm, Hydrometer | % | | | | | | |
| 0.029 | HYD-29.0 | Grain size < 0.0290 mm, Hydrometer | % | | | | | | |
| 0.0289 | HYD-28.9 | Grain size < 0.0289 mm, Hydrometer | % | | | | | | |
| 0.0288 | HYD-28.8 | Grain size < 0.0288 mm, Hydrometer | % | | | | | | |
| 0.0287 | HYD-28.7 | Grain size < 0.0287 mm, Hydrometer | % | | | | | | |
| 0.0286 | HYD-28.6 | Grain size < 0.0286 mm, Hydrometer | % | | | | | | |
| 0.0284 | HYD-28.4 | Grain size < 0.0284 mm, Hydrometer | % | 75 | 25 | | | | |
| 0.0282 | HYD-28.2 | Grain size < 0.0282 mm, Hydrometer | % | | | | | | |
| 0.028 | HYD-28.0 | Grain size < 0.0280 mm, Hydrometer | % | | | | | | |
| 0.0276 | HYD-27.6 | Grain size < 0.0276 mm, Hydrometer | % | | | 72 | 28 | | |
| 0.0273 | HYD-27.3 | Grain size < 0.0273 mm, Hydrometer | % | | | | | | |
| 0.0271 | HYD-27.1 | Grain size < 0.0271 mm, Hydrometer | % | | | | | | |
| 0.0269 | HYD-26.9 | Grain size < 0.0269 mm, Hydrometer | % | | | | | | |
| 0.0265 | HYD-26.5 | Grain size < 0.0265 mm, Hydrometer | % | | | | | | |
| 0.0263 | HYD-26.3 | Grain size < 0.0263 mm, Hydrometer | % | | | | | | |
| 0.0261 | HYD-26.1 | Grain size < 0.0261 mm, Hydrometer | % | | | | | | |
| 0.0256 | HYD-25.6 | Grain size < 0.0256 mm, Hydrometer | % | | | | | | |
| 0.0252 | HYD-25.2 | Grain size < 0.0252 mm, Hydrometer | % | | | | | | |

| | | | | | | | | | |
|---|---|---|---|---|---|---|---|---|---|
| | | | | % pass through | % retained | % pass through | % retained | % pass through | % retained |
| | | | SYS_LOC_CODE | 123 | 123 | 123 | 123 | 125 | 125 |
| | | | DEPTH_INTERVAL | 0 - 2 cm | 0 - 2 cm | 0 - 2 cm | 0 - 2 cm | 0 - 2 cm | 0 - 2 cm |
| | | | SAMPLE_TYPE_CODE | N | N | FD | FD | N | N |
| | | | SYS_SAMPLE_CODE | S-123-20FSP20-01 | S-123-20FSP20-01 | S-123-20FSP20-01-REP | S-123-20FSP20-01-REP | S-125-20FSP20-01 | S-125-20FSP20-01 |
| 0.0321 | HYD-32.1 | Grain size < 0.0321 mm, Hydrometer | % | | | | | | |
| 0.032 | HYD-32.0 | Grain size < 0.0320 mm, Hydrometer | % | | | | | | |
| 0.0319 | HYD-31.9 | Grain size < 0.0319 mm, Hydrometer | % | | | | | | |
| 0.0318 | HYD-31.8 | Grain size < 0.0318 mm, Hydrometer | % | | | | | | |
| 0.0316 | HYD-31.6 | Grain size < 0.0316 mm, Hydrometer | % | | | | | | |
| 0.0314 | HYD-31.4 | Grain size < 0.0314 mm, Hydrometer | % | | | | | | |
| 0.0313 | HYD-31.3 | Grain size < 0.0313 mm, Hydrometer | % | | | | | | |
| 0.0307 | HYD-30.7 | Grain size < 0.0307 mm, Hydrometer | % | | | | | | |
| 0.0306 | HYD-30.6 | Grain size < 0.0306 mm, Hydrometer | % | | | | | | |
| 0.0305 | HYD-30.5 | Grain size < 0.0305 mm, Hydrometer | % | | | | | | |
| 0.0304 | HYD-30.4 | Grain size < 0.0304 mm, Hydrometer | % | | | | | | |
| 0.0302 | HYD-30.2 | Grain size < 0.0302 mm, Hydrometer | % | | | | | | |
| 0.03 | HYD-30.0 | Grain size < 0.0300 mm, Hydrometer | % | | | | | | |
| 0.0299 | HYD-29.9 | Grain size < 0.0299 mm, Hydrometer | % | 78 | 22 | | | | |
| 0.0297 | HYD-29.7 | Grain size < 0.0297 mm, Hydrometer | % | | | | | | |
| 0.0296 | HYD-29.6 | Grain size < 0.0296 mm, Hydrometer | % | | | | | | |
| 0.0294 | HYD-29.4 | Grain size < 0.0294 mm, Hydrometer | % | | | | | | |
| 0.0292 | HYD-29.2 | Grain size < 0.0292 mm, Hydrometer | % | | | | | | |
| 0.029 | HYD-29.0 | Grain size < 0.0290 mm, Hydrometer | % | | | | | | |
| 0.0289 | HYD-28.9 | Grain size < 0.0289 mm, Hydrometer | % | | | | | | |
| 0.0288 | HYD-28.8 | Grain size < 0.0288 mm, Hydrometer | % | | | | | | |
| 0.0287 | HYD-28.7 | Grain size < 0.0287 mm, Hydrometer | % | | | | | | |
| 0.0286 | HYD-28.6 | Grain size < 0.0286 mm, Hydrometer | % | | | | | | |
| 0.0284 | HYD-28.4 | Grain size < 0.0284 mm, Hydrometer | % | | | | | | |
| 0.0282 | HYD-28.2 | Grain size < 0.0282 mm, Hydrometer | % | | | | | | |
| 0.028 | HYD-28.0 | Grain size < 0.0280 mm, Hydrometer | % | | | | | | |
| 0.0276 | HYD-27.6 | Grain size < 0.0276 mm, Hydrometer | % | | | | | | |
| 0.0273 | HYD-27.3 | Grain size < 0.0273 mm, Hydrometer | % | | | | | | |
| 0.0271 | HYD-27.1 | Grain size < 0.0271 mm, Hydrometer | % | | | | | | |
| 0.0269 | HYD-26.9 | Grain size < 0.0269 mm, Hydrometer | % | | | | | | |
| 0.0265 | HYD-26.5 | Grain size < 0.0265 mm, Hydrometer | % | | | 73 | 27 | | |
| 0.0263 | HYD-26.3 | Grain size < 0.0263 mm, Hydrometer | % | | | | | | |
| 0.0261 | HYD-26.1 | Grain size < 0.0261 mm, Hydrometer | % | | | | | | |
| 0.0256 | HYD-25.6 | Grain size < 0.0256 mm, Hydrometer | % | | | | | | |
| 0.0252 | HYD-25.2 | Grain size < 0.0252 mm, Hydrometer | % | | | | | | |

| | | | | | | | | | |
|---|---|---|---|---|---|---|---|---|---|
| | | | | % pass through | % retained | % pass through | % retained | % pass through | % retained |
| | | | SYS_LOC_CODE | 126 | 126 | 128 | 128 | 130 | 130 |
| | | | DEPTH_INTERVAL | 0 - 2 cm | 0 - 2 cm | 0 - 2 cm | 0 - 2 cm | 0 - 2 cm | 0 - 2 cm |
| | | | SAMPLE_TYPE_CODE | N | N | N | N | N | N |
| | | | SYS_SAMPLE_CODE | S-126-20FSP20-01 | S-126-20FSP20-01 | S-128-20FSP20-01 | S-128-20FSP20-01 | S-130-20FSP20-01 | S-130-20FSP20-01 |
| 0.0321 | HYD-32.1 | Grain size < 0.0321 mm, Hydrometer | % | | | | | | |
| 0.032 | HYD-32.0 | Grain size < 0.0320 mm, Hydrometer | % | | | | | | |
| 0.0319 | HYD-31.9 | Grain size < 0.0319 mm, Hydrometer | % | | | | | | |
| 0.0318 | HYD-31.8 | Grain size < 0.0318 mm, Hydrometer | % | | | | | | |
| 0.0316 | HYD-31.6 | Grain size < 0.0316 mm, Hydrometer | % | | | | | | |
| 0.0314 | HYD-31.4 | Grain size < 0.0314 mm, Hydrometer | % | | | | | | |
| 0.0313 | HYD-31.3 | Grain size < 0.0313 mm, Hydrometer | % | | | | | | |
| 0.0307 | HYD-30.7 | Grain size < 0.0307 mm, Hydrometer | % | | | | | | |
| 0.0306 | HYD-30.6 | Grain size < 0.0306 mm, Hydrometer | % | | | | | | |
| 0.0305 | HYD-30.5 | Grain size < 0.0305 mm, Hydrometer | % | | | | | | |
| 0.0304 | HYD-30.4 | Grain size < 0.0304 mm, Hydrometer | % | | | | | | |
| 0.0302 | HYD-30.2 | Grain size < 0.0302 mm, Hydrometer | % | | | | | | |
| 0.03 | HYD-30.0 | Grain size < 0.0300 mm, Hydrometer | % | | | | | | |
| 0.0299 | HYD-29.9 | Grain size < 0.0299 mm, Hydrometer | % | | | | | | |
| 0.0297 | HYD-29.7 | Grain size < 0.0297 mm, Hydrometer | % | | | | | | |
| 0.0296 | HYD-29.6 | Grain size < 0.0296 mm, Hydrometer | % | | | 66 | 34 | | |
| 0.0294 | HYD-29.4 | Grain size < 0.0294 mm, Hydrometer | % | | | | | | |
| 0.0292 | HYD-29.2 | Grain size < 0.0292 mm, Hydrometer | % | | | | | | |
| 0.029 | HYD-29.0 | Grain size < 0.0290 mm, Hydrometer | % | | | | | | |
| 0.0289 | HYD-28.9 | Grain size < 0.0289 mm, Hydrometer | % | | | | | | |
| 0.0288 | HYD-28.8 | Grain size < 0.0288 mm, Hydrometer | % | | | | | | |
| 0.0287 | HYD-28.7 | Grain size < 0.0287 mm, Hydrometer | % | | | | | | |
| 0.0286 | HYD-28.6 | Grain size < 0.0286 mm, Hydrometer | % | | | | | | |
| 0.0284 | HYD-28.4 | Grain size < 0.0284 mm, Hydrometer | % | | | | | | |
| 0.0282 | HYD-28.2 | Grain size < 0.0282 mm, Hydrometer | % | | | | | | |
| 0.028 | HYD-28.0 | Grain size < 0.0280 mm, Hydrometer | % | | | | | | |
| 0.0276 | HYD-27.6 | Grain size < 0.0276 mm, Hydrometer | % | | | | | | |
| 0.0273 | HYD-27.3 | Grain size < 0.0273 mm, Hydrometer | % | | | | | | |
| 0.0271 | HYD-27.1 | Grain size < 0.0271 mm, Hydrometer | % | | | | | | |
| 0.0269 | HYD-26.9 | Grain size < 0.0269 mm, Hydrometer | % | | | | | | |
| 0.0265 | HYD-26.5 | Grain size < 0.0265 mm, Hydrometer | % | | | | | | |
| 0.0263 | HYD-26.3 | Grain size < 0.0263 mm, Hydrometer | % | | | | | | |
| 0.0261 | HYD-26.1 | Grain size < 0.0261 mm, Hydrometer | % | | | | | | |
| 0.0256 | HYD-25.6 | Grain size < 0.0256 mm, Hydrometer | % | | | | | | |
| 0.0252 | HYD-25.2 | Grain size < 0.0252 mm, Hydrometer | % | 5 | 95 | | | | |

| | | | | | | | | | |
|---|---|---|---|---|---|---|---|---|---|
| | | | | % pass through | % retained | % pass through | % retained | % pass through | % retained |
| | | | SYS_LOC_CODE | 131 | 131 | 134 | 134 | 135 | 135 |
| | | | DEPTH_INTERVAL | 0 - 2 cm | 0 - 2 cm | 0 - 2 cm | 0 - 2 cm | 0 - 2 cm | 0 - 2 cm |
| | | | SAMPLE_TYPE_CODE | N | N | N | N | N | N |
| | | | SYS_SAMPLE_CODE | S-131-20FSP20-01 | S-131-20FSP20-01 | S-134-20FSP20-01 | S-134-20FSP20-01 | S-135-20FSP20-01 | S-135-20FSP20-01 |
| 0.0321 | HYD-32.1 | Grain size < 0.0321 mm, Hydrometer | % | | | | | | |
| 0.032 | HYD-32.0 | Grain size < 0.0320 mm, Hydrometer | % | | | | | | |
| 0.0319 | HYD-31.9 | Grain size < 0.0319 mm, Hydrometer | % | | | 78 | 22 | | |
| 0.0318 | HYD-31.8 | Grain size < 0.0318 mm, Hydrometer | % | | | | | | |
| 0.0316 | HYD-31.6 | Grain size < 0.0316 mm, Hydrometer | % | | | | | | |
| 0.0314 | HYD-31.4 | Grain size < 0.0314 mm, Hydrometer | % | | | | | | |
| 0.0313 | HYD-31.3 | Grain size < 0.0313 mm, Hydrometer | % | | | | | | |
| 0.0307 | HYD-30.7 | Grain size < 0.0307 mm, Hydrometer | % | | | | | | |
| 0.0306 | HYD-30.6 | Grain size < 0.0306 mm, Hydrometer | % | | | | | | |
| 0.0305 | HYD-30.5 | Grain size < 0.0305 mm, Hydrometer | % | | | | | | |
| 0.0304 | HYD-30.4 | Grain size < 0.0304 mm, Hydrometer | % | | | | | | |
| 0.0302 | HYD-30.2 | Grain size < 0.0302 mm, Hydrometer | % | | | | | | |
| 0.03 | HYD-30.0 | Grain size < 0.0300 mm, Hydrometer | % | | | | | | |
| 0.0299 | HYD-29.9 | Grain size < 0.0299 mm, Hydrometer | % | | | | | | |
| 0.0297 | HYD-29.7 | Grain size < 0.0297 mm, Hydrometer | % | | | | | | |
| 0.0296 | HYD-29.6 | Grain size < 0.0296 mm, Hydrometer | % | | | | | | |
| 0.0294 | HYD-29.4 | Grain size < 0.0294 mm, Hydrometer | % | | | | | | |
| 0.0292 | HYD-29.2 | Grain size < 0.0292 mm, Hydrometer | % | | | | | | |
| 0.029 | HYD-29.0 | Grain size < 0.0290 mm, Hydrometer | % | | | | | | |
| 0.0289 | HYD-28.9 | Grain size < 0.0289 mm, Hydrometer | % | | | | | | |
| 0.0288 | HYD-28.8 | Grain size < 0.0288 mm, Hydrometer | % | | | | | | |
| 0.0287 | HYD-28.7 | Grain size < 0.0287 mm, Hydrometer | % | | | | | | |
| 0.0286 | HYD-28.6 | Grain size < 0.0286 mm, Hydrometer | % | | | | | | |
| 0.0284 | HYD-28.4 | Grain size < 0.0284 mm, Hydrometer | % | | | | | | |
| 0.0282 | HYD-28.2 | Grain size < 0.0282 mm, Hydrometer | % | | | | | | |
| 0.028 | HYD-28.0 | Grain size < 0.0280 mm, Hydrometer | % | | | | | | |
| 0.0276 | HYD-27.6 | Grain size < 0.0276 mm, Hydrometer | % | | | | | | |
| 0.0273 | HYD-27.3 | Grain size < 0.0273 mm, Hydrometer | % | | | | | | |
| 0.0271 | HYD-27.1 | Grain size < 0.0271 mm, Hydrometer | % | | | | | | |
| 0.0269 | HYD-26.9 | Grain size < 0.0269 mm, Hydrometer | % | | | | | | |
| 0.0265 | HYD-26.5 | Grain size < 0.0265 mm, Hydrometer | % | | | | | | |
| 0.0263 | HYD-26.3 | Grain size < 0.0263 mm, Hydrometer | % | | | | | | |
| 0.0261 | HYD-26.1 | Grain size < 0.0261 mm, Hydrometer | % | | | | | | |
| 0.0256 | HYD-25.6 | Grain size < 0.0256 mm, Hydrometer | % | | | | | | |
| 0.0252 | HYD-25.2 | Grain size < 0.0252 mm, Hydrometer | % | | | | | | |

| | | | | | | | | | |
|---|---|---|---|---|---|---|---|---|---|
| | | | | % pass through | % retained | % pass through | % retained | % pass through | % retained |
| | | | SYS_LOC_CODE | 138 | 138 | 139 | 139 | 140 | 140 |
| | | | DEPTH_INTERVAL | 0 - 2 cm | 0 - 2 cm | 0 - 2 cm | 0 - 2 cm | 0 - 2 cm | 0 - 2 cm |
| | | | SAMPLE_TYPE_CODE | N | N | N | N | N | N |
| | | | SYS_SAMPLE_CODE | S-138-20FSP20-01 | S-138-20FSP20-01 | S-139-20FSP20-01 | S-139-20FSP20-01 | S-140-20FSP20-01 | S-140-20FSP20-01 |
| 0.0321 | HYD-32.1 | Grain size < 0.0321 mm, Hydrometer | % | | | | | | |
| 0.032 | HYD-32.0 | Grain size < 0.0320 mm, Hydrometer | % | | | | | | |
| 0.0319 | HYD-31.9 | Grain size < 0.0319 mm, Hydrometer | % | | | | | | |
| 0.0318 | HYD-31.8 | Grain size < 0.0318 mm, Hydrometer | % | | | | | | |
| 0.0316 | HYD-31.6 | Grain size < 0.0316 mm, Hydrometer | % | | | | | | |
| 0.0314 | HYD-31.4 | Grain size < 0.0314 mm, Hydrometer | % | | | | | | |
| 0.0313 | HYD-31.3 | Grain size < 0.0313 mm, Hydrometer | % | | | | | | |
| 0.0307 | HYD-30.7 | Grain size < 0.0307 mm, Hydrometer | % | | | | | | |
| 0.0306 | HYD-30.6 | Grain size < 0.0306 mm, Hydrometer | % | | | | | | |
| 0.0305 | HYD-30.5 | Grain size < 0.0305 mm, Hydrometer | % | | | | | | |
| 0.0304 | HYD-30.4 | Grain size < 0.0304 mm, Hydrometer | % | | | | | | |
| 0.0302 | HYD-30.2 | Grain size < 0.0302 mm, Hydrometer | % | | | | | | |
| 0.03 | HYD-30.0 | Grain size < 0.0300 mm, Hydrometer | % | 81 | 19 | | | | |
| 0.0299 | HYD-29.9 | Grain size < 0.0299 mm, Hydrometer | % | | | | | | |
| 0.0297 | HYD-29.7 | Grain size < 0.0297 mm, Hydrometer | % | | | | | | |
| 0.0296 | HYD-29.6 | Grain size < 0.0296 mm, Hydrometer | % | | | | | | |
| 0.0294 | HYD-29.4 | Grain size < 0.0294 mm, Hydrometer | % | | | | | | |
| 0.0292 | HYD-29.2 | Grain size < 0.0292 mm, Hydrometer | % | | | | | | |
| 0.029 | HYD-29.0 | Grain size < 0.0290 mm, Hydrometer | % | | | | | | |
| 0.0289 | HYD-28.9 | Grain size < 0.0289 mm, Hydrometer | % | | | | | | |
| 0.0288 | HYD-28.8 | Grain size < 0.0288 mm, Hydrometer | % | | | | | | |
| 0.0287 | HYD-28.7 | Grain size < 0.0287 mm, Hydrometer | % | | | | | | |
| 0.0286 | HYD-28.6 | Grain size < 0.0286 mm, Hydrometer | % | | | | | | |
| 0.0284 | HYD-28.4 | Grain size < 0.0284 mm, Hydrometer | % | | | | | | |
| 0.0282 | HYD-28.2 | Grain size < 0.0282 mm, Hydrometer | % | | | | | | |
| 0.028 | HYD-28.0 | Grain size < 0.0280 mm, Hydrometer | % | | | | | | |
| 0.0276 | HYD-27.6 | Grain size < 0.0276 mm, Hydrometer | % | | | | | | |
| 0.0273 | HYD-27.3 | Grain size < 0.0273 mm, Hydrometer | % | | | | | | |
| 0.0271 | HYD-27.1 | Grain size < 0.0271 mm, Hydrometer | % | | | | | | |
| 0.0269 | HYD-26.9 | Grain size < 0.0269 mm, Hydrometer | % | | | | | | |
| 0.0265 | HYD-26.5 | Grain size < 0.0265 mm, Hydrometer | % | | | | | | |
| 0.0263 | HYD-26.3 | Grain size < 0.0263 mm, Hydrometer | % | | | | | 78 | 22 |
| 0.0261 | HYD-26.1 | Grain size < 0.0261 mm, Hydrometer | % | | | | | | |
| 0.0256 | HYD-25.6 | Grain size < 0.0256 mm, Hydrometer | % | | | | | | |
| 0.0252 | HYD-25.2 | Grain size < 0.0252 mm, Hydrometer | % | | | | | | |

| | | | | | | | | | |
|---|---|---|---|---|---|---|---|---|---|
| | | | | % pass through | % retained | % pass through | % retained | % pass through | % retained |
| | | | SYS_LOC_CODE | 146 | 146 | 147 | 147 | 150 | 150 |
| | | | DEPTH_INTERVAL | 0 - 2 cm | 0 - 2 cm | 0 - 2 cm | 0 - 2 cm | 0 - 2 cm | 0 - 2 cm |
| | | | SAMPLE_TYPE_CODE | N | N | N | N | N | N |
| | | | SYS_SAMPLE_CODE | S-146-20FSP20-01 | S-146-20FSP20-01 | S-147-20FSP20-01 | S-147-20FSP20-01 | S-150-20FSP20-01 | S-150-20FSP20-01 |
| 0.0321 | HYD-32.1 | Grain size < 0.0321 mm, Hydrometer | % | | | | | | |
| 0.032 | HYD-32.0 | Grain size < 0.0320 mm, Hydrometer | % | | | | | | |
| 0.0319 | HYD-31.9 | Grain size < 0.0319 mm, Hydrometer | % | | | | | | |
| 0.0318 | HYD-31.8 | Grain size < 0.0318 mm, Hydrometer | % | | | | | | |
| 0.0316 | HYD-31.6 | Grain size < 0.0316 mm, Hydrometer | % | | | | | | |
| 0.0314 | HYD-31.4 | Grain size < 0.0314 mm, Hydrometer | % | | | | | | |
| 0.0313 | HYD-31.3 | Grain size < 0.0313 mm, Hydrometer | % | | | | | | |
| 0.0307 | HYD-30.7 | Grain size < 0.0307 mm, Hydrometer | % | | | | | | |
| 0.0306 | HYD-30.6 | Grain size < 0.0306 mm, Hydrometer | % | | | | | | |
| 0.0305 | HYD-30.5 | Grain size < 0.0305 mm, Hydrometer | % | | | | | | |
| 0.0304 | HYD-30.4 | Grain size < 0.0304 mm, Hydrometer | % | | | | | | |
| 0.0302 | HYD-30.2 | Grain size < 0.0302 mm, Hydrometer | % | | | | | | |
| 0.03 | HYD-30.0 | Grain size < 0.0300 mm, Hydrometer | % | | | | | | |
| 0.0299 | HYD-29.9 | Grain size < 0.0299 mm, Hydrometer | % | | | | | | |
| 0.0297 | HYD-29.7 | Grain size < 0.0297 mm, Hydrometer | % | | | | | | |
| 0.0296 | HYD-29.6 | Grain size < 0.0296 mm, Hydrometer | % | | | | | | |
| 0.0294 | HYD-29.4 | Grain size < 0.0294 mm, Hydrometer | % | | | | | | |
| 0.0292 | HYD-29.2 | Grain size < 0.0292 mm, Hydrometer | % | | | | | | |
| 0.029 | HYD-29.0 | Grain size < 0.0290 mm, Hydrometer | % | | | | | | |
| 0.0289 | HYD-28.9 | Grain size < 0.0289 mm, Hydrometer | % | | | | | | |
| 0.0288 | HYD-28.8 | Grain size < 0.0288 mm, Hydrometer | % | | | | | | |
| 0.0287 | HYD-28.7 | Grain size < 0.0287 mm, Hydrometer | % | | | | | | |
| 0.0286 | HYD-28.6 | Grain size < 0.0286 mm, Hydrometer | % | | | | | | |
| 0.0284 | HYD-28.4 | Grain size < 0.0284 mm, Hydrometer | % | | | | | | |
| 0.0282 | HYD-28.2 | Grain size < 0.0282 mm, Hydrometer | % | | | | | | |
| 0.028 | HYD-28.0 | Grain size < 0.0280 mm, Hydrometer | % | | | | | | |
| 0.0276 | HYD-27.6 | Grain size < 0.0276 mm, Hydrometer | % | | | | | 65 | 35 |
| 0.0273 | HYD-27.3 | Grain size < 0.0273 mm, Hydrometer | % | | | | | | |
| 0.0271 | HYD-27.1 | Grain size < 0.0271 mm, Hydrometer | % | | | | | | |
| 0.0269 | HYD-26.9 | Grain size < 0.0269 mm, Hydrometer | % | 45 | 55 | | | | |
| 0.0265 | HYD-26.5 | Grain size < 0.0265 mm, Hydrometer | % | | | | | | |
| 0.0263 | HYD-26.3 | Grain size < 0.0263 mm, Hydrometer | % | | | | | | |
| 0.0261 | HYD-26.1 | Grain size < 0.0261 mm, Hydrometer | % | | | | | | |
| 0.0256 | HYD-25.6 | Grain size < 0.0256 mm, Hydrometer | % | | | | | | |
| 0.0252 | HYD-25.2 | Grain size < 0.0252 mm, Hydrometer | % | | | | | | |

| | | | | | | | | | |
|---|---|---|---|---|---|---|---|---|---|
| | | | | % pass through | % retained | % pass through | % retained | % pass through | % retained |
| | | | SYS_LOC_CODE | 151 | 151 | 152 | 152 | 154 | 154 |
| | | | DEPTH_INTERVAL | 0 - 2 cm | 0 - 2 cm | 0 - 2 cm | 0 - 2 cm | 0 - 2 cm | 0 - 2 cm |
| | | | SAMPLE_TYPE_CODE | N | N | N | N | N | N |
| | | | SYS_SAMPLE_CODE | S-151-20FSP20-01 | S-151-20FSP20-01 | S-152-20FSP20-01 | S-152-20FSP20-01 | S-154-20FSP20-01 | S-154-20FSP20-01 |
| 0.0321 | HYD-32.1 | Grain size < 0.0321 mm, Hydrometer | % | | | | | | |
| 0.032 | HYD-32.0 | Grain size < 0.0320 mm, Hydrometer | % | | | | | | |
| 0.0319 | HYD-31.9 | Grain size < 0.0319 mm, Hydrometer | % | | | | | | |
| 0.0318 | HYD-31.8 | Grain size < 0.0318 mm, Hydrometer | % | | | | | | |
| 0.0316 | HYD-31.6 | Grain size < 0.0316 mm, Hydrometer | % | | | | | | |
| 0.0314 | HYD-31.4 | Grain size < 0.0314 mm, Hydrometer | % | | | | | | |
| 0.0313 | HYD-31.3 | Grain size < 0.0313 mm, Hydrometer | % | | | | | | |
| 0.0307 | HYD-30.7 | Grain size < 0.0307 mm, Hydrometer | % | | | 40 | 60 | | |
| 0.0306 | HYD-30.6 | Grain size < 0.0306 mm, Hydrometer | % | | | | | | |
| 0.0305 | HYD-30.5 | Grain size < 0.0305 mm, Hydrometer | % | | | | | | |
| 0.0304 | HYD-30.4 | Grain size < 0.0304 mm, Hydrometer | % | | | | | | |
| 0.0302 | HYD-30.2 | Grain size < 0.0302 mm, Hydrometer | % | | | | | | |
| 0.03 | HYD-30.0 | Grain size < 0.0300 mm, Hydrometer | % | | | | | | |
| 0.0299 | HYD-29.9 | Grain size < 0.0299 mm, Hydrometer | % | | | | | | |
| 0.0297 | HYD-29.7 | Grain size < 0.0297 mm, Hydrometer | % | | | | | | |
| 0.0296 | HYD-29.6 | Grain size < 0.0296 mm, Hydrometer | % | | | | | | |
| 0.0294 | HYD-29.4 | Grain size < 0.0294 mm, Hydrometer | % | | | | | | |
| 0.0292 | HYD-29.2 | Grain size < 0.0292 mm, Hydrometer | % | | | | | | |
| 0.029 | HYD-29.0 | Grain size < 0.0290 mm, Hydrometer | % | | | | | | |
| 0.0289 | HYD-28.9 | Grain size < 0.0289 mm, Hydrometer | % | | | | | | |
| 0.0288 | HYD-28.8 | Grain size < 0.0288 mm, Hydrometer | % | | | | | | |
| 0.0287 | HYD-28.7 | Grain size < 0.0287 mm, Hydrometer | % | | | | | | |
| 0.0286 | HYD-28.6 | Grain size < 0.0286 mm, Hydrometer | % | | | | | | |
| 0.0284 | HYD-28.4 | Grain size < 0.0284 mm, Hydrometer | % | | | | | | |
| 0.0282 | HYD-28.2 | Grain size < 0.0282 mm, Hydrometer | % | | | | | | |
| 0.028 | HYD-28.0 | Grain size < 0.0280 mm, Hydrometer | % | | | | | | |
| 0.0276 | HYD-27.6 | Grain size < 0.0276 mm, Hydrometer | % | | | | | | |
| 0.0273 | HYD-27.3 | Grain size < 0.0273 mm, Hydrometer | % | | | | | | |
| 0.0271 | HYD-27.1 | Grain size < 0.0271 mm, Hydrometer | % | | | | | | |
| 0.0269 | HYD-26.9 | Grain size < 0.0269 mm, Hydrometer | % | | | | | | |
| 0.0265 | HYD-26.5 | Grain size < 0.0265 mm, Hydrometer | % | | | | | | |
| 0.0263 | HYD-26.3 | Grain size < 0.0263 mm, Hydrometer | % | | | | | | |
| 0.0261 | HYD-26.1 | Grain size < 0.0261 mm, Hydrometer | % | | | | | | |
| 0.0256 | HYD-25.6 | Grain size < 0.0256 mm, Hydrometer | % | | | | | | |
| 0.0252 | HYD-25.2 | Grain size < 0.0252 mm, Hydrometer | % | | | | | | |

| | | | | | | | | | |
|---|---|---|---|---|---|---|---|---|---|
| | | | | % pass through | % retained | % pass through | % retained | % pass through | % retained |
| | | | SYS_LOC_CODE | 155 | 155 | 202 | 202 | 204 | 204 |
| | | | DEPTH_INTERVAL | 0 - 2 cm | 0 - 2 cm | 0 - 2 cm | 0 - 2 cm | 0 - 2 cm | 0 - 2 cm |
| | | | SAMPLE_TYPE_CODE | N | N | N | N | N | N |
| | | | SYS_SAMPLE_CODE | S-155-20FSP20-01 | S-155-20FSP20-01 | S-202-20FSP20-01 | S-202-20FSP20-01 | S-204-20FSP20-01 | S-204-20FSP20-01 |
| 0.0321 | HYD-32.1 | Grain size < 0.0321 mm, Hydrometer | % | | | | | | |
| 0.032 | HYD-32.0 | Grain size < 0.0320 mm, Hydrometer | % | | | | | | |
| 0.0319 | HYD-31.9 | Grain size < 0.0319 mm, Hydrometer | % | | | | | | |
| 0.0318 | HYD-31.8 | Grain size < 0.0318 mm, Hydrometer | % | | | | | | |
| 0.0316 | HYD-31.6 | Grain size < 0.0316 mm, Hydrometer | % | | | | | | |
| 0.0314 | HYD-31.4 | Grain size < 0.0314 mm, Hydrometer | % | | | | | | |
| 0.0313 | HYD-31.3 | Grain size < 0.0313 mm, Hydrometer | % | | | | | 52 | 48 |
| 0.0307 | HYD-30.7 | Grain size < 0.0307 mm, Hydrometer | % | | | | | | |
| 0.0306 | HYD-30.6 | Grain size < 0.0306 mm, Hydrometer | % | | | | | | |
| 0.0305 | HYD-30.5 | Grain size < 0.0305 mm, Hydrometer | % | | | | | | |
| 0.0304 | HYD-30.4 | Grain size < 0.0304 mm, Hydrometer | % | | | | | | |
| 0.0302 | HYD-30.2 | Grain size < 0.0302 mm, Hydrometer | % | | | | | | |
| 0.03 | HYD-30.0 | Grain size < 0.0300 mm, Hydrometer | % | | | | | | |
| 0.0299 | HYD-29.9 | Grain size < 0.0299 mm, Hydrometer | % | | | | | | |
| 0.0297 | HYD-29.7 | Grain size < 0.0297 mm, Hydrometer | % | | | | | | |
| 0.0296 | HYD-29.6 | Grain size < 0.0296 mm, Hydrometer | % | | | | | | |
| 0.0294 | HYD-29.4 | Grain size < 0.0294 mm, Hydrometer | % | | | | | | |
| 0.0292 | HYD-29.2 | Grain size < 0.0292 mm, Hydrometer | % | | | | | | |
| 0.029 | HYD-29.0 | Grain size < 0.0290 mm, Hydrometer | % | | | | | | |
| 0.0289 | HYD-28.9 | Grain size < 0.0289 mm, Hydrometer | % | | | | | | |
| 0.0288 | HYD-28.8 | Grain size < 0.0288 mm, Hydrometer | % | | | | | | |
| 0.0287 | HYD-28.7 | Grain size < 0.0287 mm, Hydrometer | % | | | | | | |
| 0.0286 | HYD-28.6 | Grain size < 0.0286 mm, Hydrometer | % | | | | | | |
| 0.0284 | HYD-28.4 | Grain size < 0.0284 mm, Hydrometer | % | | | | | | |
| 0.0282 | HYD-28.2 | Grain size < 0.0282 mm, Hydrometer | % | | | | | | |
| 0.028 | HYD-28.0 | Grain size < 0.0280 mm, Hydrometer | % | | | | | | |
| 0.0276 | HYD-27.6 | Grain size < 0.0276 mm, Hydrometer | % | | | | | | |
| 0.0273 | HYD-27.3 | Grain size < 0.0273 mm, Hydrometer | % | | | | | | |
| 0.0271 | HYD-27.1 | Grain size < 0.0271 mm, Hydrometer | % | | | | | | |
| 0.0269 | HYD-26.9 | Grain size < 0.0269 mm, Hydrometer | % | | | | | | |
| 0.0265 | HYD-26.5 | Grain size < 0.0265 mm, Hydrometer | % | | | | | | |
| 0.0263 | HYD-26.3 | Grain size < 0.0263 mm, Hydrometer | % | | | | | | |
| 0.0261 | HYD-26.1 | Grain size < 0.0261 mm, Hydrometer | % | | | | | | |
| 0.0256 | HYD-25.6 | Grain size < 0.0256 mm, Hydrometer | % | | | | | | |
| 0.0252 | HYD-25.2 | Grain size < 0.0252 mm, Hydrometer | % | | | | | | |

| | | | | | | | | | |
|---|---|---|---|---|---|---|---|---|---|
| | | | | % pass through | % retained | % pass through | % retained | % pass through | % retained |
| | | | SYS_LOC_CODE | 207 | 207 | 208 | 208 | 211 | 211 |
| | | | DEPTH_INTERVAL | 0 - 2 cm | 0 - 2 cm | 0 - 2 cm | 0 - 2 cm | 0 - 2 cm | 0 - 2 cm |
| | | | SAMPLE_TYPE_CODE | N | N | N | N | N | N |
| | | | SYS_SAMPLE_CODE | S-207-20FSP20-01 | S-207-20FSP20-01 | S-208-20FSP20-01 | S-208-20FSP20-01 | S-211-20FSP20-01 | S-211-20FSP20-01 |
| 0.0321 | HYD-32.1 | Grain size < 0.0321 mm, Hydrometer | % | | | | | | |
| 0.032 | HYD-32.0 | Grain size < 0.0320 mm, Hydrometer | % | | | | | | |
| 0.0319 | HYD-31.9 | Grain size < 0.0319 mm, Hydrometer | % | | | | | | |
| 0.0318 | HYD-31.8 | Grain size < 0.0318 mm, Hydrometer | % | | | | | | |
| 0.0316 | HYD-31.6 | Grain size < 0.0316 mm, Hydrometer | % | | | | | | |
| 0.0314 | HYD-31.4 | Grain size < 0.0314 mm, Hydrometer | % | | | | | | |
| 0.0313 | HYD-31.3 | Grain size < 0.0313 mm, Hydrometer | % | | | | | | |
| 0.0307 | HYD-30.7 | Grain size < 0.0307 mm, Hydrometer | % | | | | | | |
| 0.0306 | HYD-30.6 | Grain size < 0.0306 mm, Hydrometer | % | | | | | | |
| 0.0305 | HYD-30.5 | Grain size < 0.0305 mm, Hydrometer | % | | | | | | |
| 0.0304 | HYD-30.4 | Grain size < 0.0304 mm, Hydrometer | % | | | | | | |
| 0.0302 | HYD-30.2 | Grain size < 0.0302 mm, Hydrometer | % | | | | | | |
| 0.03 | HYD-30.0 | Grain size < 0.0300 mm, Hydrometer | % | | | | | | |
| 0.0299 | HYD-29.9 | Grain size < 0.0299 mm, Hydrometer | % | | | | | | |
| 0.0297 | HYD-29.7 | Grain size < 0.0297 mm, Hydrometer | % | | | | | | |
| 0.0296 | HYD-29.6 | Grain size < 0.0296 mm, Hydrometer | % | | | | | | |
| 0.0294 | HYD-29.4 | Grain size < 0.0294 mm, Hydrometer | % | | | | | | |
| 0.0292 | HYD-29.2 | Grain size < 0.0292 mm, Hydrometer | % | | | | | | |
| 0.029 | HYD-29.0 | Grain size < 0.0290 mm, Hydrometer | % | | | | | | |
| 0.0289 | HYD-28.9 | Grain size < 0.0289 mm, Hydrometer | % | | | | | | |
| 0.0288 | HYD-28.8 | Grain size < 0.0288 mm, Hydrometer | % | | | | | | |
| 0.0287 | HYD-28.7 | Grain size < 0.0287 mm, Hydrometer | % | | | | | | |
| 0.0286 | HYD-28.6 | Grain size < 0.0286 mm, Hydrometer | % | | | | | 51 | 49 |
| 0.0284 | HYD-28.4 | Grain size < 0.0284 mm, Hydrometer | % | | | | | | |
| 0.0282 | HYD-28.2 | Grain size < 0.0282 mm, Hydrometer | % | 24 | 76 | | | | |
| 0.028 | HYD-28.0 | Grain size < 0.0280 mm, Hydrometer | % | | | | | | |
| 0.0276 | HYD-27.6 | Grain size < 0.0276 mm, Hydrometer | % | | | | | | |
| 0.0273 | HYD-27.3 | Grain size < 0.0273 mm, Hydrometer | % | | | | | | |
| 0.0271 | HYD-27.1 | Grain size < 0.0271 mm, Hydrometer | % | | | | | | |
| 0.0269 | HYD-26.9 | Grain size < 0.0269 mm, Hydrometer | % | | | | | | |
| 0.0265 | HYD-26.5 | Grain size < 0.0265 mm, Hydrometer | % | | | | | | |
| 0.0263 | HYD-26.3 | Grain size < 0.0263 mm, Hydrometer | % | | | | | | |
| 0.0261 | HYD-26.1 | Grain size < 0.0261 mm, Hydrometer | % | | | | | | |
| 0.0256 | HYD-25.6 | Grain size < 0.0256 mm, Hydrometer | % | | | | | | |
| 0.0252 | HYD-25.2 | Grain size < 0.0252 mm, Hydrometer | % | | | | | | |

| | | | | | | | | | |
|---|---|---|---|---|---|---|---|---|---|
| | | | | % pass through | % retained | % pass through | % retained | % pass through | % retained |
| | | | SYS_LOC_CODE | 212 | 212 | 216 | 216 | 217 | 217 |
| | | | DEPTH_INTERVAL | 0 - 2 cm | 0 - 2 cm | 0 - 2 cm | 0 - 2 cm | 0 - 2 cm | 0 - 2 cm |
| | | | SAMPLE_TYPE_CODE | N | N | N | N | N | N |
| | | | SYS_SAMPLE_CODE | S-212-20FSP20-01 | S-212-20FSP20-01 | S-216-20FSP20-01 | S-216-20FSP20-01 | S-217-20FSP20-01 | S-217-20FSP20-01 |
| 0.0321 | HYD-32.1 | Grain size < 0.0321 mm, Hydrometer | % | | | | | | |
| 0.032 | HYD-32.0 | Grain size < 0.0320 mm, Hydrometer | % | | | | | | |
| 0.0319 | HYD-31.9 | Grain size < 0.0319 mm, Hydrometer | % | | | | | | |
| 0.0318 | HYD-31.8 | Grain size < 0.0318 mm, Hydrometer | % | | | | | | |
| 0.0316 | HYD-31.6 | Grain size < 0.0316 mm, Hydrometer | % | | | | | | |
| 0.0314 | HYD-31.4 | Grain size < 0.0314 mm, Hydrometer | % | | | | | | |
| 0.0313 | HYD-31.3 | Grain size < 0.0313 mm, Hydrometer | % | | | | | | |
| 0.0307 | HYD-30.7 | Grain size < 0.0307 mm, Hydrometer | % | | | | | | |
| 0.0306 | HYD-30.6 | Grain size < 0.0306 mm, Hydrometer | % | | | | | | |
| 0.0305 | HYD-30.5 | Grain size < 0.0305 mm, Hydrometer | % | | | | | | |
| 0.0304 | HYD-30.4 | Grain size < 0.0304 mm, Hydrometer | % | | | | | | |
| 0.0302 | HYD-30.2 | Grain size < 0.0302 mm, Hydrometer | % | | | | | | |
| 0.03 | HYD-30.0 | Grain size < 0.0300 mm, Hydrometer | % | | | | | | |
| 0.0299 | HYD-29.9 | Grain size < 0.0299 mm, Hydrometer | % | | | | | | |
| 0.0297 | HYD-29.7 | Grain size < 0.0297 mm, Hydrometer | % | | | | | | |
| 0.0296 | HYD-29.6 | Grain size < 0.0296 mm, Hydrometer | % | | | | | | |
| 0.0294 | HYD-29.4 | Grain size < 0.0294 mm, Hydrometer | % | | | | | | |
| 0.0292 | HYD-29.2 | Grain size < 0.0292 mm, Hydrometer | % | | | | | | |
| 0.029 | HYD-29.0 | Grain size < 0.0290 mm, Hydrometer | % | | | | | | |
| 0.0289 | HYD-28.9 | Grain size < 0.0289 mm, Hydrometer | % | | | | | | |
| 0.0288 | HYD-28.8 | Grain size < 0.0288 mm, Hydrometer | % | | | | | | |
| 0.0287 | HYD-28.7 | Grain size < 0.0287 mm, Hydrometer | % | 75 | 25 | | | | |
| 0.0286 | HYD-28.6 | Grain size < 0.0286 mm, Hydrometer | % | | | | | | |
| 0.0284 | HYD-28.4 | Grain size < 0.0284 mm, Hydrometer | % | | | | | 91 | 9 |
| 0.0282 | HYD-28.2 | Grain size < 0.0282 mm, Hydrometer | % | | | | | | |
| 0.028 | HYD-28.0 | Grain size < 0.0280 mm, Hydrometer | % | | | | | | |
| 0.0276 | HYD-27.6 | Grain size < 0.0276 mm, Hydrometer | % | | | | | | |
| 0.0273 | HYD-27.3 | Grain size < 0.0273 mm, Hydrometer | % | | | | | | |
| 0.0271 | HYD-27.1 | Grain size < 0.0271 mm, Hydrometer | % | | | 65 | 35 | | |
| 0.0269 | HYD-26.9 | Grain size < 0.0269 mm, Hydrometer | % | | | | | | |
| 0.0265 | HYD-26.5 | Grain size < 0.0265 mm, Hydrometer | % | | | | | | |
| 0.0263 | HYD-26.3 | Grain size < 0.0263 mm, Hydrometer | % | | | | | | |
| 0.0261 | HYD-26.1 | Grain size < 0.0261 mm, Hydrometer | % | | | | | | |
| 0.0256 | HYD-25.6 | Grain size < 0.0256 mm, Hydrometer | % | | | | | | |
| 0.0252 | HYD-25.2 | Grain size < 0.0252 mm, Hydrometer | % | | | | | | |

| | | | | | | | | | |
|---|---|---|---|---|---|---|---|---|---|
| | | | | % pass through | % retained | % pass through | % retained | % pass through | % retained |
| | | | SYS_LOC_CODE | 218 | 218 | 220 | 220 | 221 | 221 |
| | | | DEPTH_INTERVAL | 0 - 2 cm | 0 - 2 cm | 0 - 2 cm | 0 - 2 cm | 0 - 2 cm | 0 - 2 cm |
| | | | SAMPLE_TYPE_CODE | N | N | N | N | N | N |
| | | | SYS_SAMPLE_CODE | S-218-20FSP20-01 | S-218-20FSP20-01 | S-220-20FSP20-01 | S-220-20FSP20-01 | S-221-20FSP20-01 | S-221-20FSP20-01 |
| 0.0321 | HYD-32.1 | Grain size < 0.0321 mm, Hydrometer | % | | | | | | |
| 0.032 | HYD-32.0 | Grain size < 0.0320 mm, Hydrometer | % | | | | | | |
| 0.0319 | HYD-31.9 | Grain size < 0.0319 mm, Hydrometer | % | | | | | | |
| 0.0318 | HYD-31.8 | Grain size < 0.0318 mm, Hydrometer | % | | | | | | |
| 0.0316 | HYD-31.6 | Grain size < 0.0316 mm, Hydrometer | % | | | | | | |
| 0.0314 | HYD-31.4 | Grain size < 0.0314 mm, Hydrometer | % | | | | | | |
| 0.0313 | HYD-31.3 | Grain size < 0.0313 mm, Hydrometer | % | | | | | | |
| 0.0307 | HYD-30.7 | Grain size < 0.0307 mm, Hydrometer | % | | | | | | |
| 0.0306 | HYD-30.6 | Grain size < 0.0306 mm, Hydrometer | % | | | | | | |
| 0.0305 | HYD-30.5 | Grain size < 0.0305 mm, Hydrometer | % | | | | | | |
| 0.0304 | HYD-30.4 | Grain size < 0.0304 mm, Hydrometer | % | | | | | 39 | 61 |
| 0.0302 | HYD-30.2 | Grain size < 0.0302 mm, Hydrometer | % | | | | | | |
| 0.03 | HYD-30.0 | Grain size < 0.0300 mm, Hydrometer | % | | | | | | |
| 0.0299 | HYD-29.9 | Grain size < 0.0299 mm, Hydrometer | % | | | | | | |
| 0.0297 | HYD-29.7 | Grain size < 0.0297 mm, Hydrometer | % | | | | | | |
| 0.0296 | HYD-29.6 | Grain size < 0.0296 mm, Hydrometer | % | | | | | | |
| 0.0294 | HYD-29.4 | Grain size < 0.0294 mm, Hydrometer | % | | | | | | |
| 0.0292 | HYD-29.2 | Grain size < 0.0292 mm, Hydrometer | % | | | 64 | 36 | | |
| 0.029 | HYD-29.0 | Grain size < 0.0290 mm, Hydrometer | % | | | | | | |
| 0.0289 | HYD-28.9 | Grain size < 0.0289 mm, Hydrometer | % | | | | | | |
| 0.0288 | HYD-28.8 | Grain size < 0.0288 mm, Hydrometer | % | | | | | | |
| 0.0287 | HYD-28.7 | Grain size < 0.0287 mm, Hydrometer | % | | | | | | |
| 0.0286 | HYD-28.6 | Grain size < 0.0286 mm, Hydrometer | % | | | | | | |
| 0.0284 | HYD-28.4 | Grain size < 0.0284 mm, Hydrometer | % | | | | | | |
| 0.0282 | HYD-28.2 | Grain size < 0.0282 mm, Hydrometer | % | | | | | | |
| 0.028 | HYD-28.0 | Grain size < 0.0280 mm, Hydrometer | % | | | | | | |
| 0.0276 | HYD-27.6 | Grain size < 0.0276 mm, Hydrometer | % | | | | | | |
| 0.0273 | HYD-27.3 | Grain size < 0.0273 mm, Hydrometer | % | | | | | | |
| 0.0271 | HYD-27.1 | Grain size < 0.0271 mm, Hydrometer | % | | | | | | |
| 0.0269 | HYD-26.9 | Grain size < 0.0269 mm, Hydrometer | % | | | | | | |
| 0.0265 | HYD-26.5 | Grain size < 0.0265 mm, Hydrometer | % | | | | | | |
| 0.0263 | HYD-26.3 | Grain size < 0.0263 mm, Hydrometer | % | | | | | | |
| 0.0261 | HYD-26.1 | Grain size < 0.0261 mm, Hydrometer | % | | | | | | |
| 0.0256 | HYD-25.6 | Grain size < 0.0256 mm, Hydrometer | % | | | | | | |
| 0.0252 | HYD-25.2 | Grain size < 0.0252 mm, Hydrometer | % | | | | | | |

| | | | | | | | | | |
|---|---|---|---|---|---|---|---|---|---|
| | | | | % pass through | % retained | % pass through | % retained | % pass through | % retained |
| | | | SYS_LOC_CODE | 222 | 222 | 224 | 224 | 225 | 225 |
| | | | DEPTH_INTERVAL | 0 - 2 cm | 0 - 2 cm | 0 - 2 cm | 0 - 2 cm | 0 - 2 cm | 0 - 2 cm |
| | | | SAMPLE_TYPE_CODE | N | N | N | N | N | N |
| | | | SYS_SAMPLE_CODE | S-222-20FSP20-01 | S-222-20FSP20-01 | S-224-20FSP20-01 | S-224-20FSP20-01 | S-225-20FSP20-01 | S-225-20FSP20-01 |
| 0.0321 | HYD-32.1 | Grain size < 0.0321 mm, Hydrometer | % | | | | | | |
| 0.032 | HYD-32.0 | Grain size < 0.0320 mm, Hydrometer | % | | | | | | |
| 0.0319 | HYD-31.9 | Grain size < 0.0319 mm, Hydrometer | % | | | | | | |
| 0.0318 | HYD-31.8 | Grain size < 0.0318 mm, Hydrometer | % | | | | | | |
| 0.0316 | HYD-31.6 | Grain size < 0.0316 mm, Hydrometer | % | | | | | | |
| 0.0314 | HYD-31.4 | Grain size < 0.0314 mm, Hydrometer | % | | | | | | |
| 0.0313 | HYD-31.3 | Grain size < 0.0313 mm, Hydrometer | % | | | | | | |
| 0.0307 | HYD-30.7 | Grain size < 0.0307 mm, Hydrometer | % | | | | | | |
| 0.0306 | HYD-30.6 | Grain size < 0.0306 mm, Hydrometer | % | | | | | | |
| 0.0305 | HYD-30.5 | Grain size < 0.0305 mm, Hydrometer | % | | | | | | |
| 0.0304 | HYD-30.4 | Grain size < 0.0304 mm, Hydrometer | % | | | | | 59 | 41 |
| 0.0302 | HYD-30.2 | Grain size < 0.0302 mm, Hydrometer | % | | | | | | |
| 0.03 | HYD-30.0 | Grain size < 0.0300 mm, Hydrometer | % | | | | | | |
| 0.0299 | HYD-29.9 | Grain size < 0.0299 mm, Hydrometer | % | | | | | | |
| 0.0297 | HYD-29.7 | Grain size < 0.0297 mm, Hydrometer | % | | | | | | |
| 0.0296 | HYD-29.6 | Grain size < 0.0296 mm, Hydrometer | % | | | | | | |
| 0.0294 | HYD-29.4 | Grain size < 0.0294 mm, Hydrometer | % | | | | | | |
| 0.0292 | HYD-29.2 | Grain size < 0.0292 mm, Hydrometer | % | | | | | | |
| 0.029 | HYD-29.0 | Grain size < 0.0290 mm, Hydrometer | % | | | | | | |
| 0.0289 | HYD-28.9 | Grain size < 0.0289 mm, Hydrometer | % | | | | | | |
| 0.0288 | HYD-28.8 | Grain size < 0.0288 mm, Hydrometer | % | | | | | | |
| 0.0287 | HYD-28.7 | Grain size < 0.0287 mm, Hydrometer | % | | | | | | |
| 0.0286 | HYD-28.6 | Grain size < 0.0286 mm, Hydrometer | % | | | | | | |
| 0.0284 | HYD-28.4 | Grain size < 0.0284 mm, Hydrometer | % | | | | | | |
| 0.0282 | HYD-28.2 | Grain size < 0.0282 mm, Hydrometer | % | | | | | | |
| 0.028 | HYD-28.0 | Grain size < 0.0280 mm, Hydrometer | % | | | | | | |
| 0.0276 | HYD-27.6 | Grain size < 0.0276 mm, Hydrometer | % | | | | | | |
| 0.0273 | HYD-27.3 | Grain size < 0.0273 mm, Hydrometer | % | | | | | | |
| 0.0271 | HYD-27.1 | Grain size < 0.0271 mm, Hydrometer | % | | | | | | |
| 0.0269 | HYD-26.9 | Grain size < 0.0269 mm, Hydrometer | % | | | | | | |
| 0.0265 | HYD-26.5 | Grain size < 0.0265 mm, Hydrometer | % | | | | | | |
| 0.0263 | HYD-26.3 | Grain size < 0.0263 mm, Hydrometer | % | | | | | | |
| 0.0261 | HYD-26.1 | Grain size < 0.0261 mm, Hydrometer | % | | | 83 | 17 | | |
| 0.0256 | HYD-25.6 | Grain size < 0.0256 mm, Hydrometer | % | | | | | | |
| 0.0252 | HYD-25.2 | Grain size < 0.0252 mm, Hydrometer | % | | | | | | |

| | | | | | | | | | |
|---|---|---|---|---|---|---|---|---|---|
| | | | | % pass through | % retained | % pass through | % retained | % pass through | % retained |
| | | | SYS_LOC_CODE | 226 | 226 | 227 | 227 | 230 | 230 |
| | | | DEPTH_INTERVAL | 0 - 2 cm | 0 - 2 cm | 0 - 2 cm | 0 - 2 cm | 0 - 2 cm | 0 - 2 cm |
| | | | SAMPLE_TYPE_CODE | N | N | N | N | N | N |
| | | | SYS_SAMPLE_CODE | S-226-20FSP20-01 | S-226-20FSP20-01 | S-227-20FSP20-01 | S-227-20FSP20-01 | S-230-20FSP20-01 | S-230-20FSP20-01 |
| 0.0321 | HYD-32.1 | Grain size < 0.0321 mm, Hydrometer | % | | | | | | |
| 0.032 | HYD-32.0 | Grain size < 0.0320 mm, Hydrometer | % | | | | | | |
| 0.0319 | HYD-31.9 | Grain size < 0.0319 mm, Hydrometer | % | | | | | | |
| 0.0318 | HYD-31.8 | Grain size < 0.0318 mm, Hydrometer | % | | | | | | |
| 0.0316 | HYD-31.6 | Grain size < 0.0316 mm, Hydrometer | % | | | | | | |
| 0.0314 | HYD-31.4 | Grain size < 0.0314 mm, Hydrometer | % | | | | | | |
| 0.0313 | HYD-31.3 | Grain size < 0.0313 mm, Hydrometer | % | | | | | | |
| 0.0307 | HYD-30.7 | Grain size < 0.0307 mm, Hydrometer | % | | | | | | |
| 0.0306 | HYD-30.6 | Grain size < 0.0306 mm, Hydrometer | % | | | | | | |
| 0.0305 | HYD-30.5 | Grain size < 0.0305 mm, Hydrometer | % | | | | | | |
| 0.0304 | HYD-30.4 | Grain size < 0.0304 mm, Hydrometer | % | | | | | | |
| 0.0302 | HYD-30.2 | Grain size < 0.0302 mm, Hydrometer | % | | | | | | |
| 0.03 | HYD-30.0 | Grain size < 0.0300 mm, Hydrometer | % | | | | | | |
| 0.0299 | HYD-29.9 | Grain size < 0.0299 mm, Hydrometer | % | | | | | | |
| 0.0297 | HYD-29.7 | Grain size < 0.0297 mm, Hydrometer | % | | | | | | |
| 0.0296 | HYD-29.6 | Grain size < 0.0296 mm, Hydrometer | % | | | | | | |
| 0.0294 | HYD-29.4 | Grain size < 0.0294 mm, Hydrometer | % | | | | | | |
| 0.0292 | HYD-29.2 | Grain size < 0.0292 mm, Hydrometer | % | | | | | | |
| 0.029 | HYD-29.0 | Grain size < 0.0290 mm, Hydrometer | % | | | | | | |
| 0.0289 | HYD-28.9 | Grain size < 0.0289 mm, Hydrometer | % | | | | | | |
| 0.0288 | HYD-28.8 | Grain size < 0.0288 mm, Hydrometer | % | | | | | | |
| 0.0287 | HYD-28.7 | Grain size < 0.0287 mm, Hydrometer | % | | | | | | |
| 0.0286 | HYD-28.6 | Grain size < 0.0286 mm, Hydrometer | % | | | | | | |
| 0.0284 | HYD-28.4 | Grain size < 0.0284 mm, Hydrometer | % | | | | | | |
| 0.0282 | HYD-28.2 | Grain size < 0.0282 mm, Hydrometer | % | | | | | | |
| 0.028 | HYD-28.0 | Grain size < 0.0280 mm, Hydrometer | % | | | | | | |
| 0.0276 | HYD-27.6 | Grain size < 0.0276 mm, Hydrometer | % | | | | | | |
| 0.0273 | HYD-27.3 | Grain size < 0.0273 mm, Hydrometer | % | 89 | 11 | | | | |
| 0.0271 | HYD-27.1 | Grain size < 0.0271 mm, Hydrometer | % | | | | | | |
| 0.0269 | HYD-26.9 | Grain size < 0.0269 mm, Hydrometer | % | | | | | | |
| 0.0265 | HYD-26.5 | Grain size < 0.0265 mm, Hydrometer | % | | | | | | |
| 0.0263 | HYD-26.3 | Grain size < 0.0263 mm, Hydrometer | % | | | | | | |
| 0.0261 | HYD-26.1 | Grain size < 0.0261 mm, Hydrometer | % | | | | | | |
| 0.0256 | HYD-25.6 | Grain size < 0.0256 mm, Hydrometer | % | | | | | | |
| 0.0252 | HYD-25.2 | Grain size < 0.0252 mm, Hydrometer | % | | | | | | |

| | | | | | | | | | |
|---|---|---|---|---|---|---|---|---|---|
| | | | | % pass through | % retained | % pass through | % retained | % pass through | % retained |
| | | | SYS_LOC_CODE | 231 | 231 | 235 | 235 | 236 | 236 |
| | | | DEPTH_INTERVAL | 0 - 2 cm | 0 - 2 cm | 0 - 2 cm | 0 - 2 cm | 0 - 2 cm | 0 - 2 cm |
| | | | SAMPLE_TYPE_CODE | N | N | N | N | N | N |
| | | | SYS_SAMPLE_CODE | S-231-20FSP20-01 | S-231-20FSP20-01 | S-235-20FSP20-01 | S-235-20FSP20-01 | S-236-20FSP20-01 | S-236-20FSP20-01 |
| 0.0321 | HYD-32.1 | Grain size < 0.0321 mm, Hydrometer | % | | | | | | |
| 0.032 | HYD-32.0 | Grain size < 0.0320 mm, Hydrometer | % | | | | | | |
| 0.0319 | HYD-31.9 | Grain size < 0.0319 mm, Hydrometer | % | | | | | | |
| 0.0318 | HYD-31.8 | Grain size < 0.0318 mm, Hydrometer | % | | | | | | |
| 0.0316 | HYD-31.6 | Grain size < 0.0316 mm, Hydrometer | % | | | | | | |
| 0.0314 | HYD-31.4 | Grain size < 0.0314 mm, Hydrometer | % | | | | | | |
| 0.0313 | HYD-31.3 | Grain size < 0.0313 mm, Hydrometer | % | | | | | | |
| 0.0307 | HYD-30.7 | Grain size < 0.0307 mm, Hydrometer | % | | | | | | |
| 0.0306 | HYD-30.6 | Grain size < 0.0306 mm, Hydrometer | % | | | | | | |
| 0.0305 | HYD-30.5 | Grain size < 0.0305 mm, Hydrometer | % | | | | | | |
| 0.0304 | HYD-30.4 | Grain size < 0.0304 mm, Hydrometer | % | | | | | | |
| 0.0302 | HYD-30.2 | Grain size < 0.0302 mm, Hydrometer | % | | | | | | |
| 0.03 | HYD-30.0 | Grain size < 0.0300 mm, Hydrometer | % | | | | | | |
| 0.0299 | HYD-29.9 | Grain size < 0.0299 mm, Hydrometer | % | | | | | | |
| 0.0297 | HYD-29.7 | Grain size < 0.0297 mm, Hydrometer | % | 94 | 6 | | | | |
| 0.0296 | HYD-29.6 | Grain size < 0.0296 mm, Hydrometer | % | | | | | | |
| 0.0294 | HYD-29.4 | Grain size < 0.0294 mm, Hydrometer | % | | | | | 32 | 68 |
| 0.0292 | HYD-29.2 | Grain size < 0.0292 mm, Hydrometer | % | | | | | | |
| 0.029 | HYD-29.0 | Grain size < 0.0290 mm, Hydrometer | % | | | | | | |
| 0.0289 | HYD-28.9 | Grain size < 0.0289 mm, Hydrometer | % | | | | | | |
| 0.0288 | HYD-28.8 | Grain size < 0.0288 mm, Hydrometer | % | | | 76 | 24 | | |
| 0.0287 | HYD-28.7 | Grain size < 0.0287 mm, Hydrometer | % | | | | | | |
| 0.0286 | HYD-28.6 | Grain size < 0.0286 mm, Hydrometer | % | | | | | | |
| 0.0284 | HYD-28.4 | Grain size < 0.0284 mm, Hydrometer | % | | | | | | |
| 0.0282 | HYD-28.2 | Grain size < 0.0282 mm, Hydrometer | % | | | | | | |
| 0.028 | HYD-28.0 | Grain size < 0.0280 mm, Hydrometer | % | | | | | | |
| 0.0276 | HYD-27.6 | Grain size < 0.0276 mm, Hydrometer | % | | | | | | |
| 0.0273 | HYD-27.3 | Grain size < 0.0273 mm, Hydrometer | % | | | | | | |
| 0.0271 | HYD-27.1 | Grain size < 0.0271 mm, Hydrometer | % | | | | | | |
| 0.0269 | HYD-26.9 | Grain size < 0.0269 mm, Hydrometer | % | | | | | | |
| 0.0265 | HYD-26.5 | Grain size < 0.0265 mm, Hydrometer | % | | | | | | |
| 0.0263 | HYD-26.3 | Grain size < 0.0263 mm, Hydrometer | % | | | | | | |
| 0.0261 | HYD-26.1 | Grain size < 0.0261 mm, Hydrometer | % | | | | | | |
| 0.0256 | HYD-25.6 | Grain size < 0.0256 mm, Hydrometer | % | | | | | | |
| 0.0252 | HYD-25.2 | Grain size < 0.0252 mm, Hydrometer | % | | | | | | |

| | | | | | | | | | |
|---|---|---|---|---|---|---|---|---|---|
| | | | | % pass through | % retained | % pass through | % retained | % pass through | % retained |
| | | | SYS_LOC_CODE | 237 | 237 | 237 | 237 | 240 | 240 |
| | | | DEPTH_INTERVAL | 0 - 2 cm | 0 - 2 cm | 0 - 2 cm | 0 - 2 cm | 0 - 2 cm | 0 - 2 cm |
| | | | SAMPLE_TYPE_CODE | N | N | FD | FD | N | N |
| | | | SYS_SAMPLE_CODE | S-237-20FSP20-01 | S-237-20FSP20-01 | S-237-20FSP20-01-REP | S-237-20FSP20-01-REP | S-240-20FSP20-01 | S-240-20FSP20-01 |
| 0.0321 | HYD-32.1 | Grain size < 0.0321 mm, Hydrometer | % | | | | | | |
| 0.032 | HYD-32.0 | Grain size < 0.0320 mm, Hydrometer | % | | | | | | |
| 0.0319 | HYD-31.9 | Grain size < 0.0319 mm, Hydrometer | % | | | | | | |
| 0.0318 | HYD-31.8 | Grain size < 0.0318 mm, Hydrometer | % | | | | | | |
| 0.0316 | HYD-31.6 | Grain size < 0.0316 mm, Hydrometer | % | | | | | | |
| 0.0314 | HYD-31.4 | Grain size < 0.0314 mm, Hydrometer | % | | | | | | |
| 0.0313 | HYD-31.3 | Grain size < 0.0313 mm, Hydrometer | % | | | | | | |
| 0.0307 | HYD-30.7 | Grain size < 0.0307 mm, Hydrometer | % | | | | | | |
| 0.0306 | HYD-30.6 | Grain size < 0.0306 mm, Hydrometer | % | | | | | | |
| 0.0305 | HYD-30.5 | Grain size < 0.0305 mm, Hydrometer | % | | | | | | |
| 0.0304 | HYD-30.4 | Grain size < 0.0304 mm, Hydrometer | % | | | | | | |
| 0.0302 | HYD-30.2 | Grain size < 0.0302 mm, Hydrometer | % | | | | | | |
| 0.03 | HYD-30.0 | Grain size < 0.0300 mm, Hydrometer | % | | | | | | |
| 0.0299 | HYD-29.9 | Grain size < 0.0299 mm, Hydrometer | % | | | | | | |
| 0.0297 | HYD-29.7 | Grain size < 0.0297 mm, Hydrometer | % | | | | | | |
| 0.0296 | HYD-29.6 | Grain size < 0.0296 mm, Hydrometer | % | | | | | 79 | 21 |
| 0.0294 | HYD-29.4 | Grain size < 0.0294 mm, Hydrometer | % | | | | | | |
| 0.0292 | HYD-29.2 | Grain size < 0.0292 mm, Hydrometer | % | | | | | | |
| 0.029 | HYD-29.0 | Grain size < 0.0290 mm, Hydrometer | % | | | | | | |
| 0.0289 | HYD-28.9 | Grain size < 0.0289 mm, Hydrometer | % | | | | | | |
| 0.0288 | HYD-28.8 | Grain size < 0.0288 mm, Hydrometer | % | | | | | | |
| 0.0287 | HYD-28.7 | Grain size < 0.0287 mm, Hydrometer | % | | | | | | |
| 0.0286 | HYD-28.6 | Grain size < 0.0286 mm, Hydrometer | % | | | | | | |
| 0.0284 | HYD-28.4 | Grain size < 0.0284 mm, Hydrometer | % | | | | | | |
| 0.0282 | HYD-28.2 | Grain size < 0.0282 mm, Hydrometer | % | | | | | | |
| 0.028 | HYD-28.0 | Grain size < 0.0280 mm, Hydrometer | % | | | | | | |
| 0.0276 | HYD-27.6 | Grain size < 0.0276 mm, Hydrometer | % | | | | | | |
| 0.0273 | HYD-27.3 | Grain size < 0.0273 mm, Hydrometer | % | | | | | | |
| 0.0271 | HYD-27.1 | Grain size < 0.0271 mm, Hydrometer | % | | | | | | |
| 0.0269 | HYD-26.9 | Grain size < 0.0269 mm, Hydrometer | % | | | | | | |
| 0.0265 | HYD-26.5 | Grain size < 0.0265 mm, Hydrometer | % | | | | | | |
| 0.0263 | HYD-26.3 | Grain size < 0.0263 mm, Hydrometer | % | | | | | | |
| 0.0261 | HYD-26.1 | Grain size < 0.0261 mm, Hydrometer | % | | | | | | |
| 0.0256 | HYD-25.6 | Grain size < 0.0256 mm, Hydrometer | % | | | | | | |
| 0.0252 | HYD-25.2 | Grain size < 0.0252 mm, Hydrometer | % | | | | | | |

| | | | | | | | | | |
|---|---|---|---|---|---|---|---|---|---|
| | | | | % pass through | % retained | % pass through | % retained | % pass through | % retained |
| | | | SYS_LOC_CODE | 241 | 241 | 242 | 242 | 245 | 245 |
| | | | DEPTH_INTERVAL | 0 - 2 cm | 0 - 2 cm | 0 - 2 cm | 0 - 2 cm | 0 - 2 cm | 0 - 2 cm |
| | | | SAMPLE_TYPE_CODE | N | N | N | N | N | N |
| | | | SYS_SAMPLE_CODE | S-241-20FSP20-01 | S-241-20FSP20-01 | S-242-20FSP20-01 | S-242-20FSP20-01 | S-245-20FSP20-01 | S-245-20FSP20-01 |
| 0.0321 | HYD-32.1 | Grain size < 0.0321 mm, Hydrometer | % | | | | | 25 | 75 |
| 0.032 | HYD-32.0 | Grain size < 0.0320 mm, Hydrometer | % | | | | | | |
| 0.0319 | HYD-31.9 | Grain size < 0.0319 mm, Hydrometer | % | | | | | | |
| 0.0318 | HYD-31.8 | Grain size < 0.0318 mm, Hydrometer | % | | | | | | |
| 0.0316 | HYD-31.6 | Grain size < 0.0316 mm, Hydrometer | % | | | | | | |
| 0.0314 | HYD-31.4 | Grain size < 0.0314 mm, Hydrometer | % | | | | | | |
| 0.0313 | HYD-31.3 | Grain size < 0.0313 mm, Hydrometer | % | | | 31 | 69 | | |
| 0.0307 | HYD-30.7 | Grain size < 0.0307 mm, Hydrometer | % | | | | | | |
| 0.0306 | HYD-30.6 | Grain size < 0.0306 mm, Hydrometer | % | 21 | 79 | | | | |
| 0.0305 | HYD-30.5 | Grain size < 0.0305 mm, Hydrometer | % | | | | | | |
| 0.0304 | HYD-30.4 | Grain size < 0.0304 mm, Hydrometer | % | | | | | | |
| 0.0302 | HYD-30.2 | Grain size < 0.0302 mm, Hydrometer | % | | | | | | |
| 0.03 | HYD-30.0 | Grain size < 0.0300 mm, Hydrometer | % | | | | | | |
| 0.0299 | HYD-29.9 | Grain size < 0.0299 mm, Hydrometer | % | | | | | | |
| 0.0297 | HYD-29.7 | Grain size < 0.0297 mm, Hydrometer | % | | | | | | |
| 0.0296 | HYD-29.6 | Grain size < 0.0296 mm, Hydrometer | % | | | | | | |
| 0.0294 | HYD-29.4 | Grain size < 0.0294 mm, Hydrometer | % | | | | | | |
| 0.0292 | HYD-29.2 | Grain size < 0.0292 mm, Hydrometer | % | | | | | | |
| 0.029 | HYD-29.0 | Grain size < 0.0290 mm, Hydrometer | % | | | | | | |
| 0.0289 | HYD-28.9 | Grain size < 0.0289 mm, Hydrometer | % | | | | | | |
| 0.0288 | HYD-28.8 | Grain size < 0.0288 mm, Hydrometer | % | | | | | | |
| 0.0287 | HYD-28.7 | Grain size < 0.0287 mm, Hydrometer | % | | | | | | |
| 0.0286 | HYD-28.6 | Grain size < 0.0286 mm, Hydrometer | % | | | | | | |
| 0.0284 | HYD-28.4 | Grain size < 0.0284 mm, Hydrometer | % | | | | | | |
| 0.0282 | HYD-28.2 | Grain size < 0.0282 mm, Hydrometer | % | | | | | | |
| 0.028 | HYD-28.0 | Grain size < 0.0280 mm, Hydrometer | % | | | | | | |
| 0.0276 | HYD-27.6 | Grain size < 0.0276 mm, Hydrometer | % | | | | | | |
| 0.0273 | HYD-27.3 | Grain size < 0.0273 mm, Hydrometer | % | | | | | | |
| 0.0271 | HYD-27.1 | Grain size < 0.0271 mm, Hydrometer | % | | | | | | |
| 0.0269 | HYD-26.9 | Grain size < 0.0269 mm, Hydrometer | % | | | | | | |
| 0.0265 | HYD-26.5 | Grain size < 0.0265 mm, Hydrometer | % | | | | | | |
| 0.0263 | HYD-26.3 | Grain size < 0.0263 mm, Hydrometer | % | | | | | | |
| 0.0261 | HYD-26.1 | Grain size < 0.0261 mm, Hydrometer | % | | | | | | |
| 0.0256 | HYD-25.6 | Grain size < 0.0256 mm, Hydrometer | % | | | | | | |
| 0.0252 | HYD-25.2 | Grain size < 0.0252 mm, Hydrometer | % | | | | | | |

| | | | | | | | | | |
|---|---|---|---|---|---|---|---|---|---|
| | | | | % pass through | % retained | % pass through | % retained | % pass through | % retained |
| | | | SYS_LOC_CODE | 247 | 247 | 249 | 249 | 250 | 250 |
| | | | DEPTH_INTERVAL | 0 - 2 cm | 0 - 2 cm | 0 - 2 cm | 0 - 2 cm | 0 - 2 cm | 0 - 2 cm |
| | | | SAMPLE_TYPE_CODE | N | N | N | N | N | N |
| | | | SYS_SAMPLE_CODE | S-247-20FSP20-01 | S-247-20FSP20-01 | S-249-20FSP20-01 | S-249-20FSP20-01 | S-250-20FSP20-01 | S-250-20FSP20-01 |
| 0.0321 | HYD-32.1 | Grain size < 0.0321 mm, Hydrometer | % | | | | | | |
| 0.032 | HYD-32.0 | Grain size < 0.0320 mm, Hydrometer | % | | | | | | |
| 0.0319 | HYD-31.9 | Grain size < 0.0319 mm, Hydrometer | % | | | | | | |
| 0.0318 | HYD-31.8 | Grain size < 0.0318 mm, Hydrometer | % | | | | | | |
| 0.0316 | HYD-31.6 | Grain size < 0.0316 mm, Hydrometer | % | | | | | | |
| 0.0314 | HYD-31.4 | Grain size < 0.0314 mm, Hydrometer | % | | | | | | |
| 0.0313 | HYD-31.3 | Grain size < 0.0313 mm, Hydrometer | % | | | | | | |
| 0.0307 | HYD-30.7 | Grain size < 0.0307 mm, Hydrometer | % | | | | | | |
| 0.0306 | HYD-30.6 | Grain size < 0.0306 mm, Hydrometer | % | | | | | | |
| 0.0305 | HYD-30.5 | Grain size < 0.0305 mm, Hydrometer | % | | | | | | |
| 0.0304 | HYD-30.4 | Grain size < 0.0304 mm, Hydrometer | % | | | | | 31 | 69 |
| 0.0302 | HYD-30.2 | Grain size < 0.0302 mm, Hydrometer | % | 33 | 67 | | | | |
| 0.03 | HYD-30.0 | Grain size < 0.0300 mm, Hydrometer | % | | | | | | |
| 0.0299 | HYD-29.9 | Grain size < 0.0299 mm, Hydrometer | % | | | | | | |
| 0.0297 | HYD-29.7 | Grain size < 0.0297 mm, Hydrometer | % | | | | | | |
| 0.0296 | HYD-29.6 | Grain size < 0.0296 mm, Hydrometer | % | | | | | | |
| 0.0294 | HYD-29.4 | Grain size < 0.0294 mm, Hydrometer | % | | | | | | |
| 0.0292 | HYD-29.2 | Grain size < 0.0292 mm, Hydrometer | % | | | | | | |
| 0.029 | HYD-29.0 | Grain size < 0.0290 mm, Hydrometer | % | | | | | | |
| 0.0289 | HYD-28.9 | Grain size < 0.0289 mm, Hydrometer | % | | | | | | |
| 0.0288 | HYD-28.8 | Grain size < 0.0288 mm, Hydrometer | % | | | | | | |
| 0.0287 | HYD-28.7 | Grain size < 0.0287 mm, Hydrometer | % | | | | | | |
| 0.0286 | HYD-28.6 | Grain size < 0.0286 mm, Hydrometer | % | | | | | | |
| 0.0284 | HYD-28.4 | Grain size < 0.0284 mm, Hydrometer | % | | | | | | |
| 0.0282 | HYD-28.2 | Grain size < 0.0282 mm, Hydrometer | % | | | | | | |
| 0.028 | HYD-28.0 | Grain size < 0.0280 mm, Hydrometer | % | | | | | | |
| 0.0276 | HYD-27.6 | Grain size < 0.0276 mm, Hydrometer | % | | | | | | |
| 0.0273 | HYD-27.3 | Grain size < 0.0273 mm, Hydrometer | % | | | | | | |
| 0.0271 | HYD-27.1 | Grain size < 0.0271 mm, Hydrometer | % | | | | | | |
| 0.0269 | HYD-26.9 | Grain size < 0.0269 mm, Hydrometer | % | | | | | | |
| 0.0265 | HYD-26.5 | Grain size < 0.0265 mm, Hydrometer | % | | | | | | |
| 0.0263 | HYD-26.3 | Grain size < 0.0263 mm, Hydrometer | % | | | | | | |
| 0.0261 | HYD-26.1 | Grain size < 0.0261 mm, Hydrometer | % | | | | | | |
| 0.0256 | HYD-25.6 | Grain size < 0.0256 mm, Hydrometer | % | | | | | | |
| 0.0252 | HYD-25.2 | Grain size < 0.0252 mm, Hydrometer | % | | | | | | |

| | | | | | | | | | |
|---|---|---|---|---|---|---|---|---|---|
| | | | | % pass through | % retained | % pass through | % retained | % pass through | % retained |
| | | | SYS_LOC_CODE | 253 | 253 | 304 | 304 | 306 | 306 |
| | | | DEPTH_INTERVAL | 0 - 2 cm | 0 - 2 cm | 0 - 2 cm | 0 - 2 cm | 0 - 2 cm | 0 - 2 cm |
| | | | SAMPLE_TYPE_CODE | N | N | N | N | N | N |
| | | | SYS_SAMPLE_CODE | S-253-20FSP20-01 | S-253-20FSP20-01 | S-304-20FSP20-01 | S-304-20FSP20-01 | S-306-20FSP20-01 | S-306-20FSP20-01 |
| 0.0321 | HYD-32.1 | Grain size < 0.0321 mm, Hydrometer | % | | | | | | |
| 0.032 | HYD-32.0 | Grain size < 0.0320 mm, Hydrometer | % | | | | | | |
| 0.0319 | HYD-31.9 | Grain size < 0.0319 mm, Hydrometer | % | | | | | | |
| 0.0318 | HYD-31.8 | Grain size < 0.0318 mm, Hydrometer | % | | | | | | |
| 0.0316 | HYD-31.6 | Grain size < 0.0316 mm, Hydrometer | % | | | | | | |
| 0.0314 | HYD-31.4 | Grain size < 0.0314 mm, Hydrometer | % | | | | | | |
| 0.0313 | HYD-31.3 | Grain size < 0.0313 mm, Hydrometer | % | | | | | | |
| 0.0307 | HYD-30.7 | Grain size < 0.0307 mm, Hydrometer | % | | | | | | |
| 0.0306 | HYD-30.6 | Grain size < 0.0306 mm, Hydrometer | % | 51 | 49 | | | | |
| 0.0305 | HYD-30.5 | Grain size < 0.0305 mm, Hydrometer | % | | | | | | |
| 0.0304 | HYD-30.4 | Grain size < 0.0304 mm, Hydrometer | % | | | | | | |
| 0.0302 | HYD-30.2 | Grain size < 0.0302 mm, Hydrometer | % | | | | | | |
| 0.03 | HYD-30.0 | Grain size < 0.0300 mm, Hydrometer | % | | | | | | |
| 0.0299 | HYD-29.9 | Grain size < 0.0299 mm, Hydrometer | % | | | | | | |
| 0.0297 | HYD-29.7 | Grain size < 0.0297 mm, Hydrometer | % | | | | | | |
| 0.0296 | HYD-29.6 | Grain size < 0.0296 mm, Hydrometer | % | | | | | | |
| 0.0294 | HYD-29.4 | Grain size < 0.0294 mm, Hydrometer | % | | | | | | |
| 0.0292 | HYD-29.2 | Grain size < 0.0292 mm, Hydrometer | % | | | | | | |
| 0.029 | HYD-29.0 | Grain size < 0.0290 mm, Hydrometer | % | | | | | | |
| 0.0289 | HYD-28.9 | Grain size < 0.0289 mm, Hydrometer | % | | | | | | |
| 0.0288 | HYD-28.8 | Grain size < 0.0288 mm, Hydrometer | % | | | | | | |
| 0.0287 | HYD-28.7 | Grain size < 0.0287 mm, Hydrometer | % | | | | | | |
| 0.0286 | HYD-28.6 | Grain size < 0.0286 mm, Hydrometer | % | | | | | | |
| 0.0284 | HYD-28.4 | Grain size < 0.0284 mm, Hydrometer | % | | | | | | |
| 0.0282 | HYD-28.2 | Grain size < 0.0282 mm, Hydrometer | % | | | | | | |
| 0.028 | HYD-28.0 | Grain size < 0.0280 mm, Hydrometer | % | | | | | | |
| 0.0276 | HYD-27.6 | Grain size < 0.0276 mm, Hydrometer | % | | | | | | |
| 0.0273 | HYD-27.3 | Grain size < 0.0273 mm, Hydrometer | % | | | | | | |
| 0.0271 | HYD-27.1 | Grain size < 0.0271 mm, Hydrometer | % | | | | | | |
| 0.0269 | HYD-26.9 | Grain size < 0.0269 mm, Hydrometer | % | | | | | | |
| 0.0265 | HYD-26.5 | Grain size < 0.0265 mm, Hydrometer | % | | | | | | |
| 0.0263 | HYD-26.3 | Grain size < 0.0263 mm, Hydrometer | % | | | | | | |
| 0.0261 | HYD-26.1 | Grain size < 0.0261 mm, Hydrometer | % | | | | | | |
| 0.0256 | HYD-25.6 | Grain size < 0.0256 mm, Hydrometer | % | | | | | | |
| 0.0252 | HYD-25.2 | Grain size < 0.0252 mm, Hydrometer | % | | | | | | |

| | | | | | | | | | |
|---|---|---|---|---|---|---|---|---|---|
| | | | | % pass through | % retained | % pass through | % retained | % pass through | % retained |
| | | | SYS_LOC_CODE | 309 | 309 | 310 | 310 | 310 | 310 |
| | | | DEPTH_INTERVAL | 0 - 2 cm | 0 - 2 cm | 0 - 2 cm | 0 - 2 cm | 0 - 2 cm | 0 - 2 cm |
| | | | SAMPLE_TYPE_CODE | N | N | N | N | FD | FD |
| | | | SYS_SAMPLE_CODE | S-309-20FSP20-01 | S-309-20FSP20-01 | S-310-20FSP20-01 | S-310-20FSP20-01 | S-310-20FSP20-01-REP | S-310-20FSP20-01-REP |
| 0.0321 | HYD-32.1 | Grain size < 0.0321 mm, Hydrometer | % | | | | | | |
| 0.032 | HYD-32.0 | Grain size < 0.0320 mm, Hydrometer | % | | | | | | |
| 0.0319 | HYD-31.9 | Grain size < 0.0319 mm, Hydrometer | % | | | | | | |
| 0.0318 | HYD-31.8 | Grain size < 0.0318 mm, Hydrometer | % | | | | | | |
| 0.0316 | HYD-31.6 | Grain size < 0.0316 mm, Hydrometer | % | | | 33 | 67 | | |
| 0.0314 | HYD-31.4 | Grain size < 0.0314 mm, Hydrometer | % | | | | | | |
| 0.0313 | HYD-31.3 | Grain size < 0.0313 mm, Hydrometer | % | | | | | | |
| 0.0307 | HYD-30.7 | Grain size < 0.0307 mm, Hydrometer | % | | | | | | |
| 0.0306 | HYD-30.6 | Grain size < 0.0306 mm, Hydrometer | % | | | | | | |
| 0.0305 | HYD-30.5 | Grain size < 0.0305 mm, Hydrometer | % | | | | | | |
| 0.0304 | HYD-30.4 | Grain size < 0.0304 mm, Hydrometer | % | | | | | | |
| 0.0302 | HYD-30.2 | Grain size < 0.0302 mm, Hydrometer | % | | | | | | |
| 0.03 | HYD-30.0 | Grain size < 0.0300 mm, Hydrometer | % | | | | | | |
| 0.0299 | HYD-29.9 | Grain size < 0.0299 mm, Hydrometer | % | | | | | | |
| 0.0297 | HYD-29.7 | Grain size < 0.0297 mm, Hydrometer | % | | | | | | |
| 0.0296 | HYD-29.6 | Grain size < 0.0296 mm, Hydrometer | % | | | | | | |
| 0.0294 | HYD-29.4 | Grain size < 0.0294 mm, Hydrometer | % | | | | | | |
| 0.0292 | HYD-29.2 | Grain size < 0.0292 mm, Hydrometer | % | | | | | | |
| 0.029 | HYD-29.0 | Grain size < 0.0290 mm, Hydrometer | % | | | | | | |
| 0.0289 | HYD-28.9 | Grain size < 0.0289 mm, Hydrometer | % | | | | | | |
| 0.0288 | HYD-28.8 | Grain size < 0.0288 mm, Hydrometer | % | | | | | | |
| 0.0287 | HYD-28.7 | Grain size < 0.0287 mm, Hydrometer | % | | | | | | |
| 0.0286 | HYD-28.6 | Grain size < 0.0286 mm, Hydrometer | % | | | | | | |
| 0.0284 | HYD-28.4 | Grain size < 0.0284 mm, Hydrometer | % | | | | | | |
| 0.0282 | HYD-28.2 | Grain size < 0.0282 mm, Hydrometer | % | | | | | | |
| 0.028 | HYD-28.0 | Grain size < 0.0280 mm, Hydrometer | % | | | | | | |
| 0.0276 | HYD-27.6 | Grain size < 0.0276 mm, Hydrometer | % | | | | | | |
| 0.0273 | HYD-27.3 | Grain size < 0.0273 mm, Hydrometer | % | | | | | | |
| 0.0271 | HYD-27.1 | Grain size < 0.0271 mm, Hydrometer | % | | | | | | |
| 0.0269 | HYD-26.9 | Grain size < 0.0269 mm, Hydrometer | % | | | | | | |
| 0.0265 | HYD-26.5 | Grain size < 0.0265 mm, Hydrometer | % | | | | | | |
| 0.0263 | HYD-26.3 | Grain size < 0.0263 mm, Hydrometer | % | | | | | | |
| 0.0261 | HYD-26.1 | Grain size < 0.0261 mm, Hydrometer | % | | | | | | |
| 0.0256 | HYD-25.6 | Grain size < 0.0256 mm, Hydrometer | % | | | | | 32 | 68 |
| 0.0252 | HYD-25.2 | Grain size < 0.0252 mm, Hydrometer | % | | | | | | |

| | | | | % pass through | % retained | % pass through | % retained | % pass through | % retained |
|---|---|---|---|---|---|---|---|---|---|
| | | | SYS_LOC_CODE | 311 | 311 | 317 | 317 | 318 | 318 |
| | | | DEPTH_INTERVAL | 0 - 2 cm | 0 - 2 cm | 0 - 2 cm | 0 - 2 cm | 0 - 2 cm | 0 - 2 cm |
| | | | SAMPLE_TYPE_CODE | N | N | N | N | N | N |
| | | | SYS_SAMPLE_CODE | S-311-20FSP20-01 | S-311-20FSP20-01 | S-317-20FSP20-01 | S-317-20FSP20-01 | S-318-20FSP20-01 | S-318-20FSP20-01 |
| 0.0321 | HYD-32.1 | Grain size < 0.0321 mm, Hydrometer | % | | | | | | |
| 0.032 | HYD-32.0 | Grain size < 0.0320 mm, Hydrometer | % | | | | | | |
| 0.0319 | HYD-31.9 | Grain size < 0.0319 mm, Hydrometer | % | | | | | | |
| 0.0318 | HYD-31.8 | Grain size < 0.0318 mm, Hydrometer | % | | | | | | |
| 0.0316 | HYD-31.6 | Grain size < 0.0316 mm, Hydrometer | % | | | | | | |
| 0.0314 | HYD-31.4 | Grain size < 0.0314 mm, Hydrometer | % | | | | | | |
| 0.0313 | HYD-31.3 | Grain size < 0.0313 mm, Hydrometer | % | | | | | | |
| 0.0307 | HYD-30.7 | Grain size < 0.0307 mm, Hydrometer | % | | | | | | |
| 0.0306 | HYD-30.6 | Grain size < 0.0306 mm, Hydrometer | % | | | | | | |
| 0.0305 | HYD-30.5 | Grain size < 0.0305 mm, Hydrometer | % | | | | | | |
| 0.0304 | HYD-30.4 | Grain size < 0.0304 mm, Hydrometer | % | | | | | | |
| 0.0302 | HYD-30.2 | Grain size < 0.0302 mm, Hydrometer | % | | | | | | |
| 0.03 | HYD-30.0 | Grain size < 0.0300 mm, Hydrometer | % | | | | | | |
| 0.0299 | HYD-29.9 | Grain size < 0.0299 mm, Hydrometer | % | | | | | | |
| 0.0297 | HYD-29.7 | Grain size < 0.0297 mm, Hydrometer | % | | | | | | |
| 0.0296 | HYD-29.6 | Grain size < 0.0296 mm, Hydrometer | % | | | | | | |
| 0.0294 | HYD-29.4 | Grain size < 0.0294 mm, Hydrometer | % | | | | | | |
| 0.0292 | HYD-29.2 | Grain size < 0.0292 mm, Hydrometer | % | | | | | | |
| 0.029 | HYD-29.0 | Grain size < 0.0290 mm, Hydrometer | % | | | | | | |
| 0.0289 | HYD-28.9 | Grain size < 0.0289 mm, Hydrometer | % | | | | | | |
| 0.0288 | HYD-28.8 | Grain size < 0.0288 mm, Hydrometer | % | | | | | | |
| 0.0287 | HYD-28.7 | Grain size < 0.0287 mm, Hydrometer | % | | | 70 | 30 | | |
| 0.0286 | HYD-28.6 | Grain size < 0.0286 mm, Hydrometer | % | | | | | | |
| 0.0284 | HYD-28.4 | Grain size < 0.0284 mm, Hydrometer | % | | | | | | |
| 0.0282 | HYD-28.2 | Grain size < 0.0282 mm, Hydrometer | % | | | | | | |
| 0.028 | HYD-28.0 | Grain size < 0.0280 mm, Hydrometer | % | | | | | | |
| 0.0276 | HYD-27.6 | Grain size < 0.0276 mm, Hydrometer | % | | | | | | |
| 0.0273 | HYD-27.3 | Grain size < 0.0273 mm, Hydrometer | % | | | | | | |
| 0.0271 | HYD-27.1 | Grain size < 0.0271 mm, Hydrometer | % | | | | | | |
| 0.0269 | HYD-26.9 | Grain size < 0.0269 mm, Hydrometer | % | | | | | | |
| 0.0265 | HYD-26.5 | Grain size < 0.0265 mm, Hydrometer | % | | | | | | |
| 0.0263 | HYD-26.3 | Grain size < 0.0263 mm, Hydrometer | % | | | | | | |
| 0.0261 | HYD-26.1 | Grain size < 0.0261 mm, Hydrometer | % | | | | | | |
| 0.0256 | HYD-25.6 | Grain size < 0.0256 mm, Hydrometer | % | | | | | | |
| 0.0252 | HYD-25.2 | Grain size < 0.0252 mm, Hydrometer | % | | | | | | |

| | | | | | | | | | |
|---|---|---|---|---|---|---|---|---|---|
| | | | | % pass through | % retained | % pass through | % retained | % pass through | % retained |
| | | | SYS_LOC_CODE | 323 | 323 | 324 | 324 | 325 | 325 |
| | | | DEPTH_INTERVAL | 0 - 2 cm | 0 - 2 cm | 0 - 2 cm | 0 - 2 cm | 0 - 2 cm | 0 - 2 cm |
| | | | SAMPLE_TYPE_CODE | N | N | N | N | N | N |
| | | | SYS_SAMPLE_CODE | S-323-20FSP20-01 | S-323-20FSP20-01 | S-324-20FSP20-01 | S-324-20FSP20-01 | S-325-20FSP20-01 | S-325-20FSP20-01 |
| 0.0321 | HYD-32.1 | Grain size < 0.0321 mm, Hydrometer | % | | | | | | |
| 0.032 | HYD-32.0 | Grain size < 0.0320 mm, Hydrometer | % | | | | | | |
| 0.0319 | HYD-31.9 | Grain size < 0.0319 mm, Hydrometer | % | | | | | | |
| 0.0318 | HYD-31.8 | Grain size < 0.0318 mm, Hydrometer | % | | | | | | |
| 0.0316 | HYD-31.6 | Grain size < 0.0316 mm, Hydrometer | % | | | | | | |
| 0.0314 | HYD-31.4 | Grain size < 0.0314 mm, Hydrometer | % | | | | | | |
| 0.0313 | HYD-31.3 | Grain size < 0.0313 mm, Hydrometer | % | | | | | | |
| 0.0307 | HYD-30.7 | Grain size < 0.0307 mm, Hydrometer | % | | | | | | |
| 0.0306 | HYD-30.6 | Grain size < 0.0306 mm, Hydrometer | % | | | | | | |
| 0.0305 | HYD-30.5 | Grain size < 0.0305 mm, Hydrometer | % | | | | | | |
| 0.0304 | HYD-30.4 | Grain size < 0.0304 mm, Hydrometer | % | | | | | | |
| 0.0302 | HYD-30.2 | Grain size < 0.0302 mm, Hydrometer | % | | | | | | |
| 0.03 | HYD-30.0 | Grain size < 0.0300 mm, Hydrometer | % | | | | | | |
| 0.0299 | HYD-29.9 | Grain size < 0.0299 mm, Hydrometer | % | | | | | | |
| 0.0297 | HYD-29.7 | Grain size < 0.0297 mm, Hydrometer | % | | | | | | |
| 0.0296 | HYD-29.6 | Grain size < 0.0296 mm, Hydrometer | % | | | | | | |
| 0.0294 | HYD-29.4 | Grain size < 0.0294 mm, Hydrometer | % | | | | | | |
| 0.0292 | HYD-29.2 | Grain size < 0.0292 mm, Hydrometer | % | | | | | | |
| 0.029 | HYD-29.0 | Grain size < 0.0290 mm, Hydrometer | % | | | | | | |
| 0.0289 | HYD-28.9 | Grain size < 0.0289 mm, Hydrometer | % | | | | | | |
| 0.0288 | HYD-28.8 | Grain size < 0.0288 mm, Hydrometer | % | | | | | | |
| 0.0287 | HYD-28.7 | Grain size < 0.0287 mm, Hydrometer | % | | | | | | |
| 0.0286 | HYD-28.6 | Grain size < 0.0286 mm, Hydrometer | % | | | | | | |
| 0.0284 | HYD-28.4 | Grain size < 0.0284 mm, Hydrometer | % | | | | | | |
| 0.0282 | HYD-28.2 | Grain size < 0.0282 mm, Hydrometer | % | | | | | | |
| 0.028 | HYD-28.0 | Grain size < 0.0280 mm, Hydrometer | % | | | | | | |
| 0.0276 | HYD-27.6 | Grain size < 0.0276 mm, Hydrometer | % | | | | | | |
| 0.0273 | HYD-27.3 | Grain size < 0.0273 mm, Hydrometer | % | | | | | | |
| 0.0271 | HYD-27.1 | Grain size < 0.0271 mm, Hydrometer | % | | | | | | |
| 0.0269 | HYD-26.9 | Grain size < 0.0269 mm, Hydrometer | % | | | | | | |
| 0.0265 | HYD-26.5 | Grain size < 0.0265 mm, Hydrometer | % | | | | | | |
| 0.0263 | HYD-26.3 | Grain size < 0.0263 mm, Hydrometer | % | | | | | | |
| 0.0261 | HYD-26.1 | Grain size < 0.0261 mm, Hydrometer | % | | | | | | |
| 0.0256 | HYD-25.6 | Grain size < 0.0256 mm, Hydrometer | % | | | | | | |
| 0.0252 | HYD-25.2 | Grain size < 0.0252 mm, Hydrometer | % | | | | | | |

| | | | | | | | | | |
|---|---|---|---|---|---|---|---|---|---|
| | | | | % pass through | % retained | % pass through | % retained | % pass through | % retained |
| | | | SYS_LOC_CODE | 325 | 325 | 331 | 331 | 332 | 332 |
| | | | DEPTH_INTERVAL | 0 - 2 cm | 0 - 2 cm | 0 - 2 cm | 0 - 2 cm | 0 - 2 cm | 0 - 2 cm |
| | | | SAMPLE_TYPE_CODE | FD | FD | N | N | N | N |
| | | | SYS_SAMPLE_CODE | S-325-20FSP20-01-REP | S-325-20FSP20-01-REP | S-331-20FSP20-01 | S-331-20FSP20-01 | S-332-20FSP20-01 | S-332-20FSP20-01 |
| 0.0321 | HYD-32.1 | Grain size < 0.0321 mm, Hydrometer | % | | | | | | |
| 0.032 | HYD-32.0 | Grain size < 0.0320 mm, Hydrometer | % | | | | | | |
| 0.0319 | HYD-31.9 | Grain size < 0.0319 mm, Hydrometer | % | | | | | | |
| 0.0318 | HYD-31.8 | Grain size < 0.0318 mm, Hydrometer | % | | | | | | |
| 0.0316 | HYD-31.6 | Grain size < 0.0316 mm, Hydrometer | % | | | 38 | 62 | | |
| 0.0314 | HYD-31.4 | Grain size < 0.0314 mm, Hydrometer | % | | | | | 19 | 81 |
| 0.0313 | HYD-31.3 | Grain size < 0.0313 mm, Hydrometer | % | | | | | | |
| 0.0307 | HYD-30.7 | Grain size < 0.0307 mm, Hydrometer | % | | | | | | |
| 0.0306 | HYD-30.6 | Grain size < 0.0306 mm, Hydrometer | % | | | | | | |
| 0.0305 | HYD-30.5 | Grain size < 0.0305 mm, Hydrometer | % | | | | | | |
| 0.0304 | HYD-30.4 | Grain size < 0.0304 mm, Hydrometer | % | | | | | | |
| 0.0302 | HYD-30.2 | Grain size < 0.0302 mm, Hydrometer | % | | | | | | |
| 0.03 | HYD-30.0 | Grain size < 0.0300 mm, Hydrometer | % | | | | | | |
| 0.0299 | HYD-29.9 | Grain size < 0.0299 mm, Hydrometer | % | | | | | | |
| 0.0297 | HYD-29.7 | Grain size < 0.0297 mm, Hydrometer | % | | | | | | |
| 0.0296 | HYD-29.6 | Grain size < 0.0296 mm, Hydrometer | % | | | | | | |
| 0.0294 | HYD-29.4 | Grain size < 0.0294 mm, Hydrometer | % | | | | | | |
| 0.0292 | HYD-29.2 | Grain size < 0.0292 mm, Hydrometer | % | | | | | | |
| 0.029 | HYD-29.0 | Grain size < 0.0290 mm, Hydrometer | % | | | | | | |
| 0.0289 | HYD-28.9 | Grain size < 0.0289 mm, Hydrometer | % | | | | | | |
| 0.0288 | HYD-28.8 | Grain size < 0.0288 mm, Hydrometer | % | | | | | | |
| 0.0287 | HYD-28.7 | Grain size < 0.0287 mm, Hydrometer | % | | | | | | |
| 0.0286 | HYD-28.6 | Grain size < 0.0286 mm, Hydrometer | % | | | | | | |
| 0.0284 | HYD-28.4 | Grain size < 0.0284 mm, Hydrometer | % | | | | | | |
| 0.0282 | HYD-28.2 | Grain size < 0.0282 mm, Hydrometer | % | | | | | | |
| 0.028 | HYD-28.0 | Grain size < 0.0280 mm, Hydrometer | % | 52 | 48 | | | | |
| 0.0276 | HYD-27.6 | Grain size < 0.0276 mm, Hydrometer | % | | | | | | |
| 0.0273 | HYD-27.3 | Grain size < 0.0273 mm, Hydrometer | % | | | | | | |
| 0.0271 | HYD-27.1 | Grain size < 0.0271 mm, Hydrometer | % | | | | | | |
| 0.0269 | HYD-26.9 | Grain size < 0.0269 mm, Hydrometer | % | | | | | | |
| 0.0265 | HYD-26.5 | Grain size < 0.0265 mm, Hydrometer | % | | | | | | |
| 0.0263 | HYD-26.3 | Grain size < 0.0263 mm, Hydrometer | % | | | | | | |
| 0.0261 | HYD-26.1 | Grain size < 0.0261 mm, Hydrometer | % | | | | | | |
| 0.0256 | HYD-25.6 | Grain size < 0.0256 mm, Hydrometer | % | | | | | | |
| 0.0252 | HYD-25.2 | Grain size < 0.0252 mm, Hydrometer | % | | | | | | |

| | | | | | | | | | |
|---|---|---|---|---|---|---|---|---|---|
| | | | | % pass through | % retained | % pass through | % retained | % pass through | % retained |
| | | | SYS_LOC_CODE | 333 | 333 | 334 | 334 | 335 | 335 |
| | | | DEPTH_INTERVAL | 0 - 2 cm | 0 - 2 cm | 0 - 2 cm | 0 - 2 cm | 0 - 2 cm | 0 - 2 cm |
| | | | SAMPLE_TYPE_CODE | N | N | N | N | N | N |
| | | | SYS_SAMPLE_CODE | S-333-20FSP20-01 | S-333-20FSP20-01 | S-334-20FSP20-01 | S-334-20FSP20-01 | S-335-20FSP20-01 | S-335-20FSP20-01 |
| 0.0321 | HYD-32.1 | Grain size < 0.0321 mm, Hydrometer | % | | | | | | |
| 0.032 | HYD-32.0 | Grain size < 0.0320 mm, Hydrometer | % | | | | | 66 | 34 |
| 0.0319 | HYD-31.9 | Grain size < 0.0319 mm, Hydrometer | % | | | | | | |
| 0.0318 | HYD-31.8 | Grain size < 0.0318 mm, Hydrometer | % | | | | | | |
| 0.0316 | HYD-31.6 | Grain size < 0.0316 mm, Hydrometer | % | | | | | | |
| 0.0314 | HYD-31.4 | Grain size < 0.0314 mm, Hydrometer | % | | | | | | |
| 0.0313 | HYD-31.3 | Grain size < 0.0313 mm, Hydrometer | % | | | | | | |
| 0.0307 | HYD-30.7 | Grain size < 0.0307 mm, Hydrometer | % | | | | | | |
| 0.0306 | HYD-30.6 | Grain size < 0.0306 mm, Hydrometer | % | | | | | | |
| 0.0305 | HYD-30.5 | Grain size < 0.0305 mm, Hydrometer | % | | | | | | |
| 0.0304 | HYD-30.4 | Grain size < 0.0304 mm, Hydrometer | % | | | | | | |
| 0.0302 | HYD-30.2 | Grain size < 0.0302 mm, Hydrometer | % | | | | | | |
| 0.03 | HYD-30.0 | Grain size < 0.0300 mm, Hydrometer | % | | | | | | |
| 0.0299 | HYD-29.9 | Grain size < 0.0299 mm, Hydrometer | % | | | | | | |
| 0.0297 | HYD-29.7 | Grain size < 0.0297 mm, Hydrometer | % | | | | | | |
| 0.0296 | HYD-29.6 | Grain size < 0.0296 mm, Hydrometer | % | | | | | | |
| 0.0294 | HYD-29.4 | Grain size < 0.0294 mm, Hydrometer | % | | | | | | |
| 0.0292 | HYD-29.2 | Grain size < 0.0292 mm, Hydrometer | % | | | | | | |
| 0.029 | HYD-29.0 | Grain size < 0.0290 mm, Hydrometer | % | | | 64 | 36 | | |
| 0.0289 | HYD-28.9 | Grain size < 0.0289 mm, Hydrometer | % | | | | | | |
| 0.0288 | HYD-28.8 | Grain size < 0.0288 mm, Hydrometer | % | | | | | | |
| 0.0287 | HYD-28.7 | Grain size < 0.0287 mm, Hydrometer | % | | | | | | |
| 0.0286 | HYD-28.6 | Grain size < 0.0286 mm, Hydrometer | % | | | | | | |
| 0.0284 | HYD-28.4 | Grain size < 0.0284 mm, Hydrometer | % | | | | | | |
| 0.0282 | HYD-28.2 | Grain size < 0.0282 mm, Hydrometer | % | | | | | | |
| 0.028 | HYD-28.0 | Grain size < 0.0280 mm, Hydrometer | % | | | | | | |
| 0.0276 | HYD-27.6 | Grain size < 0.0276 mm, Hydrometer | % | | | | | | |
| 0.0273 | HYD-27.3 | Grain size < 0.0273 mm, Hydrometer | % | | | | | | |
| 0.0271 | HYD-27.1 | Grain size < 0.0271 mm, Hydrometer | % | | | | | | |
| 0.0269 | HYD-26.9 | Grain size < 0.0269 mm, Hydrometer | % | | | | | | |
| 0.0265 | HYD-26.5 | Grain size < 0.0265 mm, Hydrometer | % | | | | | | |
| 0.0263 | HYD-26.3 | Grain size < 0.0263 mm, Hydrometer | % | | | | | | |
| 0.0261 | HYD-26.1 | Grain size < 0.0261 mm, Hydrometer | % | | | | | | |
| 0.0256 | HYD-25.6 | Grain size < 0.0256 mm, Hydrometer | % | | | | | | |
| 0.0252 | HYD-25.2 | Grain size < 0.0252 mm, Hydrometer | % | | | | | | |

| | | | | | | | | | |
|---|---|---|---|---|---|---|---|---|---|
| | | | | % pass through | % retained | % pass through | % retained | % pass through | % retained |
| | | | SYS_LOC_CODE | 338 | 338 | 339 | 339 | 340 | 340 |
| | | | DEPTH_INTERVAL | 0 - 2 cm | 0 - 2 cm | 0 - 2 cm | 0 - 2 cm | 0 - 2 cm | 0 - 2 cm |
| | | | SAMPLE_TYPE_CODE | N | N | N | N | N | N |
| | | | SYS_SAMPLE_CODE | S-338-20FSP20-01 | S-338-20FSP20-01 | S-339-20FSP20-01 | S-339-20FSP20-01 | S-340-20FSP20-01 | S-340-20FSP20-01 |
| 0.0321 | HYD-32.1 | Grain size < 0.0321 mm, Hydrometer | % | | | | | | |
| 0.032 | HYD-32.0 | Grain size < 0.0320 mm, Hydrometer | % | | | | | | |
| 0.0319 | HYD-31.9 | Grain size < 0.0319 mm, Hydrometer | % | | | 51 | 49 | | |
| 0.0318 | HYD-31.8 | Grain size < 0.0318 mm, Hydrometer | % | | | | | | |
| 0.0316 | HYD-31.6 | Grain size < 0.0316 mm, Hydrometer | % | | | | | | |
| 0.0314 | HYD-31.4 | Grain size < 0.0314 mm, Hydrometer | % | | | | | | |
| 0.0313 | HYD-31.3 | Grain size < 0.0313 mm, Hydrometer | % | | | | | | |
| 0.0307 | HYD-30.7 | Grain size < 0.0307 mm, Hydrometer | % | | | | | | |
| 0.0306 | HYD-30.6 | Grain size < 0.0306 mm, Hydrometer | % | | | | | | |
| 0.0305 | HYD-30.5 | Grain size < 0.0305 mm, Hydrometer | % | | | | | | |
| 0.0304 | HYD-30.4 | Grain size < 0.0304 mm, Hydrometer | % | | | | | | |
| 0.0302 | HYD-30.2 | Grain size < 0.0302 mm, Hydrometer | % | | | | | | |
| 0.03 | HYD-30.0 | Grain size < 0.0300 mm, Hydrometer | % | | | | | | |
| 0.0299 | HYD-29.9 | Grain size < 0.0299 mm, Hydrometer | % | | | | | | |
| 0.0297 | HYD-29.7 | Grain size < 0.0297 mm, Hydrometer | % | | | | | | |
| 0.0296 | HYD-29.6 | Grain size < 0.0296 mm, Hydrometer | % | | | | | | |
| 0.0294 | HYD-29.4 | Grain size < 0.0294 mm, Hydrometer | % | | | | | | |
| 0.0292 | HYD-29.2 | Grain size < 0.0292 mm, Hydrometer | % | | | | | | |
| 0.029 | HYD-29.0 | Grain size < 0.0290 mm, Hydrometer | % | | | | | | |
| 0.0289 | HYD-28.9 | Grain size < 0.0289 mm, Hydrometer | % | | | | | | |
| 0.0288 | HYD-28.8 | Grain size < 0.0288 mm, Hydrometer | % | | | | | | |
| 0.0287 | HYD-28.7 | Grain size < 0.0287 mm, Hydrometer | % | | | | | 58 | 42 |
| 0.0286 | HYD-28.6 | Grain size < 0.0286 mm, Hydrometer | % | | | | | | |
| 0.0284 | HYD-28.4 | Grain size < 0.0284 mm, Hydrometer | % | | | | | | |
| 0.0282 | HYD-28.2 | Grain size < 0.0282 mm, Hydrometer | % | | | | | | |
| 0.028 | HYD-28.0 | Grain size < 0.0280 mm, Hydrometer | % | | | | | | |
| 0.0276 | HYD-27.6 | Grain size < 0.0276 mm, Hydrometer | % | 59 | 41 | | | | |
| 0.0273 | HYD-27.3 | Grain size < 0.0273 mm, Hydrometer | % | | | | | | |
| 0.0271 | HYD-27.1 | Grain size < 0.0271 mm, Hydrometer | % | | | | | | |
| 0.0269 | HYD-26.9 | Grain size < 0.0269 mm, Hydrometer | % | | | | | | |
| 0.0265 | HYD-26.5 | Grain size < 0.0265 mm, Hydrometer | % | | | | | | |
| 0.0263 | HYD-26.3 | Grain size < 0.0263 mm, Hydrometer | % | | | | | | |
| 0.0261 | HYD-26.1 | Grain size < 0.0261 mm, Hydrometer | % | | | | | | |
| 0.0256 | HYD-25.6 | Grain size < 0.0256 mm, Hydrometer | % | | | | | | |
| 0.0252 | HYD-25.2 | Grain size < 0.0252 mm, Hydrometer | % | | | | | | |

| | | | | | | | | | |
|---|---|---|---|---|---|---|---|---|---|
| | | | | % pass through | % retained | % pass through | % retained | % pass through | % retained |
| | | | SYS_LOC_CODE | 341 | 341 | 345 | 345 | 346 | 346 |
| | | | DEPTH_INTERVAL | 0 - 2 cm | 0 - 2 cm | 0 - 2 cm | 0 - 2 cm | 0 - 2 cm | 0 - 2 cm |
| | | | SAMPLE_TYPE_CODE | N | N | N | N | N | N |
| | | | SYS_SAMPLE_CODE | S-341-20FSP20-01 | S-341-20FSP20-01 | S-345-20FSP20-01 | S-345-20FSP20-01 | S-346-20FSP20-01 | S-346-20FSP20-01 |
| 0.0321 | HYD-32.1 | Grain size < 0.0321 mm, Hydrometer | % | | | | | | |
| 0.032 | HYD-32.0 | Grain size < 0.0320 mm, Hydrometer | % | | | | | | |
| 0.0319 | HYD-31.9 | Grain size < 0.0319 mm, Hydrometer | % | | | | | | |
| 0.0318 | HYD-31.8 | Grain size < 0.0318 mm, Hydrometer | % | | | | | | |
| 0.0316 | HYD-31.6 | Grain size < 0.0316 mm, Hydrometer | % | | | | | | |
| 0.0314 | HYD-31.4 | Grain size < 0.0314 mm, Hydrometer | % | | | | | | |
| 0.0313 | HYD-31.3 | Grain size < 0.0313 mm, Hydrometer | % | | | | | | |
| 0.0307 | HYD-30.7 | Grain size < 0.0307 mm, Hydrometer | % | | | | | | |
| 0.0306 | HYD-30.6 | Grain size < 0.0306 mm, Hydrometer | % | | | | | | |
| 0.0305 | HYD-30.5 | Grain size < 0.0305 mm, Hydrometer | % | | | | | | |
| 0.0304 | HYD-30.4 | Grain size < 0.0304 mm, Hydrometer | % | | | | | | |
| 0.0302 | HYD-30.2 | Grain size < 0.0302 mm, Hydrometer | % | | | | | 9 | 91 |
| 0.03 | HYD-30.0 | Grain size < 0.0300 mm, Hydrometer | % | | | | | | |
| 0.0299 | HYD-29.9 | Grain size < 0.0299 mm, Hydrometer | % | | | | | | |
| 0.0297 | HYD-29.7 | Grain size < 0.0297 mm, Hydrometer | % | | | | | | |
| 0.0296 | HYD-29.6 | Grain size < 0.0296 mm, Hydrometer | % | | | | | | |
| 0.0294 | HYD-29.4 | Grain size < 0.0294 mm, Hydrometer | % | | | | | | |
| 0.0292 | HYD-29.2 | Grain size < 0.0292 mm, Hydrometer | % | | | | | | |
| 0.029 | HYD-29.0 | Grain size < 0.0290 mm, Hydrometer | % | | | | | | |
| 0.0289 | HYD-28.9 | Grain size < 0.0289 mm, Hydrometer | % | | | 58 | 42 | | |
| 0.0288 | HYD-28.8 | Grain size < 0.0288 mm, Hydrometer | % | | | | | | |
| 0.0287 | HYD-28.7 | Grain size < 0.0287 mm, Hydrometer | % | | | | | | |
| 0.0286 | HYD-28.6 | Grain size < 0.0286 mm, Hydrometer | % | | | | | | |
| 0.0284 | HYD-28.4 | Grain size < 0.0284 mm, Hydrometer | % | | | | | | |
| 0.0282 | HYD-28.2 | Grain size < 0.0282 mm, Hydrometer | % | | | | | | |
| 0.028 | HYD-28.0 | Grain size < 0.0280 mm, Hydrometer | % | | | | | | |
| 0.0276 | HYD-27.6 | Grain size < 0.0276 mm, Hydrometer | % | | | | | | |
| 0.0273 | HYD-27.3 | Grain size < 0.0273 mm, Hydrometer | % | | | | | | |
| 0.0271 | HYD-27.1 | Grain size < 0.0271 mm, Hydrometer | % | | | | | | |
| 0.0269 | HYD-26.9 | Grain size < 0.0269 mm, Hydrometer | % | | | | | | |
| 0.0265 | HYD-26.5 | Grain size < 0.0265 mm, Hydrometer | % | | | | | | |
| 0.0263 | HYD-26.3 | Grain size < 0.0263 mm, Hydrometer | % | | | | | | |
| 0.0261 | HYD-26.1 | Grain size < 0.0261 mm, Hydrometer | % | | | | | | |
| 0.0256 | HYD-25.6 | Grain size < 0.0256 mm, Hydrometer | % | | | | | | |
| 0.0252 | HYD-25.2 | Grain size < 0.0252 mm, Hydrometer | % | | | | | | |

| | | | | % pass through | % retained | % pass through | % retained |
|---|---|---|---|---|---|---|---|
| | | | SYS_LOC_CODE | 349 | 349 | 352 | 352 |
| | | | DEPTH_INTERVAL | 0 - 2 cm | 0 - 2 cm | 0 - 2 cm | 0 - 2 cm |
| | | | SAMPLE_TYPE_CODE | N | N | N | N |
| | | | SYS_SAMPLE_CODE | S-349-20FSP20-01 | S-349-20FSP20-01 | S-352-20FSP20-01 | S-352-20FSP20-01 |
| 0.0321 | HYD-32.1 | Grain size < 0.0321 mm, Hydrometer | % | | | | |
| 0.032 | HYD-32.0 | Grain size < 0.0320 mm, Hydrometer | % | | | | |
| 0.0319 | HYD-31.9 | Grain size < 0.0319 mm, Hydrometer | % | | | | |
| 0.0318 | HYD-31.8 | Grain size < 0.0318 mm, Hydrometer | % | | | | |
| 0.0316 | HYD-31.6 | Grain size < 0.0316 mm, Hydrometer | % | | | | |
| 0.0314 | HYD-31.4 | Grain size < 0.0314 mm, Hydrometer | % | | | | |
| 0.0313 | HYD-31.3 | Grain size < 0.0313 mm, Hydrometer | % | | | | |
| 0.0307 | HYD-30.7 | Grain size < 0.0307 mm, Hydrometer | % | | | | |
| 0.0306 | HYD-30.6 | Grain size < 0.0306 mm, Hydrometer | % | | | | |
| 0.0305 | HYD-30.5 | Grain size < 0.0305 mm, Hydrometer | % | | | | |
| 0.0304 | HYD-30.4 | Grain size < 0.0304 mm, Hydrometer | % | | | | |
| 0.0302 | HYD-30.2 | Grain size < 0.0302 mm, Hydrometer | % | | | | |
| 0.03 | HYD-30.0 | Grain size < 0.0300 mm, Hydrometer | % | | | | |
| 0.0299 | HYD-29.9 | Grain size < 0.0299 mm, Hydrometer | % | | | | |
| 0.0297 | HYD-29.7 | Grain size < 0.0297 mm, Hydrometer | % | | | | |
| 0.0296 | HYD-29.6 | Grain size < 0.0296 mm, Hydrometer | % | | | | |
| 0.0294 | HYD-29.4 | Grain size < 0.0294 mm, Hydrometer | % | | | | |
| 0.0292 | HYD-29.2 | Grain size < 0.0292 mm, Hydrometer | % | | | | |
| 0.029 | HYD-29.0 | Grain size < 0.0290 mm, Hydrometer | % | | | | |
| 0.0289 | HYD-28.9 | Grain size < 0.0289 mm, Hydrometer | % | | | | |
| 0.0288 | HYD-28.8 | Grain size < 0.0288 mm, Hydrometer | % | | | | |
| 0.0287 | HYD-28.7 | Grain size < 0.0287 mm, Hydrometer | % | | | | |
| 0.0286 | HYD-28.6 | Grain size < 0.0286 mm, Hydrometer | % | | | | |
| 0.0284 | HYD-28.4 | Grain size < 0.0284 mm, Hydrometer | % | | | | |
| 0.0282 | HYD-28.2 | Grain size < 0.0282 mm, Hydrometer | % | | | | |
| 0.028 | HYD-28.0 | Grain size < 0.0280 mm, Hydrometer | % | | | | |
| 0.0276 | HYD-27.6 | Grain size < 0.0276 mm, Hydrometer | % | | | | |
| 0.0273 | HYD-27.3 | Grain size < 0.0273 mm, Hydrometer | % | | | | |
| 0.0271 | HYD-27.1 | Grain size < 0.0271 mm, Hydrometer | % | | | | |
| 0.0269 | HYD-26.9 | Grain size < 0.0269 mm, Hydrometer | % | | | | |
| 0.0265 | HYD-26.5 | Grain size < 0.0265 mm, Hydrometer | % | | | | |
| 0.0263 | HYD-26.3 | Grain size < 0.0263 mm, Hydrometer | % | | | | |
| 0.0261 | HYD-26.1 | Grain size < 0.0261 mm, Hydrometer | % | | | | |
| 0.0256 | HYD-25.6 | Grain size < 0.0256 mm, Hydrometer | % | | | | |
| 0.0252 | HYD-25.2 | Grain size < 0.0252 mm, Hydrometer | % | | | | |

| | | | | | | | | | |
|---|---|---|---|---|---|---|---|---|---|
| | | | | % pass through | % retained | % pass through | % retained | % pass through | % retained |
| | | | SYS_LOC_CODE | 105 | 105 | 108 | 108 | 109 | 109 |
| | | | DEPTH_INTERVAL | 0 - 2 cm | 0 - 2 cm | 0 - 2 cm | 0 - 2 cm | 0 - 2 cm | 0 - 2 cm |
| | | | SAMPLE_TYPE_CODE | N | N | N | N | N | N |
| | | | SYS_SAMPLE_CODE | S-105-20FSP20-01 | S-105-20FSP20-01 | S-108-20FSP20-01 | S-108-20FSP20-01 | S-109-20FSP20-01 | S-109-20FSP20-01 |
| 0.0249 | HYD-24.9 | Grain size < 0.0249 mm, Hydrometer | % | | | | | | |
| 0.0243 | HYD-24.3 | Grain size < 0.0243 mm, Hydrometer | % | 72 | 28 | | | | |
| 0.0233 | HYD-23.3 | Grain size < 0.0233 mm, Hydrometer | % | | | | | | |
| 0.0228 | HYD-22.8 | Grain size < 0.0228 mm, Hydrometer | % | | | | | | |
| 0.0225 | HYD-22.5 | Grain size < 0.0225 mm, Hydrometer | % | | | | | | |
| 0.0222 | HYD-22.2 | Grain size < 0.0222 mm, Hydrometer | % | | | | | | |
| 0.0221 | HYD-22.1 | Grain size < 0.0221 mm, Hydrometer | % | | | | | | |
| 0.022 | HYD-22.0 | Grain size < 0.0220 mm, Hydrometer | % | | | | | | |
| 0.0219 | HYD-21.9 | Grain size < 0.0219 mm, Hydrometer | % | | | | | | |
| 0.0218 | HYD-21.8 | Grain size < 0.0218 mm, Hydrometer | % | | | | | | |
| 0.0217 | HYD-21.7 | Grain size < 0.0217 mm, Hydrometer | % | | | | | | |
| 0.0215 | HYD-21.5 | Grain size < 0.0215 mm, Hydrometer | % | | | | | 64 | 36 |
| 0.0214 | HYD-21.4 | Grain size < 0.0214 mm, Hydrometer | % | | | | | | |
| 0.0213 | HYD-21.3 | Grain size < 0.0213 mm, Hydrometer | % | | | | | | |
| 0.0212 | HYD-21.2 | Grain size < 0.0212 mm, Hydrometer | % | | | | | | |
| 0.0211 | HYD-21.1 | Grain size < 0.0211 mm, Hydrometer | % | | | 72 | 28 | | |
| 0.0209 | HYD-20.9 | Grain size < 0.0209 mm, Hydrometer | % | | | | | | |
| 0.0207 | HYD-20.7 | Grain size < 0.0207 mm, Hydrometer | % | | | | | | |
| 0.0206 | HYD-20.6 | Grain size < 0.0206 mm, Hydrometer | % | | | | | | |
| 0.0205 | HYD-20.5 | Grain size < 0.0205 mm, Hydrometer | % | | | | | | |
| 0.0204 | HYD-20.4 | Grain size < 0.0204 mm, Hydrometer | % | | | | | | |
| 0.0203 | HYD-20.3 | Grain size < 0.0203 mm, Hydrometer | % | | | | | | |
| 0.0202 | HYD-20.2 | Grain size < 0.0202 mm, Hydrometer | % | | | | | | |
| 0.0201 | HYD-20.1 | Grain size < 0.0201 mm, Hydrometer | % | | | | | | |
| 0.02 | HYD-20.0 | Grain size < 0.0200 mm, Hydrometer | % | 61 | 39 | | | | |
| 0.0199 | HYD-19.9 | Grain size < 0.0199 mm, Hydrometer | % | | | | | | |
| 0.0198 | HYD-19.8 | Grain size < 0.0198 mm, Hydrometer | % | | | | | | |
| 0.0197 | HYD-19.7 | Grain size < 0.0197 mm, Hydrometer | % | | | | | | |
| 0.0196 | HYD-19.6 | Grain size < 0.0196 mm, Hydrometer | % | | | | | | |
| 0.0195 | HYD-19.5 | Grain size < 0.0195 mm, Hydrometer | % | | | | | | |
| 0.0194 | HYD-19.4 | Grain size < 0.0194 mm, Hydrometer | % | | | | | | |
| 0.0193 | HYD-19.3 | Grain size < 0.0193 mm, Hydrometer | % | | | | | | |
| 0.0192 | HYD-19.2 | Grain size < 0.0192 mm, Hydrometer | % | | | | | | |
| 0.0191 | HYD-19.1 | Grain size < 0.0191 mm, Hydrometer | % | | | | | | |
| 0.019 | HYD-19.0 | Grain size < 0.0190 mm, Hydrometer | % | | | | | | |

| | | | | | | | | | |
|---|---|---|---|---|---|---|---|---|---|
| | | | | % pass through | % retained | % pass through | % retained | % pass through | % retained |
| | | | SYS_LOC_CODE | 111 | 111 | 114 | 114 | 115 | 115 |
| | | | DEPTH_INTERVAL | 0 - 2 cm | 0 - 2 cm | 0 - 2 cm | 0 - 2 cm | 0 - 2 cm | 0 - 2 cm |
| | | | SAMPLE_TYPE_CODE | N | N | N | N | N | N |
| | | | SYS_SAMPLE_CODE | S-111-20FSP20-01 | S-111-20FSP20-01 | S-114-20FSP20-01 | S-114-20FSP20-01 | S-115-20FSP20-01 | S-115-20FSP20-01 |
| 0.0249 | HYD-24.9 | Grain size < 0.0249 mm, Hydrometer | % | | | | | | |
| 0.0243 | HYD-24.3 | Grain size < 0.0243 mm, Hydrometer | % | | | | | | |
| 0.0233 | HYD-23.3 | Grain size < 0.0233 mm, Hydrometer | % | | | | | | |
| 0.0228 | HYD-22.8 | Grain size < 0.0228 mm, Hydrometer | % | | | | | | |
| 0.0225 | HYD-22.5 | Grain size < 0.0225 mm, Hydrometer | % | | | | | | |
| 0.0222 | HYD-22.2 | Grain size < 0.0222 mm, Hydrometer | % | | | | | | |
| 0.0221 | HYD-22.1 | Grain size < 0.0221 mm, Hydrometer | % | | | | | | |
| 0.022 | HYD-22.0 | Grain size < 0.0220 mm, Hydrometer | % | | | | | | |
| 0.0219 | HYD-21.9 | Grain size < 0.0219 mm, Hydrometer | % | | | | | | |
| 0.0218 | HYD-21.8 | Grain size < 0.0218 mm, Hydrometer | % | | | | | | |
| 0.0217 | HYD-21.7 | Grain size < 0.0217 mm, Hydrometer | % | | | | | | |
| 0.0215 | HYD-21.5 | Grain size < 0.0215 mm, Hydrometer | % | | | | | | |
| 0.0214 | HYD-21.4 | Grain size < 0.0214 mm, Hydrometer | % | | | | | | |
| 0.0213 | HYD-21.3 | Grain size < 0.0213 mm, Hydrometer | % | | | | | | |
| 0.0212 | HYD-21.2 | Grain size < 0.0212 mm, Hydrometer | % | | | | | | |
| 0.0211 | HYD-21.1 | Grain size < 0.0211 mm, Hydrometer | % | 72 | 28 | | | | |
| 0.0209 | HYD-20.9 | Grain size < 0.0209 mm, Hydrometer | % | | | | | | |
| 0.0207 | HYD-20.7 | Grain size < 0.0207 mm, Hydrometer | % | | | | | | |
| 0.0206 | HYD-20.6 | Grain size < 0.0206 mm, Hydrometer | % | | | | | | |
| 0.0205 | HYD-20.5 | Grain size < 0.0205 mm, Hydrometer | % | | | | | | |
| 0.0204 | HYD-20.4 | Grain size < 0.0204 mm, Hydrometer | % | | | | | | |
| 0.0203 | HYD-20.3 | Grain size < 0.0203 mm, Hydrometer | % | | | | | | |
| 0.0202 | HYD-20.2 | Grain size < 0.0202 mm, Hydrometer | % | | | | | | |
| 0.0201 | HYD-20.1 | Grain size < 0.0201 mm, Hydrometer | % | | | | | | |
| 0.02 | HYD-20.0 | Grain size < 0.0200 mm, Hydrometer | % | | | | | | |
| 0.0199 | HYD-19.9 | Grain size < 0.0199 mm, Hydrometer | % | | | | | | |
| 0.0198 | HYD-19.8 | Grain size < 0.0198 mm, Hydrometer | % | | | | | | |
| 0.0197 | HYD-19.7 | Grain size < 0.0197 mm, Hydrometer | % | | | | | | |
| 0.0196 | HYD-19.6 | Grain size < 0.0196 mm, Hydrometer | % | | | | | | |
| 0.0195 | HYD-19.5 | Grain size < 0.0195 mm, Hydrometer | % | | | | | | |
| 0.0194 | HYD-19.4 | Grain size < 0.0194 mm, Hydrometer | % | | | | | | |
| 0.0193 | HYD-19.3 | Grain size < 0.0193 mm, Hydrometer | % | | | | | 67 | 33 |
| 0.0192 | HYD-19.2 | Grain size < 0.0192 mm, Hydrometer | % | | | | | | |
| 0.0191 | HYD-19.1 | Grain size < 0.0191 mm, Hydrometer | % | | | | | | |
| 0.019 | HYD-19.0 | Grain size < 0.0190 mm, Hydrometer | % | | | | | | |

| | | | | | | | | | |
|---|---|---|---|---|---|---|---|---|---|
| | | | | % pass through | % retained | % pass through | % retained | % pass through | % retained |
| | | | SYS_LOC_CODE | 117 | 117 | 120 | 120 | 121 | 121 |
| | | | DEPTH_INTERVAL | 0 - 2 cm | 0 - 2 cm | 0 - 2 cm | 0 - 2 cm | 0 - 2 cm | 0 - 2 cm |
| | | | SAMPLE_TYPE_CODE | N | N | N | N | N | N |
| | | | SYS_SAMPLE_CODE | S-117-20FSP20-01 | S-117-20FSP20-01 | S-120-20FSP20-01 | S-120-20FSP20-01 | S-121-20FSP20-01 | S-121-20FSP20-01 |
| 0.0249 | HYD-24.9 | Grain size < 0.0249 mm, Hydrometer | % | | | | | | |
| 0.0243 | HYD-24.3 | Grain size < 0.0243 mm, Hydrometer | % | | | | | | |
| 0.0233 | HYD-23.3 | Grain size < 0.0233 mm, Hydrometer | % | | | | | | |
| 0.0228 | HYD-22.8 | Grain size < 0.0228 mm, Hydrometer | % | | | | | | |
| 0.0225 | HYD-22.5 | Grain size < 0.0225 mm, Hydrometer | % | | | | | | |
| 0.0222 | HYD-22.2 | Grain size < 0.0222 mm, Hydrometer | % | | | | | | |
| 0.0221 | HYD-22.1 | Grain size < 0.0221 mm, Hydrometer | % | | | | | | |
| 0.022 | HYD-22.0 | Grain size < 0.0220 mm, Hydrometer | % | | | | | | |
| 0.0219 | HYD-21.9 | Grain size < 0.0219 mm, Hydrometer | % | | | | | | |
| 0.0218 | HYD-21.8 | Grain size < 0.0218 mm, Hydrometer | % | | | | | | |
| 0.0217 | HYD-21.7 | Grain size < 0.0217 mm, Hydrometer | % | | | | | | |
| 0.0215 | HYD-21.5 | Grain size < 0.0215 mm, Hydrometer | % | | | 64 | 36 | | |
| 0.0214 | HYD-21.4 | Grain size < 0.0214 mm, Hydrometer | % | | | | | | |
| 0.0213 | HYD-21.3 | Grain size < 0.0213 mm, Hydrometer | % | | | | | | |
| 0.0212 | HYD-21.2 | Grain size < 0.0212 mm, Hydrometer | % | | | | | | |
| 0.0211 | HYD-21.1 | Grain size < 0.0211 mm, Hydrometer | % | | | | | | |
| 0.0209 | HYD-20.9 | Grain size < 0.0209 mm, Hydrometer | % | | | | | | |
| 0.0207 | HYD-20.7 | Grain size < 0.0207 mm, Hydrometer | % | | | | | | |
| 0.0206 | HYD-20.6 | Grain size < 0.0206 mm, Hydrometer | % | | | | | | |
| 0.0205 | HYD-20.5 | Grain size < 0.0205 mm, Hydrometer | % | | | | | 60 | 40 |
| 0.0204 | HYD-20.4 | Grain size < 0.0204 mm, Hydrometer | % | | | | | | |
| 0.0203 | HYD-20.3 | Grain size < 0.0203 mm, Hydrometer | % | | | | | | |
| 0.0202 | HYD-20.2 | Grain size < 0.0202 mm, Hydrometer | % | | | | | | |
| 0.0201 | HYD-20.1 | Grain size < 0.0201 mm, Hydrometer | % | | | | | | |
| 0.02 | HYD-20.0 | Grain size < 0.0200 mm, Hydrometer | % | | | | | | |
| 0.0199 | HYD-19.9 | Grain size < 0.0199 mm, Hydrometer | % | | | | | | |
| 0.0198 | HYD-19.8 | Grain size < 0.0198 mm, Hydrometer | % | | | | | | |
| 0.0197 | HYD-19.7 | Grain size < 0.0197 mm, Hydrometer | % | | | | | | |
| 0.0196 | HYD-19.6 | Grain size < 0.0196 mm, Hydrometer | % | | | | | | |
| 0.0195 | HYD-19.5 | Grain size < 0.0195 mm, Hydrometer | % | | | | | | |
| 0.0194 | HYD-19.4 | Grain size < 0.0194 mm, Hydrometer | % | 69 | 31 | | | | |
| 0.0193 | HYD-19.3 | Grain size < 0.0193 mm, Hydrometer | % | | | | | | |
| 0.0192 | HYD-19.2 | Grain size < 0.0192 mm, Hydrometer | % | | | | | | |
| 0.0191 | HYD-19.1 | Grain size < 0.0191 mm, Hydrometer | % | | | | | | |
| 0.019 | HYD-19.0 | Grain size < 0.0190 mm, Hydrometer | % | | | | | | |

| | | | | | | | | | |
|---|---|---|---|---|---|---|---|---|---|
| | | | | % pass through | % retained | % pass through | % retained | % pass through | % retained |
| | | | SYS_LOC_CODE | 123 | 123 | 123 | 123 | 125 | 125 |
| | | | DEPTH_INTERVAL | 0 - 2 cm | 0 - 2 cm | 0 - 2 cm | 0 - 2 cm | 0 - 2 cm | 0 - 2 cm |
| | | | SAMPLE_TYPE_CODE | N | N | FD | FD | N | N |
| | | | SYS_SAMPLE_CODE | S-123-20FSP20-01 | S-123-20FSP20-01 | S-123-20FSP20-01-REP | S-123-20FSP20-01-REP | S-125-20FSP20-01 | S-125-20FSP20-01 |
| 0.0249 | HYD-24.9 | Grain size < 0.0249 mm, Hydrometer | % | | | | | | |
| 0.0243 | HYD-24.3 | Grain size < 0.0243 mm, Hydrometer | % | | | | | | |
| 0.0233 | HYD-23.3 | Grain size < 0.0233 mm, Hydrometer | % | | | | | | |
| 0.0228 | HYD-22.8 | Grain size < 0.0228 mm, Hydrometer | % | | | | | | |
| 0.0225 | HYD-22.5 | Grain size < 0.0225 mm, Hydrometer | % | | | | | | |
| 0.0222 | HYD-22.2 | Grain size < 0.0222 mm, Hydrometer | % | | | | | | |
| 0.0221 | HYD-22.1 | Grain size < 0.0221 mm, Hydrometer | % | | | | | | |
| 0.022 | HYD-22.0 | Grain size < 0.0220 mm, Hydrometer | % | | | | | | |
| 0.0219 | HYD-21.9 | Grain size < 0.0219 mm, Hydrometer | % | | | | | | |
| 0.0218 | HYD-21.8 | Grain size < 0.0218 mm, Hydrometer | % | | | | | | |
| 0.0217 | HYD-21.7 | Grain size < 0.0217 mm, Hydrometer | % | | | | | | |
| 0.0215 | HYD-21.5 | Grain size < 0.0215 mm, Hydrometer | % | | | | | | |
| 0.0214 | HYD-21.4 | Grain size < 0.0214 mm, Hydrometer | % | | | | | | |
| 0.0213 | HYD-21.3 | Grain size < 0.0213 mm, Hydrometer | % | | | | | | |
| 0.0212 | HYD-21.2 | Grain size < 0.0212 mm, Hydrometer | % | | | | | | |
| 0.0211 | HYD-21.1 | Grain size < 0.0211 mm, Hydrometer | % | | | | | | |
| 0.0209 | HYD-20.9 | Grain size < 0.0209 mm, Hydrometer | % | | | | | | |
| 0.0207 | HYD-20.7 | Grain size < 0.0207 mm, Hydrometer | % | 67 | 33 | | | | |
| 0.0206 | HYD-20.6 | Grain size < 0.0206 mm, Hydrometer | % | | | | | | |
| 0.0205 | HYD-20.5 | Grain size < 0.0205 mm, Hydrometer | % | | | | | | |
| 0.0204 | HYD-20.4 | Grain size < 0.0204 mm, Hydrometer | % | | | | | | |
| 0.0203 | HYD-20.3 | Grain size < 0.0203 mm, Hydrometer | % | | | | | | |
| 0.0202 | HYD-20.2 | Grain size < 0.0202 mm, Hydrometer | % | | | | | | |
| 0.0201 | HYD-20.1 | Grain size < 0.0201 mm, Hydrometer | % | | | | | | |
| 0.02 | HYD-20.0 | Grain size < 0.0200 mm, Hydrometer | % | | | | | | |
| 0.0199 | HYD-19.9 | Grain size < 0.0199 mm, Hydrometer | % | | | | | | |
| 0.0198 | HYD-19.8 | Grain size < 0.0198 mm, Hydrometer | % | | | | | | |
| 0.0197 | HYD-19.7 | Grain size < 0.0197 mm, Hydrometer | % | | | | | 79 | 21 |
| 0.0196 | HYD-19.6 | Grain size < 0.0196 mm, Hydrometer | % | | | | | | |
| 0.0195 | HYD-19.5 | Grain size < 0.0195 mm, Hydrometer | % | | | | | | |
| 0.0194 | HYD-19.4 | Grain size < 0.0194 mm, Hydrometer | % | | | | | | |
| 0.0193 | HYD-19.3 | Grain size < 0.0193 mm, Hydrometer | % | | | 66 | 34 | | |
| 0.0192 | HYD-19.2 | Grain size < 0.0192 mm, Hydrometer | % | | | | | | |
| 0.0191 | HYD-19.1 | Grain size < 0.0191 mm, Hydrometer | % | | | | | | |
| 0.019 | HYD-19.0 | Grain size < 0.0190 mm, Hydrometer | % | | | | | | |

| | | | | | | | | | |
|---|---|---|---|---|---|---|---|---|---|
| | | | | % pass through | % retained | % pass through | % retained | % pass through | % retained |
| | | | SYS_LOC_CODE | 126 | 126 | 128 | 128 | 130 | 130 |
| | | | DEPTH_INTERVAL | 0 - 2 cm | 0 - 2 cm | 0 - 2 cm | 0 - 2 cm | 0 - 2 cm | 0 - 2 cm |
| | | | SAMPLE_TYPE_CODE | N | N | N | N | N | N |
| | | | SYS_SAMPLE_CODE | S-126-20FSP20-01 | S-126-20FSP20-01 | S-128-20FSP20-01 | S-128-20FSP20-01 | S-130-20FSP20-01 | S-130-20FSP20-01 |
| 0.0249 | HYD-24.9 | Grain size < 0.0249 mm, Hydrometer | % | | | | | | |
| 0.0243 | HYD-24.3 | Grain size < 0.0243 mm, Hydrometer | % | | | | | | |
| 0.0233 | HYD-23.3 | Grain size < 0.0233 mm, Hydrometer | % | | | | | | |
| 0.0228 | HYD-22.8 | Grain size < 0.0228 mm, Hydrometer | % | | | | | | |
| 0.0225 | HYD-22.5 | Grain size < 0.0225 mm, Hydrometer | % | | | | | | |
| 0.0222 | HYD-22.2 | Grain size < 0.0222 mm, Hydrometer | % | | | | | | |
| 0.0221 | HYD-22.1 | Grain size < 0.0221 mm, Hydrometer | % | | | | | | |
| 0.022 | HYD-22.0 | Grain size < 0.0220 mm, Hydrometer | % | | | | | | |
| 0.0219 | HYD-21.9 | Grain size < 0.0219 mm, Hydrometer | % | | | | | | |
| 0.0218 | HYD-21.8 | Grain size < 0.0218 mm, Hydrometer | % | 4 | 96 | | | | |
| 0.0217 | HYD-21.7 | Grain size < 0.0217 mm, Hydrometer | % | | | | | | |
| 0.0215 | HYD-21.5 | Grain size < 0.0215 mm, Hydrometer | % | | | | | | |
| 0.0214 | HYD-21.4 | Grain size < 0.0214 mm, Hydrometer | % | | | | | | |
| 0.0213 | HYD-21.3 | Grain size < 0.0213 mm, Hydrometer | % | | | | | | |
| 0.0212 | HYD-21.2 | Grain size < 0.0212 mm, Hydrometer | % | | | | | | |
| 0.0211 | HYD-21.1 | Grain size < 0.0211 mm, Hydrometer | % | | | | | | |
| 0.0209 | HYD-20.9 | Grain size < 0.0209 mm, Hydrometer | % | | | | | | |
| 0.0207 | HYD-20.7 | Grain size < 0.0207 mm, Hydrometer | % | | | | | | |
| 0.0206 | HYD-20.6 | Grain size < 0.0206 mm, Hydrometer | % | | | | | | |
| 0.0205 | HYD-20.5 | Grain size < 0.0205 mm, Hydrometer | % | | | | | | |
| 0.0204 | HYD-20.4 | Grain size < 0.0204 mm, Hydrometer | % | | | | | | |
| 0.0203 | HYD-20.3 | Grain size < 0.0203 mm, Hydrometer | % | | | | | | |
| 0.0202 | HYD-20.2 | Grain size < 0.0202 mm, Hydrometer | % | | | | | 70 | 30 |
| 0.0201 | HYD-20.1 | Grain size < 0.0201 mm, Hydrometer | % | | | | | | |
| 0.02 | HYD-20.0 | Grain size < 0.0200 mm, Hydrometer | % | | | | | | |
| 0.0199 | HYD-19.9 | Grain size < 0.0199 mm, Hydrometer | % | | | | | | |
| 0.0198 | HYD-19.8 | Grain size < 0.0198 mm, Hydrometer | % | | | | | | |
| 0.0197 | HYD-19.7 | Grain size < 0.0197 mm, Hydrometer | % | | 100 | | | | |
| 0.0196 | HYD-19.6 | Grain size < 0.0196 mm, Hydrometer | % | | | | | | |
| 0.0195 | HYD-19.5 | Grain size < 0.0195 mm, Hydrometer | % | | | | | | |
| 0.0194 | HYD-19.4 | Grain size < 0.0194 mm, Hydrometer | % | | | | | | |
| 0.0193 | HYD-19.3 | Grain size < 0.0193 mm, Hydrometer | % | | | | | | |
| 0.0192 | HYD-19.2 | Grain size < 0.0192 mm, Hydrometer | % | | | | | | |
| 0.0191 | HYD-19.1 | Grain size < 0.0191 mm, Hydrometer | % | | | | | | |
| 0.019 | HYD-19.0 | Grain size < 0.0190 mm, Hydrometer | % | | | | | | |

| | | | | | | | | | |
|---|---|---|---|---|---|---|---|---|---|
| | | | | % pass through | % retained | % pass through | % retained | % pass through | % retained |
| | | | SYS_LOC_CODE | 131 | 131 | 134 | 134 | 135 | 135 |
| | | | DEPTH_INTERVAL | 0 - 2 cm | 0 - 2 cm | 0 - 2 cm | 0 - 2 cm | 0 - 2 cm | 0 - 2 cm |
| | | | SAMPLE_TYPE_CODE | N | N | N | N | N | N |
| | | | SYS_SAMPLE_CODE | S-131-20FSP20-01 | S-131-20FSP20-01 | S-134-20FSP20-01 | S-134-20FSP20-01 | S-135-20FSP20-01 | S-135-20FSP20-01 |
| 0.0249 | HYD-24.9 | Grain size < 0.0249 mm, Hydrometer | % | | | | | | |
| 0.0243 | HYD-24.3 | Grain size < 0.0243 mm, Hydrometer | % | | | | | | |
| 0.0233 | HYD-23.3 | Grain size < 0.0233 mm, Hydrometer | % | | | | | | |
| 0.0228 | HYD-22.8 | Grain size < 0.0228 mm, Hydrometer | % | | | | | | |
| 0.0225 | HYD-22.5 | Grain size < 0.0225 mm, Hydrometer | % | | | | | 6 | 94 |
| 0.0222 | HYD-22.2 | Grain size < 0.0222 mm, Hydrometer | % | | | | | | |
| 0.0221 | HYD-22.1 | Grain size < 0.0221 mm, Hydrometer | % | | | | | | |
| 0.022 | HYD-22.0 | Grain size < 0.0220 mm, Hydrometer | % | | | | | | |
| 0.0219 | HYD-21.9 | Grain size < 0.0219 mm, Hydrometer | % | | | | | | |
| 0.0218 | HYD-21.8 | Grain size < 0.0218 mm, Hydrometer | % | | | | | | |
| 0.0217 | HYD-21.7 | Grain size < 0.0217 mm, Hydrometer | % | 65 | 35 | | | | |
| 0.0215 | HYD-21.5 | Grain size < 0.0215 mm, Hydrometer | % | | | | | | |
| 0.0214 | HYD-21.4 | Grain size < 0.0214 mm, Hydrometer | % | | | 65 | 35 | | |
| 0.0213 | HYD-21.3 | Grain size < 0.0213 mm, Hydrometer | % | | | | | | |
| 0.0212 | HYD-21.2 | Grain size < 0.0212 mm, Hydrometer | % | | | | | | |
| 0.0211 | HYD-21.1 | Grain size < 0.0211 mm, Hydrometer | % | | | | | | |
| 0.0209 | HYD-20.9 | Grain size < 0.0209 mm, Hydrometer | % | | | | | | |
| 0.0207 | HYD-20.7 | Grain size < 0.0207 mm, Hydrometer | % | | | | | | |
| 0.0206 | HYD-20.6 | Grain size < 0.0206 mm, Hydrometer | % | | | | | | |
| 0.0205 | HYD-20.5 | Grain size < 0.0205 mm, Hydrometer | % | | | | | | |
| 0.0204 | HYD-20.4 | Grain size < 0.0204 mm, Hydrometer | % | | | | | | |
| 0.0203 | HYD-20.3 | Grain size < 0.0203 mm, Hydrometer | % | | | | | | |
| 0.0202 | HYD-20.2 | Grain size < 0.0202 mm, Hydrometer | % | | | | | | |
| 0.0201 | HYD-20.1 | Grain size < 0.0201 mm, Hydrometer | % | | | | | | |
| 0.02 | HYD-20.0 | Grain size < 0.0200 mm, Hydrometer | % | | | | | | |
| 0.0199 | HYD-19.9 | Grain size < 0.0199 mm, Hydrometer | % | | | | | | |
| 0.0198 | HYD-19.8 | Grain size < 0.0198 mm, Hydrometer | % | | | | | | |
| 0.0197 | HYD-19.7 | Grain size < 0.0197 mm, Hydrometer | % | | | | | | |
| 0.0196 | HYD-19.6 | Grain size < 0.0196 mm, Hydrometer | % | | | | | | |
| 0.0195 | HYD-19.5 | Grain size < 0.0195 mm, Hydrometer | % | | | | | | |
| 0.0194 | HYD-19.4 | Grain size < 0.0194 mm, Hydrometer | % | | | | | | |
| 0.0193 | HYD-19.3 | Grain size < 0.0193 mm, Hydrometer | % | | | | | | |
| 0.0192 | HYD-19.2 | Grain size < 0.0192 mm, Hydrometer | % | | | | | | |
| 0.0191 | HYD-19.1 | Grain size < 0.0191 mm, Hydrometer | % | | | | | | |
| 0.019 | HYD-19.0 | Grain size < 0.0190 mm, Hydrometer | % | | | | | | |

| | | | | | | | | | |
|---|---|---|---|---|---|---|---|---|---|
| | | | | % pass through | % retained | % pass through | % retained | % pass through | % retained |
| | | | SYS_LOC_CODE | 138 | 138 | 139 | 139 | 140 | 140 |
| | | | DEPTH_INTERVAL | 0 - 2 cm | 0 - 2 cm | 0 - 2 cm | 0 - 2 cm | 0 - 2 cm | 0 - 2 cm |
| | | | SAMPLE_TYPE_CODE | N | N | N | N | N | N |
| | | | SYS_SAMPLE_CODE | S-138-20FSP20-01 | S-138-20FSP20-01 | S-139-20FSP20-01 | S-139-20FSP20-01 | S-140-20FSP20-01 | S-140-20FSP20-01 |
| 0.0249 | HYD-24.9 | Grain size < 0.0249 mm, Hydrometer | % | | | | | | |
| 0.0243 | HYD-24.3 | Grain size < 0.0243 mm, Hydrometer | % | | | | | | |
| 0.0233 | HYD-23.3 | Grain size < 0.0233 mm, Hydrometer | % | | | | | | |
| 0.0228 | HYD-22.8 | Grain size < 0.0228 mm, Hydrometer | % | | | | | | |
| 0.0225 | HYD-22.5 | Grain size < 0.0225 mm, Hydrometer | % | | | | | | |
| 0.0222 | HYD-22.2 | Grain size < 0.0222 mm, Hydrometer | % | | | | | | |
| 0.0221 | HYD-22.1 | Grain size < 0.0221 mm, Hydrometer | % | | | | | | |
| 0.022 | HYD-22.0 | Grain size < 0.0220 mm, Hydrometer | % | | | | | | |
| 0.0219 | HYD-21.9 | Grain size < 0.0219 mm, Hydrometer | % | | | | | | |
| 0.0218 | HYD-21.8 | Grain size < 0.0218 mm, Hydrometer | % | | | | | | |
| 0.0217 | HYD-21.7 | Grain size < 0.0217 mm, Hydrometer | % | | | | | | |
| 0.0215 | HYD-21.5 | Grain size < 0.0215 mm, Hydrometer | % | | | | | | |
| 0.0214 | HYD-21.4 | Grain size < 0.0214 mm, Hydrometer | % | | | | | | |
| 0.0213 | HYD-21.3 | Grain size < 0.0213 mm, Hydrometer | % | | | | | | |
| 0.0212 | HYD-21.2 | Grain size < 0.0212 mm, Hydrometer | % | | | | | | |
| 0.0211 | HYD-21.1 | Grain size < 0.0211 mm, Hydrometer | % | | | 21 | 79 | | |
| 0.0209 | HYD-20.9 | Grain size < 0.0209 mm, Hydrometer | % | | | | | | |
| 0.0207 | HYD-20.7 | Grain size < 0.0207 mm, Hydrometer | % | | | | | | |
| 0.0206 | HYD-20.6 | Grain size < 0.0206 mm, Hydrometer | % | | | | | | |
| 0.0205 | HYD-20.5 | Grain size < 0.0205 mm, Hydrometer | % | | | | | | |
| 0.0204 | HYD-20.4 | Grain size < 0.0204 mm, Hydrometer | % | | | | | | |
| 0.0203 | HYD-20.3 | Grain size < 0.0203 mm, Hydrometer | % | | | | | | |
| 0.0202 | HYD-20.2 | Grain size < 0.0202 mm, Hydrometer | % | 69 | 31 | | | | |
| 0.0201 | HYD-20.1 | Grain size < 0.0201 mm, Hydrometer | % | | | | | | |
| 0.02 | HYD-20.0 | Grain size < 0.0200 mm, Hydrometer | % | | | | | | |
| 0.0199 | HYD-19.9 | Grain size < 0.0199 mm, Hydrometer | % | | | | | | |
| 0.0198 | HYD-19.8 | Grain size < 0.0198 mm, Hydrometer | % | | | | | | |
| 0.0197 | HYD-19.7 | Grain size < 0.0197 mm, Hydrometer | % | | | | | | |
| 0.0196 | HYD-19.6 | Grain size < 0.0196 mm, Hydrometer | % | | | | | | |
| 0.0195 | HYD-19.5 | Grain size < 0.0195 mm, Hydrometer | % | | | | | | |
| 0.0194 | HYD-19.4 | Grain size < 0.0194 mm, Hydrometer | % | | | | | | |
| 0.0193 | HYD-19.3 | Grain size < 0.0193 mm, Hydrometer | % | | | | | | |
| 0.0192 | HYD-19.2 | Grain size < 0.0192 mm, Hydrometer | % | | | | | | |
| 0.0191 | HYD-19.1 | Grain size < 0.0191 mm, Hydrometer | % | | | | | 66 | 34 |
| 0.019 | HYD-19.0 | Grain size < 0.0190 mm, Hydrometer | % | | | | | | |

| | | | | | | | | | |
|---|---|---|---|---|---|---|---|---|---|
| | | | | % pass through | % retained | % pass through | % retained | % pass through | % retained |
| | | | SYS_LOC_CODE | 146 | 146 | 147 | 147 | 150 | 150 |
| | | | DEPTH_INTERVAL | 0 - 2 cm | 0 - 2 cm | 0 - 2 cm | 0 - 2 cm | 0 - 2 cm | 0 - 2 cm |
| | | | SAMPLE_TYPE_CODE | N | N | N | N | N | N |
| | | | SYS_SAMPLE_CODE | S-146-20FSP20-01 | S-146-20FSP20-01 | S-147-20FSP20-01 | S-147-20FSP20-01 | S-150-20FSP20-01 | S-150-20FSP20-01 |
| 0.0249 | HYD-24.9 | Grain size < 0.0249 mm, Hydrometer | % | | | | | | |
| 0.0243 | HYD-24.3 | Grain size < 0.0243 mm, Hydrometer | % | | | | | | |
| 0.0233 | HYD-23.3 | Grain size < 0.0233 mm, Hydrometer | % | | | | | | |
| 0.0228 | HYD-22.8 | Grain size < 0.0228 mm, Hydrometer | % | | | | | | |
| 0.0225 | HYD-22.5 | Grain size < 0.0225 mm, Hydrometer | % | | | | | | |
| 0.0222 | HYD-22.2 | Grain size < 0.0222 mm, Hydrometer | % | | | | | | |
| 0.0221 | HYD-22.1 | Grain size < 0.0221 mm, Hydrometer | % | | | 16 | 84 | | |
| 0.022 | HYD-22.0 | Grain size < 0.0220 mm, Hydrometer | % | | | | | | |
| 0.0219 | HYD-21.9 | Grain size < 0.0219 mm, Hydrometer | % | | | | | | |
| 0.0218 | HYD-21.8 | Grain size < 0.0218 mm, Hydrometer | % | | | | | | |
| 0.0217 | HYD-21.7 | Grain size < 0.0217 mm, Hydrometer | % | | | | | | |
| 0.0215 | HYD-21.5 | Grain size < 0.0215 mm, Hydrometer | % | | | | | | |
| 0.0214 | HYD-21.4 | Grain size < 0.0214 mm, Hydrometer | % | | | | | 56 | 44 |
| 0.0213 | HYD-21.3 | Grain size < 0.0213 mm, Hydrometer | % | | | | | | |
| 0.0212 | HYD-21.2 | Grain size < 0.0212 mm, Hydrometer | % | | | | | | |
| 0.0211 | HYD-21.1 | Grain size < 0.0211 mm, Hydrometer | % | | | | | | |
| 0.0209 | HYD-20.9 | Grain size < 0.0209 mm, Hydrometer | % | | | | | | |
| 0.0207 | HYD-20.7 | Grain size < 0.0207 mm, Hydrometer | % | | | | | | |
| 0.0206 | HYD-20.6 | Grain size < 0.0206 mm, Hydrometer | % | | | | | | |
| 0.0205 | HYD-20.5 | Grain size < 0.0205 mm, Hydrometer | % | | | | | | |
| 0.0204 | HYD-20.4 | Grain size < 0.0204 mm, Hydrometer | % | 38 | 62 | | | | |
| 0.0203 | HYD-20.3 | Grain size < 0.0203 mm, Hydrometer | % | | | | | | |
| 0.0202 | HYD-20.2 | Grain size < 0.0202 mm, Hydrometer | % | | | | | | |
| 0.0201 | HYD-20.1 | Grain size < 0.0201 mm, Hydrometer | % | | | | | | |
| 0.02 | HYD-20.0 | Grain size < 0.0200 mm, Hydrometer | % | | | | | | |
| 0.0199 | HYD-19.9 | Grain size < 0.0199 mm, Hydrometer | % | | | | | | |
| 0.0198 | HYD-19.8 | Grain size < 0.0198 mm, Hydrometer | % | | | | | | |
| 0.0197 | HYD-19.7 | Grain size < 0.0197 mm, Hydrometer | % | | | | | | |
| 0.0196 | HYD-19.6 | Grain size < 0.0196 mm, Hydrometer | % | | | | | | |
| 0.0195 | HYD-19.5 | Grain size < 0.0195 mm, Hydrometer | % | | | | | | |
| 0.0194 | HYD-19.4 | Grain size < 0.0194 mm, Hydrometer | % | | | | | | |
| 0.0193 | HYD-19.3 | Grain size < 0.0193 mm, Hydrometer | % | | | | | | |
| 0.0192 | HYD-19.2 | Grain size < 0.0192 mm, Hydrometer | % | | | | | | |
| 0.0191 | HYD-19.1 | Grain size < 0.0191 mm, Hydrometer | % | | | | | | |
| 0.019 | HYD-19.0 | Grain size < 0.0190 mm, Hydrometer | % | | | | | | |

| | | | | | | | | | |
|---|---|---|---|---|---|---|---|---|---|
| | | | | % pass through | % retained | % pass through | % retained | % pass through | % retained |
| | | | SYS_LOC_CODE | 151 | 151 | 152 | 152 | 154 | 154 |
| | | | DEPTH_INTERVAL | 0 - 2 cm | 0 - 2 cm | 0 - 2 cm | 0 - 2 cm | 0 - 2 cm | 0 - 2 cm |
| | | | SAMPLE_TYPE_CODE | N | N | N | N | N | N |
| | | | SYS_SAMPLE_CODE | S-151-20FSP20-01 | S-151-20FSP20-01 | S-152-20FSP20-01 | S-152-20FSP20-01 | S-154-20FSP20-01 | S-154-20FSP20-01 |
| 0.0249 | HYD-24.9 | Grain size < 0.0249 mm, Hydrometer | % | | | | | | |
| 0.0243 | HYD-24.3 | Grain size < 0.0243 mm, Hydrometer | % | | | | | | |
| 0.0233 | HYD-23.3 | Grain size < 0.0233 mm, Hydrometer | % | | | | | | |
| 0.0228 | HYD-22.8 | Grain size < 0.0228 mm, Hydrometer | % | | | | | | |
| 0.0225 | HYD-22.5 | Grain size < 0.0225 mm, Hydrometer | % | | | | | | |
| 0.0222 | HYD-22.2 | Grain size < 0.0222 mm, Hydrometer | % | | | | | | |
| 0.0221 | HYD-22.1 | Grain size < 0.0221 mm, Hydrometer | % | | | | | | |
| 0.022 | HYD-22.0 | Grain size < 0.0220 mm, Hydrometer | % | | | | | | |
| 0.0219 | HYD-21.9 | Grain size < 0.0219 mm, Hydrometer | % | | | | | | |
| 0.0218 | HYD-21.8 | Grain size < 0.0218 mm, Hydrometer | % | | | | | | |
| 0.0217 | HYD-21.7 | Grain size < 0.0217 mm, Hydrometer | % | | | 37 | 63 | | |
| 0.0215 | HYD-21.5 | Grain size < 0.0215 mm, Hydrometer | % | 11 | 89 | | | | |
| 0.0214 | HYD-21.4 | Grain size < 0.0214 mm, Hydrometer | % | | | | | | |
| 0.0213 | HYD-21.3 | Grain size < 0.0213 mm, Hydrometer | % | | | | | | |
| 0.0212 | HYD-21.2 | Grain size < 0.0212 mm, Hydrometer | % | | | | | | |
| 0.0211 | HYD-21.1 | Grain size < 0.0211 mm, Hydrometer | % | | | | | 19 | 81 |
| 0.0209 | HYD-20.9 | Grain size < 0.0209 mm, Hydrometer | % | | | | | | |
| 0.0207 | HYD-20.7 | Grain size < 0.0207 mm, Hydrometer | % | | | | | | |
| 0.0206 | HYD-20.6 | Grain size < 0.0206 mm, Hydrometer | % | | | | | | |
| 0.0205 | HYD-20.5 | Grain size < 0.0205 mm, Hydrometer | % | | | | | | |
| 0.0204 | HYD-20.4 | Grain size < 0.0204 mm, Hydrometer | % | | | | | | |
| 0.0203 | HYD-20.3 | Grain size < 0.0203 mm, Hydrometer | % | | | | | | |
| 0.0202 | HYD-20.2 | Grain size < 0.0202 mm, Hydrometer | % | | | | | | |
| 0.0201 | HYD-20.1 | Grain size < 0.0201 mm, Hydrometer | % | | | | | | |
| 0.02 | HYD-20.0 | Grain size < 0.0200 mm, Hydrometer | % | | | | | | |
| 0.0199 | HYD-19.9 | Grain size < 0.0199 mm, Hydrometer | % | | | | | | |
| 0.0198 | HYD-19.8 | Grain size < 0.0198 mm, Hydrometer | % | | | | | | |
| 0.0197 | HYD-19.7 | Grain size < 0.0197 mm, Hydrometer | % | | | | | | |
| 0.0196 | HYD-19.6 | Grain size < 0.0196 mm, Hydrometer | % | | | | | | |
| 0.0195 | HYD-19.5 | Grain size < 0.0195 mm, Hydrometer | % | | | | | | |
| 0.0194 | HYD-19.4 | Grain size < 0.0194 mm, Hydrometer | % | | | | | | |
| 0.0193 | HYD-19.3 | Grain size < 0.0193 mm, Hydrometer | % | | | | | | |
| 0.0192 | HYD-19.2 | Grain size < 0.0192 mm, Hydrometer | % | | | | | | |
| 0.0191 | HYD-19.1 | Grain size < 0.0191 mm, Hydrometer | % | | | | | | |
| 0.019 | HYD-19.0 | Grain size < 0.0190 mm, Hydrometer | % | | | | | | |

| | | | | | | | | | |
|---|---|---|---|---|---|---|---|---|---|
| | | | | % pass through | % retained | % pass through | % retained | % pass through | % retained |
| | | | SYS_LOC_CODE | 155 | 155 | 202 | 202 | 204 | 204 |
| | | | DEPTH_INTERVAL | 0 - 2 cm | 0 - 2 cm | 0 - 2 cm | 0 - 2 cm | 0 - 2 cm | 0 - 2 cm |
| | | | SAMPLE_TYPE_CODE | N | N | N | N | N | N |
| | | | SYS_SAMPLE_CODE | S-155-20FSP20-01 | S-155-20FSP20-01 | S-202-20FSP20-01 | S-202-20FSP20-01 | S-204-20FSP20-01 | S-204-20FSP20-01 |
| 0.0249 | HYD-24.9 | Grain size < 0.0249 mm, Hydrometer | % | | | | | | |
| 0.0243 | HYD-24.3 | Grain size < 0.0243 mm, Hydrometer | % | | | | | | |
| 0.0233 | HYD-23.3 | Grain size < 0.0233 mm, Hydrometer | % | | | | | | |
| 0.0228 | HYD-22.8 | Grain size < 0.0228 mm, Hydrometer | % | | | | | | |
| 0.0225 | HYD-22.5 | Grain size < 0.0225 mm, Hydrometer | % | | | | | | |
| 0.0222 | HYD-22.2 | Grain size < 0.0222 mm, Hydrometer | % | 5 | 95 | | | | |
| 0.0221 | HYD-22.1 | Grain size < 0.0221 mm, Hydrometer | % | | | | | | |
| 0.022 | HYD-22.0 | Grain size < 0.0220 mm, Hydrometer | % | | | | | | |
| 0.0219 | HYD-21.9 | Grain size < 0.0219 mm, Hydrometer | % | | | | | | |
| 0.0218 | HYD-21.8 | Grain size < 0.0218 mm, Hydrometer | % | | | | | | |
| 0.0217 | HYD-21.7 | Grain size < 0.0217 mm, Hydrometer | % | | | | | | |
| 0.0215 | HYD-21.5 | Grain size < 0.0215 mm, Hydrometer | % | | | | | | |
| 0.0214 | HYD-21.4 | Grain size < 0.0214 mm, Hydrometer | % | | | | | | |
| 0.0213 | HYD-21.3 | Grain size < 0.0213 mm, Hydrometer | % | | | | | | |
| 0.0212 | HYD-21.2 | Grain size < 0.0212 mm, Hydrometer | % | | | | | | |
| 0.0211 | HYD-21.1 | Grain size < 0.0211 mm, Hydrometer | % | | | | | | |
| 0.0209 | HYD-20.9 | Grain size < 0.0209 mm, Hydrometer | % | | | | | | |
| 0.0207 | HYD-20.7 | Grain size < 0.0207 mm, Hydrometer | % | | | | | | |
| 0.0206 | HYD-20.6 | Grain size < 0.0206 mm, Hydrometer | % | | | | | | |
| 0.0205 | HYD-20.5 | Grain size < 0.0205 mm, Hydrometer | % | | | | | | |
| 0.0204 | HYD-20.4 | Grain size < 0.0204 mm, Hydrometer | % | | | | | | |
| 0.0203 | HYD-20.3 | Grain size < 0.0203 mm, Hydrometer | % | | | | | | |
| 0.0202 | HYD-20.2 | Grain size < 0.0202 mm, Hydrometer | % | | | | | | |
| 0.0201 | HYD-20.1 | Grain size < 0.0201 mm, Hydrometer | % | | | | | | |
| 0.02 | HYD-20.0 | Grain size < 0.0200 mm, Hydrometer | % | | | | | | |
| 0.0199 | HYD-19.9 | Grain size < 0.0199 mm, Hydrometer | % | | | | | 43 | 57 |
| 0.0198 | HYD-19.8 | Grain size < 0.0198 mm, Hydrometer | % | | | | | | |
| 0.0197 | HYD-19.7 | Grain size < 0.0197 mm, Hydrometer | % | | | | | | |
| 0.0196 | HYD-19.6 | Grain size < 0.0196 mm, Hydrometer | % | | | | | | |
| 0.0195 | HYD-19.5 | Grain size < 0.0195 mm, Hydrometer | % | | | | | | |
| 0.0194 | HYD-19.4 | Grain size < 0.0194 mm, Hydrometer | % | | | 12 | 88 | | |
| 0.0193 | HYD-19.3 | Grain size < 0.0193 mm, Hydrometer | % | | | | | | |
| 0.0192 | HYD-19.2 | Grain size < 0.0192 mm, Hydrometer | % | | | | | | |
| 0.0191 | HYD-19.1 | Grain size < 0.0191 mm, Hydrometer | % | | | | | | |
| 0.019 | HYD-19.0 | Grain size < 0.0190 mm, Hydrometer | % | | | | | | |

| | | | | | | | | | |
|---|---|---|---|---|---|---|---|---|---|
| | | | | % pass through | % retained | % pass through | % retained | % pass through | % retained |
| | | | SYS_LOC_CODE | 207 | 207 | 208 | 208 | 211 | 211 |
| | | | DEPTH_INTERVAL | 0 - 2 cm | 0 - 2 cm | 0 - 2 cm | 0 - 2 cm | 0 - 2 cm | 0 - 2 cm |
| | | | SAMPLE_TYPE_CODE | N | N | N | N | N | N |
| | | | SYS_SAMPLE_CODE | S-207-20FSP20-01 | S-207-20FSP20-01 | S-208-20FSP20-01 | S-208-20FSP20-01 | S-211-20FSP20-01 | S-211-20FSP20-01 |
| 0.0249 | HYD-24.9 | Grain size < 0.0249 mm, Hydrometer | % | | | | | | |
| 0.0243 | HYD-24.3 | Grain size < 0.0243 mm, Hydrometer | % | | | | | | |
| 0.0233 | HYD-23.3 | Grain size < 0.0233 mm, Hydrometer | % | | | | | | |
| 0.0228 | HYD-22.8 | Grain size < 0.0228 mm, Hydrometer | % | | | | | | |
| 0.0225 | HYD-22.5 | Grain size < 0.0225 mm, Hydrometer | % | | | | | | |
| 0.0222 | HYD-22.2 | Grain size < 0.0222 mm, Hydrometer | % | | | | | | |
| 0.0221 | HYD-22.1 | Grain size < 0.0221 mm, Hydrometer | % | | | | | | |
| 0.022 | HYD-22.0 | Grain size < 0.0220 mm, Hydrometer | % | | | | | | |
| 0.0219 | HYD-21.9 | Grain size < 0.0219 mm, Hydrometer | % | | | | | | |
| 0.0218 | HYD-21.8 | Grain size < 0.0218 mm, Hydrometer | % | | | 11 | 89 | | |
| 0.0217 | HYD-21.7 | Grain size < 0.0217 mm, Hydrometer | % | | | | | | |
| 0.0215 | HYD-21.5 | Grain size < 0.0215 mm, Hydrometer | % | | | | | | |
| 0.0214 | HYD-21.4 | Grain size < 0.0214 mm, Hydrometer | % | | | | | | |
| 0.0213 | HYD-21.3 | Grain size < 0.0213 mm, Hydrometer | % | | | | | | |
| 0.0212 | HYD-21.2 | Grain size < 0.0212 mm, Hydrometer | % | | | | | | |
| 0.0211 | HYD-21.1 | Grain size < 0.0211 mm, Hydrometer | % | | | | | | |
| 0.0209 | HYD-20.9 | Grain size < 0.0209 mm, Hydrometer | % | | | | | | |
| 0.0207 | HYD-20.7 | Grain size < 0.0207 mm, Hydrometer | % | | | | | | |
| 0.0206 | HYD-20.6 | Grain size < 0.0206 mm, Hydrometer | % | | | | | | |
| 0.0205 | HYD-20.5 | Grain size < 0.0205 mm, Hydrometer | % | | | | | | |
| 0.0204 | HYD-20.4 | Grain size < 0.0204 mm, Hydrometer | % | | | | | | |
| 0.0203 | HYD-20.3 | Grain size < 0.0203 mm, Hydrometer | % | | | | | | |
| 0.0202 | HYD-20.2 | Grain size < 0.0202 mm, Hydrometer | % | | | | | | |
| 0.0201 | HYD-20.1 | Grain size < 0.0201 mm, Hydrometer | % | | | | | | |
| 0.02 | HYD-20.0 | Grain size < 0.0200 mm, Hydrometer | % | | | | | | |
| 0.0199 | HYD-19.9 | Grain size < 0.0199 mm, Hydrometer | % | | | | | | |
| 0.0198 | HYD-19.8 | Grain size < 0.0198 mm, Hydrometer | % | 22 | 78 | | | | |
| 0.0197 | HYD-19.7 | Grain size < 0.0197 mm, Hydrometer | % | | | | | | |
| 0.0196 | HYD-19.6 | Grain size < 0.0196 mm, Hydrometer | % | | | | | | |
| 0.0195 | HYD-19.5 | Grain size < 0.0195 mm, Hydrometer | % | | | | | | |
| 0.0194 | HYD-19.4 | Grain size < 0.0194 mm, Hydrometer | % | | | | | | |
| 0.0193 | HYD-19.3 | Grain size < 0.0193 mm, Hydrometer | % | | | | | | |
| 0.0192 | HYD-19.2 | Grain size < 0.0192 mm, Hydrometer | % | | | | | 42 | 58 |
| 0.0191 | HYD-19.1 | Grain size < 0.0191 mm, Hydrometer | % | | | | | | |
| 0.019 | HYD-19.0 | Grain size < 0.0190 mm, Hydrometer | % | | | | | | |

| | | | | | | | | | |
|---|---|---|---|---|---|---|---|---|---|
| | | | | % pass through | % retained | % pass through | % retained | % pass through | % retained |
| | | | SYS_LOC_CODE | 212 | 212 | 216 | 216 | 217 | 217 |
| | | | DEPTH_INTERVAL | 0 - 2 cm | 0 - 2 cm | 0 - 2 cm | 0 - 2 cm | 0 - 2 cm | 0 - 2 cm |
| | | | SAMPLE_TYPE_CODE | N | N | N | N | N | N |
| | | | SYS_SAMPLE_CODE | S-212-20FSP20-01 | S-212-20FSP20-01 | S-216-20FSP20-01 | S-216-20FSP20-01 | S-217-20FSP20-01 | S-217-20FSP20-01 |
| 0.0249 | HYD-24.9 | Grain size < 0.0249 mm, Hydrometer | % | | | | | | |
| 0.0243 | HYD-24.3 | Grain size < 0.0243 mm, Hydrometer | % | | | | | | |
| 0.0233 | HYD-23.3 | Grain size < 0.0233 mm, Hydrometer | % | | | | | | |
| 0.0228 | HYD-22.8 | Grain size < 0.0228 mm, Hydrometer | % | | | | | | |
| 0.0225 | HYD-22.5 | Grain size < 0.0225 mm, Hydrometer | % | | | | | | |
| 0.0222 | HYD-22.2 | Grain size < 0.0222 mm, Hydrometer | % | | | | | | |
| 0.0221 | HYD-22.1 | Grain size < 0.0221 mm, Hydrometer | % | | | | | | |
| 0.022 | HYD-22.0 | Grain size < 0.0220 mm, Hydrometer | % | | | | | | |
| 0.0219 | HYD-21.9 | Grain size < 0.0219 mm, Hydrometer | % | | | | | | |
| 0.0218 | HYD-21.8 | Grain size < 0.0218 mm, Hydrometer | % | | | | | | |
| 0.0217 | HYD-21.7 | Grain size < 0.0217 mm, Hydrometer | % | | | | | | |
| 0.0215 | HYD-21.5 | Grain size < 0.0215 mm, Hydrometer | % | | | | | | |
| 0.0214 | HYD-21.4 | Grain size < 0.0214 mm, Hydrometer | % | | | | | | |
| 0.0213 | HYD-21.3 | Grain size < 0.0213 mm, Hydrometer | % | | | | | | |
| 0.0212 | HYD-21.2 | Grain size < 0.0212 mm, Hydrometer | % | | | | | | |
| 0.0211 | HYD-21.1 | Grain size < 0.0211 mm, Hydrometer | % | | | | | | |
| 0.0209 | HYD-20.9 | Grain size < 0.0209 mm, Hydrometer | % | | | | | | |
| 0.0207 | HYD-20.7 | Grain size < 0.0207 mm, Hydrometer | % | | | | | | |
| 0.0206 | HYD-20.6 | Grain size < 0.0206 mm, Hydrometer | % | | | | | | |
| 0.0205 | HYD-20.5 | Grain size < 0.0205 mm, Hydrometer | % | | | | | | |
| 0.0204 | HYD-20.4 | Grain size < 0.0204 mm, Hydrometer | % | | | | | | |
| 0.0203 | HYD-20.3 | Grain size < 0.0203 mm, Hydrometer | % | | | | | | |
| 0.0202 | HYD-20.2 | Grain size < 0.0202 mm, Hydrometer | % | | | | | | |
| 0.0201 | HYD-20.1 | Grain size < 0.0201 mm, Hydrometer | % | | | 54 | 46 | | |
| 0.02 | HYD-20.0 | Grain size < 0.0200 mm, Hydrometer | % | | | | | | |
| 0.0199 | HYD-19.9 | Grain size < 0.0199 mm, Hydrometer | % | | | | | | |
| 0.0198 | HYD-19.8 | Grain size < 0.0198 mm, Hydrometer | % | | | | | | |
| 0.0197 | HYD-19.7 | Grain size < 0.0197 mm, Hydrometer | % | | | | | | |
| 0.0196 | HYD-19.6 | Grain size < 0.0196 mm, Hydrometer | % | | | | | 74 | 26 |
| 0.0195 | HYD-19.5 | Grain size < 0.0195 mm, Hydrometer | % | | | | | | |
| 0.0194 | HYD-19.4 | Grain size < 0.0194 mm, Hydrometer | % | | | | | | |
| 0.0193 | HYD-19.3 | Grain size < 0.0193 mm, Hydrometer | % | | | | | | |
| 0.0192 | HYD-19.2 | Grain size < 0.0192 mm, Hydrometer | % | | | | | | |
| 0.0191 | HYD-19.1 | Grain size < 0.0191 mm, Hydrometer | % | | | | | | |
| 0.019 | HYD-19.0 | Grain size < 0.0190 mm, Hydrometer | % | | | | | | |

| | | | | | | | | | |
|---|---|---|---|---|---|---|---|---|---|
| | | | | % pass through | % retained | % pass through | % retained | % pass through | % retained |
| | | | SYS_LOC_CODE | 218 | 218 | 220 | 220 | 221 | 221 |
| | | | DEPTH_INTERVAL | 0 - 2 cm | 0 - 2 cm | 0 - 2 cm | 0 - 2 cm | 0 - 2 cm | 0 - 2 cm |
| | | | SAMPLE_TYPE_CODE | N | N | N | N | N | N |
| | | | SYS_SAMPLE_CODE | S-218-20FSP20-01 | S-218-20FSP20-01 | S-220-20FSP20-01 | S-220-20FSP20-01 | S-221-20FSP20-01 | S-221-20FSP20-01 |
| 0.0249 | HYD-24.9 | Grain size < 0.0249 mm, Hydrometer | % | | | | | | |
| 0.0243 | HYD-24.3 | Grain size < 0.0243 mm, Hydrometer | % | | | | | | |
| 0.0233 | HYD-23.3 | Grain size < 0.0233 mm, Hydrometer | % | | | | | | |
| 0.0228 | HYD-22.8 | Grain size < 0.0228 mm, Hydrometer | % | | | | | | |
| 0.0225 | HYD-22.5 | Grain size < 0.0225 mm, Hydrometer | % | | | | | | |
| 0.0222 | HYD-22.2 | Grain size < 0.0222 mm, Hydrometer | % | | | | | | |
| 0.0221 | HYD-22.1 | Grain size < 0.0221 mm, Hydrometer | % | | | | | | |
| 0.022 | HYD-22.0 | Grain size < 0.0220 mm, Hydrometer | % | | | | | | |
| 0.0219 | HYD-21.9 | Grain size < 0.0219 mm, Hydrometer | % | | | | | | |
| 0.0218 | HYD-21.8 | Grain size < 0.0218 mm, Hydrometer | % | | | | | | |
| 0.0217 | HYD-21.7 | Grain size < 0.0217 mm, Hydrometer | % | | | | | | |
| 0.0215 | HYD-21.5 | Grain size < 0.0215 mm, Hydrometer | % | | | | | | |
| 0.0214 | HYD-21.4 | Grain size < 0.0214 mm, Hydrometer | % | | | | | | |
| 0.0213 | HYD-21.3 | Grain size < 0.0213 mm, Hydrometer | % | | | | | | |
| 0.0212 | HYD-21.2 | Grain size < 0.0212 mm, Hydrometer | % | | | | | | |
| 0.0211 | HYD-21.1 | Grain size < 0.0211 mm, Hydrometer | % | | | | | | |
| 0.0209 | HYD-20.9 | Grain size < 0.0209 mm, Hydrometer | % | | | | | | |
| 0.0207 | HYD-20.7 | Grain size < 0.0207 mm, Hydrometer | % | | | | | | |
| 0.0206 | HYD-20.6 | Grain size < 0.0206 mm, Hydrometer | % | | | | | | |
| 0.0205 | HYD-20.5 | Grain size < 0.0205 mm, Hydrometer | % | | | | | | |
| 0.0204 | HYD-20.4 | Grain size < 0.0204 mm, Hydrometer | % | | | | | | |
| 0.0203 | HYD-20.3 | Grain size < 0.0203 mm, Hydrometer | % | | | | | | |
| 0.0202 | HYD-20.2 | Grain size < 0.0202 mm, Hydrometer | % | | | | | | |
| 0.0201 | HYD-20.1 | Grain size < 0.0201 mm, Hydrometer | % | | | | | | |
| 0.02 | HYD-20.0 | Grain size < 0.0200 mm, Hydrometer | % | | | | | | |
| 0.0199 | HYD-19.9 | Grain size < 0.0199 mm, Hydrometer | % | | | | | | |
| 0.0198 | HYD-19.8 | Grain size < 0.0198 mm, Hydrometer | % | | | 58 | 42 | | |
| 0.0197 | HYD-19.7 | Grain size < 0.0197 mm, Hydrometer | % | | | | | | |
| 0.0196 | HYD-19.6 | Grain size < 0.0196 mm, Hydrometer | % | | | | | | |
| 0.0195 | HYD-19.5 | Grain size < 0.0195 mm, Hydrometer | % | | | | | | |
| 0.0194 | HYD-19.4 | Grain size < 0.0194 mm, Hydrometer | % | | | | | | |
| 0.0193 | HYD-19.3 | Grain size < 0.0193 mm, Hydrometer | % | | | | | | |
| 0.0192 | HYD-19.2 | Grain size < 0.0192 mm, Hydrometer | % | | | | | | |
| 0.0191 | HYD-19.1 | Grain size < 0.0191 mm, Hydrometer | % | | | | | | |
| 0.019 | HYD-19.0 | Grain size < 0.0190 mm, Hydrometer | % | | | | | | |

| | | | | | | | | | |
|---|---|---|---|---|---|---|---|---|---|
| | | | | % pass through | % retained | % pass through | % retained | % pass through | % retained |
| | | | SYS_LOC_CODE | 222 | 222 | 224 | 224 | 225 | 225 |
| | | | DEPTH_INTERVAL | 0 - 2 cm | 0 - 2 cm | 0 - 2 cm | 0 - 2 cm | 0 - 2 cm | 0 - 2 cm |
| | | | SAMPLE_TYPE_CODE | N | N | N | N | N | N |
| | | | SYS_SAMPLE_CODE | S-222-20FSP20-01 | S-222-20FSP20-01 | S-224-20FSP20-01 | S-224-20FSP20-01 | S-225-20FSP20-01 | S-225-20FSP20-01 |
| 0.0249 | HYD-24.9 | Grain size < 0.0249 mm, Hydrometer | % | | | | | | |
| 0.0243 | HYD-24.3 | Grain size < 0.0243 mm, Hydrometer | % | | | | | | |
| 0.0233 | HYD-23.3 | Grain size < 0.0233 mm, Hydrometer | % | | | | | | |
| 0.0228 | HYD-22.8 | Grain size < 0.0228 mm, Hydrometer | % | | | | | | |
| 0.0225 | HYD-22.5 | Grain size < 0.0225 mm, Hydrometer | % | | | | | | |
| 0.0222 | HYD-22.2 | Grain size < 0.0222 mm, Hydrometer | % | | | | | | |
| 0.0221 | HYD-22.1 | Grain size < 0.0221 mm, Hydrometer | % | | | | | | |
| 0.022 | HYD-22.0 | Grain size < 0.0220 mm, Hydrometer | % | | | | | | |
| 0.0219 | HYD-21.9 | Grain size < 0.0219 mm, Hydrometer | % | | | | | | |
| 0.0218 | HYD-21.8 | Grain size < 0.0218 mm, Hydrometer | % | | | | | | |
| 0.0217 | HYD-21.7 | Grain size < 0.0217 mm, Hydrometer | % | | | | | | |
| 0.0215 | HYD-21.5 | Grain size < 0.0215 mm, Hydrometer | % | | | | | | |
| 0.0214 | HYD-21.4 | Grain size < 0.0214 mm, Hydrometer | % | | | | | | |
| 0.0213 | HYD-21.3 | Grain size < 0.0213 mm, Hydrometer | % | | | | | | |
| 0.0212 | HYD-21.2 | Grain size < 0.0212 mm, Hydrometer | % | | | | | | |
| 0.0211 | HYD-21.1 | Grain size < 0.0211 mm, Hydrometer | % | | | | | | |
| 0.0209 | HYD-20.9 | Grain size < 0.0209 mm, Hydrometer | % | | | | | | |
| 0.0207 | HYD-20.7 | Grain size < 0.0207 mm, Hydrometer | % | | | | | | |
| 0.0206 | HYD-20.6 | Grain size < 0.0206 mm, Hydrometer | % | | | | | | |
| 0.0205 | HYD-20.5 | Grain size < 0.0205 mm, Hydrometer | % | | | | | | |
| 0.0204 | HYD-20.4 | Grain size < 0.0204 mm, Hydrometer | % | 67 | 33 | | | | |
| 0.0203 | HYD-20.3 | Grain size < 0.0203 mm, Hydrometer | % | | | | | | |
| 0.0202 | HYD-20.2 | Grain size < 0.0202 mm, Hydrometer | % | | | | | | |
| 0.0201 | HYD-20.1 | Grain size < 0.0201 mm, Hydrometer | % | | | | | | |
| 0.02 | HYD-20.0 | Grain size < 0.0200 mm, Hydrometer | % | | | | | | |
| 0.0199 | HYD-19.9 | Grain size < 0.0199 mm, Hydrometer | % | | | | | | |
| 0.0198 | HYD-19.8 | Grain size < 0.0198 mm, Hydrometer | % | | | | | | |
| 0.0197 | HYD-19.7 | Grain size < 0.0197 mm, Hydrometer | % | | | | | | |
| 0.0196 | HYD-19.6 | Grain size < 0.0196 mm, Hydrometer | % | | | | | | |
| 0.0195 | HYD-19.5 | Grain size < 0.0195 mm, Hydrometer | % | | | | | | |
| 0.0194 | HYD-19.4 | Grain size < 0.0194 mm, Hydrometer | % | | | | | 53 | 47 |
| 0.0193 | HYD-19.3 | Grain size < 0.0193 mm, Hydrometer | % | | | | | | |
| 0.0192 | HYD-19.2 | Grain size < 0.0192 mm, Hydrometer | % | | | | | | |
| 0.0191 | HYD-19.1 | Grain size < 0.0191 mm, Hydrometer | % | | | | | | |
| 0.019 | HYD-19.0 | Grain size < 0.0190 mm, Hydrometer | % | | | | | | |

| | | | | | | | | | |
|---|---|---|---|---|---|---|---|---|---|
| | | | | % pass through | % retained | % pass through | % retained | % pass through | % retained |
| | | | SYS_LOC_CODE | 226 | 226 | 227 | 227 | 230 | 230 |
| | | | DEPTH_INTERVAL | 0 - 2 cm | 0 - 2 cm | 0 - 2 cm | 0 - 2 cm | 0 - 2 cm | 0 - 2 cm |
| | | | SAMPLE_TYPE_CODE | N | N | N | N | N | N |
| | | | SYS_SAMPLE_CODE | S-226-20FSP20-01 | S-226-20FSP20-01 | S-227-20FSP20-01 | S-227-20FSP20-01 | S-230-20FSP20-01 | S-230-20FSP20-01 |
| 0.0249 | HYD-24.9 | Grain size < 0.0249 mm, Hydrometer | % | | | | | | |
| 0.0243 | HYD-24.3 | Grain size < 0.0243 mm, Hydrometer | % | | | | | | |
| 0.0233 | HYD-23.3 | Grain size < 0.0233 mm, Hydrometer | % | | | | | | |
| 0.0228 | HYD-22.8 | Grain size < 0.0228 mm, Hydrometer | % | | | | | | |
| 0.0225 | HYD-22.5 | Grain size < 0.0225 mm, Hydrometer | % | | | 21 | 79 | | |
| 0.0222 | HYD-22.2 | Grain size < 0.0222 mm, Hydrometer | % | | | | | | |
| 0.0221 | HYD-22.1 | Grain size < 0.0221 mm, Hydrometer | % | | | | | | |
| 0.022 | HYD-22.0 | Grain size < 0.0220 mm, Hydrometer | % | | | | | | |
| 0.0219 | HYD-21.9 | Grain size < 0.0219 mm, Hydrometer | % | | | | | | |
| 0.0218 | HYD-21.8 | Grain size < 0.0218 mm, Hydrometer | % | | | | | | |
| 0.0217 | HYD-21.7 | Grain size < 0.0217 mm, Hydrometer | % | | | | | | |
| 0.0215 | HYD-21.5 | Grain size < 0.0215 mm, Hydrometer | % | | | | | | |
| 0.0214 | HYD-21.4 | Grain size < 0.0214 mm, Hydrometer | % | | | | | | |
| 0.0213 | HYD-21.3 | Grain size < 0.0213 mm, Hydrometer | % | | | | | | |
| 0.0212 | HYD-21.2 | Grain size < 0.0212 mm, Hydrometer | % | | | | | | |
| 0.0211 | HYD-21.1 | Grain size < 0.0211 mm, Hydrometer | % | | | | | | |
| 0.0209 | HYD-20.9 | Grain size < 0.0209 mm, Hydrometer | % | | | | | | |
| 0.0207 | HYD-20.7 | Grain size < 0.0207 mm, Hydrometer | % | | | | | | |
| 0.0206 | HYD-20.6 | Grain size < 0.0206 mm, Hydrometer | % | | | | | | |
| 0.0205 | HYD-20.5 | Grain size < 0.0205 mm, Hydrometer | % | | | | | | |
| 0.0204 | HYD-20.4 | Grain size < 0.0204 mm, Hydrometer | % | | | | | | |
| 0.0203 | HYD-20.3 | Grain size < 0.0203 mm, Hydrometer | % | | | | | | |
| 0.0202 | HYD-20.2 | Grain size < 0.0202 mm, Hydrometer | % | | | | | | |
| 0.0201 | HYD-20.1 | Grain size < 0.0201 mm, Hydrometer | % | | | | | | |
| 0.02 | HYD-20.0 | Grain size < 0.0200 mm, Hydrometer | % | | | | | | |
| 0.0199 | HYD-19.9 | Grain size < 0.0199 mm, Hydrometer | % | | | | | | |
| 0.0198 | HYD-19.8 | Grain size < 0.0198 mm, Hydrometer | % | | | | | | |
| 0.0197 | HYD-19.7 | Grain size < 0.0197 mm, Hydrometer | % | | | | | | |
| 0.0196 | HYD-19.6 | Grain size < 0.0196 mm, Hydrometer | % | | | | | | |
| 0.0195 | HYD-19.5 | Grain size < 0.0195 mm, Hydrometer | % | | | | | | |
| 0.0194 | HYD-19.4 | Grain size < 0.0194 mm, Hydrometer | % | | | | | | |
| 0.0193 | HYD-19.3 | Grain size < 0.0193 mm, Hydrometer | % | | | | | 36 | 64 |
| 0.0192 | HYD-19.2 | Grain size < 0.0192 mm, Hydrometer | % | 80 | 20 | | | | |
| 0.0191 | HYD-19.1 | Grain size < 0.0191 mm, Hydrometer | % | | | | | | |
| 0.019 | HYD-19.0 | Grain size < 0.0190 mm, Hydrometer | % | | | | | | |

| | | | | | | | | | |
|---|---|---|---|---|---|---|---|---|---|
| | | | | % pass through | % retained | % pass through | % retained | % pass through | % retained |
| | | | SYS_LOC_CODE | 231 | 231 | 235 | 235 | 236 | 236 |
| | | | DEPTH_INTERVAL | 0 - 2 cm | 0 - 2 cm | 0 - 2 cm | 0 - 2 cm | 0 - 2 cm | 0 - 2 cm |
| | | | SAMPLE_TYPE_CODE | N | N | N | N | N | N |
| | | | SYS_SAMPLE_CODE | S-231-20FSP20-01 | S-231-20FSP20-01 | S-235-20FSP20-01 | S-235-20FSP20-01 | S-236-20FSP20-01 | S-236-20FSP20-01 |
| 0.0249 | HYD-24.9 | Grain size < 0.0249 mm, Hydrometer | % | | | | | | |
| 0.0243 | HYD-24.3 | Grain size < 0.0243 mm, Hydrometer | % | | | | | | |
| 0.0233 | HYD-23.3 | Grain size < 0.0233 mm, Hydrometer | % | | | | | | |
| 0.0228 | HYD-22.8 | Grain size < 0.0228 mm, Hydrometer | % | | | | | | |
| 0.0225 | HYD-22.5 | Grain size < 0.0225 mm, Hydrometer | % | | | | | | |
| 0.0222 | HYD-22.2 | Grain size < 0.0222 mm, Hydrometer | % | | | | | | |
| 0.0221 | HYD-22.1 | Grain size < 0.0221 mm, Hydrometer | % | | | | | | |
| 0.022 | HYD-22.0 | Grain size < 0.0220 mm, Hydrometer | % | | | | | | |
| 0.0219 | HYD-21.9 | Grain size < 0.0219 mm, Hydrometer | % | | | | | | |
| 0.0218 | HYD-21.8 | Grain size < 0.0218 mm, Hydrometer | % | | | | | | |
| 0.0217 | HYD-21.7 | Grain size < 0.0217 mm, Hydrometer | % | | | | | | |
| 0.0215 | HYD-21.5 | Grain size < 0.0215 mm, Hydrometer | % | | | | | 28 | 72 |
| 0.0214 | HYD-21.4 | Grain size < 0.0214 mm, Hydrometer | % | | | | | | |
| 0.0213 | HYD-21.3 | Grain size < 0.0213 mm, Hydrometer | % | | | | | | |
| 0.0212 | HYD-21.2 | Grain size < 0.0212 mm, Hydrometer | % | | | | | | |
| 0.0211 | HYD-21.1 | Grain size < 0.0211 mm, Hydrometer | % | | | | | | |
| 0.0209 | HYD-20.9 | Grain size < 0.0209 mm, Hydrometer | % | | | | | | |
| 0.0207 | HYD-20.7 | Grain size < 0.0207 mm, Hydrometer | % | | | | | | |
| 0.0206 | HYD-20.6 | Grain size < 0.0206 mm, Hydrometer | % | | | | | | |
| 0.0205 | HYD-20.5 | Grain size < 0.0205 mm, Hydrometer | % | | | | | | |
| 0.0204 | HYD-20.4 | Grain size < 0.0204 mm, Hydrometer | % | | | | | | |
| 0.0203 | HYD-20.3 | Grain size < 0.0203 mm, Hydrometer | % | | | | | | |
| 0.0202 | HYD-20.2 | Grain size < 0.0202 mm, Hydrometer | % | | | | | | |
| 0.0201 | HYD-20.1 | Grain size < 0.0201 mm, Hydrometer | % | | | | | | |
| 0.02 | HYD-20.0 | Grain size < 0.0200 mm, Hydrometer | % | | | | | | |
| 0.0199 | HYD-19.9 | Grain size < 0.0199 mm, Hydrometer | % | | | | | | |
| 0.0198 | HYD-19.8 | Grain size < 0.0198 mm, Hydrometer | % | | | 65 | 35 | | |
| 0.0197 | HYD-19.7 | Grain size < 0.0197 mm, Hydrometer | % | | | | | | |
| 0.0196 | HYD-19.6 | Grain size < 0.0196 mm, Hydrometer | % | | | | | | |
| 0.0195 | HYD-19.5 | Grain size < 0.0195 mm, Hydrometer | % | 84 | 16 | | | | |
| 0.0194 | HYD-19.4 | Grain size < 0.0194 mm, Hydrometer | % | | | | | | |
| 0.0193 | HYD-19.3 | Grain size < 0.0193 mm, Hydrometer | % | | | | | | |
| 0.0192 | HYD-19.2 | Grain size < 0.0192 mm, Hydrometer | % | | | | | | |
| 0.0191 | HYD-19.1 | Grain size < 0.0191 mm, Hydrometer | % | | | | | | |
| 0.019 | HYD-19.0 | Grain size < 0.0190 mm, Hydrometer | % | | | | | | |

| | | | | | | | | | |
|---|---|---|---|---|---|---|---|---|---|
| | | | | % pass through | % retained | % pass through | % retained | % pass through | % retained |
| | | | SYS_LOC_CODE | 237 | 237 | 237 | 237 | 240 | 240 |
| | | | DEPTH_INTERVAL | 0 - 2 cm | 0 - 2 cm | 0 - 2 cm | 0 - 2 cm | 0 - 2 cm | 0 - 2 cm |
| | | | SAMPLE_TYPE_CODE | N | N | FD | FD | N | N |
| | | | SYS_SAMPLE_CODE | S-237-20FSP20-01 | S-237-20FSP20-01 | S-237-20FSP20-01-REP | S-237-20FSP20-01-REP | S-240-20FSP20-01 | S-240-20FSP20-01 |
| 0.0249 | HYD-24.9 | Grain size < 0.0249 mm, Hydrometer | % | | | | | | |
| 0.0243 | HYD-24.3 | Grain size < 0.0243 mm, Hydrometer | % | | | | | | |
| 0.0233 | HYD-23.3 | Grain size < 0.0233 mm, Hydrometer | % | | | | | | |
| 0.0228 | HYD-22.8 | Grain size < 0.0228 mm, Hydrometer | % | | | | | | |
| 0.0225 | HYD-22.5 | Grain size < 0.0225 mm, Hydrometer | % | | | | | | |
| 0.0222 | HYD-22.2 | Grain size < 0.0222 mm, Hydrometer | % | | | | | | |
| 0.0221 | HYD-22.1 | Grain size < 0.0221 mm, Hydrometer | % | | | | | | |
| 0.022 | HYD-22.0 | Grain size < 0.0220 mm, Hydrometer | % | 19 | 81 | | | | |
| 0.0219 | HYD-21.9 | Grain size < 0.0219 mm, Hydrometer | % | | | | | | |
| 0.0218 | HYD-21.8 | Grain size < 0.0218 mm, Hydrometer | % | | | | | | |
| 0.0217 | HYD-21.7 | Grain size < 0.0217 mm, Hydrometer | % | | | | | | |
| 0.0215 | HYD-21.5 | Grain size < 0.0215 mm, Hydrometer | % | | | | | | |
| 0.0214 | HYD-21.4 | Grain size < 0.0214 mm, Hydrometer | % | | | | | | |
| 0.0213 | HYD-21.3 | Grain size < 0.0213 mm, Hydrometer | % | | | | | | |
| 0.0212 | HYD-21.2 | Grain size < 0.0212 mm, Hydrometer | % | | | | | | |
| 0.0211 | HYD-21.1 | Grain size < 0.0211 mm, Hydrometer | % | | | | | | |
| 0.0209 | HYD-20.9 | Grain size < 0.0209 mm, Hydrometer | % | | | | | | |
| 0.0207 | HYD-20.7 | Grain size < 0.0207 mm, Hydrometer | % | | | | | | |
| 0.0206 | HYD-20.6 | Grain size < 0.0206 mm, Hydrometer | % | | | | | 71 | 29 |
| 0.0205 | HYD-20.5 | Grain size < 0.0205 mm, Hydrometer | % | | | | | | |
| 0.0204 | HYD-20.4 | Grain size < 0.0204 mm, Hydrometer | % | | | | | | |
| 0.0203 | HYD-20.3 | Grain size < 0.0203 mm, Hydrometer | % | | | | | | |
| 0.0202 | HYD-20.2 | Grain size < 0.0202 mm, Hydrometer | % | | | | | | |
| 0.0201 | HYD-20.1 | Grain size < 0.0201 mm, Hydrometer | % | | | | | | |
| 0.02 | HYD-20.0 | Grain size < 0.0200 mm, Hydrometer | % | | | | | | |
| 0.0199 | HYD-19.9 | Grain size < 0.0199 mm, Hydrometer | % | | | | | | |
| 0.0198 | HYD-19.8 | Grain size < 0.0198 mm, Hydrometer | % | | | | | | |
| 0.0197 | HYD-19.7 | Grain size < 0.0197 mm, Hydrometer | % | | | | | | |
| 0.0196 | HYD-19.6 | Grain size < 0.0196 mm, Hydrometer | % | | | | | | |
| 0.0195 | HYD-19.5 | Grain size < 0.0195 mm, Hydrometer | % | | | | | | |
| 0.0194 | HYD-19.4 | Grain size < 0.0194 mm, Hydrometer | % | | | | | | |
| 0.0193 | HYD-19.3 | Grain size < 0.0193 mm, Hydrometer | % | | | | | | |
| 0.0192 | HYD-19.2 | Grain size < 0.0192 mm, Hydrometer | % | | | | | | |
| 0.0191 | HYD-19.1 | Grain size < 0.0191 mm, Hydrometer | % | | | | | | |
| 0.019 | HYD-19.0 | Grain size < 0.0190 mm, Hydrometer | % | | | | | | |

| | | | | | | | | | |
|---|---|---|---|---|---|---|---|---|---|
| | | | | % pass through | % retained | % pass through | % retained | % pass through | % retained |
| | | | SYS_LOC_CODE | 241 | 241 | 242 | 242 | 245 | 245 |
| | | | DEPTH_INTERVAL | 0 - 2 cm | 0 - 2 cm | 0 - 2 cm | 0 - 2 cm | 0 - 2 cm | 0 - 2 cm |
| | | | SAMPLE_TYPE_CODE | N | N | N | N | N | N |
| | | | SYS_SAMPLE_CODE | S-241-20FSP20-01 | S-241-20FSP20-01 | S-242-20FSP20-01 | S-242-20FSP20-01 | S-245-20FSP20-01 | S-245-20FSP20-01 |
| 0.0249 | HYD-24.9 | Grain size < 0.0249 mm, Hydrometer | % | | | | | | |
| 0.0243 | HYD-24.3 | Grain size < 0.0243 mm, Hydrometer | % | | | | | | |
| 0.0233 | HYD-23.3 | Grain size < 0.0233 mm, Hydrometer | % | | | | | | |
| 0.0228 | HYD-22.8 | Grain size < 0.0228 mm, Hydrometer | % | | | | | | |
| 0.0225 | HYD-22.5 | Grain size < 0.0225 mm, Hydrometer | % | | | | | | |
| 0.0222 | HYD-22.2 | Grain size < 0.0222 mm, Hydrometer | % | | | | | 20 | 80 |
| 0.0221 | HYD-22.1 | Grain size < 0.0221 mm, Hydrometer | % | | | | | | |
| 0.022 | HYD-22.0 | Grain size < 0.0220 mm, Hydrometer | % | | | | | | |
| 0.0219 | HYD-21.9 | Grain size < 0.0219 mm, Hydrometer | % | | | | | | |
| 0.0218 | HYD-21.8 | Grain size < 0.0218 mm, Hydrometer | % | | | | | | |
| 0.0217 | HYD-21.7 | Grain size < 0.0217 mm, Hydrometer | % | | | | | | |
| 0.0215 | HYD-21.5 | Grain size < 0.0215 mm, Hydrometer | % | | | | | | |
| 0.0214 | HYD-21.4 | Grain size < 0.0214 mm, Hydrometer | % | | | | | | |
| 0.0213 | HYD-21.3 | Grain size < 0.0213 mm, Hydrometer | % | | | 27 | 73 | | |
| 0.0212 | HYD-21.2 | Grain size < 0.0212 mm, Hydrometer | % | | | | | | |
| 0.0211 | HYD-21.1 | Grain size < 0.0211 mm, Hydrometer | % | | | | | | |
| 0.0209 | HYD-20.9 | Grain size < 0.0209 mm, Hydrometer | % | | | | | | |
| 0.0207 | HYD-20.7 | Grain size < 0.0207 mm, Hydrometer | % | | | | | | |
| 0.0206 | HYD-20.6 | Grain size < 0.0206 mm, Hydrometer | % | | | | | | |
| 0.0205 | HYD-20.5 | Grain size < 0.0205 mm, Hydrometer | % | | | | | | |
| 0.0204 | HYD-20.4 | Grain size < 0.0204 mm, Hydrometer | % | | | | | | |
| 0.0203 | HYD-20.3 | Grain size < 0.0203 mm, Hydrometer | % | | | | | | |
| 0.0202 | HYD-20.2 | Grain size < 0.0202 mm, Hydrometer | % | | | | | | |
| 0.0201 | HYD-20.1 | Grain size < 0.0201 mm, Hydrometer | % | | | | | | |
| 0.02 | HYD-20.0 | Grain size < 0.0200 mm, Hydrometer | % | | | | | | |
| 0.0199 | HYD-19.9 | Grain size < 0.0199 mm, Hydrometer | % | | | | | | |
| 0.0198 | HYD-19.8 | Grain size < 0.0198 mm, Hydrometer | % | | | | | | |
| 0.0197 | HYD-19.7 | Grain size < 0.0197 mm, Hydrometer | % | | | | | | |
| 0.0196 | HYD-19.6 | Grain size < 0.0196 mm, Hydrometer | % | | | | | | |
| 0.0195 | HYD-19.5 | Grain size < 0.0195 mm, Hydrometer | % | | | | | | |
| 0.0194 | HYD-19.4 | Grain size < 0.0194 mm, Hydrometer | % | | | | | | |
| 0.0193 | HYD-19.3 | Grain size < 0.0193 mm, Hydrometer | % | | | | | | |
| 0.0192 | HYD-19.2 | Grain size < 0.0192 mm, Hydrometer | % | | | | | | |
| 0.0191 | HYD-19.1 | Grain size < 0.0191 mm, Hydrometer | % | | | | | | |
| 0.019 | HYD-19.0 | Grain size < 0.0190 mm, Hydrometer | % | | | | | | |

| | | | | | | | | | |
|---|---|---|---|---|---|---|---|---|---|
| | | | | % pass through | % retained | % pass through | % retained | % pass through | % retained |
| | | | SYS_LOC_CODE | 247 | 247 | 249 | 249 | 250 | 250 |
| | | | DEPTH_INTERVAL | 0 - 2 cm | 0 - 2 cm | 0 - 2 cm | 0 - 2 cm | 0 - 2 cm | 0 - 2 cm |
| | | | SAMPLE_TYPE_CODE | N | N | N | N | N | N |
| | | | SYS_SAMPLE_CODE | S-247-20FSP20-01 | S-247-20FSP20-01 | S-249-20FSP20-01 | S-249-20FSP20-01 | S-250-20FSP20-01 | S-250-20FSP20-01 |
| 0.0249 | HYD-24.9 | Grain size < 0.0249 mm, Hydrometer | % | | | | | | |
| 0.0243 | HYD-24.3 | Grain size < 0.0243 mm, Hydrometer | % | | | | | | |
| 0.0233 | HYD-23.3 | Grain size < 0.0233 mm, Hydrometer | % | | | | | | |
| 0.0228 | HYD-22.8 | Grain size < 0.0228 mm, Hydrometer | % | | | | | | |
| 0.0225 | HYD-22.5 | Grain size < 0.0225 mm, Hydrometer | % | | | 32 | 68 | | |
| 0.0222 | HYD-22.2 | Grain size < 0.0222 mm, Hydrometer | % | | | | | | |
| 0.0221 | HYD-22.1 | Grain size < 0.0221 mm, Hydrometer | % | | | | | 25 | 75 |
| 0.022 | HYD-22.0 | Grain size < 0.0220 mm, Hydrometer | % | | | | | | |
| 0.0219 | HYD-21.9 | Grain size < 0.0219 mm, Hydrometer | % | | | | | | |
| 0.0218 | HYD-21.8 | Grain size < 0.0218 mm, Hydrometer | % | | | | | | |
| 0.0217 | HYD-21.7 | Grain size < 0.0217 mm, Hydrometer | % | | | | | | |
| 0.0215 | HYD-21.5 | Grain size < 0.0215 mm, Hydrometer | % | | | | | | |
| 0.0214 | HYD-21.4 | Grain size < 0.0214 mm, Hydrometer | % | | | | | | |
| 0.0213 | HYD-21.3 | Grain size < 0.0213 mm, Hydrometer | % | | | | | | |
| 0.0212 | HYD-21.2 | Grain size < 0.0212 mm, Hydrometer | % | | | | | | |
| 0.0211 | HYD-21.1 | Grain size < 0.0211 mm, Hydrometer | % | | | | | | |
| 0.0209 | HYD-20.9 | Grain size < 0.0209 mm, Hydrometer | % | | | | | | |
| 0.0207 | HYD-20.7 | Grain size < 0.0207 mm, Hydrometer | % | | | | | | |
| 0.0206 | HYD-20.6 | Grain size < 0.0206 mm, Hydrometer | % | | | | | | |
| 0.0205 | HYD-20.5 | Grain size < 0.0205 mm, Hydrometer | % | | | | | | |
| 0.0204 | HYD-20.4 | Grain size < 0.0204 mm, Hydrometer | % | | | | | | |
| 0.0203 | HYD-20.3 | Grain size < 0.0203 mm, Hydrometer | % | | | | | | |
| 0.0202 | HYD-20.2 | Grain size < 0.0202 mm, Hydrometer | % | | | | | | |
| 0.0201 | HYD-20.1 | Grain size < 0.0201 mm, Hydrometer | % | | | | | | |
| 0.02 | HYD-20.0 | Grain size < 0.0200 mm, Hydrometer | % | | | | | | |
| 0.0199 | HYD-19.9 | Grain size < 0.0199 mm, Hydrometer | % | | | | | | |
| 0.0198 | HYD-19.8 | Grain size < 0.0198 mm, Hydrometer | % | | | | | | |
| 0.0197 | HYD-19.7 | Grain size < 0.0197 mm, Hydrometer | % | 24 | 76 | | | | |
| 0.0196 | HYD-19.6 | Grain size < 0.0196 mm, Hydrometer | % | | | | | | |
| 0.0195 | HYD-19.5 | Grain size < 0.0195 mm, Hydrometer | % | | | | | | |
| 0.0194 | HYD-19.4 | Grain size < 0.0194 mm, Hydrometer | % | | | | | | |
| 0.0193 | HYD-19.3 | Grain size < 0.0193 mm, Hydrometer | % | | | | | | |
| 0.0192 | HYD-19.2 | Grain size < 0.0192 mm, Hydrometer | % | | | | | | |
| 0.0191 | HYD-19.1 | Grain size < 0.0191 mm, Hydrometer | % | | | | | | |
| 0.019 | HYD-19.0 | Grain size < 0.0190 mm, Hydrometer | % | | | | | | |

| | | | | | | | | | |
|---|---|---|---|---|---|---|---|---|---|
| | | | | % pass through | % retained | % pass through | % retained | % pass through | % retained |
| | | | SYS_LOC_CODE | 253 | 253 | 304 | 304 | 306 | 306 |
| | | | DEPTH_INTERVAL | 0 - 2 cm | 0 - 2 cm | 0 - 2 cm | 0 - 2 cm | 0 - 2 cm | 0 - 2 cm |
| | | | SAMPLE_TYPE_CODE | N | N | N | N | N | N |
| | | | SYS_SAMPLE_CODE | S-253-20FSP20-01 | S-253-20FSP20-01 | S-304-20FSP20-01 | S-304-20FSP20-01 | S-306-20FSP20-01 | S-306-20FSP20-01 |
| 0.0249 | HYD-24.9 | Grain size < 0.0249 mm, Hydrometer | % | | | | | | |
| 0.0243 | HYD-24.3 | Grain size < 0.0243 mm, Hydrometer | % | | | | | | |
| 0.0233 | HYD-23.3 | Grain size < 0.0233 mm, Hydrometer | % | | | | | | |
| 0.0228 | HYD-22.8 | Grain size < 0.0228 mm, Hydrometer | % | | | | | | |
| 0.0225 | HYD-22.5 | Grain size < 0.0225 mm, Hydrometer | % | | | | | | |
| 0.0222 | HYD-22.2 | Grain size < 0.0222 mm, Hydrometer | % | | | | | | |
| 0.0221 | HYD-22.1 | Grain size < 0.0221 mm, Hydrometer | % | | | | | | |
| 0.022 | HYD-22.0 | Grain size < 0.0220 mm, Hydrometer | % | | | | | | |
| 0.0219 | HYD-21.9 | Grain size < 0.0219 mm, Hydrometer | % | | | | | | |
| 0.0218 | HYD-21.8 | Grain size < 0.0218 mm, Hydrometer | % | | | | | | |
| 0.0217 | HYD-21.7 | Grain size < 0.0217 mm, Hydrometer | % | | | | | | |
| 0.0215 | HYD-21.5 | Grain size < 0.0215 mm, Hydrometer | % | | | | | | |
| 0.0214 | HYD-21.4 | Grain size < 0.0214 mm, Hydrometer | % | | | | | | |
| 0.0213 | HYD-21.3 | Grain size < 0.0213 mm, Hydrometer | % | | | | | | |
| 0.0212 | HYD-21.2 | Grain size < 0.0212 mm, Hydrometer | % | | | | | | |
| 0.0211 | HYD-21.1 | Grain size < 0.0211 mm, Hydrometer | % | | | | | | |
| 0.0209 | HYD-20.9 | Grain size < 0.0209 mm, Hydrometer | % | | | | | | |
| 0.0207 | HYD-20.7 | Grain size < 0.0207 mm, Hydrometer | % | | | | | | |
| 0.0206 | HYD-20.6 | Grain size < 0.0206 mm, Hydrometer | % | | | | | | |
| 0.0205 | HYD-20.5 | Grain size < 0.0205 mm, Hydrometer | % | | | | | | |
| 0.0204 | HYD-20.4 | Grain size < 0.0204 mm, Hydrometer | % | | | | | | |
| 0.0203 | HYD-20.3 | Grain size < 0.0203 mm, Hydrometer | % | | | | | | |
| 0.0202 | HYD-20.2 | Grain size < 0.0202 mm, Hydrometer | % | | | | | | |
| 0.0201 | HYD-20.1 | Grain size < 0.0201 mm, Hydrometer | % | | | 13 | 87 | | |
| 0.02 | HYD-20.0 | Grain size < 0.0200 mm, Hydrometer | % | | | | | | |
| 0.0199 | HYD-19.9 | Grain size < 0.0199 mm, Hydrometer | % | | | | | | |
| 0.0198 | HYD-19.8 | Grain size < 0.0198 mm, Hydrometer | % | | | | | | |
| 0.0197 | HYD-19.7 | Grain size < 0.0197 mm, Hydrometer | % | | | | | | |
| 0.0196 | HYD-19.6 | Grain size < 0.0196 mm, Hydrometer | % | | | | | | |
| 0.0195 | HYD-19.5 | Grain size < 0.0195 mm, Hydrometer | % | | | | | | |
| 0.0194 | HYD-19.4 | Grain size < 0.0194 mm, Hydrometer | % | | | | | | |
| 0.0193 | HYD-19.3 | Grain size < 0.0193 mm, Hydrometer | % | | | | | | |
| 0.0192 | HYD-19.2 | Grain size < 0.0192 mm, Hydrometer | % | | | | | | |
| 0.0191 | HYD-19.1 | Grain size < 0.0191 mm, Hydrometer | % | | | | | | |
| 0.019 | HYD-19.0 | Grain size < 0.0190 mm, Hydrometer | % | | | | | | |

| | | | | | | | | | |
|---|---|---|---|---|---|---|---|---|---|
| | | | | % pass through | % retained | % pass through | % retained | % pass through | % retained |
| | | | SYS_LOC_CODE | 309 | 309 | 310 | 310 | 310 | 310 |
| | | | DEPTH_INTERVAL | 0 - 2 cm | 0 - 2 cm | 0 - 2 cm | 0 - 2 cm | 0 - 2 cm | 0 - 2 cm |
| | | | SAMPLE_TYPE_CODE | N | N | N | N | FD | FD |
| | | | SYS_SAMPLE_CODE | S-309-20FSP20-01 | S-309-20FSP20-01 | S-310-20FSP20-01 | S-310-20FSP20-01 | S-310-20FSP20-01-REP | S-310-20FSP20-01-REP |
| 0.0249 | HYD-24.9 | Grain size < 0.0249 mm, Hydrometer | % | | | | | | |
| 0.0243 | HYD-24.3 | Grain size < 0.0243 mm, Hydrometer | % | | | | | | |
| 0.0233 | HYD-23.3 | Grain size < 0.0233 mm, Hydrometer | % | | | | | | |
| 0.0228 | HYD-22.8 | Grain size < 0.0228 mm, Hydrometer | % | | | | | | |
| 0.0225 | HYD-22.5 | Grain size < 0.0225 mm, Hydrometer | % | | | | | | |
| 0.0222 | HYD-22.2 | Grain size < 0.0222 mm, Hydrometer | % | | | | | | |
| 0.0221 | HYD-22.1 | Grain size < 0.0221 mm, Hydrometer | % | | | | | | |
| 0.022 | HYD-22.0 | Grain size < 0.0220 mm, Hydrometer | % | | | | | | |
| 0.0219 | HYD-21.9 | Grain size < 0.0219 mm, Hydrometer | % | | | | | | |
| 0.0218 | HYD-21.8 | Grain size < 0.0218 mm, Hydrometer | % | | | | | | |
| 0.0217 | HYD-21.7 | Grain size < 0.0217 mm, Hydrometer | % | | | | | | |
| 0.0215 | HYD-21.5 | Grain size < 0.0215 mm, Hydrometer | % | | | | | | |
| 0.0214 | HYD-21.4 | Grain size < 0.0214 mm, Hydrometer | % | | | | | | |
| 0.0213 | HYD-21.3 | Grain size < 0.0213 mm, Hydrometer | % | 26 | 74 | | | | |
| 0.0212 | HYD-21.2 | Grain size < 0.0212 mm, Hydrometer | % | | | | | | |
| 0.0211 | HYD-21.1 | Grain size < 0.0211 mm, Hydrometer | % | | | | | | |
| 0.0209 | HYD-20.9 | Grain size < 0.0209 mm, Hydrometer | % | | | | | | |
| 0.0207 | HYD-20.7 | Grain size < 0.0207 mm, Hydrometer | % | | | | | 24 | 76 |
| 0.0206 | HYD-20.6 | Grain size < 0.0206 mm, Hydrometer | % | | | | | | |
| 0.0205 | HYD-20.5 | Grain size < 0.0205 mm, Hydrometer | % | | | | | | |
| 0.0204 | HYD-20.4 | Grain size < 0.0204 mm, Hydrometer | % | | | | | | |
| 0.0203 | HYD-20.3 | Grain size < 0.0203 mm, Hydrometer | % | | | | | | |
| 0.0202 | HYD-20.2 | Grain size < 0.0202 mm, Hydrometer | % | | | | | | |
| 0.0201 | HYD-20.1 | Grain size < 0.0201 mm, Hydrometer | % | | | | | | |
| 0.02 | HYD-20.0 | Grain size < 0.0200 mm, Hydrometer | % | | | | | | |
| 0.0199 | HYD-19.9 | Grain size < 0.0199 mm, Hydrometer | % | | | | | | |
| 0.0198 | HYD-19.8 | Grain size < 0.0198 mm, Hydrometer | % | | | | | | |
| 0.0197 | HYD-19.7 | Grain size < 0.0197 mm, Hydrometer | % | | | | | | |
| 0.0196 | HYD-19.6 | Grain size < 0.0196 mm, Hydrometer | % | | | 20 | 80 | | |
| 0.0195 | HYD-19.5 | Grain size < 0.0195 mm, Hydrometer | % | | | | | | |
| 0.0194 | HYD-19.4 | Grain size < 0.0194 mm, Hydrometer | % | | | | | | |
| 0.0193 | HYD-19.3 | Grain size < 0.0193 mm, Hydrometer | % | | | | | | |
| 0.0192 | HYD-19.2 | Grain size < 0.0192 mm, Hydrometer | % | | | | | | |
| 0.0191 | HYD-19.1 | Grain size < 0.0191 mm, Hydrometer | % | | | | | | |
| 0.019 | HYD-19.0 | Grain size < 0.0190 mm, Hydrometer | % | | | | | | |

| | | | | | | | | | |
|---|---|---|---|---|---|---|---|---|---|
| | | | | % pass through | % retained | % pass through | % retained | % pass through | % retained |
| | | | SYS_LOC_CODE | 311 | 311 | 317 | 317 | 318 | 318 |
| | | | DEPTH_INTERVAL | 0 - 2 cm | 0 - 2 cm | 0 - 2 cm | 0 - 2 cm | 0 - 2 cm | 0 - 2 cm |
| | | | SAMPLE_TYPE_CODE | N | N | N | N | N | N |
| | | | SYS_SAMPLE_CODE | S-311-20FSP20-01 | S-311-20FSP20-01 | S-317-20FSP20-01 | S-317-20FSP20-01 | S-318-20FSP20-01 | S-318-20FSP20-01 |
| 0.0249 | HYD-24.9 | Grain size < 0.0249 mm, Hydrometer | % | | | | | | |
| 0.0243 | HYD-24.3 | Grain size < 0.0243 mm, Hydrometer | % | | | | | | |
| 0.0233 | HYD-23.3 | Grain size < 0.0233 mm, Hydrometer | % | | | | | | |
| 0.0228 | HYD-22.8 | Grain size < 0.0228 mm, Hydrometer | % | 13 | 87 | | | | |
| 0.0225 | HYD-22.5 | Grain size < 0.0225 mm, Hydrometer | % | | | | | | |
| 0.0222 | HYD-22.2 | Grain size < 0.0222 mm, Hydrometer | % | | | | | | |
| 0.0221 | HYD-22.1 | Grain size < 0.0221 mm, Hydrometer | % | | | | | | |
| 0.022 | HYD-22.0 | Grain size < 0.0220 mm, Hydrometer | % | | | | | | |
| 0.0219 | HYD-21.9 | Grain size < 0.0219 mm, Hydrometer | % | | | | | | |
| 0.0218 | HYD-21.8 | Grain size < 0.0218 mm, Hydrometer | % | | | | | | |
| 0.0217 | HYD-21.7 | Grain size < 0.0217 mm, Hydrometer | % | | | | | | |
| 0.0215 | HYD-21.5 | Grain size < 0.0215 mm, Hydrometer | % | | | | | | |
| 0.0214 | HYD-21.4 | Grain size < 0.0214 mm, Hydrometer | % | | | | | | |
| 0.0213 | HYD-21.3 | Grain size < 0.0213 mm, Hydrometer | % | | | | | | |
| 0.0212 | HYD-21.2 | Grain size < 0.0212 mm, Hydrometer | % | | | | | | |
| 0.0211 | HYD-21.1 | Grain size < 0.0211 mm, Hydrometer | % | | | | | | |
| 0.0209 | HYD-20.9 | Grain size < 0.0209 mm, Hydrometer | % | | | | | | |
| 0.0207 | HYD-20.7 | Grain size < 0.0207 mm, Hydrometer | % | | | | | | |
| 0.0206 | HYD-20.6 | Grain size < 0.0206 mm, Hydrometer | % | | | | | | |
| 0.0205 | HYD-20.5 | Grain size < 0.0205 mm, Hydrometer | % | | | | | | |
| 0.0204 | HYD-20.4 | Grain size < 0.0204 mm, Hydrometer | % | | | | | | |
| 0.0203 | HYD-20.3 | Grain size < 0.0203 mm, Hydrometer | % | | | | | | |
| 0.0202 | HYD-20.2 | Grain size < 0.0202 mm, Hydrometer | % | | | | | | |
| 0.0201 | HYD-20.1 | Grain size < 0.0201 mm, Hydrometer | % | | | | | | |
| 0.02 | HYD-20.0 | Grain size < 0.0200 mm, Hydrometer | % | | | | | | |
| 0.0199 | HYD-19.9 | Grain size < 0.0199 mm, Hydrometer | % | | | | | | |
| 0.0198 | HYD-19.8 | Grain size < 0.0198 mm, Hydrometer | % | | | 64 | 36 | | |
| 0.0197 | HYD-19.7 | Grain size < 0.0197 mm, Hydrometer | % | | | | | | |
| 0.0196 | HYD-19.6 | Grain size < 0.0196 mm, Hydrometer | % | | | | | | |
| 0.0195 | HYD-19.5 | Grain size < 0.0195 mm, Hydrometer | % | | | | | | |
| 0.0194 | HYD-19.4 | Grain size < 0.0194 mm, Hydrometer | % | | | | | | |
| 0.0193 | HYD-19.3 | Grain size < 0.0193 mm, Hydrometer | % | | | | | | |
| 0.0192 | HYD-19.2 | Grain size < 0.0192 mm, Hydrometer | % | | | | | | |
| 0.0191 | HYD-19.1 | Grain size < 0.0191 mm, Hydrometer | % | | | | | | |
| 0.019 | HYD-19.0 | Grain size < 0.0190 mm, Hydrometer | % | | | | | | |

| | | | | | | | | | |
|---|---|---|---|---|---|---|---|---|---|
| | | | | % pass through | % retained | % pass through | % retained | % pass through | % retained |
| | | | SYS_LOC_CODE | 323 | 323 | 324 | 324 | 325 | 325 |
| | | | DEPTH_INTERVAL | 0 - 2 cm | 0 - 2 cm | 0 - 2 cm | 0 - 2 cm | 0 - 2 cm | 0 - 2 cm |
| | | | SAMPLE_TYPE_CODE | N | N | N | N | N | N |
| | | | SYS_SAMPLE_CODE | S-323-20FSP20-01 | S-323-20FSP20-01 | S-324-20FSP20-01 | S-324-20FSP20-01 | S-325-20FSP20-01 | S-325-20FSP20-01 |
| 0.0249 | HYD-24.9 | Grain size < 0.0249 mm, Hydrometer | % | 28 | 72 | | | | |
| 0.0243 | HYD-24.3 | Grain size < 0.0243 mm, Hydrometer | % | | | | | | |
| 0.0233 | HYD-23.3 | Grain size < 0.0233 mm, Hydrometer | % | | | | | | |
| 0.0228 | HYD-22.8 | Grain size < 0.0228 mm, Hydrometer | % | | | | | | |
| 0.0225 | HYD-22.5 | Grain size < 0.0225 mm, Hydrometer | % | | | | | | |
| 0.0222 | HYD-22.2 | Grain size < 0.0222 mm, Hydrometer | % | | | | | | |
| 0.0221 | HYD-22.1 | Grain size < 0.0221 mm, Hydrometer | % | | | | | | |
| 0.022 | HYD-22.0 | Grain size < 0.0220 mm, Hydrometer | % | | | | | | |
| 0.0219 | HYD-21.9 | Grain size < 0.0219 mm, Hydrometer | % | | | | | | |
| 0.0218 | HYD-21.8 | Grain size < 0.0218 mm, Hydrometer | % | | | | | | |
| 0.0217 | HYD-21.7 | Grain size < 0.0217 mm, Hydrometer | % | | | | | | |
| 0.0215 | HYD-21.5 | Grain size < 0.0215 mm, Hydrometer | % | | | | | | |
| 0.0214 | HYD-21.4 | Grain size < 0.0214 mm, Hydrometer | % | | | | | | |
| 0.0213 | HYD-21.3 | Grain size < 0.0213 mm, Hydrometer | % | | | | | | |
| 0.0212 | HYD-21.2 | Grain size < 0.0212 mm, Hydrometer | % | | | 42 | 58 | | |
| 0.0211 | HYD-21.1 | Grain size < 0.0211 mm, Hydrometer | % | | | | | | |
| 0.0209 | HYD-20.9 | Grain size < 0.0209 mm, Hydrometer | % | | | | | | |
| 0.0207 | HYD-20.7 | Grain size < 0.0207 mm, Hydrometer | % | | | | | | |
| 0.0206 | HYD-20.6 | Grain size < 0.0206 mm, Hydrometer | % | 24 | 76 | | | | |
| 0.0205 | HYD-20.5 | Grain size < 0.0205 mm, Hydrometer | % | | | | | | |
| 0.0204 | HYD-20.4 | Grain size < 0.0204 mm, Hydrometer | % | | | | | 39 | 61 |
| 0.0203 | HYD-20.3 | Grain size < 0.0203 mm, Hydrometer | % | | | | | | |
| 0.0202 | HYD-20.2 | Grain size < 0.0202 mm, Hydrometer | % | | | | | | |
| 0.0201 | HYD-20.1 | Grain size < 0.0201 mm, Hydrometer | % | | | | | | |
| 0.02 | HYD-20.0 | Grain size < 0.0200 mm, Hydrometer | % | | | | | | |
| 0.0199 | HYD-19.9 | Grain size < 0.0199 mm, Hydrometer | % | | | | | | |
| 0.0198 | HYD-19.8 | Grain size < 0.0198 mm, Hydrometer | % | | | | | | |
| 0.0197 | HYD-19.7 | Grain size < 0.0197 mm, Hydrometer | % | | | | | | |
| 0.0196 | HYD-19.6 | Grain size < 0.0196 mm, Hydrometer | % | | | | | | |
| 0.0195 | HYD-19.5 | Grain size < 0.0195 mm, Hydrometer | % | | | | | | |
| 0.0194 | HYD-19.4 | Grain size < 0.0194 mm, Hydrometer | % | | | | | | |
| 0.0193 | HYD-19.3 | Grain size < 0.0193 mm, Hydrometer | % | | | | | | |
| 0.0192 | HYD-19.2 | Grain size < 0.0192 mm, Hydrometer | % | | | | | | |
| 0.0191 | HYD-19.1 | Grain size < 0.0191 mm, Hydrometer | % | | | | | | |
| 0.019 | HYD-19.0 | Grain size < 0.0190 mm, Hydrometer | % | | | | | | |

| | | | | | | | | | |
|---|---|---|---|---|---|---|---|---|---|
| | | | | % pass through | % retained | % pass through | % retained | % pass through | % retained |
| | | | SYS_LOC_CODE | 325 | 325 | 331 | 331 | 332 | 332 |
| | | | DEPTH_INTERVAL | 0 - 2 cm | 0 - 2 cm | 0 - 2 cm | 0 - 2 cm | 0 - 2 cm | 0 - 2 cm |
| | | | SAMPLE_TYPE_CODE | FD | FD | N | N | N | N |
| | | | SYS_SAMPLE_CODE | S-325-20FSP20-01-REP | S-325-20FSP20-01-REP | S-331-20FSP20-01 | S-331-20FSP20-01 | S-332-20FSP20-01 | S-332-20FSP20-01 |
| 0.0249 | HYD-24.9 | Grain size < 0.0249 mm, Hydrometer | % | | | | | | |
| 0.0243 | HYD-24.3 | Grain size < 0.0243 mm, Hydrometer | % | | | | | | |
| 0.0233 | HYD-23.3 | Grain size < 0.0233 mm, Hydrometer | % | | | | | | |
| 0.0228 | HYD-22.8 | Grain size < 0.0228 mm, Hydrometer | % | | | | | | |
| 0.0225 | HYD-22.5 | Grain size < 0.0225 mm, Hydrometer | % | | | | | | |
| 0.0222 | HYD-22.2 | Grain size < 0.0222 mm, Hydrometer | % | | | | | | |
| 0.0221 | HYD-22.1 | Grain size < 0.0221 mm, Hydrometer | % | | | | | | |
| 0.022 | HYD-22.0 | Grain size < 0.0220 mm, Hydrometer | % | | | | | | |
| 0.0219 | HYD-21.9 | Grain size < 0.0219 mm, Hydrometer | % | | | | | | |
| 0.0218 | HYD-21.8 | Grain size < 0.0218 mm, Hydrometer | % | | | | | | |
| 0.0217 | HYD-21.7 | Grain size < 0.0217 mm, Hydrometer | % | | | | | | |
| 0.0215 | HYD-21.5 | Grain size < 0.0215 mm, Hydrometer | % | | | | | 15 | 85 |
| 0.0214 | HYD-21.4 | Grain size < 0.0214 mm, Hydrometer | % | | | | | | |
| 0.0213 | HYD-21.3 | Grain size < 0.0213 mm, Hydrometer | % | | | | | | |
| 0.0212 | HYD-21.2 | Grain size < 0.0212 mm, Hydrometer | % | | | | | | |
| 0.0211 | HYD-21.1 | Grain size < 0.0211 mm, Hydrometer | % | | | | | | |
| 0.0209 | HYD-20.9 | Grain size < 0.0209 mm, Hydrometer | % | | | | | | |
| 0.0207 | HYD-20.7 | Grain size < 0.0207 mm, Hydrometer | % | | | | | | |
| 0.0206 | HYD-20.6 | Grain size < 0.0206 mm, Hydrometer | % | | | | | | |
| 0.0205 | HYD-20.5 | Grain size < 0.0205 mm, Hydrometer | % | | | | | | |
| 0.0204 | HYD-20.4 | Grain size < 0.0204 mm, Hydrometer | % | | | 33 | 67 | | |
| 0.0203 | HYD-20.3 | Grain size < 0.0203 mm, Hydrometer | % | | | | | | |
| 0.0202 | HYD-20.2 | Grain size < 0.0202 mm, Hydrometer | % | | | | | | |
| 0.0201 | HYD-20.1 | Grain size < 0.0201 mm, Hydrometer | % | | | | | | |
| 0.02 | HYD-20.0 | Grain size < 0.0200 mm, Hydrometer | % | | | | | | |
| 0.0199 | HYD-19.9 | Grain size < 0.0199 mm, Hydrometer | % | | | | | | |
| 0.0198 | HYD-19.8 | Grain size < 0.0198 mm, Hydrometer | % | | | | | | |
| 0.0197 | HYD-19.7 | Grain size < 0.0197 mm, Hydrometer | % | | | | | | |
| 0.0196 | HYD-19.6 | Grain size < 0.0196 mm, Hydrometer | % | | | | | | |
| 0.0195 | HYD-19.5 | Grain size < 0.0195 mm, Hydrometer | % | | | | | | |
| 0.0194 | HYD-19.4 | Grain size < 0.0194 mm, Hydrometer | % | | | | | | |
| 0.0193 | HYD-19.3 | Grain size < 0.0193 mm, Hydrometer | % | | | | | | |
| 0.0192 | HYD-19.2 | Grain size < 0.0192 mm, Hydrometer | % | | | | | | |
| 0.0191 | HYD-19.1 | Grain size < 0.0191 mm, Hydrometer | % | | | | | | |
| 0.019 | HYD-19.0 | Grain size < 0.0190 mm, Hydrometer | % | 42 | 58 | | | | |

| | | | | | | | | | |
|---|---|---|---|---|---|---|---|---|---|
| | | | | % pass through | % retained | % pass through | % retained | % pass through | % retained |
| | | | SYS_LOC_CODE | 333 | 333 | 334 | 334 | 335 | 335 |
| | | | DEPTH_INTERVAL | 0 - 2 cm | 0 - 2 cm | 0 - 2 cm | 0 - 2 cm | 0 - 2 cm | 0 - 2 cm |
| | | | SAMPLE_TYPE_CODE | N | N | N | N | N | N |
| | | | SYS_SAMPLE_CODE | S-333-20FSP20-01 | S-333-20FSP20-01 | S-334-20FSP20-01 | S-334-20FSP20-01 | S-335-20FSP20-01 | S-335-20FSP20-01 |
| 0.0249 | HYD-24.9 | Grain size < 0.0249 mm, Hydrometer | % | | | | | | |
| 0.0243 | HYD-24.3 | Grain size < 0.0243 mm, Hydrometer | % | | | | | | |
| 0.0233 | HYD-23.3 | Grain size < 0.0233 mm, Hydrometer | % | | | | | | |
| 0.0228 | HYD-22.8 | Grain size < 0.0228 mm, Hydrometer | % | | | | | | |
| 0.0225 | HYD-22.5 | Grain size < 0.0225 mm, Hydrometer | % | | | | | | |
| 0.0222 | HYD-22.2 | Grain size < 0.0222 mm, Hydrometer | % | | | | | | |
| 0.0221 | HYD-22.1 | Grain size < 0.0221 mm, Hydrometer | % | | | | | | |
| 0.022 | HYD-22.0 | Grain size < 0.0220 mm, Hydrometer | % | | | | | | |
| 0.0219 | HYD-21.9 | Grain size < 0.0219 mm, Hydrometer | % | | | | | | |
| 0.0218 | HYD-21.8 | Grain size < 0.0218 mm, Hydrometer | % | | | 55 | 45 | | |
| 0.0217 | HYD-21.7 | Grain size < 0.0217 mm, Hydrometer | % | | | | 100 | | |
| 0.0215 | HYD-21.5 | Grain size < 0.0215 mm, Hydrometer | % | | | | | | |
| 0.0214 | HYD-21.4 | Grain size < 0.0214 mm, Hydrometer | % | | | | | | |
| 0.0213 | HYD-21.3 | Grain size < 0.0213 mm, Hydrometer | % | | | | | | |
| 0.0212 | HYD-21.2 | Grain size < 0.0212 mm, Hydrometer | % | | | | | | |
| 0.0211 | HYD-21.1 | Grain size < 0.0211 mm, Hydrometer | % | | | | | | |
| 0.0209 | HYD-20.9 | Grain size < 0.0209 mm, Hydrometer | % | | | | | | |
| 0.0207 | HYD-20.7 | Grain size < 0.0207 mm, Hydrometer | % | | | | | | |
| 0.0206 | HYD-20.6 | Grain size < 0.0206 mm, Hydrometer | % | | | | | | |
| 0.0205 | HYD-20.5 | Grain size < 0.0205 mm, Hydrometer | % | | | | | | |
| 0.0204 | HYD-20.4 | Grain size < 0.0204 mm, Hydrometer | % | | | | | | |
| 0.0203 | HYD-20.3 | Grain size < 0.0203 mm, Hydrometer | % | | | | | | |
| 0.0202 | HYD-20.2 | Grain size < 0.0202 mm, Hydrometer | % | | | | | | |
| 0.0201 | HYD-20.1 | Grain size < 0.0201 mm, Hydrometer | % | | | | | | |
| 0.02 | HYD-20.0 | Grain size < 0.0200 mm, Hydrometer | % | | | | | | |
| 0.0199 | HYD-19.9 | Grain size < 0.0199 mm, Hydrometer | % | | | | | | |
| 0.0198 | HYD-19.8 | Grain size < 0.0198 mm, Hydrometer | % | | | | | | |
| 0.0197 | HYD-19.7 | Grain size < 0.0197 mm, Hydrometer | % | | | | | | |
| 0.0196 | HYD-19.6 | Grain size < 0.0196 mm, Hydrometer | % | | | | | | |
| 0.0195 | HYD-19.5 | Grain size < 0.0195 mm, Hydrometer | % | | | | | | |
| 0.0194 | HYD-19.4 | Grain size < 0.0194 mm, Hydrometer | % | | | | | | |
| 0.0193 | HYD-19.3 | Grain size < 0.0193 mm, Hydrometer | % | | | | | | |
| 0.0192 | HYD-19.2 | Grain size < 0.0192 mm, Hydrometer | % | | | | | | |
| 0.0191 | HYD-19.1 | Grain size < 0.0191 mm, Hydrometer | % | | | | | | |
| 0.019 | HYD-19.0 | Grain size < 0.0190 mm, Hydrometer | % | | | | | | |

| | | | | | | | | | |
|---|---|---|---|---|---|---|---|---|---|
| | | | | % pass through | % retained | % pass through | % retained | % pass through | % retained |
| | | | SYS_LOC_CODE | 338 | 338 | 339 | 339 | 340 | 340 |
| | | | DEPTH_INTERVAL | 0 - 2 cm | 0 - 2 cm | 0 - 2 cm | 0 - 2 cm | 0 - 2 cm | 0 - 2 cm |
| | | | SAMPLE_TYPE_CODE | N | N | N | N | N | N |
| | | | SYS_SAMPLE_CODE | S-338-20FSP20-01 | S-338-20FSP20-01 | S-339-20FSP20-01 | S-339-20FSP20-01 | S-340-20FSP20-01 | S-340-20FSP20-01 |
| 0.0249 | HYD-24.9 | Grain size < 0.0249 mm, Hydrometer | % | | | | | | |
| 0.0243 | HYD-24.3 | Grain size < 0.0243 mm, Hydrometer | % | | | | | | |
| 0.0233 | HYD-23.3 | Grain size < 0.0233 mm, Hydrometer | % | | | | | | |
| 0.0228 | HYD-22.8 | Grain size < 0.0228 mm, Hydrometer | % | | | | | | |
| 0.0225 | HYD-22.5 | Grain size < 0.0225 mm, Hydrometer | % | | | | | | |
| 0.0222 | HYD-22.2 | Grain size < 0.0222 mm, Hydrometer | % | | | | | | |
| 0.0221 | HYD-22.1 | Grain size < 0.0221 mm, Hydrometer | % | | | | | | |
| 0.022 | HYD-22.0 | Grain size < 0.0220 mm, Hydrometer | % | | | | | | |
| 0.0219 | HYD-21.9 | Grain size < 0.0219 mm, Hydrometer | % | | | | | | |
| 0.0218 | HYD-21.8 | Grain size < 0.0218 mm, Hydrometer | % | | | | | | |
| 0.0217 | HYD-21.7 | Grain size < 0.0217 mm, Hydrometer | % | | | | | | |
| 0.0215 | HYD-21.5 | Grain size < 0.0215 mm, Hydrometer | % | | | | | | |
| 0.0214 | HYD-21.4 | Grain size < 0.0214 mm, Hydrometer | % | | | | | 49 | 51 |
| 0.0213 | HYD-21.3 | Grain size < 0.0213 mm, Hydrometer | % | | | | | | |
| 0.0212 | HYD-21.2 | Grain size < 0.0212 mm, Hydrometer | % | | | | | | |
| 0.0211 | HYD-21.1 | Grain size < 0.0211 mm, Hydrometer | % | | | | | | |
| 0.0209 | HYD-20.9 | Grain size < 0.0209 mm, Hydrometer | % | 49 | 51 | | | | |
| 0.0207 | HYD-20.7 | Grain size < 0.0207 mm, Hydrometer | % | | | | | | |
| 0.0206 | HYD-20.6 | Grain size < 0.0206 mm, Hydrometer | % | | | | | | |
| 0.0205 | HYD-20.5 | Grain size < 0.0205 mm, Hydrometer | % | | | | | | |
| 0.0204 | HYD-20.4 | Grain size < 0.0204 mm, Hydrometer | % | | | | | | |
| 0.0203 | HYD-20.3 | Grain size < 0.0203 mm, Hydrometer | % | | | 38 | 62 | | |
| 0.0202 | HYD-20.2 | Grain size < 0.0202 mm, Hydrometer | % | | | | | | |
| 0.0201 | HYD-20.1 | Grain size < 0.0201 mm, Hydrometer | % | | | | | | |
| 0.02 | HYD-20.0 | Grain size < 0.0200 mm, Hydrometer | % | | | | | | |
| 0.0199 | HYD-19.9 | Grain size < 0.0199 mm, Hydrometer | % | | | | | | |
| 0.0198 | HYD-19.8 | Grain size < 0.0198 mm, Hydrometer | % | | | | | | |
| 0.0197 | HYD-19.7 | Grain size < 0.0197 mm, Hydrometer | % | | | | | | |
| 0.0196 | HYD-19.6 | Grain size < 0.0196 mm, Hydrometer | % | | | | | | |
| 0.0195 | HYD-19.5 | Grain size < 0.0195 mm, Hydrometer | % | | | | | | |
| 0.0194 | HYD-19.4 | Grain size < 0.0194 mm, Hydrometer | % | | | | | | |
| 0.0193 | HYD-19.3 | Grain size < 0.0193 mm, Hydrometer | % | | | | | | |
| 0.0192 | HYD-19.2 | Grain size < 0.0192 mm, Hydrometer | % | | | | | | |
| 0.0191 | HYD-19.1 | Grain size < 0.0191 mm, Hydrometer | % | | | | | | |
| 0.019 | HYD-19.0 | Grain size < 0.0190 mm, Hydrometer | % | | | | | | |

| | | | | | | | | | |
|---|---|---|---|---|---|---|---|---|---|
| | | | | % pass through | % retained | % pass through | % retained | % pass through | % retained |
| | | | SYS_LOC_CODE | 341 | 341 | 345 | 345 | 346 | 346 |
| | | | DEPTH_INTERVAL | 0 - 2 cm | 0 - 2 cm | 0 - 2 cm | 0 - 2 cm | 0 - 2 cm | 0 - 2 cm |
| | | | SAMPLE_TYPE_CODE | N | N | N | N | N | N |
| | | | SYS_SAMPLE_CODE | S-341-20FSP20-01 | S-341-20FSP20-01 | S-345-20FSP20-01 | S-345-20FSP20-01 | S-346-20FSP20-01 | S-346-20FSP20-01 |
| 0.0249 | HYD-24.9 | Grain size < 0.0249 mm, Hydrometer | % | | | | | | |
| 0.0243 | HYD-24.3 | Grain size < 0.0243 mm, Hydrometer | % | | | | | | |
| 0.0233 | HYD-23.3 | Grain size < 0.0233 mm, Hydrometer | % | | | | | | |
| 0.0228 | HYD-22.8 | Grain size < 0.0228 mm, Hydrometer | % | | | | | | |
| 0.0225 | HYD-22.5 | Grain size < 0.0225 mm, Hydrometer | % | | | | | 7 | 93 |
| 0.0222 | HYD-22.2 | Grain size < 0.0222 mm, Hydrometer | % | | | | | | |
| 0.0221 | HYD-22.1 | Grain size < 0.0221 mm, Hydrometer | % | | | | | | |
| 0.022 | HYD-22.0 | Grain size < 0.0220 mm, Hydrometer | % | | | | | | |
| 0.0219 | HYD-21.9 | Grain size < 0.0219 mm, Hydrometer | % | | | | | | |
| 0.0218 | HYD-21.8 | Grain size < 0.0218 mm, Hydrometer | % | | | | | | |
| 0.0217 | HYD-21.7 | Grain size < 0.0217 mm, Hydrometer | % | | | | | | |
| 0.0215 | HYD-21.5 | Grain size < 0.0215 mm, Hydrometer | % | | | | | | |
| 0.0214 | HYD-21.4 | Grain size < 0.0214 mm, Hydrometer | % | 12 | 88 | | | | |
| 0.0213 | HYD-21.3 | Grain size < 0.0213 mm, Hydrometer | % | | | | | | |
| 0.0212 | HYD-21.2 | Grain size < 0.0212 mm, Hydrometer | % | | | | | | |
| 0.0211 | HYD-21.1 | Grain size < 0.0211 mm, Hydrometer | % | | | | | | |
| 0.0209 | HYD-20.9 | Grain size < 0.0209 mm, Hydrometer | % | | | 48 | 52 | | |
| 0.0207 | HYD-20.7 | Grain size < 0.0207 mm, Hydrometer | % | | | | | | |
| 0.0206 | HYD-20.6 | Grain size < 0.0206 mm, Hydrometer | % | | | | | | |
| 0.0205 | HYD-20.5 | Grain size < 0.0205 mm, Hydrometer | % | | | | | | |
| 0.0204 | HYD-20.4 | Grain size < 0.0204 mm, Hydrometer | % | | | | | | |
| 0.0203 | HYD-20.3 | Grain size < 0.0203 mm, Hydrometer | % | | | | | | |
| 0.0202 | HYD-20.2 | Grain size < 0.0202 mm, Hydrometer | % | | | | | | |
| 0.0201 | HYD-20.1 | Grain size < 0.0201 mm, Hydrometer | % | | | | | | |
| 0.02 | HYD-20.0 | Grain size < 0.0200 mm, Hydrometer | % | | | | | | |
| 0.0199 | HYD-19.9 | Grain size < 0.0199 mm, Hydrometer | % | | | | | | |
| 0.0198 | HYD-19.8 | Grain size < 0.0198 mm, Hydrometer | % | | | | | | |
| 0.0197 | HYD-19.7 | Grain size < 0.0197 mm, Hydrometer | % | | | | | | |
| 0.0196 | HYD-19.6 | Grain size < 0.0196 mm, Hydrometer | % | | | | | | |
| 0.0195 | HYD-19.5 | Grain size < 0.0195 mm, Hydrometer | % | | | | | | |
| 0.0194 | HYD-19.4 | Grain size < 0.0194 mm, Hydrometer | % | | | | | | |
| 0.0193 | HYD-19.3 | Grain size < 0.0193 mm, Hydrometer | % | | | | | | |
| 0.0192 | HYD-19.2 | Grain size < 0.0192 mm, Hydrometer | % | | | | | | |
| 0.0191 | HYD-19.1 | Grain size < 0.0191 mm, Hydrometer | % | | | | | | |
| 0.019 | HYD-19.0 | Grain size < 0.0190 mm, Hydrometer | % | | | | | | |

| | | | | % pass through | % retained | % pass through | % retained |
|---|---|---|---|---|---|---|---|
| | | | SYS_LOC_CODE | 349 | 349 | 352 | 352 |
| | | | DEPTH_INTERVAL | 0 - 2 cm | 0 - 2 cm | 0 - 2 cm | 0 - 2 cm |
| | | | SAMPLE_TYPE_CODE | N | N | N | N |
| | | | SYS_SAMPLE_CODE | S-349-20FSP20-01 | S-349-20FSP20-01 | S-352-20FSP20-01 | S-352-20FSP20-01 |
| 0.0249 | HYD-24.9 | Grain size < 0.0249 mm, Hydrometer | % | | | | |
| 0.0243 | HYD-24.3 | Grain size < 0.0243 mm, Hydrometer | % | | | | |
| 0.0233 | HYD-23.3 | Grain size < 0.0233 mm, Hydrometer | % | | | 6 | 94 |
| 0.0228 | HYD-22.8 | Grain size < 0.0228 mm, Hydrometer | % | | | | |
| 0.0225 | HYD-22.5 | Grain size < 0.0225 mm, Hydrometer | % | | | | |
| 0.0222 | HYD-22.2 | Grain size < 0.0222 mm, Hydrometer | % | | | | |
| 0.0221 | HYD-22.1 | Grain size < 0.0221 mm, Hydrometer | % | | | | |
| 0.022 | HYD-22.0 | Grain size < 0.0220 mm, Hydrometer | % | | | | |
| 0.0219 | HYD-21.9 | Grain size < 0.0219 mm, Hydrometer | % | 24 | 76 | | |
| 0.0218 | HYD-21.8 | Grain size < 0.0218 mm, Hydrometer | % | | | | |
| 0.0217 | HYD-21.7 | Grain size < 0.0217 mm, Hydrometer | % | | | | |
| 0.0215 | HYD-21.5 | Grain size < 0.0215 mm, Hydrometer | % | | | | |
| 0.0214 | HYD-21.4 | Grain size < 0.0214 mm, Hydrometer | % | | | | |
| 0.0213 | HYD-21.3 | Grain size < 0.0213 mm, Hydrometer | % | | | | |
| 0.0212 | HYD-21.2 | Grain size < 0.0212 mm, Hydrometer | % | | | | |
| 0.0211 | HYD-21.1 | Grain size < 0.0211 mm, Hydrometer | % | | | | |
| 0.0209 | HYD-20.9 | Grain size < 0.0209 mm, Hydrometer | % | | | | |
| 0.0207 | HYD-20.7 | Grain size < 0.0207 mm, Hydrometer | % | | | | |
| 0.0206 | HYD-20.6 | Grain size < 0.0206 mm, Hydrometer | % | | | | |
| 0.0205 | HYD-20.5 | Grain size < 0.0205 mm, Hydrometer | % | | | | |
| 0.0204 | HYD-20.4 | Grain size < 0.0204 mm, Hydrometer | % | | | | |
| 0.0203 | HYD-20.3 | Grain size < 0.0203 mm, Hydrometer | % | | | | |
| 0.0202 | HYD-20.2 | Grain size < 0.0202 mm, Hydrometer | % | | | | |
| 0.0201 | HYD-20.1 | Grain size < 0.0201 mm, Hydrometer | % | | | | |
| 0.02 | HYD-20.0 | Grain size < 0.0200 mm, Hydrometer | % | | | | |
| 0.0199 | HYD-19.9 | Grain size < 0.0199 mm, Hydrometer | % | | | | |
| 0.0198 | HYD-19.8 | Grain size < 0.0198 mm, Hydrometer | % | | | | |
| 0.0197 | HYD-19.7 | Grain size < 0.0197 mm, Hydrometer | % | | | | |
| 0.0196 | HYD-19.6 | Grain size < 0.0196 mm, Hydrometer | % | | | | |
| 0.0195 | HYD-19.5 | Grain size < 0.0195 mm, Hydrometer | % | | | | |
| 0.0194 | HYD-19.4 | Grain size < 0.0194 mm, Hydrometer | % | | | | |
| 0.0193 | HYD-19.3 | Grain size < 0.0193 mm, Hydrometer | % | | | | |
| 0.0192 | HYD-19.2 | Grain size < 0.0192 mm, Hydrometer | % | | | | |
| 0.0191 | HYD-19.1 | Grain size < 0.0191 mm, Hydrometer | % | | | | |
| 0.019 | HYD-19.0 | Grain size < 0.0190 mm, Hydrometer | % | | | | |

| | | | | % pass through | % retained | % pass through | % retained | % pass through | % retained |
|---|---|---|---|---|---|---|---|---|---|
| | | | SYS_LOC_CODE | 105 | 105 | 108 | 108 | 109 | 109 |
| | | | DEPTH_INTERVAL | 0 - 2 cm | 0 - 2 cm | 0 - 2 cm | 0 - 2 cm | 0 - 2 cm | 0 - 2 cm |
| | | | SAMPLE_TYPE_CODE | N | N | N | N | N | N |
| | | | SYS_SAMPLE_CODE | S-105-20FSP20-01 | S-105-20FSP20-01 | S-108-20FSP20-01 | S-108-20FSP20-01 | S-109-20FSP20-01 | S-109-20FSP20-01 |
| 0.0188 | HYD-18.8 | Grain size < 0.0188 mm, Hydrometer | % | | | | | | |
| 0.0186 | HYD-18.6 | Grain size < 0.0186 mm, Hydrometer | % | | | | | | |
| 0.0185 | HYD-18.5 | Grain size < 0.0185 mm, Hydrometer | % | | | | | | |
| 0.0183 | HYD-18.3 | Grain size < 0.0183 mm, Hydrometer | % | | | | | | |
| 0.0181 | HYD-18.1 | Grain size < 0.0181 mm, Hydrometer | % | | | | | | |
| 0.0179 | HYD-17.9 | Grain size < 0.0179 mm, Hydrometer | % | | | | | | |
| 0.0176 | HYD-17.6 | Grain size < 0.0176 mm, Hydrometer | % | | | | | | |
| 0.0137 | HYD-13.7 | Grain size < 0.0137 mm, Hydrometer | % | | | | | | |
| 0.0136 | HYD-13.6 | Grain size < 0.0136 mm, Hydrometer | % | | | | | | |
| 0.0134 | HYD-13.4 | Grain size < 0.0134 mm, Hydrometer | % | | | | | | |
| 0.0133 | HYD-13.3 | Grain size < 0.0133 mm, Hydrometer | % | | | | | | |
| 0.0132 | HYD-13.2 | Grain size < 0.0132 mm, Hydrometer | % | | | | | | |
| 0.0131 | HYD-13.1 | Grain size < 0.0131 mm, Hydrometer | % | | | | | | |
| 0.013 | HYD-13.0 | Grain size < 0.0130 mm, Hydrometer | % | | | | | | |
| 0.0129 | HYD-12.9 | Grain size < 0.0129 mm, Hydrometer | % | | | | | | |
| 0.0128 | HYD-12.8 | Grain size < 0.0128 mm, Hydrometer | % | | | | | | |
| 0.0127 | HYD-12.7 | Grain size < 0.0127 mm, Hydrometer | % | | | | | | |
| 0.0126 | HYD-12.6 | Grain size < 0.0126 mm, Hydrometer | % | | | | | 52 | |
| 0.0125 | HYD-12.5 | Grain size < 0.0125 mm, Hydrometer | % | | | | | | |
| 0.0124 | HYD-12.4 | Grain size < 0.0124 mm, Hydrometer | % | | | | | | |
| 0.0123 | HYD-12.3 | Grain size < 0.0123 mm, Hydrometer | % | | | | | | |
| 0.0122 | HYD-12.2 | Grain size < 0.0122 mm, Hydrometer | % | | | | | | |
| 0.0121 | HYD-12.1 | Grain size < 0.0121 mm, Hydrometer | % | 48 | 52 | | | | |
| 0.012 | HYD-12.0 | Grain size < 0.0120 mm, Hydrometer | % | | | | | | |
| 0.0119 | HYD-11.9 | Grain size < 0.0119 mm, Hydrometer | % | | | | | | |
| 0.0118 | HYD-11.8 | Grain size < 0.0118 mm, Hydrometer | % | | | | | | |
| 0.0117 | HYD-11.7 | Grain size < 0.0117 mm, Hydrometer | % | | | | | | |
| 0.0116 | HYD-11.6 | Grain size < 0.0116 mm, Hydrometer | % | | | | | | |
| 0.0115 | HYD-11.5 | Grain size < 0.0115 mm, Hydrometer | % | | | | | | |
| 0.0112 | HYD-11.2 | Grain size < 0.0112 mm, Hydrometer | % | | | | | | |
| 0.0111 | HYD-11.1 | Grain size < 0.0111 mm, Hydrometer | % | | | | | | |
| 0.011 | HYD-11.0 | Grain size < 0.0110 mm, Hydrometer | % | | | 54 | 46 | | |
| 0.0097 | HYD-9.7 | Grain size < 0.0097 mm, Hydrometer | % | | | | | | |
| 0.0096 | HYD-9.6 | Grain size < 0.0096 mm, Hydrometer | % | | | | | | |
| 0.0095 | HYD-9.5 | Grain size < 0.0095 mm, Hydrometer | % | | | | | | |

| | | | | | | | | | |
|---|---|---|---|---|---|---|---|---|---|
| | | | | % pass through | % retained | % pass through | % retained | % pass through | % retained |
| | | | SYS_LOC_CODE | 111 | 111 | 114 | 114 | 115 | 115 |
| | | | DEPTH_INTERVAL | 0 - 2 cm | 0 - 2 cm | 0 - 2 cm | 0 - 2 cm | 0 - 2 cm | 0 - 2 cm |
| | | | SAMPLE_TYPE_CODE | N | N | N | N | N | N |
| | | | SYS_SAMPLE_CODE | S-111-20FSP20-01 | S-111-20FSP20-01 | S-114-20FSP20-01 | S-114-20FSP20-01 | S-115-20FSP20-01 | S-115-20FSP20-01 |
| 0.0188 | HYD-18.8 | Grain size < 0.0188 mm, Hydrometer | % | | | | | | |
| 0.0186 | HYD-18.6 | Grain size < 0.0186 mm, Hydrometer | % | | | | | | |
| 0.0185 | HYD-18.5 | Grain size < 0.0185 mm, Hydrometer | % | | | | | | |
| 0.0183 | HYD-18.3 | Grain size < 0.0183 mm, Hydrometer | % | | | 58 | 42 | | |
| 0.0181 | HYD-18.1 | Grain size < 0.0181 mm, Hydrometer | % | | | | | | |
| 0.0179 | HYD-17.9 | Grain size < 0.0179 mm, Hydrometer | % | | | | | | |
| 0.0176 | HYD-17.6 | Grain size < 0.0176 mm, Hydrometer | % | | | | | | |
| 0.0137 | HYD-13.7 | Grain size < 0.0137 mm, Hydrometer | % | | | | | | |
| 0.0136 | HYD-13.6 | Grain size < 0.0136 mm, Hydrometer | % | | | | | | |
| 0.0134 | HYD-13.4 | Grain size < 0.0134 mm, Hydrometer | % | | | | | | |
| 0.0133 | HYD-13.3 | Grain size < 0.0133 mm, Hydrometer | % | | | | | | |
| 0.0132 | HYD-13.2 | Grain size < 0.0132 mm, Hydrometer | % | | | | | | |
| 0.0131 | HYD-13.1 | Grain size < 0.0131 mm, Hydrometer | % | | | | | | |
| 0.013 | HYD-13.0 | Grain size < 0.0130 mm, Hydrometer | % | | | | | | |
| 0.0129 | HYD-12.9 | Grain size < 0.0129 mm, Hydrometer | % | | | | | | |
| 0.0128 | HYD-12.8 | Grain size < 0.0128 mm, Hydrometer | % | | | | | | |
| 0.0127 | HYD-12.7 | Grain size < 0.0127 mm, Hydrometer | % | | | | | | |
| 0.0126 | HYD-12.6 | Grain size < 0.0126 mm, Hydrometer | % | | | | | | |
| 0.0125 | HYD-12.5 | Grain size < 0.0125 mm, Hydrometer | % | | | 50 | | | |
| 0.0124 | HYD-12.4 | Grain size < 0.0124 mm, Hydrometer | % | | | | | | |
| 0.0123 | HYD-12.3 | Grain size < 0.0123 mm, Hydrometer | % | 57 | 43 | | | | |
| 0.0122 | HYD-12.2 | Grain size < 0.0122 mm, Hydrometer | % | | | | | | |
| 0.0121 | HYD-12.1 | Grain size < 0.0121 mm, Hydrometer | % | | | | | 50 | 50 |
| 0.012 | HYD-12.0 | Grain size < 0.0120 mm, Hydrometer | % | | | | | | |
| 0.0119 | HYD-11.9 | Grain size < 0.0119 mm, Hydrometer | % | | | | | | |
| 0.0118 | HYD-11.8 | Grain size < 0.0118 mm, Hydrometer | % | | | | | | |
| 0.0117 | HYD-11.7 | Grain size < 0.0117 mm, Hydrometer | % | | | | | | |
| 0.0116 | HYD-11.6 | Grain size < 0.0116 mm, Hydrometer | % | | | | | | |
| 0.0115 | HYD-11.5 | Grain size < 0.0115 mm, Hydrometer | % | | | | | | |
| 0.0112 | HYD-11.2 | Grain size < 0.0112 mm, Hydrometer | % | | | | | | |
| 0.0111 | HYD-11.1 | Grain size < 0.0111 mm, Hydrometer | % | | | | | | |
| 0.011 | HYD-11.0 | Grain size < 0.0110 mm, Hydrometer | % | | | | | | |
| 0.0097 | HYD-9.7 | Grain size < 0.0097 mm, Hydrometer | % | | | | | | |
| 0.0096 | HYD-9.6 | Grain size < 0.0096 mm, Hydrometer | % | | | | | | |
| 0.0095 | HYD-9.5 | Grain size < 0.0095 mm, Hydrometer | % | | | | | | |

| | | | | | | | | | |
|---|---|---|---|---|---|---|---|---|---|
| | | | | % pass through | % retained | % pass through | % retained | % pass through | % retained |
| | | | SYS_LOC_CODE | 117 | 117 | 120 | 120 | 121 | 121 |
| | | | DEPTH_INTERVAL | 0 - 2 cm | 0 - 2 cm | 0 - 2 cm | 0 - 2 cm | 0 - 2 cm | 0 - 2 cm |
| | | | SAMPLE_TYPE_CODE | N | N | N | N | N | N |
| | | | SYS_SAMPLE_CODE | S-117-20FSP20-01 | S-117-20FSP20-01 | S-120-20FSP20-01 | S-120-20FSP20-01 | S-121-20FSP20-01 | S-121-20FSP20-01 |
| 0.0188 | HYD-18.8 | Grain size < 0.0188 mm, Hydrometer | % | | | | | | |
| 0.0186 | HYD-18.6 | Grain size < 0.0186 mm, Hydrometer | % | | | | | | |
| 0.0185 | HYD-18.5 | Grain size < 0.0185 mm, Hydrometer | % | | | | | | |
| 0.0183 | HYD-18.3 | Grain size < 0.0183 mm, Hydrometer | % | | | | | | |
| 0.0181 | HYD-18.1 | Grain size < 0.0181 mm, Hydrometer | % | | | | | | |
| 0.0179 | HYD-17.9 | Grain size < 0.0179 mm, Hydrometer | % | | | | | | |
| 0.0176 | HYD-17.6 | Grain size < 0.0176 mm, Hydrometer | % | | | | | | |
| 0.0137 | HYD-13.7 | Grain size < 0.0137 mm, Hydrometer | % | | | | | | |
| 0.0136 | HYD-13.6 | Grain size < 0.0136 mm, Hydrometer | % | | | | | | |
| 0.0134 | HYD-13.4 | Grain size < 0.0134 mm, Hydrometer | % | | | | | | |
| 0.0133 | HYD-13.3 | Grain size < 0.0133 mm, Hydrometer | % | | | | | | |
| 0.0132 | HYD-13.2 | Grain size < 0.0132 mm, Hydrometer | % | | | | | | |
| 0.0131 | HYD-13.1 | Grain size < 0.0131 mm, Hydrometer | % | | | | | | |
| 0.013 | HYD-13.0 | Grain size < 0.0130 mm, Hydrometer | % | | | | | | |
| 0.0129 | HYD-12.9 | Grain size < 0.0129 mm, Hydrometer | % | | | | | | |
| 0.0128 | HYD-12.8 | Grain size < 0.0128 mm, Hydrometer | % | | | | | | |
| 0.0127 | HYD-12.7 | Grain size < 0.0127 mm, Hydrometer | % | | | | | | |
| 0.0126 | HYD-12.6 | Grain size < 0.0126 mm, Hydrometer | % | | | | | | |
| 0.0125 | HYD-12.5 | Grain size < 0.0125 mm, Hydrometer | % | | | | | 49 | 51 |
| 0.0124 | HYD-12.4 | Grain size < 0.0124 mm, Hydrometer | % | | | | | | |
| 0.0123 | HYD-12.3 | Grain size < 0.0123 mm, Hydrometer | % | | | | | | |
| 0.0122 | HYD-12.2 | Grain size < 0.0122 mm, Hydrometer | % | | | | | | |
| 0.0121 | HYD-12.1 | Grain size < 0.0121 mm, Hydrometer | % | | | 52 | 48 | | |
| 0.012 | HYD-12.0 | Grain size < 0.0120 mm, Hydrometer | % | 54 | 46 | | | | |
| 0.0119 | HYD-11.9 | Grain size < 0.0119 mm, Hydrometer | % | | | | | | |
| 0.0118 | HYD-11.8 | Grain size < 0.0118 mm, Hydrometer | % | | | | | | |
| 0.0117 | HYD-11.7 | Grain size < 0.0117 mm, Hydrometer | % | | | | | | |
| 0.0116 | HYD-11.6 | Grain size < 0.0116 mm, Hydrometer | % | | | | | | |
| 0.0115 | HYD-11.5 | Grain size < 0.0115 mm, Hydrometer | % | | | | | | |
| 0.0112 | HYD-11.2 | Grain size < 0.0112 mm, Hydrometer | % | | | | | | |
| 0.0111 | HYD-11.1 | Grain size < 0.0111 mm, Hydrometer | % | | | | | | |
| 0.011 | HYD-11.0 | Grain size < 0.0110 mm, Hydrometer | % | | | | | | |
| 0.0097 | HYD-9.7 | Grain size < 0.0097 mm, Hydrometer | % | | | | | | |
| 0.0096 | HYD-9.6 | Grain size < 0.0096 mm, Hydrometer | % | | | | | | |
| 0.0095 | HYD-9.5 | Grain size < 0.0095 mm, Hydrometer | % | | | | | | |

| | | | | | | | | | |
|---|---|---|---|---|---|---|---|---|---|
| | | | | % pass through | % retained | % pass through | % retained | % pass through | % retained |
| | | | SYS_LOC_CODE | 123 | 123 | 123 | 123 | 125 | 125 |
| | | | DEPTH_INTERVAL | 0 - 2 cm | 0 - 2 cm | 0 - 2 cm | 0 - 2 cm | 0 - 2 cm | 0 - 2 cm |
| | | | SAMPLE_TYPE_CODE | N | N | FD | FD | N | N |
| | | | SYS_SAMPLE_CODE | S-123-20FSP20-01 | S-123-20FSP20-01 | S-123-20FSP20-01-REP | S-123-20FSP20-01-REP | S-125-20FSP20-01 | S-125-20FSP20-01 |
| 0.0188 | HYD-18.8 | Grain size < 0.0188 mm, Hydrometer | % | | | | | | |
| 0.0186 | HYD-18.6 | Grain size < 0.0186 mm, Hydrometer | % | | | | | | |
| 0.0185 | HYD-18.5 | Grain size < 0.0185 mm, Hydrometer | % | | | | | | |
| 0.0183 | HYD-18.3 | Grain size < 0.0183 mm, Hydrometer | % | | | | | | |
| 0.0181 | HYD-18.1 | Grain size < 0.0181 mm, Hydrometer | % | | | | | | |
| 0.0179 | HYD-17.9 | Grain size < 0.0179 mm, Hydrometer | % | | | | | | |
| 0.0176 | HYD-17.6 | Grain size < 0.0176 mm, Hydrometer | % | | | | | | |
| 0.0137 | HYD-13.7 | Grain size < 0.0137 mm, Hydrometer | % | | | | | | |
| 0.0136 | HYD-13.6 | Grain size < 0.0136 mm, Hydrometer | % | | | | | | |
| 0.0134 | HYD-13.4 | Grain size < 0.0134 mm, Hydrometer | % | | | | | | |
| 0.0133 | HYD-13.3 | Grain size < 0.0133 mm, Hydrometer | % | | | | | | |
| 0.0132 | HYD-13.2 | Grain size < 0.0132 mm, Hydrometer | % | | | | | | |
| 0.0131 | HYD-13.1 | Grain size < 0.0131 mm, Hydrometer | % | | | | | 66 | 34 |
| 0.013 | HYD-13.0 | Grain size < 0.0130 mm, Hydrometer | % | | | | | | |
| 0.0129 | HYD-12.9 | Grain size < 0.0129 mm, Hydrometer | % | | | | | | |
| 0.0128 | HYD-12.8 | Grain size < 0.0128 mm, Hydrometer | % | | | | | | |
| 0.0127 | HYD-12.7 | Grain size < 0.0127 mm, Hydrometer | % | | | | | | |
| 0.0126 | HYD-12.6 | Grain size < 0.0126 mm, Hydrometer | % | | | 55 | 45 | | |
| 0.0125 | HYD-12.5 | Grain size < 0.0125 mm, Hydrometer | % | 59 | 41 | | | | |
| 0.0124 | HYD-12.4 | Grain size < 0.0124 mm, Hydrometer | % | | | | | | |
| 0.0123 | HYD-12.3 | Grain size < 0.0123 mm, Hydrometer | % | | | | | | |
| 0.0122 | HYD-12.2 | Grain size < 0.0122 mm, Hydrometer | % | | | | | | |
| 0.0121 | HYD-12.1 | Grain size < 0.0121 mm, Hydrometer | % | | | | | | |
| 0.012 | HYD-12.0 | Grain size < 0.0120 mm, Hydrometer | % | | | | | | |
| 0.0119 | HYD-11.9 | Grain size < 0.0119 mm, Hydrometer | % | | | | | | |
| 0.0118 | HYD-11.8 | Grain size < 0.0118 mm, Hydrometer | % | | | | | | |
| 0.0117 | HYD-11.7 | Grain size < 0.0117 mm, Hydrometer | % | | | | | | |
| 0.0116 | HYD-11.6 | Grain size < 0.0116 mm, Hydrometer | % | | | | | | |
| 0.0115 | HYD-11.5 | Grain size < 0.0115 mm, Hydrometer | % | | | | | | |
| 0.0112 | HYD-11.2 | Grain size < 0.0112 mm, Hydrometer | % | | | | | | |
| 0.0111 | HYD-11.1 | Grain size < 0.0111 mm, Hydrometer | % | | | | | | |
| 0.011 | HYD-11.0 | Grain size < 0.0110 mm, Hydrometer | % | | | | | | |
| 0.0097 | HYD-9.7 | Grain size < 0.0097 mm, Hydrometer | % | | | | | | |
| 0.0096 | HYD-9.6 | Grain size < 0.0096 mm, Hydrometer | % | | | | | | |
| 0.0095 | HYD-9.5 | Grain size < 0.0095 mm, Hydrometer | % | | | | | | |

| | | | | % pass through | % retained | % pass through | % retained | % pass through | % retained |
|---|---|---|---|---|---|---|---|---|---|
| | | | SYS_LOC_CODE | 126 | 126 | 128 | 128 | 130 | 130 |
| | | | DEPTH_INTERVAL | 0 - 2 cm | 0 - 2 cm | 0 - 2 cm | 0 - 2 cm | 0 - 2 cm | 0 - 2 cm |
| | | | SAMPLE_TYPE_CODE | N | N | N | N | N | N |
| | | | SYS_SAMPLE_CODE | S-126-20FSP20-01 | S-126-20FSP20-01 | S-128-20FSP20-01 | S-128-20FSP20-01 | S-130-20FSP20-01 | S-130-20FSP20-01 |
| 0.0188 | HYD-18.8 | Grain size < 0.0188 mm, Hydrometer | % | | | | | | |
| 0.0186 | HYD-18.6 | Grain size < 0.0186 mm, Hydrometer | % | | | | | | |
| 0.0185 | HYD-18.5 | Grain size < 0.0185 mm, Hydrometer | % | | | | | | |
| 0.0183 | HYD-18.3 | Grain size < 0.0183 mm, Hydrometer | % | | | | | | |
| 0.0181 | HYD-18.1 | Grain size < 0.0181 mm, Hydrometer | % | | | 52 | 48 | | |
| 0.0179 | HYD-17.9 | Grain size < 0.0179 mm, Hydrometer | % | | | | | | |
| 0.0176 | HYD-17.6 | Grain size < 0.0176 mm, Hydrometer | % | | | | | | |
| 0.0137 | HYD-13.7 | Grain size < 0.0137 mm, Hydrometer | % | 3 | 97 | | | | |
| 0.0136 | HYD-13.6 | Grain size < 0.0136 mm, Hydrometer | % | | | | | | |
| 0.0134 | HYD-13.4 | Grain size < 0.0134 mm, Hydrometer | % | | | | | | |
| 0.0133 | HYD-13.3 | Grain size < 0.0133 mm, Hydrometer | % | | | | | | |
| 0.0132 | HYD-13.2 | Grain size < 0.0132 mm, Hydrometer | % | | | | | | |
| 0.0131 | HYD-13.1 | Grain size < 0.0131 mm, Hydrometer | % | | | | | | |
| 0.013 | HYD-13.0 | Grain size < 0.0130 mm, Hydrometer | % | | | | | | |
| 0.0129 | HYD-12.9 | Grain size < 0.0129 mm, Hydrometer | % | | | | | | |
| 0.0128 | HYD-12.8 | Grain size < 0.0128 mm, Hydrometer | % | | | | | | |
| 0.0127 | HYD-12.7 | Grain size < 0.0127 mm, Hydrometer | % | | | | | | |
| 0.0126 | HYD-12.6 | Grain size < 0.0126 mm, Hydrometer | % | | | 49 | 51 | | |
| 0.0125 | HYD-12.5 | Grain size < 0.0125 mm, Hydrometer | % | | | | | | |
| 0.0124 | HYD-12.4 | Grain size < 0.0124 mm, Hydrometer | % | | | | | 57 | 43 |
| 0.0123 | HYD-12.3 | Grain size < 0.0123 mm, Hydrometer | % | | | | | | |
| 0.0122 | HYD-12.2 | Grain size < 0.0122 mm, Hydrometer | % | | | | | | |
| 0.0121 | HYD-12.1 | Grain size < 0.0121 mm, Hydrometer | % | | | | | | |
| 0.012 | HYD-12.0 | Grain size < 0.0120 mm, Hydrometer | % | | | | | | |
| 0.0119 | HYD-11.9 | Grain size < 0.0119 mm, Hydrometer | % | | | | | | |
| 0.0118 | HYD-11.8 | Grain size < 0.0118 mm, Hydrometer | % | | | | | | |
| 0.0117 | HYD-11.7 | Grain size < 0.0117 mm, Hydrometer | % | | | | | | |
| 0.0116 | HYD-11.6 | Grain size < 0.0116 mm, Hydrometer | % | | | | | | |
| 0.0115 | HYD-11.5 | Grain size < 0.0115 mm, Hydrometer | % | | | | | | |
| 0.0112 | HYD-11.2 | Grain size < 0.0112 mm, Hydrometer | % | | | | | | |
| 0.0111 | HYD-11.1 | Grain size < 0.0111 mm, Hydrometer | % | | | | | | |
| 0.011 | HYD-11.0 | Grain size < 0.0110 mm, Hydrometer | % | | | | | | |
| 0.0097 | HYD-9.7 | Grain size < 0.0097 mm, Hydrometer | % | 2 | 98 | | | | |
| 0.0096 | HYD-9.6 | Grain size < 0.0096 mm, Hydrometer | % | | | | | | |
| 0.0095 | HYD-9.5 | Grain size < 0.0095 mm, Hydrometer | % | | | | | | |

| | | | | | | | | | |
|---|---|---|---|---|---|---|---|---|---|
| | | | | % pass through | % retained | % pass through | % retained | % pass through | % retained |
| | | | SYS_LOC_CODE | 131 | 131 | 134 | 134 | 135 | 135 |
| | | | DEPTH_INTERVAL | 0 - 2 cm | 0 - 2 cm | 0 - 2 cm | 0 - 2 cm | 0 - 2 cm | 0 - 2 cm |
| | | | SAMPLE_TYPE_CODE | N | N | N | N | N | N |
| | | | SYS_SAMPLE_CODE | S-131-20FSP20-01 | S-131-20FSP20-01 | S-134-20FSP20-01 | S-134-20FSP20-01 | S-135-20FSP20-01 | S-135-20FSP20-01 |
| 0.0188 | HYD-18.8 | Grain size < 0.0188 mm, Hydrometer | % | | | | | | |
| 0.0186 | HYD-18.6 | Grain size < 0.0186 mm, Hydrometer | % | | | | | | |
| 0.0185 | HYD-18.5 | Grain size < 0.0185 mm, Hydrometer | % | | | | | | |
| 0.0183 | HYD-18.3 | Grain size < 0.0183 mm, Hydrometer | % | | | | | | |
| 0.0181 | HYD-18.1 | Grain size < 0.0181 mm, Hydrometer | % | | | | | | |
| 0.0179 | HYD-17.9 | Grain size < 0.0179 mm, Hydrometer | % | | | | | | |
| 0.0176 | HYD-17.6 | Grain size < 0.0176 mm, Hydrometer | % | | | | | | |
| 0.0137 | HYD-13.7 | Grain size < 0.0137 mm, Hydrometer | % | | | | | | |
| 0.0136 | HYD-13.6 | Grain size < 0.0136 mm, Hydrometer | % | | | | | 4 | 96 |
| 0.0134 | HYD-13.4 | Grain size < 0.0134 mm, Hydrometer | % | | | | | | |
| 0.0133 | HYD-13.3 | Grain size < 0.0133 mm, Hydrometer | % | | | | | | |
| 0.0132 | HYD-13.2 | Grain size < 0.0132 mm, Hydrometer | % | | | | | | |
| 0.0131 | HYD-13.1 | Grain size < 0.0131 mm, Hydrometer | % | | | | | | |
| 0.013 | HYD-13.0 | Grain size < 0.0130 mm, Hydrometer | % | | | | | | |
| 0.0129 | HYD-12.9 | Grain size < 0.0129 mm, Hydrometer | % | | | | | | |
| 0.0128 | HYD-12.8 | Grain size < 0.0128 mm, Hydrometer | % | | | | | | |
| 0.0127 | HYD-12.7 | Grain size < 0.0127 mm, Hydrometer | % | | | | | | |
| 0.0126 | HYD-12.6 | Grain size < 0.0126 mm, Hydrometer | % | | | | | | |
| 0.0125 | HYD-12.5 | Grain size < 0.0125 mm, Hydrometer | % | | | | | | |
| 0.0124 | HYD-12.4 | Grain size < 0.0124 mm, Hydrometer | % | 54 | 46 | | | | |
| 0.0123 | HYD-12.3 | Grain size < 0.0123 mm, Hydrometer | % | | | | | | |
| 0.0122 | HYD-12.2 | Grain size < 0.0122 mm, Hydrometer | % | | | 52 | 48 | | |
| 0.0121 | HYD-12.1 | Grain size < 0.0121 mm, Hydrometer | % | | | | | | |
| 0.012 | HYD-12.0 | Grain size < 0.0120 mm, Hydrometer | % | | | | | | |
| 0.0119 | HYD-11.9 | Grain size < 0.0119 mm, Hydrometer | % | | | | | | |
| 0.0118 | HYD-11.8 | Grain size < 0.0118 mm, Hydrometer | % | | | | | | |
| 0.0117 | HYD-11.7 | Grain size < 0.0117 mm, Hydrometer | % | | | | | | |
| 0.0116 | HYD-11.6 | Grain size < 0.0116 mm, Hydrometer | % | | | | | | |
| 0.0115 | HYD-11.5 | Grain size < 0.0115 mm, Hydrometer | % | | | | | | |
| 0.0112 | HYD-11.2 | Grain size < 0.0112 mm, Hydrometer | % | | | | | | |
| 0.0111 | HYD-11.1 | Grain size < 0.0111 mm, Hydrometer | % | | | | | | |
| 0.011 | HYD-11.0 | Grain size < 0.0110 mm, Hydrometer | % | | | | | | |
| 0.0097 | HYD-9.7 | Grain size < 0.0097 mm, Hydrometer | % | | | | | | |
| 0.0096 | HYD-9.6 | Grain size < 0.0096 mm, Hydrometer | % | | | | | | |
| 0.0095 | HYD-9.5 | Grain size < 0.0095 mm, Hydrometer | % | | | | | 2 | 98 |

| | | | | | | | | | |
|---|---|---|---|---|---|---|---|---|---|
| | | | | % pass through | % retained | % pass through | % retained | % pass through | % retained |
| | | | SYS_LOC_CODE | 138 | 138 | 139 | 139 | 140 | 140 |
| | | | DEPTH_INTERVAL | 0 - 2 cm | 0 - 2 cm | 0 - 2 cm | 0 - 2 cm | 0 - 2 cm | 0 - 2 cm |
| | | | SAMPLE_TYPE_CODE | N | N | N | N | N | N |
| | | | SYS_SAMPLE_CODE | S-138-20FSP20-01 | S-138-20FSP20-01 | S-139-20FSP20-01 | S-139-20FSP20-01 | S-140-20FSP20-01 | S-140-20FSP20-01 |
| 0.0188 | HYD-18.8 | Grain size < 0.0188 mm, Hydrometer | % | | | | | | |
| 0.0186 | HYD-18.6 | Grain size < 0.0186 mm, Hydrometer | % | | | | | | |
| 0.0185 | HYD-18.5 | Grain size < 0.0185 mm, Hydrometer | % | | | | | | |
| 0.0183 | HYD-18.3 | Grain size < 0.0183 mm, Hydrometer | % | | | | | | |
| 0.0181 | HYD-18.1 | Grain size < 0.0181 mm, Hydrometer | % | | | | | | |
| 0.0179 | HYD-17.9 | Grain size < 0.0179 mm, Hydrometer | % | | | | | | |
| 0.0176 | HYD-17.6 | Grain size < 0.0176 mm, Hydrometer | % | | | | | | |
| 0.0137 | HYD-13.7 | Grain size < 0.0137 mm, Hydrometer | % | | | | | | |
| 0.0136 | HYD-13.6 | Grain size < 0.0136 mm, Hydrometer | % | | | | | | |
| 0.0134 | HYD-13.4 | Grain size < 0.0134 mm, Hydrometer | % | | | | | | |
| 0.0133 | HYD-13.3 | Grain size < 0.0133 mm, Hydrometer | % | | | | | | |
| 0.0132 | HYD-13.2 | Grain size < 0.0132 mm, Hydrometer | % | | | | | | |
| 0.0131 | HYD-13.1 | Grain size < 0.0131 mm, Hydrometer | % | | | | | | |
| 0.013 | HYD-13.0 | Grain size < 0.0130 mm, Hydrometer | % | | | 16 | 84 | | |
| 0.0129 | HYD-12.9 | Grain size < 0.0129 mm, Hydrometer | % | | | | | | |
| 0.0128 | HYD-12.8 | Grain size < 0.0128 mm, Hydrometer | % | | | | | | |
| 0.0127 | HYD-12.7 | Grain size < 0.0127 mm, Hydrometer | % | | | | | | |
| 0.0126 | HYD-12.6 | Grain size < 0.0126 mm, Hydrometer | % | | | | | | |
| 0.0125 | HYD-12.5 | Grain size < 0.0125 mm, Hydrometer | % | | | | | | |
| 0.0124 | HYD-12.4 | Grain size < 0.0124 mm, Hydrometer | % | | | | | | |
| 0.0123 | HYD-12.3 | Grain size < 0.0123 mm, Hydrometer | % | | | | | | |
| 0.0122 | HYD-12.2 | Grain size < 0.0122 mm, Hydrometer | % | | | | | | |
| 0.0121 | HYD-12.1 | Grain size < 0.0121 mm, Hydrometer | % | | | | | | |
| 0.012 | HYD-12.0 | Grain size < 0.0120 mm, Hydrometer | % | 57 | 43 | | | | |
| 0.0119 | HYD-11.9 | Grain size < 0.0119 mm, Hydrometer | % | | | | | | |
| 0.0118 | HYD-11.8 | Grain size < 0.0118 mm, Hydrometer | % | | | | | | |
| 0.0117 | HYD-11.7 | Grain size < 0.0117 mm, Hydrometer | % | | | | | | |
| 0.0116 | HYD-11.6 | Grain size < 0.0116 mm, Hydrometer | % | | | | | 56 | 44 |
| 0.0115 | HYD-11.5 | Grain size < 0.0115 mm, Hydrometer | % | | | | | | |
| 0.0112 | HYD-11.2 | Grain size < 0.0112 mm, Hydrometer | % | | | | | | |
| 0.0111 | HYD-11.1 | Grain size < 0.0111 mm, Hydrometer | % | | | | | | |
| 0.011 | HYD-11.0 | Grain size < 0.0110 mm, Hydrometer | % | | | | | | |
| 0.0097 | HYD-9.7 | Grain size < 0.0097 mm, Hydrometer | % | | | | | | |
| 0.0096 | HYD-9.6 | Grain size < 0.0096 mm, Hydrometer | % | | | | | | |
| 0.0095 | HYD-9.5 | Grain size < 0.0095 mm, Hydrometer | % | | | | | | |

| | | | | % pass through | % retained | % pass through | % retained | % pass through | % retained |
|---|---|---|---|---|---|---|---|---|---|
| | | | SYS_LOC_CODE | 146 | 146 | 147 | 147 | 150 | 150 |
| | | | DEPTH_INTERVAL | 0 - 2 cm | 0 - 2 cm | 0 - 2 cm | 0 - 2 cm | 0 - 2 cm | 0 - 2 cm |
| | | | SAMPLE_TYPE_CODE | N | N | N | N | N | N |
| | | | SYS_SAMPLE_CODE | S-146-20FSP20-01 | S-146-20FSP20-01 | S-147-20FSP20-01 | S-147-20FSP20-01 | S-150-20FSP20-01 | S-150-20FSP20-01 |
| 0.0188 | HYD-18.8 | Grain size < 0.0188 mm, Hydrometer | % | | | | | | |
| 0.0186 | HYD-18.6 | Grain size < 0.0186 mm, Hydrometer | % | | | | | | |
| 0.0185 | HYD-18.5 | Grain size < 0.0185 mm, Hydrometer | % | | | | | | |
| 0.0183 | HYD-18.3 | Grain size < 0.0183 mm, Hydrometer | % | | | | | | |
| 0.0181 | HYD-18.1 | Grain size < 0.0181 mm, Hydrometer | % | | | | | | |
| 0.0179 | HYD-17.9 | Grain size < 0.0179 mm, Hydrometer | % | | | | | | |
| 0.0176 | HYD-17.6 | Grain size < 0.0176 mm, Hydrometer | % | | | | | | |
| 0.0137 | HYD-13.7 | Grain size < 0.0137 mm, Hydrometer | % | | | | | | |
| 0.0136 | HYD-13.6 | Grain size < 0.0136 mm, Hydrometer | % | | | | | | |
| 0.0134 | HYD-13.4 | Grain size < 0.0134 mm, Hydrometer | % | | | | | | |
| 0.0133 | HYD-13.3 | Grain size < 0.0133 mm, Hydrometer | % | | | 13 | 87 | | |
| 0.0132 | HYD-13.2 | Grain size < 0.0132 mm, Hydrometer | % | | | | | | |
| 0.0131 | HYD-13.1 | Grain size < 0.0131 mm, Hydrometer | % | | | | | | |
| 0.013 | HYD-13.0 | Grain size < 0.0130 mm, Hydrometer | % | | | | | 47 | 53 |
| 0.0129 | HYD-12.9 | Grain size < 0.0129 mm, Hydrometer | % | | | | | | |
| 0.0128 | HYD-12.8 | Grain size < 0.0128 mm, Hydrometer | % | | | | | | |
| 0.0127 | HYD-12.7 | Grain size < 0.0127 mm, Hydrometer | % | | | | | | |
| 0.0126 | HYD-12.6 | Grain size < 0.0126 mm, Hydrometer | % | | | | | | |
| 0.0125 | HYD-12.5 | Grain size < 0.0125 mm, Hydrometer | % | | | | | | |
| 0.0124 | HYD-12.4 | Grain size < 0.0124 mm, Hydrometer | % | | | | | | |
| 0.0123 | HYD-12.3 | Grain size < 0.0123 mm, Hydrometer | % | | | | | | |
| 0.0122 | HYD-12.2 | Grain size < 0.0122 mm, Hydrometer | % | | | | | | |
| 0.0121 | HYD-12.1 | Grain size < 0.0121 mm, Hydrometer | % | | | | | | |
| 0.012 | HYD-12.0 | Grain size < 0.0120 mm, Hydrometer | % | | | | | | |
| 0.0119 | HYD-11.9 | Grain size < 0.0119 mm, Hydrometer | % | | | | | | |
| 0.0118 | HYD-11.8 | Grain size < 0.0118 mm, Hydrometer | % | | | | | | |
| 0.0117 | HYD-11.7 | Grain size < 0.0117 mm, Hydrometer | % | | | | | | |
| 0.0116 | HYD-11.6 | Grain size < 0.0116 mm, Hydrometer | % | | | | | | |
| 0.0115 | HYD-11.5 | Grain size < 0.0115 mm, Hydrometer | % | 33 | 67 | | | | |
| 0.0112 | HYD-11.2 | Grain size < 0.0112 mm, Hydrometer | % | | | | | | |
| 0.0111 | HYD-11.1 | Grain size < 0.0111 mm, Hydrometer | % | | | | | | |
| 0.011 | HYD-11.0 | Grain size < 0.0110 mm, Hydrometer | % | | | | | | |
| 0.0097 | HYD-9.7 | Grain size < 0.0097 mm, Hydrometer | % | | | | | | |
| 0.0096 | HYD-9.6 | Grain size < 0.0096 mm, Hydrometer | % | | | | | | |
| 0.0095 | HYD-9.5 | Grain size < 0.0095 mm, Hydrometer | % | | | 10 | 90 | | |

| | | | | % pass through | % retained | % pass through | % retained | % pass through | % retained |
|---|---|---|---|---|---|---|---|---|---|
| | | | SYS_LOC_CODE | 151 | 151 | 152 | 152 | 154 | 154 |
| | | | DEPTH_INTERVAL | 0 - 2 cm | 0 - 2 cm | 0 - 2 cm | 0 - 2 cm | 0 - 2 cm | 0 - 2 cm |
| | | | SAMPLE_TYPE_CODE | N | N | N | N | N | N |
| | | | SYS_SAMPLE_CODE | S-151-20FSP20-01 | S-151-20FSP20-01 | S-152-20FSP20-01 | S-152-20FSP20-01 | S-154-20FSP20-01 | S-154-20FSP20-01 |
| 0.0188 | HYD-18.8 | Grain size < 0.0188 mm, Hydrometer | % | | | | | | |
| 0.0186 | HYD-18.6 | Grain size < 0.0186 mm, Hydrometer | % | | | | | | |
| 0.0185 | HYD-18.5 | Grain size < 0.0185 mm, Hydrometer | % | | | | | | |
| 0.0183 | HYD-18.3 | Grain size < 0.0183 mm, Hydrometer | % | | | | | | |
| 0.0181 | HYD-18.1 | Grain size < 0.0181 mm, Hydrometer | % | | | | | | |
| 0.0179 | HYD-17.9 | Grain size < 0.0179 mm, Hydrometer | % | | | | | | |
| 0.0176 | HYD-17.6 | Grain size < 0.0176 mm, Hydrometer | % | | | | | | |
| 0.0137 | HYD-13.7 | Grain size < 0.0137 mm, Hydrometer | % | | | | | | |
| 0.0136 | HYD-13.6 | Grain size < 0.0136 mm, Hydrometer | % | | | | | | |
| 0.0134 | HYD-13.4 | Grain size < 0.0134 mm, Hydrometer | % | | | | | | |
| 0.0133 | HYD-13.3 | Grain size < 0.0133 mm, Hydrometer | % | | | | | | |
| 0.0132 | HYD-13.2 | Grain size < 0.0132 mm, Hydrometer | % | | | | | | |
| 0.0131 | HYD-13.1 | Grain size < 0.0131 mm, Hydrometer | % | | | | | | |
| 0.013 | HYD-13.0 | Grain size < 0.0130 mm, Hydrometer | % | | | | | 17 | 83 |
| 0.0129 | HYD-12.9 | Grain size < 0.0129 mm, Hydrometer | % | | | | | | |
| 0.0128 | HYD-12.8 | Grain size < 0.0128 mm, Hydrometer | % | | | 30 | 70 | | |
| 0.0127 | HYD-12.7 | Grain size < 0.0127 mm, Hydrometer | % | 10 | 90 | | | | |
| 0.0126 | HYD-12.6 | Grain size < 0.0126 mm, Hydrometer | % | | | | | | |
| 0.0125 | HYD-12.5 | Grain size < 0.0125 mm, Hydrometer | % | | | | | | |
| 0.0124 | HYD-12.4 | Grain size < 0.0124 mm, Hydrometer | % | | | | | | |
| 0.0123 | HYD-12.3 | Grain size < 0.0123 mm, Hydrometer | % | | | | | | |
| 0.0122 | HYD-12.2 | Grain size < 0.0122 mm, Hydrometer | % | | | | | | |
| 0.0121 | HYD-12.1 | Grain size < 0.0121 mm, Hydrometer | % | | | | | | |
| 0.012 | HYD-12.0 | Grain size < 0.0120 mm, Hydrometer | % | | | | | | |
| 0.0119 | HYD-11.9 | Grain size < 0.0119 mm, Hydrometer | % | | | | | | |
| 0.0118 | HYD-11.8 | Grain size < 0.0118 mm, Hydrometer | % | | | | | | |
| 0.0117 | HYD-11.7 | Grain size < 0.0117 mm, Hydrometer | % | | | | | | |
| 0.0116 | HYD-11.6 | Grain size < 0.0116 mm, Hydrometer | % | | | | | | |
| 0.0115 | HYD-11.5 | Grain size < 0.0115 mm, Hydrometer | % | | | | | | |
| 0.0112 | HYD-11.2 | Grain size < 0.0112 mm, Hydrometer | % | | | | | | |
| 0.0111 | HYD-11.1 | Grain size < 0.0111 mm, Hydrometer | % | | | | | | |
| 0.011 | HYD-11.0 | Grain size < 0.0110 mm, Hydrometer | % | | | | | | |
| 0.0097 | HYD-9.7 | Grain size < 0.0097 mm, Hydrometer | % | | | | | | |
| 0.0096 | HYD-9.6 | Grain size < 0.0096 mm, Hydrometer | % | | | | | | |
| 0.0095 | HYD-9.5 | Grain size < 0.0095 mm, Hydrometer | % | 8 | 92 | | | | |

| | | | | | | | | | |
|---|---|---|---|---|---|---|---|---|---|
| | | | | % pass through | % retained | % pass through | % retained | % pass through | % retained |
| | | | SYS_LOC_CODE | 155 | 155 | 202 | 202 | 204 | 204 |
| | | | DEPTH_INTERVAL | 0 - 2 cm | 0 - 2 cm | 0 - 2 cm | 0 - 2 cm | 0 - 2 cm | 0 - 2 cm |
| | | | SAMPLE_TYPE_CODE | N | N | N | N | N | N |
| | | | SYS_SAMPLE_CODE | S-155-20FSP20-01 | S-155-20FSP20-01 | S-202-20FSP20-01 | S-202-20FSP20-01 | S-204-20FSP20-01 | S-204-20FSP20-01 |
| 0.0188 | HYD-18.8 | Grain size < 0.0188 mm, Hydrometer | % | | | | | | |
| 0.0186 | HYD-18.6 | Grain size < 0.0186 mm, Hydrometer | % | | | | | | |
| 0.0185 | HYD-18.5 | Grain size < 0.0185 mm, Hydrometer | % | | | | | | |
| 0.0183 | HYD-18.3 | Grain size < 0.0183 mm, Hydrometer | % | | | | | | |
| 0.0181 | HYD-18.1 | Grain size < 0.0181 mm, Hydrometer | % | | | | | | |
| 0.0179 | HYD-17.9 | Grain size < 0.0179 mm, Hydrometer | % | | | | | | |
| 0.0176 | HYD-17.6 | Grain size < 0.0176 mm, Hydrometer | % | | | | | | |
| 0.0137 | HYD-13.7 | Grain size < 0.0137 mm, Hydrometer | % | | | | | | |
| 0.0136 | HYD-13.6 | Grain size < 0.0136 mm, Hydrometer | % | | | | | | |
| 0.0134 | HYD-13.4 | Grain size < 0.0134 mm, Hydrometer | % | | | | | | |
| 0.0133 | HYD-13.3 | Grain size < 0.0133 mm, Hydrometer | % | | | | | | |
| 0.0132 | HYD-13.2 | Grain size < 0.0132 mm, Hydrometer | % | | | 10 | 90 | | |
| 0.0131 | HYD-13.1 | Grain size < 0.0131 mm, Hydrometer | % | | | | | | |
| 0.013 | HYD-13.0 | Grain size < 0.0130 mm, Hydrometer | % | | | | | | |
| 0.0129 | HYD-12.9 | Grain size < 0.0129 mm, Hydrometer | % | 4 | 96 | | | | |
| 0.0128 | HYD-12.8 | Grain size < 0.0128 mm, Hydrometer | % | | | | | | |
| 0.0127 | HYD-12.7 | Grain size < 0.0127 mm, Hydrometer | % | | | | | | |
| 0.0126 | HYD-12.6 | Grain size < 0.0126 mm, Hydrometer | % | | | | | | |
| 0.0125 | HYD-12.5 | Grain size < 0.0125 mm, Hydrometer | % | | | | | | |
| 0.0124 | HYD-12.4 | Grain size < 0.0124 mm, Hydrometer | % | | | | | 38 | 62 |
| 0.0123 | HYD-12.3 | Grain size < 0.0123 mm, Hydrometer | % | | | | | | |
| 0.0122 | HYD-12.2 | Grain size < 0.0122 mm, Hydrometer | % | | | | | | |
| 0.0121 | HYD-12.1 | Grain size < 0.0121 mm, Hydrometer | % | | | | | | |
| 0.012 | HYD-12.0 | Grain size < 0.0120 mm, Hydrometer | % | | | | | | |
| 0.0119 | HYD-11.9 | Grain size < 0.0119 mm, Hydrometer | % | | | | | | |
| 0.0118 | HYD-11.8 | Grain size < 0.0118 mm, Hydrometer | % | | | | | | |
| 0.0117 | HYD-11.7 | Grain size < 0.0117 mm, Hydrometer | % | | | | | | |
| 0.0116 | HYD-11.6 | Grain size < 0.0116 mm, Hydrometer | % | | | | | | |
| 0.0115 | HYD-11.5 | Grain size < 0.0115 mm, Hydrometer | % | | | | | | |
| 0.0112 | HYD-11.2 | Grain size < 0.0112 mm, Hydrometer | % | | | | | | |
| 0.0111 | HYD-11.1 | Grain size < 0.0111 mm, Hydrometer | % | | | | | | |
| 0.011 | HYD-11.0 | Grain size < 0.0110 mm, Hydrometer | % | | | | | | |
| 0.0097 | HYD-9.7 | Grain size < 0.0097 mm, Hydrometer | % | 2 | 98 | | | | |
| 0.0096 | HYD-9.6 | Grain size < 0.0096 mm, Hydrometer | % | | | 7 | 93 | | |
| 0.0095 | HYD-9.5 | Grain size < 0.0095 mm, Hydrometer | % | | | | | | |

| | | | | | | | | | |
|---|---|---|---|---|---|---|---|---|---|
| | | | | % pass through | % retained | % pass through | % retained | % pass through | % retained |
| | | | SYS_LOC_CODE | 207 | 207 | 208 | 208 | 211 | 211 |
| | | | DEPTH_INTERVAL | 0 - 2 cm | 0 - 2 cm | 0 - 2 cm | 0 - 2 cm | 0 - 2 cm | 0 - 2 cm |
| | | | SAMPLE_TYPE_CODE | N | N | N | N | N | N |
| | | | SYS_SAMPLE_CODE | S-207-20FSP20-01 | S-207-20FSP20-01 | S-208-20FSP20-01 | S-208-20FSP20-01 | S-211-20FSP20-01 | S-211-20FSP20-01 |
| 0.0188 | HYD-18.8 | Grain size < 0.0188 mm, Hydrometer | % | | | | | | |
| 0.0186 | HYD-18.6 | Grain size < 0.0186 mm, Hydrometer | % | | | | | | |
| 0.0185 | HYD-18.5 | Grain size < 0.0185 mm, Hydrometer | % | | | | | | |
| 0.0183 | HYD-18.3 | Grain size < 0.0183 mm, Hydrometer | % | | | | | | |
| 0.0181 | HYD-18.1 | Grain size < 0.0181 mm, Hydrometer | % | | | | | | |
| 0.0179 | HYD-17.9 | Grain size < 0.0179 mm, Hydrometer | % | | | | | | |
| 0.0176 | HYD-17.6 | Grain size < 0.0176 mm, Hydrometer | % | | | | | | |
| 0.0137 | HYD-13.7 | Grain size < 0.0137 mm, Hydrometer | % | | | | | | |
| 0.0136 | HYD-13.6 | Grain size < 0.0136 mm, Hydrometer | % | | | | | | |
| 0.0134 | HYD-13.4 | Grain size < 0.0134 mm, Hydrometer | % | | | | | | |
| 0.0133 | HYD-13.3 | Grain size < 0.0133 mm, Hydrometer | % | | | | | | |
| 0.0132 | HYD-13.2 | Grain size < 0.0132 mm, Hydrometer | % | | | | | | |
| 0.0131 | HYD-13.1 | Grain size < 0.0131 mm, Hydrometer | % | | | | | | |
| 0.013 | HYD-13.0 | Grain size < 0.0130 mm, Hydrometer | % | | | | | | |
| 0.0129 | HYD-12.9 | Grain size < 0.0129 mm, Hydrometer | % | | | | | | |
| 0.0128 | HYD-12.8 | Grain size < 0.0128 mm, Hydrometer | % | | | | | | |
| 0.0127 | HYD-12.7 | Grain size < 0.0127 mm, Hydrometer | % | 18 | 82 | | | | |
| 0.0126 | HYD-12.6 | Grain size < 0.0126 mm, Hydrometer | % | | | | | | |
| 0.0125 | HYD-12.5 | Grain size < 0.0125 mm, Hydrometer | % | | | | | 36 | 64 |
| 0.0124 | HYD-12.4 | Grain size < 0.0124 mm, Hydrometer | % | | | | | | |
| 0.0123 | HYD-12.3 | Grain size < 0.0123 mm, Hydrometer | % | | | 9 | 91 | | |
| 0.0122 | HYD-12.2 | Grain size < 0.0122 mm, Hydrometer | % | | | | | | |
| 0.0121 | HYD-12.1 | Grain size < 0.0121 mm, Hydrometer | % | | | | | | |
| 0.012 | HYD-12.0 | Grain size < 0.0120 mm, Hydrometer | % | | | | | | |
| 0.0119 | HYD-11.9 | Grain size < 0.0119 mm, Hydrometer | % | | | | | | |
| 0.0118 | HYD-11.8 | Grain size < 0.0118 mm, Hydrometer | % | | | | | | |
| 0.0117 | HYD-11.7 | Grain size < 0.0117 mm, Hydrometer | % | | | | | | |
| 0.0116 | HYD-11.6 | Grain size < 0.0116 mm, Hydrometer | % | | | | | | |
| 0.0115 | HYD-11.5 | Grain size < 0.0115 mm, Hydrometer | % | | | | | | |
| 0.0112 | HYD-11.2 | Grain size < 0.0112 mm, Hydrometer | % | | | | | | |
| 0.0111 | HYD-11.1 | Grain size < 0.0111 mm, Hydrometer | % | | | | | | |
| 0.011 | HYD-11.0 | Grain size < 0.0110 mm, Hydrometer | % | | | | | | |
| 0.0097 | HYD-9.7 | Grain size < 0.0097 mm, Hydrometer | % | | | | | | |
| 0.0096 | HYD-9.6 | Grain size < 0.0096 mm, Hydrometer | % | | | 7 | 93 | | |
| 0.0095 | HYD-9.5 | Grain size < 0.0095 mm, Hydrometer | % | | | | | | |

| | | | | | | | | | |
|---|---|---|---|---|---|---|---|---|---|
| | | | | % pass through | % retained | % pass through | % retained | % pass through | % retained |
| | | | SYS_LOC_CODE | 212 | 212 | 216 | 216 | 217 | 217 |
| | | | DEPTH_INTERVAL | 0 - 2 cm | 0 - 2 cm | 0 - 2 cm | 0 - 2 cm | 0 - 2 cm | 0 - 2 cm |
| | | | SAMPLE_TYPE_CODE | N | N | N | N | N | N |
| | | | SYS_SAMPLE_CODE | S-212-20FSP20-01 | S-212-20FSP20-01 | S-216-20FSP20-01 | S-216-20FSP20-01 | S-217-20FSP20-01 | S-217-20FSP20-01 |
| 0.0188 | HYD-18.8 | Grain size < 0.0188 mm, Hydrometer | % | | | | | | |
| 0.0186 | HYD-18.6 | Grain size < 0.0186 mm, Hydrometer | % | | | | | | |
| 0.0185 | HYD-18.5 | Grain size < 0.0185 mm, Hydrometer | % | | | | | | |
| 0.0183 | HYD-18.3 | Grain size < 0.0183 mm, Hydrometer | % | | | | | | |
| 0.0181 | HYD-18.1 | Grain size < 0.0181 mm, Hydrometer | % | | | | | | |
| 0.0179 | HYD-17.9 | Grain size < 0.0179 mm, Hydrometer | % | | | | | | |
| 0.0176 | HYD-17.6 | Grain size < 0.0176 mm, Hydrometer | % | 62 | 38 | | | | |
| 0.0137 | HYD-13.7 | Grain size < 0.0137 mm, Hydrometer | % | | | | | | |
| 0.0136 | HYD-13.6 | Grain size < 0.0136 mm, Hydrometer | % | | | | | | |
| 0.0134 | HYD-13.4 | Grain size < 0.0134 mm, Hydrometer | % | | | | | | |
| 0.0133 | HYD-13.3 | Grain size < 0.0133 mm, Hydrometer | % | | | | | | |
| 0.0132 | HYD-13.2 | Grain size < 0.0132 mm, Hydrometer | % | | | | | | |
| 0.0131 | HYD-13.1 | Grain size < 0.0131 mm, Hydrometer | % | | | | | | |
| 0.013 | HYD-13.0 | Grain size < 0.0130 mm, Hydrometer | % | | | | | | |
| 0.0129 | HYD-12.9 | Grain size < 0.0129 mm, Hydrometer | % | | | | | | |
| 0.0128 | HYD-12.8 | Grain size < 0.0128 mm, Hydrometer | % | | | | | | |
| 0.0127 | HYD-12.7 | Grain size < 0.0127 mm, Hydrometer | % | | | | | | |
| 0.0126 | HYD-12.6 | Grain size < 0.0126 mm, Hydrometer | % | | | | | | |
| 0.0125 | HYD-12.5 | Grain size < 0.0125 mm, Hydrometer | % | | | | | | |
| 0.0124 | HYD-12.4 | Grain size < 0.0124 mm, Hydrometer | % | | | | | | |
| 0.0123 | HYD-12.3 | Grain size < 0.0123 mm, Hydrometer | % | | | 46 | 54 | | |
| 0.0122 | HYD-12.2 | Grain size < 0.0122 mm, Hydrometer | % | | | | | 64 | 36 |
| 0.0121 | HYD-12.1 | Grain size < 0.0121 mm, Hydrometer | % | | | | | | |
| 0.012 | HYD-12.0 | Grain size < 0.0120 mm, Hydrometer | % | 52 | 48 | | | | |
| 0.0119 | HYD-11.9 | Grain size < 0.0119 mm, Hydrometer | % | | | | | | |
| 0.0118 | HYD-11.8 | Grain size < 0.0118 mm, Hydrometer | % | | | | | | |
| 0.0117 | HYD-11.7 | Grain size < 0.0117 mm, Hydrometer | % | | | | | | |
| 0.0116 | HYD-11.6 | Grain size < 0.0116 mm, Hydrometer | % | | | | | | |
| 0.0115 | HYD-11.5 | Grain size < 0.0115 mm, Hydrometer | % | | | | | | |
| 0.0112 | HYD-11.2 | Grain size < 0.0112 mm, Hydrometer | % | | | | | | |
| 0.0111 | HYD-11.1 | Grain size < 0.0111 mm, Hydrometer | % | | | | | | |
| 0.011 | HYD-11.0 | Grain size < 0.0110 mm, Hydrometer | % | | | | | | |
| 0.0097 | HYD-9.7 | Grain size < 0.0097 mm, Hydrometer | % | | | | | | |
| 0.0096 | HYD-9.6 | Grain size < 0.0096 mm, Hydrometer | % | | | | | | |
| 0.0095 | HYD-9.5 | Grain size < 0.0095 mm, Hydrometer | % | | | | | | |

| | | | | | | | | | |
|---|---|---|---|---|---|---|---|---|---|
| | | | | % pass through | % retained | % pass through | % retained | % pass through | % retained |
| | | | SYS_LOC_CODE | 218 | 218 | 220 | 220 | 221 | 221 |
| | | | DEPTH_INTERVAL | 0 - 2 cm | 0 - 2 cm | 0 - 2 cm | 0 - 2 cm | 0 - 2 cm | 0 - 2 cm |
| | | | SAMPLE_TYPE_CODE | N | N | N | N | N | N |
| | | | SYS_SAMPLE_CODE | S-218-20FSP20-01 | S-218-20FSP20-01 | S-220-20FSP20-01 | S-220-20FSP20-01 | S-221-20FSP20-01 | S-221-20FSP20-01 |
| 0.0188 | HYD-18.8 | Grain size < 0.0188 mm, Hydrometer | % | | | | | | |
| 0.0186 | HYD-18.6 | Grain size < 0.0186 mm, Hydrometer | % | | | | | | |
| 0.0185 | HYD-18.5 | Grain size < 0.0185 mm, Hydrometer | % | | | | | | |
| 0.0183 | HYD-18.3 | Grain size < 0.0183 mm, Hydrometer | % | | | | | | |
| 0.0181 | HYD-18.1 | Grain size < 0.0181 mm, Hydrometer | % | | | | | | |
| 0.0179 | HYD-17.9 | Grain size < 0.0179 mm, Hydrometer | % | | | | | | |
| 0.0176 | HYD-17.6 | Grain size < 0.0176 mm, Hydrometer | % | | | | | | |
| 0.0137 | HYD-13.7 | Grain size < 0.0137 mm, Hydrometer | % | | | | | | |
| 0.0136 | HYD-13.6 | Grain size < 0.0136 mm, Hydrometer | % | | | | | | |
| 0.0134 | HYD-13.4 | Grain size < 0.0134 mm, Hydrometer | % | | | | | | |
| 0.0133 | HYD-13.3 | Grain size < 0.0133 mm, Hydrometer | % | | | | | | |
| 0.0132 | HYD-13.2 | Grain size < 0.0132 mm, Hydrometer | % | | | | | | |
| 0.0131 | HYD-13.1 | Grain size < 0.0131 mm, Hydrometer | % | | | | | | |
| 0.013 | HYD-13.0 | Grain size < 0.0130 mm, Hydrometer | % | | | | | | |
| 0.0129 | HYD-12.9 | Grain size < 0.0129 mm, Hydrometer | % | | | | | | |
| 0.0128 | HYD-12.8 | Grain size < 0.0128 mm, Hydrometer | % | | | | | | |
| 0.0127 | HYD-12.7 | Grain size < 0.0127 mm, Hydrometer | % | | | | | | |
| 0.0126 | HYD-12.6 | Grain size < 0.0126 mm, Hydrometer | % | | | | | | |
| 0.0125 | HYD-12.5 | Grain size < 0.0125 mm, Hydrometer | % | | | | | 25 | 75 |
| 0.0124 | HYD-12.4 | Grain size < 0.0124 mm, Hydrometer | % | | | | | | |
| 0.0123 | HYD-12.3 | Grain size < 0.0123 mm, Hydrometer | % | | | | | | |
| 0.0122 | HYD-12.2 | Grain size < 0.0122 mm, Hydrometer | % | | | | | | |
| 0.0121 | HYD-12.1 | Grain size < 0.0121 mm, Hydrometer | % | | | | | | |
| 0.012 | HYD-12.0 | Grain size < 0.0120 mm, Hydrometer | % | | | | | | |
| 0.0119 | HYD-11.9 | Grain size < 0.0119 mm, Hydrometer | % | | | | | | |
| 0.0118 | HYD-11.8 | Grain size < 0.0118 mm, Hydrometer | % | | | | | | |
| 0.0117 | HYD-11.7 | Grain size < 0.0117 mm, Hydrometer | % | | | | | | |
| 0.0116 | HYD-11.6 | Grain size < 0.0116 mm, Hydrometer | % | | | 45 | 55 | | |
| 0.0115 | HYD-11.5 | Grain size < 0.0115 mm, Hydrometer | % | | | | | | |
| 0.0112 | HYD-11.2 | Grain size < 0.0112 mm, Hydrometer | % | | | | | | |
| 0.0111 | HYD-11.1 | Grain size < 0.0111 mm, Hydrometer | % | | | | | | |
| 0.011 | HYD-11.0 | Grain size < 0.0110 mm, Hydrometer | % | | | | | | |
| 0.0097 | HYD-9.7 | Grain size < 0.0097 mm, Hydrometer | % | | | | | | |
| 0.0096 | HYD-9.6 | Grain size < 0.0096 mm, Hydrometer | % | | | | | | |
| 0.0095 | HYD-9.5 | Grain size < 0.0095 mm, Hydrometer | % | | | | | | |

| | | | | % pass through | % retained | % pass through | % retained | % pass through | % retained |
|---|---|---|---|---|---|---|---|---|---|
| | | | SYS_LOC_CODE | 222 | 222 | 224 | 224 | 225 | 225 |
| | | | DEPTH_INTERVAL | 0 - 2 cm | 0 - 2 cm | 0 - 2 cm | 0 - 2 cm | 0 - 2 cm | 0 - 2 cm |
| | | | SAMPLE_TYPE_CODE | N | N | N | N | N | N |
| | | | SYS_SAMPLE_CODE | S-222-20FSP20-01 | S-222-20FSP20-01 | S-224-20FSP20-01 | S-224-20FSP20-01 | S-225-20FSP20-01 | S-225-20FSP20-01 |
| 0.0188 | HYD-18.8 | Grain size < 0.0188 mm, Hydrometer | % | | | | | | |
| 0.0186 | HYD-18.6 | Grain size < 0.0186 mm, Hydrometer | % | | | | | | |
| 0.0185 | HYD-18.5 | Grain size < 0.0185 mm, Hydrometer | % | | | | | | |
| 0.0183 | HYD-18.3 | Grain size < 0.0183 mm, Hydrometer | % | | | | | | |
| 0.0181 | HYD-18.1 | Grain size < 0.0181 mm, Hydrometer | % | | | | | | |
| 0.0179 | HYD-17.9 | Grain size < 0.0179 mm, Hydrometer | % | | | 65 | 35 | | |
| 0.0176 | HYD-17.6 | Grain size < 0.0176 mm, Hydrometer | % | | | | | | |
| 0.0137 | HYD-13.7 | Grain size < 0.0137 mm, Hydrometer | % | | | | | | |
| 0.0136 | HYD-13.6 | Grain size < 0.0136 mm, Hydrometer | % | | | | | | |
| 0.0134 | HYD-13.4 | Grain size < 0.0134 mm, Hydrometer | % | | | | | | |
| 0.0133 | HYD-13.3 | Grain size < 0.0133 mm, Hydrometer | % | | | | | | |
| 0.0132 | HYD-13.2 | Grain size < 0.0132 mm, Hydrometer | % | | | | | | |
| 0.0131 | HYD-13.1 | Grain size < 0.0131 mm, Hydrometer | % | | | | | | |
| 0.013 | HYD-13.0 | Grain size < 0.0130 mm, Hydrometer | % | | | | | | |
| 0.0129 | HYD-12.9 | Grain size < 0.0129 mm, Hydrometer | % | | | | | | |
| 0.0128 | HYD-12.8 | Grain size < 0.0128 mm, Hydrometer | % | | | | | | |
| 0.0127 | HYD-12.7 | Grain size < 0.0127 mm, Hydrometer | % | | | | | | |
| 0.0126 | HYD-12.6 | Grain size < 0.0126 mm, Hydrometer | % | | | | | | |
| 0.0125 | HYD-12.5 | Grain size < 0.0125 mm, Hydrometer | % | | | | | | |
| 0.0124 | HYD-12.4 | Grain size < 0.0124 mm, Hydrometer | % | | | | | | |
| 0.0123 | HYD-12.3 | Grain size < 0.0123 mm, Hydrometer | % | | | | | | |
| 0.0122 | HYD-12.2 | Grain size < 0.0122 mm, Hydrometer | % | 55 | 45 | 40 | 60 | | |
| 0.0121 | HYD-12.1 | Grain size < 0.0121 mm, Hydrometer | % | | | | | | |
| 0.012 | HYD-12.0 | Grain size < 0.0120 mm, Hydrometer | % | | | | | | |
| 0.0119 | HYD-11.9 | Grain size < 0.0119 mm, Hydrometer | % | | | | | | |
| 0.0118 | HYD-11.8 | Grain size < 0.0118 mm, Hydrometer | % | | | | | | |
| 0.0117 | HYD-11.7 | Grain size < 0.0117 mm, Hydrometer | % | | | | | | |
| 0.0116 | HYD-11.6 | Grain size < 0.0116 mm, Hydrometer | % | | | | | | |
| 0.0115 | HYD-11.5 | Grain size < 0.0115 mm, Hydrometer | % | | | | | 35 | 65 |
| 0.0112 | HYD-11.2 | Grain size < 0.0112 mm, Hydrometer | % | | | | | | |
| 0.0111 | HYD-11.1 | Grain size < 0.0111 mm, Hydrometer | % | | | | | | |
| 0.011 | HYD-11.0 | Grain size < 0.0110 mm, Hydrometer | % | | | | | | |
| 0.0097 | HYD-9.7 | Grain size < 0.0097 mm, Hydrometer | % | | | | | | |
| 0.0096 | HYD-9.6 | Grain size < 0.0096 mm, Hydrometer | % | | | | | | |
| 0.0095 | HYD-9.5 | Grain size < 0.0095 mm, Hydrometer | % | | | | | | |

| | | | | | | | | | |
|---|---|---|---|---|---|---|---|---|---|
| | | | | % pass through | % retained | % pass through | % retained | % pass through | % retained |
| | | | SYS_LOC_CODE | 226 | 226 | 227 | 227 | 230 | 230 |
| | | | DEPTH_INTERVAL | 0 - 2 cm | 0 - 2 cm | 0 - 2 cm | 0 - 2 cm | 0 - 2 cm | 0 - 2 cm |
| | | | SAMPLE_TYPE_CODE | N | N | N | N | N | N |
| | | | SYS_SAMPLE_CODE | S-226-20FSP20-01 | S-226-20FSP20-01 | S-227-20FSP20-01 | S-227-20FSP20-01 | S-230-20FSP20-01 | S-230-20FSP20-01 |
| 0.0188 | HYD-18.8 | Grain size < 0.0188 mm, Hydrometer | % | | | | | | |
| 0.0186 | HYD-18.6 | Grain size < 0.0186 mm, Hydrometer | % | | | | | | |
| 0.0185 | HYD-18.5 | Grain size < 0.0185 mm, Hydrometer | % | | | | | | |
| 0.0183 | HYD-18.3 | Grain size < 0.0183 mm, Hydrometer | % | | | | | | |
| 0.0181 | HYD-18.1 | Grain size < 0.0181 mm, Hydrometer | % | | | | | | |
| 0.0179 | HYD-17.9 | Grain size < 0.0179 mm, Hydrometer | % | | | | | | |
| 0.0176 | HYD-17.6 | Grain size < 0.0176 mm, Hydrometer | % | | | | | | |
| 0.0137 | HYD-13.7 | Grain size < 0.0137 mm, Hydrometer | % | | | | | | |
| 0.0136 | HYD-13.6 | Grain size < 0.0136 mm, Hydrometer | % | | | | | | |
| 0.0134 | HYD-13.4 | Grain size < 0.0134 mm, Hydrometer | % | | | | | | |
| 0.0133 | HYD-13.3 | Grain size < 0.0133 mm, Hydrometer | % | | | | | | |
| 0.0132 | HYD-13.2 | Grain size < 0.0132 mm, Hydrometer | % | | | | | | |
| 0.0131 | HYD-13.1 | Grain size < 0.0131 mm, Hydrometer | % | | | | | | |
| 0.013 | HYD-13.0 | Grain size < 0.0130 mm, Hydrometer | % | | | | | | |
| 0.0129 | HYD-12.9 | Grain size < 0.0129 mm, Hydrometer | % | | | | | | |
| 0.0128 | HYD-12.8 | Grain size < 0.0128 mm, Hydrometer | % | | | | | | |
| 0.0127 | HYD-12.7 | Grain size < 0.0127 mm, Hydrometer | % | | | | | | |
| 0.0126 | HYD-12.6 | Grain size < 0.0126 mm, Hydrometer | % | | | 19 | 81 | | |
| 0.0125 | HYD-12.5 | Grain size < 0.0125 mm, Hydrometer | % | | | | | 28 | 72 |
| 0.0124 | HYD-12.4 | Grain size < 0.0124 mm, Hydrometer | % | | | | | | |
| 0.0123 | HYD-12.3 | Grain size < 0.0123 mm, Hydrometer | % | | | | | | |
| 0.0122 | HYD-12.2 | Grain size < 0.0122 mm, Hydrometer | % | | | | | | |
| 0.0121 | HYD-12.1 | Grain size < 0.0121 mm, Hydrometer | % | | | | | | |
| 0.012 | HYD-12.0 | Grain size < 0.0120 mm, Hydrometer | % | | | | | | |
| 0.0119 | HYD-11.9 | Grain size < 0.0119 mm, Hydrometer | % | 67 | 33 | | | | |
| 0.0118 | HYD-11.8 | Grain size < 0.0118 mm, Hydrometer | % | | | | | | |
| 0.0117 | HYD-11.7 | Grain size < 0.0117 mm, Hydrometer | % | | | | | | |
| 0.0116 | HYD-11.6 | Grain size < 0.0116 mm, Hydrometer | % | | | | | | |
| 0.0115 | HYD-11.5 | Grain size < 0.0115 mm, Hydrometer | % | | | | | | |
| 0.0112 | HYD-11.2 | Grain size < 0.0112 mm, Hydrometer | % | | | | | | |
| 0.0111 | HYD-11.1 | Grain size < 0.0111 mm, Hydrometer | % | | | | | | |
| 0.011 | HYD-11.0 | Grain size < 0.0110 mm, Hydrometer | % | | | | | | |
| 0.0097 | HYD-9.7 | Grain size < 0.0097 mm, Hydrometer | % | | | | | | |
| 0.0096 | HYD-9.6 | Grain size < 0.0096 mm, Hydrometer | % | | | | | | |
| 0.0095 | HYD-9.5 | Grain size < 0.0095 mm, Hydrometer | % | | | | | | |

| | | | | % pass through | % retained | % pass through | % retained | % pass through | % retained |
|---|---|---|---|---|---|---|---|---|---|
| | | | SYS_LOC_CODE | 231 | 231 | 235 | 235 | 236 | 236 |
| | | | DEPTH_INTERVAL | 0 - 2 cm | 0 - 2 cm | 0 - 2 cm | 0 - 2 cm | 0 - 2 cm | 0 - 2 cm |
| | | | SAMPLE_TYPE_CODE | N | N | N | N | N | N |
| | | | SYS_SAMPLE_CODE | S-231-20FSP20-01 | S-231-20FSP20-01 | S-235-20FSP20-01 | S-235-20FSP20-01 | S-236-20FSP20-01 | S-236-20FSP20-01 |
| 0.0188 | HYD-18.8 | Grain size < 0.0188 mm, Hydrometer | % | | | | | | |
| 0.0186 | HYD-18.6 | Grain size < 0.0186 mm, Hydrometer | % | | | | | | |
| 0.0185 | HYD-18.5 | Grain size < 0.0185 mm, Hydrometer | % | | | | | | |
| 0.0183 | HYD-18.3 | Grain size < 0.0183 mm, Hydrometer | % | | | | | | |
| 0.0181 | HYD-18.1 | Grain size < 0.0181 mm, Hydrometer | % | | | | | | |
| 0.0179 | HYD-17.9 | Grain size < 0.0179 mm, Hydrometer | % | | | | | | |
| 0.0176 | HYD-17.6 | Grain size < 0.0176 mm, Hydrometer | % | | | | | | |
| 0.0137 | HYD-13.7 | Grain size < 0.0137 mm, Hydrometer | % | | | | | | |
| 0.0136 | HYD-13.6 | Grain size < 0.0136 mm, Hydrometer | % | | | | | | |
| 0.0134 | HYD-13.4 | Grain size < 0.0134 mm, Hydrometer | % | | | | | | |
| 0.0133 | HYD-13.3 | Grain size < 0.0133 mm, Hydrometer | % | | | | | | |
| 0.0132 | HYD-13.2 | Grain size < 0.0132 mm, Hydrometer | % | | | | | | |
| 0.0131 | HYD-13.1 | Grain size < 0.0131 mm, Hydrometer | % | | | | | | |
| 0.013 | HYD-13.0 | Grain size < 0.0130 mm, Hydrometer | % | | | | | | |
| 0.0129 | HYD-12.9 | Grain size < 0.0129 mm, Hydrometer | % | | | | | | |
| 0.0128 | HYD-12.8 | Grain size < 0.0128 mm, Hydrometer | % | | | | | | |
| 0.0127 | HYD-12.7 | Grain size < 0.0127 mm, Hydrometer | % | | | | | | |
| 0.0126 | HYD-12.6 | Grain size < 0.0126 mm, Hydrometer | % | | | | | | |
| 0.0125 | HYD-12.5 | Grain size < 0.0125 mm, Hydrometer | % | | | | | | |
| 0.0124 | HYD-12.4 | Grain size < 0.0124 mm, Hydrometer | % | | | 52 | 48 | | |
| 0.0123 | HYD-12.3 | Grain size < 0.0123 mm, Hydrometer | % | 63 | 37 | | | | |
| 0.0122 | HYD-12.2 | Grain size < 0.0122 mm, Hydrometer | % | | | | | | |
| 0.0121 | HYD-12.1 | Grain size < 0.0121 mm, Hydrometer | % | | | | | 24 | 76 |
| 0.012 | HYD-12.0 | Grain size < 0.0120 mm, Hydrometer | % | | | | | | |
| 0.0119 | HYD-11.9 | Grain size < 0.0119 mm, Hydrometer | % | | | | | | |
| 0.0118 | HYD-11.8 | Grain size < 0.0118 mm, Hydrometer | % | | | | | | |
| 0.0117 | HYD-11.7 | Grain size < 0.0117 mm, Hydrometer | % | | | | | | |
| 0.0116 | HYD-11.6 | Grain size < 0.0116 mm, Hydrometer | % | | | | | | |
| 0.0115 | HYD-11.5 | Grain size < 0.0115 mm, Hydrometer | % | | | | | | |
| 0.0112 | HYD-11.2 | Grain size < 0.0112 mm, Hydrometer | % | | | | | | |
| 0.0111 | HYD-11.1 | Grain size < 0.0111 mm, Hydrometer | % | | | | | | |
| 0.011 | HYD-11.0 | Grain size < 0.0110 mm, Hydrometer | % | | | | | | |
| 0.0097 | HYD-9.7 | Grain size < 0.0097 mm, Hydrometer | % | | | | | | |
| 0.0096 | HYD-9.6 | Grain size < 0.0096 mm, Hydrometer | % | | | | | | |
| 0.0095 | HYD-9.5 | Grain size < 0.0095 mm, Hydrometer | % | | | | | | |

| | | | | | | | | | |
|---|---|---|---|---|---|---|---|---|---|
| | | | | % pass through | % retained | % pass through | % retained | % pass through | % retained |
| | | | SYS_LOC_CODE | 237 | 237 | 237 | 237 | 240 | 240 |
| | | | DEPTH_INTERVAL | 0 - 2 cm | 0 - 2 cm | 0 - 2 cm | 0 - 2 cm | 0 - 2 cm | 0 - 2 cm |
| | | | SAMPLE_TYPE_CODE | N | N | FD | FD | N | N |
| | | | SYS_SAMPLE_CODE | S-237-20FSP20-01 | S-237-20FSP20-01 | S-237-20FSP20-01-REP | S-237-20FSP20-01-REP | S-240-20FSP20-01 | S-240-20FSP20-01 |
| 0.0188 | HYD-18.8 | Grain size < 0.0188 mm, Hydrometer | % | | | | | | |
| 0.0186 | HYD-18.6 | Grain size < 0.0186 mm, Hydrometer | % | | | | | | |
| 0.0185 | HYD-18.5 | Grain size < 0.0185 mm, Hydrometer | % | | | 20 | 80 | | |
| 0.0183 | HYD-18.3 | Grain size < 0.0183 mm, Hydrometer | % | | | | | | |
| 0.0181 | HYD-18.1 | Grain size < 0.0181 mm, Hydrometer | % | | | | | | |
| 0.0179 | HYD-17.9 | Grain size < 0.0179 mm, Hydrometer | % | | | | | | |
| 0.0176 | HYD-17.6 | Grain size < 0.0176 mm, Hydrometer | % | | | | | | |
| 0.0137 | HYD-13.7 | Grain size < 0.0137 mm, Hydrometer | % | | | | | | |
| 0.0136 | HYD-13.6 | Grain size < 0.0136 mm, Hydrometer | % | | | | | | |
| 0.0134 | HYD-13.4 | Grain size < 0.0134 mm, Hydrometer | % | | | | | | |
| 0.0133 | HYD-13.3 | Grain size < 0.0133 mm, Hydrometer | % | | | | | | |
| 0.0132 | HYD-13.2 | Grain size < 0.0132 mm, Hydrometer | % | | | | | | |
| 0.0131 | HYD-13.1 | Grain size < 0.0131 mm, Hydrometer | % | | | 18 | 82 | | |
| 0.013 | HYD-13.0 | Grain size < 0.0130 mm, Hydrometer | % | 17 | 83 | | | | |
| 0.0129 | HYD-12.9 | Grain size < 0.0129 mm, Hydrometer | % | | | | | | |
| 0.0128 | HYD-12.8 | Grain size < 0.0128 mm, Hydrometer | % | | | | | | |
| 0.0127 | HYD-12.7 | Grain size < 0.0127 mm, Hydrometer | % | | | | | | |
| 0.0126 | HYD-12.6 | Grain size < 0.0126 mm, Hydrometer | % | | | | | | |
| 0.0125 | HYD-12.5 | Grain size < 0.0125 mm, Hydrometer | % | | | | | | |
| 0.0124 | HYD-12.4 | Grain size < 0.0124 mm, Hydrometer | % | | | | | | |
| 0.0123 | HYD-12.3 | Grain size < 0.0123 mm, Hydrometer | % | | | | | | |
| 0.0122 | HYD-12.2 | Grain size < 0.0122 mm, Hydrometer | % | | | | | | |
| 0.0121 | HYD-12.1 | Grain size < 0.0121 mm, Hydrometer | % | | | | | | |
| 0.012 | HYD-12.0 | Grain size < 0.0120 mm, Hydrometer | % | | | | | | |
| 0.0119 | HYD-11.9 | Grain size < 0.0119 mm, Hydrometer | % | | | | | | |
| 0.0118 | HYD-11.8 | Grain size < 0.0118 mm, Hydrometer | % | | | | | | |
| 0.0117 | HYD-11.7 | Grain size < 0.0117 mm, Hydrometer | % | | | | | | |
| 0.0116 | HYD-11.6 | Grain size < 0.0116 mm, Hydrometer | % | | | | | | |
| 0.0115 | HYD-11.5 | Grain size < 0.0115 mm, Hydrometer | % | | | | | | |
| 0.0112 | HYD-11.2 | Grain size < 0.0112 mm, Hydrometer | % | | | | | | |
| 0.0111 | HYD-11.1 | Grain size < 0.0111 mm, Hydrometer | % | | | | | 54 | 46 |
| 0.011 | HYD-11.0 | Grain size < 0.0110 mm, Hydrometer | % | | | | | | |
| 0.0097 | HYD-9.7 | Grain size < 0.0097 mm, Hydrometer | % | | | | | | |
| 0.0096 | HYD-9.6 | Grain size < 0.0096 mm, Hydrometer | % | | | | | | |
| 0.0095 | HYD-9.5 | Grain size < 0.0095 mm, Hydrometer | % | | | | | | |

| | | | | | | | | | |
|---|---|---|---|---|---|---|---|---|---|
| | | | | % pass through | % retained | % pass through | % retained | % pass through | % retained |
| | | | SYS_LOC_CODE | 241 | 241 | 242 | 242 | 245 | 245 |
| | | | DEPTH_INTERVAL | 0 - 2 cm | 0 - 2 cm | 0 - 2 cm | 0 - 2 cm | 0 - 2 cm | 0 - 2 cm |
| | | | SAMPLE_TYPE_CODE | N | N | N | N | N | N |
| | | | SYS_SAMPLE_CODE | S-241-20FSP20-01 | S-241-20FSP20-01 | S-242-20FSP20-01 | S-242-20FSP20-01 | S-245-20FSP20-01 | S-245-20FSP20-01 |
| 0.0188 | HYD-18.8 | Grain size < 0.0188 mm, Hydrometer | % | 17 | 83 | | | | |
| 0.0186 | HYD-18.6 | Grain size < 0.0186 mm, Hydrometer | % | | | | | | |
| 0.0185 | HYD-18.5 | Grain size < 0.0185 mm, Hydrometer | % | | | | | | |
| 0.0183 | HYD-18.3 | Grain size < 0.0183 mm, Hydrometer | % | | | | | | |
| 0.0181 | HYD-18.1 | Grain size < 0.0181 mm, Hydrometer | % | | | | | | |
| 0.0179 | HYD-17.9 | Grain size < 0.0179 mm, Hydrometer | % | | | | | | |
| 0.0176 | HYD-17.6 | Grain size < 0.0176 mm, Hydrometer | % | | | | | | |
| 0.0137 | HYD-13.7 | Grain size < 0.0137 mm, Hydrometer | % | | | | | | |
| 0.0136 | HYD-13.6 | Grain size < 0.0136 mm, Hydrometer | % | | | | | | |
| 0.0134 | HYD-13.4 | Grain size < 0.0134 mm, Hydrometer | % | | | | | | |
| 0.0133 | HYD-13.3 | Grain size < 0.0133 mm, Hydrometer | % | | | | | | |
| 0.0132 | HYD-13.2 | Grain size < 0.0132 mm, Hydrometer | % | | | | | | |
| 0.0131 | HYD-13.1 | Grain size < 0.0131 mm, Hydrometer | % | | | | | | |
| 0.013 | HYD-13.0 | Grain size < 0.0130 mm, Hydrometer | % | | | | | | |
| 0.0129 | HYD-12.9 | Grain size < 0.0129 mm, Hydrometer | % | | | | | | |
| 0.0128 | HYD-12.8 | Grain size < 0.0128 mm, Hydrometer | % | | | | | | |
| 0.0127 | HYD-12.7 | Grain size < 0.0127 mm, Hydrometer | % | | | | | 17 | 83 |
| 0.0126 | HYD-12.6 | Grain size < 0.0126 mm, Hydrometer | % | | | | | | |
| 0.0125 | HYD-12.5 | Grain size < 0.0125 mm, Hydrometer | % | | | 21 | 79 | | |
| 0.0124 | HYD-12.4 | Grain size < 0.0124 mm, Hydrometer | % | | | | | | |
| 0.0123 | HYD-12.3 | Grain size < 0.0123 mm, Hydrometer | % | | | | | | |
| 0.0122 | HYD-12.2 | Grain size < 0.0122 mm, Hydrometer | % | 13 | 87 | | | | |
| 0.0121 | HYD-12.1 | Grain size < 0.0121 mm, Hydrometer | % | | | | | | |
| 0.012 | HYD-12.0 | Grain size < 0.0120 mm, Hydrometer | % | | | | | | |
| 0.0119 | HYD-11.9 | Grain size < 0.0119 mm, Hydrometer | % | | | | | | |
| 0.0118 | HYD-11.8 | Grain size < 0.0118 mm, Hydrometer | % | | | | | | |
| 0.0117 | HYD-11.7 | Grain size < 0.0117 mm, Hydrometer | % | | | | | | |
| 0.0116 | HYD-11.6 | Grain size < 0.0116 mm, Hydrometer | % | | | | | | |
| 0.0115 | HYD-11.5 | Grain size < 0.0115 mm, Hydrometer | % | | | | | | |
| 0.0112 | HYD-11.2 | Grain size < 0.0112 mm, Hydrometer | % | | | | | | |
| 0.0111 | HYD-11.1 | Grain size < 0.0111 mm, Hydrometer | % | | | | | | |
| 0.011 | HYD-11.0 | Grain size < 0.0110 mm, Hydrometer | % | | | | | | |
| 0.0097 | HYD-9.7 | Grain size < 0.0097 mm, Hydrometer | % | | | | | | |
| 0.0096 | HYD-9.6 | Grain size < 0.0096 mm, Hydrometer | % | | | | | | |
| 0.0095 | HYD-9.5 | Grain size < 0.0095 mm, Hydrometer | % | | | | | | |

| | | | | | | | | | |
|---|---|---|---|---|---|---|---|---|---|
| | | | | % pass through | % retained | % pass through | % retained | % pass through | % retained |
| | | | SYS_LOC_CODE | 247 | 247 | 249 | 249 | 250 | 250 |
| | | | DEPTH_INTERVAL | 0 - 2 cm | 0 - 2 cm | 0 - 2 cm | 0 - 2 cm | 0 - 2 cm | 0 - 2 cm |
| | | | SAMPLE_TYPE_CODE | N | N | N | N | N | N |
| | | | SYS_SAMPLE_CODE | S-247-20FSP20-01 | S-247-20FSP20-01 | S-249-20FSP20-01 | S-249-20FSP20-01 | S-250-20FSP20-01 | S-250-20FSP20-01 |
| 0.0188 | HYD-18.8 | Grain size < 0.0188 mm, Hydrometer | % | | | | | | |
| 0.0186 | HYD-18.6 | Grain size < 0.0186 mm, Hydrometer | % | | | | | | |
| 0.0185 | HYD-18.5 | Grain size < 0.0185 mm, Hydrometer | % | | | | | | |
| 0.0183 | HYD-18.3 | Grain size < 0.0183 mm, Hydrometer | % | | | | | | |
| 0.0181 | HYD-18.1 | Grain size < 0.0181 mm, Hydrometer | % | | | | | | |
| 0.0179 | HYD-17.9 | Grain size < 0.0179 mm, Hydrometer | % | | | | | | |
| 0.0176 | HYD-17.6 | Grain size < 0.0176 mm, Hydrometer | % | | | | | | |
| 0.0137 | HYD-13.7 | Grain size < 0.0137 mm, Hydrometer | % | | | | | | |
| 0.0136 | HYD-13.6 | Grain size < 0.0136 mm, Hydrometer | % | | | | | | |
| 0.0134 | HYD-13.4 | Grain size < 0.0134 mm, Hydrometer | % | | | | | | |
| 0.0133 | HYD-13.3 | Grain size < 0.0133 mm, Hydrometer | % | | | | | | |
| 0.0132 | HYD-13.2 | Grain size < 0.0132 mm, Hydrometer | % | | | | | | |
| 0.0131 | HYD-13.1 | Grain size < 0.0131 mm, Hydrometer | % | | | 24 | 76 | | |
| 0.013 | HYD-13.0 | Grain size < 0.0130 mm, Hydrometer | % | | | | | | |
| 0.0129 | HYD-12.9 | Grain size < 0.0129 mm, Hydrometer | % | | | | | | |
| 0.0128 | HYD-12.8 | Grain size < 0.0128 mm, Hydrometer | % | | | | | | |
| 0.0127 | HYD-12.7 | Grain size < 0.0127 mm, Hydrometer | % | | | | | | |
| 0.0126 | HYD-12.6 | Grain size < 0.0126 mm, Hydrometer | % | | | | | | |
| 0.0125 | HYD-12.5 | Grain size < 0.0125 mm, Hydrometer | % | | | | | 20 | 80 |
| 0.0124 | HYD-12.4 | Grain size < 0.0124 mm, Hydrometer | % | 20 | 80 | | | | |
| 0.0123 | HYD-12.3 | Grain size < 0.0123 mm, Hydrometer | % | | | | | | |
| 0.0122 | HYD-12.2 | Grain size < 0.0122 mm, Hydrometer | % | | | | | | |
| 0.0121 | HYD-12.1 | Grain size < 0.0121 mm, Hydrometer | % | | | | | | |
| 0.012 | HYD-12.0 | Grain size < 0.0120 mm, Hydrometer | % | | | | | | |
| 0.0119 | HYD-11.9 | Grain size < 0.0119 mm, Hydrometer | % | | | | | | |
| 0.0118 | HYD-11.8 | Grain size < 0.0118 mm, Hydrometer | % | | | | | | |
| 0.0117 | HYD-11.7 | Grain size < 0.0117 mm, Hydrometer | % | | | | | | |
| 0.0116 | HYD-11.6 | Grain size < 0.0116 mm, Hydrometer | % | | | | | | |
| 0.0115 | HYD-11.5 | Grain size < 0.0115 mm, Hydrometer | % | | | | | | |
| 0.0112 | HYD-11.2 | Grain size < 0.0112 mm, Hydrometer | % | | | | | | |
| 0.0111 | HYD-11.1 | Grain size < 0.0111 mm, Hydrometer | % | | | | | | |
| 0.011 | HYD-11.0 | Grain size < 0.0110 mm, Hydrometer | % | | | | | | |
| 0.0097 | HYD-9.7 | Grain size < 0.0097 mm, Hydrometer | % | | | | | | |
| 0.0096 | HYD-9.6 | Grain size < 0.0096 mm, Hydrometer | % | | | | | | |
| 0.0095 | HYD-9.5 | Grain size < 0.0095 mm, Hydrometer | % | | | | | | |

| | | | | % pass through | % retained | % pass through | % retained | % pass through | % retained |
|---|---|---|---|---|---|---|---|---|---|
| | | | SYS_LOC_CODE | 253 | 253 | 304 | 304 | 306 | 306 |
| | | | DEPTH_INTERVAL | 0 - 2 cm | 0 - 2 cm | 0 - 2 cm | 0 - 2 cm | 0 - 2 cm | 0 - 2 cm |
| | | | SAMPLE_TYPE_CODE | N | N | N | N | N | N |
| | | | SYS_SAMPLE_CODE | S-253-20FSP20-01 | S-253-20FSP20-01 | S-304-20FSP20-01 | S-304-20FSP20-01 | S-306-20FSP20-01 | S-306-20FSP20-01 |
| 0.0188 | HYD-18.8 | Grain size < 0.0188 mm, Hydrometer | % | | | | | | |
| 0.0186 | HYD-18.6 | Grain size < 0.0186 mm, Hydrometer | % | | | | | | |
| 0.0185 | HYD-18.5 | Grain size < 0.0185 mm, Hydrometer | % | | | | | | |
| 0.0183 | HYD-18.3 | Grain size < 0.0183 mm, Hydrometer | % | | | | | | |
| 0.0181 | HYD-18.1 | Grain size < 0.0181 mm, Hydrometer | % | 37 | 63 | | | | |
| 0.0179 | HYD-17.9 | Grain size < 0.0179 mm, Hydrometer | % | | | | | | |
| 0.0176 | HYD-17.6 | Grain size < 0.0176 mm, Hydrometer | % | | | | | | |
| 0.0137 | HYD-13.7 | Grain size < 0.0137 mm, Hydrometer | % | | | | | | |
| 0.0136 | HYD-13.6 | Grain size < 0.0136 mm, Hydrometer | % | | | | | | |
| 0.0134 | HYD-13.4 | Grain size < 0.0134 mm, Hydrometer | % | | | | | | |
| 0.0133 | HYD-13.3 | Grain size < 0.0133 mm, Hydrometer | % | | | | | | |
| 0.0132 | HYD-13.2 | Grain size < 0.0132 mm, Hydrometer | % | | | | | | |
| 0.0131 | HYD-13.1 | Grain size < 0.0131 mm, Hydrometer | % | | | | | | |
| 0.013 | HYD-13.0 | Grain size < 0.0130 mm, Hydrometer | % | | | | | | |
| 0.0129 | HYD-12.9 | Grain size < 0.0129 mm, Hydrometer | % | | | | | | |
| 0.0128 | HYD-12.8 | Grain size < 0.0128 mm, Hydrometer | % | | | | | | |
| 0.0127 | HYD-12.7 | Grain size < 0.0127 mm, Hydrometer | % | | | | | | |
| 0.0126 | HYD-12.6 | Grain size < 0.0126 mm, Hydrometer | % | | | | | | |
| 0.0125 | HYD-12.5 | Grain size < 0.0125 mm, Hydrometer | % | | | | | | |
| 0.0124 | HYD-12.4 | Grain size < 0.0124 mm, Hydrometer | % | | | 11 | 89 | | |
| 0.0123 | HYD-12.3 | Grain size < 0.0123 mm, Hydrometer | % | | | | | | |
| 0.0122 | HYD-12.2 | Grain size < 0.0122 mm, Hydrometer | % | 27 | 73 | | | | |
| 0.0121 | HYD-12.1 | Grain size < 0.0121 mm, Hydrometer | % | | | | | | |
| 0.012 | HYD-12.0 | Grain size < 0.0120 mm, Hydrometer | % | | | | | | |
| 0.0119 | HYD-11.9 | Grain size < 0.0119 mm, Hydrometer | % | | | | | | |
| 0.0118 | HYD-11.8 | Grain size < 0.0118 mm, Hydrometer | % | | | | | | |
| 0.0117 | HYD-11.7 | Grain size < 0.0117 mm, Hydrometer | % | | | | | | |
| 0.0116 | HYD-11.6 | Grain size < 0.0116 mm, Hydrometer | % | | | | | | |
| 0.0115 | HYD-11.5 | Grain size < 0.0115 mm, Hydrometer | % | | | | | | |
| 0.0112 | HYD-11.2 | Grain size < 0.0112 mm, Hydrometer | % | | | | | | |
| 0.0111 | HYD-11.1 | Grain size < 0.0111 mm, Hydrometer | % | | | | | | |
| 0.011 | HYD-11.0 | Grain size < 0.0110 mm, Hydrometer | % | | | | | | |
| 0.0097 | HYD-9.7 | Grain size < 0.0097 mm, Hydrometer | % | | | | | | |
| 0.0096 | HYD-9.6 | Grain size < 0.0096 mm, Hydrometer | % | | | | | | |
| 0.0095 | HYD-9.5 | Grain size < 0.0095 mm, Hydrometer | % | | | | | | |

| | | | | | | | | | |
|---|---|---|---|---|---|---|---|---|---|
| | | | | % pass through | % retained | % pass through | % retained | % pass through | % retained |
| | | | SYS_LOC_CODE | 309 | 309 | 310 | 310 | 310 | 310 |
| | | | DEPTH_INTERVAL | 0 - 2 cm | 0 - 2 cm | 0 - 2 cm | 0 - 2 cm | 0 - 2 cm | 0 - 2 cm |
| | | | SAMPLE_TYPE_CODE | N | N | N | N | FD | FD |
| | | | SYS_SAMPLE_CODE | S-309-20FSP20-01 | S-309-20FSP20-01 | S-310-20FSP20-01 | S-310-20FSP20-01 | S-310-20FSP20-01-REP | S-310-20FSP20-01-REP |
| 0.0188 | HYD-18.8 | Grain size < 0.0188 mm, Hydrometer | % | | | | | | |
| 0.0186 | HYD-18.6 | Grain size < 0.0186 mm, Hydrometer | % | | | | | | |
| 0.0185 | HYD-18.5 | Grain size < 0.0185 mm, Hydrometer | % | | | | | | |
| 0.0183 | HYD-18.3 | Grain size < 0.0183 mm, Hydrometer | % | | | | | | |
| 0.0181 | HYD-18.1 | Grain size < 0.0181 mm, Hydrometer | % | | | | | | |
| 0.0179 | HYD-17.9 | Grain size < 0.0179 mm, Hydrometer | % | | | | | | |
| 0.0176 | HYD-17.6 | Grain size < 0.0176 mm, Hydrometer | % | | | | | | |
| 0.0137 | HYD-13.7 | Grain size < 0.0137 mm, Hydrometer | % | | | | | | |
| 0.0136 | HYD-13.6 | Grain size < 0.0136 mm, Hydrometer | % | | | | | | |
| 0.0134 | HYD-13.4 | Grain size < 0.0134 mm, Hydrometer | % | | | | | | |
| 0.0133 | HYD-13.3 | Grain size < 0.0133 mm, Hydrometer | % | | | | | | |
| 0.0132 | HYD-13.2 | Grain size < 0.0132 mm, Hydrometer | % | | | | | | |
| 0.0131 | HYD-13.1 | Grain size < 0.0131 mm, Hydrometer | % | | | | | | |
| 0.013 | HYD-13.0 | Grain size < 0.0130 mm, Hydrometer | % | | | | | | |
| 0.0129 | HYD-12.9 | Grain size < 0.0129 mm, Hydrometer | % | | | | | | |
| 0.0128 | HYD-12.8 | Grain size < 0.0128 mm, Hydrometer | % | | | | | 17 | 83 |
| 0.0127 | HYD-12.7 | Grain size < 0.0127 mm, Hydrometer | % | 21 | 79 | | | | |
| 0.0126 | HYD-12.6 | Grain size < 0.0126 mm, Hydrometer | % | | | | | | |
| 0.0125 | HYD-12.5 | Grain size < 0.0125 mm, Hydrometer | % | | | 12 | 88 | | |
| 0.0124 | HYD-12.4 | Grain size < 0.0124 mm, Hydrometer | % | | | | | | |
| 0.0123 | HYD-12.3 | Grain size < 0.0123 mm, Hydrometer | % | | | | | | |
| 0.0122 | HYD-12.2 | Grain size < 0.0122 mm, Hydrometer | % | | | | | | |
| 0.0121 | HYD-12.1 | Grain size < 0.0121 mm, Hydrometer | % | | | | | | |
| 0.012 | HYD-12.0 | Grain size < 0.0120 mm, Hydrometer | % | | | | | | |
| 0.0119 | HYD-11.9 | Grain size < 0.0119 mm, Hydrometer | % | | | | | | |
| 0.0118 | HYD-11.8 | Grain size < 0.0118 mm, Hydrometer | % | | | | | | |
| 0.0117 | HYD-11.7 | Grain size < 0.0117 mm, Hydrometer | % | | | | | | |
| 0.0116 | HYD-11.6 | Grain size < 0.0116 mm, Hydrometer | % | | | | | | |
| 0.0115 | HYD-11.5 | Grain size < 0.0115 mm, Hydrometer | % | | | | | | |
| 0.0112 | HYD-11.2 | Grain size < 0.0112 mm, Hydrometer | % | | | | | | |
| 0.0111 | HYD-11.1 | Grain size < 0.0111 mm, Hydrometer | % | | | | | | |
| 0.011 | HYD-11.0 | Grain size < 0.0110 mm, Hydrometer | % | | | | | | |
| 0.0097 | HYD-9.7 | Grain size < 0.0097 mm, Hydrometer | % | | | | | | |
| 0.0096 | HYD-9.6 | Grain size < 0.0096 mm, Hydrometer | % | | | | | | |
| 0.0095 | HYD-9.5 | Grain size < 0.0095 mm, Hydrometer | % | | | 10 | 90 | | |

| | | | | % pass through | % retained | % pass through | % retained | % pass through | % retained |
|---|---|---|---|---|---|---|---|---|---|
| | | | SYS_LOC_CODE | 311 | 311 | 317 | 317 | 318 | 318 |
| | | | DEPTH_INTERVAL | 0 - 2 cm | 0 - 2 cm | 0 - 2 cm | 0 - 2 cm | 0 - 2 cm | 0 - 2 cm |
| | | | SAMPLE_TYPE_CODE | N | N | N | N | N | N |
| | | | SYS_SAMPLE_CODE | S-311-20FSP20-01 | S-311-20FSP20-01 | S-317-20FSP20-01 | S-317-20FSP20-01 | S-318-20FSP20-01 | S-318-20FSP20-01 |
| 0.0188 | HYD-18.8 | Grain size < 0.0188 mm, Hydrometer | % | | | | | | |
| 0.0186 | HYD-18.6 | Grain size < 0.0186 mm, Hydrometer | % | | | | | | |
| 0.0185 | HYD-18.5 | Grain size < 0.0185 mm, Hydrometer | % | | | | | | |
| 0.0183 | HYD-18.3 | Grain size < 0.0183 mm, Hydrometer | % | | | | | | |
| 0.0181 | HYD-18.1 | Grain size < 0.0181 mm, Hydrometer | % | | | | | | |
| 0.0179 | HYD-17.9 | Grain size < 0.0179 mm, Hydrometer | % | | | | | | |
| 0.0176 | HYD-17.6 | Grain size < 0.0176 mm, Hydrometer | % | | | | | | |
| 0.0137 | HYD-13.7 | Grain size < 0.0137 mm, Hydrometer | % | | | | | | |
| 0.0136 | HYD-13.6 | Grain size < 0.0136 mm, Hydrometer | % | | | | | | |
| 0.0134 | HYD-13.4 | Grain size < 0.0134 mm, Hydrometer | % | | | | | | |
| 0.0133 | HYD-13.3 | Grain size < 0.0133 mm, Hydrometer | % | | | | | | |
| 0.0132 | HYD-13.2 | Grain size < 0.0132 mm, Hydrometer | % | | | | | | |
| 0.0131 | HYD-13.1 | Grain size < 0.0131 mm, Hydrometer | % | | | | | | |
| 0.013 | HYD-13.0 | Grain size < 0.0130 mm, Hydrometer | % | | | | | | |
| 0.0129 | HYD-12.9 | Grain size < 0.0129 mm, Hydrometer | % | 10 | 90 | | | | |
| 0.0128 | HYD-12.8 | Grain size < 0.0128 mm, Hydrometer | % | | | | | | |
| 0.0127 | HYD-12.7 | Grain size < 0.0127 mm, Hydrometer | % | | | | | | |
| 0.0126 | HYD-12.6 | Grain size < 0.0126 mm, Hydrometer | % | | | | | | |
| 0.0125 | HYD-12.5 | Grain size < 0.0125 mm, Hydrometer | % | | | | | | |
| 0.0124 | HYD-12.4 | Grain size < 0.0124 mm, Hydrometer | % | | | | | | |
| 0.0123 | HYD-12.3 | Grain size < 0.0123 mm, Hydrometer | % | | | | | | |
| 0.0122 | HYD-12.2 | Grain size < 0.0122 mm, Hydrometer | % | | | | | | |
| 0.0121 | HYD-12.1 | Grain size < 0.0121 mm, Hydrometer | % | | | | | | |
| 0.012 | HYD-12.0 | Grain size < 0.0120 mm, Hydrometer | % | | | 48 | 52 | | |
| 0.0119 | HYD-11.9 | Grain size < 0.0119 mm, Hydrometer | % | | | | | | |
| 0.0118 | HYD-11.8 | Grain size < 0.0118 mm, Hydrometer | % | | | | | | |
| 0.0117 | HYD-11.7 | Grain size < 0.0117 mm, Hydrometer | % | | | | | | |
| 0.0116 | HYD-11.6 | Grain size < 0.0116 mm, Hydrometer | % | | | | | | |
| 0.0115 | HYD-11.5 | Grain size < 0.0115 mm, Hydrometer | % | | | | | | |
| 0.0112 | HYD-11.2 | Grain size < 0.0112 mm, Hydrometer | % | | | | | | |
| 0.0111 | HYD-11.1 | Grain size < 0.0111 mm, Hydrometer | % | | | | | | |
| 0.011 | HYD-11.0 | Grain size < 0.0110 mm, Hydrometer | % | | | | | | |
| 0.0097 | HYD-9.7 | Grain size < 0.0097 mm, Hydrometer | % | | | | | | |
| 0.0096 | HYD-9.6 | Grain size < 0.0096 mm, Hydrometer | % | | | | | | |
| 0.0095 | HYD-9.5 | Grain size < 0.0095 mm, Hydrometer | % | | | | | | |

| | | | | % pass through | % retained | % pass through | % retained | % pass through | % retained |
|---|---|---|---|---|---|---|---|---|---|
| | | | SYS_LOC_CODE | 323 | 323 | 324 | 324 | 325 | 325 |
| | | | DEPTH_INTERVAL | 0 - 2 cm | 0 - 2 cm | 0 - 2 cm | 0 - 2 cm | 0 - 2 cm | 0 - 2 cm |
| | | | SAMPLE_TYPE_CODE | N | N | N | N | N | N |
| | | | SYS_SAMPLE_CODE | S-323-20FSP20-01 | S-323-20FSP20-01 | S-324-20FSP20-01 | S-324-20FSP20-01 | S-325-20FSP20-01 | S-325-20FSP20-01 |
| 0.0188 | HYD-18.8 | Grain size < 0.0188 mm, Hydrometer | % | | | | | | |
| 0.0186 | HYD-18.6 | Grain size < 0.0186 mm, Hydrometer | % | | | | | | |
| 0.0185 | HYD-18.5 | Grain size < 0.0185 mm, Hydrometer | % | | | | | | |
| 0.0183 | HYD-18.3 | Grain size < 0.0183 mm, Hydrometer | % | | | | | | |
| 0.0181 | HYD-18.1 | Grain size < 0.0181 mm, Hydrometer | % | | | | | | |
| 0.0179 | HYD-17.9 | Grain size < 0.0179 mm, Hydrometer | % | | | | | | |
| 0.0176 | HYD-17.6 | Grain size < 0.0176 mm, Hydrometer | % | | | | | | |
| 0.0137 | HYD-13.7 | Grain size < 0.0137 mm, Hydrometer | % | | | | | | |
| 0.0136 | HYD-13.6 | Grain size < 0.0136 mm, Hydrometer | % | | | | | | |
| 0.0134 | HYD-13.4 | Grain size < 0.0134 mm, Hydrometer | % | | | | | | |
| 0.0133 | HYD-13.3 | Grain size < 0.0133 mm, Hydrometer | % | | | | | | |
| 0.0132 | HYD-13.2 | Grain size < 0.0132 mm, Hydrometer | % | 17 | 83 | | | | |
| 0.0131 | HYD-13.1 | Grain size < 0.0131 mm, Hydrometer | % | | | | | | |
| 0.013 | HYD-13.0 | Grain size < 0.0130 mm, Hydrometer | % | | | | | | |
| 0.0129 | HYD-12.9 | Grain size < 0.0129 mm, Hydrometer | % | | | | | | |
| 0.0128 | HYD-12.8 | Grain size < 0.0128 mm, Hydrometer | % | | | | | | |
| 0.0127 | HYD-12.7 | Grain size < 0.0127 mm, Hydrometer | % | | | | | | |
| 0.0126 | HYD-12.6 | Grain size < 0.0126 mm, Hydrometer | % | | | | | | |
| 0.0125 | HYD-12.5 | Grain size < 0.0125 mm, Hydrometer | % | | | | | | |
| 0.0124 | HYD-12.4 | Grain size < 0.0124 mm, Hydrometer | % | | | | | 34 | 66 |
| 0.0123 | HYD-12.3 | Grain size < 0.0123 mm, Hydrometer | % | | | | | | |
| 0.0122 | HYD-12.2 | Grain size < 0.0122 mm, Hydrometer | % | | | 32 | 68 | | |
| 0.0121 | HYD-12.1 | Grain size < 0.0121 mm, Hydrometer | % | | | | | | |
| 0.012 | HYD-12.0 | Grain size < 0.0120 mm, Hydrometer | % | | | | | | |
| 0.0119 | HYD-11.9 | Grain size < 0.0119 mm, Hydrometer | % | | | | | | |
| 0.0118 | HYD-11.8 | Grain size < 0.0118 mm, Hydrometer | % | | | | | | |
| 0.0117 | HYD-11.7 | Grain size < 0.0117 mm, Hydrometer | % | | | | | | |
| 0.0116 | HYD-11.6 | Grain size < 0.0116 mm, Hydrometer | % | | | | | | |
| 0.0115 | HYD-11.5 | Grain size < 0.0115 mm, Hydrometer | % | | | | | | |
| 0.0112 | HYD-11.2 | Grain size < 0.0112 mm, Hydrometer | % | | | | | | |
| 0.0111 | HYD-11.1 | Grain size < 0.0111 mm, Hydrometer | % | | | | | | |
| 0.011 | HYD-11.0 | Grain size < 0.0110 mm, Hydrometer | % | | | | | | |
| 0.0097 | HYD-9.7 | Grain size < 0.0097 mm, Hydrometer | % | | | | | | |
| 0.0096 | HYD-9.6 | Grain size < 0.0096 mm, Hydrometer | % | | | | | | |
| 0.0095 | HYD-9.5 | Grain size < 0.0095 mm, Hydrometer | % | 14 | 86 | | | | |

| | | | | | | | | | |
|---|---|---|---|---|---|---|---|---|---|
| | | | | % pass through | % retained | % pass through | % retained | % pass through | % retained |
| | | | SYS_LOC_CODE | 325 | 325 | 331 | 331 | 332 | 332 |
| | | | DEPTH_INTERVAL | 0 - 2 cm | 0 - 2 cm | 0 - 2 cm | 0 - 2 cm | 0 - 2 cm | 0 - 2 cm |
| | | | SAMPLE_TYPE_CODE | FD | FD | N | N | N | N |
| | | | SYS_SAMPLE_CODE | S-325-20FSP20-01-REP | S-325-20FSP20-01-REP | S-331-20FSP20-01 | S-331-20FSP20-01 | S-332-20FSP20-01 | S-332-20FSP20-01 |
| 0.0188 | HYD-18.8 | Grain size < 0.0188 mm, Hydrometer | % | | | | | | |
| 0.0186 | HYD-18.6 | Grain size < 0.0186 mm, Hydrometer | % | | | | | | |
| 0.0185 | HYD-18.5 | Grain size < 0.0185 mm, Hydrometer | % | | | | | | |
| 0.0183 | HYD-18.3 | Grain size < 0.0183 mm, Hydrometer | % | | | | | | |
| 0.0181 | HYD-18.1 | Grain size < 0.0181 mm, Hydrometer | % | | | | | | |
| 0.0179 | HYD-17.9 | Grain size < 0.0179 mm, Hydrometer | % | | | | | | |
| 0.0176 | HYD-17.6 | Grain size < 0.0176 mm, Hydrometer | % | | | | | | |
| 0.0137 | HYD-13.7 | Grain size < 0.0137 mm, Hydrometer | % | | | | | | |
| 0.0136 | HYD-13.6 | Grain size < 0.0136 mm, Hydrometer | % | | | | | | |
| 0.0134 | HYD-13.4 | Grain size < 0.0134 mm, Hydrometer | % | | | | | | |
| 0.0133 | HYD-13.3 | Grain size < 0.0133 mm, Hydrometer | % | | | | | | |
| 0.0132 | HYD-13.2 | Grain size < 0.0132 mm, Hydrometer | % | | | | | | |
| 0.0131 | HYD-13.1 | Grain size < 0.0131 mm, Hydrometer | % | | | | | 11 | 89 |
| 0.013 | HYD-13.0 | Grain size < 0.0130 mm, Hydrometer | % | | | | | | |
| 0.0129 | HYD-12.9 | Grain size < 0.0129 mm, Hydrometer | % | | | | | | |
| 0.0128 | HYD-12.8 | Grain size < 0.0128 mm, Hydrometer | % | | | | | | |
| 0.0127 | HYD-12.7 | Grain size < 0.0127 mm, Hydrometer | % | | | | | | |
| 0.0126 | HYD-12.6 | Grain size < 0.0126 mm, Hydrometer | % | | | | | | |
| 0.0125 | HYD-12.5 | Grain size < 0.0125 mm, Hydrometer | % | | | | | | |
| 0.0124 | HYD-12.4 | Grain size < 0.0124 mm, Hydrometer | % | | | | | | |
| 0.0123 | HYD-12.3 | Grain size < 0.0123 mm, Hydrometer | % | | | | | | |
| 0.0122 | HYD-12.2 | Grain size < 0.0122 mm, Hydrometer | % | | | | | | |
| 0.0121 | HYD-12.1 | Grain size < 0.0121 mm, Hydrometer | % | 35 | 65 | | | | |
| 0.012 | HYD-12.0 | Grain size < 0.0120 mm, Hydrometer | % | | | | | | |
| 0.0119 | HYD-11.9 | Grain size < 0.0119 mm, Hydrometer | % | | | | | | |
| 0.0118 | HYD-11.8 | Grain size < 0.0118 mm, Hydrometer | % | | | | | | |
| 0.0117 | HYD-11.7 | Grain size < 0.0117 mm, Hydrometer | % | | | | | | |
| 0.0116 | HYD-11.6 | Grain size < 0.0116 mm, Hydrometer | % | | | | | | |
| 0.0115 | HYD-11.5 | Grain size < 0.0115 mm, Hydrometer | % | | | | | | |
| 0.0112 | HYD-11.2 | Grain size < 0.0112 mm, Hydrometer | % | | | 25 | 75 | | |
| 0.0111 | HYD-11.1 | Grain size < 0.0111 mm, Hydrometer | % | | | | | | |
| 0.011 | HYD-11.0 | Grain size < 0.0110 mm, Hydrometer | % | | | | | | |
| 0.0097 | HYD-9.7 | Grain size < 0.0097 mm, Hydrometer | % | | | | | | |
| 0.0096 | HYD-9.6 | Grain size < 0.0096 mm, Hydrometer | % | | | | | | |
| 0.0095 | HYD-9.5 | Grain size < 0.0095 mm, Hydrometer | % | | | | | | |

| | | | | | | | | | |
|---|---|---|---|---|---|---|---|---|---|
| | | | | % pass through | % retained | % pass through | % retained | % pass through | % retained |
| | | | SYS_LOC_CODE | 333 | 333 | 334 | 334 | 335 | 335 |
| | | | DEPTH_INTERVAL | 0 - 2 cm | 0 - 2 cm | 0 - 2 cm | 0 - 2 cm | 0 - 2 cm | 0 - 2 cm |
| | | | SAMPLE_TYPE_CODE | N | N | N | N | N | N |
| | | | SYS_SAMPLE_CODE | S-333-20FSP20-01 | S-333-20FSP20-01 | S-334-20FSP20-01 | S-334-20FSP20-01 | S-335-20FSP20-01 | S-335-20FSP20-01 |
| 0.0188 | HYD-18.8 | Grain size < 0.0188 mm, Hydrometer | % | | | | | 57 | 43 |
| 0.0186 | HYD-18.6 | Grain size < 0.0186 mm, Hydrometer | % | 26 | 74 | | | | |
| 0.0185 | HYD-18.5 | Grain size < 0.0185 mm, Hydrometer | % | | | | | | |
| 0.0183 | HYD-18.3 | Grain size < 0.0183 mm, Hydrometer | % | | | | | | |
| 0.0181 | HYD-18.1 | Grain size < 0.0181 mm, Hydrometer | % | | | | | | |
| 0.0179 | HYD-17.9 | Grain size < 0.0179 mm, Hydrometer | % | | | | | | |
| 0.0176 | HYD-17.6 | Grain size < 0.0176 mm, Hydrometer | % | | | | | | |
| 0.0137 | HYD-13.7 | Grain size < 0.0137 mm, Hydrometer | % | | | | | | |
| 0.0136 | HYD-13.6 | Grain size < 0.0136 mm, Hydrometer | % | | | | | | |
| 0.0134 | HYD-13.4 | Grain size < 0.0134 mm, Hydrometer | % | | | | | | |
| 0.0133 | HYD-13.3 | Grain size < 0.0133 mm, Hydrometer | % | | | | | | |
| 0.0132 | HYD-13.2 | Grain size < 0.0132 mm, Hydrometer | % | | | | | | |
| 0.0131 | HYD-13.1 | Grain size < 0.0131 mm, Hydrometer | % | | | 37 | 63 | | |
| 0.013 | HYD-13.0 | Grain size < 0.0130 mm, Hydrometer | % | | | | | | |
| 0.0129 | HYD-12.9 | Grain size < 0.0129 mm, Hydrometer | % | | | | | | |
| 0.0128 | HYD-12.8 | Grain size < 0.0128 mm, Hydrometer | % | 24 | 76 | | | | |
| 0.0127 | HYD-12.7 | Grain size < 0.0127 mm, Hydrometer | % | | | | | | |
| 0.0126 | HYD-12.6 | Grain size < 0.0126 mm, Hydrometer | % | | | | | | |
| 0.0125 | HYD-12.5 | Grain size < 0.0125 mm, Hydrometer | % | | | | | | |
| 0.0124 | HYD-12.4 | Grain size < 0.0124 mm, Hydrometer | % | | | | | | |
| 0.0123 | HYD-12.3 | Grain size < 0.0123 mm, Hydrometer | % | | | | | | |
| 0.0122 | HYD-12.2 | Grain size < 0.0122 mm, Hydrometer | % | | | | | | |
| 0.0121 | HYD-12.1 | Grain size < 0.0121 mm, Hydrometer | % | | | | | | |
| 0.012 | HYD-12.0 | Grain size < 0.0120 mm, Hydrometer | % | | | | | | |
| 0.0119 | HYD-11.9 | Grain size < 0.0119 mm, Hydrometer | % | | | | | | |
| 0.0118 | HYD-11.8 | Grain size < 0.0118 mm, Hydrometer | % | | | | | 52 | 48 |
| 0.0117 | HYD-11.7 | Grain size < 0.0117 mm, Hydrometer | % | | | | | | |
| 0.0116 | HYD-11.6 | Grain size < 0.0116 mm, Hydrometer | % | | | | | | |
| 0.0115 | HYD-11.5 | Grain size < 0.0115 mm, Hydrometer | % | | | | | | |
| 0.0112 | HYD-11.2 | Grain size < 0.0112 mm, Hydrometer | % | | | | | | |
| 0.0111 | HYD-11.1 | Grain size < 0.0111 mm, Hydrometer | % | | | | | | |
| 0.011 | HYD-11.0 | Grain size < 0.0110 mm, Hydrometer | % | | | | | | |
| 0.0097 | HYD-9.7 | Grain size < 0.0097 mm, Hydrometer | % | | | | | | |
| 0.0096 | HYD-9.6 | Grain size < 0.0096 mm, Hydrometer | % | | | | | | |
| 0.0095 | HYD-9.5 | Grain size < 0.0095 mm, Hydrometer | % | | | | | | |

| | | | | % pass through | % retained | % pass through | % retained | % pass through | % retained |
|---|---|---|---|---|---|---|---|---|---|
| | | | SYS_LOC_CODE | 338 | 338 | 339 | 339 | 340 | 340 |
| | | | DEPTH_INTERVAL | 0 - 2 cm | 0 - 2 cm | 0 - 2 cm | 0 - 2 cm | 0 - 2 cm | 0 - 2 cm |
| | | | SAMPLE_TYPE_CODE | N | N | N | N | N | N |
| | | | SYS_SAMPLE_CODE | S-338-20FSP20-01 | S-338-20FSP20-01 | S-339-20FSP20-01 | S-339-20FSP20-01 | S-340-20FSP20-01 | S-340-20FSP20-01 |
| 0.0188 | HYD-18.8 | Grain size < 0.0188 mm, Hydrometer | % | | | | | | |
| 0.0186 | HYD-18.6 | Grain size < 0.0186 mm, Hydrometer | % | | | | | | |
| 0.0185 | HYD-18.5 | Grain size < 0.0185 mm, Hydrometer | % | | | | | | |
| 0.0183 | HYD-18.3 | Grain size < 0.0183 mm, Hydrometer | % | | | | | | |
| 0.0181 | HYD-18.1 | Grain size < 0.0181 mm, Hydrometer | % | | | | | | |
| 0.0179 | HYD-17.9 | Grain size < 0.0179 mm, Hydrometer | % | | | | | | |
| 0.0176 | HYD-17.6 | Grain size < 0.0176 mm, Hydrometer | % | | | | | | |
| 0.0137 | HYD-13.7 | Grain size < 0.0137 mm, Hydrometer | % | | | | | | |
| 0.0136 | HYD-13.6 | Grain size < 0.0136 mm, Hydrometer | % | | | | | | |
| 0.0134 | HYD-13.4 | Grain size < 0.0134 mm, Hydrometer | % | | | | | | |
| 0.0133 | HYD-13.3 | Grain size < 0.0133 mm, Hydrometer | % | | | | | | |
| 0.0132 | HYD-13.2 | Grain size < 0.0132 mm, Hydrometer | % | | | | | | |
| 0.0131 | HYD-13.1 | Grain size < 0.0131 mm, Hydrometer | % | | | | | | |
| 0.013 | HYD-13.0 | Grain size < 0.0130 mm, Hydrometer | % | | | | | | |
| 0.0129 | HYD-12.9 | Grain size < 0.0129 mm, Hydrometer | % | | | | | | |
| 0.0128 | HYD-12.8 | Grain size < 0.0128 mm, Hydrometer | % | | | | | | |
| 0.0127 | HYD-12.7 | Grain size < 0.0127 mm, Hydrometer | % | | | 32 | 68 | | |
| 0.0126 | HYD-12.6 | Grain size < 0.0126 mm, Hydrometer | % | | | | | 37 | 63 |
| 0.0125 | HYD-12.5 | Grain size < 0.0125 mm, Hydrometer | % | | | | | | |
| 0.0124 | HYD-12.4 | Grain size < 0.0124 mm, Hydrometer | % | | | | | | |
| 0.0123 | HYD-12.3 | Grain size < 0.0123 mm, Hydrometer | % | | | | | | |
| 0.0122 | HYD-12.2 | Grain size < 0.0122 mm, Hydrometer | % | | | | | | |
| 0.0121 | HYD-12.1 | Grain size < 0.0121 mm, Hydrometer | % | | | | | | |
| 0.012 | HYD-12.0 | Grain size < 0.0120 mm, Hydrometer | % | | | | | | |
| 0.0119 | HYD-11.9 | Grain size < 0.0119 mm, Hydrometer | % | | | | | | |
| 0.0118 | HYD-11.8 | Grain size < 0.0118 mm, Hydrometer | % | | | | | | |
| 0.0117 | HYD-11.7 | Grain size < 0.0117 mm, Hydrometer | % | 40 | 60 | | | | |
| 0.0116 | HYD-11.6 | Grain size < 0.0116 mm, Hydrometer | % | | | | | | |
| 0.0115 | HYD-11.5 | Grain size < 0.0115 mm, Hydrometer | % | | | | | | |
| 0.0112 | HYD-11.2 | Grain size < 0.0112 mm, Hydrometer | % | | | | | | |
| 0.0111 | HYD-11.1 | Grain size < 0.0111 mm, Hydrometer | % | | | | | | |
| 0.011 | HYD-11.0 | Grain size < 0.0110 mm, Hydrometer | % | | | | | | |
| 0.0097 | HYD-9.7 | Grain size < 0.0097 mm, Hydrometer | % | | | | | | |
| 0.0096 | HYD-9.6 | Grain size < 0.0096 mm, Hydrometer | % | | | | | | |
| 0.0095 | HYD-9.5 | Grain size < 0.0095 mm, Hydrometer | % | | | | | | |

| | | | | % pass through | % retained | % pass through | % retained | % pass through | % retained |
|---|---|---|---|---|---|---|---|---|---|
| | | | SYS_LOC_CODE | 341 | 341 | 345 | 345 | 346 | 346 |
| | | | DEPTH_INTERVAL | 0 - 2 cm | 0 - 2 cm | 0 - 2 cm | 0 - 2 cm | 0 - 2 cm | 0 - 2 cm |
| | | | SAMPLE_TYPE_CODE | N | N | N | N | N | N |
| | | | SYS_SAMPLE_CODE | S-341-20FSP20-01 | S-341-20FSP20-01 | S-345-20FSP20-01 | S-345-20FSP20-01 | S-346-20FSP20-01 | S-346-20FSP20-01 |
| 0.0188 | HYD-18.8 | Grain size < 0.0188 mm, Hydrometer | % | | | | | | |
| 0.0186 | HYD-18.6 | Grain size < 0.0186 mm, Hydrometer | % | | | | | | |
| 0.0185 | HYD-18.5 | Grain size < 0.0185 mm, Hydrometer | % | | | | | | |
| 0.0183 | HYD-18.3 | Grain size < 0.0183 mm, Hydrometer | % | | | | | | |
| 0.0181 | HYD-18.1 | Grain size < 0.0181 mm, Hydrometer | % | | | | | | |
| 0.0179 | HYD-17.9 | Grain size < 0.0179 mm, Hydrometer | % | | | | | | |
| 0.0176 | HYD-17.6 | Grain size < 0.0176 mm, Hydrometer | % | | | | | | |
| 0.0137 | HYD-13.7 | Grain size < 0.0137 mm, Hydrometer | % | | | | | | |
| 0.0136 | HYD-13.6 | Grain size < 0.0136 mm, Hydrometer | % | | | | | | |
| 0.0134 | HYD-13.4 | Grain size < 0.0134 mm, Hydrometer | % | | | | | 5 | 95 |
| 0.0133 | HYD-13.3 | Grain size < 0.0133 mm, Hydrometer | % | | | | | | |
| 0.0132 | HYD-13.2 | Grain size < 0.0132 mm, Hydrometer | % | | | | | | |
| 0.0131 | HYD-13.1 | Grain size < 0.0131 mm, Hydrometer | % | | | | | | |
| 0.013 | HYD-13.0 | Grain size < 0.0130 mm, Hydrometer | % | | | | | | |
| 0.0129 | HYD-12.9 | Grain size < 0.0129 mm, Hydrometer | % | | | | | | |
| 0.0128 | HYD-12.8 | Grain size < 0.0128 mm, Hydrometer | % | | | | | | |
| 0.0127 | HYD-12.7 | Grain size < 0.0127 mm, Hydrometer | % | | | 38 | 62 | | |
| 0.0126 | HYD-12.6 | Grain size < 0.0126 mm, Hydrometer | % | 9 | 91 | | | | |
| 0.0125 | HYD-12.5 | Grain size < 0.0125 mm, Hydrometer | % | | | | | | |
| 0.0124 | HYD-12.4 | Grain size < 0.0124 mm, Hydrometer | % | | | | | | |
| 0.0123 | HYD-12.3 | Grain size < 0.0123 mm, Hydrometer | % | | | | | | |
| 0.0122 | HYD-12.2 | Grain size < 0.0122 mm, Hydrometer | % | | | | | | |
| 0.0121 | HYD-12.1 | Grain size < 0.0121 mm, Hydrometer | % | | | | | | |
| 0.012 | HYD-12.0 | Grain size < 0.0120 mm, Hydrometer | % | | | | | | |
| 0.0119 | HYD-11.9 | Grain size < 0.0119 mm, Hydrometer | % | | | | | | |
| 0.0118 | HYD-11.8 | Grain size < 0.0118 mm, Hydrometer | % | | | | | | |
| 0.0117 | HYD-11.7 | Grain size < 0.0117 mm, Hydrometer | % | | | | | | |
| 0.0116 | HYD-11.6 | Grain size < 0.0116 mm, Hydrometer | % | | | | | | |
| 0.0115 | HYD-11.5 | Grain size < 0.0115 mm, Hydrometer | % | | | | | | |
| 0.0112 | HYD-11.2 | Grain size < 0.0112 mm, Hydrometer | % | | | | | | |
| 0.0111 | HYD-11.1 | Grain size < 0.0111 mm, Hydrometer | % | | | | | | |
| 0.011 | HYD-11.0 | Grain size < 0.0110 mm, Hydrometer | % | | | | | | |
| 0.0097 | HYD-9.7 | Grain size < 0.0097 mm, Hydrometer | % | | | | | | |
| 0.0096 | HYD-9.6 | Grain size < 0.0096 mm, Hydrometer | % | | | | | | |
| 0.0095 | HYD-9.5 | Grain size < 0.0095 mm, Hydrometer | % | | | | | | |

| | | | | % pass through | % retained | % pass through | % retained |
|---|---|---|---|---|---|---|---|
| | | | SYS_LOC_CODE | 349 | 349 | 352 | 352 |
| | | | DEPTH_INTERVAL | 0 - 2 cm | 0 - 2 cm | 0 - 2 cm | 0 - 2 cm |
| | | | SAMPLE_TYPE_CODE | N | N | N | N |
| | | | SYS_SAMPLE_CODE | S-349-20FSP20-01 | S-349-20FSP20-01 | S-352-20FSP20-01 | S-352-20FSP20-01 |
| 0.0188 | HYD-18.8 | Grain size < 0.0188 mm, Hydrometer | % | | | | |
| 0.0186 | HYD-18.6 | Grain size < 0.0186 mm, Hydrometer | % | | | | |
| 0.0185 | HYD-18.5 | Grain size < 0.0185 mm, Hydrometer | % | | | | |
| 0.0183 | HYD-18.3 | Grain size < 0.0183 mm, Hydrometer | % | | | | |
| 0.0181 | HYD-18.1 | Grain size < 0.0181 mm, Hydrometer | % | | | | |
| 0.0179 | HYD-17.9 | Grain size < 0.0179 mm, Hydrometer | % | | | | |
| 0.0176 | HYD-17.6 | Grain size < 0.0176 mm, Hydrometer | % | | | | |
| 0.0137 | HYD-13.7 | Grain size < 0.0137 mm, Hydrometer | % | | | | |
| 0.0136 | HYD-13.6 | Grain size < 0.0136 mm, Hydrometer | % | | | | |
| 0.0134 | HYD-13.4 | Grain size < 0.0134 mm, Hydrometer | % | | | | |
| 0.0133 | HYD-13.3 | Grain size < 0.0133 mm, Hydrometer | % | | | | |
| 0.0132 | HYD-13.2 | Grain size < 0.0132 mm, Hydrometer | % | | | 5 | 95 |
| 0.0131 | HYD-13.1 | Grain size < 0.0131 mm, Hydrometer | % | | | | |
| 0.013 | HYD-13.0 | Grain size < 0.0130 mm, Hydrometer | % | | | | |
| 0.0129 | HYD-12.9 | Grain size < 0.0129 mm, Hydrometer | % | | | | |
| 0.0128 | HYD-12.8 | Grain size < 0.0128 mm, Hydrometer | % | 19 | 81 | | |
| 0.0127 | HYD-12.7 | Grain size < 0.0127 mm, Hydrometer | % | | | | |
| 0.0126 | HYD-12.6 | Grain size < 0.0126 mm, Hydrometer | % | | | | |
| 0.0125 | HYD-12.5 | Grain size < 0.0125 mm, Hydrometer | % | | | | |
| 0.0124 | HYD-12.4 | Grain size < 0.0124 mm, Hydrometer | % | | | | |
| 0.0123 | HYD-12.3 | Grain size < 0.0123 mm, Hydrometer | % | | | | |
| 0.0122 | HYD-12.2 | Grain size < 0.0122 mm, Hydrometer | % | | | | |
| 0.0121 | HYD-12.1 | Grain size < 0.0121 mm, Hydrometer | % | | | | |
| 0.012 | HYD-12.0 | Grain size < 0.0120 mm, Hydrometer | % | | | | |
| 0.0119 | HYD-11.9 | Grain size < 0.0119 mm, Hydrometer | % | | | | |
| 0.0118 | HYD-11.8 | Grain size < 0.0118 mm, Hydrometer | % | | | | |
| 0.0117 | HYD-11.7 | Grain size < 0.0117 mm, Hydrometer | % | | | | |
| 0.0116 | HYD-11.6 | Grain size < 0.0116 mm, Hydrometer | % | | | | |
| 0.0115 | HYD-11.5 | Grain size < 0.0115 mm, Hydrometer | % | | | | |
| 0.0112 | HYD-11.2 | Grain size < 0.0112 mm, Hydrometer | % | | | | |
| 0.0111 | HYD-11.1 | Grain size < 0.0111 mm, Hydrometer | % | | | | |
| 0.011 | HYD-11.0 | Grain size < 0.0110 mm, Hydrometer | % | | | | |
| 0.0097 | HYD-9.7 | Grain size < 0.0097 mm, Hydrometer | % | | | | |
| 0.0096 | HYD-9.6 | Grain size < 0.0096 mm, Hydrometer | % | | | | |
| 0.0095 | HYD-9.5 | Grain size < 0.0095 mm, Hydrometer | % | | | | |

| | | | | % pass through | % retained | % pass through | % retained | % pass through | % retained |
|---|---|---|---|---|---|---|---|---|---|
| | | | SYS_LOC_CODE | 105 | 105 | 108 | 108 | 109 | 109 |
| | | | DEPTH_INTERVAL | 0 - 2 cm | 0 - 2 cm | 0 - 2 cm | 0 - 2 cm | 0 - 2 cm | 0 - 2 cm |
| | | | SAMPLE_TYPE_CODE | N | N | N | N | N | N |
| | | | SYS_SAMPLE_CODE | S-105-20FSP20-01 | S-105-20FSP20-01 | S-108-20FSP20-01 | S-108-20FSP20-01 | S-109-20FSP20-01 | S-109-20FSP20-01 |
| 0.0094 | HYD-9.4 | Grain size < 0.0094 mm, Hydrometer | % | | | | | | |
| 0.0093 | HYD-9.3 | Grain size < 0.0093 mm, Hydrometer | % | | | | | | |
| 0.0092 | HYD-9.2 | Grain size < 0.0092 mm, Hydrometer | % | | | | | 40 | 60 |
| 0.0091 | HYD-9.1 | Grain size < 0.0091 mm, Hydrometer | % | 38 | 62 | | | | |
| 0.009 | HYD-9.0 | Grain size < 0.0090 mm, Hydrometer | % | | | | | | |
| 0.0089 | HYD-8.9 | Grain size < 0.0089 mm, Hydrometer | % | | | | | | |
| 0.0088 | HYD-8.8 | Grain size < 0.0088 mm, Hydrometer | % | | | 43 | 57 | | |
| 0.0087 | HYD-8.7 | Grain size < 0.0087 mm, Hydrometer | % | | | | | | |
| 0.0086 | HYD-8.6 | Grain size < 0.0086 mm, Hydrometer | % | | | | | | |
| 0.0085 | HYD-8.5 | Grain size < 0.0085 mm, Hydrometer | % | | | | | | |
| 0.0084 | HYD-8.4 | Grain size < 0.0084 mm, Hydrometer | % | | | | | | |
| 0.007 | HYD-7.0 | Grain size < 0.0070 mm, Hydrometer | % | | | | | | |
| 0.0069 | HYD-6.9 | Grain size < 0.0069 mm, Hydrometer | % | | | | | | |
| 0.0068 | HYD-6.8 | Grain size < 0.0068 mm, Hydrometer | % | | | | | | |
| 0.0067 | HYD-6.7 | Grain size < 0.0067 mm, Hydrometer | % | | | | | | |
| 0.0066 | HYD-6.6 | Grain size < 0.0066 mm, Hydrometer | % | | | | | | |
| 0.0065 | HYD-6.5 | Grain size < 0.0065 mm, Hydrometer | % | | | | | 35 | 65 |
| 0.0064 | HYD-6.4 | Grain size < 0.0064 mm, Hydrometer | % | | | 36 | 64 | | |
| 0.0063 | HYD-6.3 | Grain size < 0.0063 mm, Hydrometer | % | | | | | | |
| 0.0062 | HYD-6.2 | Grain size < 0.0062 mm, Hydrometer | % | | | | | | |
| 0.0061 | HYD-6.1 | Grain size < 0.0061 mm, Hydrometer | % | | | | | | |
| 0.006 | HYD-6.0 | Grain size < 0.0060 mm, Hydrometer | % | | | | | | |
| 0.0058 | HYD-5.8 | Grain size < 0.0058 mm, Hydrometer | % | | | | | | |
| 0.0056 | HYD-5.6 | Grain size < 0.0056 mm, Hydrometer | % | | | | | | |
| 0.0055 | HYD-5.5 | Grain size < 0.0055 mm, Hydrometer | % | 31 | 69 | | | | |
| 0.0054 | HYD-5.4 | Grain size < 0.0054 mm, Hydrometer | % | | | | | | |
| 0.0049 | HYD-4.9 | Grain size < 0.0049 mm, Hydrometer | % | | | | | | |
| 0.0048 | HYD-4.8 | Grain size < 0.0048 mm, Hydrometer | % | | | | | | |
| 0.0047 | HYD-4.7 | Grain size < 0.0047 mm, Hydrometer | % | 24 | 76 | | | 29 | 71 |
| 0.0046 | HYD-4.6 | Grain size < 0.0046 mm, Hydrometer | % | | | | | | |
| 0.0045 | HYD-4.5 | Grain size < 0.0045 mm, Hydrometer | % | | | | | | |
| 0.0044 | HYD-4.4 | Grain size < 0.0044 mm, Hydrometer | % | | | | | | |
| 0.0043 | HYD-4.3 | Grain size < 0.0043 mm, Hydrometer | % | | | 29 | 71 | | |
| 0.0042 | HYD-4.2 | Grain size < 0.0042 mm, Hydrometer | % | | | | | | |
| 0.0034 | HYD-3.4 | Grain size < 0.0034 mm, Hydrometer | % | | | | | | |

| | | | | | | | | | |
|---|---|---|---|---|---|---|---|---|---|
| | | | | % pass through | % retained | % pass through | % retained | % pass through | % retained |
| | | | SYS_LOC_CODE | 111 | 111 | 114 | 114 | 115 | 115 |
| | | | DEPTH_INTERVAL | 0 - 2 cm | 0 - 2 cm | 0 - 2 cm | 0 - 2 cm | 0 - 2 cm | 0 - 2 cm |
| | | | SAMPLE_TYPE_CODE | N | N | N | N | N | N |
| | | | SYS_SAMPLE_CODE | S-111-20FSP20-01 | S-111-20FSP20-01 | S-114-20FSP20-01 | S-114-20FSP20-01 | S-115-20FSP20-01 | S-115-20FSP20-01 |
| 0.0094 | HYD-9.4 | Grain size < 0.0094 mm, Hydrometer | % | | | | | | |
| 0.0093 | HYD-9.3 | Grain size < 0.0093 mm, Hydrometer | % | | | | | | |
| 0.0092 | HYD-9.2 | Grain size < 0.0092 mm, Hydrometer | % | | | | | | |
| 0.0091 | HYD-9.1 | Grain size < 0.0091 mm, Hydrometer | % | | | 39 | 61 | | |
| 0.009 | HYD-9.0 | Grain size < 0.0090 mm, Hydrometer | % | | | | | | |
| 0.0089 | HYD-8.9 | Grain size < 0.0089 mm, Hydrometer | % | 46 | 54 | | | | |
| 0.0088 | HYD-8.8 | Grain size < 0.0088 mm, Hydrometer | % | | | | | | |
| 0.0087 | HYD-8.7 | Grain size < 0.0087 mm, Hydrometer | % | | | | | 37 | 63 |
| 0.0086 | HYD-8.6 | Grain size < 0.0086 mm, Hydrometer | % | | | | | | |
| 0.0085 | HYD-8.5 | Grain size < 0.0085 mm, Hydrometer | % | | | | | | |
| 0.0084 | HYD-8.4 | Grain size < 0.0084 mm, Hydrometer | % | | | | | | |
| 0.007 | HYD-7.0 | Grain size < 0.0070 mm, Hydrometer | % | | | | | | |
| 0.0069 | HYD-6.9 | Grain size < 0.0069 mm, Hydrometer | % | | | | | | |
| 0.0068 | HYD-6.8 | Grain size < 0.0068 mm, Hydrometer | % | | | | | | |
| 0.0067 | HYD-6.7 | Grain size < 0.0067 mm, Hydrometer | % | | | | | | |
| 0.0066 | HYD-6.6 | Grain size < 0.0066 mm, Hydrometer | % | | | | | 31 | 69 |
| 0.0065 | HYD-6.5 | Grain size < 0.0065 mm, Hydrometer | % | | | 35 | 65 | | |
| 0.0064 | HYD-6.4 | Grain size < 0.0064 mm, Hydrometer | % | | | | | | |
| 0.0063 | HYD-6.3 | Grain size < 0.0063 mm, Hydrometer | % | | | | | | |
| 0.0062 | HYD-6.2 | Grain size < 0.0062 mm, Hydrometer | % | | | | | | |
| 0.0061 | HYD-6.1 | Grain size < 0.0061 mm, Hydrometer | % | | | | | | |
| 0.006 | HYD-6.0 | Grain size < 0.0060 mm, Hydrometer | % | | | | | | |
| 0.0058 | HYD-5.8 | Grain size < 0.0058 mm, Hydrometer | % | | | | | | |
| 0.0056 | HYD-5.6 | Grain size < 0.0056 mm, Hydrometer | % | | | | | | |
| 0.0055 | HYD-5.5 | Grain size < 0.0055 mm, Hydrometer | % | 35 | 65 | | | | |
| 0.0054 | HYD-5.4 | Grain size < 0.0054 mm, Hydrometer | % | | | | | | |
| 0.0049 | HYD-4.9 | Grain size < 0.0049 mm, Hydrometer | % | | | | | | |
| 0.0048 | HYD-4.8 | Grain size < 0.0048 mm, Hydrometer | % | | | | | | |
| 0.0047 | HYD-4.7 | Grain size < 0.0047 mm, Hydrometer | % | | | 27 | 73 | | |
| 0.0046 | HYD-4.6 | Grain size < 0.0046 mm, Hydrometer | % | 27 | 73 | | | 27 | 73 |
| 0.0045 | HYD-4.5 | Grain size < 0.0045 mm, Hydrometer | % | | | | | | |
| 0.0044 | HYD-4.4 | Grain size < 0.0044 mm, Hydrometer | % | | | | | | |
| 0.0043 | HYD-4.3 | Grain size < 0.0043 mm, Hydrometer | % | | | | | | |
| 0.0042 | HYD-4.2 | Grain size < 0.0042 mm, Hydrometer | % | | | | | | |
| 0.0034 | HYD-3.4 | Grain size < 0.0034 mm, Hydrometer | % | | | | | | |

| | | | | | | | | | |
|---|---|---|---|---|---|---|---|---|---|
| | | | | % pass through | % retained | % pass through | % retained | % pass through | % retained |
| | | | SYS_LOC_CODE | 117 | 117 | 120 | 120 | 121 | 121 |
| | | | DEPTH_INTERVAL | 0 - 2 cm | 0 - 2 cm | 0 - 2 cm | 0 - 2 cm | 0 - 2 cm | 0 - 2 cm |
| | | | SAMPLE_TYPE_CODE | N | N | N | N | N | N |
| | | | SYS_SAMPLE_CODE | S-117-20FSP20-01 | S-117-20FSP20-01 | S-120-20FSP20-01 | S-120-20FSP20-01 | S-121-20FSP20-01 | S-121-20FSP20-01 |
| 0.0094 | HYD-9.4 | Grain size < 0.0094 mm, Hydrometer | % | | | | | | |
| 0.0093 | HYD-9.3 | Grain size < 0.0093 mm, Hydrometer | % | | | | | | |
| 0.0092 | HYD-9.2 | Grain size < 0.0092 mm, Hydrometer | % | | | | | | |
| 0.0091 | HYD-9.1 | Grain size < 0.0091 mm, Hydrometer | % | | | | | | |
| 0.009 | HYD-9.0 | Grain size < 0.0090 mm, Hydrometer | % | | | 44 | 56 | | |
| 0.0089 | HYD-8.9 | Grain size < 0.0089 mm, Hydrometer | % | | | | | 39 | 61 |
| 0.0088 | HYD-8.8 | Grain size < 0.0088 mm, Hydrometer | % | | | | | | |
| 0.0087 | HYD-8.7 | Grain size < 0.0087 mm, Hydrometer | % | | | | | | |
| 0.0086 | HYD-8.6 | Grain size < 0.0086 mm, Hydrometer | % | 45 | 55 | | | | |
| 0.0085 | HYD-8.5 | Grain size < 0.0085 mm, Hydrometer | % | | | | | | |
| 0.0084 | HYD-8.4 | Grain size < 0.0084 mm, Hydrometer | % | | | | | | |
| 0.007 | HYD-7.0 | Grain size < 0.0070 mm, Hydrometer | % | | | | | | |
| 0.0069 | HYD-6.9 | Grain size < 0.0069 mm, Hydrometer | % | | | | | | |
| 0.0068 | HYD-6.8 | Grain size < 0.0068 mm, Hydrometer | % | | | | | | |
| 0.0067 | HYD-6.7 | Grain size < 0.0067 mm, Hydrometer | % | | | | | | |
| 0.0066 | HYD-6.6 | Grain size < 0.0066 mm, Hydrometer | % | | | | | | |
| 0.0065 | HYD-6.5 | Grain size < 0.0065 mm, Hydrometer | % | | | 36 | 64 | | |
| 0.0064 | HYD-6.4 | Grain size < 0.0064 mm, Hydrometer | % | | | | | | |
| 0.0063 | HYD-6.3 | Grain size < 0.0063 mm, Hydrometer | % | | | | | | |
| 0.0062 | HYD-6.2 | Grain size < 0.0062 mm, Hydrometer | % | | | | | | |
| 0.0061 | HYD-6.1 | Grain size < 0.0061 mm, Hydrometer | % | | | | | | |
| 0.006 | HYD-6.0 | Grain size < 0.0060 mm, Hydrometer | % | | | | | | |
| 0.0058 | HYD-5.8 | Grain size < 0.0058 mm, Hydrometer | % | | | | | | |
| 0.0056 | HYD-5.6 | Grain size < 0.0056 mm, Hydrometer | % | | | | | | |
| 0.0055 | HYD-5.5 | Grain size < 0.0055 mm, Hydrometer | % | | | | | 29 | 71 |
| 0.0054 | HYD-5.4 | Grain size < 0.0054 mm, Hydrometer | % | 33 | 67 | | | | |
| 0.0049 | HYD-4.9 | Grain size < 0.0049 mm, Hydrometer | % | | | | | | |
| 0.0048 | HYD-4.8 | Grain size < 0.0048 mm, Hydrometer | % | | | | | | |
| 0.0047 | HYD-4.7 | Grain size < 0.0047 mm, Hydrometer | % | | | | | 25 | 75 |
| 0.0046 | HYD-4.6 | Grain size < 0.0046 mm, Hydrometer | % | 27 | 73 | | | | |
| 0.0045 | HYD-4.5 | Grain size < 0.0045 mm, Hydrometer | % | | | 28 | 72 | | |
| 0.0044 | HYD-4.4 | Grain size < 0.0044 mm, Hydrometer | % | | | | | | |
| 0.0043 | HYD-4.3 | Grain size < 0.0043 mm, Hydrometer | % | | | | | | |
| 0.0042 | HYD-4.2 | Grain size < 0.0042 mm, Hydrometer | % | | | | | | |
| 0.0034 | HYD-3.4 | Grain size < 0.0034 mm, Hydrometer | % | | | | | | |

| | | | | | | | | | |
|---|---|---|---|---|---|---|---|---|---|
| | | | | % pass through | % retained | % pass through | % retained | % pass through | % retained |
| | | | SYS_LOC_CODE | 123 | 123 | 123 | 123 | 125 | 125 |
| | | | DEPTH_INTERVAL | 0 - 2 cm | 0 - 2 cm | 0 - 2 cm | 0 - 2 cm | 0 - 2 cm | 0 - 2 cm |
| | | | SAMPLE_TYPE_CODE | N | N | FD | FD | N | N |
| | | | SYS_SAMPLE_CODE | S-123-20FSP20-01 | S-123-20FSP20-01 | S-123-20FSP20-01-REP | S-123-20FSP20-01-REP | S-125-20FSP20-01 | S-125-20FSP20-01 |
| 0.0094 | HYD-9.4 | Grain size < 0.0094 mm, Hydrometer | % | | | | | | |
| 0.0093 | HYD-9.3 | Grain size < 0.0093 mm, Hydrometer | % | | | | | | |
| 0.0092 | HYD-9.2 | Grain size < 0.0092 mm, Hydrometer | % | | | | | | |
| 0.0091 | HYD-9.1 | Grain size < 0.0091 mm, Hydrometer | % | | | | | 60 | 40 |
| 0.009 | HYD-9.0 | Grain size < 0.0090 mm, Hydrometer | % | | | | | | |
| 0.0089 | HYD-8.9 | Grain size < 0.0089 mm, Hydrometer | % | | | 44 | 56 | | |
| 0.0088 | HYD-8.8 | Grain size < 0.0088 mm, Hydrometer | % | | | | | | |
| 0.0087 | HYD-8.7 | Grain size < 0.0087 mm, Hydrometer | % | 44 | 56 | | | | |
| 0.0086 | HYD-8.6 | Grain size < 0.0086 mm, Hydrometer | % | | | | | | |
| 0.0085 | HYD-8.5 | Grain size < 0.0085 mm, Hydrometer | % | | | | | | |
| 0.0084 | HYD-8.4 | Grain size < 0.0084 mm, Hydrometer | % | | | | | | |
| 0.007 | HYD-7.0 | Grain size < 0.0070 mm, Hydrometer | % | | | | | | |
| 0.0069 | HYD-6.9 | Grain size < 0.0069 mm, Hydrometer | % | | | | | | |
| 0.0068 | HYD-6.8 | Grain size < 0.0068 mm, Hydrometer | % | | | | | | |
| 0.0067 | HYD-6.7 | Grain size < 0.0067 mm, Hydrometer | % | | | | | | |
| 0.0066 | HYD-6.6 | Grain size < 0.0066 mm, Hydrometer | % | | | | | 46 | 54 |
| 0.0065 | HYD-6.5 | Grain size < 0.0065 mm, Hydrometer | % | 33 | 67 | 37 | 63 | | |
| 0.0064 | HYD-6.4 | Grain size < 0.0064 mm, Hydrometer | % | | | | | | |
| 0.0063 | HYD-6.3 | Grain size < 0.0063 mm, Hydrometer | % | | | | | | |
| 0.0062 | HYD-6.2 | Grain size < 0.0062 mm, Hydrometer | % | | | | | | |
| 0.0061 | HYD-6.1 | Grain size < 0.0061 mm, Hydrometer | % | | | | | | |
| 0.006 | HYD-6.0 | Grain size < 0.0060 mm, Hydrometer | % | | | | | | |
| 0.0058 | HYD-5.8 | Grain size < 0.0058 mm, Hydrometer | % | | | | | | |
| 0.0056 | HYD-5.6 | Grain size < 0.0056 mm, Hydrometer | % | | | | | | |
| 0.0055 | HYD-5.5 | Grain size < 0.0055 mm, Hydrometer | % | | | | | | |
| 0.0054 | HYD-5.4 | Grain size < 0.0054 mm, Hydrometer | % | | | | | | |
| 0.0049 | HYD-4.9 | Grain size < 0.0049 mm, Hydrometer | % | | | | | | |
| 0.0048 | HYD-4.8 | Grain size < 0.0048 mm, Hydrometer | % | | | | | | |
| 0.0047 | HYD-4.7 | Grain size < 0.0047 mm, Hydrometer | % | | | | | | |
| 0.0046 | HYD-4.6 | Grain size < 0.0046 mm, Hydrometer | % | | | 29 | 71 | 40 | 60 |
| 0.0045 | HYD-4.5 | Grain size < 0.0045 mm, Hydrometer | % | | | | | | |
| 0.0044 | HYD-4.4 | Grain size < 0.0044 mm, Hydrometer | % | | | | | | |
| 0.0043 | HYD-4.3 | Grain size < 0.0043 mm, Hydrometer | % | | | | | | |
| 0.0042 | HYD-4.2 | Grain size < 0.0042 mm, Hydrometer | % | 30 | 70 | | | | |
| 0.0034 | HYD-3.4 | Grain size < 0.0034 mm, Hydrometer | % | | | | | 33 | 67 |

| | | | | | | | | | |
|---|---|---|---|---|---|---|---|---|---|
| | | | | % pass through | % retained | % pass through | % retained | % pass through | % retained |
| | | | SYS_LOC_CODE | 126 | 126 | 128 | 128 | 130 | 130 |
| | | | DEPTH_INTERVAL | 0 - 2 cm | 0 - 2 cm | 0 - 2 cm | 0 - 2 cm | 0 - 2 cm | 0 - 2 cm |
| | | | SAMPLE_TYPE_CODE | N | N | N | N | N | N |
| | | | SYS_SAMPLE_CODE | S-126-20FSP20-01 | S-126-20FSP20-01 | S-128-20FSP20-01 | S-128-20FSP20-01 | S-130-20FSP20-01 | S-130-20FSP20-01 |
| 0.0094 | HYD-9.4 | Grain size < 0.0094 mm, Hydrometer | % | | | | | | |
| 0.0093 | HYD-9.3 | Grain size < 0.0093 mm, Hydrometer | % | | | | | | |
| 0.0092 | HYD-9.2 | Grain size < 0.0092 mm, Hydrometer | % | | | | | | |
| 0.0091 | HYD-9.1 | Grain size < 0.0091 mm, Hydrometer | % | | | | | 51 | 49 |
| 0.009 | HYD-9.0 | Grain size < 0.0090 mm, Hydrometer | % | | | | | | |
| 0.0089 | HYD-8.9 | Grain size < 0.0089 mm, Hydrometer | % | | | 42 | 58 | | |
| 0.0088 | HYD-8.8 | Grain size < 0.0088 mm, Hydrometer | % | | | | | | |
| 0.0087 | HYD-8.7 | Grain size < 0.0087 mm, Hydrometer | % | | | | | | |
| 0.0086 | HYD-8.6 | Grain size < 0.0086 mm, Hydrometer | % | | | | | | |
| 0.0085 | HYD-8.5 | Grain size < 0.0085 mm, Hydrometer | % | | | | | | |
| 0.0084 | HYD-8.4 | Grain size < 0.0084 mm, Hydrometer | % | | | | | | |
| 0.007 | HYD-7.0 | Grain size < 0.0070 mm, Hydrometer | % | | | | | | |
| 0.0069 | HYD-6.9 | Grain size < 0.0069 mm, Hydrometer | % | | | | | | |
| 0.0068 | HYD-6.8 | Grain size < 0.0068 mm, Hydrometer | % | 1 | 99 | | | | |
| 0.0067 | HYD-6.7 | Grain size < 0.0067 mm, Hydrometer | % | | | | | 38 | 62 |
| 0.0066 | HYD-6.6 | Grain size < 0.0066 mm, Hydrometer | % | | | | | | |
| 0.0065 | HYD-6.5 | Grain size < 0.0065 mm, Hydrometer | % | | | 31 | 69 | | |
| 0.0064 | HYD-6.4 | Grain size < 0.0064 mm, Hydrometer | % | | | | | | |
| 0.0063 | HYD-6.3 | Grain size < 0.0063 mm, Hydrometer | % | | | | | | |
| 0.0062 | HYD-6.2 | Grain size < 0.0062 mm, Hydrometer | % | | | | | | |
| 0.0061 | HYD-6.1 | Grain size < 0.0061 mm, Hydrometer | % | | | | | | |
| 0.006 | HYD-6.0 | Grain size < 0.0060 mm, Hydrometer | % | | | | | | |
| 0.0058 | HYD-5.8 | Grain size < 0.0058 mm, Hydrometer | % | | | | | | |
| 0.0056 | HYD-5.6 | Grain size < 0.0056 mm, Hydrometer | % | | | | | | |
| 0.0055 | HYD-5.5 | Grain size < 0.0055 mm, Hydrometer | % | | | | | | |
| 0.0054 | HYD-5.4 | Grain size < 0.0054 mm, Hydrometer | % | | | | | | |
| 0.0049 | HYD-4.9 | Grain size < 0.0049 mm, Hydrometer | % | 1 | 99 | | | | |
| 0.0048 | HYD-4.8 | Grain size < 0.0048 mm, Hydrometer | % | | | | | | |
| 0.0047 | HYD-4.7 | Grain size < 0.0047 mm, Hydrometer | % | | | 28 | 72 | 32 | 68 |
| 0.0046 | HYD-4.6 | Grain size < 0.0046 mm, Hydrometer | % | | | | | | |
| 0.0045 | HYD-4.5 | Grain size < 0.0045 mm, Hydrometer | % | | | | | | |
| 0.0044 | HYD-4.4 | Grain size < 0.0044 mm, Hydrometer | % | | | | | | |
| 0.0043 | HYD-4.3 | Grain size < 0.0043 mm, Hydrometer | % | | | | | | |
| 0.0042 | HYD-4.2 | Grain size < 0.0042 mm, Hydrometer | % | | | | | | |
| 0.0034 | HYD-3.4 | Grain size < 0.0034 mm, Hydrometer | % | 1 | 99 | | | | |

| | | | | | | | | | |
|---|---|---|---|---|---|---|---|---|---|
| | | | | % pass through | % retained | % pass through | % retained | % pass through | % retained |
| | | | SYS_LOC_CODE | 131 | 131 | 134 | 134 | 135 | 135 |
| | | | DEPTH_INTERVAL | 0 - 2 cm | 0 - 2 cm | 0 - 2 cm | 0 - 2 cm | 0 - 2 cm | 0 - 2 cm |
| | | | SAMPLE_TYPE_CODE | N | N | N | N | N | N |
| | | | SYS_SAMPLE_CODE | S-131-20FSP20-01 | S-131-20FSP20-01 | S-134-20FSP20-01 | S-134-20FSP20-01 | S-135-20FSP20-01 | S-135-20FSP20-01 |
| 0.0094 | HYD-9.4 | Grain size < 0.0094 mm, Hydrometer | % | | | | | | |
| 0.0093 | HYD-9.3 | Grain size < 0.0093 mm, Hydrometer | % | | | | | | |
| 0.0092 | HYD-9.2 | Grain size < 0.0092 mm, Hydrometer | % | | | | | | |
| 0.0091 | HYD-9.1 | Grain size < 0.0091 mm, Hydrometer | % | | | | | | |
| 0.009 | HYD-9.0 | Grain size < 0.0090 mm, Hydrometer | % | | | 46 | 54 | | |
| 0.0089 | HYD-8.9 | Grain size < 0.0089 mm, Hydrometer | % | 43 | 57 | | | | |
| 0.0088 | HYD-8.8 | Grain size < 0.0088 mm, Hydrometer | % | | | | | | |
| 0.0087 | HYD-8.7 | Grain size < 0.0087 mm, Hydrometer | % | | | | | | |
| 0.0086 | HYD-8.6 | Grain size < 0.0086 mm, Hydrometer | % | | | | | | |
| 0.0085 | HYD-8.5 | Grain size < 0.0085 mm, Hydrometer | % | | | | | | |
| 0.0084 | HYD-8.4 | Grain size < 0.0084 mm, Hydrometer | % | | | | | | |
| 0.007 | HYD-7.0 | Grain size < 0.0070 mm, Hydrometer | % | | | | | | |
| 0.0069 | HYD-6.9 | Grain size < 0.0069 mm, Hydrometer | % | | | | | 0 | 100 |
| 0.0068 | HYD-6.8 | Grain size < 0.0068 mm, Hydrometer | % | | | | | | |
| 0.0067 | HYD-6.7 | Grain size < 0.0067 mm, Hydrometer | % | | | | | | |
| 0.0066 | HYD-6.6 | Grain size < 0.0066 mm, Hydrometer | % | | | | | | |
| 0.0065 | HYD-6.5 | Grain size < 0.0065 mm, Hydrometer | % | | | 36 | 64 | | |
| 0.0064 | HYD-6.4 | Grain size < 0.0064 mm, Hydrometer | % | 36 | 64 | | | | |
| 0.0063 | HYD-6.3 | Grain size < 0.0063 mm, Hydrometer | % | | | | | | |
| 0.0062 | HYD-6.2 | Grain size < 0.0062 mm, Hydrometer | % | | | | | | |
| 0.0061 | HYD-6.1 | Grain size < 0.0061 mm, Hydrometer | % | | | | | | |
| 0.006 | HYD-6.0 | Grain size < 0.0060 mm, Hydrometer | % | | | | | | |
| 0.0058 | HYD-5.8 | Grain size < 0.0058 mm, Hydrometer | % | | | | | | |
| 0.0056 | HYD-5.6 | Grain size < 0.0056 mm, Hydrometer | % | | | | | | |
| 0.0055 | HYD-5.5 | Grain size < 0.0055 mm, Hydrometer | % | | | | | | |
| 0.0054 | HYD-5.4 | Grain size < 0.0054 mm, Hydrometer | % | | | | | | |
| 0.0049 | HYD-4.9 | Grain size < 0.0049 mm, Hydrometer | % | | | | | | |
| 0.0048 | HYD-4.8 | Grain size < 0.0048 mm, Hydrometer | % | | | | | 0 | 100 |
| 0.0047 | HYD-4.7 | Grain size < 0.0047 mm, Hydrometer | % | | | | | | |
| 0.0046 | HYD-4.6 | Grain size < 0.0046 mm, Hydrometer | % | 29 | 71 | 29 | 71 | | |
| 0.0045 | HYD-4.5 | Grain size < 0.0045 mm, Hydrometer | % | | | | | | |
| 0.0044 | HYD-4.4 | Grain size < 0.0044 mm, Hydrometer | % | | | | | | |
| 0.0043 | HYD-4.3 | Grain size < 0.0043 mm, Hydrometer | % | | | | | | |
| 0.0042 | HYD-4.2 | Grain size < 0.0042 mm, Hydrometer | % | | | | | | |
| 0.0034 | HYD-3.4 | Grain size < 0.0034 mm, Hydrometer | % | | | | | 0 | 100 |

| | | | | % pass through | % retained | % pass through | % retained | % pass through | % retained |
|---|---|---|---|---|---|---|---|---|---|
| | | | SYS_LOC_CODE | 138 | 138 | 139 | 139 | 140 | 140 |
| | | | DEPTH_INTERVAL | 0 - 2 cm | 0 - 2 cm | 0 - 2 cm | 0 - 2 cm | 0 - 2 cm | 0 - 2 cm |
| | | | SAMPLE_TYPE_CODE | N | N | N | N | N | N |
| | | | SYS_SAMPLE_CODE | S-138-20FSP20-01 | S-138-20FSP20-01 | S-139-20FSP20-01 | S-139-20FSP20-01 | S-140-20FSP20-01 | S-140-20FSP20-01 |
| 0.0094 | HYD-9.4 | Grain size < 0.0094 mm, Hydrometer | % | | | | | | |
| 0.0093 | HYD-9.3 | Grain size < 0.0093 mm, Hydrometer | % | | | | | | |
| 0.0092 | HYD-9.2 | Grain size < 0.0092 mm, Hydrometer | % | | | | | | |
| 0.0091 | HYD-9.1 | Grain size < 0.0091 mm, Hydrometer | % | 49 | 51 | | | | |
| 0.009 | HYD-9.0 | Grain size < 0.0090 mm, Hydrometer | % | | | 13 | 87 | | |
| 0.0089 | HYD-8.9 | Grain size < 0.0089 mm, Hydrometer | % | | | | | | |
| 0.0088 | HYD-8.8 | Grain size < 0.0088 mm, Hydrometer | % | | | | | | |
| 0.0087 | HYD-8.7 | Grain size < 0.0087 mm, Hydrometer | % | | | | | | |
| 0.0086 | HYD-8.6 | Grain size < 0.0086 mm, Hydrometer | % | | | | | | |
| 0.0085 | HYD-8.5 | Grain size < 0.0085 mm, Hydrometer | % | | | | | | |
| 0.0084 | HYD-8.4 | Grain size < 0.0084 mm, Hydrometer | % | | | | | 44 | 56 |
| 0.007 | HYD-7.0 | Grain size < 0.0070 mm, Hydrometer | % | | | | | | |
| 0.0069 | HYD-6.9 | Grain size < 0.0069 mm, Hydrometer | % | | | | | | |
| 0.0068 | HYD-6.8 | Grain size < 0.0068 mm, Hydrometer | % | | | | | | |
| 0.0067 | HYD-6.7 | Grain size < 0.0067 mm, Hydrometer | % | | | 10 | 90 | | |
| 0.0066 | HYD-6.6 | Grain size < 0.0066 mm, Hydrometer | % | | | | | | |
| 0.0065 | HYD-6.5 | Grain size < 0.0065 mm, Hydrometer | % | 37 | 63 | | | | |
| 0.0064 | HYD-6.4 | Grain size < 0.0064 mm, Hydrometer | % | | | | | | |
| 0.0063 | HYD-6.3 | Grain size < 0.0063 mm, Hydrometer | % | | | | | | |
| 0.0062 | HYD-6.2 | Grain size < 0.0062 mm, Hydrometer | % | | | | | | |
| 0.0061 | HYD-6.1 | Grain size < 0.0061 mm, Hydrometer | % | | | | | | |
| 0.006 | HYD-6.0 | Grain size < 0.0060 mm, Hydrometer | % | | | | | | |
| 0.0058 | HYD-5.8 | Grain size < 0.0058 mm, Hydrometer | % | | | | | | |
| 0.0056 | HYD-5.6 | Grain size < 0.0056 mm, Hydrometer | % | | | | | | |
| 0.0055 | HYD-5.5 | Grain size < 0.0055 mm, Hydrometer | % | | | | | | |
| 0.0054 | HYD-5.4 | Grain size < 0.0054 mm, Hydrometer | % | | | | | 35 | 65 |
| 0.0049 | HYD-4.9 | Grain size < 0.0049 mm, Hydrometer | % | | | | | | |
| 0.0048 | HYD-4.8 | Grain size < 0.0048 mm, Hydrometer | % | | | 8 | 92 | | |
| 0.0047 | HYD-4.7 | Grain size < 0.0047 mm, Hydrometer | % | 33 | 67 | | | | |
| 0.0046 | HYD-4.6 | Grain size < 0.0046 mm, Hydrometer | % | | | | | | |
| 0.0045 | HYD-4.5 | Grain size < 0.0045 mm, Hydrometer | % | | | | | 32 | 68 |
| 0.0044 | HYD-4.4 | Grain size < 0.0044 mm, Hydrometer | % | | | | | | |
| 0.0043 | HYD-4.3 | Grain size < 0.0043 mm, Hydrometer | % | | | | | | |
| 0.0042 | HYD-4.2 | Grain size < 0.0042 mm, Hydrometer | % | | | | | | |
| 0.0034 | HYD-3.4 | Grain size < 0.0034 mm, Hydrometer | % | | | | | | |

| | | | | | | | | | |
|---|---|---|---|---|---|---|---|---|---|
| | | | | % pass through | % retained | % pass through | % retained | % pass through | % retained |
| | | | SYS_LOC_CODE | 146 | 146 | 147 | 147 | 150 | 150 |
| | | | DEPTH_INTERVAL | 0 - 2 cm | 0 - 2 cm | 0 - 2 cm | 0 - 2 cm | 0 - 2 cm | 0 - 2 cm |
| | | | SAMPLE_TYPE_CODE | N | N | N | N | N | N |
| | | | SYS_SAMPLE_CODE | S-146-20FSP20-01 | S-146-20FSP20-01 | S-147-20FSP20-01 | S-147-20FSP20-01 | S-150-20FSP20-01 | S-150-20FSP20-01 |
| 0.0094 | HYD-9.4 | Grain size < 0.0094 mm, Hydrometer | % | | | | | | |
| 0.0093 | HYD-9.3 | Grain size < 0.0093 mm, Hydrometer | % | | | | | | |
| 0.0092 | HYD-9.2 | Grain size < 0.0092 mm, Hydrometer | % | | | | | | |
| 0.0091 | HYD-9.1 | Grain size < 0.0091 mm, Hydrometer | % | | | | | | |
| 0.009 | HYD-9.0 | Grain size < 0.0090 mm, Hydrometer | % | | | | | | |
| 0.0089 | HYD-8.9 | Grain size < 0.0089 mm, Hydrometer | % | | | | | | |
| 0.0088 | HYD-8.8 | Grain size < 0.0088 mm, Hydrometer | % | 26 | 74 | | | | |
| 0.0087 | HYD-8.7 | Grain size < 0.0087 mm, Hydrometer | % | | | | | | |
| 0.0086 | HYD-8.6 | Grain size < 0.0086 mm, Hydrometer | % | | | | | | |
| 0.0085 | HYD-8.5 | Grain size < 0.0085 mm, Hydrometer | % | | | | | 37 | 63 |
| 0.0084 | HYD-8.4 | Grain size < 0.0084 mm, Hydrometer | % | | | | | | |
| 0.007 | HYD-7.0 | Grain size < 0.0070 mm, Hydrometer | % | | | | | | |
| 0.0069 | HYD-6.9 | Grain size < 0.0069 mm, Hydrometer | % | | | | | | |
| 0.0068 | HYD-6.8 | Grain size < 0.0068 mm, Hydrometer | % | | | | | | |
| 0.0067 | HYD-6.7 | Grain size < 0.0067 mm, Hydrometer | % | | | 8 | 92 | | |
| 0.0066 | HYD-6.6 | Grain size < 0.0066 mm, Hydrometer | % | | | | | 33 | 67 |
| 0.0065 | HYD-6.5 | Grain size < 0.0065 mm, Hydrometer | % | | | | | | |
| 0.0064 | HYD-6.4 | Grain size < 0.0064 mm, Hydrometer | % | | | | | | |
| 0.0063 | HYD-6.3 | Grain size < 0.0063 mm, Hydrometer | % | | | | | | |
| 0.0062 | HYD-6.2 | Grain size < 0.0062 mm, Hydrometer | % | | | | | | |
| 0.0061 | HYD-6.1 | Grain size < 0.0061 mm, Hydrometer | % | | | | | | |
| 0.006 | HYD-6.0 | Grain size < 0.0060 mm, Hydrometer | % | | | | | | |
| 0.0058 | HYD-5.8 | Grain size < 0.0058 mm, Hydrometer | % | | | | | | |
| 0.0056 | HYD-5.6 | Grain size < 0.0056 mm, Hydrometer | % | | | | | | |
| 0.0055 | HYD-5.5 | Grain size < 0.0055 mm, Hydrometer | % | | | | | | |
| 0.0054 | HYD-5.4 | Grain size < 0.0054 mm, Hydrometer | % | 21 | 79 | | | | |
| 0.0049 | HYD-4.9 | Grain size < 0.0049 mm, Hydrometer | % | | | | | | |
| 0.0048 | HYD-4.8 | Grain size < 0.0048 mm, Hydrometer | % | | | 5 | 95 | | |
| 0.0047 | HYD-4.7 | Grain size < 0.0047 mm, Hydrometer | % | | | | | | |
| 0.0046 | HYD-4.6 | Grain size < 0.0046 mm, Hydrometer | % | | | | | 28 | 72 |
| 0.0045 | HYD-4.5 | Grain size < 0.0045 mm, Hydrometer | % | 17 | 83 | | | | |
| 0.0044 | HYD-4.4 | Grain size < 0.0044 mm, Hydrometer | % | | | | | | |
| 0.0043 | HYD-4.3 | Grain size < 0.0043 mm, Hydrometer | % | | | | | | |
| 0.0042 | HYD-4.2 | Grain size < 0.0042 mm, Hydrometer | % | | | | | | |
| 0.0034 | HYD-3.4 | Grain size < 0.0034 mm, Hydrometer | % | | | 3 | 97 | | |

| | | | | % pass through | % retained | % pass through | % retained | % pass through | % retained |
|---|---|---|---|---|---|---|---|---|---|
| | | | SYS_LOC_CODE | 151 | 151 | 152 | 152 | 154 | 154 |
| | | | DEPTH_INTERVAL | 0 - 2 cm | 0 - 2 cm | 0 - 2 cm | 0 - 2 cm | 0 - 2 cm | 0 - 2 cm |
| | | | SAMPLE_TYPE_CODE | N | N | N | N | N | N |
| | | | SYS_SAMPLE_CODE | S-151-20FSP20-01 | S-151-20FSP20-01 | S-152-20FSP20-01 | S-152-20FSP20-01 | S-154-20FSP20-01 | S-154-20FSP20-01 |
| 0.0094 | HYD-9.4 | Grain size < 0.0094 mm, Hydrometer | % | | | | | | |
| 0.0093 | HYD-9.3 | Grain size < 0.0093 mm, Hydrometer | % | | | 24 | 76 | | |
| 0.0092 | HYD-9.2 | Grain size < 0.0092 mm, Hydrometer | % | | | | | 15 | 85 |
| 0.0091 | HYD-9.1 | Grain size < 0.0091 mm, Hydrometer | % | | | | | | |
| 0.009 | HYD-9.0 | Grain size < 0.0090 mm, Hydrometer | % | | | | | | |
| 0.0089 | HYD-8.9 | Grain size < 0.0089 mm, Hydrometer | % | | | | | | |
| 0.0088 | HYD-8.8 | Grain size < 0.0088 mm, Hydrometer | % | | | | | | |
| 0.0087 | HYD-8.7 | Grain size < 0.0087 mm, Hydrometer | % | | | | | | |
| 0.0086 | HYD-8.6 | Grain size < 0.0086 mm, Hydrometer | % | | | | | | |
| 0.0085 | HYD-8.5 | Grain size < 0.0085 mm, Hydrometer | % | | | | | | |
| 0.0084 | HYD-8.4 | Grain size < 0.0084 mm, Hydrometer | % | | | | | | |
| 0.007 | HYD-7.0 | Grain size < 0.0070 mm, Hydrometer | % | | | | | | |
| 0.0069 | HYD-6.9 | Grain size < 0.0069 mm, Hydrometer | % | | | | | | |
| 0.0068 | HYD-6.8 | Grain size < 0.0068 mm, Hydrometer | % | | | | | | |
| 0.0067 | HYD-6.7 | Grain size < 0.0067 mm, Hydrometer | % | | | | | | |
| 0.0066 | HYD-6.6 | Grain size < 0.0066 mm, Hydrometer | % | | | | | 13 | 87 |
| 0.0065 | HYD-6.5 | Grain size < 0.0065 mm, Hydrometer | % | | | | | | |
| 0.0064 | HYD-6.4 | Grain size < 0.0064 mm, Hydrometer | % | | | | | | |
| 0.0063 | HYD-6.3 | Grain size < 0.0063 mm, Hydrometer | % | 6 | 94 | 20 | 80 | | |
| 0.0062 | HYD-6.2 | Grain size < 0.0062 mm, Hydrometer | % | | | | | | |
| 0.0061 | HYD-6.1 | Grain size < 0.0061 mm, Hydrometer | % | | | | | | |
| 0.006 | HYD-6.0 | Grain size < 0.0060 mm, Hydrometer | % | | | | | | |
| 0.0058 | HYD-5.8 | Grain size < 0.0058 mm, Hydrometer | % | | | | | | |
| 0.0056 | HYD-5.6 | Grain size < 0.0056 mm, Hydrometer | % | | | | | | |
| 0.0055 | HYD-5.5 | Grain size < 0.0055 mm, Hydrometer | % | | | | | | |
| 0.0054 | HYD-5.4 | Grain size < 0.0054 mm, Hydrometer | % | | | | | | |
| 0.0049 | HYD-4.9 | Grain size < 0.0049 mm, Hydrometer | % | | | | | | |
| 0.0048 | HYD-4.8 | Grain size < 0.0048 mm, Hydrometer | % | 4 | 96 | 17 | 83 | | |
| 0.0047 | HYD-4.7 | Grain size < 0.0047 mm, Hydrometer | % | | | | | 11 | 89 |
| 0.0046 | HYD-4.6 | Grain size < 0.0046 mm, Hydrometer | % | | | | | | |
| 0.0045 | HYD-4.5 | Grain size < 0.0045 mm, Hydrometer | % | | | | | | |
| 0.0044 | HYD-4.4 | Grain size < 0.0044 mm, Hydrometer | % | | | | | | |
| 0.0043 | HYD-4.3 | Grain size < 0.0043 mm, Hydrometer | % | | | | | | |
| 0.0042 | HYD-4.2 | Grain size < 0.0042 mm, Hydrometer | % | | | | | | |
| 0.0034 | HYD-3.4 | Grain size < 0.0034 mm, Hydrometer | % | 2 | 98 | 13 | 87 | 8 | 92 |

| | | | | | | | | | |
|---|---|---|---|---|---|---|---|---|---|
| | | | | % pass through | % retained | % pass through | % retained | % pass through | % retained |
| | | | SYS_LOC_CODE | 155 | 155 | 202 | 202 | 204 | 204 |
| | | | DEPTH_INTERVAL | 0 - 2 cm | 0 - 2 cm | 0 - 2 cm | 0 - 2 cm | 0 - 2 cm | 0 - 2 cm |
| | | | SAMPLE_TYPE_CODE | N | N | N | N | N | N |
| | | | SYS_SAMPLE_CODE | S-155-20FSP20-01 | S-155-20FSP20-01 | S-202-20FSP20-01 | S-202-20FSP20-01 | S-204-20FSP20-01 | S-204-20FSP20-01 |
| 0.0094 | HYD-9.4 | Grain size < 0.0094 mm, Hydrometer | % | | | | | | |
| 0.0093 | HYD-9.3 | Grain size < 0.0093 mm, Hydrometer | % | | | | | | |
| 0.0092 | HYD-9.2 | Grain size < 0.0092 mm, Hydrometer | % | | | | | | |
| 0.0091 | HYD-9.1 | Grain size < 0.0091 mm, Hydrometer | % | | | | | 33 | 67 |
| 0.009 | HYD-9.0 | Grain size < 0.0090 mm, Hydrometer | % | | | | | | |
| 0.0089 | HYD-8.9 | Grain size < 0.0089 mm, Hydrometer | % | | | | | | |
| 0.0088 | HYD-8.8 | Grain size < 0.0088 mm, Hydrometer | % | | | | | | |
| 0.0087 | HYD-8.7 | Grain size < 0.0087 mm, Hydrometer | % | | | | | | |
| 0.0086 | HYD-8.6 | Grain size < 0.0086 mm, Hydrometer | % | | | | | | |
| 0.0085 | HYD-8.5 | Grain size < 0.0085 mm, Hydrometer | % | | | | | | |
| 0.0084 | HYD-8.4 | Grain size < 0.0084 mm, Hydrometer | % | | | | | | |
| 0.007 | HYD-7.0 | Grain size < 0.0070 mm, Hydrometer | % | | | | | | |
| 0.0069 | HYD-6.9 | Grain size < 0.0069 mm, Hydrometer | % | | | | | | |
| 0.0068 | HYD-6.8 | Grain size < 0.0068 mm, Hydrometer | % | 2 | 98 | 5 | 95 | | |
| 0.0067 | HYD-6.7 | Grain size < 0.0067 mm, Hydrometer | % | | | | | | |
| 0.0066 | HYD-6.6 | Grain size < 0.0066 mm, Hydrometer | % | | | | | | |
| 0.0065 | HYD-6.5 | Grain size < 0.0065 mm, Hydrometer | % | | | | | 24 | 76 |
| 0.0064 | HYD-6.4 | Grain size < 0.0064 mm, Hydrometer | % | | | | | | |
| 0.0063 | HYD-6.3 | Grain size < 0.0063 mm, Hydrometer | % | | | | | | |
| 0.0062 | HYD-6.2 | Grain size < 0.0062 mm, Hydrometer | % | | | | | | |
| 0.0061 | HYD-6.1 | Grain size < 0.0061 mm, Hydrometer | % | | | | | | |
| 0.006 | HYD-6.0 | Grain size < 0.0060 mm, Hydrometer | % | | | | | | |
| 0.0058 | HYD-5.8 | Grain size < 0.0058 mm, Hydrometer | % | | | | | | |
| 0.0056 | HYD-5.6 | Grain size < 0.0056 mm, Hydrometer | % | | | | | | |
| 0.0055 | HYD-5.5 | Grain size < 0.0055 mm, Hydrometer | % | | | | | | |
| 0.0054 | HYD-5.4 | Grain size < 0.0054 mm, Hydrometer | % | | | | | | |
| 0.0049 | HYD-4.9 | Grain size < 0.0049 mm, Hydrometer | % | | | | | | |
| 0.0048 | HYD-4.8 | Grain size < 0.0048 mm, Hydrometer | % | | | 2 | 98 | 19 | 81 |
| 0.0047 | HYD-4.7 | Grain size < 0.0047 mm, Hydrometer | % | 2 | 98 | | | | |
| 0.0046 | HYD-4.6 | Grain size < 0.0046 mm, Hydrometer | % | | | | | | |
| 0.0045 | HYD-4.5 | Grain size < 0.0045 mm, Hydrometer | % | | | | | | |
| 0.0044 | HYD-4.4 | Grain size < 0.0044 mm, Hydrometer | % | | | | | | |
| 0.0043 | HYD-4.3 | Grain size < 0.0043 mm, Hydrometer | % | | | | | | |
| 0.0042 | HYD-4.2 | Grain size < 0.0042 mm, Hydrometer | % | | | | | | |
| 0.0034 | HYD-3.4 | Grain size < 0.0034 mm, Hydrometer | % | 2 | 98 | | | 14 | 86 |

| | | | | | | | | | |
|---|---|---|---|---|---|---|---|---|---|
| | | | | % pass through | % retained | % pass through | % retained | % pass through | % retained |
| | | | SYS_LOC_CODE | 207 | 207 | 208 | 208 | 211 | 211 |
| | | | DEPTH_INTERVAL | 0 - 2 cm | 0 - 2 cm | 0 - 2 cm | 0 - 2 cm | 0 - 2 cm | 0 - 2 cm |
| | | | SAMPLE_TYPE_CODE | N | N | N | N | N | N |
| | | | SYS_SAMPLE_CODE | S-207-20FSP20-01 | S-207-20FSP20-01 | S-208-20FSP20-01 | S-208-20FSP20-01 | S-211-20FSP20-01 | S-211-20FSP20-01 |
| 0.0094 | HYD-9.4 | Grain size < 0.0094 mm, Hydrometer | % | | | | | | |
| 0.0093 | HYD-9.3 | Grain size < 0.0093 mm, Hydrometer | % | | | | | | |
| 0.0092 | HYD-9.2 | Grain size < 0.0092 mm, Hydrometer | % | | | | | | |
| 0.0091 | HYD-9.1 | Grain size < 0.0091 mm, Hydrometer | % | 14 | 86 | | | 33 | 67 |
| 0.009 | HYD-9.0 | Grain size < 0.0090 mm, Hydrometer | % | | | | | | |
| 0.0089 | HYD-8.9 | Grain size < 0.0089 mm, Hydrometer | % | | | | | | |
| 0.0088 | HYD-8.8 | Grain size < 0.0088 mm, Hydrometer | % | | | | | | |
| 0.0087 | HYD-8.7 | Grain size < 0.0087 mm, Hydrometer | % | | | | | | |
| 0.0086 | HYD-8.6 | Grain size < 0.0086 mm, Hydrometer | % | | | | | | |
| 0.0085 | HYD-8.5 | Grain size < 0.0085 mm, Hydrometer | % | | | | | | |
| 0.0084 | HYD-8.4 | Grain size < 0.0084 mm, Hydrometer | % | | | | | | |
| 0.007 | HYD-7.0 | Grain size < 0.0070 mm, Hydrometer | % | | | | | | |
| 0.0069 | HYD-6.9 | Grain size < 0.0069 mm, Hydrometer | % | | | | | | |
| 0.0068 | HYD-6.8 | Grain size < 0.0068 mm, Hydrometer | % | | | 5 | 95 | | |
| 0.0067 | HYD-6.7 | Grain size < 0.0067 mm, Hydrometer | % | 11 | 89 | | | | |
| 0.0066 | HYD-6.6 | Grain size < 0.0066 mm, Hydrometer | % | | | | | | |
| 0.0065 | HYD-6.5 | Grain size < 0.0065 mm, Hydrometer | % | | | | | | |
| 0.0064 | HYD-6.4 | Grain size < 0.0064 mm, Hydrometer | % | | | | | 27 | 73 |
| 0.0063 | HYD-6.3 | Grain size < 0.0063 mm, Hydrometer | % | | | | | | |
| 0.0062 | HYD-6.2 | Grain size < 0.0062 mm, Hydrometer | % | | | | | | |
| 0.0061 | HYD-6.1 | Grain size < 0.0061 mm, Hydrometer | % | | | | | | |
| 0.006 | HYD-6.0 | Grain size < 0.0060 mm, Hydrometer | % | | | | | | |
| 0.0058 | HYD-5.8 | Grain size < 0.0058 mm, Hydrometer | % | | | | | | |
| 0.0056 | HYD-5.6 | Grain size < 0.0056 mm, Hydrometer | % | | | | | | |
| 0.0055 | HYD-5.5 | Grain size < 0.0055 mm, Hydrometer | % | | | | | | |
| 0.0054 | HYD-5.4 | Grain size < 0.0054 mm, Hydrometer | % | | | | | | |
| 0.0049 | HYD-4.9 | Grain size < 0.0049 mm, Hydrometer | % | | | | | | |
| 0.0048 | HYD-4.8 | Grain size < 0.0048 mm, Hydrometer | % | 9 | 91 | | | | |
| 0.0047 | HYD-4.7 | Grain size < 0.0047 mm, Hydrometer | % | | | | | | |
| 0.0046 | HYD-4.6 | Grain size < 0.0046 mm, Hydrometer | % | | | 4 | 96 | | |
| 0.0045 | HYD-4.5 | Grain size < 0.0045 mm, Hydrometer | % | | | | | | |
| 0.0044 | HYD-4.4 | Grain size < 0.0044 mm, Hydrometer | % | | | | | | |
| 0.0043 | HYD-4.3 | Grain size < 0.0043 mm, Hydrometer | % | | | | | | |
| 0.0042 | HYD-4.2 | Grain size < 0.0042 mm, Hydrometer | % | | | | | 21 | 79 |
| 0.0034 | HYD-3.4 | Grain size < 0.0034 mm, Hydrometer | % | 7 | 93 | 2 | 98 | | |

| | | | | | | | | | |
|---|---|---|---|---|---|---|---|---|---|
| | | | | % pass through | % retained | % pass through | % retained | % pass through | % retained |
| | | | SYS_LOC_CODE | 212 | 212 | 216 | 216 | 217 | 217 |
| | | | DEPTH_INTERVAL | 0 - 2 cm | 0 - 2 cm | 0 - 2 cm | 0 - 2 cm | 0 - 2 cm | 0 - 2 cm |
| | | | SAMPLE_TYPE_CODE | N | N | N | N | N | N |
| | | | SYS_SAMPLE_CODE | S-212-20FSP20-01 | S-212-20FSP20-01 | S-216-20FSP20-01 | S-216-20FSP20-01 | S-217-20FSP20-01 | S-217-20FSP20-01 |
| 0.0094 | HYD-9.4 | Grain size < 0.0094 mm, Hydrometer | % | | | | | | |
| 0.0093 | HYD-9.3 | Grain size < 0.0093 mm, Hydrometer | % | | | | | | |
| 0.0092 | HYD-9.2 | Grain size < 0.0092 mm, Hydrometer | % | | | | | | |
| 0.0091 | HYD-9.1 | Grain size < 0.0091 mm, Hydrometer | % | | | | | | |
| 0.009 | HYD-9.0 | Grain size < 0.0090 mm, Hydrometer | % | | | 38 | 62 | | |
| 0.0089 | HYD-8.9 | Grain size < 0.0089 mm, Hydrometer | % | 42 | 58 | | | | |
| 0.0088 | HYD-8.8 | Grain size < 0.0088 mm, Hydrometer | % | | | | | | |
| 0.0087 | HYD-8.7 | Grain size < 0.0087 mm, Hydrometer | % | | | | | | |
| 0.0086 | HYD-8.6 | Grain size < 0.0086 mm, Hydrometer | % | | | | | 50 | 50 |
| 0.0085 | HYD-8.5 | Grain size < 0.0085 mm, Hydrometer | % | | | | | | |
| 0.0084 | HYD-8.4 | Grain size < 0.0084 mm, Hydrometer | % | | | | | | |
| 0.007 | HYD-7.0 | Grain size < 0.0070 mm, Hydrometer | % | | | | | | |
| 0.0069 | HYD-6.9 | Grain size < 0.0069 mm, Hydrometer | % | | | | | | |
| 0.0068 | HYD-6.8 | Grain size < 0.0068 mm, Hydrometer | % | | | | | | |
| 0.0067 | HYD-6.7 | Grain size < 0.0067 mm, Hydrometer | % | | | | | | |
| 0.0066 | HYD-6.6 | Grain size < 0.0066 mm, Hydrometer | % | | | | | | |
| 0.0065 | HYD-6.5 | Grain size < 0.0065 mm, Hydrometer | % | | | | | 40 | 60 |
| 0.0064 | HYD-6.4 | Grain size < 0.0064 mm, Hydrometer | % | | | 30 | 70 | | |
| 0.0063 | HYD-6.3 | Grain size < 0.0063 mm, Hydrometer | % | | | | | | |
| 0.0062 | HYD-6.2 | Grain size < 0.0062 mm, Hydrometer | % | | | | | | |
| 0.0061 | HYD-6.1 | Grain size < 0.0061 mm, Hydrometer | % | | | | | | |
| 0.006 | HYD-6.0 | Grain size < 0.0060 mm, Hydrometer | % | | | | | | |
| 0.0058 | HYD-5.8 | Grain size < 0.0058 mm, Hydrometer | % | | | | | | |
| 0.0056 | HYD-5.6 | Grain size < 0.0056 mm, Hydrometer | % | | | | | | |
| 0.0055 | HYD-5.5 | Grain size < 0.0055 mm, Hydrometer | % | | | | | | |
| 0.0054 | HYD-5.4 | Grain size < 0.0054 mm, Hydrometer | % | 33 | 67 | | | | |
| 0.0049 | HYD-4.9 | Grain size < 0.0049 mm, Hydrometer | % | | | | | | |
| 0.0048 | HYD-4.8 | Grain size < 0.0048 mm, Hydrometer | % | | | | | | |
| 0.0047 | HYD-4.7 | Grain size < 0.0047 mm, Hydrometer | % | | | | | | |
| 0.0046 | HYD-4.6 | Grain size < 0.0046 mm, Hydrometer | % | | | 25 | 75 | 30 | 70 |
| 0.0045 | HYD-4.5 | Grain size < 0.0045 mm, Hydrometer | % | 29 | 71 | | | | |
| 0.0044 | HYD-4.4 | Grain size < 0.0044 mm, Hydrometer | % | | | | | | |
| 0.0043 | HYD-4.3 | Grain size < 0.0043 mm, Hydrometer | % | | | | | | |
| 0.0042 | HYD-4.2 | Grain size < 0.0042 mm, Hydrometer | % | | | | | | |
| 0.0034 | HYD-3.4 | Grain size < 0.0034 mm, Hydrometer | % | | | | | | |

| | | | | | | | | | |
|---|---|---|---|---|---|---|---|---|---|
| | | | | % pass through | % retained | % pass through | % retained | % pass through | % retained |
| | | | SYS_LOC_CODE | 218 | 218 | 220 | 220 | 221 | 221 |
| | | | DEPTH_INTERVAL | 0 - 2 cm | 0 - 2 cm | 0 - 2 cm | 0 - 2 cm | 0 - 2 cm | 0 - 2 cm |
| | | | SAMPLE_TYPE_CODE | N | N | N | N | N | N |
| | | | SYS_SAMPLE_CODE | S-218-20FSP20-01 | S-218-20FSP20-01 | S-220-20FSP20-01 | S-220-20FSP20-01 | S-221-20FSP20-01 | S-221-20FSP20-01 |
| 0.0094 | HYD-9.4 | Grain size < 0.0094 mm, Hydrometer | % | | | | | 16 | 84 |
| 0.0093 | HYD-9.3 | Grain size < 0.0093 mm, Hydrometer | % | | | | | | |
| 0.0092 | HYD-9.2 | Grain size < 0.0092 mm, Hydrometer | % | | | | | | |
| 0.0091 | HYD-9.1 | Grain size < 0.0091 mm, Hydrometer | % | | | | | | |
| 0.009 | HYD-9.0 | Grain size < 0.0090 mm, Hydrometer | % | | | 35 | 65 | | |
| 0.0089 | HYD-8.9 | Grain size < 0.0089 mm, Hydrometer | % | | | | | | |
| 0.0088 | HYD-8.8 | Grain size < 0.0088 mm, Hydrometer | % | | | | | | |
| 0.0087 | HYD-8.7 | Grain size < 0.0087 mm, Hydrometer | % | | | | | | |
| 0.0086 | HYD-8.6 | Grain size < 0.0086 mm, Hydrometer | % | | | | | | |
| 0.0085 | HYD-8.5 | Grain size < 0.0085 mm, Hydrometer | % | | | | | | |
| 0.0084 | HYD-8.4 | Grain size < 0.0084 mm, Hydrometer | % | | | | | | |
| 0.007 | HYD-7.0 | Grain size < 0.0070 mm, Hydrometer | % | | | | | | |
| 0.0069 | HYD-6.9 | Grain size < 0.0069 mm, Hydrometer | % | | | | | | |
| 0.0068 | HYD-6.8 | Grain size < 0.0068 mm, Hydrometer | % | | | | | | |
| 0.0067 | HYD-6.7 | Grain size < 0.0067 mm, Hydrometer | % | | | | | | |
| 0.0066 | HYD-6.6 | Grain size < 0.0066 mm, Hydrometer | % | | | 26 | 74 | | |
| 0.0065 | HYD-6.5 | Grain size < 0.0065 mm, Hydrometer | % | | | | | 14 | 86 |
| 0.0064 | HYD-6.4 | Grain size < 0.0064 mm, Hydrometer | % | | | | | | |
| 0.0063 | HYD-6.3 | Grain size < 0.0063 mm, Hydrometer | % | | | | | | |
| 0.0062 | HYD-6.2 | Grain size < 0.0062 mm, Hydrometer | % | | | | | | |
| 0.0061 | HYD-6.1 | Grain size < 0.0061 mm, Hydrometer | % | | | | | | |
| 0.006 | HYD-6.0 | Grain size < 0.0060 mm, Hydrometer | % | | | | | | |
| 0.0058 | HYD-5.8 | Grain size < 0.0058 mm, Hydrometer | % | | | | | | |
| 0.0056 | HYD-5.6 | Grain size < 0.0056 mm, Hydrometer | % | | | | | | |
| 0.0055 | HYD-5.5 | Grain size < 0.0055 mm, Hydrometer | % | | | | | | |
| 0.0054 | HYD-5.4 | Grain size < 0.0054 mm, Hydrometer | % | | | | | | |
| 0.0049 | HYD-4.9 | Grain size < 0.0049 mm, Hydrometer | % | | | | | | |
| 0.0048 | HYD-4.8 | Grain size < 0.0048 mm, Hydrometer | % | | | | | | |
| 0.0047 | HYD-4.7 | Grain size < 0.0047 mm, Hydrometer | % | | | | | 12 | 88 |
| 0.0046 | HYD-4.6 | Grain size < 0.0046 mm, Hydrometer | % | | | 22 | 78 | | |
| 0.0045 | HYD-4.5 | Grain size < 0.0045 mm, Hydrometer | % | | | | | | |
| 0.0044 | HYD-4.4 | Grain size < 0.0044 mm, Hydrometer | % | | | | | | |
| 0.0043 | HYD-4.3 | Grain size < 0.0043 mm, Hydrometer | % | | | | | | |
| 0.0042 | HYD-4.2 | Grain size < 0.0042 mm, Hydrometer | % | | | | | | |
| 0.0034 | HYD-3.4 | Grain size < 0.0034 mm, Hydrometer | % | | | 16 | 84 | 9 | 91 |

| | | | | | | | | | |
|---|---|---|---|---|---|---|---|---|---|
| | | | | % pass through | % retained | % pass through | % retained | % pass through | % retained |
| | | | SYS_LOC_CODE | 222 | 222 | 224 | 224 | 225 | 225 |
| | | | DEPTH_INTERVAL | 0 - 2 cm | 0 - 2 cm | 0 - 2 cm | 0 - 2 cm | 0 - 2 cm | 0 - 2 cm |
| | | | SAMPLE_TYPE_CODE | N | N | N | N | N | N |
| | | | SYS_SAMPLE_CODE | S-222-20FSP20-01 | S-222-20FSP20-01 | S-224-20FSP20-01 | S-224-20FSP20-01 | S-225-20FSP20-01 | S-225-20FSP20-01 |
| 0.0094 | HYD-9.4 | Grain size < 0.0094 mm, Hydrometer | % | | | | | | |
| 0.0093 | HYD-9.3 | Grain size < 0.0093 mm, Hydrometer | % | | | 25 | 75 | | |
| 0.0092 | HYD-9.2 | Grain size < 0.0092 mm, Hydrometer | % | | | | | | |
| 0.0091 | HYD-9.1 | Grain size < 0.0091 mm, Hydrometer | % | | | | | | |
| 0.009 | HYD-9.0 | Grain size < 0.0090 mm, Hydrometer | % | 43 | 57 | | | | |
| 0.0089 | HYD-8.9 | Grain size < 0.0089 mm, Hydrometer | % | | | | | 27 | 73 |
| 0.0088 | HYD-8.8 | Grain size < 0.0088 mm, Hydrometer | % | | | | | | |
| 0.0087 | HYD-8.7 | Grain size < 0.0087 mm, Hydrometer | % | | | | | | |
| 0.0086 | HYD-8.6 | Grain size < 0.0086 mm, Hydrometer | % | | | | | | |
| 0.0085 | HYD-8.5 | Grain size < 0.0085 mm, Hydrometer | % | | | | | | |
| 0.0084 | HYD-8.4 | Grain size < 0.0084 mm, Hydrometer | % | | | | | | |
| 0.007 | HYD-7.0 | Grain size < 0.0070 mm, Hydrometer | % | | | | | | |
| 0.0069 | HYD-6.9 | Grain size < 0.0069 mm, Hydrometer | % | | | | | | |
| 0.0068 | HYD-6.8 | Grain size < 0.0068 mm, Hydrometer | % | | | | | | |
| 0.0067 | HYD-6.7 | Grain size < 0.0067 mm, Hydrometer | % | | | | | | |
| 0.0066 | HYD-6.6 | Grain size < 0.0066 mm, Hydrometer | % | | | | | | |
| 0.0065 | HYD-6.5 | Grain size < 0.0065 mm, Hydrometer | % | 36 | 64 | | | | |
| 0.0064 | HYD-6.4 | Grain size < 0.0064 mm, Hydrometer | % | | | 22 | 78 | | |
| 0.0063 | HYD-6.3 | Grain size < 0.0063 mm, Hydrometer | % | | | | | | |
| 0.0062 | HYD-6.2 | Grain size < 0.0062 mm, Hydrometer | % | | | | | | |
| 0.0061 | HYD-6.1 | Grain size < 0.0061 mm, Hydrometer | % | | | | | | |
| 0.006 | HYD-6.0 | Grain size < 0.0060 mm, Hydrometer | % | | | | | 22 | 78 |
| 0.0058 | HYD-5.8 | Grain size < 0.0058 mm, Hydrometer | % | | | | | | |
| 0.0056 | HYD-5.6 | Grain size < 0.0056 mm, Hydrometer | % | | | | | | |
| 0.0055 | HYD-5.5 | Grain size < 0.0055 mm, Hydrometer | % | | | | | | |
| 0.0054 | HYD-5.4 | Grain size < 0.0054 mm, Hydrometer | % | | | | | | |
| 0.0049 | HYD-4.9 | Grain size < 0.0049 mm, Hydrometer | % | | | | | | |
| 0.0048 | HYD-4.8 | Grain size < 0.0048 mm, Hydrometer | % | | | | | | |
| 0.0047 | HYD-4.7 | Grain size < 0.0047 mm, Hydrometer | % | | | 18 | 82 | | |
| 0.0046 | HYD-4.6 | Grain size < 0.0046 mm, Hydrometer | % | 28 | 72 | | | 18 | 82 |
| 0.0045 | HYD-4.5 | Grain size < 0.0045 mm, Hydrometer | % | | | | | | |
| 0.0044 | HYD-4.4 | Grain size < 0.0044 mm, Hydrometer | % | | | | | | |
| 0.0043 | HYD-4.3 | Grain size < 0.0043 mm, Hydrometer | % | | | | | | |
| 0.0042 | HYD-4.2 | Grain size < 0.0042 mm, Hydrometer | % | | | | | | |
| 0.0034 | HYD-3.4 | Grain size < 0.0034 mm, Hydrometer | % | | | | | | |

| | | | | | | | | | |
|---|---|---|---|---|---|---|---|---|---|
| | | | | % pass through | % retained | % pass through | % retained | % pass through | % retained |
| | | | SYS_LOC_CODE | 226 | 226 | 227 | 227 | 230 | 230 |
| | | | DEPTH_INTERVAL | 0 - 2 cm | 0 - 2 cm | 0 - 2 cm | 0 - 2 cm | 0 - 2 cm | 0 - 2 cm |
| | | | SAMPLE_TYPE_CODE | N | N | N | N | N | N |
| | | | SYS_SAMPLE_CODE | S-226-20FSP20-01 | S-226-20FSP20-01 | S-227-20FSP20-01 | S-227-20FSP20-01 | S-230-20FSP20-01 | S-230-20FSP20-01 |
| 0.0094 | HYD-9.4 | Grain size < 0.0094 mm, Hydrometer | % | | | | | | |
| 0.0093 | HYD-9.3 | Grain size < 0.0093 mm, Hydrometer | % | | | | | | |
| 0.0092 | HYD-9.2 | Grain size < 0.0092 mm, Hydrometer | % | | | 15 | 85 | | |
| 0.0091 | HYD-9.1 | Grain size < 0.0091 mm, Hydrometer | % | | | | | | |
| 0.009 | HYD-9.0 | Grain size < 0.0090 mm, Hydrometer | % | | | | | 20 | 80 |
| 0.0089 | HYD-8.9 | Grain size < 0.0089 mm, Hydrometer | % | 58 | 42 | | | | |
| 0.0088 | HYD-8.8 | Grain size < 0.0088 mm, Hydrometer | % | | | | | | |
| 0.0087 | HYD-8.7 | Grain size < 0.0087 mm, Hydrometer | % | | | | | | |
| 0.0086 | HYD-8.6 | Grain size < 0.0086 mm, Hydrometer | % | | | | | | |
| 0.0085 | HYD-8.5 | Grain size < 0.0085 mm, Hydrometer | % | | | | | | |
| 0.0084 | HYD-8.4 | Grain size < 0.0084 mm, Hydrometer | % | | | | | | |
| 0.007 | HYD-7.0 | Grain size < 0.0070 mm, Hydrometer | % | | | | | | |
| 0.0069 | HYD-6.9 | Grain size < 0.0069 mm, Hydrometer | % | | | | | | |
| 0.0068 | HYD-6.8 | Grain size < 0.0068 mm, Hydrometer | % | | | | | | |
| 0.0067 | HYD-6.7 | Grain size < 0.0067 mm, Hydrometer | % | | | | | | |
| 0.0066 | HYD-6.6 | Grain size < 0.0066 mm, Hydrometer | % | | | 11 | 89 | 18 | 82 |
| 0.0065 | HYD-6.5 | Grain size < 0.0065 mm, Hydrometer | % | | | | | | |
| 0.0064 | HYD-6.4 | Grain size < 0.0064 mm, Hydrometer | % | 45 | 55 | | | | |
| 0.0063 | HYD-6.3 | Grain size < 0.0063 mm, Hydrometer | % | | | | | | |
| 0.0062 | HYD-6.2 | Grain size < 0.0062 mm, Hydrometer | % | | | | | | |
| 0.0061 | HYD-6.1 | Grain size < 0.0061 mm, Hydrometer | % | | | | | | |
| 0.006 | HYD-6.0 | Grain size < 0.0060 mm, Hydrometer | % | | | | | | |
| 0.0058 | HYD-5.8 | Grain size < 0.0058 mm, Hydrometer | % | | | | | | |
| 0.0056 | HYD-5.6 | Grain size < 0.0056 mm, Hydrometer | % | | | | | | |
| 0.0055 | HYD-5.5 | Grain size < 0.0055 mm, Hydrometer | % | | | | | | |
| 0.0054 | HYD-5.4 | Grain size < 0.0054 mm, Hydrometer | % | | | | | | |
| 0.0049 | HYD-4.9 | Grain size < 0.0049 mm, Hydrometer | % | | | | | | |
| 0.0048 | HYD-4.8 | Grain size < 0.0048 mm, Hydrometer | % | | | 10 | 90 | | |
| 0.0047 | HYD-4.7 | Grain size < 0.0047 mm, Hydrometer | % | 36 | 64 | | | 13 | 87 |
| 0.0046 | HYD-4.6 | Grain size < 0.0046 mm, Hydrometer | % | | | | | | |
| 0.0045 | HYD-4.5 | Grain size < 0.0045 mm, Hydrometer | % | | | | | | |
| 0.0044 | HYD-4.4 | Grain size < 0.0044 mm, Hydrometer | % | | | | | | |
| 0.0043 | HYD-4.3 | Grain size < 0.0043 mm, Hydrometer | % | | | | | | |
| 0.0042 | HYD-4.2 | Grain size < 0.0042 mm, Hydrometer | % | | | | | | |
| 0.0034 | HYD-3.4 | Grain size < 0.0034 mm, Hydrometer | % | | | 8 | 92 | 10 | 90 |

| | | | | | | | | | |
|---|---|---|---|---|---|---|---|---|---|
| | | | | % pass through | % retained | % pass through | % retained | % pass through | % retained |
| | | | SYS_LOC_CODE | 231 | 231 | 235 | 235 | 236 | 236 |
| | | | DEPTH_INTERVAL | 0 - 2 cm | 0 - 2 cm | 0 - 2 cm | 0 - 2 cm | 0 - 2 cm | 0 - 2 cm |
| | | | SAMPLE_TYPE_CODE | N | N | N | N | N | N |
| | | | SYS_SAMPLE_CODE | S-231-20FSP20-01 | S-231-20FSP20-01 | S-235-20FSP20-01 | S-235-20FSP20-01 | S-236-20FSP20-01 | S-236-20FSP20-01 |
| 0.0094 | HYD-9.4 | Grain size < 0.0094 mm, Hydrometer | % | | | | | | |
| 0.0093 | HYD-9.3 | Grain size < 0.0093 mm, Hydrometer | % | | | | | | |
| 0.0092 | HYD-9.2 | Grain size < 0.0092 mm, Hydrometer | % | | | | | | |
| 0.0091 | HYD-9.1 | Grain size < 0.0091 mm, Hydrometer | % | | | | | | |
| 0.009 | HYD-9.0 | Grain size < 0.0090 mm, Hydrometer | % | 46 | 54 | | | 19 | 81 |
| 0.0089 | HYD-8.9 | Grain size < 0.0089 mm, Hydrometer | % | | | | | | |
| 0.0088 | HYD-8.8 | Grain size < 0.0088 mm, Hydrometer | % | | | 38 | 62 | | |
| 0.0087 | HYD-8.7 | Grain size < 0.0087 mm, Hydrometer | % | | | | | | |
| 0.0086 | HYD-8.6 | Grain size < 0.0086 mm, Hydrometer | % | | | | | | |
| 0.0085 | HYD-8.5 | Grain size < 0.0085 mm, Hydrometer | % | | | | | | |
| 0.0084 | HYD-8.4 | Grain size < 0.0084 mm, Hydrometer | % | | | | | | |
| 0.007 | HYD-7.0 | Grain size < 0.0070 mm, Hydrometer | % | | | | | | |
| 0.0069 | HYD-6.9 | Grain size < 0.0069 mm, Hydrometer | % | | | | | | |
| 0.0068 | HYD-6.8 | Grain size < 0.0068 mm, Hydrometer | % | | | | | | |
| 0.0067 | HYD-6.7 | Grain size < 0.0067 mm, Hydrometer | % | | | | | | |
| 0.0066 | HYD-6.6 | Grain size < 0.0066 mm, Hydrometer | % | | | | | 15 | 85 |
| 0.0065 | HYD-6.5 | Grain size < 0.0065 mm, Hydrometer | % | 34 | 66 | 31 | 69 | | |
| 0.0064 | HYD-6.4 | Grain size < 0.0064 mm, Hydrometer | % | | | | | | |
| 0.0063 | HYD-6.3 | Grain size < 0.0063 mm, Hydrometer | % | | | | | | |
| 0.0062 | HYD-6.2 | Grain size < 0.0062 mm, Hydrometer | % | | | | | | |
| 0.0061 | HYD-6.1 | Grain size < 0.0061 mm, Hydrometer | % | | | | | | |
| 0.006 | HYD-6.0 | Grain size < 0.0060 mm, Hydrometer | % | | | | | | |
| 0.0058 | HYD-5.8 | Grain size < 0.0058 mm, Hydrometer | % | | | | | | |
| 0.0056 | HYD-5.6 | Grain size < 0.0056 mm, Hydrometer | % | | | | | | |
| 0.0055 | HYD-5.5 | Grain size < 0.0055 mm, Hydrometer | % | | | | | | |
| 0.0054 | HYD-5.4 | Grain size < 0.0054 mm, Hydrometer | % | | | | | | |
| 0.0049 | HYD-4.9 | Grain size < 0.0049 mm, Hydrometer | % | | | | | | |
| 0.0048 | HYD-4.8 | Grain size < 0.0048 mm, Hydrometer | % | | | | | | |
| 0.0047 | HYD-4.7 | Grain size < 0.0047 mm, Hydrometer | % | | | 28 | 72 | 11 | 89 |
| 0.0046 | HYD-4.6 | Grain size < 0.0046 mm, Hydrometer | % | 29 | 71 | | | | |
| 0.0045 | HYD-4.5 | Grain size < 0.0045 mm, Hydrometer | % | | | | | | |
| 0.0044 | HYD-4.4 | Grain size < 0.0044 mm, Hydrometer | % | | | | | | |
| 0.0043 | HYD-4.3 | Grain size < 0.0043 mm, Hydrometer | % | | | | | | |
| 0.0042 | HYD-4.2 | Grain size < 0.0042 mm, Hydrometer | % | | | | | | |
| 0.0034 | HYD-3.4 | Grain size < 0.0034 mm, Hydrometer | % | 17 | 83 | | | 9 | 91 |

| | | | | | | | | | |
|---|---|---|---|---|---|---|---|---|---|
| | | | | % pass through | % retained | % pass through | % retained | % pass through | % retained |
| | | | SYS_LOC_CODE | 237 | 237 | 237 | 237 | 240 | 240 |
| | | | DEPTH_INTERVAL | 0 - 2 cm | 0 - 2 cm | 0 - 2 cm | 0 - 2 cm | 0 - 2 cm | 0 - 2 cm |
| | | | SAMPLE_TYPE_CODE | N | N | FD | FD | N | N |
| | | | SYS_SAMPLE_CODE | S-237-20FSP20-01 | S-237-20FSP20-01 | S-237-20FSP20-01-REP | S-237-20FSP20-01-REP | S-240-20FSP20-01 | S-240-20FSP20-01 |
| 0.0094 | HYD-9.4 | Grain size < 0.0094 mm, Hydrometer | % | 12 | 88 | | | | |
| 0.0093 | HYD-9.3 | Grain size < 0.0093 mm, Hydrometer | % | | | | | | |
| 0.0092 | HYD-9.2 | Grain size < 0.0092 mm, Hydrometer | % | | | 18 | 82 | | |
| 0.0091 | HYD-9.1 | Grain size < 0.0091 mm, Hydrometer | % | | | | | | |
| 0.009 | HYD-9.0 | Grain size < 0.0090 mm, Hydrometer | % | | | | | 42 | 58 |
| 0.0089 | HYD-8.9 | Grain size < 0.0089 mm, Hydrometer | % | | | | | | |
| 0.0088 | HYD-8.8 | Grain size < 0.0088 mm, Hydrometer | % | | | | | | |
| 0.0087 | HYD-8.7 | Grain size < 0.0087 mm, Hydrometer | % | | | | | | |
| 0.0086 | HYD-8.6 | Grain size < 0.0086 mm, Hydrometer | % | | | | | | |
| 0.0085 | HYD-8.5 | Grain size < 0.0085 mm, Hydrometer | % | | | | | | |
| 0.0084 | HYD-8.4 | Grain size < 0.0084 mm, Hydrometer | % | | | | | | |
| 0.007 | HYD-7.0 | Grain size < 0.0070 mm, Hydrometer | % | | | | | | |
| 0.0069 | HYD-6.9 | Grain size < 0.0069 mm, Hydrometer | % | | | | | | |
| 0.0068 | HYD-6.8 | Grain size < 0.0068 mm, Hydrometer | % | | | | | | |
| 0.0067 | HYD-6.7 | Grain size < 0.0067 mm, Hydrometer | % | 9 | 91 | | | | |
| 0.0066 | HYD-6.6 | Grain size < 0.0066 mm, Hydrometer | % | | | 16 | 84 | | |
| 0.0065 | HYD-6.5 | Grain size < 0.0065 mm, Hydrometer | % | | | | | | |
| 0.0064 | HYD-6.4 | Grain size < 0.0064 mm, Hydrometer | % | | | | | | |
| 0.0063 | HYD-6.3 | Grain size < 0.0063 mm, Hydrometer | % | | | | | | |
| 0.0062 | HYD-6.2 | Grain size < 0.0062 mm, Hydrometer | % | | | | | | |
| 0.0061 | HYD-6.1 | Grain size < 0.0061 mm, Hydrometer | % | | | | | | |
| 0.006 | HYD-6.0 | Grain size < 0.0060 mm, Hydrometer | % | | | | | | |
| 0.0058 | HYD-5.8 | Grain size < 0.0058 mm, Hydrometer | % | | | | | | |
| 0.0056 | HYD-5.6 | Grain size < 0.0056 mm, Hydrometer | % | | | | | 29 | 71 |
| 0.0055 | HYD-5.5 | Grain size < 0.0055 mm, Hydrometer | % | | | | | | |
| 0.0054 | HYD-5.4 | Grain size < 0.0054 mm, Hydrometer | % | | | | | | |
| 0.0049 | HYD-4.9 | Grain size < 0.0049 mm, Hydrometer | % | | | | | | |
| 0.0048 | HYD-4.8 | Grain size < 0.0048 mm, Hydrometer | % | | | | | | |
| 0.0047 | HYD-4.7 | Grain size < 0.0047 mm, Hydrometer | % | | | 10 | 90 | | |
| 0.0046 | HYD-4.6 | Grain size < 0.0046 mm, Hydrometer | % | | | | | 25 | 75 |
| 0.0045 | HYD-4.5 | Grain size < 0.0045 mm, Hydrometer | % | 7 | 93 | | | | |
| 0.0044 | HYD-4.4 | Grain size < 0.0044 mm, Hydrometer | % | | | | | | |
| 0.0043 | HYD-4.3 | Grain size < 0.0043 mm, Hydrometer | % | | | | | | |
| 0.0042 | HYD-4.2 | Grain size < 0.0042 mm, Hydrometer | % | | | | | | |
| 0.0034 | HYD-3.4 | Grain size < 0.0034 mm, Hydrometer | % | 5 | 95 | 8 | 92 | | |

| | | | | | | | | | |
|---|---|---|---|---|---|---|---|---|---|
| | | | | % pass through | % retained | % pass through | % retained | % pass through | % retained |
| | | | SYS_LOC_CODE | 241 | 241 | 242 | 242 | 245 | 245 |
| | | | DEPTH_INTERVAL | 0 - 2 cm | 0 - 2 cm | 0 - 2 cm | 0 - 2 cm | 0 - 2 cm | 0 - 2 cm |
| | | | SAMPLE_TYPE_CODE | N | N | N | N | N | N |
| | | | SYS_SAMPLE_CODE | S-241-20FSP20-01 | S-241-20FSP20-01 | S-242-20FSP20-01 | S-242-20FSP20-01 | S-245-20FSP20-01 | S-245-20FSP20-01 |
| 0.0094 | HYD-9.4 | Grain size < 0.0094 mm, Hydrometer | % | | | | | | |
| 0.0093 | HYD-9.3 | Grain size < 0.0093 mm, Hydrometer | % | | | | | | |
| 0.0092 | HYD-9.2 | Grain size < 0.0092 mm, Hydrometer | % | 10 | 90 | | | | |
| 0.0091 | HYD-9.1 | Grain size < 0.0091 mm, Hydrometer | % | | | | | | |
| 0.009 | HYD-9.0 | Grain size < 0.0090 mm, Hydrometer | % | | | | | 14 | 86 |
| 0.0089 | HYD-8.9 | Grain size < 0.0089 mm, Hydrometer | % | | | | | | |
| 0.0088 | HYD-8.8 | Grain size < 0.0088 mm, Hydrometer | % | | | 17 | 83 | | |
| 0.0087 | HYD-8.7 | Grain size < 0.0087 mm, Hydrometer | % | | | | | | |
| 0.0086 | HYD-8.6 | Grain size < 0.0086 mm, Hydrometer | % | | | | | | |
| 0.0085 | HYD-8.5 | Grain size < 0.0085 mm, Hydrometer | % | | | | | | |
| 0.0084 | HYD-8.4 | Grain size < 0.0084 mm, Hydrometer | % | | | | | | |
| 0.007 | HYD-7.0 | Grain size < 0.0070 mm, Hydrometer | % | | | | | | |
| 0.0069 | HYD-6.9 | Grain size < 0.0069 mm, Hydrometer | % | | | | | | |
| 0.0068 | HYD-6.8 | Grain size < 0.0068 mm, Hydrometer | % | | | | | | |
| 0.0067 | HYD-6.7 | Grain size < 0.0067 mm, Hydrometer | % | | | | | | |
| 0.0066 | HYD-6.6 | Grain size < 0.0066 mm, Hydrometer | % | | | 15 | 85 | 11 | 89 |
| 0.0065 | HYD-6.5 | Grain size < 0.0065 mm, Hydrometer | % | 9 | 91 | | | | |
| 0.0064 | HYD-6.4 | Grain size < 0.0064 mm, Hydrometer | % | | | | | | |
| 0.0063 | HYD-6.3 | Grain size < 0.0063 mm, Hydrometer | % | | | | | | |
| 0.0062 | HYD-6.2 | Grain size < 0.0062 mm, Hydrometer | % | | | | | | |
| 0.0061 | HYD-6.1 | Grain size < 0.0061 mm, Hydrometer | % | | | | | | |
| 0.006 | HYD-6.0 | Grain size < 0.0060 mm, Hydrometer | % | | | | | | |
| 0.0058 | HYD-5.8 | Grain size < 0.0058 mm, Hydrometer | % | | | | | | |
| 0.0056 | HYD-5.6 | Grain size < 0.0056 mm, Hydrometer | % | | | | | | |
| 0.0055 | HYD-5.5 | Grain size < 0.0055 mm, Hydrometer | % | | | | | | |
| 0.0054 | HYD-5.4 | Grain size < 0.0054 mm, Hydrometer | % | | | | | | |
| 0.0049 | HYD-4.9 | Grain size < 0.0049 mm, Hydrometer | % | | | | | | |
| 0.0048 | HYD-4.8 | Grain size < 0.0048 mm, Hydrometer | % | | | 10 | 90 | | |
| 0.0047 | HYD-4.7 | Grain size < 0.0047 mm, Hydrometer | % | 8 | 92 | | | 8 | 92 |
| 0.0046 | HYD-4.6 | Grain size < 0.0046 mm, Hydrometer | % | | | | | | |
| 0.0045 | HYD-4.5 | Grain size < 0.0045 mm, Hydrometer | % | | | | | | |
| 0.0044 | HYD-4.4 | Grain size < 0.0044 mm, Hydrometer | % | | | | | | |
| 0.0043 | HYD-4.3 | Grain size < 0.0043 mm, Hydrometer | % | | | | | | |
| 0.0042 | HYD-4.2 | Grain size < 0.0042 mm, Hydrometer | % | | | | | | |
| 0.0034 | HYD-3.4 | Grain size < 0.0034 mm, Hydrometer | % | | | 8 | 92 | | |

| | | | | % pass through | % retained | % pass through | % retained | % pass through | % retained |
|---|---|---|---|---|---|---|---|---|---|
| | | | SYS_LOC_CODE | 247 | 247 | 249 | 249 | 250 | 250 |
| | | | DEPTH_INTERVAL | 0 - 2 cm | 0 - 2 cm | 0 - 2 cm | 0 - 2 cm | 0 - 2 cm | 0 - 2 cm |
| | | | SAMPLE_TYPE_CODE | N | N | N | N | N | N |
| | | | SYS_SAMPLE_CODE | S-247-20FSP20-01 | S-247-20FSP20-01 | S-249-20FSP20-01 | S-249-20FSP20-01 | S-250-20FSP20-01 | S-250-20FSP20-01 |
| 0.0094 | HYD-9.4 | Grain size < 0.0094 mm, Hydrometer | % | | | | | | |
| 0.0093 | HYD-9.3 | Grain size < 0.0093 mm, Hydrometer | % | | | | | | |
| 0.0092 | HYD-9.2 | Grain size < 0.0092 mm, Hydrometer | % | | | 21 | 79 | | |
| 0.0091 | HYD-9.1 | Grain size < 0.0091 mm, Hydrometer | % | | | | | 16 | 84 |
| 0.009 | HYD-9.0 | Grain size < 0.0090 mm, Hydrometer | % | 18 | 82 | | | | |
| 0.0089 | HYD-8.9 | Grain size < 0.0089 mm, Hydrometer | % | | | | | | |
| 0.0088 | HYD-8.8 | Grain size < 0.0088 mm, Hydrometer | % | | | | | | |
| 0.0087 | HYD-8.7 | Grain size < 0.0087 mm, Hydrometer | % | | | | | | |
| 0.0086 | HYD-8.6 | Grain size < 0.0086 mm, Hydrometer | % | | | | | | |
| 0.0085 | HYD-8.5 | Grain size < 0.0085 mm, Hydrometer | % | | | | | | |
| 0.0084 | HYD-8.4 | Grain size < 0.0084 mm, Hydrometer | % | | | | | | |
| 0.007 | HYD-7.0 | Grain size < 0.0070 mm, Hydrometer | % | | | | | | |
| 0.0069 | HYD-6.9 | Grain size < 0.0069 mm, Hydrometer | % | | | | | | |
| 0.0068 | HYD-6.8 | Grain size < 0.0068 mm, Hydrometer | % | | | | | | |
| 0.0067 | HYD-6.7 | Grain size < 0.0067 mm, Hydrometer | % | | | 17 | 83 | | |
| 0.0066 | HYD-6.6 | Grain size < 0.0066 mm, Hydrometer | % | | | | | 13 | 87 |
| 0.0065 | HYD-6.5 | Grain size < 0.0065 mm, Hydrometer | % | | | | | | |
| 0.0064 | HYD-6.4 | Grain size < 0.0064 mm, Hydrometer | % | | | | | | |
| 0.0063 | HYD-6.3 | Grain size < 0.0063 mm, Hydrometer | % | | | | | | |
| 0.0062 | HYD-6.2 | Grain size < 0.0062 mm, Hydrometer | % | | | | | | |
| 0.0061 | HYD-6.1 | Grain size < 0.0061 mm, Hydrometer | % | | | | | | |
| 0.006 | HYD-6.0 | Grain size < 0.0060 mm, Hydrometer | % | | | | | | |
| 0.0058 | HYD-5.8 | Grain size < 0.0058 mm, Hydrometer | % | | | | | | |
| 0.0056 | HYD-5.6 | Grain size < 0.0056 mm, Hydrometer | % | 13 | 87 | | | | |
| 0.0055 | HYD-5.5 | Grain size < 0.0055 mm, Hydrometer | % | | | | | | |
| 0.0054 | HYD-5.4 | Grain size < 0.0054 mm, Hydrometer | % | | | | | | |
| 0.0049 | HYD-4.9 | Grain size < 0.0049 mm, Hydrometer | % | | | | | | |
| 0.0048 | HYD-4.8 | Grain size < 0.0048 mm, Hydrometer | % | | | | | | |
| 0.0047 | HYD-4.7 | Grain size < 0.0047 mm, Hydrometer | % | 11 | 89 | 14 | 86 | | |
| 0.0046 | HYD-4.6 | Grain size < 0.0046 mm, Hydrometer | % | | | | | | |
| 0.0045 | HYD-4.5 | Grain size < 0.0045 mm, Hydrometer | % | | | | | | |
| 0.0044 | HYD-4.4 | Grain size < 0.0044 mm, Hydrometer | % | | | | | | 100 |
| 0.0043 | HYD-4.3 | Grain size < 0.0043 mm, Hydrometer | % | | | | | 9 | 91 |
| 0.0042 | HYD-4.2 | Grain size < 0.0042 mm, Hydrometer | % | | | | | | |
| 0.0034 | HYD-3.4 | Grain size < 0.0034 mm, Hydrometer | % | | | 10 | 90 | 7 | 93 |

| | | | | | | | | | |
|---|---|---|---|---|---|---|---|---|---|
| | | | | % pass through | % retained | % pass through | % retained | % pass through | % retained |
| | | | SYS_LOC_CODE | 253 | 253 | 304 | 304 | 306 | 306 |
| | | | DEPTH_INTERVAL | 0 - 2 cm | 0 - 2 cm | 0 - 2 cm | 0 - 2 cm | 0 - 2 cm | 0 - 2 cm |
| | | | SAMPLE_TYPE_CODE | N | N | N | N | N | N |
| | | | SYS_SAMPLE_CODE | S-253-20FSP20-01 | S-253-20FSP20-01 | S-304-20FSP20-01 | S-304-20FSP20-01 | S-306-20FSP20-01 | S-306-20FSP20-01 |
| 0.0094 | HYD-9.4 | Grain size < 0.0094 mm, Hydrometer | % | | | 9 | 91 | | |
| 0.0093 | HYD-9.3 | Grain size < 0.0093 mm, Hydrometer | % | | | | | | |
| 0.0092 | HYD-9.2 | Grain size < 0.0092 mm, Hydrometer | % | | | | | | |
| 0.0091 | HYD-9.1 | Grain size < 0.0091 mm, Hydrometer | % | | | | | | |
| 0.009 | HYD-9.0 | Grain size < 0.0090 mm, Hydrometer | % | | | | | | |
| 0.0089 | HYD-8.9 | Grain size < 0.0089 mm, Hydrometer | % | | | | | | |
| 0.0088 | HYD-8.8 | Grain size < 0.0088 mm, Hydrometer | % | | | | | | |
| 0.0087 | HYD-8.7 | Grain size < 0.0087 mm, Hydrometer | % | | | | | | |
| 0.0086 | HYD-8.6 | Grain size < 0.0086 mm, Hydrometer | % | | | | | | |
| 0.0085 | HYD-8.5 | Grain size < 0.0085 mm, Hydrometer | % | | | | | | |
| 0.0084 | HYD-8.4 | Grain size < 0.0084 mm, Hydrometer | % | | | | | | |
| 0.007 | HYD-7.0 | Grain size < 0.0070 mm, Hydrometer | % | 19 | 81 | | | | |
| 0.0069 | HYD-6.9 | Grain size < 0.0069 mm, Hydrometer | % | | | | | | |
| 0.0068 | HYD-6.8 | Grain size < 0.0068 mm, Hydrometer | % | | | 7 | 93 | | |
| 0.0067 | HYD-6.7 | Grain size < 0.0067 mm, Hydrometer | % | | | | | | |
| 0.0066 | HYD-6.6 | Grain size < 0.0066 mm, Hydrometer | % | 16 | 84 | | | | |
| 0.0065 | HYD-6.5 | Grain size < 0.0065 mm, Hydrometer | % | | | | | | |
| 0.0064 | HYD-6.4 | Grain size < 0.0064 mm, Hydrometer | % | | | | | | |
| 0.0063 | HYD-6.3 | Grain size < 0.0063 mm, Hydrometer | % | | | | | | |
| 0.0062 | HYD-6.2 | Grain size < 0.0062 mm, Hydrometer | % | | | | | | |
| 0.0061 | HYD-6.1 | Grain size < 0.0061 mm, Hydrometer | % | | | | | | |
| 0.006 | HYD-6.0 | Grain size < 0.0060 mm, Hydrometer | % | | | | | | |
| 0.0058 | HYD-5.8 | Grain size < 0.0058 mm, Hydrometer | % | | | | | | |
| 0.0056 | HYD-5.6 | Grain size < 0.0056 mm, Hydrometer | % | | | | | | |
| 0.0055 | HYD-5.5 | Grain size < 0.0055 mm, Hydrometer | % | | | | | | |
| 0.0054 | HYD-5.4 | Grain size < 0.0054 mm, Hydrometer | % | | | | | | |
| 0.0049 | HYD-4.9 | Grain size < 0.0049 mm, Hydrometer | % | | | | | | |
| 0.0048 | HYD-4.8 | Grain size < 0.0048 mm, Hydrometer | % | | | | | | |
| 0.0047 | HYD-4.7 | Grain size < 0.0047 mm, Hydrometer | % | 13 | 87 | 5 | 95 | | |
| 0.0046 | HYD-4.6 | Grain size < 0.0046 mm, Hydrometer | % | | | | | | |
| 0.0045 | HYD-4.5 | Grain size < 0.0045 mm, Hydrometer | % | | | | | | |
| 0.0044 | HYD-4.4 | Grain size < 0.0044 mm, Hydrometer | % | | | | | | |
| 0.0043 | HYD-4.3 | Grain size < 0.0043 mm, Hydrometer | % | | | | | | |
| 0.0042 | HYD-4.2 | Grain size < 0.0042 mm, Hydrometer | % | | | | | | |
| 0.0034 | HYD-3.4 | Grain size < 0.0034 mm, Hydrometer | % | 11 | 89 | | | | |

| | | | | | | | | | |
|---|---|---|---|---|---|---|---|---|---|
| | | | | % pass through | % retained | % pass through | % retained | % pass through | % retained |
| | | | SYS_LOC_CODE | 309 | 309 | 310 | 310 | 310 | 310 |
| | | | DEPTH_INTERVAL | 0 - 2 cm | 0 - 2 cm | 0 - 2 cm | 0 - 2 cm | 0 - 2 cm | 0 - 2 cm |
| | | | SAMPLE_TYPE_CODE | N | N | N | N | FD | FD |
| | | | SYS_SAMPLE_CODE | S-309-20FSP20-01 | S-309-20FSP20-01 | S-310-20FSP20-01 | S-310-20FSP20-01 | S-310-20FSP20-01-REP | S-310-20FSP20-01-REP |
| 0.0094 | HYD-9.4 | Grain size < 0.0094 mm, Hydrometer | % | | | | | | |
| 0.0093 | HYD-9.3 | Grain size < 0.0093 mm, Hydrometer | % | | | | | | |
| 0.0092 | HYD-9.2 | Grain size < 0.0092 mm, Hydrometer | % | 18 | 82 | | | | |
| 0.0091 | HYD-9.1 | Grain size < 0.0091 mm, Hydrometer | % | | | | | 13 | 87 |
| 0.009 | HYD-9.0 | Grain size < 0.0090 mm, Hydrometer | % | | | | | | |
| 0.0089 | HYD-8.9 | Grain size < 0.0089 mm, Hydrometer | % | | | | | | |
| 0.0088 | HYD-8.8 | Grain size < 0.0088 mm, Hydrometer | % | | | | | | |
| 0.0087 | HYD-8.7 | Grain size < 0.0087 mm, Hydrometer | % | | | | | | |
| 0.0086 | HYD-8.6 | Grain size < 0.0086 mm, Hydrometer | % | | | | | | |
| 0.0085 | HYD-8.5 | Grain size < 0.0085 mm, Hydrometer | % | | | | | | |
| 0.0084 | HYD-8.4 | Grain size < 0.0084 mm, Hydrometer | % | | | | | | |
| 0.007 | HYD-7.0 | Grain size < 0.0070 mm, Hydrometer | % | | | | | | |
| 0.0069 | HYD-6.9 | Grain size < 0.0069 mm, Hydrometer | % | | | | | | |
| 0.0068 | HYD-6.8 | Grain size < 0.0068 mm, Hydrometer | % | | | 8 | 92 | | |
| 0.0067 | HYD-6.7 | Grain size < 0.0067 mm, Hydrometer | % | | | | | 9 | 91 |
| 0.0066 | HYD-6.6 | Grain size < 0.0066 mm, Hydrometer | % | | | | | | |
| 0.0065 | HYD-6.5 | Grain size < 0.0065 mm, Hydrometer | % | | | | | | |
| 0.0064 | HYD-6.4 | Grain size < 0.0064 mm, Hydrometer | % | | | | | | |
| 0.0063 | HYD-6.3 | Grain size < 0.0063 mm, Hydrometer | % | | | | | | |
| 0.0062 | HYD-6.2 | Grain size < 0.0062 mm, Hydrometer | % | | | | | | |
| 0.0061 | HYD-6.1 | Grain size < 0.0061 mm, Hydrometer | % | | | | | | |
| 0.006 | HYD-6.0 | Grain size < 0.0060 mm, Hydrometer | % | | | | | | |
| 0.0058 | HYD-5.8 | Grain size < 0.0058 mm, Hydrometer | % | 13 | 87 | | | | |
| 0.0056 | HYD-5.6 | Grain size < 0.0056 mm, Hydrometer | % | | | | | | |
| 0.0055 | HYD-5.5 | Grain size < 0.0055 mm, Hydrometer | % | | | | | | |
| 0.0054 | HYD-5.4 | Grain size < 0.0054 mm, Hydrometer | % | | | | | | |
| 0.0049 | HYD-4.9 | Grain size < 0.0049 mm, Hydrometer | % | | | | | | |
| 0.0048 | HYD-4.8 | Grain size < 0.0048 mm, Hydrometer | % | 11 | 89 | 6 | 94 | | |
| 0.0047 | HYD-4.7 | Grain size < 0.0047 mm, Hydrometer | % | | | | | 7 | 93 |
| 0.0046 | HYD-4.6 | Grain size < 0.0046 mm, Hydrometer | % | | | | | | |
| 0.0045 | HYD-4.5 | Grain size < 0.0045 mm, Hydrometer | % | | | | | | |
| 0.0044 | HYD-4.4 | Grain size < 0.0044 mm, Hydrometer | % | | | | | | |
| 0.0043 | HYD-4.3 | Grain size < 0.0043 mm, Hydrometer | % | | | | | | |
| 0.0042 | HYD-4.2 | Grain size < 0.0042 mm, Hydrometer | % | | | | | | |
| 0.0034 | HYD-3.4 | Grain size < 0.0034 mm, Hydrometer | % | 8 | 92 | | | 6 | 94 |

| | | | | | | | | | |
|---|---|---|---|---|---|---|---|---|---|
| | | | | % pass through | % retained | % pass through | % retained | % pass through | % retained |
| | | | SYS_LOC_CODE | 311 | 311 | 317 | 317 | 318 | 318 |
| | | | DEPTH_INTERVAL | 0 - 2 cm | 0 - 2 cm | 0 - 2 cm | 0 - 2 cm | 0 - 2 cm | 0 - 2 cm |
| | | | SAMPLE_TYPE_CODE | N | N | N | N | N | N |
| | | | SYS_SAMPLE_CODE | S-311-20FSP20-01 | S-311-20FSP20-01 | S-317-20FSP20-01 | S-317-20FSP20-01 | S-318-20FSP20-01 | S-318-20FSP20-01 |
| 0.0094 | HYD-9.4 | Grain size < 0.0094 mm, Hydrometer | % | | | | | | |
| 0.0093 | HYD-9.3 | Grain size < 0.0093 mm, Hydrometer | % | | | | | | |
| 0.0092 | HYD-9.2 | Grain size < 0.0092 mm, Hydrometer | % | 8 | 92 | | | | |
| 0.0091 | HYD-9.1 | Grain size < 0.0091 mm, Hydrometer | % | | | 36 | 64 | | |
| 0.009 | HYD-9.0 | Grain size < 0.0090 mm, Hydrometer | % | | | | | | |
| 0.0089 | HYD-8.9 | Grain size < 0.0089 mm, Hydrometer | % | | | | | | |
| 0.0088 | HYD-8.8 | Grain size < 0.0088 mm, Hydrometer | % | | | | | | |
| 0.0087 | HYD-8.7 | Grain size < 0.0087 mm, Hydrometer | % | | | | | | |
| 0.0086 | HYD-8.6 | Grain size < 0.0086 mm, Hydrometer | % | | | | | | |
| 0.0085 | HYD-8.5 | Grain size < 0.0085 mm, Hydrometer | % | | | | | | |
| 0.0084 | HYD-8.4 | Grain size < 0.0084 mm, Hydrometer | % | | | | | | |
| 0.007 | HYD-7.0 | Grain size < 0.0070 mm, Hydrometer | % | | | | | | |
| 0.0069 | HYD-6.9 | Grain size < 0.0069 mm, Hydrometer | % | | | | | | |
| 0.0068 | HYD-6.8 | Grain size < 0.0068 mm, Hydrometer | % | | | | | | |
| 0.0067 | HYD-6.7 | Grain size < 0.0067 mm, Hydrometer | % | | | | | | |
| 0.0066 | HYD-6.6 | Grain size < 0.0066 mm, Hydrometer | % | 6 | 94 | | | | |
| 0.0065 | HYD-6.5 | Grain size < 0.0065 mm, Hydrometer | % | | | | | | |
| 0.0064 | HYD-6.4 | Grain size < 0.0064 mm, Hydrometer | % | | | | | | |
| 0.0063 | HYD-6.3 | Grain size < 0.0063 mm, Hydrometer | % | | | | | | |
| 0.0062 | HYD-6.2 | Grain size < 0.0062 mm, Hydrometer | % | | | | | | |
| 0.0061 | HYD-6.1 | Grain size < 0.0061 mm, Hydrometer | % | | | | | | |
| 0.006 | HYD-6.0 | Grain size < 0.0060 mm, Hydrometer | % | | | | | | |
| 0.0058 | HYD-5.8 | Grain size < 0.0058 mm, Hydrometer | % | | | | | | |
| 0.0056 | HYD-5.6 | Grain size < 0.0056 mm, Hydrometer | % | | | 26 | 74 | | |
| 0.0055 | HYD-5.5 | Grain size < 0.0055 mm, Hydrometer | % | | | | | | |
| 0.0054 | HYD-5.4 | Grain size < 0.0054 mm, Hydrometer | % | | | | | | |
| 0.0049 | HYD-4.9 | Grain size < 0.0049 mm, Hydrometer | % | | | | | | |
| 0.0048 | HYD-4.8 | Grain size < 0.0048 mm, Hydrometer | % | | | | | | |
| 0.0047 | HYD-4.7 | Grain size < 0.0047 mm, Hydrometer | % | | | 23 | 77 | | |
| 0.0046 | HYD-4.6 | Grain size < 0.0046 mm, Hydrometer | % | | | | | | |
| 0.0045 | HYD-4.5 | Grain size < 0.0045 mm, Hydrometer | % | 5 | 95 | | | | |
| 0.0044 | HYD-4.4 | Grain size < 0.0044 mm, Hydrometer | % | | | | | | |
| 0.0043 | HYD-4.3 | Grain size < 0.0043 mm, Hydrometer | % | | | | | | |
| 0.0042 | HYD-4.2 | Grain size < 0.0042 mm, Hydrometer | % | | | | | | |
| 0.0034 | HYD-3.4 | Grain size < 0.0034 mm, Hydrometer | % | 3 | 97 | | | | |

| | | | | | | | | | |
|---|---|---|---|---|---|---|---|---|---|
| | | | | % pass through | % retained | % pass through | % retained | % pass through | % retained |
| | | | SYS_LOC_CODE | 323 | 323 | 324 | 324 | 325 | 325 |
| | | | DEPTH_INTERVAL | 0 - 2 cm | 0 - 2 cm | 0 - 2 cm | 0 - 2 cm | 0 - 2 cm | 0 - 2 cm |
| | | | SAMPLE_TYPE_CODE | N | N | N | N | N | N |
| | | | SYS_SAMPLE_CODE | S-323-20FSP20-01 | S-323-20FSP20-01 | S-324-20FSP20-01 | S-324-20FSP20-01 | S-325-20FSP20-01 | S-325-20FSP20-01 |
| 0.0094 | HYD-9.4 | Grain size < 0.0094 mm, Hydrometer | % | | | | | | |
| 0.0093 | HYD-9.3 | Grain size < 0.0093 mm, Hydrometer | % | | | | | | |
| 0.0092 | HYD-9.2 | Grain size < 0.0092 mm, Hydrometer | % | | | | | 28 | 72 |
| 0.0091 | HYD-9.1 | Grain size < 0.0091 mm, Hydrometer | % | | | 26 | 74 | | |
| 0.009 | HYD-9.0 | Grain size < 0.0090 mm, Hydrometer | % | | | | | | |
| 0.0089 | HYD-8.9 | Grain size < 0.0089 mm, Hydrometer | % | | | | | | |
| 0.0088 | HYD-8.8 | Grain size < 0.0088 mm, Hydrometer | % | | | | | | |
| 0.0087 | HYD-8.7 | Grain size < 0.0087 mm, Hydrometer | % | | | | | | |
| 0.0086 | HYD-8.6 | Grain size < 0.0086 mm, Hydrometer | % | | | | | | |
| 0.0085 | HYD-8.5 | Grain size < 0.0085 mm, Hydrometer | % | | | | | | |
| 0.0084 | HYD-8.4 | Grain size < 0.0084 mm, Hydrometer | % | | | | | | |
| 0.007 | HYD-7.0 | Grain size < 0.0070 mm, Hydrometer | % | | | | | | |
| 0.0069 | HYD-6.9 | Grain size < 0.0069 mm, Hydrometer | % | | | | | | |
| 0.0068 | HYD-6.8 | Grain size < 0.0068 mm, Hydrometer | % | | | | | | |
| 0.0067 | HYD-6.7 | Grain size < 0.0067 mm, Hydrometer | % | | | | | | |
| 0.0066 | HYD-6.6 | Grain size < 0.0066 mm, Hydrometer | % | | | 23 | | | |
| 0.0065 | HYD-6.5 | Grain size < 0.0065 mm, Hydrometer | % | | | | | 23 | 77 |
| 0.0064 | HYD-6.4 | Grain size < 0.0064 mm, Hydrometer | % | | | | | | |
| 0.0063 | HYD-6.3 | Grain size < 0.0063 mm, Hydrometer | % | | | | | | |
| 0.0062 | HYD-6.2 | Grain size < 0.0062 mm, Hydrometer | % | | | | | | |
| 0.0061 | HYD-6.1 | Grain size < 0.0061 mm, Hydrometer | % | 11 | 89 | | | | |
| 0.006 | HYD-6.0 | Grain size < 0.0060 mm, Hydrometer | % | | | | | | |
| 0.0058 | HYD-5.8 | Grain size < 0.0058 mm, Hydrometer | % | | | | | | |
| 0.0056 | HYD-5.6 | Grain size < 0.0056 mm, Hydrometer | % | | | | | | |
| 0.0055 | HYD-5.5 | Grain size < 0.0055 mm, Hydrometer | % | | | | | | |
| 0.0054 | HYD-5.4 | Grain size < 0.0054 mm, Hydrometer | % | | | | | | |
| 0.0049 | HYD-4.9 | Grain size < 0.0049 mm, Hydrometer | % | | | | | | |
| 0.0048 | HYD-4.8 | Grain size < 0.0048 mm, Hydrometer | % | | | | | | |
| 0.0047 | HYD-4.7 | Grain size < 0.0047 mm, Hydrometer | % | 8 | 92 | 21 | 79 | | |
| 0.0046 | HYD-4.6 | Grain size < 0.0046 mm, Hydrometer | % | | | | | | |
| 0.0045 | HYD-4.5 | Grain size < 0.0045 mm, Hydrometer | % | | | | | | |
| 0.0044 | HYD-4.4 | Grain size < 0.0044 mm, Hydrometer | % | | | | | | |
| 0.0043 | HYD-4.3 | Grain size < 0.0043 mm, Hydrometer | % | | | | | 20 | 80 |
| 0.0042 | HYD-4.2 | Grain size < 0.0042 mm, Hydrometer | % | | | | | | |
| 0.0034 | HYD-3.4 | Grain size < 0.0034 mm, Hydrometer | % | 6 | 94 | | | | |

| | | | | | | | | | |
|---|---|---|---|---|---|---|---|---|---|
| | | | | % pass through | % retained | % pass through | % retained | % pass through | % retained |
| | | | SYS_LOC_CODE | 325 | 325 | 331 | 331 | 332 | 332 |
| | | | DEPTH_INTERVAL | 0 - 2 cm | 0 - 2 cm | 0 - 2 cm | 0 - 2 cm | 0 - 2 cm | 0 - 2 cm |
| | | | SAMPLE_TYPE_CODE | FD | FD | N | N | N | N |
| | | | SYS_SAMPLE_CODE | S-325-20FSP20-01-REP | S-325-20FSP20-01-REP | S-331-20FSP20-01 | S-331-20FSP20-01 | S-332-20FSP20-01 | S-332-20FSP20-01 |
| 0.0094 | HYD-9.4 | Grain size < 0.0094 mm, Hydrometer | % | | | | | | |
| 0.0093 | HYD-9.3 | Grain size < 0.0093 mm, Hydrometer | % | | | | | 9 | 91 |
| 0.0092 | HYD-9.2 | Grain size < 0.0092 mm, Hydrometer | % | | | | | | |
| 0.0091 | HYD-9.1 | Grain size < 0.0091 mm, Hydrometer | % | | | | | | |
| 0.009 | HYD-9.0 | Grain size < 0.0090 mm, Hydrometer | % | | | 21 | 79 | | |
| 0.0089 | HYD-8.9 | Grain size < 0.0089 mm, Hydrometer | % | 27 | 73 | | | | |
| 0.0088 | HYD-8.8 | Grain size < 0.0088 mm, Hydrometer | % | | | | | | |
| 0.0087 | HYD-8.7 | Grain size < 0.0087 mm, Hydrometer | % | | | | | | |
| 0.0086 | HYD-8.6 | Grain size < 0.0086 mm, Hydrometer | % | | | | | | |
| 0.0085 | HYD-8.5 | Grain size < 0.0085 mm, Hydrometer | % | | | | | | |
| 0.0084 | HYD-8.4 | Grain size < 0.0084 mm, Hydrometer | % | | | | | | |
| 0.007 | HYD-7.0 | Grain size < 0.0070 mm, Hydrometer | % | | | | | | |
| 0.0069 | HYD-6.9 | Grain size < 0.0069 mm, Hydrometer | % | | | | | | |
| 0.0068 | HYD-6.8 | Grain size < 0.0068 mm, Hydrometer | % | | | | | | |
| 0.0067 | HYD-6.7 | Grain size < 0.0067 mm, Hydrometer | % | | | | | | |
| 0.0066 | HYD-6.6 | Grain size < 0.0066 mm, Hydrometer | % | | | | | 6 | 94 |
| 0.0065 | HYD-6.5 | Grain size < 0.0065 mm, Hydrometer | % | 22 | 78 | 17 | 83 | | |
| 0.0064 | HYD-6.4 | Grain size < 0.0064 mm, Hydrometer | % | | | | | | |
| 0.0063 | HYD-6.3 | Grain size < 0.0063 mm, Hydrometer | % | | | | | | |
| 0.0062 | HYD-6.2 | Grain size < 0.0062 mm, Hydrometer | % | | | | | | |
| 0.0061 | HYD-6.1 | Grain size < 0.0061 mm, Hydrometer | % | | | | | | |
| 0.006 | HYD-6.0 | Grain size < 0.0060 mm, Hydrometer | % | | | | | | |
| 0.0058 | HYD-5.8 | Grain size < 0.0058 mm, Hydrometer | % | | | | | | |
| 0.0056 | HYD-5.6 | Grain size < 0.0056 mm, Hydrometer | % | | | | | | |
| 0.0055 | HYD-5.5 | Grain size < 0.0055 mm, Hydrometer | % | | | | | | |
| 0.0054 | HYD-5.4 | Grain size < 0.0054 mm, Hydrometer | % | | | | | | |
| 0.0049 | HYD-4.9 | Grain size < 0.0049 mm, Hydrometer | % | | | | | | |
| 0.0048 | HYD-4.8 | Grain size < 0.0048 mm, Hydrometer | % | | | | | 4 | 96 |
| 0.0047 | HYD-4.7 | Grain size < 0.0047 mm, Hydrometer | % | | | | | | |
| 0.0046 | HYD-4.6 | Grain size < 0.0046 mm, Hydrometer | % | 20 | 80 | | | | |
| 0.0045 | HYD-4.5 | Grain size < 0.0045 mm, Hydrometer | % | | | | | | |
| 0.0044 | HYD-4.4 | Grain size < 0.0044 mm, Hydrometer | % | | | 15 | 85 | | |
| 0.0043 | HYD-4.3 | Grain size < 0.0043 mm, Hydrometer | % | | | | | | |
| 0.0042 | HYD-4.2 | Grain size < 0.0042 mm, Hydrometer | % | | | | | | |
| 0.0034 | HYD-3.4 | Grain size < 0.0034 mm, Hydrometer | % | | | 12 | 88 | | |

| | | | | | | | | | |
|---|---|---|---|---|---|---|---|---|---|
| | | | | % pass through | % retained | % pass through | % retained | % pass through | % retained |
| | | | SYS_LOC_CODE | 333 | 333 | 334 | 334 | 335 | 335 |
| | | | DEPTH_INTERVAL | 0 - 2 cm | 0 - 2 cm | 0 - 2 cm | 0 - 2 cm | 0 - 2 cm | 0 - 2 cm |
| | | | SAMPLE_TYPE_CODE | N | N | N | N | N | N |
| | | | SYS_SAMPLE_CODE | S-333-20FSP20-01 | S-333-20FSP20-01 | S-334-20FSP20-01 | S-334-20FSP20-01 | S-335-20FSP20-01 | S-335-20FSP20-01 |
| 0.0094 | HYD-9.4 | Grain size < 0.0094 mm, Hydrometer | % | | | | | | |
| 0.0093 | HYD-9.3 | Grain size < 0.0093 mm, Hydrometer | % | | | | | | |
| 0.0092 | HYD-9.2 | Grain size < 0.0092 mm, Hydrometer | % | 22 | 78 | | | | |
| 0.0091 | HYD-9.1 | Grain size < 0.0091 mm, Hydrometer | % | | | | | | |
| 0.009 | HYD-9.0 | Grain size < 0.0090 mm, Hydrometer | % | | | 32 | 68 | | |
| 0.0089 | HYD-8.9 | Grain size < 0.0089 mm, Hydrometer | % | | | | | | |
| 0.0088 | HYD-8.8 | Grain size < 0.0088 mm, Hydrometer | % | | | | | | |
| 0.0087 | HYD-8.7 | Grain size < 0.0087 mm, Hydrometer | % | | | | | | |
| 0.0086 | HYD-8.6 | Grain size < 0.0086 mm, Hydrometer | % | | | | | | |
| 0.0085 | HYD-8.5 | Grain size < 0.0085 mm, Hydrometer | % | | | | | 45 | 55 |
| 0.0084 | HYD-8.4 | Grain size < 0.0084 mm, Hydrometer | % | | | | | | |
| 0.007 | HYD-7.0 | Grain size < 0.0070 mm, Hydrometer | % | | | | | | |
| 0.0069 | HYD-6.9 | Grain size < 0.0069 mm, Hydrometer | % | | | | | | |
| 0.0068 | HYD-6.8 | Grain size < 0.0068 mm, Hydrometer | % | | | | | | |
| 0.0067 | HYD-6.7 | Grain size < 0.0067 mm, Hydrometer | % | | | 23 | 77 | | |
| 0.0066 | HYD-6.6 | Grain size < 0.0066 mm, Hydrometer | % | 19 | 81 | | | | |
| 0.0065 | HYD-6.5 | Grain size < 0.0065 mm, Hydrometer | % | | | | | | |
| 0.0064 | HYD-6.4 | Grain size < 0.0064 mm, Hydrometer | % | | | | | | |
| 0.0063 | HYD-6.3 | Grain size < 0.0063 mm, Hydrometer | % | | | | | 38 | 62 |
| 0.0062 | HYD-6.2 | Grain size < 0.0062 mm, Hydrometer | % | | | | | | |
| 0.0061 | HYD-6.1 | Grain size < 0.0061 mm, Hydrometer | % | | | | | | |
| 0.006 | HYD-6.0 | Grain size < 0.0060 mm, Hydrometer | % | | | | | | |
| 0.0058 | HYD-5.8 | Grain size < 0.0058 mm, Hydrometer | % | | | | | | |
| 0.0056 | HYD-5.6 | Grain size < 0.0056 mm, Hydrometer | % | | | | | | |
| 0.0055 | HYD-5.5 | Grain size < 0.0055 mm, Hydrometer | % | | | | | | |
| 0.0054 | HYD-5.4 | Grain size < 0.0054 mm, Hydrometer | % | | | | | | |
| 0.0049 | HYD-4.9 | Grain size < 0.0049 mm, Hydrometer | % | | | | | | |
| 0.0048 | HYD-4.8 | Grain size < 0.0048 mm, Hydrometer | % | | | 18 | 82 | | |
| 0.0047 | HYD-4.7 | Grain size < 0.0047 mm, Hydrometer | % | | | | | | |
| 0.0046 | HYD-4.6 | Grain size < 0.0046 mm, Hydrometer | % | 17 | 83 | | | | |
| 0.0045 | HYD-4.5 | Grain size < 0.0045 mm, Hydrometer | % | | | | | | |
| 0.0044 | HYD-4.4 | Grain size < 0.0044 mm, Hydrometer | % | | | | | 34 | 66 |
| 0.0043 | HYD-4.3 | Grain size < 0.0043 mm, Hydrometer | % | | | | | | |
| 0.0042 | HYD-4.2 | Grain size < 0.0042 mm, Hydrometer | % | | | | | | |
| 0.0034 | HYD-3.4 | Grain size < 0.0034 mm, Hydrometer | % | | | | | | |

| | | | | % pass through | % retained | % pass through | % retained | % pass through | % retained |
|---|---|---|---|---|---|---|---|---|---|
| | | | SYS_LOC_CODE | 338 | 338 | 339 | 339 | 340 | 340 |
| | | | DEPTH_INTERVAL | 0 - 2 cm | 0 - 2 cm | 0 - 2 cm | 0 - 2 cm | 0 - 2 cm | 0 - 2 cm |
| | | | SAMPLE_TYPE_CODE | N | N | N | N | N | N |
| | | | SYS_SAMPLE_CODE | S-338-20FSP20-01 | S-338-20FSP20-01 | S-339-20FSP20-01 | S-339-20FSP20-01 | S-340-20FSP20-01 | S-340-20FSP20-01 |
| 0.0094 | HYD-9.4 | Grain size < 0.0094 mm, Hydrometer | % | | | | | | |
| 0.0093 | HYD-9.3 | Grain size < 0.0093 mm, Hydrometer | % | | | | | | |
| 0.0092 | HYD-9.2 | Grain size < 0.0092 mm, Hydrometer | % | | | | | 33 | 67 |
| 0.0091 | HYD-9.1 | Grain size < 0.0091 mm, Hydrometer | % | | | | | | |
| 0.009 | HYD-9.0 | Grain size < 0.0090 mm, Hydrometer | % | | | 27 | 73 | | |
| 0.0089 | HYD-8.9 | Grain size < 0.0089 mm, Hydrometer | % | 34 | 66 | | | | |
| 0.0088 | HYD-8.8 | Grain size < 0.0088 mm, Hydrometer | % | | | | | | |
| 0.0087 | HYD-8.7 | Grain size < 0.0087 mm, Hydrometer | % | | | | | | |
| 0.0086 | HYD-8.6 | Grain size < 0.0086 mm, Hydrometer | % | | | | | | |
| 0.0085 | HYD-8.5 | Grain size < 0.0085 mm, Hydrometer | % | | | | | | |
| 0.0084 | HYD-8.4 | Grain size < 0.0084 mm, Hydrometer | % | | | | | | |
| 0.007 | HYD-7.0 | Grain size < 0.0070 mm, Hydrometer | % | | | | | | |
| 0.0069 | HYD-6.9 | Grain size < 0.0069 mm, Hydrometer | % | | | | | | |
| 0.0068 | HYD-6.8 | Grain size < 0.0068 mm, Hydrometer | % | | | | | | |
| 0.0067 | HYD-6.7 | Grain size < 0.0067 mm, Hydrometer | % | | | | | | |
| 0.0066 | HYD-6.6 | Grain size < 0.0066 mm, Hydrometer | % | | | 24 | 76 | 25 | 75 |
| 0.0065 | HYD-6.5 | Grain size < 0.0065 mm, Hydrometer | % | | | | | | |
| 0.0064 | HYD-6.4 | Grain size < 0.0064 mm, Hydrometer | % | | | | | | |
| 0.0063 | HYD-6.3 | Grain size < 0.0063 mm, Hydrometer | % | | | | | | |
| 0.0062 | HYD-6.2 | Grain size < 0.0062 mm, Hydrometer | % | 28 | 72 | | | | |
| 0.0061 | HYD-6.1 | Grain size < 0.0061 mm, Hydrometer | % | | | | | | |
| 0.006 | HYD-6.0 | Grain size < 0.0060 mm, Hydrometer | % | | | | | | |
| 0.0058 | HYD-5.8 | Grain size < 0.0058 mm, Hydrometer | % | | | | | | |
| 0.0056 | HYD-5.6 | Grain size < 0.0056 mm, Hydrometer | % | | | | | | |
| 0.0055 | HYD-5.5 | Grain size < 0.0055 mm, Hydrometer | % | | | | | | |
| 0.0054 | HYD-5.4 | Grain size < 0.0054 mm, Hydrometer | % | | | | | | |
| 0.0049 | HYD-4.9 | Grain size < 0.0049 mm, Hydrometer | % | | | | | | |
| 0.0048 | HYD-4.8 | Grain size < 0.0048 mm, Hydrometer | % | | | | | | |
| 0.0047 | HYD-4.7 | Grain size < 0.0047 mm, Hydrometer | % | | | | | 21 | |
| 0.0046 | HYD-4.6 | Grain size < 0.0046 mm, Hydrometer | % | | | | | | |
| 0.0045 | HYD-4.5 | Grain size < 0.0045 mm, Hydrometer | % | 25 | 75 | 19 | 81 | | |
| 0.0044 | HYD-4.4 | Grain size < 0.0044 mm, Hydrometer | % | | | | | | |
| 0.0043 | HYD-4.3 | Grain size < 0.0043 mm, Hydrometer | % | | | | | | |
| 0.0042 | HYD-4.2 | Grain size < 0.0042 mm, Hydrometer | % | | | | | | |
| 0.0034 | HYD-3.4 | Grain size < 0.0034 mm, Hydrometer | % | | | | | 16 | 84 |

| | | | | | | | | | |
|---|---|---|---|---|---|---|---|---|---|
| | | | | % pass through | % retained | % pass through | % retained | % pass through | % retained |
| | | | SYS_LOC_CODE | 341 | 341 | 345 | 345 | 346 | 346 |
| | | | DEPTH_INTERVAL | 0 - 2 cm | 0 - 2 cm | 0 - 2 cm | 0 - 2 cm | 0 - 2 cm | 0 - 2 cm |
| | | | SAMPLE_TYPE_CODE | N | N | N | N | N | N |
| | | | SYS_SAMPLE_CODE | S-341-20FSP20-01 | S-341-20FSP20-01 | S-345-20FSP20-01 | S-345-20FSP20-01 | S-346-20FSP20-01 | S-346-20FSP20-01 |
| 0.0094 | HYD-9.4 | Grain size < 0.0094 mm, Hydrometer | % | | | | | | |
| 0.0093 | HYD-9.3 | Grain size < 0.0093 mm, Hydrometer | % | | | | | | |
| 0.0092 | HYD-9.2 | Grain size < 0.0092 mm, Hydrometer | % | | | | | | |
| 0.0091 | HYD-9.1 | Grain size < 0.0091 mm, Hydrometer | % | 8 | 92 | | | 4 | 96 |
| 0.009 | HYD-9.0 | Grain size < 0.0090 mm, Hydrometer | % | | | | | | |
| 0.0089 | HYD-8.9 | Grain size < 0.0089 mm, Hydrometer | % | | | | | | |
| 0.0088 | HYD-8.8 | Grain size < 0.0088 mm, Hydrometer | % | | | 33 | 67 | | |
| 0.0087 | HYD-8.7 | Grain size < 0.0087 mm, Hydrometer | % | | | | | | |
| 0.0086 | HYD-8.6 | Grain size < 0.0086 mm, Hydrometer | % | | | | | | |
| 0.0085 | HYD-8.5 | Grain size < 0.0085 mm, Hydrometer | % | | | | | | |
| 0.0084 | HYD-8.4 | Grain size < 0.0084 mm, Hydrometer | % | | | | | | |
| 0.007 | HYD-7.0 | Grain size < 0.0070 mm, Hydrometer | % | | | | | | |
| 0.0069 | HYD-6.9 | Grain size < 0.0069 mm, Hydrometer | % | | | | | | |
| 0.0068 | HYD-6.8 | Grain size < 0.0068 mm, Hydrometer | % | | | | | 2 | 98 |
| 0.0067 | HYD-6.7 | Grain size < 0.0067 mm, Hydrometer | % | 6 | 94 | | | | |
| 0.0066 | HYD-6.6 | Grain size < 0.0066 mm, Hydrometer | % | | | | | | |
| 0.0065 | HYD-6.5 | Grain size < 0.0065 mm, Hydrometer | % | | | 25 | 75 | | |
| 0.0064 | HYD-6.4 | Grain size < 0.0064 mm, Hydrometer | % | | | | | | |
| 0.0063 | HYD-6.3 | Grain size < 0.0063 mm, Hydrometer | % | | | | | | |
| 0.0062 | HYD-6.2 | Grain size < 0.0062 mm, Hydrometer | % | | | | | | |
| 0.0061 | HYD-6.1 | Grain size < 0.0061 mm, Hydrometer | % | | | | | | |
| 0.006 | HYD-6.0 | Grain size < 0.0060 mm, Hydrometer | % | | | | | | |
| 0.0058 | HYD-5.8 | Grain size < 0.0058 mm, Hydrometer | % | | | | | | |
| 0.0056 | HYD-5.6 | Grain size < 0.0056 mm, Hydrometer | % | | | | | | |
| 0.0055 | HYD-5.5 | Grain size < 0.0055 mm, Hydrometer | % | | | | | | |
| 0.0054 | HYD-5.4 | Grain size < 0.0054 mm, Hydrometer | % | | | | | | |
| 0.0049 | HYD-4.9 | Grain size < 0.0049 mm, Hydrometer | % | | | | | | |
| 0.0048 | HYD-4.8 | Grain size < 0.0048 mm, Hydrometer | % | | | | | 0 | 100 |
| 0.0047 | HYD-4.7 | Grain size < 0.0047 mm, Hydrometer | % | | | | | | |
| 0.0046 | HYD-4.6 | Grain size < 0.0046 mm, Hydrometer | % | | | 23 | 77 | | |
| 0.0045 | HYD-4.5 | Grain size < 0.0045 mm, Hydrometer | % | | | | | | |
| 0.0044 | HYD-4.4 | Grain size < 0.0044 mm, Hydrometer | % | 5 | 95 | | | | |
| 0.0043 | HYD-4.3 | Grain size < 0.0043 mm, Hydrometer | % | | | | | | |
| 0.0042 | HYD-4.2 | Grain size < 0.0042 mm, Hydrometer | % | | | | | | |
| 0.0034 | HYD-3.4 | Grain size < 0.0034 mm, Hydrometer | % | 3 | 97 | | | | |

| | | | | % pass through | % retained | % pass through | % retained |
|---|---|---|---|---|---|---|---|
| | | | SYS_LOC_CODE | 349 | 349 | 352 | 352 |
| | | | DEPTH_INTERVAL | 0 - 2 cm | 0 - 2 cm | 0 - 2 cm | 0 - 2 cm |
| | | | SAMPLE_TYPE_CODE | N | N | N | N |
| | | | SYS_SAMPLE_CODE | S-349-20FSP20-01 | S-349-20FSP20-01 | S-352-20FSP20-01 | S-352-20FSP20-01 |
| 0.0094 | HYD-9.4 | Grain size < 0.0094 mm, Hydrometer | % | | | | |
| 0.0093 | HYD-9.3 | Grain size < 0.0093 mm, Hydrometer | % | 14 | 86 | 5 | 95 |
| 0.0092 | HYD-9.2 | Grain size < 0.0092 mm, Hydrometer | % | | | | |
| 0.0091 | HYD-9.1 | Grain size < 0.0091 mm, Hydrometer | % | | | | |
| 0.009 | HYD-9.0 | Grain size < 0.0090 mm, Hydrometer | % | | | | |
| 0.0089 | HYD-8.9 | Grain size < 0.0089 mm, Hydrometer | % | | | | |
| 0.0088 | HYD-8.8 | Grain size < 0.0088 mm, Hydrometer | % | | | | |
| 0.0087 | HYD-8.7 | Grain size < 0.0087 mm, Hydrometer | % | | | | |
| 0.0086 | HYD-8.6 | Grain size < 0.0086 mm, Hydrometer | % | | | | |
| 0.0085 | HYD-8.5 | Grain size < 0.0085 mm, Hydrometer | % | | | | |
| 0.0084 | HYD-8.4 | Grain size < 0.0084 mm, Hydrometer | % | | | | |
| 0.007 | HYD-7.0 | Grain size < 0.0070 mm, Hydrometer | % | | | | |
| 0.0069 | HYD-6.9 | Grain size < 0.0069 mm, Hydrometer | % | | | | |
| 0.0068 | HYD-6.8 | Grain size < 0.0068 mm, Hydrometer | % | | | 3 | 97 |
| 0.0067 | HYD-6.7 | Grain size < 0.0067 mm, Hydrometer | % | 12 | 88 | | |
| 0.0066 | HYD-6.6 | Grain size < 0.0066 mm, Hydrometer | % | | | | |
| 0.0065 | HYD-6.5 | Grain size < 0.0065 mm, Hydrometer | % | | | | |
| 0.0064 | HYD-6.4 | Grain size < 0.0064 mm, Hydrometer | % | | | | |
| 0.0063 | HYD-6.3 | Grain size < 0.0063 mm, Hydrometer | % | | | | |
| 0.0062 | HYD-6.2 | Grain size < 0.0062 mm, Hydrometer | % | | | | |
| 0.0061 | HYD-6.1 | Grain size < 0.0061 mm, Hydrometer | % | | | | |
| 0.006 | HYD-6.0 | Grain size < 0.0060 mm, Hydrometer | % | | | | |
| 0.0058 | HYD-5.8 | Grain size < 0.0058 mm, Hydrometer | % | | | | |
| 0.0056 | HYD-5.6 | Grain size < 0.0056 mm, Hydrometer | % | | | | |
| 0.0055 | HYD-5.5 | Grain size < 0.0055 mm, Hydrometer | % | | | | |
| 0.0054 | HYD-5.4 | Grain size < 0.0054 mm, Hydrometer | % | | | | |
| 0.0049 | HYD-4.9 | Grain size < 0.0049 mm, Hydrometer | % | | | 2 | 98 |
| 0.0048 | HYD-4.8 | Grain size < 0.0048 mm, Hydrometer | % | 10 | 90 | | |
| 0.0047 | HYD-4.7 | Grain size < 0.0047 mm, Hydrometer | % | | | | |
| 0.0046 | HYD-4.6 | Grain size < 0.0046 mm, Hydrometer | % | | | | |
| 0.0045 | HYD-4.5 | Grain size < 0.0045 mm, Hydrometer | % | | | | |
| 0.0044 | HYD-4.4 | Grain size < 0.0044 mm, Hydrometer | % | | | | |
| 0.0043 | HYD-4.3 | Grain size < 0.0043 mm, Hydrometer | % | | | | |
| 0.0042 | HYD-4.2 | Grain size < 0.0042 mm, Hydrometer | % | | | | |
| 0.0034 | HYD-3.4 | Grain size < 0.0034 mm, Hydrometer | % | 7 | 93 | 2 | 98 |

| | | | | | | | | | |
|---|---|---|---|---|---|---|---|---|---|
| | | | | % pass through | % retained | % pass through | % retained | % pass through | % retained |
| | | | SYS_LOC_CODE | 105 | 105 | 108 | 108 | 109 | 109 |
| | | | DEPTH_INTERVAL | 0 - 2 cm | 0 - 2 cm | 0 - 2 cm | 0 - 2 cm | 0 - 2 cm | 0 - 2 cm |
| | | | SAMPLE_TYPE_CODE | N | N | N | N | N | N |
| | | | SYS_SAMPLE_CODE | S-105-20FSP20-01 | S-105-20FSP20-01 | S-108-20FSP20-01 | S-108-20FSP20-01 | S-109-20FSP20-01 | S-109-20FSP20-01 |
| 0.0033 | HYD-3.3 | Grain size < 0.0033 mm, Hydrometer | % | 21 | 79 | 22 | 78 | 23 | 77 |
| 0.0032 | HYD-3.2 | Grain size < 0.0032 mm, Hydrometer | % | | | | | | |
| 0.0016 | HYD-1.6 | Grain size < 0.0016 mm, Hydrometer | % | | | | | 17 | 83 |
| 0.0015 | HYD-1.5 | Grain size < 0.0015 mm, Hydrometer | % | 18 | 82 | | | | |
| 0.0014 | HYD-1.4 | Grain size < 0.0014 mm, Hydrometer | % | | | 18 | 82 | | |
| 0.0013 | HYD-1.3 | Grain size < 0.0013 mm, Hydrometer | % | | | | | | |

| | | | | | | | | | |
|---|---|---|---|---|---|---|---|---|---|
| | | | | % pass through | % retained | % pass through | % retained | % pass through | % retained |
| | | | SYS_LOC_CODE | 111 | 111 | 114 | 114 | 115 | 115 |
| | | | DEPTH_INTERVAL | 0 - 2 cm | 0 - 2 cm | 0 - 2 cm | 0 - 2 cm | 0 - 2 cm | 0 - 2 cm |
| | | | SAMPLE_TYPE_CODE | N | N | N | N | N | N |
| | | | SYS_SAMPLE_CODE | S-111-20FSP20-01 | S-111-20FSP20-01 | S-114-20FSP20-01 | S-114-20FSP20-01 | S-115-20FSP20-01 | S-115-20FSP20-01 |
| 0.0033 | HYD-3.3 | Grain size < 0.0033 mm, Hydrometer | % | 23 | 77 | 23 | 77 | 21 | 79 |
| 0.0032 | HYD-3.2 | Grain size < 0.0032 mm, Hydrometer | % | | | | | | |
| 0.0016 | HYD-1.6 | Grain size < 0.0016 mm, Hydrometer | % | | | 15 | 85 | | |
| 0.0015 | HYD-1.5 | Grain size < 0.0015 mm, Hydrometer | % | 20 | 80 | | | | |
| 0.0014 | HYD-1.4 | Grain size < 0.0014 mm, Hydrometer | % | | | | | 14 | 86 |
| 0.0013 | HYD-1.3 | Grain size < 0.0013 mm, Hydrometer | % | | | | | | |

| | | | | | | | | | |
|---|---|---|---|---|---|---|---|---|---|
| | | | | % pass through | % retained | % pass through | % retained | % pass through | % retained |
| | | | SYS_LOC_CODE | 117 | 117 | 120 | 120 | 121 | 121 |
| | | | DEPTH_INTERVAL | 0 - 2 cm | 0 - 2 cm | 0 - 2 cm | 0 - 2 cm | 0 - 2 cm | 0 - 2 cm |
| | | | SAMPLE_TYPE_CODE | N | N | N | N | N | N |
| | | | SYS_SAMPLE_CODE | S-117-20FSP20-01 | S-117-20FSP20-01 | S-120-20FSP20-01 | S-120-20FSP20-01 | S-121-20FSP20-01 | S-121-20FSP20-01 |
| 0.0033 | HYD-3.3 | Grain size < 0.0033 mm, Hydrometer | % | 24 | 76 | 26 | 74 | 18 | 82 |
| 0.0032 | HYD-3.2 | Grain size < 0.0032 mm, Hydrometer | % | | | | | | |
| 0.0016 | HYD-1.6 | Grain size < 0.0016 mm, Hydrometer | % | | | | | | |
| 0.0015 | HYD-1.5 | Grain size < 0.0015 mm, Hydrometer | % | 21 | 79 | 16 | 84 | 15 | 85 |
| 0.0014 | HYD-1.4 | Grain size < 0.0014 mm, Hydrometer | % | | | | | | |
| 0.0013 | HYD-1.3 | Grain size < 0.0013 mm, Hydrometer | % | | | | | | |

| | | | | | | | | | |
|---|---|---|---|---|---|---|---|---|---|
| | | | | % pass through | % retained | % pass through | % retained | % pass through | % retained |
| | | | SYS_LOC_CODE | 123 | 123 | 123 | 123 | 125 | 125 |
| | | | DEPTH_INTERVAL | 0 - 2 cm | 0 - 2 cm | 0 - 2 cm | 0 - 2 cm | 0 - 2 cm | 0 - 2 cm |
| | | | SAMPLE_TYPE_CODE | N | N | FD | FD | N | N |
| | | | SYS_SAMPLE_CODE | S-123-20FSP20-01 | S-123-20FSP20-01 | S-123-20FSP20-01-REP | S-123-20FSP20-01-REP | S-125-20FSP20-01 | S-125-20FSP20-01 |
| 0.0033 | HYD-3.3 | Grain size < 0.0033 mm, Hydrometer | % | 26 | 74 | 26 | 74 | | |
| 0.0032 | HYD-3.2 | Grain size < 0.0032 mm, Hydrometer | % | | | | | | |
| 0.0016 | HYD-1.6 | Grain size < 0.0016 mm, Hydrometer | % | | | | | 20 | 80 |
| 0.0015 | HYD-1.5 | Grain size < 0.0015 mm, Hydrometer | % | | | | | | |
| 0.0014 | HYD-1.4 | Grain size < 0.0014 mm, Hydrometer | % | 18 | 82 | 22 | 78 | | |
| 0.0013 | HYD-1.3 | Grain size < 0.0013 mm, Hydrometer | % | | | | | | |

| | | | | | | | | | |
|---|---|---|---|---|---|---|---|---|---|
| | | | | % pass through | % retained | % pass through | % retained | % pass through | % retained |
| | | | SYS_LOC_CODE | 126 | 126 | 128 | 128 | 130 | 130 |
| | | | DEPTH_INTERVAL | 0 - 2 cm | 0 - 2 cm | 0 - 2 cm | 0 - 2 cm | 0 - 2 cm | 0 - 2 cm |
| | | | SAMPLE_TYPE_CODE | N | N | N | N | N | N |
| | | | SYS_SAMPLE_CODE | S-126-20FSP20-01 | S-126-20FSP20-01 | S-128-20FSP20-01 | S-128-20FSP20-01 | S-130-20FSP20-01 | S-130-20FSP20-01 |
| 0.0033 | HYD-3.3 | Grain size < 0.0033 mm, Hydrometer | % | | | 21 | 79 | | |
| 0.0032 | HYD-3.2 | Grain size < 0.0032 mm, Hydrometer | % | | | | | 25 | 75 |
| 0.0016 | HYD-1.6 | Grain size < 0.0016 mm, Hydrometer | % | | | | | | |
| 0.0015 | HYD-1.5 | Grain size < 0.0015 mm, Hydrometer | % | | | | | 13 | 87 |
| 0.0014 | HYD-1.4 | Grain size < 0.0014 mm, Hydrometer | % | 1 | 99 | 14 | 86 | | |
| 0.0013 | HYD-1.3 | Grain size < 0.0013 mm, Hydrometer | % | | | | | | |

| | | | | | | | | | |
|---|---|---|---|---|---|---|---|---|---|
| | | | | % pass through | % retained | % pass through | % retained | % pass through | % retained |
| | | | SYS_LOC_CODE | 131 | 131 | 134 | 134 | 135 | 135 |
| | | | DEPTH_INTERVAL | 0 - 2 cm | 0 - 2 cm | 0 - 2 cm | 0 - 2 cm | 0 - 2 cm | 0 - 2 cm |
| | | | SAMPLE_TYPE_CODE | N | N | N | N | N | N |
| | | | SYS_SAMPLE_CODE | S-131-20FSP20-01 | S-131-20FSP20-01 | S-134-20FSP20-01 | S-134-20FSP20-01 | S-135-20FSP20-01 | S-135-20FSP20-01 |
| 0.0033 | HYD-3.3 | Grain size < 0.0033 mm, Hydrometer | % | 25 | 75 | 26 | 74 | | |
| 0.0032 | HYD-3.2 | Grain size < 0.0032 mm, Hydrometer | % | | | | | | |
| 0.0016 | HYD-1.6 | Grain size < 0.0016 mm, Hydrometer | % | | | | | 0 | 100 |
| 0.0015 | HYD-1.5 | Grain size < 0.0015 mm, Hydrometer | % | | | | | | |
| 0.0014 | HYD-1.4 | Grain size < 0.0014 mm, Hydrometer | % | 22 | 78 | 16 | 84 | | |
| 0.0013 | HYD-1.3 | Grain size < 0.0013 mm, Hydrometer | % | | | | | | |

| | | | | | | | | | |
|---|---|---|---|---|---|---|---|---|---|
| | | | | % pass through | % retained | % pass through | % retained | % pass through | % retained |
| | | | SYS_LOC_CODE | 138 | 138 | 139 | 139 | 140 | 140 |
| | | | DEPTH_INTERVAL | 0 - 2 cm | 0 - 2 cm | 0 - 2 cm | 0 - 2 cm | 0 - 2 cm | 0 - 2 cm |
| | | | SAMPLE_TYPE_CODE | N | N | N | N | N | N |
| | | | SYS_SAMPLE_CODE | S-138-20FSP20-01 | S-138-20FSP20-01 | S-139-20FSP20-01 | S-139-20FSP20-01 | S-140-20FSP20-01 | S-140-20FSP20-01 |
| 0.0033 | HYD-3.3 | Grain size < 0.0033 mm, Hydrometer | % | 25 | 75 | 5 | 95 | 25 | 75 |
| 0.0032 | HYD-3.2 | Grain size < 0.0032 mm, Hydrometer | % | | | | | | |
| 0.0016 | HYD-1.6 | Grain size < 0.0016 mm, Hydrometer | % | | | | | | |
| 0.0015 | HYD-1.5 | Grain size < 0.0015 mm, Hydrometer | % | | | 3 | 97 | 19 | 81 |
| 0.0014 | HYD-1.4 | Grain size < 0.0014 mm, Hydrometer | % | 21 | 79 | | | | |
| 0.0013 | HYD-1.3 | Grain size < 0.0013 mm, Hydrometer | % | | | | | | |

| | | | | | | | | | |
|---|---|---|---|---|---|---|---|---|---|
| | | | | % pass through | % retained | % pass through | % retained | % pass through | % retained |
| | | | SYS_LOC_CODE | 146 | 146 | 147 | 147 | 150 | 150 |
| | | | DEPTH_INTERVAL | 0 - 2 cm | 0 - 2 cm | 0 - 2 cm | 0 - 2 cm | 0 - 2 cm | 0 - 2 cm |
| | | | SAMPLE_TYPE_CODE | N | N | N | N | N | N |
| | | | SYS_SAMPLE_CODE | S-146-20FSP20-01 | S-146-20FSP20-01 | S-147-20FSP20-01 | S-147-20FSP20-01 | S-150-20FSP20-01 | S-150-20FSP20-01 |
| 0.0033 | HYD-3.3 | Grain size < 0.0033 mm, Hydrometer | % | 14 | 86 | | | | |
| 0.0032 | HYD-3.2 | Grain size < 0.0032 mm, Hydrometer | % | | | | | 23 | 77 |
| 0.0016 | HYD-1.6 | Grain size < 0.0016 mm, Hydrometer | % | | | 0 | 100 | | |
| 0.0015 | HYD-1.5 | Grain size < 0.0015 mm, Hydrometer | % | 12 | 88 | | | 14 | 86 |
| 0.0014 | HYD-1.4 | Grain size < 0.0014 mm, Hydrometer | % | | | | | | |
| 0.0013 | HYD-1.3 | Grain size < 0.0013 mm, Hydrometer | % | | | | | | |

| | | | | | | | | | |
|---|---|---|---|---|---|---|---|---|---|
| | | | | % pass through | % retained | % pass through | % retained | % pass through | % retained |
| | | | SYS_LOC_CODE | 151 | 151 | 152 | 152 | 154 | 154 |
| | | | DEPTH_INTERVAL | 0 - 2 cm | 0 - 2 cm | 0 - 2 cm | 0 - 2 cm | 0 - 2 cm | 0 - 2 cm |
| | | | SAMPLE_TYPE_CODE | N | N | N | N | N | N |
| | | | SYS_SAMPLE_CODE | S-151-20FSP20-01 | S-151-20FSP20-01 | S-152-20FSP20-01 | S-152-20FSP20-01 | S-154-20FSP20-01 | S-154-20FSP20-01 |
| 0.0033 | HYD-3.3 | Grain size < 0.0033 mm, Hydrometer | % | | | | | | |
| 0.0032 | HYD-3.2 | Grain size < 0.0032 mm, Hydrometer | % | | | | | | |
| 0.0016 | HYD-1.6 | Grain size < 0.0016 mm, Hydrometer | % | 2 | 98 | 7 | 93 | | |
| 0.0015 | HYD-1.5 | Grain size < 0.0015 mm, Hydrometer | % | | | | | | |
| 0.0014 | HYD-1.4 | Grain size < 0.0014 mm, Hydrometer | % | | | | | | |
| 0.0013 | HYD-1.3 | Grain size < 0.0013 mm, Hydrometer | % | | | | | 6 | 94 |

| | | | | | | | | | |
|---|---|---|---|---|---|---|---|---|---|
| | | | | % pass through | % retained | % pass through | % retained | % pass through | % retained |
| | | | SYS_LOC_CODE | 155 | 155 | 202 | 202 | 204 | 204 |
| | | | DEPTH_INTERVAL | 0 - 2 cm | 0 - 2 cm | 0 - 2 cm | 0 - 2 cm | 0 - 2 cm | 0 - 2 cm |
| | | | SAMPLE_TYPE_CODE | N | N | N | N | N | N |
| | | | SYS_SAMPLE_CODE | S-155-20FSP20-01 | S-155-20FSP20-01 | S-202-20FSP20-01 | S-202-20FSP20-01 | S-204-20FSP20-01 | S-204-20FSP20-01 |
| 0.0033 | HYD-3.3 | Grain size < 0.0033 mm, Hydrometer | % | | | | | | |
| 0.0032 | HYD-3.2 | Grain size < 0.0032 mm, Hydrometer | % | | | 0 | 100 | | |
| 0.0016 | HYD-1.6 | Grain size < 0.0016 mm, Hydrometer | % | 2 | 98 | | | | |
| 0.0015 | HYD-1.5 | Grain size < 0.0015 mm, Hydrometer | % | | | 0 | 100 | | |
| 0.0014 | HYD-1.4 | Grain size < 0.0014 mm, Hydrometer | % | | | | | 10 | 90 |
| 0.0013 | HYD-1.3 | Grain size < 0.0013 mm, Hydrometer | % | | | | | | |

| | | | | | | | | | |
|---|---|---|---|---|---|---|---|---|---|
| | | | | % pass through | % retained | % pass through | % retained | % pass through | % retained |
| | | | SYS_LOC_CODE | 207 | 207 | 208 | 208 | 211 | 211 |
| | | | DEPTH_INTERVAL | 0 - 2 cm | 0 - 2 cm | 0 - 2 cm | 0 - 2 cm | 0 - 2 cm | 0 - 2 cm |
| | | | SAMPLE_TYPE_CODE | N | N | N | N | N | N |
| | | | SYS_SAMPLE_CODE | S-207-20FSP20-01 | S-207-20FSP20-01 | S-208-20FSP20-01 | S-208-20FSP20-01 | S-211-20FSP20-01 | S-211-20FSP20-01 |
| 0.0033 | HYD-3.3 | Grain size < 0.0033 mm, Hydrometer | % | | | | | 15 | 85 |
| 0.0032 | HYD-3.2 | Grain size < 0.0032 mm, Hydrometer | % | | | | | | |
| 0.0016 | HYD-1.6 | Grain size < 0.0016 mm, Hydrometer | % | | | | | | |
| 0.0015 | HYD-1.5 | Grain size < 0.0015 mm, Hydrometer | % | | | 2 | 98 | | |
| 0.0014 | HYD-1.4 | Grain size < 0.0014 mm, Hydrometer | % | 4 | 96 | | | 12 | 88 |
| 0.0013 | HYD-1.3 | Grain size < 0.0013 mm, Hydrometer | % | | | | | | |

| | | | | | | | | | |
|---|---|---|---|---|---|---|---|---|---|
| | | | | % pass through | % retained | % pass through | % retained | % pass through | % retained |
| | | | SYS_LOC_CODE | 212 | 212 | 216 | 216 | 217 | 217 |
| | | | DEPTH_INTERVAL | 0 - 2 cm | 0 - 2 cm | 0 - 2 cm | 0 - 2 cm | 0 - 2 cm | 0 - 2 cm |
| | | | SAMPLE_TYPE_CODE | N | N | N | N | N | N |
| | | | SYS_SAMPLE_CODE | S-212-20FSP20-01 | S-212-20FSP20-01 | S-216-20FSP20-01 | S-216-20FSP20-01 | S-217-20FSP20-01 | S-217-20FSP20-01 |
| 0.0033 | HYD-3.3 | Grain size < 0.0033 mm, Hydrometer | % | 23 | 77 | 22 | 78 | 27 | 73 |
| 0.0032 | HYD-3.2 | Grain size < 0.0032 mm, Hydrometer | % | | | | | | |
| 0.0016 | HYD-1.6 | Grain size < 0.0016 mm, Hydrometer | % | | | | | | |
| 0.0015 | HYD-1.5 | Grain size < 0.0015 mm, Hydrometer | % | 16 | 84 | | | | |
| 0.0014 | HYD-1.4 | Grain size < 0.0014 mm, Hydrometer | % | | | 19 | 81 | 17 | 83 |
| 0.0013 | HYD-1.3 | Grain size < 0.0013 mm, Hydrometer | % | | | | | | |

| | | | | | | | | | |
|---|---|---|---|---|---|---|---|---|---|
| | | | | % pass through | % retained | % pass through | % retained | % pass through | % retained |
| | | | SYS_LOC_CODE | 218 | 218 | 220 | 220 | 221 | 221 |
| | | | DEPTH_INTERVAL | 0 - 2 cm | 0 - 2 cm | 0 - 2 cm | 0 - 2 cm | 0 - 2 cm | 0 - 2 cm |
| | | | SAMPLE_TYPE_CODE | N | N | N | N | N | N |
| | | | SYS_SAMPLE_CODE | S-218-20FSP20-01 | S-218-20FSP20-01 | S-220-20FSP20-01 | S-220-20FSP20-01 | S-221-20FSP20-01 | S-221-20FSP20-01 |
| 0.0033 | HYD-3.3 | Grain size < 0.0033 mm, Hydrometer | % | | | | | | |
| 0.0032 | HYD-3.2 | Grain size < 0.0032 mm, Hydrometer | % | | | | | | |
| 0.0016 | HYD-1.6 | Grain size < 0.0016 mm, Hydrometer | % | | | | | | |
| 0.0015 | HYD-1.5 | Grain size < 0.0015 mm, Hydrometer | % | | | | | 7 | 93 |
| 0.0014 | HYD-1.4 | Grain size < 0.0014 mm, Hydrometer | % | | | 13 | 87 | | |
| 0.0013 | HYD-1.3 | Grain size < 0.0013 mm, Hydrometer | % | | | | | | |

| | | | | | | | | | |
|---|---|---|---|---|---|---|---|---|---|
| | | | | % pass through | % retained | % pass through | % retained | % pass through | % retained |
| | | | SYS_LOC_CODE | 222 | 222 | 224 | 224 | 225 | 225 |
| | | | DEPTH_INTERVAL | 0 - 2 cm | 0 - 2 cm | 0 - 2 cm | 0 - 2 cm | 0 - 2 cm | 0 - 2 cm |
| | | | SAMPLE_TYPE_CODE | N | N | N | N | N | N |
| | | | SYS_SAMPLE_CODE | S-222-20FSP20-01 | S-222-20FSP20-01 | S-224-20FSP20-01 | S-224-20FSP20-01 | S-225-20FSP20-01 | S-225-20FSP20-01 |
| 0.0033 | HYD-3.3 | Grain size < 0.0033 mm, Hydrometer | % | 24 | 76 | 14 | 86 | 12 | 88 |
| 0.0032 | HYD-3.2 | Grain size < 0.0032 mm, Hydrometer | % | | | | | | |
| 0.0016 | HYD-1.6 | Grain size < 0.0016 mm, Hydrometer | % | | | | | | |
| 0.0015 | HYD-1.5 | Grain size < 0.0015 mm, Hydrometer | % | | | 11 | 89 | 9 | 91 |
| 0.0014 | HYD-1.4 | Grain size < 0.0014 mm, Hydrometer | % | 16 | 84 | | | | |
| 0.0013 | HYD-1.3 | Grain size < 0.0013 mm, Hydrometer | % | | | | | | |

| | | | | | | | | | |
|---|---|---|---|---|---|---|---|---|---|
| | | | | % pass through | % retained | % pass through | % retained | % pass through | % retained |
| | | | SYS_LOC_CODE | 226 | 226 | 227 | 227 | 230 | 230 |
| | | | DEPTH_INTERVAL | 0 - 2 cm | 0 - 2 cm | 0 - 2 cm | 0 - 2 cm | 0 - 2 cm | 0 - 2 cm |
| | | | SAMPLE_TYPE_CODE | N | N | N | N | N | N |
| | | | SYS_SAMPLE_CODE | S-226-20FSP20-01 | S-226-20FSP20-01 | S-227-20FSP20-01 | S-227-20FSP20-01 | S-230-20FSP20-01 | S-230-20FSP20-01 |
| 0.0033 | HYD-3.3 | Grain size < 0.0033 mm, Hydrometer | % | 27 | 73 | | | | |
| 0.0032 | HYD-3.2 | Grain size < 0.0032 mm, Hydrometer | % | | | | | | |
| 0.0016 | HYD-1.6 | Grain size < 0.0016 mm, Hydrometer | % | | | | | | |
| 0.0015 | HYD-1.5 | Grain size < 0.0015 mm, Hydrometer | % | | | | | | |
| 0.0014 | HYD-1.4 | Grain size < 0.0014 mm, Hydrometer | % | 23 | 77 | 6 | 94 | 8 | 92 |
| 0.0013 | HYD-1.3 | Grain size < 0.0013 mm, Hydrometer | % | | | | | | |

| | | | | | | | | | |
|---|---|---|---|---|---|---|---|---|---|
| | | | | % pass through | % retained | % pass through | % retained | % pass through | % retained |
| | | | SYS_LOC_CODE | 231 | 231 | 235 | 235 | 236 | 236 |
| | | | DEPTH_INTERVAL | 0 - 2 cm | 0 - 2 cm | 0 - 2 cm | 0 - 2 cm | 0 - 2 cm | 0 - 2 cm |
| | | | SAMPLE_TYPE_CODE | N | N | N | N | N | N |
| | | | SYS_SAMPLE_CODE | S-231-20FSP20-01 | S-231-20FSP20-01 | S-235-20FSP20-01 | S-235-20FSP20-01 | S-236-20FSP20-01 | S-236-20FSP20-01 |
| 0.0033 | HYD-3.3 | Grain size < 0.0033 mm, Hydrometer | % | | | 21 | 79 | | |
| 0.0032 | HYD-3.2 | Grain size < 0.0032 mm, Hydrometer | % | | | | | | |
| 0.0016 | HYD-1.6 | Grain size < 0.0016 mm, Hydrometer | % | | | | | | |
| 0.0015 | HYD-1.5 | Grain size < 0.0015 mm, Hydrometer | % | | | | | | |
| 0.0014 | HYD-1.4 | Grain size < 0.0014 mm, Hydrometer | % | 8 | 92 | 18 | 82 | 6 | 94 |
| 0.0013 | HYD-1.3 | Grain size < 0.0013 mm, Hydrometer | % | | | | | | |

| | | | | | | | | | |
|---|---|---|---|---|---|---|---|---|---|
| | | | | % pass through | % retained | % pass through | % retained | % pass through | % retained |
| | | | SYS_LOC_CODE | 237 | 237 | 237 | 237 | 240 | 240 |
| | | | DEPTH_INTERVAL | 0 - 2 cm | 0 - 2 cm | 0 - 2 cm | 0 - 2 cm | 0 - 2 cm | 0 - 2 cm |
| | | | SAMPLE_TYPE_CODE | N | N | FD | FD | N | N |
| | | | SYS_SAMPLE_CODE | S-237-20FSP20-01 | S-237-20FSP20-01 | S-237-20FSP20-01-REP | S-237-20FSP20-01-REP | S-240-20FSP20-01 | S-240-20FSP20-01 |
| 0.0033 | HYD-3.3 | Grain size < 0.0033 mm, Hydrometer | % | | | | | 21 | 79 |
| 0.0032 | HYD-3.2 | Grain size < 0.0032 mm, Hydrometer | % | | | | | | |
| 0.0016 | HYD-1.6 | Grain size < 0.0016 mm, Hydrometer | % | | | | | | |
| 0.0015 | HYD-1.5 | Grain size < 0.0015 mm, Hydrometer | % | 2 | 98 | | | 17 | 83 |
| 0.0014 | HYD-1.4 | Grain size < 0.0014 mm, Hydrometer | % | | | 6 | 94 | | |
| 0.0013 | HYD-1.3 | Grain size < 0.0013 mm, Hydrometer | % | | | | | | |

| | | | | | | | | | |
|---|---|---|---|---|---|---|---|---|---|
| | | | | % pass through | % retained | % pass through | % retained | % pass through | % retained |
| | | | SYS_LOC_CODE | 241 | 241 | 242 | 242 | 245 | 245 |
| | | | DEPTH_INTERVAL | 0 - 2 cm | 0 - 2 cm | 0 - 2 cm | 0 - 2 cm | 0 - 2 cm | 0 - 2 cm |
| | | | SAMPLE_TYPE_CODE | N | N | N | N | N | N |
| | | | SYS_SAMPLE_CODE | S-241-20FSP20-01 | S-241-20FSP20-01 | S-242-20FSP20-01 | S-242-20FSP20-01 | S-245-20FSP20-01 | S-245-20FSP20-01 |
| 0.0033 | HYD-3.3 | Grain size < 0.0033 mm, Hydrometer | % | 7 | 93 | | | 6 | 94 |
| 0.0032 | HYD-3.2 | Grain size < 0.0032 mm, Hydrometer | % | | | | | | |
| 0.0016 | HYD-1.6 | Grain size < 0.0016 mm, Hydrometer | % | | | | | | |
| 0.0015 | HYD-1.5 | Grain size < 0.0015 mm, Hydrometer | % | | | | | | |
| 0.0014 | HYD-1.4 | Grain size < 0.0014 mm, Hydrometer | % | 5 | 95 | 6 | 94 | 5 | 95 |
| 0.0013 | HYD-1.3 | Grain size < 0.0013 mm, Hydrometer | % | | | | | | |

| | | | | | | | | | |
|---|---|---|---|---|---|---|---|---|---|
| | | | | % pass through | % retained | % pass through | % retained | % pass through | % retained |
| | | | SYS_LOC_CODE | 247 | 247 | 249 | 249 | 250 | 250 |
| | | | DEPTH_INTERVAL | 0 - 2 cm | 0 - 2 cm | 0 - 2 cm | 0 - 2 cm | 0 - 2 cm | 0 - 2 cm |
| | | | SAMPLE_TYPE_CODE | N | N | N | N | N | N |
| | | | SYS_SAMPLE_CODE | S-247-20FSP20-01 | S-247-20FSP20-01 | S-249-20FSP20-01 | S-249-20FSP20-01 | S-250-20FSP20-01 | S-250-20FSP20-01 |
| 0.0033 | HYD-3.3 | Grain size < 0.0033 mm, Hydrometer | % | 9 | 91 | | | | |
| 0.0032 | HYD-3.2 | Grain size < 0.0032 mm, Hydrometer | % | | | | | | |
| 0.0016 | HYD-1.6 | Grain size < 0.0016 mm, Hydrometer | % | | | 7 | 93 | | |
| 0.0015 | HYD-1.5 | Grain size < 0.0015 mm, Hydrometer | % | 7 | 93 | | | | |
| 0.0014 | HYD-1.4 | Grain size < 0.0014 mm, Hydrometer | % | | | | | 5 | 95 |
| 0.0013 | HYD-1.3 | Grain size < 0.0013 mm, Hydrometer | % | | | | | | |

| | | | | | | | | | |
|---|---|---|---|---|---|---|---|---|---|
| | | | | % pass through | % retained | % pass through | % retained | % pass through | % retained |
| | | | SYS_LOC_CODE | 253 | 253 | 304 | 304 | 306 | 306 |
| | | | DEPTH_INTERVAL | 0 - 2 cm | 0 - 2 cm | 0 - 2 cm | 0 - 2 cm | 0 - 2 cm | 0 - 2 cm |
| | | | SAMPLE_TYPE_CODE | N | N | N | N | N | N |
| | | | SYS_SAMPLE_CODE | S-253-20FSP20-01 | S-253-20FSP20-01 | S-304-20FSP20-01 | S-304-20FSP20-01 | S-306-20FSP20-01 | S-306-20FSP20-01 |
| 0.0033 | HYD-3.3 | Grain size < 0.0033 mm, Hydrometer | % | | | 4 | 96 | | |
| 0.0032 | HYD-3.2 | Grain size < 0.0032 mm, Hydrometer | % | | | | | | |
| 0.0016 | HYD-1.6 | Grain size < 0.0016 mm, Hydrometer | % | | | | | | |
| 0.0015 | HYD-1.5 | Grain size < 0.0015 mm, Hydrometer | % | 8 | 92 | 2 | 98 | | |
| 0.0014 | HYD-1.4 | Grain size < 0.0014 mm, Hydrometer | % | | | | | | |
| 0.0013 | HYD-1.3 | Grain size < 0.0013 mm, Hydrometer | % | | | | | | |

| | | | | | | | | | |
|---|---|---|---|---|---|---|---|---|---|
| | | | | % pass through | % retained | % pass through | % retained | % pass through | % retained |
| | | | SYS_LOC_CODE | 309 | 309 | 310 | 310 | 310 | 310 |
| | | | DEPTH_INTERVAL | 0 - 2 cm | 0 - 2 cm | 0 - 2 cm | 0 - 2 cm | 0 - 2 cm | 0 - 2 cm |
| | | | SAMPLE_TYPE_CODE | N | N | N | N | FD | FD |
| | | | SYS_SAMPLE_CODE | S-309-20FSP20-01 | S-309-20FSP20-01 | S-310-20FSP20-01 | S-310-20FSP20-01 | S-310-20FSP20-01-REP | S-310-20FSP20-01-REP |
| 0.0033 | HYD-3.3 | Grain size < 0.0033 mm, Hydrometer | % | | | 4 | 96 | | |
| 0.0032 | HYD-3.2 | Grain size < 0.0032 mm, Hydrometer | % | | | | | | |
| 0.0016 | HYD-1.6 | Grain size < 0.0016 mm, Hydrometer | % | | | | | | |
| 0.0015 | HYD-1.5 | Grain size < 0.0015 mm, Hydrometer | % | 6 | 94 | 2 | 98 | 4 | 96 |
| 0.0014 | HYD-1.4 | Grain size < 0.0014 mm, Hydrometer | % | | | | | | |
| 0.0013 | HYD-1.3 | Grain size < 0.0013 mm, Hydrometer | % | | | | | | |

| | | | | | | | | | |
|---|---|---|---|---|---|---|---|---|---|
| | | | | % pass through | % retained | % pass through | % retained | % pass through | % retained |
| | | | SYS_LOC_CODE | 311 | 311 | 317 | 317 | 318 | 318 |
| | | | DEPTH_INTERVAL | 0 - 2 cm | 0 - 2 cm | 0 - 2 cm | 0 - 2 cm | 0 - 2 cm | 0 - 2 cm |
| | | | SAMPLE_TYPE_CODE | N | N | N | N | N | N |
| | | | SYS_SAMPLE_CODE | S-311-20FSP20-01 | S-311-20FSP20-01 | S-317-20FSP20-01 | S-317-20FSP20-01 | S-318-20FSP20-01 | S-318-20FSP20-01 |
| 0.0033 | HYD-3.3 | Grain size < 0.0033 mm, Hydrometer | % | | | 20 | 80 | | |
| 0.0032 | HYD-3.2 | Grain size < 0.0032 mm, Hydrometer | % | | | | | | |
| 0.0016 | HYD-1.6 | Grain size < 0.0016 mm, Hydrometer | % | | | | | | |
| 0.0015 | HYD-1.5 | Grain size < 0.0015 mm, Hydrometer | % | 0 | 100 | 17 | 83 | | |
| 0.0014 | HYD-1.4 | Grain size < 0.0014 mm, Hydrometer | % | | | | | | |
| 0.0013 | HYD-1.3 | Grain size < 0.0013 mm, Hydrometer | % | | | | | | |

| | | | | | | | | | |
|---|---|---|---|---|---|---|---|---|---|
| | | | | % pass through | % retained | % pass through | % retained | % pass through | % retained |
| | | | SYS_LOC_CODE | 323 | 323 | 324 | 324 | 325 | 325 |
| | | | DEPTH_INTERVAL | 0 - 2 cm | 0 - 2 cm | 0 - 2 cm | 0 - 2 cm | 0 - 2 cm | 0 - 2 cm |
| | | | SAMPLE_TYPE_CODE | N | N | N | N | N | N |
| | | | SYS_SAMPLE_CODE | S-323-20FSP20-01 | S-323-20FSP20-01 | S-324-20FSP20-01 | S-324-20FSP20-01 | S-325-20FSP20-01 | S-325-20FSP20-01 |
| 0.0033 | HYD-3.3 | Grain size < 0.0033 mm, Hydrometer | % | | | 16 | 84 | 14 | 86 |
| 0.0032 | HYD-3.2 | Grain size < 0.0032 mm, Hydrometer | % | | | | | | |
| 0.0016 | HYD-1.6 | Grain size < 0.0016 mm, Hydrometer | % | 3 | 97 | | | | |
| 0.0015 | HYD-1.5 | Grain size < 0.0015 mm, Hydrometer | % | | | | | | |
| 0.0014 | HYD-1.4 | Grain size < 0.0014 mm, Hydrometer | % | | | 14 | 86 | 11 | 89 |
| 0.0013 | HYD-1.3 | Grain size < 0.0013 mm, Hydrometer | % | | | | | | |

| | | | | | | | | | |
|---|---|---|---|---|---|---|---|---|---|
| | | | | % pass through | % retained | % pass through | % retained | % pass through | % retained |
| | | | SYS_LOC_CODE | 325 | 325 | 331 | 331 | 332 | 332 |
| | | | DEPTH_INTERVAL | 0 - 2 cm | 0 - 2 cm | 0 - 2 cm | 0 - 2 cm | 0 - 2 cm | 0 - 2 cm |
| | | | SAMPLE_TYPE_CODE | FD | FD | N | N | N | N |
| | | | SYS_SAMPLE_CODE | S-325-20FSP20-01-REP | S-325-20FSP20-01-REP | S-331-20FSP20-01 | S-331-20FSP20-01 | S-332-20FSP20-01 | S-332-20FSP20-01 |
| 0.0033 | HYD-3.3 | Grain size < 0.0033 mm, Hydrometer | % | 18 | 82 | | | | |
| 0.0032 | HYD-3.2 | Grain size < 0.0032 mm, Hydrometer | % | | | | | 2 | 98 |
| 0.0016 | HYD-1.6 | Grain size < 0.0016 mm, Hydrometer | % | | | | | | |
| 0.0015 | HYD-1.5 | Grain size < 0.0015 mm, Hydrometer | % | | | | | 0 | 100 |
| 0.0014 | HYD-1.4 | Grain size < 0.0014 mm, Hydrometer | % | 13 | 87 | 10 | 90 | | |
| 0.0013 | HYD-1.3 | Grain size < 0.0013 mm, Hydrometer | % | | | | | | |

| | | | | | | | | | |
|---|---|---|---|---|---|---|---|---|---|
| | | | | % pass through | % retained | % pass through | % retained | % pass through | % retained |
| | | | SYS_LOC_CODE | 333 | 333 | 334 | 334 | 335 | 335 |
| | | | DEPTH_INTERVAL | 0 - 2 cm | 0 - 2 cm | 0 - 2 cm | 0 - 2 cm | 0 - 2 cm | 0 - 2 cm |
| | | | SAMPLE_TYPE_CODE | N | N | N | N | N | N |
| | | | SYS_SAMPLE_CODE | S-333-20FSP20-01 | S-333-20FSP20-01 | S-334-20FSP20-01 | S-334-20FSP20-01 | S-335-20FSP20-01 | S-335-20FSP20-01 |
| 0.0033 | HYD-3.3 | Grain size < 0.0033 mm, Hydrometer | % | 15 | 85 | 14 | 86 | | 100 |
| 0.0032 | HYD-3.2 | Grain size < 0.0032 mm, Hydrometer | % | | | | | 27 | 73 |
| 0.0016 | HYD-1.6 | Grain size < 0.0016 mm, Hydrometer | % | | | | | | |
| 0.0015 | HYD-1.5 | Grain size < 0.0015 mm, Hydrometer | % | | | 9 | 91 | | |
| 0.0014 | HYD-1.4 | Grain size < 0.0014 mm, Hydrometer | % | | | | | 23 | 77 |
| 0.0013 | HYD-1.3 | Grain size < 0.0013 mm, Hydrometer | % | 13 | 87 | | | | |

| | | | | | | | | | |
|---|---|---|---|---|---|---|---|---|---|
| | | | | % pass through | % retained | % pass through | % retained | % pass through | % retained |
| | | | SYS_LOC_CODE | 338 | 338 | 339 | 339 | 340 | 340 |
| | | | DEPTH_INTERVAL | 0 - 2 cm | 0 - 2 cm | 0 - 2 cm | 0 - 2 cm | 0 - 2 cm | 0 - 2 cm |
| | | | SAMPLE_TYPE_CODE | N | N | N | N | N | N |
| | | | SYS_SAMPLE_CODE | S-338-20FSP20-01 | S-338-20FSP20-01 | S-339-20FSP20-01 | S-339-20FSP20-01 | S-340-20FSP20-01 | S-340-20FSP20-01 |
| 0.0033 | HYD-3.3 | Grain size < 0.0033 mm, Hydrometer | % | 19 | 81 | 16 | 84 | | |
| 0.0032 | HYD-3.2 | Grain size < 0.0032 mm, Hydrometer | % | | | | | | |
| 0.0016 | HYD-1.6 | Grain size < 0.0016 mm, Hydrometer | % | | | | | 12 | 88 |
| 0.0015 | HYD-1.5 | Grain size < 0.0015 mm, Hydrometer | % | | | 11 | 89 | | |
| 0.0014 | HYD-1.4 | Grain size < 0.0014 mm, Hydrometer | % | 15 | 85 | | | | |
| 0.0013 | HYD-1.3 | Grain size < 0.0013 mm, Hydrometer | % | | | | | | |

| | | | | | | | | | |
|---|---|---|---|---|---|---|---|---|---|
| | | | | % pass through | % retained | % pass through | % retained | % pass through | % retained |
| | | | SYS_LOC_CODE | 341 | 341 | 345 | 345 | 346 | 346 |
| | | | DEPTH_INTERVAL | 0 - 2 cm | 0 - 2 cm | 0 - 2 cm | 0 - 2 cm | 0 - 2 cm | 0 - 2 cm |
| | | | SAMPLE_TYPE_CODE | N | N | N | N | N | N |
| | | | SYS_SAMPLE_CODE | S-341-20FSP20-01 | S-341-20FSP20-01 | S-345-20FSP20-01 | S-345-20FSP20-01 | S-346-20FSP20-01 | S-346-20FSP20-01 |
| 0.0033 | HYD-3.3 | Grain size < 0.0033 mm, Hydrometer | % | | | 18 | 82 | 0 | 100 |
| 0.0032 | HYD-3.2 | Grain size < 0.0032 mm, Hydrometer | % | | | | | | |
| 0.0016 | HYD-1.6 | Grain size < 0.0016 mm, Hydrometer | % | | 100 | | | | |
| 0.0015 | HYD-1.5 | Grain size < 0.0015 mm, Hydrometer | % | 2 | 98 | | | 0 | 100 |
| 0.0014 | HYD-1.4 | Grain size < 0.0014 mm, Hydrometer | % | | | 15 | 85 | | |
| 0.0013 | HYD-1.3 | Grain size < 0.0013 mm, Hydrometer | % | | | | | | |

| | | | | | | | |
|---|---|---|---|---|---|---|---|
| | | | | % pass through | % retained | % pass through | % retained |
| | | | SYS_LOC_CODE | 349 | 349 | 352 | 352 |
| | | | DEPTH_INTERVAL | 0 - 2 cm | 0 - 2 cm | 0 - 2 cm | 0 - 2 cm |
| | | | SAMPLE_TYPE_CODE | N | N | N | N |
| | | | SYS_SAMPLE_CODE | S-349-20FSP20-01 | S-349-20FSP20-01 | S-352-20FSP20-01 | S-352-20FSP20-01 |
| 0.0033 | HYD-3.3 | Grain size < 0.0033 mm, Hydrometer | % | | | | 100 |
| 0.0032 | HYD-3.2 | Grain size < 0.0032 mm, Hydrometer | % | | | | 100 |
| 0.0016 | HYD-1.6 | Grain size < 0.0016 mm, Hydrometer | % | | | 2 | 98 |
| 0.0015 | HYD-1.5 | Grain size < 0.0015 mm, Hydrometer | % | | | | |
| 0.0014 | HYD-1.4 | Grain size < 0.0014 mm, Hydrometer | % | 5 | 95 | | |
| 0.0013 | HYD-1.3 | Grain size < 0.0013 mm, Hydrometer | % | | | | |

# Appendix D **Laboratory Data Report – Alpha: TOC and Total PCBs**

# ANALYTICAL REPORT

| | |
|---|---|
| Lab Number: | L2039823 |
| Client: | AECOM<br>250 Apollo Drive<br>Chelmsford, MA 01824 |
| ATTN: | Will Humphries |
| Phone: | (978) 833-6950 |
| Project Name: | NEW BEDFORD HARBOR-LTM |
| Project Number: | 60597627 |
| Report Date: | 10/13/20 |

The original project report/data package is held by Alpha Analytical. This report/data package is paginated and should be reproduced only in its entirety. Alpha Analytical holds no responsibility for results and/or data that are not consistent with the original.

Certifications & Approvals: MA (M-MA030), NH NELAP (2062), CT (PH-0141), DoD (L2474), FL (E87814), IL (200081), LA (85084), ME (MA00030), MD (350), NJ (MA015), NY (11627), NC (685), OH (CL106), PA (68-02089), RI (LAO00299), TX (T104704419), VT (VT-0015), VA (460194), WA (C954), US Army Corps of Engineers, USDA (Permit #P330-17-00150), USFWS (Permit #206964).

320 Forbes Boulevard, Mansfield, MA 02048-1806
508-822-9300 (Fax) 508-822-3288 800-624-9220 - www.alphalab.com

**Project Name:** NEW BEDFORD HARBOR-LTM
**Project Number:** 60597627

**Lab Number:** L2039823
**Report Date:** 10/13/20

| Alpha Sample ID | Client ID | Matrix | Sample Location | Collection Date/Time | Receive Date |
|---|---|---|---|---|---|
| L2039823-01 | S-105-20FSP20-01 | SEDIMENT | NEW BEDFORD, MA | 09/21/20 09:25 | 09/22/20 |
| L2039823-02 | S-108-20FSP20-01 | SEDIMENT | NEW BEDFORD, MA | 09/21/20 09:29 | 09/22/20 |
| L2039823-03 | S-109-20FSP20-01 | SEDIMENT | NEW BEDFORD, MA | 09/21/20 11:02 | 09/22/20 |
| L2039823-04 | S-111-20FSP20-01 | SEDIMENT | NEW BEDFORD, MA | 09/21/20 11:30 | 09/22/20 |
| L2039823-05 | S-114-20FSP20-01 | SEDIMENT | NEW BEDFORD, MA | 09/21/20 12:23 | 09/22/20 |
| L2039823-06 | S-115-20FSP20-01 | SEDIMENT | NEW BEDFORD, MA | 09/21/20 13:15 | 09/22/20 |
| L2039823-07 | S-117-20FSP20-01 | SEDIMENT | NEW BEDFORD, MA | 09/21/20 14:03 | 09/22/20 |
| L2039823-08 | S-120-20FSP20-01 | SEDIMENT | NEW BEDFORD, MA | 09/21/20 14:55 | 09/22/20 |
| L2039823-09 | S-121-20FSP20-01 | SEDIMENT | NEW BEDFORD, MA | 09/21/20 15:28 | 09/22/20 |

| | | | |
|---|---|---|---|
| **Project Name:** | NEW BEDFORD HARBOR-LTM | **Lab Number:** | L2039823 |
| **Project Number:** | 60597627 | **Report Date:** | 10/13/20 |

## Case Narrative

The samples were received in accordance with the Chain of Custody and no significant deviations were encountered during the preparation or analysis unless otherwise noted. Sample Receipt, Container Information, and the Chain of Custody are located at the back of the report.

Results contained within this report relate only to the samples submitted under this Alpha Lab Number and meet NELAP requirements for all NELAP accredited parameters unless otherwise noted in the following narrative. The data presented in this report is organized by parameter (i.e. VOC, SVOC, etc.). Sample specific Quality Control data (i.e. Surrogate Spike Recovery) is reported at the end of the target analyte list for each individual sample, followed by the Laboratory Batch Quality Control at the end of each parameter. Tentatively Identified Compounds (TICs), if requested, are reported for compounds identified to be present and are not part of the method/program Target Compound List, even if only a subset of the TCL are being reported. If a sample was re-analyzed or re-extracted due to a required quality control corrective action and if both sets of data are reported, the Laboratory ID of the re-analysis or re-extraction is designated with an "R" or "RE", respectively.

When multiple Batch Quality Control elements are reported (e.g. more than one LCS), the associated samples for each element are noted in the grey shaded header line of each data table. Any Laboratory Batch, Sample Specific % recovery or RPD value that is outside the listed Acceptance Criteria is bolded in the report. In reference to questions H (CAM) or 4 (RCP) when "NO" is checked, the performance criteria for CAM and RCP methods allow for some quality control failures to occur and still be within method compliance. In these instances, the specific failure is not narrated but noted in the associated QC Outlier Summary Report, located directly after the Case Narrative. QC information is also incorporated in the Data Usability Assessment table (Format 11) of our Data Merger tool, where it can be reviewed in conjunction with the sample result, associated regulatory criteria and any associated data usability implications.

Soil/sediments, solids and tissues are reported on a dry weight basis unless otherwise noted. Definitions of all data qualifiers and acronyms used in this report are provided in the Glossary located at the back of the report.

HOLD POLICY - For samples submitted on hold, Alpha's policy is to hold samples (with the exception of Air canisters) free of charge for 21 calendar days from the date the project is completed. After 21 calendar days, we will dispose of all samples submitted including those put on hold unless you have contacted your Alpha Project Manager and made arrangements for Alpha to continue to hold the samples. Air canisters will be disposed after 3 business days from the date the project is completed.

Please contact Project Management at 800-624-9220 with any questions.

| | | | |
|---|---|---|---|
| **Project Name:** | NEW BEDFORD HARBOR-LTM | **Lab Number:** | L2039823 |
| **Project Number:** | 60597627 | **Report Date:** | 10/13/20 |

**Case Narrative (continued)**

Report Submission

All non-detect (ND) or estimated concentrations (J-qualified) have been quantitated to the limit noted in the MDL column.

PCB Congeners/Homologs

L2039823-01, -02, -03, -04, -05, -06, -07, -08, and -09: The samples have elevated detection limits due to the dilution required by the elevated concentrations of target compounds in the sample.

L2039823-06 and -07: The surrogate recoveries are below the acceptance criteria due to the dilution required to quantitate the sample. Re-extraction was not required; therefore, the results of the original analysis are reported.

WG1416503-1: The Method Blank, associated with L2039823-01 through -09, has a concentrations above the reporting limit. Since the associated sample concentrations are greater than 10x the blank concentration for this analyte, no corrective action is required.

Total Organic Carbon

WG1418729-1: The required batch QC was prepared; however, the native sample required a different reporting method; therefore, the associated QC results could not be reported.

I, the undersigned, attest under the pains and penalties of perjury that, to the best of my knowledge and belief and based upon my personal inquiry of those responsible for providing the information contained in this analytical report, such information is accurate and complete. This certificate of analysis is not complete unless this page accompanies any and all pages of this report.

Authorized Signature: Elizabeth Porta

Title: Technical Director/Representative

Date: 10/13/20

# ORGANICS

# PCBS

**Project Name:** NEW BEDFORD HARBOR-LTM
**Project Number:** 60597627
**Lab Number:** L2039823
**Report Date:** 10/13/20

## SAMPLE RESULTS

Lab ID: L2039823-01 D
Client ID: S-105-20FSP20-01
Sample Location: NEW BEDFORD, MA

Date Collected: 09/21/20 09:25
Date Received: 09/22/20
Field Prep: Not Specified

Sample Depth:
Matrix: Sediment
Analytical Method: 105,8270D-SIM/680(M)
Analytical Date: 10/06/20 18:00
Analyst: SV
Percent Solids: 95%

Extraction Method: EPA 3570
Extraction Date: 09/30/20 16:39
Cleanup Method: EPA 3630
Cleanup Date: 10/02/20

| Parameter | Result | Qualifier | Units | RL | MDL | Dilution Factor |
|---|---|---|---|---|---|---|
| PCB Congeners/Homologs - Mansfield Lab | | | | | | |
| Cl1-BZ#1-Cal/RTW | 24.3 | | ug/kg | 10.5 | 5.23 | 50 |
| Cl1-BZ#2 | ND | | ug/kg | 10.5 | 5.23 | 50 |
| Cl1-BZ#3 | 18.4 | | ug/kg | 10.5 | 5.23 | 50 |
| Cl2-BZ#4/#10 | 317 | | ug/kg | 20.9 | 10.5 | 50 |
| Cl2-BZ#9 | 41.1 | | ug/kg | 10.5 | 5.23 | 50 |
| Cl2-BZ#7 | 17.7 | | ug/kg | 10.5 | 5.23 | 50 |
| Cl2-BZ#6 | 824 | | ug/kg | 10.5 | 5.23 | 50 |
| Cl2-BZ#5 | ND | | ug/kg | 10.5 | 5.23 | 50 |
| Cl2-BZ#8 | 814 | | ug/kg | 10.5 | 5.23 | 50 |
| Cl3-BZ#19 | 316 | | ug/kg | 10.5 | 5.23 | 50 |
| Cl2-BZ#14 | ND | | ug/kg | 10.5 | 5.23 | 50 |
| Cl3-BZ#30 | ND | | ug/kg | 10.5 | 5.23 | 50 |
| Cl3-BZ#18 | 2220 | | ug/kg | 10.5 | 5.23 | 50 |
| Cl2-BZ#11 | 96.7 | | ug/kg | 10.5 | 5.23 | 50 |
| Cl3-BZ#17 | 1100 | | ug/kg | 10.5 | 5.23 | 50 |
| Cl2-BZ#12 | ND | | ug/kg | 10.5 | 5.23 | 50 |
| Cl3-BZ#27 | 1040 | | ug/kg | 10.5 | 5.23 | 50 |
| Cl2-BZ#13 | 390 | | ug/kg | 20.9 | 10.5 | 50 |
| Cl3-BZ#24 | ND | | ug/kg | 10.5 | 5.23 | 50 |
| Cl3-BZ#16 | 79.4 | | ug/kg | 10.5 | 5.23 | 50 |
| Cl3-BZ#32 | 901 | | ug/kg | 10.5 | 5.23 | 50 |
| Cl2-BZ#15 | 282 | | ug/kg | 10.5 | 5.23 | 50 |
| Cl3-BZ#34 | 41.7 | | ug/kg | 10.5 | 5.23 | 50 |
| Cl3-BZ#23 | ND | | ug/kg | 10.5 | 5.23 | 50 |
| Cl4-BZ#54 | 49.3 | | ug/kg | 10.5 | 5.23 | 50 |
| Cl3-BZ#29-Cal | ND | | ug/kg | 10.5 | 5.23 | 50 |
| Cl4-BZ#50-Cal | 19.0 | | ug/kg | 10.5 | 5.23 | 50 |
| Cl3-BZ#26 | 3280 | | ug/kg | 10.5 | 5.23 | 50 |

**Project Name:** NEW BEDFORD HARBOR-LTM **Lab Number:** L2039823

**Project Number:** 60597627 **Report Date:** 10/13/20

## SAMPLE RESULTS

Lab ID: L2039823-01 D Date Collected: 09/21/20 09:25

Client ID: S-105-20FSP20-01 Date Received: 09/22/20

Sample Location: NEW BEDFORD, MA Field Prep: Not Specified

Sample Depth:

| Parameter | Result | Qualifier | Units | RL | MDL | Dilution Factor |
|---|---|---|---|---|---|---|
| PCB Congeners/Homologs - Mansfield Lab | | | | | | |
| Cl3-BZ#25 | 1740 | | ug/kg | 10.5 | 5.23 | 50 |
| Cl4-BZ#53 | 1490 | | ug/kg | 10.5 | 5.23 | 50 |
| Cl3-BZ#-31 | 2900 | | ug/kg | 10.5 | 5.23 | 50 |
| Cl3-BZ#28 | 2470 | | ug/kg | 10.5 | 5.23 | 50 |
| Cl3-BZ#33 | 41.9 | | ug/kg | 10.5 | 5.23 | 50 |
| Cl4-BZ#51 | 638 | | ug/kg | 10.5 | 5.23 | 50 |
| Cl3-BZ#21/#20 | 104 | | ug/kg | 20.9 | 10.5 | 50 |
| Cl4-BZ#45 | 74.2 | | ug/kg | 10.5 | 5.23 | 50 |
| Cl3-BZ#22 | 208 | | ug/kg | 10.5 | 5.23 | 50 |
| Cl4-BZ#73/#46 | 239 | | ug/kg | 20.9 | 10.5 | 50 |
| Cl4-BZ#69 | 74.1 | | ug/kg | 10.5 | 5.23 | 50 |
| Cl4-BZ#43 | 18.4 | | ug/kg | 10.5 | 5.23 | 50 |
| Cl3-BZ#36 | 7.91 | J | ug/kg | 10.5 | 5.23 | 50 |
| Cl4-BZ#52 | 5030 | | ug/kg | 10.5 | 5.23 | 50 |
| Cl4-BZ#48 | 52.2 | | ug/kg | 10.5 | 5.23 | 50 |
| Cl4-BZ#49 | 4930 | | ug/kg | 10.5 | 5.23 | 50 |
| Cl5-BZ#104 | 7.33 | J | ug/kg | 10.5 | 5.23 | 50 |
| Cl4-BZ#47 | 1370 | | ug/kg | 10.5 | 5.23 | 50 |
| Cl4-BZ#65/#75/#62 | 94.5 | | ug/kg | 31.4 | 15.7 | 50 |
| Cl3-BZ#39 | 13.5 | | ug/kg | 10.5 | 5.23 | 50 |
| Cl3-BZ#38 | ND | | ug/kg | 10.5 | 5.23 | 50 |
| Cl4-BZ#44 | 839 | | ug/kg | 10.5 | 5.23 | 50 |
| Cl4-BZ#59 | 99.4 | | ug/kg | 10.5 | 5.23 | 50 |
| Cl4-BZ#42 | 369 | | ug/kg | 10.5 | 5.23 | 50 |
| Cl4-BZ#71 | 659 | | ug/kg | 10.5 | 5.23 | 50 |
| Cl3-BZ#35 | 6.60 | J | ug/kg | 10.5 | 5.23 | 50 |
| Cl4-BZ#41 | 8.04 | J | ug/kg | 10.5 | 5.23 | 50 |
| Cl4-BZ#72 | 181 | | ug/kg | 10.5 | 5.23 | 50 |
| Cl5-BZ#96 | 41.5 | | ug/kg | 10.5 | 5.23 | 50 |
| Cl5-BZ#103 | 108 | | ug/kg | 10.5 | 5.23 | 50 |
| Cl4-BZ#68/#64 | 498 | | ug/kg | 20.9 | 10.5 | 50 |
| Cl4-BZ#40 | 59.9 | | ug/kg | 10.5 | 5.23 | 50 |
| Cl3-BZ#37 | 93.4 | | ug/kg | 10.5 | 5.23 | 50 |
| Cl5-BZ#100 | 96.5 | | ug/kg | 10.5 | 5.23 | 50 |
| Cl5-BZ#94 | 36.4 | | ug/kg | 10.5 | 5.23 | 50 |
| Cl4-BZ#57 | 48.7 | | ug/kg | 10.5 | 5.23 | 50 |
| Cl4-BZ#67/#58 | 70.8 | | ug/kg | 20.9 | 10.5 | 50 |

**Project Name:** NEW BEDFORD HARBOR-LTM **Lab Number:** L2039823

**Project Number:** 60597627 **Report Date:** 10/13/20

## SAMPLE RESULTS

Lab ID: L2039823-01 D Date Collected: 09/21/20 09:25

Client ID: S-105-20FSP20-01 Date Received: 09/22/20

Sample Location: NEW BEDFORD, MA Field Prep: Not Specified

Sample Depth:

| Parameter | Result | Qualifier | Units | RL | MDL | Dilution Factor |
|---|---|---|---|---|---|---|
| PCB Congeners/Homologs - Mansfield Lab | | | | | | |
| Cl5-BZ#102 | 276 | | ug/kg | 10.5 | 5.23 | 50 |
| Cl4-BZ#61 | ND | | ug/kg | 10.5 | 5.23 | 50 |
| Cl5-BZ#98 | 29.6 | | ug/kg | 10.5 | 5.23 | 50 |
| Cl4-BZ#76 | ND | | ug/kg | 10.5 | 5.23 | 50 |
| Cl5-BZ#93 | ND | | ug/kg | 10.5 | 5.23 | 50 |
| Cl4-BZ#63 | 38.0 | | ug/kg | 10.5 | 5.23 | 50 |
| Cl5-BZ#121/#95/#88 | 758 | | ug/kg | 31.4 | 15.7 | 50 |
| Cl4-BZ#74 | 178 | | ug/kg | 10.5 | 5.23 | 50 |
| Cl6-BZ#155 | ND | | ug/kg | 10.5 | 5.23 | 50 |
| Cl4-BZ#70 | 174 | | ug/kg | 10.5 | 5.23 | 50 |
| Cl5-BZ#91 | 614 | | ug/kg | 10.5 | 5.23 | 50 |
| Cl4-BZ#66 | 273 | | ug/kg | 10.5 | 5.23 | 50 |
| Cl4-BZ#80 | ND | | ug/kg | 10.5 | 5.23 | 50 |
| Cl4-BZ#55 | 5.32 | J | ug/kg | 10.5 | 5.23 | 50 |
| Cl5-BZ#92 | 340 | | ug/kg | 10.5 | 5.23 | 50 |
| Cl5-BZ#89/#84 | 292 | | ug/kg | 20.9 | 10.5 | 50 |
| Cl5-BZ#101/#90 | 741 | | ug/kg | 20.9 | 10.5 | 50 |
| Cl4-BZ#56 | 86.6 | | ug/kg | 10.5 | 5.23 | 50 |
| Cl5-BZ#113 | 27.6 | | ug/kg | 10.5 | 5.23 | 50 |
| Cl5-BZ#99 | 621 | | ug/kg | 10.5 | 5.23 | 50 |
| Cl6-BZ#150 | 16.8 | | ug/kg | 10.5 | 5.23 | 50 |
| Cl4-BZ#60 | 33.5 | | ug/kg | 10.5 | 5.23 | 50 |
| Cl6-BZ#152 | ND | | ug/kg | 10.5 | 5.23 | 50 |
| Cl5-BZ#119 | 237 | | ug/kg | 10.5 | 5.23 | 50 |
| Cl5-BZ#83/#125/#112 | 57.4 | | ug/kg | 31.4 | 15.7 | 50 |
| Cl5-BZ#86/#109 | ND | | ug/kg | 20.9 | 10.5 | 50 |
| Cl6-BZ#145 | ND | | ug/kg | 10.5 | 5.23 | 50 |
| Cl5-BZ#97 | 203 | | ug/kg | 10.5 | 5.23 | 50 |
| Cl6-BZ#148 | 9.36 | J | ug/kg | 10.5 | 5.23 | 50 |
| Cl4-BZ#79 | ND | | ug/kg | 10.5 | 5.23 | 50 |
| Cl5-BZ#116 | ND | | ug/kg | 10.5 | 5.23 | 50 |
| Cl6-BZ#154-Cal | 96.5 | | ug/kg | 10.5 | 5.23 | 50 |
| Cl4-BZ#78 | ND | | ug/kg | 10.5 | 5.23 | 50 |
| Cl5-BZ#87/#111 | 77.9 | | ug/kg | 20.9 | 10.5 | 50 |
| Cl6-BZ#136 | 164 | | ug/kg | 10.5 | 5.23 | 50 |
| Cl5-BZ#117 | 51.8 | | ug/kg | 10.5 | 5.23 | 50 |
| Cl5-BZ#115 | ND | | ug/kg | 10.5 | 5.23 | 50 |

**Project Name:** NEW BEDFORD HARBOR-LTM **Lab Number:** L2039823

**Project Number:** 60597627 **Report Date:** 10/13/20

## SAMPLE RESULTS

Lab ID: L2039823-01 D Date Collected: 09/21/20 09:25

Client ID: S-105-20FSP20-01 Date Received: 09/22/20

Sample Location: NEW BEDFORD, MA Field Prep: Not Specified

Sample Depth:

| Parameter | Result | Qualifier | Units | RL | MDL | Dilution Factor |
|---|---|---|---|---|---|---|
| PCB Congeners/Homologs - Mansfield Lab | | | | | | |
| Cl5-BZ#85 | 54.4 | | ug/kg | 10.5 | 5.23 | 50 |
| Cl5-BZ#120 | 9.23 | J | ug/kg | 10.5 | 5.23 | 50 |
| Cl5-BZ#110 | 1060 | | ug/kg | 10.5 | 5.23 | 50 |
| Cl4-BZ#81 | ND | | ug/kg | 10.5 | 5.23 | 50 |
| Cl6-BZ#151 | 143 | | ug/kg | 10.5 | 5.23 | 50 |
| Cl6-BZ#135 | 120 | | ug/kg | 10.5 | 5.23 | 50 |
| Cl5-BZ#82 | 22.3 | | ug/kg | 10.5 | 5.23 | 50 |
| Cl6-BZ#144 | 13.2 | | ug/kg | 10.5 | 5.23 | 50 |
| Cl6-BZ#147/#149 | 1060 | | ug/kg | 20.9 | 10.5 | 50 |
| Cl4-BZ#77 | 23.4 | | ug/kg | 10.5 | 5.23 | 50 |
| Cl6-BZ#143/#139 | 19.7 | J | ug/kg | 20.9 | 10.5 | 50 |
| Cl5-BZ#124 | 13.5 | | ug/kg | 10.5 | 5.23 | 50 |
| Cl6-BZ#140 | ND | | ug/kg | 10.5 | 5.23 | 50 |
| Cl5-BZ#108 | ND | | ug/kg | 10.5 | 5.23 | 50 |
| Cl5-BZ#107/#123 | 47.4 | | ug/kg | 20.9 | 10.5 | 50 |
| Cl7-BZ#188-Cal/RTW | ND | | ug/kg | 10.5 | 5.23 | 50 |
| Cl6-BZ#134 | 59.7 | | ug/kg | 10.5 | 5.23 | 50 |
| Cl5-BZ#106 | ND | | ug/kg | 10.5 | 5.23 | 50 |
| Cl6-BZ#133 | 22.1 | | ug/kg | 10.5 | 5.23 | 50 |
| Cl6-BZ#142 | ND | | ug/kg | 10.5 | 5.23 | 50 |
| Cl5-BZ#118 | 423 | | ug/kg | 10.5 | 5.23 | 50 |
| Cl6-BZ#131 | 13.9 | | ug/kg | 10.5 | 5.23 | 50 |
| Cl7-BZ#184 | ND | | ug/kg | 10.5 | 5.23 | 50 |
| Cl6-BZ#165 | ND | | ug/kg | 10.5 | 5.23 | 50 |
| Cl6-BZ#146 | 122 | | ug/kg | 10.5 | 5.23 | 50 |
| Cl6-BZ#161 | ND | | ug/kg | 10.5 | 5.23 | 50 |
| Cl5-BZ#122 | ND | | ug/kg | 10.5 | 5.23 | 50 |
| Cl6-BZ#168 | ND | | ug/kg | 10.5 | 5.23 | 50 |
| Cl5-BZ#114 | 25.5 | | ug/kg | 10.5 | 5.23 | 50 |
| Cl6-BZ#153 | 670 | | ug/kg | 10.5 | 5.23 | 50 |
| Cl6-BZ#132 | 95.9 | | ug/kg | 10.5 | 5.23 | 50 |
| Cl7-BZ#179 | 45.4 | | ug/kg | 10.5 | 5.23 | 50 |
| Cl6-BZ#141 | 38.5 | | ug/kg | 10.5 | 5.23 | 50 |
| Cl7-BZ#176 | 9.84 | J | ug/kg | 10.5 | 5.23 | 50 |
| Cl5-BZ#105 | 63.9 | | ug/kg | 10.5 | 5.23 | 50 |
| Cl6-BZ#137 | 26.4 | | ug/kg | 10.5 | 5.23 | 50 |
| Cl5-BZ#127 | ND | | ug/kg | 10.5 | 5.23 | 50 |

**Project Name:** NEW BEDFORD HARBOR-LTM **Lab Number:** L2039823

**Project Number:** 60597627 **Report Date:** 10/13/20

## SAMPLE RESULTS

Lab ID: L2039823-01 D Date Collected: 09/21/20 09:25

Client ID: S-105-20FSP20-01 Date Received: 09/22/20

Sample Location: NEW BEDFORD, MA Field Prep: Not Specified

Sample Depth:

| Parameter | Result | Qualifier | Units | RL | MDL | Dilution Factor |
|---|---|---|---|---|---|---|
| PCB Congeners/Homologs - Mansfield Lab | | | | | | |
| Cl7-BZ#186 | ND | | ug/kg | 10.5 | 5.23 | 50 |
| Cl6-BZ#130/#164 | 70.9 | | ug/kg | 20.9 | 10.5 | 50 |
| Cl7-BZ#178 | 29.9 | | ug/kg | 10.5 | 5.23 | 50 |
| Cl6-BZ#138 | 192 | | ug/kg | 10.5 | 5.23 | 50 |
| Cl6-BZ#163/#160 | 296 | | ug/kg | 20.9 | 10.5 | 50 |
| Cl6-BZ#129/#158 | 88.2 | | ug/kg | 20.9 | 10.5 | 50 |
| Cl7-BZ#182/#175 | ND | | ug/kg | 20.9 | 10.5 | 50 |
| Cl7-BZ#187 | 145 | | ug/kg | 10.5 | 5.23 | 50 |
| Cl7-BZ#183 | 55.5 | | ug/kg | 10.5 | 5.23 | 50 |
| Cl6-BZ#166 | 5.97 | J | ug/kg | 10.5 | 5.23 | 50 |
| Cl6-BZ#159 | ND | | ug/kg | 10.5 | 5.23 | 50 |
| Cl5-BZ#126 | ND | | ug/kg | 10.5 | 5.23 | 50 |
| Cl7-BZ#185 | ND | | ug/kg | 10.5 | 5.23 | 50 |
| Cl6-BZ#162 | ND | | ug/kg | 10.5 | 5.23 | 50 |
| Cl7-BZ#174 | 38.6 | | ug/kg | 10.5 | 5.23 | 50 |
| Cl6-BZ#128 | 68.2 | | ug/kg | 10.5 | 5.23 | 50 |
| Cl8-BZ#202 | 13.5 | | ug/kg | 10.5 | 5.23 | 50 |
| Cl6-BZ#167 | 34.1 | | ug/kg | 10.5 | 5.23 | 50 |
| Cl7-BZ#181 | ND | | ug/kg | 10.5 | 5.23 | 50 |
| Cl7-BZ#177 | 39.0 | | ug/kg | 10.5 | 5.23 | 50 |
| Cl8-BZ#204/#200-CAL | ND | | ug/kg | 20.9 | 10.5 | 50 |
| Cl7-BZ#171 | 28.2 | | ug/kg | 10.5 | 5.23 | 50 |
| Cl7-BZ#173 | ND | | ug/kg | 10.5 | 5.23 | 50 |
| Cl8-BZ#197 | ND | | ug/kg | 10.5 | 5.23 | 50 |
| Cl7-BZ#172 | 19.0 | | ug/kg | 10.5 | 5.23 | 50 |
| Cl7-BZ#192 | ND | | ug/kg | 10.5 | 5.23 | 50 |
| Cl6-BZ#156 | 52.1 | | ug/kg | 10.5 | 5.23 | 50 |
| Cl6-BZ#157 | 17.3 | | ug/kg | 10.5 | 5.23 | 50 |
| Cl7-BZ#180 | 104 | | ug/kg | 10.5 | 5.23 | 50 |
| Cl7-BZ#193 | 10.7 | | ug/kg | 10.5 | 5.23 | 50 |
| Cl8-BZ#199 | ND | | ug/kg | 10.5 | 5.23 | 50 |
| Cl7-BZ#191 | ND | | ug/kg | 10.5 | 5.23 | 50 |
| Cl8-BZ#198 | ND | | ug/kg | 10.5 | 5.23 | 50 |
| Cl8-BZ#201 | 33.7 | | ug/kg | 10.5 | 5.23 | 50 |
| Cl7-BZ#170 | 74.5 | | ug/kg | 10.5 | 5.23 | 50 |
| Cl7-BZ#190 | 19.8 | | ug/kg | 10.5 | 5.23 | 50 |
| Cl8-BZ#196 | 20.8 | | ug/kg | 10.5 | 5.23 | 50 |

**Project Name:** NEW BEDFORD HARBOR-LTM **Lab Number:** L2039823

**Project Number:** 60597627 **Report Date:** 10/13/20

## SAMPLE RESULTS

Lab ID: L2039823-01 D Date Collected: 09/21/20 09:25

Client ID: S-105-20FSP20-01 Date Received: 09/22/20

Sample Location: NEW BEDFORD, MA Field Prep: Not Specified

Sample Depth:

| Parameter | Result | Qualifier | Units | RL | MDL | Dilution Factor |
|---|---|---|---|---|---|---|
| PCB Congeners/Homologs - Mansfield Lab | | | | | | |
| Cl8-BZ#203 | 31.4 | | ug/kg | 10.5 | 5.23 | 50 |
| Cl6-BZ#169 | ND | | ug/kg | 10.5 | 5.23 | 50 |
| Cl9-BZ#208 | 12.9 | | ug/kg | 10.5 | 5.23 | 50 |
| Cl9-BZ#207 | ND | | ug/kg | 10.5 | 5.23 | 50 |
| Cl7-BZ#189 | 14.1 | | ug/kg | 10.5 | 5.23 | 50 |
| Cl8-BZ#195 | 25.4 | | ug/kg | 10.5 | 5.23 | 50 |
| Cl8-BZ#194 | 41.3 | | ug/kg | 10.5 | 5.23 | 50 |
| Cl8-BZ#205 | ND | | ug/kg | 10.5 | 5.23 | 50 |
| Cl9-BZ#206-Cal/RTW | 21.1 | | ug/kg | 10.5 | 5.23 | 50 |
| Cl10-BZ#209-Cal/RTW | 10.3 | J | ug/kg | 10.5 | 5.23 | 50 |
| Monochlorobiphenyls | 42.7 | | ug/kg | 10.5 | 5.23 | 50 |
| Dichlorobiphenyls | 2780 | | ug/kg | 10.5 | 5.23 | 50 |
| Trichlorobiphenyls | 16600 | | ug/kg | 10.5 | 5.23 | 50 |
| Tetrachlorobiphenyls | 17700 | | ug/kg | 10.5 | 5.23 | 50 |
| Pentachlorobiphenyls | 6340 | | ug/kg | 10.5 | 5.23 | 50 |
| Hexachlorobiphenyls | 3520 | | ug/kg | 10.5 | 5.23 | 50 |
| Heptachlorobiphenyls | 634 | | ug/kg | 10.5 | 5.23 | 50 |
| Octachlorobiphenyls | 166 | | ug/kg | 10.5 | 5.23 | 50 |
| Nonachlorobiphenyls | 34.0 | | ug/kg | 10.5 | 5.23 | 50 |
| Decachlorobiphenyl | 10.3 | J | ug/kg | 10.5 | 5.23 | 50 |
| Total PCB | 47800 | | ug/kg | 10.5 | NA | 50 |

| Surrogate | % Recovery | Qualifier | Acceptance Criteria |
|---|---|---|---|
| Cl3-BZ#19-C13 (surr) | 67 | | 50-125 |
| Cl8-BZ#202-C13 (surr) | 102 | | 50-125 |

**Project Name:** NEW BEDFORD HARBOR-LTM **Lab Number:** L2039823

**Project Number:** 60597627 **Report Date:** 10/13/20

## SAMPLE RESULTS

Lab ID: L2039823-02 D
Client ID: S-108-20FSP20-01
Sample Location: NEW BEDFORD, MA

Date Collected: 09/21/20 09:29
Date Received: 09/22/20
Field Prep: Not Specified

Sample Depth:
Matrix: Sediment
Analytical Method: 105,8270D-SIM/680(M)
Analytical Date: 10/06/20 19:21
Analyst: SV
Percent Solids: 94%

Extraction Method: EPA 3570
Extraction Date: 09/30/20 16:39
Cleanup Method: EPA 3630
Cleanup Date: 10/02/20

| Parameter | Result | Qualifier | Units | RL | MDL | Dilution Factor |
|---|---|---|---|---|---|---|
| PCB Congeners/Homologs - Mansfield Lab | | | | | | |
| Cl1-BZ#1-Cal/RTW | 6.10 | J | ug/kg | 8.10 | 4.05 | 40 |
| Cl1-BZ#2 | ND | | ug/kg | 8.10 | 4.05 | 40 |
| Cl1-BZ#3 | 9.94 | | ug/kg | 8.10 | 4.05 | 40 |
| Cl2-BZ#4/#10 | 98.2 | | ug/kg | 16.2 | 8.10 | 40 |
| Cl2-BZ#9 | 17.8 | | ug/kg | 8.10 | 4.05 | 40 |
| Cl2-BZ#7 | 11.4 | | ug/kg | 8.10 | 4.05 | 40 |
| Cl2-BZ#6 | 344 | | ug/kg | 8.10 | 4.05 | 40 |
| Cl2-BZ#5 | ND | | ug/kg | 8.10 | 4.05 | 40 |
| Cl2-BZ#8 | 355 | | ug/kg | 8.10 | 4.05 | 40 |
| Cl3-BZ#19 | 93.8 | | ug/kg | 8.10 | 4.05 | 40 |
| Cl2-BZ#14 | ND | | ug/kg | 8.10 | 4.05 | 40 |
| Cl3-BZ#30 | ND | | ug/kg | 8.10 | 4.05 | 40 |
| Cl3-BZ#18 | 1030 | | ug/kg | 8.10 | 4.05 | 40 |
| Cl2-BZ#11 | 53.0 | | ug/kg | 8.10 | 4.05 | 40 |
| Cl3-BZ#17 | 563 | | ug/kg | 8.10 | 4.05 | 40 |
| Cl2-BZ#12 | ND | | ug/kg | 8.10 | 4.05 | 40 |
| Cl3-BZ#27 | 269 | | ug/kg | 8.10 | 4.05 | 40 |
| Cl2-BZ#13 | 234 | | ug/kg | 16.2 | 8.10 | 40 |
| Cl3-BZ#24 | ND | | ug/kg | 8.10 | 4.05 | 40 |
| Cl3-BZ#16 | 47.8 | | ug/kg | 8.10 | 4.05 | 40 |
| Cl3-BZ#32 | 452 | | ug/kg | 8.10 | 4.05 | 40 |
| Cl2-BZ#15 | 214 | | ug/kg | 8.10 | 4.05 | 40 |
| Cl3-BZ#34 | 22.6 | | ug/kg | 8.10 | 4.05 | 40 |
| Cl3-BZ#23 | ND | | ug/kg | 8.10 | 4.05 | 40 |
| Cl4-BZ#54 | 13.0 | | ug/kg | 8.10 | 4.05 | 40 |
| Cl3-BZ#29-Cal | ND | | ug/kg | 8.10 | 4.05 | 40 |
| Cl4-BZ#50-Cal | 8.82 | | ug/kg | 8.10 | 4.05 | 40 |
| Cl3-BZ#26 | 1790 | | ug/kg | 8.10 | 4.05 | 40 |

**Project Name:** NEW BEDFORD HARBOR-LTM **Lab Number:** L2039823

**Project Number:** 60597627 **Report Date:** 10/13/20

## SAMPLE RESULTS

Lab ID: L2039823-02 D Date Collected: 09/21/20 09:29

Client ID: S-108-20FSP20-01 Date Received: 09/22/20

Sample Location: NEW BEDFORD, MA Field Prep: Not Specified

Sample Depth:

| Parameter | Result | Qualifier | Units | RL | MDL | Dilution Factor |
|---|---|---|---|---|---|---|
| PCB Congeners/Homologs - Mansfield Lab | | | | | | |
| Cl3-BZ#25 | 1110 | | ug/kg | 8.10 | 4.05 | 40 |
| Cl4-BZ#53 | 574 | | ug/kg | 8.10 | 4.05 | 40 |
| Cl3-BZ#-31 | 1960 | | ug/kg | 8.10 | 4.05 | 40 |
| Cl3-BZ#28 | 1850 | | ug/kg | 8.10 | 4.05 | 40 |
| Cl3-BZ#33 | 51.8 | | ug/kg | 8.10 | 4.05 | 40 |
| Cl4-BZ#51 | 248 | | ug/kg | 8.10 | 4.05 | 40 |
| Cl3-BZ#21/#20 | 63.6 | | ug/kg | 16.2 | 8.10 | 40 |
| Cl4-BZ#45 | 61.0 | | ug/kg | 8.10 | 4.05 | 40 |
| Cl3-BZ#22 | 153 | | ug/kg | 8.10 | 4.05 | 40 |
| Cl4-BZ#73/#46 | 104 | | ug/kg | 16.2 | 8.10 | 40 |
| Cl4-BZ#69 | 28.0 | | ug/kg | 8.10 | 4.05 | 40 |
| Cl4-BZ#43 | 11.6 | | ug/kg | 8.10 | 4.05 | 40 |
| Cl3-BZ#36 | 4.99 | J | ug/kg | 8.10 | 4.05 | 40 |
| Cl4-BZ#52 | 2980 | | ug/kg | 8.10 | 4.05 | 40 |
| Cl4-BZ#48 | 44.3 | | ug/kg | 8.10 | 4.05 | 40 |
| Cl4-BZ#49 | 3130 | | ug/kg | 8.10 | 4.05 | 40 |
| Cl5-BZ#104 | 4.26 | J | ug/kg | 8.10 | 4.05 | 40 |
| Cl4-BZ#47 | 946 | | ug/kg | 8.10 | 4.05 | 40 |
| Cl4-BZ#65/#75/#62 | 59.6 | | ug/kg | 24.3 | 12.1 | 40 |
| Cl3-BZ#39 | 8.63 | | ug/kg | 8.10 | 4.05 | 40 |
| Cl3-BZ#38 | ND | | ug/kg | 8.10 | 4.05 | 40 |
| Cl4-BZ#44 | 620 | | ug/kg | 8.10 | 4.05 | 40 |
| Cl4-BZ#59 | 97.2 | | ug/kg | 8.10 | 4.05 | 40 |
| Cl4-BZ#42 | 291 | | ug/kg | 8.10 | 4.05 | 40 |
| Cl4-BZ#71 | 515 | | ug/kg | 8.10 | 4.05 | 40 |
| Cl3-BZ#35 | 6.02 | J | ug/kg | 8.10 | 4.05 | 40 |
| Cl4-BZ#41 | 7.45 | J | ug/kg | 8.10 | 4.05 | 40 |
| Cl4-BZ#72 | 107 | | ug/kg | 8.10 | 4.05 | 40 |
| Cl5-BZ#96 | 20.8 | | ug/kg | 8.10 | 4.05 | 40 |
| Cl5-BZ#103 | 72.5 | | ug/kg | 8.10 | 4.05 | 40 |
| Cl4-BZ#68/#64 | 415 | | ug/kg | 16.2 | 8.10 | 40 |
| Cl4-BZ#40 | 46.1 | | ug/kg | 8.10 | 4.05 | 40 |
| Cl3-BZ#37 | 71.0 | | ug/kg | 8.10 | 4.05 | 40 |
| Cl5-BZ#100 | 61.5 | | ug/kg | 8.10 | 4.05 | 40 |
| Cl5-BZ#94 | 11.4 | | ug/kg | 8.10 | 4.05 | 40 |
| Cl4-BZ#57 | 32.3 | | ug/kg | 8.10 | 4.05 | 40 |
| Cl4-BZ#67/#58 | 72.3 | | ug/kg | 16.2 | 8.10 | 40 |

**Project Name:** NEW BEDFORD HARBOR-LTM **Lab Number:** L2039823

**Project Number:** 60597627 **Report Date:** 10/13/20

## SAMPLE RESULTS

Lab ID: L2039823-02 D
Client ID: S-108-20FSP20-01
Sample Location: NEW BEDFORD, MA

Date Collected: 09/21/20 09:29
Date Received: 09/22/20
Field Prep: Not Specified

Sample Depth:

| Parameter | Result | Qualifier | Units | RL | MDL | Dilution Factor |
|---|---|---|---|---|---|---|
| PCB Congeners/Homologs - Mansfield Lab | | | | | | |
| Cl5-BZ#102 | 178 | | ug/kg | 8.10 | 4.05 | 40 |
| Cl4-BZ#61 | ND | | ug/kg | 8.10 | 4.05 | 40 |
| Cl5-BZ#98 | 18.6 | | ug/kg | 8.10 | 4.05 | 40 |
| Cl4-BZ#76 | ND | | ug/kg | 8.10 | 4.05 | 40 |
| Cl5-BZ#93 | ND | | ug/kg | 8.10 | 4.05 | 40 |
| Cl4-BZ#63 | 33.8 | | ug/kg | 8.10 | 4.05 | 40 |
| Cl5-BZ#121/#95/#88 | 676 | | ug/kg | 24.3 | 12.1 | 40 |
| Cl4-BZ#74 | 181 | | ug/kg | 8.10 | 4.05 | 40 |
| Cl6-BZ#155 | ND | | ug/kg | 8.10 | 4.05 | 40 |
| Cl4-BZ#70 | 179 | | ug/kg | 8.10 | 4.05 | 40 |
| Cl5-BZ#91 | 482 | | ug/kg | 8.10 | 4.05 | 40 |
| Cl4-BZ#66 | 251 | | ug/kg | 8.10 | 4.05 | 40 |
| Cl4-BZ#80 | ND | | ug/kg | 8.10 | 4.05 | 40 |
| Cl4-BZ#55 | 6.78 | J | ug/kg | 8.10 | 4.05 | 40 |
| Cl5-BZ#92 | 232 | | ug/kg | 8.10 | 4.05 | 40 |
| Cl5-BZ#89/#84 | 257 | | ug/kg | 16.2 | 8.10 | 40 |
| Cl5-BZ#101/#90 | 737 | | ug/kg | 16.2 | 8.10 | 40 |
| Cl4-BZ#56 | 82.6 | | ug/kg | 8.10 | 4.05 | 40 |
| Cl5-BZ#113 | 28.7 | | ug/kg | 8.10 | 4.05 | 40 |
| Cl5-BZ#99 | 576 | | ug/kg | 8.10 | 4.05 | 40 |
| Cl6-BZ#150 | 13.9 | | ug/kg | 8.10 | 4.05 | 40 |
| Cl4-BZ#60 | 43.4 | | ug/kg | 8.10 | 4.05 | 40 |
| Cl6-BZ#152 | ND | | ug/kg | 8.10 | 4.05 | 40 |
| Cl5-BZ#119 | 163 | | ug/kg | 8.10 | 4.05 | 40 |
| Cl5-BZ#83/#125/#112 | 41.8 | | ug/kg | 24.3 | 12.1 | 40 |
| Cl5-BZ#86/#109 | ND | | ug/kg | 16.2 | 8.10 | 40 |
| Cl6-BZ#145 | ND | | ug/kg | 8.10 | 4.05 | 40 |
| Cl5-BZ#97 | 216 | | ug/kg | 8.10 | 4.05 | 40 |
| Cl6-BZ#148 | 4.23 | J | ug/kg | 8.10 | 4.05 | 40 |
| Cl4-BZ#79 | ND | | ug/kg | 8.10 | 4.05 | 40 |
| Cl5-BZ#116 | ND | | ug/kg | 8.10 | 4.05 | 40 |
| Cl6-BZ#154-Cal | 74.5 | | ug/kg | 8.10 | 4.05 | 40 |
| Cl4-BZ#78 | ND | | ug/kg | 8.10 | 4.05 | 40 |
| Cl5-BZ#87/#111 | 60.7 | | ug/kg | 16.2 | 8.10 | 40 |
| Cl6-BZ#136 | 136 | | ug/kg | 8.10 | 4.05 | 40 |
| Cl5-BZ#117 | 39.5 | | ug/kg | 8.10 | 4.05 | 40 |
| Cl5-BZ#115 | 7.87 | J | ug/kg | 8.10 | 4.05 | 40 |

**Project Name:** NEW BEDFORD HARBOR-LTM **Lab Number:** L2039823

**Project Number:** 60597627 **Report Date:** 10/13/20

## SAMPLE RESULTS

Lab ID: L2039823-02 D Date Collected: 09/21/20 09:29

Client ID: S-108-20FSP20-01 Date Received: 09/22/20

Sample Location: NEW BEDFORD, MA Field Prep: Not Specified

Sample Depth:

| Parameter | Result | Qualifier | Units | RL | MDL | Dilution Factor |
|---|---|---|---|---|---|---|
| PCB Congeners/Homologs - Mansfield Lab | | | | | | |
| Cl5-BZ#85 | 42.9 | | ug/kg | 8.10 | 4.05 | 40 |
| Cl5-BZ#120 | 10.8 | | ug/kg | 8.10 | 4.05 | 40 |
| Cl5-BZ#110 | 1010 | | ug/kg | 8.10 | 4.05 | 40 |
| Cl4-BZ#81 | ND | | ug/kg | 8.10 | 4.05 | 40 |
| Cl6-BZ#151 | 119 | | ug/kg | 8.10 | 4.05 | 40 |
| Cl6-BZ#135 | 106 | | ug/kg | 8.10 | 4.05 | 40 |
| Cl5-BZ#82 | 17.5 | | ug/kg | 8.10 | 4.05 | 40 |
| Cl6-BZ#144 | 10.9 | | ug/kg | 8.10 | 4.05 | 40 |
| Cl6-BZ#147/#149 | 931 | | ug/kg | 16.2 | 8.10 | 40 |
| Cl4-BZ#77 | 26.2 | | ug/kg | 8.10 | 4.05 | 40 |
| Cl6-BZ#143/#139 | 15.2 | J | ug/kg | 16.2 | 8.10 | 40 |
| Cl5-BZ#124 | 16.4 | | ug/kg | 8.10 | 4.05 | 40 |
| Cl6-BZ#140 | ND | | ug/kg | 8.10 | 4.05 | 40 |
| Cl5-BZ#108 | ND | | ug/kg | 8.10 | 4.05 | 40 |
| Cl5-BZ#107/#123 | 45.5 | | ug/kg | 16.2 | 8.10 | 40 |
| Cl7-BZ#188-Cal/RTW | ND | | ug/kg | 8.10 | 4.05 | 40 |
| Cl6-BZ#134 | 54.2 | | ug/kg | 8.10 | 4.05 | 40 |
| Cl5-BZ#106 | ND | | ug/kg | 8.10 | 4.05 | 40 |
| Cl6-BZ#133 | 17.2 | | ug/kg | 8.10 | 4.05 | 40 |
| Cl6-BZ#142 | ND | | ug/kg | 8.10 | 4.05 | 40 |
| Cl5-BZ#118 | 442 | | ug/kg | 8.10 | 4.05 | 40 |
| Cl6-BZ#131 | 9.31 | | ug/kg | 8.10 | 4.05 | 40 |
| Cl7-BZ#184 | ND | | ug/kg | 8.10 | 4.05 | 40 |
| Cl6-BZ#165 | ND | | ug/kg | 8.10 | 4.05 | 40 |
| Cl6-BZ#146 | 104 | | ug/kg | 8.10 | 4.05 | 40 |
| Cl6-BZ#161 | ND | | ug/kg | 8.10 | 4.05 | 40 |
| Cl5-BZ#122 | ND | | ug/kg | 8.10 | 4.05 | 40 |
| Cl6-BZ#168 | ND | | ug/kg | 8.10 | 4.05 | 40 |
| Cl5-BZ#114 | 21.0 | | ug/kg | 8.10 | 4.05 | 40 |
| Cl6-BZ#153 | 598 | | ug/kg | 8.10 | 4.05 | 40 |
| Cl6-BZ#132 | 63.7 | | ug/kg | 8.10 | 4.05 | 40 |
| Cl7-BZ#179 | 35.7 | | ug/kg | 8.10 | 4.05 | 40 |
| Cl6-BZ#141 | 29.3 | | ug/kg | 8.10 | 4.05 | 40 |
| Cl7-BZ#176 | 7.63 | J | ug/kg | 8.10 | 4.05 | 40 |
| Cl5-BZ#105 | 59.4 | | ug/kg | 8.10 | 4.05 | 40 |
| Cl6-BZ#137 | 22.8 | | ug/kg | 8.10 | 4.05 | 40 |
| Cl5-BZ#127 | ND | | ug/kg | 8.10 | 4.05 | 40 |

**Project Name:** NEW BEDFORD HARBOR-LTM **Lab Number:** L2039823

**Project Number:** 60597627 **Report Date:** 10/13/20

## SAMPLE RESULTS

Lab ID: L2039823-02 D Date Collected: 09/21/20 09:29

Client ID: S-108-20FSP20-01 Date Received: 09/22/20

Sample Location: NEW BEDFORD, MA Field Prep: Not Specified

Sample Depth:

| Parameter | Result | Qualifier | Units | RL | MDL | Dilution Factor |
|---|---|---|---|---|---|---|
| PCB Congeners/Homologs - Mansfield Lab | | | | | | |
| Cl7-BZ#186 | ND | | ug/kg | 8.10 | 4.05 | 40 |
| Cl6-BZ#130/#164 | 68.4 | | ug/kg | 16.2 | 8.10 | 40 |
| Cl7-BZ#178 | 24.2 | | ug/kg | 8.10 | 4.05 | 40 |
| Cl6-BZ#138 | 162 | | ug/kg | 8.10 | 4.05 | 40 |
| Cl6-BZ#163/#160 | 231 | | ug/kg | 16.2 | 8.10 | 40 |
| Cl6-BZ#129/#158 | 74.3 | | ug/kg | 16.2 | 8.10 | 40 |
| Cl7-BZ#182/#175 | ND | | ug/kg | 16.2 | 8.10 | 40 |
| Cl7-BZ#187 | 124 | | ug/kg | 8.10 | 4.05 | 40 |
| Cl7-BZ#183 | 40.7 | | ug/kg | 8.10 | 4.05 | 40 |
| Cl6-BZ#166 | 5.25 | J | ug/kg | 8.10 | 4.05 | 40 |
| Cl6-BZ#159 | ND | | ug/kg | 8.10 | 4.05 | 40 |
| Cl5-BZ#126 | ND | | ug/kg | 8.10 | 4.05 | 40 |
| Cl7-BZ#185 | 5.36 | J | ug/kg | 8.10 | 4.05 | 40 |
| Cl6-BZ#162 | ND | | ug/kg | 8.10 | 4.05 | 40 |
| Cl7-BZ#174 | 23.8 | | ug/kg | 8.10 | 4.05 | 40 |
| Cl6-BZ#128 | 55.0 | | ug/kg | 8.10 | 4.05 | 40 |
| Cl8-BZ#202 | 10.6 | | ug/kg | 8.10 | 4.05 | 40 |
| Cl6-BZ#167 | 32.6 | | ug/kg | 8.10 | 4.05 | 40 |
| Cl7-BZ#181 | ND | | ug/kg | 8.10 | 4.05 | 40 |
| Cl7-BZ#177 | 21.5 | | ug/kg | 8.10 | 4.05 | 40 |
| Cl8-BZ#204/#200-CAL | ND | | ug/kg | 16.2 | 8.10 | 40 |
| Cl7-BZ#171 | 17.6 | | ug/kg | 8.10 | 4.05 | 40 |
| Cl7-BZ#173 | ND | | ug/kg | 8.10 | 4.05 | 40 |
| Cl8-BZ#197 | ND | | ug/kg | 8.10 | 4.05 | 40 |
| Cl7-BZ#172 | 13.9 | | ug/kg | 8.10 | 4.05 | 40 |
| Cl7-BZ#192 | ND | | ug/kg | 8.10 | 4.05 | 40 |
| Cl6-BZ#156 | 43.5 | | ug/kg | 8.10 | 4.05 | 40 |
| Cl6-BZ#157 | 12.8 | | ug/kg | 8.10 | 4.05 | 40 |
| Cl7-BZ#180 | 76.9 | | ug/kg | 8.10 | 4.05 | 40 |
| Cl7-BZ#193 | 9.60 | | ug/kg | 8.10 | 4.05 | 40 |
| Cl8-BZ#199 | ND | | ug/kg | 8.10 | 4.05 | 40 |
| Cl7-BZ#191 | ND | | ug/kg | 8.10 | 4.05 | 40 |
| Cl8-BZ#198 | ND | | ug/kg | 8.10 | 4.05 | 40 |
| Cl8-BZ#201 | 19.4 | | ug/kg | 8.10 | 4.05 | 40 |
| Cl7-BZ#170 | 55.9 | | ug/kg | 8.10 | 4.05 | 40 |
| Cl7-BZ#190 | 14.6 | | ug/kg | 8.10 | 4.05 | 40 |
| Cl8-BZ#196 | 12.2 | | ug/kg | 8.10 | 4.05 | 40 |

**Project Name:** NEW BEDFORD HARBOR-LTM **Lab Number:** L2039823

**Project Number:** 60597627 **Report Date:** 10/13/20

## SAMPLE RESULTS

Lab ID: L2039823-02 D Date Collected: 09/21/20 09:29

Client ID: S-108-20FSP20-01 Date Received: 09/22/20

Sample Location: NEW BEDFORD, MA Field Prep: Not Specified

Sample Depth:

| Parameter | Result | Qualifier | Units | RL | MDL | Dilution Factor |
|---|---|---|---|---|---|---|
| PCB Congeners/Homologs - Mansfield Lab | | | | | | |
| Cl8-BZ#203 | 14.9 | | ug/kg | 8.10 | 4.05 | 40 |
| Cl6-BZ#169 | ND | | ug/kg | 8.10 | 4.05 | 40 |
| Cl9-BZ#208 | 8.53 | | ug/kg | 8.10 | 4.05 | 40 |
| Cl9-BZ#207 | ND | | ug/kg | 8.10 | 4.05 | 40 |
| Cl7-BZ#189 | 7.34 | J | ug/kg | 8.10 | 4.05 | 40 |
| Cl8-BZ#195 | 9.21 | | ug/kg | 8.10 | 4.05 | 40 |
| Cl8-BZ#194 | 28.7 | | ug/kg | 8.10 | 4.05 | 40 |
| Cl8-BZ#205 | ND | | ug/kg | 8.10 | 4.05 | 40 |
| Cl9-BZ#206-Cal/RTW | 20.2 | | ug/kg | 8.10 | 4.05 | 40 |
| Cl10-BZ#209-Cal/RTW | 7.51 | J | ug/kg | 8.10 | 4.05 | 40 |
| Monochlorobiphenyls | 16.0 | | ug/kg | 8.10 | 4.05 | 40 |
| Dichlorobiphenyls | 1330 | | ug/kg | 8.10 | 4.05 | 40 |
| Trichlorobiphenyls | 9550 | | ug/kg | 8.10 | 4.05 | 40 |
| Tetrachlorobiphenyls | 11200 | | ug/kg | 8.10 | 4.05 | 40 |
| Pentachlorobiphenyls | 5550 | | ug/kg | 8.10 | 4.05 | 40 |
| Hexachlorobiphenyls | 2990 | | ug/kg | 8.10 | 4.05 | 40 |
| Heptachlorobiphenyls | 479 | | ug/kg | 8.10 | 4.05 | 40 |
| Octachlorobiphenyls | 95.0 | | ug/kg | 8.10 | 4.05 | 40 |
| Nonachlorobiphenyls | 28.7 | | ug/kg | 8.10 | 4.05 | 40 |
| Decachlorobiphenyl | 7.51 | J | ug/kg | 8.10 | 4.05 | 40 |
| Total PCB | 31300 | | ug/kg | 8.10 | NA | 40 |

| Surrogate | % Recovery | Qualifier | Acceptance Criteria |
|---|---|---|---|
| Cl3-BZ#19-C13 (surr) | 81 | | 50-125 |
| Cl8-BZ#202-C13 (surr) | 65 | | 50-125 |

**Project Name:** NEW BEDFORD HARBOR-LTM **Lab Number:** L2039823

**Project Number:** 60597627 **Report Date:** 10/13/20

## SAMPLE RESULTS

Lab ID: L2039823-03 D
Client ID: S-109-20FSP20-01
Sample Location: NEW BEDFORD, MA

Date Collected: 09/21/20 11:02
Date Received: 09/22/20
Field Prep: Not Specified

Sample Depth:
Matrix: Sediment
Analytical Method: 105,8270D-SIM/680(M)
Analytical Date: 10/06/20 20:42
Analyst: SV
Percent Solids: 95%

Extraction Method: EPA 3570
Extraction Date: 09/30/20 16:39
Cleanup Method: EPA 3630
Cleanup Date: 10/02/20

| Parameter | Result | Qualifier | Units | RL | MDL | Dilution Factor |
|---|---|---|---|---|---|---|
| PCB Congeners/Homologs - Mansfield Lab | | | | | | |
| Cl1-BZ#1-Cal/RTW | 6.61 | J | ug/kg | 9.78 | 4.89 | 50 |
| Cl1-BZ#2 | ND | | ug/kg | 9.78 | 4.89 | 50 |
| Cl1-BZ#3 | 10.3 | | ug/kg | 9.78 | 4.89 | 50 |
| Cl2-BZ#4/#10 | 106 | | ug/kg | 19.6 | 9.78 | 50 |
| Cl2-BZ#9 | 18.5 | | ug/kg | 9.78 | 4.89 | 50 |
| Cl2-BZ#7 | 10.5 | | ug/kg | 9.78 | 4.89 | 50 |
| Cl2-BZ#6 | 390 | | ug/kg | 9.78 | 4.89 | 50 |
| Cl2-BZ#5 | ND | | ug/kg | 9.78 | 4.89 | 50 |
| Cl2-BZ#8 | 388 | | ug/kg | 9.78 | 4.89 | 50 |
| Cl3-BZ#19 | 117 | | ug/kg | 9.78 | 4.89 | 50 |
| Cl2-BZ#14 | ND | | ug/kg | 9.78 | 4.89 | 50 |
| Cl3-BZ#30 | ND | | ug/kg | 9.78 | 4.89 | 50 |
| Cl3-BZ#18 | 1290 | | ug/kg | 9.78 | 4.89 | 50 |
| Cl2-BZ#11 | 67.0 | | ug/kg | 9.78 | 4.89 | 50 |
| Cl3-BZ#17 | 718 | | ug/kg | 9.78 | 4.89 | 50 |
| Cl2-BZ#12 | ND | | ug/kg | 9.78 | 4.89 | 50 |
| Cl3-BZ#27 | 380 | | ug/kg | 9.78 | 4.89 | 50 |
| Cl2-BZ#13 | 305 | | ug/kg | 19.6 | 9.78 | 50 |
| Cl3-BZ#24 | ND | | ug/kg | 9.78 | 4.89 | 50 |
| Cl3-BZ#16 | 62.2 | | ug/kg | 9.78 | 4.89 | 50 |
| Cl3-BZ#32 | 634 | | ug/kg | 9.78 | 4.89 | 50 |
| Cl2-BZ#15 | 259 | | ug/kg | 9.78 | 4.89 | 50 |
| Cl3-BZ#34 | 31.9 | | ug/kg | 9.78 | 4.89 | 50 |
| Cl3-BZ#23 | ND | | ug/kg | 9.78 | 4.89 | 50 |
| Cl4-BZ#54 | 19.3 | | ug/kg | 9.78 | 4.89 | 50 |
| Cl3-BZ#29-Cal | ND | | ug/kg | 9.78 | 4.89 | 50 |
| Cl4-BZ#50-Cal | 13.9 | | ug/kg | 9.78 | 4.89 | 50 |
| Cl3-BZ#26 | 2560 | | ug/kg | 9.78 | 4.89 | 50 |

**Project Name:** NEW BEDFORD HARBOR-LTM **Lab Number:** L2039823

**Project Number:** 60597627 **Report Date:** 10/13/20

## SAMPLE RESULTS

Lab ID: L2039823-03 D Date Collected: 09/21/20 11:02

Client ID: S-109-20FSP20-01 Date Received: 09/22/20

Sample Location: NEW BEDFORD, MA Field Prep: Not Specified

Sample Depth:

| Parameter | Result | Qualifier | Units | RL | MDL | Dilution Factor |
|---|---|---|---|---|---|---|
| PCB Congeners/Homologs - Mansfield Lab | | | | | | |
| Cl3-BZ#25 | 1540 | | ug/kg | 9.78 | 4.89 | 50 |
| Cl4-BZ#53 | 887 | | ug/kg | 9.78 | 4.89 | 50 |
| Cl3-BZ#-31 | 2610 | | ug/kg | 9.78 | 4.89 | 50 |
| Cl3-BZ#28 | 2500 | | ug/kg | 9.78 | 4.89 | 50 |
| Cl3-BZ#33 | 46.7 | | ug/kg | 9.78 | 4.89 | 50 |
| Cl4-BZ#51 | 396 | | ug/kg | 9.78 | 4.89 | 50 |
| Cl3-BZ#21/#20 | 89.0 | | ug/kg | 19.6 | 9.78 | 50 |
| Cl4-BZ#45 | 82.2 | | ug/kg | 9.78 | 4.89 | 50 |
| Cl3-BZ#22 | 201 | | ug/kg | 9.78 | 4.89 | 50 |
| Cl4-BZ#73/#46 | 172 | | ug/kg | 19.6 | 9.78 | 50 |
| Cl4-BZ#69 | 45.4 | | ug/kg | 9.78 | 4.89 | 50 |
| Cl4-BZ#43 | 15.9 | | ug/kg | 9.78 | 4.89 | 50 |
| Cl3-BZ#36 | 8.18 | J | ug/kg | 9.78 | 4.89 | 50 |
| Cl4-BZ#52 | 4560 | | ug/kg | 9.78 | 4.89 | 50 |
| Cl4-BZ#48 | 80.8 | | ug/kg | 9.78 | 4.89 | 50 |
| Cl4-BZ#49 | 4810 | | ug/kg | 9.78 | 4.89 | 50 |
| Cl5-BZ#104 | 7.04 | J | ug/kg | 9.78 | 4.89 | 50 |
| Cl4-BZ#47 | 1430 | | ug/kg | 9.78 | 4.89 | 50 |
| Cl4-BZ#65/#75/#62 | 91.9 | | ug/kg | 29.4 | 14.7 | 50 |
| Cl3-BZ#39 | 12.5 | | ug/kg | 9.78 | 4.89 | 50 |
| Cl3-BZ#38 | ND | | ug/kg | 9.78 | 4.89 | 50 |
| Cl4-BZ#44 | 892 | | ug/kg | 9.78 | 4.89 | 50 |
| Cl4-BZ#59 | 107 | | ug/kg | 9.78 | 4.89 | 50 |
| Cl4-BZ#42 | 408 | | ug/kg | 9.78 | 4.89 | 50 |
| Cl4-BZ#71 | 845 | | ug/kg | 9.78 | 4.89 | 50 |
| Cl3-BZ#35 | 8.37 | J | ug/kg | 9.78 | 4.89 | 50 |
| Cl4-BZ#41 | 9.10 | J | ug/kg | 9.78 | 4.89 | 50 |
| Cl4-BZ#72 | 172 | | ug/kg | 9.78 | 4.89 | 50 |
| Cl5-BZ#96 | 37.9 | | ug/kg | 9.78 | 4.89 | 50 |
| Cl5-BZ#103 | 120 | | ug/kg | 9.78 | 4.89 | 50 |
| Cl4-BZ#68/#64 | 599 | | ug/kg | 19.6 | 9.78 | 50 |
| Cl4-BZ#40 | 71.3 | | ug/kg | 9.78 | 4.89 | 50 |
| Cl3-BZ#37 | 111 | | ug/kg | 9.78 | 4.89 | 50 |
| Cl5-BZ#100 | 106 | | ug/kg | 9.78 | 4.89 | 50 |
| Cl5-BZ#94 | 24.0 | | ug/kg | 9.78 | 4.89 | 50 |
| Cl4-BZ#57 | 38.4 | | ug/kg | 9.78 | 4.89 | 50 |
| Cl4-BZ#67/#58 | 111 | | ug/kg | 19.6 | 9.78 | 50 |

**Project Name:** NEW BEDFORD HARBOR-LTM **Lab Number:** L2039823

**Project Number:** 60597627 **Report Date:** 10/13/20

## SAMPLE RESULTS

Lab ID: L2039823-03 D Date Collected: 09/21/20 11:02

Client ID: S-109-20FSP20-01 Date Received: 09/22/20

Sample Location: NEW BEDFORD, MA Field Prep: Not Specified

Sample Depth:

| Parameter | Result | Qualifier | Units | RL | MDL | Dilution Factor |
|---|---|---|---|---|---|---|
| PCB Congeners/Homologs - Mansfield Lab | | | | | | |
| Cl5-BZ#102 | 299 | | ug/kg | 9.78 | 4.89 | 50 |
| Cl4-BZ#61 | ND | | ug/kg | 9.78 | 4.89 | 50 |
| Cl5-BZ#98 | 28.4 | | ug/kg | 9.78 | 4.89 | 50 |
| Cl4-BZ#76 | ND | | ug/kg | 9.78 | 4.89 | 50 |
| Cl5-BZ#93 | ND | | ug/kg | 9.78 | 4.89 | 50 |
| Cl4-BZ#63 | 43.4 | | ug/kg | 9.78 | 4.89 | 50 |
| Cl5-BZ#121/#95/#88 | 1060 | | ug/kg | 29.4 | 14.7 | 50 |
| Cl4-BZ#74 | 276 | | ug/kg | 9.78 | 4.89 | 50 |
| Cl6-BZ#155 | ND | | ug/kg | 9.78 | 4.89 | 50 |
| Cl4-BZ#70 | 266 | | ug/kg | 9.78 | 4.89 | 50 |
| Cl5-BZ#91 | 778 | | ug/kg | 9.78 | 4.89 | 50 |
| Cl4-BZ#66 | 400 | | ug/kg | 9.78 | 4.89 | 50 |
| Cl4-BZ#80 | ND | | ug/kg | 9.78 | 4.89 | 50 |
| Cl4-BZ#55 | ND | | ug/kg | 9.78 | 4.89 | 50 |
| Cl5-BZ#92 | 358 | | ug/kg | 9.78 | 4.89 | 50 |
| Cl5-BZ#89/#84 | 393 | | ug/kg | 19.6 | 9.78 | 50 |
| Cl5-BZ#101/#90 | 1160 | | ug/kg | 19.6 | 9.78 | 50 |
| Cl4-BZ#56 | 129 | | ug/kg | 9.78 | 4.89 | 50 |
| Cl5-BZ#113 | 32.3 | | ug/kg | 9.78 | 4.89 | 50 |
| Cl5-BZ#99 | 1040 | | ug/kg | 9.78 | 4.89 | 50 |
| Cl6-BZ#150 | 23.6 | | ug/kg | 9.78 | 4.89 | 50 |
| Cl4-BZ#60 | 63.4 | | ug/kg | 9.78 | 4.89 | 50 |
| Cl6-BZ#152 | ND | | ug/kg | 9.78 | 4.89 | 50 |
| Cl5-BZ#119 | 290 | | ug/kg | 9.78 | 4.89 | 50 |
| Cl5-BZ#83/#125/#112 | 54.8 | | ug/kg | 29.4 | 14.7 | 50 |
| Cl5-BZ#86/#109 | ND | | ug/kg | 19.6 | 9.78 | 50 |
| Cl6-BZ#145 | ND | | ug/kg | 9.78 | 4.89 | 50 |
| Cl5-BZ#97 | 363 | | ug/kg | 9.78 | 4.89 | 50 |
| Cl6-BZ#148 | 8.12 | J | ug/kg | 9.78 | 4.89 | 50 |
| Cl4-BZ#79 | ND | | ug/kg | 9.78 | 4.89 | 50 |
| Cl5-BZ#116 | ND | | ug/kg | 9.78 | 4.89 | 50 |
| Cl6-BZ#154-Cal | 135 | | ug/kg | 9.78 | 4.89 | 50 |
| Cl4-BZ#78 | ND | | ug/kg | 9.78 | 4.89 | 50 |
| Cl5-BZ#87/#111 | 114 | | ug/kg | 19.6 | 9.78 | 50 |
| Cl6-BZ#136 | 221 | | ug/kg | 9.78 | 4.89 | 50 |
| Cl5-BZ#117 | 57.9 | | ug/kg | 9.78 | 4.89 | 50 |
| Cl5-BZ#115 | 13.7 | | ug/kg | 9.78 | 4.89 | 50 |

**Project Name:** NEW BEDFORD HARBOR-LTM **Lab Number:** L2039823

**Project Number:** 60597627 **Report Date:** 10/13/20

## SAMPLE RESULTS

Lab ID: L2039823-03 D Date Collected: 09/21/20 11:02

Client ID: S-109-20FSP20-01 Date Received: 09/22/20

Sample Location: NEW BEDFORD, MA Field Prep: Not Specified

Sample Depth:

| Parameter | Result | Qualifier | Units | RL | MDL | Dilution Factor |
|---|---|---|---|---|---|---|
| PCB Congeners/Homologs - Mansfield Lab | | | | | | |
| Cl5-BZ#85 | 71.2 | | ug/kg | 9.78 | 4.89 | 50 |
| Cl5-BZ#120 | 14.8 | | ug/kg | 9.78 | 4.89 | 50 |
| Cl5-BZ#110 | 1560 | | ug/kg | 9.78 | 4.89 | 50 |
| Cl4-BZ#81 | ND | | ug/kg | 9.78 | 4.89 | 50 |
| Cl6-BZ#151 | 179 | | ug/kg | 9.78 | 4.89 | 50 |
| Cl6-BZ#135 | 163 | | ug/kg | 9.78 | 4.89 | 50 |
| Cl5-BZ#82 | 33.1 | | ug/kg | 9.78 | 4.89 | 50 |
| Cl6-BZ#144 | 15.4 | | ug/kg | 9.78 | 4.89 | 50 |
| Cl6-BZ#147/#149 | 1490 | | ug/kg | 19.6 | 9.78 | 50 |
| Cl4-BZ#77 | 33.8 | | ug/kg | 9.78 | 4.89 | 50 |
| Cl6-BZ#143/#139 | 27.0 | | ug/kg | 19.6 | 9.78 | 50 |
| Cl5-BZ#124 | 26.1 | | ug/kg | 9.78 | 4.89 | 50 |
| Cl6-BZ#140 | ND | | ug/kg | 9.78 | 4.89 | 50 |
| Cl5-BZ#108 | ND | | ug/kg | 9.78 | 4.89 | 50 |
| Cl5-BZ#107/#123 | 74.9 | | ug/kg | 19.6 | 9.78 | 50 |
| Cl7-BZ#188-Cal/RTW | 5.09 | J | ug/kg | 9.78 | 4.89 | 50 |
| Cl6-BZ#134 | 75.2 | | ug/kg | 9.78 | 4.89 | 50 |
| Cl5-BZ#106 | ND | | ug/kg | 9.78 | 4.89 | 50 |
| Cl6-BZ#133 | 25.9 | | ug/kg | 9.78 | 4.89 | 50 |
| Cl6-BZ#142 | ND | | ug/kg | 9.78 | 4.89 | 50 |
| Cl5-BZ#118 | 736 | | ug/kg | 9.78 | 4.89 | 50 |
| Cl6-BZ#131 | 16.5 | | ug/kg | 9.78 | 4.89 | 50 |
| Cl7-BZ#184 | ND | | ug/kg | 9.78 | 4.89 | 50 |
| Cl6-BZ#165 | ND | | ug/kg | 9.78 | 4.89 | 50 |
| Cl6-BZ#146 | 168 | | ug/kg | 9.78 | 4.89 | 50 |
| Cl6-BZ#161 | ND | | ug/kg | 9.78 | 4.89 | 50 |
| Cl5-BZ#122 | 8.37 | J | ug/kg | 9.78 | 4.89 | 50 |
| Cl6-BZ#168 | ND | | ug/kg | 9.78 | 4.89 | 50 |
| Cl5-BZ#114 | ND | | ug/kg | 9.78 | 4.89 | 50 |
| Cl6-BZ#153 | 986 | | ug/kg | 9.78 | 4.89 | 50 |
| Cl6-BZ#132 | 122 | | ug/kg | 9.78 | 4.89 | 50 |
| Cl7-BZ#179 | 55.9 | | ug/kg | 9.78 | 4.89 | 50 |
| Cl6-BZ#141 | 51.0 | | ug/kg | 9.78 | 4.89 | 50 |
| Cl7-BZ#176 | 10.4 | | ug/kg | 9.78 | 4.89 | 50 |
| Cl5-BZ#105 | 99.8 | | ug/kg | 9.78 | 4.89 | 50 |
| Cl6-BZ#137 | 38.8 | | ug/kg | 9.78 | 4.89 | 50 |
| Cl5-BZ#127 | ND | | ug/kg | 9.78 | 4.89 | 50 |

**Project Name:** NEW BEDFORD HARBOR-LTM **Lab Number:** L2039823

**Project Number:** 60597627 **Report Date:** 10/13/20

## SAMPLE RESULTS

Lab ID: L2039823-03 D Date Collected: 09/21/20 11:02

Client ID: S-109-20FSP20-01 Date Received: 09/22/20

Sample Location: NEW BEDFORD, MA Field Prep: Not Specified

Sample Depth:

| Parameter | Result | Qualifier | Units | RL | MDL | Dilution Factor |
|---|---|---|---|---|---|---|
| PCB Congeners/Homologs - Mansfield Lab | | | | | | |
| Cl7-BZ#186 | ND | | ug/kg | 9.78 | 4.89 | 50 |
| Cl6-BZ#130/#164 | 114 | | ug/kg | 19.6 | 9.78 | 50 |
| Cl7-BZ#178 | 36.7 | | ug/kg | 9.78 | 4.89 | 50 |
| Cl6-BZ#138 | 281 | | ug/kg | 9.78 | 4.89 | 50 |
| Cl6-BZ#163/#160 | 366 | | ug/kg | 19.6 | 9.78 | 50 |
| Cl6-BZ#129/#158 | 120 | | ug/kg | 19.6 | 9.78 | 50 |
| Cl7-BZ#182/#175 | ND | | ug/kg | 19.6 | 9.78 | 50 |
| Cl7-BZ#187 | 192 | | ug/kg | 9.78 | 4.89 | 50 |
| Cl7-BZ#183 | 60.3 | | ug/kg | 9.78 | 4.89 | 50 |
| Cl6-BZ#166 | 5.56 | J | ug/kg | 9.78 | 4.89 | 50 |
| Cl6-BZ#159 | ND | | ug/kg | 9.78 | 4.89 | 50 |
| Cl5-BZ#126 | ND | | ug/kg | 9.78 | 4.89 | 50 |
| Cl7-BZ#185 | 9.65 | J | ug/kg | 9.78 | 4.89 | 50 |
| Cl6-BZ#162 | 6.12 | J | ug/kg | 9.78 | 4.89 | 50 |
| Cl7-BZ#174 | 40.4 | | ug/kg | 9.78 | 4.89 | 50 |
| Cl6-BZ#128 | 93.9 | | ug/kg | 9.78 | 4.89 | 50 |
| Cl8-BZ#202 | 13.0 | | ug/kg | 9.78 | 4.89 | 50 |
| Cl6-BZ#167 | 50.5 | | ug/kg | 9.78 | 4.89 | 50 |
| Cl7-BZ#181 | ND | | ug/kg | 9.78 | 4.89 | 50 |
| Cl7-BZ#177 | 32.8 | | ug/kg | 9.78 | 4.89 | 50 |
| Cl8-BZ#204/#200-CAL | ND | | ug/kg | 19.6 | 9.78 | 50 |
| Cl7-BZ#171 | 28.0 | | ug/kg | 9.78 | 4.89 | 50 |
| Cl7-BZ#173 | ND | | ug/kg | 9.78 | 4.89 | 50 |
| Cl8-BZ#197 | ND | | ug/kg | 9.78 | 4.89 | 50 |
| Cl7-BZ#172 | 16.9 | | ug/kg | 9.78 | 4.89 | 50 |
| Cl7-BZ#192 | ND | | ug/kg | 9.78 | 4.89 | 50 |
| Cl6-BZ#156 | 68.2 | | ug/kg | 9.78 | 4.89 | 50 |
| Cl6-BZ#157 | 18.4 | | ug/kg | 9.78 | 4.89 | 50 |
| Cl7-BZ#180 | 118 | | ug/kg | 9.78 | 4.89 | 50 |
| Cl7-BZ#193 | 11.7 | | ug/kg | 9.78 | 4.89 | 50 |
| Cl8-BZ#199 | ND | | ug/kg | 9.78 | 4.89 | 50 |
| Cl7-BZ#191 | 5.42 | J | ug/kg | 9.78 | 4.89 | 50 |
| Cl8-BZ#198 | ND | | ug/kg | 9.78 | 4.89 | 50 |
| Cl8-BZ#201 | 29.9 | | ug/kg | 9.78 | 4.89 | 50 |
| Cl7-BZ#170 | 85.9 | | ug/kg | 9.78 | 4.89 | 50 |
| Cl7-BZ#190 | 23.2 | | ug/kg | 9.78 | 4.89 | 50 |
| Cl8-BZ#196 | 19.4 | | ug/kg | 9.78 | 4.89 | 50 |

**Project Name:** NEW BEDFORD HARBOR-LTM **Lab Number:** L2039823

**Project Number:** 60597627 **Report Date:** 10/13/20

## SAMPLE RESULTS

Lab ID: L2039823-03 D Date Collected: 09/21/20 11:02

Client ID: S-109-20FSP20-01 Date Received: 09/22/20

Sample Location: NEW BEDFORD, MA Field Prep: Not Specified

Sample Depth:

| Parameter | Result | Qualifier | Units | RL | MDL | Dilution Factor |
|---|---|---|---|---|---|---|
| PCB Congeners/Homologs - Mansfield Lab | | | | | | |
| Cl8-BZ#203 | 23.6 | | ug/kg | 9.78 | 4.89 | 50 |
| Cl6-BZ#169 | ND | | ug/kg | 9.78 | 4.89 | 50 |
| Cl9-BZ#208 | 10.4 | | ug/kg | 9.78 | 4.89 | 50 |
| Cl9-BZ#207 | ND | | ug/kg | 9.78 | 4.89 | 50 |
| Cl7-BZ#189 | 8.75 | J | ug/kg | 9.78 | 4.89 | 50 |
| Cl8-BZ#195 | 11.6 | | ug/kg | 9.78 | 4.89 | 50 |
| Cl8-BZ#194 | 36.3 | | ug/kg | 9.78 | 4.89 | 50 |
| Cl8-BZ#205 | ND | | ug/kg | 9.78 | 4.89 | 50 |
| Cl9-BZ#206-Cal/RTW | 26.2 | | ug/kg | 9.78 | 4.89 | 50 |
| Cl10-BZ#209-Cal/RTW | 8.77 | J | ug/kg | 9.78 | 4.89 | 50 |
| Monochlorobiphenyls | 16.9 | | ug/kg | 9.78 | 4.89 | 50 |
| Dichlorobiphenyls | 1540 | | ug/kg | 9.78 | 4.89 | 50 |
| Trichlorobiphenyls | 12900 | | ug/kg | 9.78 | 4.89 | 50 |
| Tetrachlorobiphenyls | 17100 | | ug/kg | 9.78 | 4.89 | 50 |
| Pentachlorobiphenyls | 8960 | | ug/kg | 9.78 | 4.89 | 50 |
| Hexachlorobiphenyls | 4870 | | ug/kg | 9.78 | 4.89 | 50 |
| Heptachlorobiphenyls | 741 | | ug/kg | 9.78 | 4.89 | 50 |
| Octachlorobiphenyls | 134 | | ug/kg | 9.78 | 4.89 | 50 |
| Nonachlorobiphenyls | 36.6 | | ug/kg | 9.78 | 4.89 | 50 |
| Decachlorobiphenyl | 8.77 | J | ug/kg | 9.78 | 4.89 | 50 |
| Total PCB | 46300 | | ug/kg | 9.78 | NA | 50 |

| Surrogate | % Recovery | Qualifier | Acceptance Criteria |
|---|---|---|---|
| Cl3-BZ#19-C13 (surr) | 72 | | 50-125 |
| Cl8-BZ#202-C13 (surr) | 79 | | 50-125 |

**Project Name:** NEW BEDFORD HARBOR-LTM **Lab Number:** L2039823

**Project Number:** 60597627 **Report Date:** 10/13/20

## SAMPLE RESULTS

Lab ID: L2039823-04 D
Client ID: S-111-20FSP20-01
Sample Location: NEW BEDFORD, MA

Date Collected: 09/21/20 11:30
Date Received: 09/22/20
Field Prep: Not Specified

Sample Depth:
Matrix: Sediment
Analytical Method: 105,8270D-SIM/680(M)
Analytical Date: 10/06/20 22:02
Analyst: SV
Percent Solids: 94%

Extraction Method: EPA 3570
Extraction Date: 09/30/20 16:39
Cleanup Method: EPA 3630
Cleanup Date: 10/02/20

| Parameter | Result | Qualifier | Units | RL | MDL | Dilution Factor |
|---|---|---|---|---|---|---|
| PCB Congeners/Homologs - Mansfield Lab | | | | | | |
| Cl1-BZ#1-Cal/RTW | 6.03 | J | ug/kg | 10.4 | 5.19 | 50 |
| Cl1-BZ#2 | ND | | ug/kg | 10.4 | 5.19 | 50 |
| Cl1-BZ#3 | 12.8 | | ug/kg | 10.4 | 5.19 | 50 |
| Cl2-BZ#4/#10 | 102 | | ug/kg | 20.8 | 10.4 | 50 |
| Cl2-BZ#9 | 19.0 | | ug/kg | 10.4 | 5.19 | 50 |
| Cl2-BZ#7 | 11.9 | | ug/kg | 10.4 | 5.19 | 50 |
| Cl2-BZ#6 | 406 | | ug/kg | 10.4 | 5.19 | 50 |
| Cl2-BZ#5 | ND | | ug/kg | 10.4 | 5.19 | 50 |
| Cl2-BZ#8 | 416 | | ug/kg | 10.4 | 5.19 | 50 |
| Cl3-BZ#19 | 100 | | ug/kg | 10.4 | 5.19 | 50 |
| Cl2-BZ#14 | ND | | ug/kg | 10.4 | 5.19 | 50 |
| Cl3-BZ#30 | ND | | ug/kg | 10.4 | 5.19 | 50 |
| Cl3-BZ#18 | 1240 | | ug/kg | 10.4 | 5.19 | 50 |
| Cl2-BZ#11 | 66.0 | | ug/kg | 10.4 | 5.19 | 50 |
| Cl3-BZ#17 | 679 | | ug/kg | 10.4 | 5.19 | 50 |
| Cl2-BZ#12 | ND | | ug/kg | 10.4 | 5.19 | 50 |
| Cl3-BZ#27 | 336 | | ug/kg | 10.4 | 5.19 | 50 |
| Cl2-BZ#13 | 301 | | ug/kg | 20.8 | 10.4 | 50 |
| Cl3-BZ#24 | ND | | ug/kg | 10.4 | 5.19 | 50 |
| Cl3-BZ#16 | 58.8 | | ug/kg | 10.4 | 5.19 | 50 |
| Cl3-BZ#32 | 537 | | ug/kg | 10.4 | 5.19 | 50 |
| Cl2-BZ#15 | 262 | | ug/kg | 10.4 | 5.19 | 50 |
| Cl3-BZ#34 | 29.7 | | ug/kg | 10.4 | 5.19 | 50 |
| Cl3-BZ#23 | ND | | ug/kg | 10.4 | 5.19 | 50 |
| Cl4-BZ#54 | 14.2 | | ug/kg | 10.4 | 5.19 | 50 |
| Cl3-BZ#29-Cal | ND | | ug/kg | 10.4 | 5.19 | 50 |
| Cl4-BZ#50-Cal | 13.1 | | ug/kg | 10.4 | 5.19 | 50 |
| Cl3-BZ#26 | 2450 | | ug/kg | 10.4 | 5.19 | 50 |

**Project Name:** NEW BEDFORD HARBOR-LTM **Lab Number:** L2039823

**Project Number:** 60597627 **Report Date:** 10/13/20

## SAMPLE RESULTS

Lab ID: L2039823-04 D Date Collected: 09/21/20 11:30

Client ID: S-111-20FSP20-01 Date Received: 09/22/20

Sample Location: NEW BEDFORD, MA Field Prep: Not Specified

Sample Depth:

| Parameter | Result | Qualifier | Units | RL | MDL | Dilution Factor |
|---|---|---|---|---|---|---|
| PCB Congeners/Homologs - Mansfield Lab | | | | | | |
| Cl3-BZ#25 | 1500 | | ug/kg | 10.4 | 5.19 | 50 |
| Cl4-BZ#53 | 733 | | ug/kg | 10.4 | 5.19 | 50 |
| Cl3-BZ#-31 | 2570 | | ug/kg | 10.4 | 5.19 | 50 |
| Cl3-BZ#28 | 2380 | | ug/kg | 10.4 | 5.19 | 50 |
| Cl3-BZ#33 | 38.3 | | ug/kg | 10.4 | 5.19 | 50 |
| Cl4-BZ#51 | 315 | | ug/kg | 10.4 | 5.19 | 50 |
| Cl3-BZ#21/#20 | 92.6 | | ug/kg | 20.8 | 10.4 | 50 |
| Cl4-BZ#45 | 75.4 | | ug/kg | 10.4 | 5.19 | 50 |
| Cl3-BZ#22 | 197 | | ug/kg | 10.4 | 5.19 | 50 |
| Cl4-BZ#73/#46 | 149 | | ug/kg | 20.8 | 10.4 | 50 |
| Cl4-BZ#69 | 42.0 | | ug/kg | 10.4 | 5.19 | 50 |
| Cl4-BZ#43 | 16.6 | | ug/kg | 10.4 | 5.19 | 50 |
| Cl3-BZ#36 | 6.44 | J | ug/kg | 10.4 | 5.19 | 50 |
| Cl4-BZ#52 | 4140 | | ug/kg | 10.4 | 5.19 | 50 |
| Cl4-BZ#48 | 46.8 | | ug/kg | 10.4 | 5.19 | 50 |
| Cl4-BZ#49 | 4400 | | ug/kg | 10.4 | 5.19 | 50 |
| Cl5-BZ#104 | 6.15 | J | ug/kg | 10.4 | 5.19 | 50 |
| Cl4-BZ#47 | 1280 | | ug/kg | 10.4 | 5.19 | 50 |
| Cl4-BZ#65/#75/#62 | 74.8 | | ug/kg | 31.2 | 15.6 | 50 |
| Cl3-BZ#39 | 11.7 | | ug/kg | 10.4 | 5.19 | 50 |
| Cl3-BZ#38 | ND | | ug/kg | 10.4 | 5.19 | 50 |
| Cl4-BZ#44 | 913 | | ug/kg | 10.4 | 5.19 | 50 |
| Cl4-BZ#59 | 141 | | ug/kg | 10.4 | 5.19 | 50 |
| Cl4-BZ#42 | 401 | | ug/kg | 10.4 | 5.19 | 50 |
| Cl4-BZ#71 | 716 | | ug/kg | 10.4 | 5.19 | 50 |
| Cl3-BZ#35 | 8.10 | J | ug/kg | 10.4 | 5.19 | 50 |
| Cl4-BZ#41 | ND | | ug/kg | 10.4 | 5.19 | 50 |
| Cl4-BZ#72 | 156 | | ug/kg | 10.4 | 5.19 | 50 |
| Cl5-BZ#96 | 32.7 | | ug/kg | 10.4 | 5.19 | 50 |
| Cl5-BZ#103 | 101 | | ug/kg | 10.4 | 5.19 | 50 |
| Cl4-BZ#68/#64 | 577 | | ug/kg | 20.8 | 10.4 | 50 |
| Cl4-BZ#40 | 60.5 | | ug/kg | 10.4 | 5.19 | 50 |
| Cl3-BZ#37 | 82.0 | | ug/kg | 10.4 | 5.19 | 50 |
| Cl5-BZ#100 | 87.1 | | ug/kg | 10.4 | 5.19 | 50 |
| Cl5-BZ#94 | 24.4 | | ug/kg | 10.4 | 5.19 | 50 |
| Cl4-BZ#57 | 65.1 | | ug/kg | 10.4 | 5.19 | 50 |
| Cl4-BZ#67/#58 | 92.6 | | ug/kg | 20.8 | 10.4 | 50 |

**Project Name:** NEW BEDFORD HARBOR-LTM **Lab Number:** L2039823

**Project Number:** 60597627 **Report Date:** 10/13/20

## SAMPLE RESULTS

Lab ID: L2039823-04 D Date Collected: 09/21/20 11:30

Client ID: S-111-20FSP20-01 Date Received: 09/22/20

Sample Location: NEW BEDFORD, MA Field Prep: Not Specified

Sample Depth:

| Parameter | Result | Qualifier | Units | RL | MDL | Dilution Factor |
|---|---|---|---|---|---|---|
| PCB Congeners/Homologs - Mansfield Lab | | | | | | |
| Cl5-BZ#102 | 250 | | ug/kg | 10.4 | 5.19 | 50 |
| Cl4-BZ#61 | ND | | ug/kg | 10.4 | 5.19 | 50 |
| Cl5-BZ#98 | 30.8 | | ug/kg | 10.4 | 5.19 | 50 |
| Cl4-BZ#76 | ND | | ug/kg | 10.4 | 5.19 | 50 |
| Cl5-BZ#93 | 5.98 | J | ug/kg | 10.4 | 5.19 | 50 |
| Cl4-BZ#63 | 43.8 | | ug/kg | 10.4 | 5.19 | 50 |
| Cl5-BZ#121/#95/#88 | 964 | | ug/kg | 31.2 | 15.6 | 50 |
| Cl4-BZ#74 | 199 | | ug/kg | 10.4 | 5.19 | 50 |
| Cl6-BZ#155 | ND | | ug/kg | 10.4 | 5.19 | 50 |
| Cl4-BZ#70 | 187 | | ug/kg | 10.4 | 5.19 | 50 |
| Cl5-BZ#91 | 708 | | ug/kg | 10.4 | 5.19 | 50 |
| Cl4-BZ#66 | 276 | | ug/kg | 10.4 | 5.19 | 50 |
| Cl4-BZ#80 | ND | | ug/kg | 10.4 | 5.19 | 50 |
| Cl4-BZ#55 | 5.34 | J | ug/kg | 10.4 | 5.19 | 50 |
| Cl5-BZ#92 | 393 | | ug/kg | 10.4 | 5.19 | 50 |
| Cl5-BZ#89/#84 | 357 | | ug/kg | 20.8 | 10.4 | 50 |
| Cl5-BZ#101/#90 | 949 | | ug/kg | 20.8 | 10.4 | 50 |
| Cl4-BZ#56 | 94.7 | | ug/kg | 10.4 | 5.19 | 50 |
| Cl5-BZ#113 | 37.9 | | ug/kg | 10.4 | 5.19 | 50 |
| Cl5-BZ#99 | 761 | | ug/kg | 10.4 | 5.19 | 50 |
| Cl6-BZ#150 | 21.5 | | ug/kg | 10.4 | 5.19 | 50 |
| Cl4-BZ#60 | 30.4 | | ug/kg | 10.4 | 5.19 | 50 |
| Cl6-BZ#152 | ND | | ug/kg | 10.4 | 5.19 | 50 |
| Cl5-BZ#119 | 245 | | ug/kg | 10.4 | 5.19 | 50 |
| Cl5-BZ#83/#125/#112 | 65.0 | | ug/kg | 31.2 | 15.6 | 50 |
| Cl5-BZ#86/#109 | ND | | ug/kg | 20.8 | 10.4 | 50 |
| Cl6-BZ#145 | ND | | ug/kg | 10.4 | 5.19 | 50 |
| Cl5-BZ#97 | 266 | | ug/kg | 10.4 | 5.19 | 50 |
| Cl6-BZ#148 | 7.96 | J | ug/kg | 10.4 | 5.19 | 50 |
| Cl4-BZ#79 | ND | | ug/kg | 10.4 | 5.19 | 50 |
| Cl5-BZ#116 | ND | | ug/kg | 10.4 | 5.19 | 50 |
| Cl6-BZ#154-Cal | 106 | | ug/kg | 10.4 | 5.19 | 50 |
| Cl4-BZ#78 | ND | | ug/kg | 10.4 | 5.19 | 50 |
| Cl5-BZ#87/#111 | 75.1 | | ug/kg | 20.8 | 10.4 | 50 |
| Cl6-BZ#136 | 190 | | ug/kg | 10.4 | 5.19 | 50 |
| Cl5-BZ#117 | 55.0 | | ug/kg | 10.4 | 5.19 | 50 |
| Cl5-BZ#115 | 13.6 | | ug/kg | 10.4 | 5.19 | 50 |

**Project Name:** NEW BEDFORD HARBOR-LTM **Lab Number:** L2039823

**Project Number:** 60597627 **Report Date:** 10/13/20

## SAMPLE RESULTS

Lab ID: L2039823-04 D Date Collected: 09/21/20 11:30

Client ID: S-111-20FSP20-01 Date Received: 09/22/20

Sample Location: NEW BEDFORD, MA Field Prep: Not Specified

Sample Depth:

| Parameter | Result | Qualifier | Units | RL | MDL | Dilution Factor |
|---|---|---|---|---|---|---|
| PCB Congeners/Homologs - Mansfield Lab | | | | | | |
| Cl5-BZ#85 | 45.2 | | ug/kg | 10.4 | 5.19 | 50 |
| Cl5-BZ#120 | 13.7 | | ug/kg | 10.4 | 5.19 | 50 |
| Cl5-BZ#110 | 1450 | | ug/kg | 10.4 | 5.19 | 50 |
| Cl4-BZ#81 | ND | | ug/kg | 10.4 | 5.19 | 50 |
| Cl6-BZ#151 | 187 | | ug/kg | 10.4 | 5.19 | 50 |
| Cl6-BZ#135 | 157 | | ug/kg | 10.4 | 5.19 | 50 |
| Cl5-BZ#82 | 19.2 | | ug/kg | 10.4 | 5.19 | 50 |
| Cl6-BZ#144 | 12.4 | | ug/kg | 10.4 | 5.19 | 50 |
| Cl6-BZ#147/#149 | 1370 | | ug/kg | 20.8 | 10.4 | 50 |
| Cl4-BZ#77 | 27.7 | | ug/kg | 10.4 | 5.19 | 50 |
| Cl6-BZ#143/#139 | 21.4 | | ug/kg | 20.8 | 10.4 | 50 |
| Cl5-BZ#124 | 17.6 | | ug/kg | 10.4 | 5.19 | 50 |
| Cl6-BZ#140 | ND | | ug/kg | 10.4 | 5.19 | 50 |
| Cl5-BZ#108 | ND | | ug/kg | 10.4 | 5.19 | 50 |
| Cl5-BZ#107/#123 | 56.8 | | ug/kg | 20.8 | 10.4 | 50 |
| Cl7-BZ#188-Cal/RTW | ND | | ug/kg | 10.4 | 5.19 | 50 |
| Cl6-BZ#134 | 78.6 | | ug/kg | 10.4 | 5.19 | 50 |
| Cl5-BZ#106 | ND | | ug/kg | 10.4 | 5.19 | 50 |
| Cl6-BZ#133 | 29.3 | | ug/kg | 10.4 | 5.19 | 50 |
| Cl6-BZ#142 | ND | | ug/kg | 10.4 | 5.19 | 50 |
| Cl5-BZ#118 | 510 | | ug/kg | 10.4 | 5.19 | 50 |
| Cl6-BZ#131 | 14.5 | | ug/kg | 10.4 | 5.19 | 50 |
| Cl7-BZ#184 | ND | | ug/kg | 10.4 | 5.19 | 50 |
| Cl6-BZ#165 | ND | | ug/kg | 10.4 | 5.19 | 50 |
| Cl6-BZ#146 | 152 | | ug/kg | 10.4 | 5.19 | 50 |
| Cl6-BZ#161 | ND | | ug/kg | 10.4 | 5.19 | 50 |
| Cl5-BZ#122 | ND | | ug/kg | 10.4 | 5.19 | 50 |
| Cl6-BZ#168 | ND | | ug/kg | 10.4 | 5.19 | 50 |
| Cl5-BZ#114 | 29.1 | | ug/kg | 10.4 | 5.19 | 50 |
| Cl6-BZ#153 | 798 | | ug/kg | 10.4 | 5.19 | 50 |
| Cl6-BZ#132 | 107 | | ug/kg | 10.4 | 5.19 | 50 |
| Cl7-BZ#179 | 50.7 | | ug/kg | 10.4 | 5.19 | 50 |
| Cl6-BZ#141 | 30.3 | | ug/kg | 10.4 | 5.19 | 50 |
| Cl7-BZ#176 | 10.5 | | ug/kg | 10.4 | 5.19 | 50 |
| Cl5-BZ#105 | 60.8 | | ug/kg | 10.4 | 5.19 | 50 |
| Cl6-BZ#137 | 27.4 | | ug/kg | 10.4 | 5.19 | 50 |
| Cl5-BZ#127 | ND | | ug/kg | 10.4 | 5.19 | 50 |

**Project Name:** NEW BEDFORD HARBOR-LTM **Lab Number:** L2039823

**Project Number:** 60597627 **Report Date:** 10/13/20

## SAMPLE RESULTS

Lab ID: L2039823-04 D
Client ID: S-111-20FSP20-01
Sample Location: NEW BEDFORD, MA

Date Collected: 09/21/20 11:30
Date Received: 09/22/20
Field Prep: Not Specified

Sample Depth:

| Parameter | Result | Qualifier | Units | RL | MDL | Dilution Factor |
|---|---|---|---|---|---|---|
| PCB Congeners/Homologs - Mansfield Lab | | | | | | |
| Cl7-BZ#186 | ND | | ug/kg | 10.4 | 5.19 | 50 |
| Cl6-BZ#130/#164 | 83.0 | | ug/kg | 20.8 | 10.4 | 50 |
| Cl7-BZ#178 | 34.8 | | ug/kg | 10.4 | 5.19 | 50 |
| Cl6-BZ#138 | 189 | | ug/kg | 10.4 | 5.19 | 50 |
| Cl6-BZ#163/#160 | 337 | | ug/kg | 20.8 | 10.4 | 50 |
| Cl6-BZ#129/#158 | 93.6 | | ug/kg | 20.8 | 10.4 | 50 |
| Cl7-BZ#182/#175 | ND | | ug/kg | 20.8 | 10.4 | 50 |
| Cl7-BZ#187 | 171 | | ug/kg | 10.4 | 5.19 | 50 |
| Cl7-BZ#183 | 52.0 | | ug/kg | 10.4 | 5.19 | 50 |
| Cl6-BZ#166 | 6.44 | J | ug/kg | 10.4 | 5.19 | 50 |
| Cl6-BZ#159 | ND | | ug/kg | 10.4 | 5.19 | 50 |
| Cl5-BZ#126 | ND | | ug/kg | 10.4 | 5.19 | 50 |
| Cl7-BZ#185 | 5.30 | J | ug/kg | 10.4 | 5.19 | 50 |
| Cl6-BZ#162 | ND | | ug/kg | 10.4 | 5.19 | 50 |
| Cl7-BZ#174 | 32.4 | | ug/kg | 10.4 | 5.19 | 50 |
| Cl6-BZ#128 | 65.5 | | ug/kg | 10.4 | 5.19 | 50 |
| Cl8-BZ#202 | 12.4 | | ug/kg | 10.4 | 5.19 | 50 |
| Cl6-BZ#167 | 39.2 | | ug/kg | 10.4 | 5.19 | 50 |
| Cl7-BZ#181 | ND | | ug/kg | 10.4 | 5.19 | 50 |
| Cl7-BZ#177 | 31.8 | | ug/kg | 10.4 | 5.19 | 50 |
| Cl8-BZ#204/#200-CAL | ND | | ug/kg | 20.8 | 10.4 | 50 |
| Cl7-BZ#171 | 22.9 | | ug/kg | 10.4 | 5.19 | 50 |
| Cl7-BZ#173 | ND | | ug/kg | 10.4 | 5.19 | 50 |
| Cl8-BZ#197 | ND | | ug/kg | 10.4 | 5.19 | 50 |
| Cl7-BZ#172 | 14.6 | | ug/kg | 10.4 | 5.19 | 50 |
| Cl7-BZ#192 | ND | | ug/kg | 10.4 | 5.19 | 50 |
| Cl6-BZ#156 | 50.3 | | ug/kg | 10.4 | 5.19 | 50 |
| Cl6-BZ#157 | 13.9 | | ug/kg | 10.4 | 5.19 | 50 |
| Cl7-BZ#180 | 104 | | ug/kg | 10.4 | 5.19 | 50 |
| Cl7-BZ#193 | 11.4 | | ug/kg | 10.4 | 5.19 | 50 |
| Cl8-BZ#199 | ND | | ug/kg | 10.4 | 5.19 | 50 |
| Cl7-BZ#191 | 5.80 | J | ug/kg | 10.4 | 5.19 | 50 |
| Cl8-BZ#198 | ND | | ug/kg | 10.4 | 5.19 | 50 |
| Cl8-BZ#201 | 32.3 | | ug/kg | 10.4 | 5.19 | 50 |
| Cl7-BZ#170 | 74.7 | | ug/kg | 10.4 | 5.19 | 50 |
| Cl7-BZ#190 | 18.6 | | ug/kg | 10.4 | 5.19 | 50 |
| Cl8-BZ#196 | 18.3 | | ug/kg | 10.4 | 5.19 | 50 |

**Project Name:** NEW BEDFORD HARBOR-LTM **Lab Number:** L2039823

**Project Number:** 60597627 **Report Date:** 10/13/20

## SAMPLE RESULTS

Lab ID: L2039823-04 D Date Collected: 09/21/20 11:30

Client ID: S-111-20FSP20-01 Date Received: 09/22/20

Sample Location: NEW BEDFORD, MA Field Prep: Not Specified

Sample Depth:

| Parameter | Result | Qualifier | Units | RL | MDL | Dilution Factor |
|---|---|---|---|---|---|---|
| PCB Congeners/Homologs - Mansfield Lab | | | | | | |
| Cl8-BZ#203 | 22.2 | | ug/kg | 10.4 | 5.19 | 50 |
| Cl6-BZ#169 | ND | | ug/kg | 10.4 | 5.19 | 50 |
| Cl9-BZ#208 | 9.66 | J | ug/kg | 10.4 | 5.19 | 50 |
| Cl9-BZ#207 | ND | | ug/kg | 10.4 | 5.19 | 50 |
| Cl7-BZ#189 | 6.46 | J | ug/kg | 10.4 | 5.19 | 50 |
| Cl8-BZ#195 | 15.5 | | ug/kg | 10.4 | 5.19 | 50 |
| Cl8-BZ#194 | 34.1 | | ug/kg | 10.4 | 5.19 | 50 |
| Cl8-BZ#205 | ND | | ug/kg | 10.4 | 5.19 | 50 |
| Cl9-BZ#206-Cal/RTW | 22.4 | | ug/kg | 10.4 | 5.19 | 50 |
| Cl10-BZ#209-Cal/RTW | 7.63 | J | ug/kg | 10.4 | 5.19 | 50 |
| Monochlorobiphenyls | 18.8 | | ug/kg | 10.4 | 5.19 | 50 |
| Dichlorobiphenyls | 1580 | | ug/kg | 10.4 | 5.19 | 50 |
| Trichlorobiphenyls | 12300 | | ug/kg | 10.4 | 5.19 | 50 |
| Tetrachlorobiphenyls | 15300 | | ug/kg | 10.4 | 5.19 | 50 |
| Pentachlorobiphenyls | 7630 | | ug/kg | 10.4 | 5.19 | 50 |
| Hexachlorobiphenyls | 4190 | | ug/kg | 10.4 | 5.19 | 50 |
| Heptachlorobiphenyls | 647 | | ug/kg | 10.4 | 5.19 | 50 |
| Octachlorobiphenyls | 135 | | ug/kg | 10.4 | 5.19 | 50 |
| Nonachlorobiphenyls | 32.1 | | ug/kg | 10.4 | 5.19 | 50 |
| Decachlorobiphenyl | 7.63 | J | ug/kg | 10.4 | 5.19 | 50 |
| Total PCB | 41800 | | ug/kg | 10.4 | NA | 50 |

| Surrogate | % Recovery | Qualifier | Acceptance Criteria |
|---|---|---|---|
| Cl3-BZ#19-C13 (surr) | 68 | | 50-125 |
| Cl8-BZ#202-C13 (surr) | 93 | | 50-125 |

**Project Name:** NEW BEDFORD HARBOR-LTM **Lab Number:** L2039823

**Project Number:** 60597627 **Report Date:** 10/13/20

## SAMPLE RESULTS

Lab ID: L2039823-05 D
Client ID: S-114-20FSP20-01
Sample Location: NEW BEDFORD, MA

Date Collected: 09/21/20 12:23
Date Received: 09/22/20
Field Prep: Not Specified

Sample Depth:
Matrix: Sediment
Analytical Method: 105,8270D-SIM/680(M)
Analytical Date: 10/06/20 23:23
Analyst: SV
Percent Solids: 95%

Extraction Method: EPA 3570
Extraction Date: 09/30/20 16:39
Cleanup Method: EPA 3630
Cleanup Date: 10/02/20

| Parameter | Result | Qualifier | Units | RL | MDL | Dilution Factor |
|---|---|---|---|---|---|---|
| PCB Congeners/Homologs - Mansfield Lab | | | | | | |
| Cl1-BZ#1-Cal/RTW | 3.96 | | ug/kg | 3.93 | 1.96 | 20 |
| Cl1-BZ#2 | 2.19 | J | ug/kg | 3.93 | 1.96 | 20 |
| Cl1-BZ#3 | 7.43 | | ug/kg | 3.93 | 1.96 | 20 |
| Cl2-BZ#4/#10 | 75.5 | | ug/kg | 7.86 | 3.93 | 20 |
| Cl2-BZ#9 | 13.3 | | ug/kg | 3.93 | 1.96 | 20 |
| Cl2-BZ#7 | 7.47 | | ug/kg | 3.93 | 1.96 | 20 |
| Cl2-BZ#6 | 269 | | ug/kg | 3.93 | 1.96 | 20 |
| Cl2-BZ#5 | ND | | ug/kg | 3.93 | 1.96 | 20 |
| Cl2-BZ#8 | 279 | | ug/kg | 3.93 | 1.96 | 20 |
| Cl3-BZ#19 | 73.5 | | ug/kg | 3.93 | 1.96 | 20 |
| Cl2-BZ#14 | ND | | ug/kg | 3.93 | 1.96 | 20 |
| Cl3-BZ#30 | ND | | ug/kg | 3.93 | 1.96 | 20 |
| Cl3-BZ#18 | 825 | | ug/kg | 3.93 | 1.96 | 20 |
| Cl2-BZ#11 | 39.8 | | ug/kg | 3.93 | 1.96 | 20 |
| Cl3-BZ#17 | 432 | | ug/kg | 3.93 | 1.96 | 20 |
| Cl2-BZ#12 | ND | | ug/kg | 3.93 | 1.96 | 20 |
| Cl3-BZ#27 | 211 | | ug/kg | 3.93 | 1.96 | 20 |
| Cl2-BZ#13 | 181 | | ug/kg | 7.86 | 3.93 | 20 |
| Cl3-BZ#24 | 2.09 | J | ug/kg | 3.93 | 1.96 | 20 |
| Cl3-BZ#16 | 29.2 | | ug/kg | 3.93 | 1.96 | 20 |
| Cl3-BZ#32 | 350 | | ug/kg | 3.93 | 1.96 | 20 |
| Cl2-BZ#15 | 163 | | ug/kg | 3.93 | 1.96 | 20 |
| Cl3-BZ#34 | 17.7 | | ug/kg | 3.93 | 1.96 | 20 |
| Cl3-BZ#23 | ND | | ug/kg | 3.93 | 1.96 | 20 |
| Cl4-BZ#54 | 9.40 | | ug/kg | 3.93 | 1.96 | 20 |
| Cl3-BZ#29-Cal | ND | | ug/kg | 3.93 | 1.96 | 20 |
| Cl4-BZ#50-Cal | 7.80 | | ug/kg | 3.93 | 1.96 | 20 |
| Cl3-BZ#26 | 1370 | | ug/kg | 3.93 | 1.96 | 20 |

**Project Name:** NEW BEDFORD HARBOR-LTM **Lab Number:** L2039823

**Project Number:** 60597627 **Report Date:** 10/13/20

## SAMPLE RESULTS

Lab ID: L2039823-05 D Date Collected: 09/21/20 12:23

Client ID: S-114-20FSP20-01 Date Received: 09/22/20

Sample Location: NEW BEDFORD, MA Field Prep: Not Specified

Sample Depth:

| Parameter | Result | Qualifier | Units | RL | MDL | Dilution Factor |
|---|---|---|---|---|---|---|
| PCB Congeners/Homologs - Mansfield Lab | | | | | | |
| Cl3-BZ#25 | 843 | | ug/kg | 3.93 | 1.96 | 20 |
| Cl4-BZ#53 | 430 | | ug/kg | 3.93 | 1.96 | 20 |
| Cl3-BZ#-31 | 1530 | | ug/kg | 3.93 | 1.96 | 20 |
| Cl3-BZ#28 | 1410 | | ug/kg | 3.93 | 1.96 | 20 |
| Cl3-BZ#33 | 31.7 | | ug/kg | 3.93 | 1.96 | 20 |
| Cl4-BZ#51 | 188 | | ug/kg | 3.93 | 1.96 | 20 |
| Cl3-BZ#21/#20 | 42.6 | | ug/kg | 7.86 | 3.93 | 20 |
| Cl4-BZ#45 | 41.5 | | ug/kg | 3.93 | 1.96 | 20 |
| Cl3-BZ#22 | 100 | | ug/kg | 3.93 | 1.96 | 20 |
| Cl4-BZ#73/#46 | 76.5 | | ug/kg | 7.86 | 3.93 | 20 |
| Cl4-BZ#69 | 23.1 | | ug/kg | 3.93 | 1.96 | 20 |
| Cl4-BZ#43 | 5.27 | | ug/kg | 3.93 | 1.96 | 20 |
| Cl3-BZ#36 | 3.12 | J | ug/kg | 3.93 | 1.96 | 20 |
| Cl4-BZ#52 | 2220 | | ug/kg | 3.93 | 1.96 | 20 |
| Cl4-BZ#48 | 32.0 | | ug/kg | 3.93 | 1.96 | 20 |
| Cl4-BZ#49 | 2320 | | ug/kg | 3.93 | 1.96 | 20 |
| Cl5-BZ#104 | 2.53 | J | ug/kg | 3.93 | 1.96 | 20 |
| Cl4-BZ#47 | 700 | | ug/kg | 3.93 | 1.96 | 20 |
| Cl4-BZ#65/#75/#62 | 45.4 | | ug/kg | 11.8 | 5.89 | 20 |
| Cl3-BZ#39 | 5.20 | | ug/kg | 3.93 | 1.96 | 20 |
| Cl3-BZ#38 | ND | | ug/kg | 3.93 | 1.96 | 20 |
| Cl4-BZ#44 | 419 | | ug/kg | 3.93 | 1.96 | 20 |
| Cl4-BZ#59 | 69.5 | | ug/kg | 3.93 | 1.96 | 20 |
| Cl4-BZ#42 | 192 | | ug/kg | 3.93 | 1.96 | 20 |
| Cl4-BZ#71 | 389 | | ug/kg | 3.93 | 1.96 | 20 |
| Cl3-BZ#35 | 4.53 | | ug/kg | 3.93 | 1.96 | 20 |
| Cl4-BZ#41 | 3.84 | J | ug/kg | 3.93 | 1.96 | 20 |
| Cl4-BZ#72 | 79.1 | | ug/kg | 3.93 | 1.96 | 20 |
| Cl5-BZ#96 | 15.6 | | ug/kg | 3.93 | 1.96 | 20 |
| Cl5-BZ#103 | 50.1 | | ug/kg | 3.93 | 1.96 | 20 |
| Cl4-BZ#68/#64 | 291 | | ug/kg | 7.86 | 3.93 | 20 |
| Cl4-BZ#40 | 30.6 | | ug/kg | 3.93 | 1.96 | 20 |
| Cl3-BZ#37 | 50.6 | | ug/kg | 3.93 | 1.96 | 20 |
| Cl5-BZ#100 | 44.5 | | ug/kg | 3.93 | 1.96 | 20 |
| Cl5-BZ#94 | 7.50 | | ug/kg | 3.93 | 1.96 | 20 |
| Cl4-BZ#57 | 20.5 | | ug/kg | 3.93 | 1.96 | 20 |
| Cl4-BZ#67/#58 | 62.2 | | ug/kg | 7.86 | 3.93 | 20 |

**Project Name:** NEW BEDFORD HARBOR-LTM **Lab Number:** L2039823

**Project Number:** 60597627 **Report Date:** 10/13/20

## SAMPLE RESULTS

Lab ID: L2039823-05 D Date Collected: 09/21/20 12:23

Client ID: S-114-20FSP20-01 Date Received: 09/22/20

Sample Location: NEW BEDFORD, MA Field Prep: Not Specified

Sample Depth:

| Parameter | Result | Qualifier | Units | RL | MDL | Dilution Factor |
|---|---|---|---|---|---|---|
| PCB Congeners/Homologs - Mansfield Lab | | | | | | |
| Cl5-BZ#102 | 132 | | ug/kg | 3.93 | 1.96 | 20 |
| Cl4-BZ#61 | ND | | ug/kg | 3.93 | 1.96 | 20 |
| Cl5-BZ#98 | 14.4 | | ug/kg | 3.93 | 1.96 | 20 |
| Cl4-BZ#76 | ND | | ug/kg | 3.93 | 1.96 | 20 |
| Cl5-BZ#93 | ND | | ug/kg | 3.93 | 1.96 | 20 |
| Cl4-BZ#63 | 20.3 | | ug/kg | 3.93 | 1.96 | 20 |
| Cl5-BZ#121/#95/#88 | 482 | | ug/kg | 11.8 | 5.89 | 20 |
| Cl4-BZ#74 | 130 | | ug/kg | 3.93 | 1.96 | 20 |
| Cl6-BZ#155 | ND | | ug/kg | 3.93 | 1.96 | 20 |
| Cl4-BZ#70 | 123 | | ug/kg | 3.93 | 1.96 | 20 |
| Cl5-BZ#91 | 341 | | ug/kg | 3.93 | 1.96 | 20 |
| Cl4-BZ#66 | 169 | | ug/kg | 3.93 | 1.96 | 20 |
| Cl4-BZ#80 | ND | | ug/kg | 3.93 | 1.96 | 20 |
| Cl4-BZ#55 | 3.94 | | ug/kg | 3.93 | 1.96 | 20 |
| Cl5-BZ#92 | 161 | | ug/kg | 3.93 | 1.96 | 20 |
| Cl5-BZ#89/#84 | 175 | | ug/kg | 7.86 | 3.93 | 20 |
| Cl5-BZ#101/#90 | 564 | | ug/kg | 7.86 | 3.93 | 20 |
| Cl4-BZ#56 | 56.5 | | ug/kg | 3.93 | 1.96 | 20 |
| Cl5-BZ#113 | 17.8 | | ug/kg | 3.93 | 1.96 | 20 |
| Cl5-BZ#99 | 417 | | ug/kg | 3.93 | 1.96 | 20 |
| Cl6-BZ#150 | 10.4 | | ug/kg | 3.93 | 1.96 | 20 |
| Cl4-BZ#60 | 20.2 | | ug/kg | 3.93 | 1.96 | 20 |
| Cl6-BZ#152 | ND | | ug/kg | 3.93 | 1.96 | 20 |
| Cl5-BZ#119 | 123 | | ug/kg | 3.93 | 1.96 | 20 |
| Cl5-BZ#83/#125/#112 | 23.4 | | ug/kg | 11.8 | 5.89 | 20 |
| Cl5-BZ#86/#109 | ND | | ug/kg | 7.86 | 3.93 | 20 |
| Cl6-BZ#145 | ND | | ug/kg | 3.93 | 1.96 | 20 |
| Cl5-BZ#97 | 154 | | ug/kg | 3.93 | 1.96 | 20 |
| Cl6-BZ#148 | 3.29 | J | ug/kg | 3.93 | 1.96 | 20 |
| Cl4-BZ#79 | ND | | ug/kg | 3.93 | 1.96 | 20 |
| Cl5-BZ#116 | ND | | ug/kg | 3.93 | 1.96 | 20 |
| Cl6-BZ#154-Cal | 51.3 | | ug/kg | 3.93 | 1.96 | 20 |
| Cl4-BZ#78 | ND | | ug/kg | 3.93 | 1.96 | 20 |
| Cl5-BZ#87/#111 | 35.5 | | ug/kg | 7.86 | 3.93 | 20 |
| Cl6-BZ#136 | 97.5 | | ug/kg | 3.93 | 1.96 | 20 |
| Cl5-BZ#117 | 25.4 | | ug/kg | 3.93 | 1.96 | 20 |
| Cl5-BZ#115 | 7.94 | | ug/kg | 3.93 | 1.96 | 20 |

**Project Name:** NEW BEDFORD HARBOR-LTM **Lab Number:** L2039823

**Project Number:** 60597627 **Report Date:** 10/13/20

## SAMPLE RESULTS

Lab ID: L2039823-05 D Date Collected: 09/21/20 12:23

Client ID: S-114-20FSP20-01 Date Received: 09/22/20

Sample Location: NEW BEDFORD, MA Field Prep: Not Specified

Sample Depth:

| Parameter | Result | Qualifier | Units | RL | MDL | Dilution Factor |
|---|---|---|---|---|---|---|
| PCB Congeners/Homologs - Mansfield Lab | | | | | | |
| Cl5-BZ#85 | 22.4 | | ug/kg | 3.93 | 1.96 | 20 |
| Cl5-BZ#120 | 7.61 | | ug/kg | 3.93 | 1.96 | 20 |
| Cl5-BZ#110 | 711 | | ug/kg | 3.93 | 1.96 | 20 |
| Cl4-BZ#81 | ND | | ug/kg | 3.93 | 1.96 | 20 |
| Cl6-BZ#151 | 89.1 | | ug/kg | 3.93 | 1.96 | 20 |
| Cl6-BZ#135 | 74.7 | | ug/kg | 3.93 | 1.96 | 20 |
| Cl5-BZ#82 | 10.4 | | ug/kg | 3.93 | 1.96 | 20 |
| Cl6-BZ#144 | 6.94 | | ug/kg | 3.93 | 1.96 | 20 |
| Cl6-BZ#147/#149 | 677 | | ug/kg | 7.86 | 3.93 | 20 |
| Cl4-BZ#77 | 15.2 | | ug/kg | 3.93 | 1.96 | 20 |
| Cl6-BZ#143/#139 | 12.6 | | ug/kg | 7.86 | 3.93 | 20 |
| Cl5-BZ#124 | 10.8 | | ug/kg | 3.93 | 1.96 | 20 |
| Cl6-BZ#140 | ND | | ug/kg | 3.93 | 1.96 | 20 |
| Cl5-BZ#108 | ND | | ug/kg | 3.93 | 1.96 | 20 |
| Cl5-BZ#107/#123 | 35.0 | | ug/kg | 7.86 | 3.93 | 20 |
| Cl7-BZ#188-Cal/RTW | 2.43 | J | ug/kg | 3.93 | 1.96 | 20 |
| Cl6-BZ#134 | 37.7 | | ug/kg | 3.93 | 1.96 | 20 |
| Cl5-BZ#106 | ND | | ug/kg | 3.93 | 1.96 | 20 |
| Cl6-BZ#133 | 13.0 | | ug/kg | 3.93 | 1.96 | 20 |
| Cl6-BZ#142 | ND | | ug/kg | 3.93 | 1.96 | 20 |
| Cl5-BZ#118 | 311 | | ug/kg | 3.93 | 1.96 | 20 |
| Cl6-BZ#131 | 7.51 | | ug/kg | 3.93 | 1.96 | 20 |
| Cl7-BZ#184 | ND | | ug/kg | 3.93 | 1.96 | 20 |
| Cl6-BZ#165 | ND | | ug/kg | 3.93 | 1.96 | 20 |
| Cl6-BZ#146 | 79.1 | | ug/kg | 3.93 | 1.96 | 20 |
| Cl6-BZ#161 | ND | | ug/kg | 3.93 | 1.96 | 20 |
| Cl5-BZ#122 | 3.09 | J | ug/kg | 3.93 | 1.96 | 20 |
| Cl6-BZ#168 | ND | | ug/kg | 3.93 | 1.96 | 20 |
| Cl5-BZ#114 | ND | | ug/kg | 3.93 | 1.96 | 20 |
| Cl6-BZ#153 | 453 | | ug/kg | 3.93 | 1.96 | 20 |
| Cl6-BZ#132 | 36.3 | | ug/kg | 3.93 | 1.96 | 20 |
| Cl7-BZ#179 | 25.4 | | ug/kg | 3.93 | 1.96 | 20 |
| Cl6-BZ#141 | 17.4 | | ug/kg | 3.93 | 1.96 | 20 |
| Cl7-BZ#176 | 4.34 | | ug/kg | 3.93 | 1.96 | 20 |
| Cl5-BZ#105 | 34.0 | | ug/kg | 3.93 | 1.96 | 20 |
| Cl6-BZ#137 | 14.3 | | ug/kg | 3.93 | 1.96 | 20 |
| Cl5-BZ#127 | ND | | ug/kg | 3.93 | 1.96 | 20 |

**Project Name:** NEW BEDFORD HARBOR-LTM **Lab Number:** L2039823

**Project Number:** 60597627 **Report Date:** 10/13/20

## SAMPLE RESULTS

Lab ID: L2039823-05 D Date Collected: 09/21/20 12:23

Client ID: S-114-20FSP20-01 Date Received: 09/22/20

Sample Location: NEW BEDFORD, MA Field Prep: Not Specified

Sample Depth:

| Parameter | Result | Qualifier | Units | RL | MDL | Dilution Factor |
|---|---|---|---|---|---|---|
| PCB Congeners/Homologs - Mansfield Lab | | | | | | |
| Cl7-BZ#186 | ND | | ug/kg | 3.93 | 1.96 | 20 |
| Cl6-BZ#130/#164 | 46.1 | | ug/kg | 7.86 | 3.93 | 20 |
| Cl7-BZ#178 | 16.4 | | ug/kg | 3.93 | 1.96 | 20 |
| Cl6-BZ#138 | 99.3 | | ug/kg | 3.93 | 1.96 | 20 |
| Cl6-BZ#163/#160 | 178 | | ug/kg | 7.86 | 3.93 | 20 |
| Cl6-BZ#129/#158 | 51.7 | | ug/kg | 7.86 | 3.93 | 20 |
| Cl7-BZ#182/#175 | ND | | ug/kg | 7.86 | 3.93 | 20 |
| Cl7-BZ#187 | 91.7 | | ug/kg | 3.93 | 1.96 | 20 |
| Cl7-BZ#183 | 29.1 | | ug/kg | 3.93 | 1.96 | 20 |
| Cl6-BZ#166 | 3.79 | J | ug/kg | 3.93 | 1.96 | 20 |
| Cl6-BZ#159 | ND | | ug/kg | 3.93 | 1.96 | 20 |
| Cl5-BZ#126 | ND | | ug/kg | 3.93 | 1.96 | 20 |
| Cl7-BZ#185 | 2.73 | J | ug/kg | 3.93 | 1.96 | 20 |
| Cl6-BZ#162 | 2.67 | J | ug/kg | 3.93 | 1.96 | 20 |
| Cl7-BZ#174 | 16.2 | | ug/kg | 3.93 | 1.96 | 20 |
| Cl6-BZ#128 | 31.2 | | ug/kg | 3.93 | 1.96 | 20 |
| Cl8-BZ#202 | 6.20 | | ug/kg | 3.93 | 1.96 | 20 |
| Cl6-BZ#167 | 23.4 | | ug/kg | 3.93 | 1.96 | 20 |
| Cl7-BZ#181 | 2.72 | J | ug/kg | 3.93 | 1.96 | 20 |
| Cl7-BZ#177 | 13.0 | | ug/kg | 3.93 | 1.96 | 20 |
| Cl8-BZ#204/#200-CAL | ND | | ug/kg | 7.86 | 3.93 | 20 |
| Cl7-BZ#171 | 11.2 | | ug/kg | 3.93 | 1.96 | 20 |
| Cl7-BZ#173 | ND | | ug/kg | 3.93 | 1.96 | 20 |
| Cl8-BZ#197 | ND | | ug/kg | 3.93 | 1.96 | 20 |
| Cl7-BZ#172 | 8.97 | | ug/kg | 3.93 | 1.96 | 20 |
| Cl7-BZ#192 | ND | | ug/kg | 3.93 | 1.96 | 20 |
| Cl6-BZ#156 | 32.2 | | ug/kg | 3.93 | 1.96 | 20 |
| Cl6-BZ#157 | 7.42 | | ug/kg | 3.93 | 1.96 | 20 |
| Cl7-BZ#180 | 57.3 | | ug/kg | 3.93 | 1.96 | 20 |
| Cl7-BZ#193 | 6.04 | | ug/kg | 3.93 | 1.96 | 20 |
| Cl8-BZ#199 | 2.01 | J | ug/kg | 3.93 | 1.96 | 20 |
| Cl7-BZ#191 | 2.73 | J | ug/kg | 3.93 | 1.96 | 20 |
| Cl8-BZ#198 | ND | | ug/kg | 3.93 | 1.96 | 20 |
| Cl8-BZ#201 | 15.7 | | ug/kg | 3.93 | 1.96 | 20 |
| Cl7-BZ#170 | 39.1 | | ug/kg | 3.93 | 1.96 | 20 |
| Cl7-BZ#190 | 12.0 | | ug/kg | 3.93 | 1.96 | 20 |
| Cl8-BZ#196 | 9.48 | | ug/kg | 3.93 | 1.96 | 20 |

**Project Name:** NEW BEDFORD HARBOR-LTM **Lab Number:** L2039823

**Project Number:** 60597627 **Report Date:** 10/13/20

## SAMPLE RESULTS

Lab ID: L2039823-05 D Date Collected: 09/21/20 12:23

Client ID: S-114-20FSP20-01 Date Received: 09/22/20

Sample Location: NEW BEDFORD, MA Field Prep: Not Specified

Sample Depth:

| Parameter | Result | Qualifier | Units | RL | MDL | Dilution Factor |
|---|---|---|---|---|---|---|
| PCB Congeners/Homologs - Mansfield Lab | | | | | | |
| Cl8-BZ#203 | 11.9 | | ug/kg | 3.93 | 1.96 | 20 |
| Cl6-BZ#169 | ND | | ug/kg | 3.93 | 1.96 | 20 |
| Cl9-BZ#208 | 4.67 | | ug/kg | 3.93 | 1.96 | 20 |
| Cl9-BZ#207 | 2.04 | J | ug/kg | 3.93 | 1.96 | 20 |
| Cl7-BZ#189 | 6.10 | | ug/kg | 3.93 | 1.96 | 20 |
| Cl8-BZ#195 | 6.38 | | ug/kg | 3.93 | 1.96 | 20 |
| Cl8-BZ#194 | 19.0 | | ug/kg | 3.93 | 1.96 | 20 |
| Cl8-BZ#205 | ND | | ug/kg | 3.93 | 1.96 | 20 |
| Cl9-BZ#206-Cal/RTW | 12.1 | | ug/kg | 3.93 | 1.96 | 20 |
| Cl10-BZ#209-Cal/RTW | 5.43 | | ug/kg | 3.93 | 1.96 | 20 |
| Monochlorobiphenyls | 13.6 | | ug/kg | 3.93 | 1.96 | 20 |
| Dichlorobiphenyls | 1030 | | ug/kg | 3.93 | 1.96 | 20 |
| Trichlorobiphenyls | 7330 | | ug/kg | 3.93 | 1.96 | 20 |
| Tetrachlorobiphenyls | 8190 | | ug/kg | 3.93 | 1.96 | 20 |
| Pentachlorobiphenyls | 3940 | | ug/kg | 3.93 | 1.96 | 20 |
| Hexachlorobiphenyls | 2160 | | ug/kg | 3.93 | 1.96 | 20 |
| Heptachlorobiphenyls | 347 | | ug/kg | 3.93 | 1.96 | 20 |
| Octachlorobiphenyls | 70.7 | | ug/kg | 3.93 | 1.96 | 20 |
| Nonachlorobiphenyls | 18.8 | | ug/kg | 3.93 | 1.96 | 20 |
| Decachlorobiphenyl | 5.43 | | ug/kg | 3.93 | 1.96 | 20 |
| Total PCB | 23100 | | ug/kg | 3.93 | NA | 20 |

| Surrogate | % Recovery | Qualifier | Acceptance Criteria |
|---|---|---|---|
| Cl3-BZ#19-C13 (surr) | 64 | | 50-125 |
| Cl8-BZ#202-C13 (surr) | 72 | | 50-125 |

**Project Name:** NEW BEDFORD HARBOR-LTM
**Project Number:** 60597627
**Lab Number:** L2039823
**Report Date:** 10/13/20

## SAMPLE RESULTS

Lab ID: L2039823-06 D
Client ID: S-115-20FSP20-01
Sample Location: NEW BEDFORD, MA

Date Collected: 09/21/20 13:15
Date Received: 09/22/20
Field Prep: Not Specified

Sample Depth:
Matrix: Sediment
Analytical Method: 105,8270D-SIM/680(M)
Analytical Date: 10/07/20 03:25
Analyst: SV
Percent Solids: 95%

Extraction Method: EPA 3570
Extraction Date: 09/30/20 16:39
Cleanup Method: EPA 3630
Cleanup Date: 10/02/20

| Parameter | Result | Qualifier | Units | RL | MDL | Dilution Factor |
|---|---|---|---|---|---|---|
| PCB Congeners/Homologs - Mansfield Lab | | | | | | |
| Cl1-BZ#1-Cal/RTW | 23.4 | J | ug/kg | 41.7 | 20.8 | 200 |
| Cl1-BZ#2 | ND | | ug/kg | 41.7 | 20.8 | 200 |
| Cl1-BZ#3 | 33.0 | J | ug/kg | 41.7 | 20.8 | 200 |
| Cl2-BZ#4/#10 | 676 | | ug/kg | 83.4 | 41.7 | 200 |
| Cl2-BZ#9 | 107 | | ug/kg | 41.7 | 20.8 | 200 |
| Cl2-BZ#7 | 50.6 | | ug/kg | 41.7 | 20.8 | 200 |
| Cl2-BZ#6 | 2170 | | ug/kg | 41.7 | 20.8 | 200 |
| Cl2-BZ#5 | ND | | ug/kg | 41.7 | 20.8 | 200 |
| Cl2-BZ#8 | 1980 | | ug/kg | 41.7 | 20.8 | 200 |
| Cl3-BZ#19 | 687 | | ug/kg | 41.7 | 20.8 | 200 |
| Cl2-BZ#14 | ND | | ug/kg | 41.7 | 20.8 | 200 |
| Cl3-BZ#30 | ND | | ug/kg | 41.7 | 20.8 | 200 |
| Cl3-BZ#18 | 6140 | | ug/kg | 41.7 | 20.8 | 200 |
| Cl2-BZ#11 | 254 | | ug/kg | 41.7 | 20.8 | 200 |
| Cl3-BZ#17 | 2850 | | ug/kg | 41.7 | 20.8 | 200 |
| Cl2-BZ#12 | ND | | ug/kg | 41.7 | 20.8 | 200 |
| Cl3-BZ#27 | 2520 | | ug/kg | 41.7 | 20.8 | 200 |
| Cl2-BZ#13 | 1030 | | ug/kg | 83.4 | 41.7 | 200 |
| Cl3-BZ#24 | ND | | ug/kg | 41.7 | 20.8 | 200 |
| Cl3-BZ#16 | 121 | | ug/kg | 41.7 | 20.8 | 200 |
| Cl3-BZ#32 | 2580 | | ug/kg | 41.7 | 20.8 | 200 |
| Cl2-BZ#15 | 740 | | ug/kg | 41.7 | 20.8 | 200 |
| Cl3-BZ#34 | 104 | | ug/kg | 41.7 | 20.8 | 200 |
| Cl3-BZ#23 | ND | | ug/kg | 41.7 | 20.8 | 200 |
| Cl4-BZ#54 | 124 | | ug/kg | 41.7 | 20.8 | 200 |
| Cl3-BZ#29-Cal | ND | | ug/kg | 41.7 | 20.8 | 200 |
| Cl4-BZ#50-Cal | 41.1 | J | ug/kg | 41.7 | 20.8 | 200 |
| Cl3-BZ#26 | 8750 | | ug/kg | 41.7 | 20.8 | 200 |

**Project Name:** NEW BEDFORD HARBOR-LTM **Lab Number:** L2039823

**Project Number:** 60597627 **Report Date:** 10/13/20

## SAMPLE RESULTS

Lab ID: L2039823-06 D Date Collected: 09/21/20 13:15

Client ID: S-115-20FSP20-01 Date Received: 09/22/20

Sample Location: NEW BEDFORD, MA Field Prep: Not Specified

Sample Depth:

| Parameter | Result | Qualifier | Units | RL | MDL | Dilution Factor |
|---|---|---|---|---|---|---|
| PCB Congeners/Homologs - Mansfield Lab | | | | | | |
| Cl3-BZ#25 | 4840 | | ug/kg | 41.7 | 20.8 | 200 |
| Cl4-BZ#53 | 4070 | | ug/kg | 41.7 | 20.8 | 200 |
| Cl3-BZ#-31 | 7790 | | ug/kg | 41.7 | 20.8 | 200 |
| Cl3-BZ#28 | 6140 | | ug/kg | 41.7 | 20.8 | 200 |
| Cl3-BZ#33 | 37.3 | J | ug/kg | 41.7 | 20.8 | 200 |
| Cl4-BZ#51 | 1630 | | ug/kg | 41.7 | 20.8 | 200 |
| Cl3-BZ#21/#20 | 198 | | ug/kg | 83.4 | 41.7 | 200 |
| Cl4-BZ#45 | 180 | | ug/kg | 41.7 | 20.8 | 200 |
| Cl3-BZ#22 | 372 | | ug/kg | 41.7 | 20.8 | 200 |
| Cl4-BZ#73/#46 | 689 | | ug/kg | 83.4 | 41.7 | 200 |
| Cl4-BZ#69 | 146 | | ug/kg | 41.7 | 20.8 | 200 |
| Cl4-BZ#43 | 41.7 | | ug/kg | 41.7 | 20.8 | 200 |
| Cl3-BZ#36 | 24.9 | J | ug/kg | 41.7 | 20.8 | 200 |
| Cl4-BZ#52 | 13500 | | ug/kg | 41.7 | 20.8 | 200 |
| Cl4-BZ#48 | 84.8 | | ug/kg | 41.7 | 20.8 | 200 |
| Cl4-BZ#49 | 13400 | | ug/kg | 41.7 | 20.8 | 200 |
| Cl5-BZ#104 | 25.5 | J | ug/kg | 41.7 | 20.8 | 200 |
| Cl4-BZ#47 | 3960 | | ug/kg | 41.7 | 20.8 | 200 |
| Cl4-BZ#65/#75/#62 | 249 | | ug/kg | 125 | 62.6 | 200 |
| Cl3-BZ#39 | 34.8 | J | ug/kg | 41.7 | 20.8 | 200 |
| Cl3-BZ#38 | ND | | ug/kg | 41.7 | 20.8 | 200 |
| Cl4-BZ#44 | 2150 | | ug/kg | 41.7 | 20.8 | 200 |
| Cl4-BZ#59 | 165 | | ug/kg | 41.7 | 20.8 | 200 |
| Cl4-BZ#42 | 1060 | | ug/kg | 41.7 | 20.8 | 200 |
| Cl4-BZ#71 | 1700 | | ug/kg | 41.7 | 20.8 | 200 |
| Cl3-BZ#35 | ND | | ug/kg | 41.7 | 20.8 | 200 |
| Cl4-BZ#41 | ND | | ug/kg | 41.7 | 20.8 | 200 |
| Cl4-BZ#72 | 384 | | ug/kg | 41.7 | 20.8 | 200 |
| Cl5-BZ#96 | 134 | | ug/kg | 41.7 | 20.8 | 200 |
| Cl5-BZ#103 | 293 | | ug/kg | 41.7 | 20.8 | 200 |
| Cl4-BZ#68/#64 | 1280 | | ug/kg | 83.4 | 41.7 | 200 |
| Cl4-BZ#40 | 67.9 | | ug/kg | 41.7 | 20.8 | 200 |
| Cl3-BZ#37 | 153 | | ug/kg | 41.7 | 20.8 | 200 |
| Cl5-BZ#100 | 270 | | ug/kg | 41.7 | 20.8 | 200 |
| Cl5-BZ#94 | 131 | | ug/kg | 41.7 | 20.8 | 200 |
| Cl4-BZ#57 | 112 | | ug/kg | 41.7 | 20.8 | 200 |
| Cl4-BZ#67/#58 | 209 | | ug/kg | 83.4 | 41.7 | 200 |

**Project Name:** NEW BEDFORD HARBOR-LTM **Lab Number:** L2039823

**Project Number:** 60597627 **Report Date:** 10/13/20

## SAMPLE RESULTS

Lab ID: L2039823-06 D Date Collected: 09/21/20 13:15

Client ID: S-115-20FSP20-01 Date Received: 09/22/20

Sample Location: NEW BEDFORD, MA Field Prep: Not Specified

Sample Depth:

| Parameter | Result | Qualifier | Units | RL | MDL | Dilution Factor |
|---|---|---|---|---|---|---|
| PCB Congeners/Homologs - Mansfield Lab | | | | | | |
| Cl5-BZ#102 | 621 | | ug/kg | 41.7 | 20.8 | 200 |
| Cl4-BZ#61 | ND | | ug/kg | 41.7 | 20.8 | 200 |
| Cl5-BZ#98 | 86.9 | | ug/kg | 41.7 | 20.8 | 200 |
| Cl4-BZ#76 | ND | | ug/kg | 41.7 | 20.8 | 200 |
| Cl5-BZ#93 | ND | | ug/kg | 41.7 | 20.8 | 200 |
| Cl4-BZ#63 | 71.2 | | ug/kg | 41.7 | 20.8 | 200 |
| Cl5-BZ#121/#95/#88 | 1690 | | ug/kg | 125 | 62.6 | 200 |
| Cl4-BZ#74 | 378 | | ug/kg | 41.7 | 20.8 | 200 |
| Cl6-BZ#155 | ND | | ug/kg | 41.7 | 20.8 | 200 |
| Cl4-BZ#70 | 233 | | ug/kg | 41.7 | 20.8 | 200 |
| Cl5-BZ#91 | 1840 | | ug/kg | 41.7 | 20.8 | 200 |
| Cl4-BZ#66 | 446 | | ug/kg | 41.7 | 20.8 | 200 |
| Cl4-BZ#80 | ND | | ug/kg | 41.7 | 20.8 | 200 |
| Cl4-BZ#55 | ND | | ug/kg | 41.7 | 20.8 | 200 |
| Cl5-BZ#92 | 767 | | ug/kg | 41.7 | 20.8 | 200 |
| Cl5-BZ#89/#84 | 784 | | ug/kg | 83.4 | 41.7 | 200 |
| Cl5-BZ#101/#90 | 1620 | | ug/kg | 83.4 | 41.7 | 200 |
| Cl4-BZ#56 | 92.4 | | ug/kg | 41.7 | 20.8 | 200 |
| Cl5-BZ#113 | 44.8 | | ug/kg | 41.7 | 20.8 | 200 |
| Cl5-BZ#99 | 1930 | | ug/kg | 41.7 | 20.8 | 200 |
| Cl6-BZ#150 | 52.5 | | ug/kg | 41.7 | 20.8 | 200 |
| Cl4-BZ#60 | 27.7 | J | ug/kg | 41.7 | 20.8 | 200 |
| Cl6-BZ#152 | ND | | ug/kg | 41.7 | 20.8 | 200 |
| Cl5-BZ#119 | 670 | | ug/kg | 41.7 | 20.8 | 200 |
| Cl5-BZ#83/#125/#112 | 99.5 | J | ug/kg | 125 | 62.6 | 200 |
| Cl5-BZ#86/#109 | ND | | ug/kg | 83.4 | 41.7 | 200 |
| Cl6-BZ#145 | ND | | ug/kg | 41.7 | 20.8 | 200 |
| Cl5-BZ#97 | 350 | | ug/kg | 41.7 | 20.8 | 200 |
| Cl6-BZ#148 | ND | | ug/kg | 41.7 | 20.8 | 200 |
| Cl4-BZ#79 | ND | | ug/kg | 41.7 | 20.8 | 200 |
| Cl5-BZ#116 | ND | | ug/kg | 41.7 | 20.8 | 200 |
| Cl6-BZ#154-Cal | 243 | | ug/kg | 41.7 | 20.8 | 200 |
| Cl4-BZ#78 | ND | | ug/kg | 41.7 | 20.8 | 200 |
| Cl5-BZ#87/#111 | 75.7 | J | ug/kg | 83.4 | 41.7 | 200 |
| Cl6-BZ#136 | 378 | | ug/kg | 41.7 | 20.8 | 200 |
| Cl5-BZ#117 | 141 | | ug/kg | 41.7 | 20.8 | 200 |
| Cl5-BZ#115 | ND | | ug/kg | 41.7 | 20.8 | 200 |

**Project Name:** NEW BEDFORD HARBOR-LTM **Lab Number:** L2039823

**Project Number:** 60597627 **Report Date:** 10/13/20

## SAMPLE RESULTS

Lab ID: L2039823-06 D
Client ID: S-115-20FSP20-01
Sample Location: NEW BEDFORD, MA

Date Collected: 09/21/20 13:15
Date Received: 09/22/20
Field Prep: Not Specified

Sample Depth:

| Parameter | Result | Qualifier | Units | RL | MDL | Dilution Factor |
|---|---|---|---|---|---|---|
| PCB Congeners/Homologs - Mansfield Lab | | | | | | |
| Cl5-BZ#85 | 56.1 | | ug/kg | 41.7 | 20.8 | 200 |
| Cl5-BZ#120 | 38.2 | J | ug/kg | 41.7 | 20.8 | 200 |
| Cl5-BZ#110 | 1850 | | ug/kg | 41.7 | 20.8 | 200 |
| Cl4-BZ#81 | ND | | ug/kg | 41.7 | 20.8 | 200 |
| Cl6-BZ#151 | 332 | | ug/kg | 41.7 | 20.8 | 200 |
| Cl6-BZ#135 | 237 | | ug/kg | 41.7 | 20.8 | 200 |
| Cl5-BZ#82 | ND | | ug/kg | 41.7 | 20.8 | 200 |
| Cl6-BZ#144 | ND | | ug/kg | 41.7 | 20.8 | 200 |
| Cl6-BZ#147/#149 | 2360 | | ug/kg | 83.4 | 41.7 | 200 |
| Cl4-BZ#77 | 21.6 | J | ug/kg | 41.7 | 20.8 | 200 |
| Cl6-BZ#143/#139 | ND | | ug/kg | 83.4 | 41.7 | 200 |
| Cl5-BZ#124 | 36.3 | J | ug/kg | 41.7 | 20.8 | 200 |
| Cl6-BZ#140 | ND | | ug/kg | 41.7 | 20.8 | 200 |
| Cl5-BZ#108 | ND | | ug/kg | 41.7 | 20.8 | 200 |
| Cl5-BZ#107/#123 | 89.2 | | ug/kg | 83.4 | 41.7 | 200 |
| Cl7-BZ#188-Cal/RTW | ND | | ug/kg | 41.7 | 20.8 | 200 |
| Cl6-BZ#134 | 132 | | ug/kg | 41.7 | 20.8 | 200 |
| Cl5-BZ#106 | ND | | ug/kg | 41.7 | 20.8 | 200 |
| Cl6-BZ#133 | 55.1 | | ug/kg | 41.7 | 20.8 | 200 |
| Cl6-BZ#142 | ND | | ug/kg | 41.7 | 20.8 | 200 |
| Cl5-BZ#118 | 816 | | ug/kg | 41.7 | 20.8 | 200 |
| Cl6-BZ#131 | 21.8 | J | ug/kg | 41.7 | 20.8 | 200 |
| Cl7-BZ#184 | ND | | ug/kg | 41.7 | 20.8 | 200 |
| Cl6-BZ#165 | ND | | ug/kg | 41.7 | 20.8 | 200 |
| Cl6-BZ#146 | 264 | | ug/kg | 41.7 | 20.8 | 200 |
| Cl6-BZ#161 | ND | | ug/kg | 41.7 | 20.8 | 200 |
| Cl5-BZ#122 | ND | | ug/kg | 41.7 | 20.8 | 200 |
| Cl6-BZ#168 | ND | | ug/kg | 41.7 | 20.8 | 200 |
| Cl5-BZ#114 | ND | | ug/kg | 41.7 | 20.8 | 200 |
| Cl6-BZ#153 | 1620 | | ug/kg | 41.7 | 20.8 | 200 |
| Cl6-BZ#132 | 116 | | ug/kg | 41.7 | 20.8 | 200 |
| Cl7-BZ#179 | 90.8 | | ug/kg | 41.7 | 20.8 | 200 |
| Cl6-BZ#141 | 49.9 | | ug/kg | 41.7 | 20.8 | 200 |
| Cl7-BZ#176 | ND | | ug/kg | 41.7 | 20.8 | 200 |
| Cl5-BZ#105 | 62.5 | | ug/kg | 41.7 | 20.8 | 200 |
| Cl6-BZ#137 | 43.0 | | ug/kg | 41.7 | 20.8 | 200 |
| Cl5-BZ#127 | ND | | ug/kg | 41.7 | 20.8 | 200 |

**Project Name:** NEW BEDFORD HARBOR-LTM **Lab Number:** L2039823

**Project Number:** 60597627 **Report Date:** 10/13/20

## SAMPLE RESULTS

Lab ID: L2039823-06 D Date Collected: 09/21/20 13:15

Client ID: S-115-20FSP20-01 Date Received: 09/22/20

Sample Location: NEW BEDFORD, MA Field Prep: Not Specified

Sample Depth:

| Parameter | Result | Qualifier | Units | RL | MDL | Dilution Factor |
|---|---|---|---|---|---|---|
| PCB Congeners/Homologs - Mansfield Lab | | | | | | |
| Cl7-BZ#186 | ND | | ug/kg | 41.7 | 20.8 | 200 |
| Cl6-BZ#130/#164 | 140 | | ug/kg | 83.4 | 41.7 | 200 |
| Cl7-BZ#178 | 60.1 | | ug/kg | 41.7 | 20.8 | 200 |
| Cl6-BZ#138 | 257 | | ug/kg | 41.7 | 20.8 | 200 |
| Cl6-BZ#163/#160 | 634 | | ug/kg | 83.4 | 41.7 | 200 |
| Cl6-BZ#129/#158 | 147 | | ug/kg | 83.4 | 41.7 | 200 |
| Cl7-BZ#182/#175 | ND | | ug/kg | 83.4 | 41.7 | 200 |
| Cl7-BZ#187 | 319 | | ug/kg | 41.7 | 20.8 | 200 |
| Cl7-BZ#183 | 102 | | ug/kg | 41.7 | 20.8 | 200 |
| Cl6-BZ#166 | ND | | ug/kg | 41.7 | 20.8 | 200 |
| Cl6-BZ#159 | ND | | ug/kg | 41.7 | 20.8 | 200 |
| Cl5-BZ#126 | ND | | ug/kg | 41.7 | 20.8 | 200 |
| Cl7-BZ#185 | ND | | ug/kg | 41.7 | 20.8 | 200 |
| Cl6-BZ#162 | ND | | ug/kg | 41.7 | 20.8 | 200 |
| Cl7-BZ#174 | 65.3 | | ug/kg | 41.7 | 20.8 | 200 |
| Cl6-BZ#128 | 92.9 | | ug/kg | 41.7 | 20.8 | 200 |
| Cl8-BZ#202 | 27.5 | J | ug/kg | 41.7 | 20.8 | 200 |
| Cl6-BZ#167 | 84.2 | | ug/kg | 41.7 | 20.8 | 200 |
| Cl7-BZ#181 | ND | | ug/kg | 41.7 | 20.8 | 200 |
| Cl7-BZ#177 | 53.2 | | ug/kg | 41.7 | 20.8 | 200 |
| Cl8-BZ#204/#200-CAL | ND | | ug/kg | 83.4 | 41.7 | 200 |
| Cl7-BZ#171 | 38.8 | J | ug/kg | 41.7 | 20.8 | 200 |
| Cl7-BZ#173 | ND | | ug/kg | 41.7 | 20.8 | 200 |
| Cl8-BZ#197 | ND | | ug/kg | 41.7 | 20.8 | 200 |
| Cl7-BZ#172 | 28.8 | J | ug/kg | 41.7 | 20.8 | 200 |
| Cl7-BZ#192 | ND | | ug/kg | 41.7 | 20.8 | 200 |
| Cl6-BZ#156 | 74.8 | | ug/kg | 41.7 | 20.8 | 200 |
| Cl6-BZ#157 | 28.4 | J | ug/kg | 41.7 | 20.8 | 200 |
| Cl7-BZ#180 | 214 | | ug/kg | 41.7 | 20.8 | 200 |
| Cl7-BZ#193 | 25.8 | J | ug/kg | 41.7 | 20.8 | 200 |
| Cl8-BZ#199 | ND | | ug/kg | 41.7 | 20.8 | 200 |
| Cl7-BZ#191 | ND | | ug/kg | 41.7 | 20.8 | 200 |
| Cl8-BZ#198 | ND | | ug/kg | 41.7 | 20.8 | 200 |
| Cl8-BZ#201 | 57.2 | | ug/kg | 41.7 | 20.8 | 200 |
| Cl7-BZ#170 | 144 | | ug/kg | 41.7 | 20.8 | 200 |
| Cl7-BZ#190 | 35.9 | J | ug/kg | 41.7 | 20.8 | 200 |
| Cl8-BZ#196 | 34.7 | J | ug/kg | 41.7 | 20.8 | 200 |

**Project Name:** NEW BEDFORD HARBOR-LTM **Lab Number:** L2039823

**Project Number:** 60597627 **Report Date:** 10/13/20

## SAMPLE RESULTS

Lab ID: L2039823-06 D
Client ID: S-115-20FSP20-01
Sample Location: NEW BEDFORD, MA

Date Collected: 09/21/20 13:15
Date Received: 09/22/20
Field Prep: Not Specified

Sample Depth:

| Parameter | Result | Qualifier | Units | RL | MDL | Dilution Factor |
|---|---|---|---|---|---|---|
| PCB Congeners/Homologs - Mansfield Lab | | | | | | |
| Cl8-BZ#203 | 40.5 | J | ug/kg | 41.7 | 20.8 | 200 |
| Cl6-BZ#169 | ND | | ug/kg | 41.7 | 20.8 | 200 |
| Cl9-BZ#208 | ND | | ug/kg | 41.7 | 20.8 | 200 |
| Cl9-BZ#207 | ND | | ug/kg | 41.7 | 20.8 | 200 |
| Cl7-BZ#189 | ND | | ug/kg | 41.7 | 20.8 | 200 |
| Cl8-BZ#195 | ND | | ug/kg | 41.7 | 20.8 | 200 |
| Cl8-BZ#194 | 64.2 | | ug/kg | 41.7 | 20.8 | 200 |
| Cl8-BZ#205 | ND | | ug/kg | 41.7 | 20.8 | 200 |
| Cl9-BZ#206-Cal/RTW | 45.1 | | ug/kg | 41.7 | 20.8 | 200 |
| Cl10-BZ#209-Cal/RTW | ND | | ug/kg | 41.7 | 20.8 | 200 |
| Monochlorobiphenyls | 56.4 | | ug/kg | 41.7 | 20.8 | 200 |
| Dichlorobiphenyls | 7010 | | ug/kg | 41.7 | 20.8 | 200 |
| Trichlorobiphenyls | 43300 | | ug/kg | 41.7 | 20.8 | 200 |
| Tetrachlorobiphenyls | 46500 | | ug/kg | 41.7 | 20.8 | 200 |
| Pentachlorobiphenyls | 14500 | | ug/kg | 41.7 | 20.8 | 200 |
| Hexachlorobiphenyls | 7360 | | ug/kg | 41.7 | 20.8 | 200 |
| Heptachlorobiphenyls | 1180 | | ug/kg | 41.7 | 20.8 | 200 |
| Octachlorobiphenyls | 224 | | ug/kg | 41.7 | 20.8 | 200 |
| Nonachlorobiphenyls | 45.1 | | ug/kg | 41.7 | 20.8 | 200 |
| Decachlorobiphenyl | ND | | ug/kg | 41.7 | 20.8 | 200 |
| Total PCB | 120000 | | ug/kg | 41.7 | NA | 200 |

| Surrogate | % Recovery | Qualifier | Acceptance Criteria |
|---|---|---|---|
| Cl3-BZ#19-C13 (surr) | **0** | Q | 50-125 |
| Cl8-BZ#202-C13 (surr) | **0** | Q | 50-125 |

**Project Name:** NEW BEDFORD HARBOR-LTM **Lab Number:** L2039823

**Project Number:** 60597627 **Report Date:** 10/13/20

## SAMPLE RESULTS

Lab ID: L2039823-07 D
Client ID: S-117-20FSP20-01
Sample Location: NEW BEDFORD, MA

Date Collected: 09/21/20 14:03
Date Received: 09/22/20
Field Prep: Not Specified

Sample Depth:
Matrix: Sediment
Analytical Method: 105,8270D-SIM/680(M)
Analytical Date: 10/07/20 04:46
Analyst: SV
Percent Solids: 95%

Extraction Method: EPA 3570
Extraction Date: 09/30/20 16:39
Cleanup Method: EPA 3630
Cleanup Date: 10/02/20

| Parameter | Result | Qualifier | Units | RL | MDL | Dilution Factor |
|---|---|---|---|---|---|---|
| PCB Congeners/Homologs - Mansfield Lab | | | | | | |
| Cl1-BZ#1-Cal/RTW | 55.1 | | ug/kg | 41.1 | 20.5 | 200 |
| Cl1-BZ#2 | 23.0 | J | ug/kg | 41.1 | 20.5 | 200 |
| Cl1-BZ#3 | 73.2 | | ug/kg | 41.1 | 20.5 | 200 |
| Cl2-BZ#4/#10 | 1700 | | ug/kg | 82.1 | 41.1 | 200 |
| Cl2-BZ#9 | 253 | | ug/kg | 41.1 | 20.5 | 200 |
| Cl2-BZ#7 | 127 | | ug/kg | 41.1 | 20.5 | 200 |
| Cl2-BZ#6 | 3970 | | ug/kg | 41.1 | 20.5 | 200 |
| Cl2-BZ#5 | ND | | ug/kg | 41.1 | 20.5 | 200 |
| Cl2-BZ#8 | 4150 | | ug/kg | 41.1 | 20.5 | 200 |
| Cl3-BZ#19 | 1620 | | ug/kg | 41.1 | 20.5 | 200 |
| Cl2-BZ#14 | ND | | ug/kg | 41.1 | 20.5 | 200 |
| Cl3-BZ#30 | ND | | ug/kg | 41.1 | 20.5 | 200 |
| Cl3-BZ#18 | 12200 | | ug/kg | 41.1 | 20.5 | 200 |
| Cl2-BZ#11 | 375 | | ug/kg | 41.1 | 20.5 | 200 |
| Cl3-BZ#17 | 5630 | | ug/kg | 41.1 | 20.5 | 200 |
| Cl2-BZ#12 | ND | | ug/kg | 41.1 | 20.5 | 200 |
| Cl3-BZ#27 | 1800 | | ug/kg | 41.1 | 20.5 | 200 |
| Cl2-BZ#13 | 1790 | | ug/kg | 82.1 | 41.1 | 200 |
| Cl3-BZ#24 | ND | | ug/kg | 41.1 | 20.5 | 200 |
| Cl3-BZ#16 | 88.4 | | ug/kg | 41.1 | 20.5 | 200 |
| Cl3-BZ#32 | 4680 | | ug/kg | 41.1 | 20.5 | 200 |
| Cl2-BZ#15 | 3590 | | ug/kg | 41.1 | 20.5 | 200 |
| Cl3-BZ#34 | 162 | | ug/kg | 41.1 | 20.5 | 200 |
| Cl3-BZ#23 | ND | | ug/kg | 41.1 | 20.5 | 200 |
| Cl4-BZ#54 | 153 | | ug/kg | 41.1 | 20.5 | 200 |
| Cl3-BZ#29-Cal | ND | | ug/kg | 41.1 | 20.5 | 200 |
| Cl4-BZ#50-Cal | 67.1 | | ug/kg | 41.1 | 20.5 | 200 |
| Cl3-BZ#26 | 11600 | | ug/kg | 41.1 | 20.5 | 200 |

**Project Name:** NEW BEDFORD HARBOR-LTM **Lab Number:** L2039823

**Project Number:** 60597627 **Report Date:** 10/13/20

## SAMPLE RESULTS

Lab ID: L2039823-07 D Date Collected: 09/21/20 14:03

Client ID: S-117-20FSP20-01 Date Received: 09/22/20

Sample Location: NEW BEDFORD, MA Field Prep: Not Specified

Sample Depth:

| Parameter | Result | Qualifier | Units | RL | MDL | Dilution Factor |
|---|---|---|---|---|---|---|
| PCB Congeners/Homologs - Mansfield Lab | | | | | | |
| Cl3-BZ#25 | 6950 | | ug/kg | 41.1 | 20.5 | 200 |
| Cl4-BZ#53 | 4790 | | ug/kg | 41.1 | 20.5 | 200 |
| Cl3-BZ#-31 | 13500 | | ug/kg | 41.1 | 20.5 | 200 |
| Cl3-BZ#28 | 8670 | | ug/kg | 41.1 | 20.5 | 200 |
| Cl3-BZ#33 | 151 | | ug/kg | 41.1 | 20.5 | 200 |
| Cl4-BZ#51 | 2080 | | ug/kg | 41.1 | 20.5 | 200 |
| Cl3-BZ#21/#20 | 135 | | ug/kg | 82.1 | 41.1 | 200 |
| Cl4-BZ#45 | 126 | | ug/kg | 41.1 | 20.5 | 200 |
| Cl3-BZ#22 | 198 | | ug/kg | 41.1 | 20.5 | 200 |
| Cl4-BZ#73/#46 | 562 | | ug/kg | 82.1 | 41.1 | 200 |
| Cl4-BZ#69 | 87.6 | | ug/kg | 41.1 | 20.5 | 200 |
| Cl4-BZ#43 | ND | | ug/kg | 41.1 | 20.5 | 200 |
| Cl3-BZ#36 | ND | | ug/kg | 41.1 | 20.5 | 200 |
| Cl4-BZ#52 | 15600 | | ug/kg | 41.1 | 20.5 | 200 |
| Cl4-BZ#48 | 301 | | ug/kg | 41.1 | 20.5 | 200 |
| Cl4-BZ#49 | 15200 | | ug/kg | 41.1 | 20.5 | 200 |
| Cl5-BZ#104 | 24.3 | J | ug/kg | 41.1 | 20.5 | 200 |
| Cl4-BZ#47 | 4270 | | ug/kg | 41.1 | 20.5 | 200 |
| Cl4-BZ#65/#75/#62 | 292 | | ug/kg | 123 | 61.6 | 200 |
| Cl3-BZ#39 | 40.6 | J | ug/kg | 41.1 | 20.5 | 200 |
| Cl3-BZ#38 | ND | | ug/kg | 41.1 | 20.5 | 200 |
| Cl4-BZ#44 | 1300 | | ug/kg | 41.1 | 20.5 | 200 |
| Cl4-BZ#59 | 98.6 | | ug/kg | 41.1 | 20.5 | 200 |
| Cl4-BZ#42 | 552 | | ug/kg | 41.1 | 20.5 | 200 |
| Cl4-BZ#71 | 4730 | | ug/kg | 41.1 | 20.5 | 200 |
| Cl3-BZ#35 | ND | | ug/kg | 41.1 | 20.5 | 200 |
| Cl4-BZ#41 | ND | | ug/kg | 41.1 | 20.5 | 200 |
| Cl4-BZ#72 | 406 | | ug/kg | 41.1 | 20.5 | 200 |
| Cl5-BZ#96 | 103 | | ug/kg | 41.1 | 20.5 | 200 |
| Cl5-BZ#103 | 275 | | ug/kg | 41.1 | 20.5 | 200 |
| Cl4-BZ#68/#64 | 764 | | ug/kg | 82.1 | 41.1 | 200 |
| Cl4-BZ#40 | 55.9 | | ug/kg | 41.1 | 20.5 | 200 |
| Cl3-BZ#37 | 170 | | ug/kg | 41.1 | 20.5 | 200 |
| Cl5-BZ#100 | 220 | | ug/kg | 41.1 | 20.5 | 200 |
| Cl5-BZ#94 | 25.4 | J | ug/kg | 41.1 | 20.5 | 200 |
| Cl4-BZ#57 | 34.5 | J | ug/kg | 41.1 | 20.5 | 200 |
| Cl4-BZ#67/#58 | 175 | | ug/kg | 82.1 | 41.1 | 200 |

**Project Name:** NEW BEDFORD HARBOR-LTM **Lab Number:** L2039823

**Project Number:** 60597627 **Report Date:** 10/13/20

## SAMPLE RESULTS

Lab ID: L2039823-07 D
Client ID: S-117-20FSP20-01
Sample Location: NEW BEDFORD, MA

Date Collected: 09/21/20 14:03
Date Received: 09/22/20
Field Prep: Not Specified

Sample Depth:

| Parameter | Result | Qualifier | Units | RL | MDL | Dilution Factor |
|---|---|---|---|---|---|---|
| PCB Congeners/Homologs - Mansfield Lab | | | | | | |
| Cl5-BZ#102 | 1330 | | ug/kg | 41.1 | 20.5 | 200 |
| Cl4-BZ#61 | ND | | ug/kg | 41.1 | 20.5 | 200 |
| Cl5-BZ#98 | 54.9 | | ug/kg | 41.1 | 20.5 | 200 |
| Cl4-BZ#76 | ND | | ug/kg | 41.1 | 20.5 | 200 |
| Cl5-BZ#93 | ND | | ug/kg | 41.1 | 20.5 | 200 |
| Cl4-BZ#63 | 42.8 | | ug/kg | 41.1 | 20.5 | 200 |
| Cl5-BZ#121/#95/#88 | 1610 | | ug/kg | 123 | 61.6 | 200 |
| Cl4-BZ#74 | 385 | | ug/kg | 41.1 | 20.5 | 200 |
| Cl6-BZ#155 | ND | | ug/kg | 41.1 | 20.5 | 200 |
| Cl4-BZ#70 | 314 | | ug/kg | 41.1 | 20.5 | 200 |
| Cl5-BZ#91 | 1020 | | ug/kg | 41.1 | 20.5 | 200 |
| Cl4-BZ#66 | 433 | | ug/kg | 41.1 | 20.5 | 200 |
| Cl4-BZ#80 | ND | | ug/kg | 41.1 | 20.5 | 200 |
| Cl4-BZ#55 | ND | | ug/kg | 41.1 | 20.5 | 200 |
| Cl5-BZ#92 | 405 | | ug/kg | 41.1 | 20.5 | 200 |
| Cl5-BZ#89/#84 | 599 | | ug/kg | 82.1 | 41.1 | 200 |
| Cl5-BZ#101/#90 | 2670 | | ug/kg | 82.1 | 41.1 | 200 |
| Cl4-BZ#56 | 134 | | ug/kg | 41.1 | 20.5 | 200 |
| Cl5-BZ#113 | 51.1 | | ug/kg | 41.1 | 20.5 | 200 |
| Cl5-BZ#99 | 1990 | | ug/kg | 41.1 | 20.5 | 200 |
| Cl6-BZ#150 | 49.4 | | ug/kg | 41.1 | 20.5 | 200 |
| Cl4-BZ#60 | 31.2 | J | ug/kg | 41.1 | 20.5 | 200 |
| Cl6-BZ#152 | ND | | ug/kg | 41.1 | 20.5 | 200 |
| Cl5-BZ#119 | 613 | | ug/kg | 41.1 | 20.5 | 200 |
| Cl5-BZ#83/#125/#112 | 80.3 | J | ug/kg | 123 | 61.6 | 200 |
| Cl5-BZ#86/#109 | ND | | ug/kg | 82.1 | 41.1 | 200 |
| Cl6-BZ#145 | ND | | ug/kg | 41.1 | 20.5 | 200 |
| Cl5-BZ#97 | 552 | | ug/kg | 41.1 | 20.5 | 200 |
| Cl6-BZ#148 | ND | | ug/kg | 41.1 | 20.5 | 200 |
| Cl4-BZ#79 | ND | | ug/kg | 41.1 | 20.5 | 200 |
| Cl5-BZ#116 | ND | | ug/kg | 41.1 | 20.5 | 200 |
| Cl6-BZ#154-Cal | 237 | | ug/kg | 41.1 | 20.5 | 200 |
| Cl4-BZ#78 | ND | | ug/kg | 41.1 | 20.5 | 200 |
| Cl5-BZ#87/#111 | 41.8 | J | ug/kg | 82.1 | 41.1 | 200 |
| Cl6-BZ#136 | 411 | | ug/kg | 41.1 | 20.5 | 200 |
| Cl5-BZ#117 | 63.8 | | ug/kg | 41.1 | 20.5 | 200 |
| Cl5-BZ#115 | ND | | ug/kg | 41.1 | 20.5 | 200 |

**Project Name:** NEW BEDFORD HARBOR-LTM **Lab Number:** L2039823

**Project Number:** 60597627 **Report Date:** 10/13/20

## SAMPLE RESULTS

Lab ID: L2039823-07 D
Client ID: S-117-20FSP20-01
Sample Location: NEW BEDFORD, MA

Date Collected: 09/21/20 14:03
Date Received: 09/22/20
Field Prep: Not Specified

Sample Depth:

| Parameter | Result | Qualifier | Units | RL | MDL | Dilution Factor |
|---|---|---|---|---|---|---|
| PCB Congeners/Homologs - Mansfield Lab | | | | | | |
| Cl5-BZ#85 | 43.5 | | ug/kg | 41.1 | 20.5 | 200 |
| Cl5-BZ#120 | 40.5 | J | ug/kg | 41.1 | 20.5 | 200 |
| Cl5-BZ#110 | 2080 | | ug/kg | 41.1 | 20.5 | 200 |
| Cl4-BZ#81 | ND | | ug/kg | 41.1 | 20.5 | 200 |
| Cl6-BZ#151 | 298 | | ug/kg | 41.1 | 20.5 | 200 |
| Cl6-BZ#135 | 265 | | ug/kg | 41.1 | 20.5 | 200 |
| Cl5-BZ#82 | ND | | ug/kg | 41.1 | 20.5 | 200 |
| Cl6-BZ#144 | 23.0 | J | ug/kg | 41.1 | 20.5 | 200 |
| Cl6-BZ#147/#149 | 2610 | | ug/kg | 82.1 | 41.1 | 200 |
| Cl4-BZ#77 | ND | | ug/kg | 41.1 | 20.5 | 200 |
| Cl6-BZ#143/#139 | 57.9 | J | ug/kg | 82.1 | 41.1 | 200 |
| Cl5-BZ#124 | 35.2 | J | ug/kg | 41.1 | 20.5 | 200 |
| Cl6-BZ#140 | ND | | ug/kg | 41.1 | 20.5 | 200 |
| Cl5-BZ#108 | ND | | ug/kg | 41.1 | 20.5 | 200 |
| Cl5-BZ#107/#123 | 99.1 | | ug/kg | 82.1 | 41.1 | 200 |
| Cl7-BZ#188-Cal/RTW | ND | | ug/kg | 41.1 | 20.5 | 200 |
| Cl6-BZ#134 | 127 | | ug/kg | 41.1 | 20.5 | 200 |
| Cl5-BZ#106 | ND | | ug/kg | 41.1 | 20.5 | 200 |
| Cl6-BZ#133 | 40.6 | J | ug/kg | 41.1 | 20.5 | 200 |
| Cl6-BZ#142 | ND | | ug/kg | 41.1 | 20.5 | 200 |
| Cl5-BZ#118 | 989 | | ug/kg | 41.1 | 20.5 | 200 |
| Cl6-BZ#131 | 36.5 | J | ug/kg | 41.1 | 20.5 | 200 |
| Cl7-BZ#184 | ND | | ug/kg | 41.1 | 20.5 | 200 |
| Cl6-BZ#165 | ND | | ug/kg | 41.1 | 20.5 | 200 |
| Cl6-BZ#146 | 289 | | ug/kg | 41.1 | 20.5 | 200 |
| Cl6-BZ#161 | ND | | ug/kg | 41.1 | 20.5 | 200 |
| Cl5-BZ#122 | ND | | ug/kg | 41.1 | 20.5 | 200 |
| Cl6-BZ#168 | ND | | ug/kg | 41.1 | 20.5 | 200 |
| Cl5-BZ#114 | 67.6 | | ug/kg | 41.1 | 20.5 | 200 |
| Cl6-BZ#153 | 1950 | | ug/kg | 41.1 | 20.5 | 200 |
| Cl6-BZ#132 | 53.1 | | ug/kg | 41.1 | 20.5 | 200 |
| Cl7-BZ#179 | 111 | | ug/kg | 41.1 | 20.5 | 200 |
| Cl6-BZ#141 | 32.8 | J | ug/kg | 41.1 | 20.5 | 200 |
| Cl7-BZ#176 | 21.7 | J | ug/kg | 41.1 | 20.5 | 200 |
| Cl5-BZ#105 | 46.6 | | ug/kg | 41.1 | 20.5 | 200 |
| Cl6-BZ#137 | 48.4 | | ug/kg | 41.1 | 20.5 | 200 |
| Cl5-BZ#127 | ND | | ug/kg | 41.1 | 20.5 | 200 |

**Project Name:** NEW BEDFORD HARBOR-LTM **Lab Number:** L2039823

**Project Number:** 60597627 **Report Date:** 10/13/20

## SAMPLE RESULTS

Lab ID: L2039823-07 D
Client ID: S-117-20FSP20-01
Sample Location: NEW BEDFORD, MA

Date Collected: 09/21/20 14:03
Date Received: 09/22/20
Field Prep: Not Specified

Sample Depth:

| Parameter | Result | Qualifier | Units | RL | MDL | Dilution Factor |
|---|---|---|---|---|---|---|
| PCB Congeners/Homologs - Mansfield Lab | | | | | | |
| Cl7-BZ#186 | ND | | ug/kg | 41.1 | 20.5 | 200 |
| Cl6-BZ#130/#164 | 135 | | ug/kg | 82.1 | 41.1 | 200 |
| Cl7-BZ#178 | 64.0 | | ug/kg | 41.1 | 20.5 | 200 |
| Cl6-BZ#138 | 163 | | ug/kg | 41.1 | 20.5 | 200 |
| Cl6-BZ#163/#160 | 580 | | ug/kg | 82.1 | 41.1 | 200 |
| Cl6-BZ#129/#158 | 144 | | ug/kg | 82.1 | 41.1 | 200 |
| Cl7-BZ#182/#175 | ND | | ug/kg | 82.1 | 41.1 | 200 |
| Cl7-BZ#187 | 335 | | ug/kg | 41.1 | 20.5 | 200 |
| Cl7-BZ#183 | 110 | | ug/kg | 41.1 | 20.5 | 200 |
| Cl6-BZ#166 | ND | | ug/kg | 41.1 | 20.5 | 200 |
| Cl6-BZ#159 | ND | | ug/kg | 41.1 | 20.5 | 200 |
| Cl5-BZ#126 | ND | | ug/kg | 41.1 | 20.5 | 200 |
| Cl7-BZ#185 | ND | | ug/kg | 41.1 | 20.5 | 200 |
| Cl6-BZ#162 | ND | | ug/kg | 41.1 | 20.5 | 200 |
| Cl7-BZ#174 | 53.4 | | ug/kg | 41.1 | 20.5 | 200 |
| Cl6-BZ#128 | 51.5 | | ug/kg | 41.1 | 20.5 | 200 |
| Cl8-BZ#202 | ND | | ug/kg | 41.1 | 20.5 | 200 |
| Cl6-BZ#167 | 86.9 | | ug/kg | 41.1 | 20.5 | 200 |
| Cl7-BZ#181 | ND | | ug/kg | 41.1 | 20.5 | 200 |
| Cl7-BZ#177 | 39.9 | J | ug/kg | 41.1 | 20.5 | 200 |
| Cl8-BZ#204/#200-CAL | ND | | ug/kg | 82.1 | 41.1 | 200 |
| Cl7-BZ#171 | 44.9 | | ug/kg | 41.1 | 20.5 | 200 |
| Cl7-BZ#173 | ND | | ug/kg | 41.1 | 20.5 | 200 |
| Cl8-BZ#197 | ND | | ug/kg | 41.1 | 20.5 | 200 |
| Cl7-BZ#172 | 35.8 | J | ug/kg | 41.1 | 20.5 | 200 |
| Cl7-BZ#192 | ND | | ug/kg | 41.1 | 20.5 | 200 |
| Cl6-BZ#156 | 77.8 | | ug/kg | 41.1 | 20.5 | 200 |
| Cl6-BZ#157 | ND | | ug/kg | 41.1 | 20.5 | 200 |
| Cl7-BZ#180 | 220 | | ug/kg | 41.1 | 20.5 | 200 |
| Cl7-BZ#193 | 27.9 | J | ug/kg | 41.1 | 20.5 | 200 |
| Cl8-BZ#199 | ND | | ug/kg | 41.1 | 20.5 | 200 |
| Cl7-BZ#191 | ND | | ug/kg | 41.1 | 20.5 | 200 |
| Cl8-BZ#198 | ND | | ug/kg | 41.1 | 20.5 | 200 |
| Cl8-BZ#201 | 60.7 | | ug/kg | 41.1 | 20.5 | 200 |
| Cl7-BZ#170 | 120 | | ug/kg | 41.1 | 20.5 | 200 |
| Cl7-BZ#190 | 49.9 | | ug/kg | 41.1 | 20.5 | 200 |
| Cl8-BZ#196 | 30.1 | J | ug/kg | 41.1 | 20.5 | 200 |

**Project Name:** NEW BEDFORD HARBOR-LTM **Lab Number:** L2039823

**Project Number:** 60597627 **Report Date:** 10/13/20

## SAMPLE RESULTS

Lab ID: L2039823-07 D Date Collected: 09/21/20 14:03

Client ID: S-117-20FSP20-01 Date Received: 09/22/20

Sample Location: NEW BEDFORD, MA Field Prep: Not Specified

Sample Depth:

| Parameter | Result | Qualifier | Units | RL | MDL | Dilution Factor |
|---|---|---|---|---|---|---|
| PCB Congeners/Homologs - Mansfield Lab | | | | | | |
| Cl8-BZ#203 | 54.3 | | ug/kg | 41.1 | 20.5 | 200 |
| Cl6-BZ#169 | ND | | ug/kg | 41.1 | 20.5 | 200 |
| Cl9-BZ#208 | 20.9 | J | ug/kg | 41.1 | 20.5 | 200 |
| Cl9-BZ#207 | ND | | ug/kg | 41.1 | 20.5 | 200 |
| Cl7-BZ#189 | ND | | ug/kg | 41.1 | 20.5 | 200 |
| Cl8-BZ#195 | ND | | ug/kg | 41.1 | 20.5 | 200 |
| Cl8-BZ#194 | 67.0 | | ug/kg | 41.1 | 20.5 | 200 |
| Cl8-BZ#205 | ND | | ug/kg | 41.1 | 20.5 | 200 |
| Cl9-BZ#206-Cal/RTW | 44.7 | | ug/kg | 41.1 | 20.5 | 200 |
| Cl10-BZ#209-Cal/RTW | ND | | ug/kg | 41.1 | 20.5 | 200 |
| Monochlorobiphenyls | 151 | | ug/kg | 41.1 | 20.5 | 200 |
| Dichlorobiphenyls | 16000 | | ug/kg | 41.1 | 20.5 | 200 |
| Trichlorobiphenyls | 67600 | | ug/kg | 41.1 | 20.5 | 200 |
| Tetrachlorobiphenyls | 53000 | | ug/kg | 41.1 | 20.5 | 200 |
| Pentachlorobiphenyls | 15100 | | ug/kg | 41.1 | 20.5 | 200 |
| Hexachlorobiphenyls | 7770 | | ug/kg | 41.1 | 20.5 | 200 |
| Heptachlorobiphenyls | 1230 | | ug/kg | 41.1 | 20.5 | 200 |
| Octachlorobiphenyls | 212 | | ug/kg | 41.1 | 20.5 | 200 |
| Nonachlorobiphenyls | 65.6 | | ug/kg | 41.1 | 20.5 | 200 |
| Decachlorobiphenyl | ND | | ug/kg | 41.1 | 20.5 | 200 |
| Total PCB | 161000 | | ug/kg | 41.1 | NA | 200 |

| Surrogate | % Recovery | Qualifier | Acceptance Criteria |
|---|---|---|---|
| Cl3-BZ#19-C13 (surr) | **0** | Q | 50-125 |
| Cl8-BZ#202-C13 (surr) | **0** | Q | 50-125 |

**Project Name:** NEW BEDFORD HARBOR-LTM
**Project Number:** 60597627
**Lab Number:** L2039823
**Report Date:** 10/13/20

## SAMPLE RESULTS

Lab ID: L2039823-08 D
Client ID: S-120-20FSP20-01
Sample Location: NEW BEDFORD, MA

Date Collected: 09/21/20 14:55
Date Received: 09/22/20
Field Prep: Not Specified

Sample Depth:
Matrix: Sediment
Analytical Method: 105,8270D-SIM/680(M)
Analytical Date: 10/07/20 06:06
Analyst: SV
Percent Solids: 94%

Extraction Method: EPA 3570
Extraction Date: 09/30/20 16:39
Cleanup Method: EPA 3630
Cleanup Date: 10/02/20

| Parameter | Result | Qualifier | Units | RL | MDL | Dilution Factor |
|---|---|---|---|---|---|---|
| PCB Congeners/Homologs - Mansfield Lab | | | | | | |
| Cl1-BZ#1-Cal/RTW | 13.2 | | ug/kg | 10.2 | 5.08 | 50 |
| Cl1-BZ#2 | 5.98 | J | ug/kg | 10.2 | 5.08 | 50 |
| Cl1-BZ#3 | 14.4 | | ug/kg | 10.2 | 5.08 | 50 |
| Cl2-BZ#4/#10 | 359 | | ug/kg | 20.3 | 10.2 | 50 |
| Cl2-BZ#9 | 53.2 | | ug/kg | 10.2 | 5.08 | 50 |
| Cl2-BZ#7 | 29.9 | | ug/kg | 10.2 | 5.08 | 50 |
| Cl2-BZ#6 | 1140 | | ug/kg | 10.2 | 5.08 | 50 |
| Cl2-BZ#5 | ND | | ug/kg | 10.2 | 5.08 | 50 |
| Cl2-BZ#8 | 1120 | | ug/kg | 10.2 | 5.08 | 50 |
| Cl3-BZ#19 | 353 | | ug/kg | 10.2 | 5.08 | 50 |
| Cl2-BZ#14 | ND | | ug/kg | 10.2 | 5.08 | 50 |
| Cl3-BZ#30 | ND | | ug/kg | 10.2 | 5.08 | 50 |
| Cl3-BZ#18 | 2990 | | ug/kg | 10.2 | 5.08 | 50 |
| Cl2-BZ#11 | 118 | | ug/kg | 10.2 | 5.08 | 50 |
| Cl3-BZ#17 | 1430 | | ug/kg | 10.2 | 5.08 | 50 |
| Cl2-BZ#12 | ND | | ug/kg | 10.2 | 5.08 | 50 |
| Cl3-BZ#27 | 760 | | ug/kg | 10.2 | 5.08 | 50 |
| Cl2-BZ#13 | 514 | | ug/kg | 20.3 | 10.2 | 50 |
| Cl3-BZ#24 | 6.45 | J | ug/kg | 10.2 | 5.08 | 50 |
| Cl3-BZ#16 | 48.1 | | ug/kg | 10.2 | 5.08 | 50 |
| Cl3-BZ#32 | 1180 | | ug/kg | 10.2 | 5.08 | 50 |
| Cl2-BZ#15 | 409 | | ug/kg | 10.2 | 5.08 | 50 |
| Cl3-BZ#34 | 48.5 | | ug/kg | 10.2 | 5.08 | 50 |
| Cl3-BZ#23 | ND | | ug/kg | 10.2 | 5.08 | 50 |
| Cl4-BZ#54 | 34.7 | | ug/kg | 10.2 | 5.08 | 50 |
| Cl3-BZ#29-Cal | ND | | ug/kg | 10.2 | 5.08 | 50 |
| Cl4-BZ#50-Cal | 24.1 | | ug/kg | 10.2 | 5.08 | 50 |
| Cl3-BZ#26 | 3870 | | ug/kg | 10.2 | 5.08 | 50 |

**Project Name:** NEW BEDFORD HARBOR-LTM **Lab Number:** L2039823

**Project Number:** 60597627 **Report Date:** 10/13/20

## SAMPLE RESULTS

Lab ID: L2039823-08 D Date Collected: 09/21/20 14:55

Client ID: S-120-20FSP20-01 Date Received: 09/22/20

Sample Location: NEW BEDFORD, MA Field Prep: Not Specified

Sample Depth:

| Parameter | Result | Qualifier | Units | RL | MDL | Dilution Factor |
|---|---|---|---|---|---|---|
| PCB Congeners/Homologs - Mansfield Lab | | | | | | |
| Cl3-BZ#25 | 2220 | | ug/kg | 10.2 | 5.08 | 50 |
| Cl4-BZ#53 | 1260 | | ug/kg | 10.2 | 5.08 | 50 |
| Cl3-BZ#-31 | 3930 | | ug/kg | 10.2 | 5.08 | 50 |
| Cl3-BZ#28 | 3400 | | ug/kg | 10.2 | 5.08 | 50 |
| Cl3-BZ#33 | ND | | ug/kg | 10.2 | 5.08 | 50 |
| Cl4-BZ#51 | 552 | | ug/kg | 10.2 | 5.08 | 50 |
| Cl3-BZ#21/#20 | 92.7 | | ug/kg | 20.3 | 10.2 | 50 |
| Cl4-BZ#45 | 108 | | ug/kg | 10.2 | 5.08 | 50 |
| Cl3-BZ#22 | 152 | | ug/kg | 10.2 | 5.08 | 50 |
| Cl4-BZ#73/#46 | 155 | | ug/kg | 20.3 | 10.2 | 50 |
| Cl4-BZ#69 | 63.6 | | ug/kg | 10.2 | 5.08 | 50 |
| Cl4-BZ#43 | 9.23 | J | ug/kg | 10.2 | 5.08 | 50 |
| Cl3-BZ#36 | 8.26 | J | ug/kg | 10.2 | 5.08 | 50 |
| Cl4-BZ#52 | 5490 | | ug/kg | 10.2 | 5.08 | 50 |
| Cl4-BZ#48 | 60.5 | | ug/kg | 10.2 | 5.08 | 50 |
| Cl4-BZ#49 | 5550 | | ug/kg | 10.2 | 5.08 | 50 |
| Cl5-BZ#104 | 8.34 | J | ug/kg | 10.2 | 5.08 | 50 |
| Cl4-BZ#47 | 1500 | | ug/kg | 10.2 | 5.08 | 50 |
| Cl4-BZ#65/#75/#62 | 108 | | ug/kg | 30.5 | 15.2 | 50 |
| Cl3-BZ#39 | 17.1 | | ug/kg | 10.2 | 5.08 | 50 |
| Cl3-BZ#38 | ND | | ug/kg | 10.2 | 5.08 | 50 |
| Cl4-BZ#44 | 639 | | ug/kg | 10.2 | 5.08 | 50 |
| Cl4-BZ#59 | 124 | | ug/kg | 10.2 | 5.08 | 50 |
| Cl4-BZ#42 | 279 | | ug/kg | 10.2 | 5.08 | 50 |
| Cl4-BZ#71 | 995 | | ug/kg | 10.2 | 5.08 | 50 |
| Cl3-BZ#35 | 9.56 | J | ug/kg | 10.2 | 5.08 | 50 |
| Cl4-BZ#41 | ND | | ug/kg | 10.2 | 5.08 | 50 |
| Cl4-BZ#72 | 166 | | ug/kg | 10.2 | 5.08 | 50 |
| Cl5-BZ#96 | 37.4 | | ug/kg | 10.2 | 5.08 | 50 |
| Cl5-BZ#103 | 114 | | ug/kg | 10.2 | 5.08 | 50 |
| Cl4-BZ#68/#64 | 641 | | ug/kg | 20.3 | 10.2 | 50 |
| Cl4-BZ#40 | 45.9 | | ug/kg | 10.2 | 5.08 | 50 |
| Cl3-BZ#37 | 91.7 | | ug/kg | 10.2 | 5.08 | 50 |
| Cl5-BZ#100 | 98.3 | | ug/kg | 10.2 | 5.08 | 50 |
| Cl5-BZ#94 | 7.97 | J | ug/kg | 10.2 | 5.08 | 50 |
| Cl4-BZ#57 | 27.1 | | ug/kg | 10.2 | 5.08 | 50 |
| Cl4-BZ#67/#58 | 129 | | ug/kg | 20.3 | 10.2 | 50 |

**Project Name:** NEW BEDFORD HARBOR-LTM **Lab Number:** L2039823

**Project Number:** 60597627 **Report Date:** 10/13/20

## SAMPLE RESULTS

Lab ID: L2039823-08 D Date Collected: 09/21/20 14:55

Client ID: S-120-20FSP20-01 Date Received: 09/22/20

Sample Location: NEW BEDFORD, MA Field Prep: Not Specified

Sample Depth:

| Parameter | Result | Qualifier | Units | RL | MDL | Dilution Factor |
|---|---|---|---|---|---|---|
| PCB Congeners/Homologs - Mansfield Lab | | | | | | |
| Cl5-BZ#102 | 351 | | ug/kg | 10.2 | 5.08 | 50 |
| Cl4-BZ#61 | ND | | ug/kg | 10.2 | 5.08 | 50 |
| Cl5-BZ#98 | 24.1 | | ug/kg | 10.2 | 5.08 | 50 |
| Cl4-BZ#76 | ND | | ug/kg | 10.2 | 5.08 | 50 |
| Cl5-BZ#93 | ND | | ug/kg | 10.2 | 5.08 | 50 |
| Cl4-BZ#63 | 29.2 | | ug/kg | 10.2 | 5.08 | 50 |
| Cl5-BZ#121/#95/#88 | 925 | | ug/kg | 30.5 | 15.2 | 50 |
| Cl4-BZ#74 | 278 | | ug/kg | 10.2 | 5.08 | 50 |
| Cl6-BZ#155 | ND | | ug/kg | 10.2 | 5.08 | 50 |
| Cl4-BZ#70 | 175 | | ug/kg | 10.2 | 5.08 | 50 |
| Cl5-BZ#91 | 655 | | ug/kg | 10.2 | 5.08 | 50 |
| Cl4-BZ#66 | 236 | | ug/kg | 10.2 | 5.08 | 50 |
| Cl4-BZ#80 | ND | | ug/kg | 10.2 | 5.08 | 50 |
| Cl4-BZ#55 | 7.04 | J | ug/kg | 10.2 | 5.08 | 50 |
| Cl5-BZ#92 | 209 | | ug/kg | 10.2 | 5.08 | 50 |
| Cl5-BZ#89/#84 | 316 | | ug/kg | 20.3 | 10.2 | 50 |
| Cl5-BZ#101/#90 | 882 | | ug/kg | 20.3 | 10.2 | 50 |
| Cl4-BZ#56 | 79.9 | | ug/kg | 10.2 | 5.08 | 50 |
| Cl5-BZ#113 | 30.4 | | ug/kg | 10.2 | 5.08 | 50 |
| Cl5-BZ#99 | 681 | | ug/kg | 10.2 | 5.08 | 50 |
| Cl6-BZ#150 | 20.6 | | ug/kg | 10.2 | 5.08 | 50 |
| Cl4-BZ#60 | 33.3 | | ug/kg | 10.2 | 5.08 | 50 |
| Cl6-BZ#152 | ND | | ug/kg | 10.2 | 5.08 | 50 |
| Cl5-BZ#119 | 232 | | ug/kg | 10.2 | 5.08 | 50 |
| Cl5-BZ#83/#125/#112 | 32.6 | | ug/kg | 30.5 | 15.2 | 50 |
| Cl5-BZ#86/#109 | ND | | ug/kg | 20.3 | 10.2 | 50 |
| Cl6-BZ#145 | ND | | ug/kg | 10.2 | 5.08 | 50 |
| Cl5-BZ#97 | 241 | | ug/kg | 10.2 | 5.08 | 50 |
| Cl6-BZ#148 | ND | | ug/kg | 10.2 | 5.08 | 50 |
| Cl4-BZ#79 | ND | | ug/kg | 10.2 | 5.08 | 50 |
| Cl5-BZ#116 | ND | | ug/kg | 10.2 | 5.08 | 50 |
| Cl6-BZ#154-Cal | 101 | | ug/kg | 10.2 | 5.08 | 50 |
| Cl4-BZ#78 | ND | | ug/kg | 10.2 | 5.08 | 50 |
| Cl5-BZ#87/#111 | 47.2 | | ug/kg | 20.3 | 10.2 | 50 |
| Cl6-BZ#136 | 181 | | ug/kg | 10.2 | 5.08 | 50 |
| Cl5-BZ#117 | 41.5 | | ug/kg | 10.2 | 5.08 | 50 |
| Cl5-BZ#115 | 11.8 | | ug/kg | 10.2 | 5.08 | 50 |

**Project Name:** NEW BEDFORD HARBOR-LTM **Lab Number:** L2039823

**Project Number:** 60597627 **Report Date:** 10/13/20

## SAMPLE RESULTS

Lab ID: L2039823-08 D Date Collected: 09/21/20 14:55

Client ID: S-120-20FSP20-01 Date Received: 09/22/20

Sample Location: NEW BEDFORD, MA Field Prep: Not Specified

Sample Depth:

| Parameter | Result | Qualifier | Units | RL | MDL | Dilution Factor |
|---|---|---|---|---|---|---|
| PCB Congeners/Homologs - Mansfield Lab | | | | | | |
| Cl5-BZ#85 | 30.8 | | ug/kg | 10.2 | 5.08 | 50 |
| Cl5-BZ#120 | 16.9 | | ug/kg | 10.2 | 5.08 | 50 |
| Cl5-BZ#110 | 1130 | | ug/kg | 10.2 | 5.08 | 50 |
| Cl4-BZ#81 | ND | | ug/kg | 10.2 | 5.08 | 50 |
| Cl6-BZ#151 | 134 | | ug/kg | 10.2 | 5.08 | 50 |
| Cl6-BZ#135 | 107 | | ug/kg | 10.2 | 5.08 | 50 |
| Cl5-BZ#82 | 15.6 | | ug/kg | 10.2 | 5.08 | 50 |
| Cl6-BZ#144 | 9.07 | J | ug/kg | 10.2 | 5.08 | 50 |
| Cl6-BZ#147/#149 | 1210 | | ug/kg | 20.3 | 10.2 | 50 |
| Cl4-BZ#77 | 13.2 | | ug/kg | 10.2 | 5.08 | 50 |
| Cl6-BZ#143/#139 | 21.5 | | ug/kg | 20.3 | 10.2 | 50 |
| Cl5-BZ#124 | 14.1 | | ug/kg | 10.2 | 5.08 | 50 |
| Cl6-BZ#140 | ND | | ug/kg | 10.2 | 5.08 | 50 |
| Cl5-BZ#108 | ND | | ug/kg | 10.2 | 5.08 | 50 |
| Cl5-BZ#107/#123 | 44.3 | | ug/kg | 20.3 | 10.2 | 50 |
| Cl7-BZ#188-Cal/RTW | ND | | ug/kg | 10.2 | 5.08 | 50 |
| Cl6-BZ#134 | 55.0 | | ug/kg | 10.2 | 5.08 | 50 |
| Cl5-BZ#106 | ND | | ug/kg | 10.2 | 5.08 | 50 |
| Cl6-BZ#133 | 18.2 | | ug/kg | 10.2 | 5.08 | 50 |
| Cl6-BZ#142 | ND | | ug/kg | 10.2 | 5.08 | 50 |
| Cl5-BZ#118 | 460 | | ug/kg | 10.2 | 5.08 | 50 |
| Cl6-BZ#131 | 14.6 | | ug/kg | 10.2 | 5.08 | 50 |
| Cl7-BZ#184 | ND | | ug/kg | 10.2 | 5.08 | 50 |
| Cl6-BZ#165 | ND | | ug/kg | 10.2 | 5.08 | 50 |
| Cl6-BZ#146 | 117 | | ug/kg | 10.2 | 5.08 | 50 |
| Cl6-BZ#161 | ND | | ug/kg | 10.2 | 5.08 | 50 |
| Cl5-BZ#122 | ND | | ug/kg | 10.2 | 5.08 | 50 |
| Cl6-BZ#168 | ND | | ug/kg | 10.2 | 5.08 | 50 |
| Cl5-BZ#114 | 25.0 | | ug/kg | 10.2 | 5.08 | 50 |
| Cl6-BZ#153 | 786 | | ug/kg | 10.2 | 5.08 | 50 |
| Cl6-BZ#132 | 51.5 | | ug/kg | 10.2 | 5.08 | 50 |
| Cl7-BZ#179 | 42.2 | | ug/kg | 10.2 | 5.08 | 50 |
| Cl6-BZ#141 | 29.4 | | ug/kg | 10.2 | 5.08 | 50 |
| Cl7-BZ#176 | 6.00 | J | ug/kg | 10.2 | 5.08 | 50 |
| Cl5-BZ#105 | 48.4 | | ug/kg | 10.2 | 5.08 | 50 |
| Cl6-BZ#137 | 22.8 | | ug/kg | 10.2 | 5.08 | 50 |
| Cl5-BZ#127 | ND | | ug/kg | 10.2 | 5.08 | 50 |

**Project Name:** NEW BEDFORD HARBOR-LTM **Lab Number:** L2039823

**Project Number:** 60597627 **Report Date:** 10/13/20

## SAMPLE RESULTS

Lab ID: L2039823-08 D Date Collected: 09/21/20 14:55

Client ID: S-120-20FSP20-01 Date Received: 09/22/20

Sample Location: NEW BEDFORD, MA Field Prep: Not Specified

Sample Depth:

| Parameter | Result | Qualifier | Units | RL | MDL | Dilution Factor |
|---|---|---|---|---|---|---|
| PCB Congeners/Homologs - Mansfield Lab | | | | | | |
| Cl7-BZ#186 | ND | | ug/kg | 10.2 | 5.08 | 50 |
| Cl6-BZ#130/#164 | 70.6 | | ug/kg | 20.3 | 10.2 | 50 |
| Cl7-BZ#178 | 27.4 | | ug/kg | 10.2 | 5.08 | 50 |
| Cl6-BZ#138 | 146 | | ug/kg | 10.2 | 5.08 | 50 |
| Cl6-BZ#163/#160 | 248 | | ug/kg | 20.3 | 10.2 | 50 |
| Cl6-BZ#129/#158 | 87.2 | | ug/kg | 20.3 | 10.2 | 50 |
| Cl7-BZ#182/#175 | ND | | ug/kg | 20.3 | 10.2 | 50 |
| Cl7-BZ#187 | 143 | | ug/kg | 10.2 | 5.08 | 50 |
| Cl7-BZ#183 | 51.1 | | ug/kg | 10.2 | 5.08 | 50 |
| Cl6-BZ#166 | 5.61 | J | ug/kg | 10.2 | 5.08 | 50 |
| Cl6-BZ#159 | ND | | ug/kg | 10.2 | 5.08 | 50 |
| Cl5-BZ#126 | ND | | ug/kg | 10.2 | 5.08 | 50 |
| Cl7-BZ#185 | ND | | ug/kg | 10.2 | 5.08 | 50 |
| Cl6-BZ#162 | ND | | ug/kg | 10.2 | 5.08 | 50 |
| Cl7-BZ#174 | 32.7 | | ug/kg | 10.2 | 5.08 | 50 |
| Cl6-BZ#128 | 52.0 | | ug/kg | 10.2 | 5.08 | 50 |
| Cl8-BZ#202 | 9.88 | J | ug/kg | 10.2 | 5.08 | 50 |
| Cl6-BZ#167 | 35.8 | | ug/kg | 10.2 | 5.08 | 50 |
| Cl7-BZ#181 | ND | | ug/kg | 10.2 | 5.08 | 50 |
| Cl7-BZ#177 | 24.1 | | ug/kg | 10.2 | 5.08 | 50 |
| Cl8-BZ#204/#200-CAL | ND | | ug/kg | 20.3 | 10.2 | 50 |
| Cl7-BZ#171 | 21.8 | | ug/kg | 10.2 | 5.08 | 50 |
| Cl7-BZ#173 | ND | | ug/kg | 10.2 | 5.08 | 50 |
| Cl8-BZ#197 | ND | | ug/kg | 10.2 | 5.08 | 50 |
| Cl7-BZ#172 | 12.4 | | ug/kg | 10.2 | 5.08 | 50 |
| Cl7-BZ#192 | ND | | ug/kg | 10.2 | 5.08 | 50 |
| Cl6-BZ#156 | 45.6 | | ug/kg | 10.2 | 5.08 | 50 |
| Cl6-BZ#157 | 12.0 | | ug/kg | 10.2 | 5.08 | 50 |
| Cl7-BZ#180 | 96.2 | | ug/kg | 10.2 | 5.08 | 50 |
| Cl7-BZ#193 | 12.5 | | ug/kg | 10.2 | 5.08 | 50 |
| Cl8-BZ#199 | ND | | ug/kg | 10.2 | 5.08 | 50 |
| Cl7-BZ#191 | ND | | ug/kg | 10.2 | 5.08 | 50 |
| Cl8-BZ#198 | ND | | ug/kg | 10.2 | 5.08 | 50 |
| Cl8-BZ#201 | 26.8 | | ug/kg | 10.2 | 5.08 | 50 |
| Cl7-BZ#170 | 60.2 | | ug/kg | 10.2 | 5.08 | 50 |
| Cl7-BZ#190 | 20.6 | | ug/kg | 10.2 | 5.08 | 50 |
| Cl8-BZ#196 | 14.6 | | ug/kg | 10.2 | 5.08 | 50 |

**Project Name:** NEW BEDFORD HARBOR-LTM **Lab Number:** L2039823

**Project Number:** 60597627 **Report Date:** 10/13/20

## SAMPLE RESULTS

Lab ID: L2039823-08 D
Client ID: S-120-20FSP20-01
Sample Location: NEW BEDFORD, MA

Date Collected: 09/21/20 14:55
Date Received: 09/22/20
Field Prep: Not Specified

Sample Depth:

| Parameter | Result | Qualifier | Units | RL | MDL | Dilution Factor |
|---|---|---|---|---|---|---|
| PCB Congeners/Homologs - Mansfield Lab | | | | | | |
| Cl8-BZ#203 | 19.4 | | ug/kg | 10.2 | 5.08 | 50 |
| Cl6-BZ#169 | ND | | ug/kg | 10.2 | 5.08 | 50 |
| Cl9-BZ#208 | 7.32 | J | ug/kg | 10.2 | 5.08 | 50 |
| Cl9-BZ#207 | ND | | ug/kg | 10.2 | 5.08 | 50 |
| Cl7-BZ#189 | 9.78 | J | ug/kg | 10.2 | 5.08 | 50 |
| Cl8-BZ#195 | 9.09 | J | ug/kg | 10.2 | 5.08 | 50 |
| Cl8-BZ#194 | 36.4 | | ug/kg | 10.2 | 5.08 | 50 |
| Cl8-BZ#205 | ND | | ug/kg | 10.2 | 5.08 | 50 |
| Cl9-BZ#206-Cal/RTW | 22.0 | | ug/kg | 10.2 | 5.08 | 50 |
| Cl10-BZ#209-Cal/RTW | 6.53 | J | ug/kg | 10.2 | 5.08 | 50 |
| Monochlorobiphenyls | 33.6 | | ug/kg | 10.2 | 5.08 | 50 |
| Dichlorobiphenyls | 3740 | | ug/kg | 10.2 | 5.08 | 50 |
| Trichlorobiphenyls | 20600 | | ug/kg | 10.2 | 5.08 | 50 |
| Tetrachlorobiphenyls | 18800 | | ug/kg | 10.2 | 5.08 | 50 |
| Pentachlorobiphenyls | 6730 | | ug/kg | 10.2 | 5.08 | 50 |
| Hexachlorobiphenyls | 3580 | | ug/kg | 10.2 | 5.08 | 50 |
| Heptachlorobiphenyls | 560 | | ug/kg | 10.2 | 5.08 | 50 |
| Octachlorobiphenyls | 116 | | ug/kg | 10.2 | 5.08 | 50 |
| Nonachlorobiphenyls | 29.3 | | ug/kg | 10.2 | 5.08 | 50 |
| Decachlorobiphenyl | 6.53 | J | ug/kg | 10.2 | 5.08 | 50 |
| Total PCB | 54200 | | ug/kg | 10.2 | NA | 50 |

| Surrogate | % Recovery | Qualifier | Acceptance Criteria |
|---|---|---|---|
| Cl3-BZ#19-C13 (surr) | 61 | | 50-125 |
| Cl8-BZ#202-C13 (surr) | 56 | | 50-125 |

**Project Name:** NEW BEDFORD HARBOR-LTM **Lab Number:** L2039823

**Project Number:** 60597627 **Report Date:** 10/13/20

## SAMPLE RESULTS

Lab ID: L2039823-09 D
Client ID: S-121-20FSP20-01
Sample Location: NEW BEDFORD, MA

Date Collected: 09/21/20 15:28
Date Received: 09/22/20
Field Prep: Not Specified

Sample Depth:
Matrix: Sediment
Analytical Method: 105,8270D-SIM/680(M)
Analytical Date: 10/07/20 07:27
Analyst: SV
Percent Solids: 94%

Extraction Method: EPA 3570
Extraction Date: 09/30/20 16:39
Cleanup Method: EPA 3630
Cleanup Date: 10/02/20

| Parameter | Result | Qualifier | Units | RL | MDL | Dilution Factor |
|---|---|---|---|---|---|---|
| PCB Congeners/Homologs - Mansfield Lab | | | | | | |
| Cl1-BZ#1-Cal/RTW | ND | | ug/kg | 8.30 | 4.15 | 40 |
| Cl1-BZ#2 | ND | | ug/kg | 8.30 | 4.15 | 40 |
| Cl1-BZ#3 | 9.16 | | ug/kg | 8.30 | 4.15 | 40 |
| Cl2-BZ#4/#10 | 54.5 | | ug/kg | 16.6 | 8.30 | 40 |
| Cl2-BZ#9 | 11.3 | | ug/kg | 8.30 | 4.15 | 40 |
| Cl2-BZ#7 | 7.38 | J | ug/kg | 8.30 | 4.15 | 40 |
| Cl2-BZ#6 | 237 | | ug/kg | 8.30 | 4.15 | 40 |
| Cl2-BZ#5 | ND | | ug/kg | 8.30 | 4.15 | 40 |
| Cl2-BZ#8 | 233 | | ug/kg | 8.30 | 4.15 | 40 |
| Cl3-BZ#19 | 67.6 | | ug/kg | 8.30 | 4.15 | 40 |
| Cl2-BZ#14 | ND | | ug/kg | 8.30 | 4.15 | 40 |
| Cl3-BZ#30 | ND | | ug/kg | 8.30 | 4.15 | 40 |
| Cl3-BZ#18 | 780 | | ug/kg | 8.30 | 4.15 | 40 |
| Cl2-BZ#11 | 44.2 | | ug/kg | 8.30 | 4.15 | 40 |
| Cl3-BZ#17 | 420 | | ug/kg | 8.30 | 4.15 | 40 |
| Cl2-BZ#12 | ND | | ug/kg | 8.30 | 4.15 | 40 |
| Cl3-BZ#27 | 207 | | ug/kg | 8.30 | 4.15 | 40 |
| Cl2-BZ#13 | 190 | | ug/kg | 16.6 | 8.30 | 40 |
| Cl3-BZ#24 | ND | | ug/kg | 8.30 | 4.15 | 40 |
| Cl3-BZ#16 | 37.0 | | ug/kg | 8.30 | 4.15 | 40 |
| Cl3-BZ#32 | 342 | | ug/kg | 8.30 | 4.15 | 40 |
| Cl2-BZ#15 | 180 | | ug/kg | 8.30 | 4.15 | 40 |
| Cl3-BZ#34 | 19.9 | | ug/kg | 8.30 | 4.15 | 40 |
| Cl3-BZ#23 | ND | | ug/kg | 8.30 | 4.15 | 40 |
| Cl4-BZ#54 | 10.7 | | ug/kg | 8.30 | 4.15 | 40 |
| Cl3-BZ#29-Cal | ND | | ug/kg | 8.30 | 4.15 | 40 |
| Cl4-BZ#50-Cal | 8.84 | | ug/kg | 8.30 | 4.15 | 40 |
| Cl3-BZ#26 | 1560 | | ug/kg | 8.30 | 4.15 | 40 |

**Project Name:** NEW BEDFORD HARBOR-LTM **Lab Number:** L2039823

**Project Number:** 60597627 **Report Date:** 10/13/20

## SAMPLE RESULTS

Lab ID: L2039823-09 D Date Collected: 09/21/20 15:28

Client ID: S-121-20FSP20-01 Date Received: 09/22/20

Sample Location: NEW BEDFORD, MA Field Prep: Not Specified

Sample Depth:

| Parameter | Result | Qualifier | Units | RL | MDL | Dilution Factor |
|---|---|---|---|---|---|---|
| PCB Congeners/Homologs - Mansfield Lab | | | | | | |
| Cl3-BZ#25 | 963 | | ug/kg | 8.30 | 4.15 | 40 |
| Cl4-BZ#53 | 444 | | ug/kg | 8.30 | 4.15 | 40 |
| Cl3-BZ#-31 | 1700 | | ug/kg | 8.30 | 4.15 | 40 |
| Cl3-BZ#28 | 1600 | | ug/kg | 8.30 | 4.15 | 40 |
| Cl3-BZ#33 | 48.4 | | ug/kg | 8.30 | 4.15 | 40 |
| Cl4-BZ#51 | 192 | | ug/kg | 8.30 | 4.15 | 40 |
| Cl3-BZ#21/#20 | 59.7 | | ug/kg | 16.6 | 8.30 | 40 |
| Cl4-BZ#45 | 56.1 | | ug/kg | 8.30 | 4.15 | 40 |
| Cl3-BZ#22 | 134 | | ug/kg | 8.30 | 4.15 | 40 |
| Cl4-BZ#73/#46 | 74.1 | | ug/kg | 16.6 | 8.30 | 40 |
| Cl4-BZ#69 | 27.6 | | ug/kg | 8.30 | 4.15 | 40 |
| Cl4-BZ#43 | 11.2 | | ug/kg | 8.30 | 4.15 | 40 |
| Cl3-BZ#36 | ND | | ug/kg | 8.30 | 4.15 | 40 |
| Cl4-BZ#52 | 2660 | | ug/kg | 8.30 | 4.15 | 40 |
| Cl4-BZ#48 | 39.7 | | ug/kg | 8.30 | 4.15 | 40 |
| Cl4-BZ#49 | 2820 | | ug/kg | 8.30 | 4.15 | 40 |
| Cl5-BZ#104 | ND | | ug/kg | 8.30 | 4.15 | 40 |
| Cl4-BZ#47 | 870 | | ug/kg | 8.30 | 4.15 | 40 |
| Cl4-BZ#65/#75/#62 | 54.3 | | ug/kg | 24.9 | 12.4 | 40 |
| Cl3-BZ#39 | 7.62 | J | ug/kg | 8.30 | 4.15 | 40 |
| Cl3-BZ#38 | ND | | ug/kg | 8.30 | 4.15 | 40 |
| Cl4-BZ#44 | 562 | | ug/kg | 8.30 | 4.15 | 40 |
| Cl4-BZ#59 | 113 | | ug/kg | 8.30 | 4.15 | 40 |
| Cl4-BZ#42 | 248 | | ug/kg | 8.30 | 4.15 | 40 |
| Cl4-BZ#71 | 410 | | ug/kg | 8.30 | 4.15 | 40 |
| Cl3-BZ#35 | 7.53 | J | ug/kg | 8.30 | 4.15 | 40 |
| Cl4-BZ#41 | ND | | ug/kg | 8.30 | 4.15 | 40 |
| Cl4-BZ#72 | 91.4 | | ug/kg | 8.30 | 4.15 | 40 |
| Cl5-BZ#96 | 17.1 | | ug/kg | 8.30 | 4.15 | 40 |
| Cl5-BZ#103 | 64.0 | | ug/kg | 8.30 | 4.15 | 40 |
| Cl4-BZ#68/#64 | 411 | | ug/kg | 16.6 | 8.30 | 40 |
| Cl4-BZ#40 | 41.2 | | ug/kg | 8.30 | 4.15 | 40 |
| Cl3-BZ#37 | 73.4 | | ug/kg | 8.30 | 4.15 | 40 |
| Cl5-BZ#100 | 55.8 | | ug/kg | 8.30 | 4.15 | 40 |
| Cl5-BZ#94 | 10.0 | | ug/kg | 8.30 | 4.15 | 40 |
| Cl4-BZ#57 | 32.8 | | ug/kg | 8.30 | 4.15 | 40 |
| Cl4-BZ#67/#58 | 90.3 | | ug/kg | 16.6 | 8.30 | 40 |

**Project Name:** NEW BEDFORD HARBOR-LTM **Lab Number:** L2039823

**Project Number:** 60597627 **Report Date:** 10/13/20

## SAMPLE RESULTS

Lab ID: L2039823-09 D Date Collected: 09/21/20 15:28

Client ID: S-121-20FSP20-01 Date Received: 09/22/20

Sample Location: NEW BEDFORD, MA Field Prep: Not Specified

Sample Depth:

| Parameter | Result | Qualifier | Units | RL | MDL | Dilution Factor |
|---|---|---|---|---|---|---|
| PCB Congeners/Homologs - Mansfield Lab | | | | | | |
| Cl5-BZ#102 | 148 | | ug/kg | 8.30 | 4.15 | 40 |
| Cl4-BZ#61 | ND | | ug/kg | 8.30 | 4.15 | 40 |
| Cl5-BZ#98 | 16.7 | | ug/kg | 8.30 | 4.15 | 40 |
| Cl4-BZ#76 | ND | | ug/kg | 8.30 | 4.15 | 40 |
| Cl5-BZ#93 | ND | | ug/kg | 8.30 | 4.15 | 40 |
| Cl4-BZ#63 | 29.2 | | ug/kg | 8.30 | 4.15 | 40 |
| Cl5-BZ#121/#95/#88 | 665 | | ug/kg | 24.9 | 12.4 | 40 |
| Cl4-BZ#74 | 196 | | ug/kg | 8.30 | 4.15 | 40 |
| Cl6-BZ#155 | ND | | ug/kg | 8.30 | 4.15 | 40 |
| Cl4-BZ#70 | 181 | | ug/kg | 8.30 | 4.15 | 40 |
| Cl5-BZ#91 | 480 | | ug/kg | 8.30 | 4.15 | 40 |
| Cl4-BZ#66 | 255 | | ug/kg | 8.30 | 4.15 | 40 |
| Cl4-BZ#80 | ND | | ug/kg | 8.30 | 4.15 | 40 |
| Cl4-BZ#55 | 8.25 | J | ug/kg | 8.30 | 4.15 | 40 |
| Cl5-BZ#92 | 240 | | ug/kg | 8.30 | 4.15 | 40 |
| Cl5-BZ#89/#84 | 243 | | ug/kg | 16.6 | 8.30 | 40 |
| Cl5-BZ#101/#90 | 805 | | ug/kg | 16.6 | 8.30 | 40 |
| Cl4-BZ#56 | 81.2 | | ug/kg | 8.30 | 4.15 | 40 |
| Cl5-BZ#113 | 30.8 | | ug/kg | 8.30 | 4.15 | 40 |
| Cl5-BZ#99 | 633 | | ug/kg | 8.30 | 4.15 | 40 |
| Cl6-BZ#150 | 14.3 | | ug/kg | 8.30 | 4.15 | 40 |
| Cl4-BZ#60 | 28.8 | | ug/kg | 8.30 | 4.15 | 40 |
| Cl6-BZ#152 | ND | | ug/kg | 8.30 | 4.15 | 40 |
| Cl5-BZ#119 | 154 | | ug/kg | 8.30 | 4.15 | 40 |
| Cl5-BZ#83/#125/#112 | 34.0 | | ug/kg | 24.9 | 12.4 | 40 |
| Cl5-BZ#86/#109 | ND | | ug/kg | 16.6 | 8.30 | 40 |
| Cl6-BZ#145 | ND | | ug/kg | 8.30 | 4.15 | 40 |
| Cl5-BZ#97 | 232 | | ug/kg | 8.30 | 4.15 | 40 |
| Cl6-BZ#148 | 4.56 | J | ug/kg | 8.30 | 4.15 | 40 |
| Cl4-BZ#79 | ND | | ug/kg | 8.30 | 4.15 | 40 |
| Cl5-BZ#116 | ND | | ug/kg | 8.30 | 4.15 | 40 |
| Cl6-BZ#154-Cal | 67.2 | | ug/kg | 8.30 | 4.15 | 40 |
| Cl4-BZ#78 | ND | | ug/kg | 8.30 | 4.15 | 40 |
| Cl5-BZ#87/#111 | 52.7 | | ug/kg | 16.6 | 8.30 | 40 |
| Cl6-BZ#136 | 132 | | ug/kg | 8.30 | 4.15 | 40 |
| Cl5-BZ#117 | 40.6 | | ug/kg | 8.30 | 4.15 | 40 |
| Cl5-BZ#115 | 13.2 | | ug/kg | 8.30 | 4.15 | 40 |

**Project Name:** NEW BEDFORD HARBOR-LTM **Lab Number:** L2039823

**Project Number:** 60597627 **Report Date:** 10/13/20

## SAMPLE RESULTS

Lab ID: L2039823-09 D Date Collected: 09/21/20 15:28

Client ID: S-121-20FSP20-01 Date Received: 09/22/20

Sample Location: NEW BEDFORD, MA Field Prep: Not Specified

Sample Depth:

| Parameter | Result | Qualifier | Units | RL | MDL | Dilution Factor |
|---|---|---|---|---|---|---|
| PCB Congeners/Homologs - Mansfield Lab | | | | | | |
| Cl5-BZ#85 | 38.5 | | ug/kg | 8.30 | 4.15 | 40 |
| Cl5-BZ#120 | 9.54 | | ug/kg | 8.30 | 4.15 | 40 |
| Cl5-BZ#110 | 1070 | | ug/kg | 8.30 | 4.15 | 40 |
| Cl4-BZ#81 | ND | | ug/kg | 8.30 | 4.15 | 40 |
| Cl6-BZ#151 | 128 | | ug/kg | 8.30 | 4.15 | 40 |
| Cl6-BZ#135 | 108 | | ug/kg | 8.30 | 4.15 | 40 |
| Cl5-BZ#82 | 15.7 | | ug/kg | 8.30 | 4.15 | 40 |
| Cl6-BZ#144 | 11.2 | | ug/kg | 8.30 | 4.15 | 40 |
| Cl6-BZ#147/#149 | 930 | | ug/kg | 16.6 | 8.30 | 40 |
| Cl4-BZ#77 | 27.2 | | ug/kg | 8.30 | 4.15 | 40 |
| Cl6-BZ#143/#139 | 17.2 | | ug/kg | 16.6 | 8.30 | 40 |
| Cl5-BZ#124 | 16.7 | | ug/kg | 8.30 | 4.15 | 40 |
| Cl6-BZ#140 | ND | | ug/kg | 8.30 | 4.15 | 40 |
| Cl5-BZ#108 | ND | | ug/kg | 8.30 | 4.15 | 40 |
| Cl5-BZ#107/#123 | 48.8 | | ug/kg | 16.6 | 8.30 | 40 |
| Cl7-BZ#188-Cal/RTW | ND | | ug/kg | 8.30 | 4.15 | 40 |
| Cl6-BZ#134 | 55.0 | | ug/kg | 8.30 | 4.15 | 40 |
| Cl5-BZ#106 | 4.25 | J | ug/kg | 8.30 | 4.15 | 40 |
| Cl6-BZ#133 | 16.4 | | ug/kg | 8.30 | 4.15 | 40 |
| Cl6-BZ#142 | ND | | ug/kg | 8.30 | 4.15 | 40 |
| Cl5-BZ#118 | 484 | | ug/kg | 8.30 | 4.15 | 40 |
| Cl6-BZ#131 | 8.99 | | ug/kg | 8.30 | 4.15 | 40 |
| Cl7-BZ#184 | ND | | ug/kg | 8.30 | 4.15 | 40 |
| Cl6-BZ#165 | ND | | ug/kg | 8.30 | 4.15 | 40 |
| Cl6-BZ#146 | 116 | | ug/kg | 8.30 | 4.15 | 40 |
| Cl6-BZ#161 | ND | | ug/kg | 8.30 | 4.15 | 40 |
| Cl5-BZ#122 | ND | | ug/kg | 8.30 | 4.15 | 40 |
| Cl6-BZ#168 | ND | | ug/kg | 8.30 | 4.15 | 40 |
| Cl5-BZ#114 | 10.6 | | ug/kg | 8.30 | 4.15 | 40 |
| Cl6-BZ#153 | 667 | | ug/kg | 8.30 | 4.15 | 40 |
| Cl6-BZ#132 | 62.1 | | ug/kg | 8.30 | 4.15 | 40 |
| Cl7-BZ#179 | 36.4 | | ug/kg | 8.30 | 4.15 | 40 |
| Cl6-BZ#141 | 27.2 | | ug/kg | 8.30 | 4.15 | 40 |
| Cl7-BZ#176 | 6.84 | J | ug/kg | 8.30 | 4.15 | 40 |
| Cl5-BZ#105 | 57.7 | | ug/kg | 8.30 | 4.15 | 40 |
| Cl6-BZ#137 | 21.9 | | ug/kg | 8.30 | 4.15 | 40 |
| Cl5-BZ#127 | ND | | ug/kg | 8.30 | 4.15 | 40 |

**Project Name:** NEW BEDFORD HARBOR-LTM **Lab Number:** L2039823

**Project Number:** 60597627 **Report Date:** 10/13/20

## SAMPLE RESULTS

Lab ID: L2039823-09 D Date Collected: 09/21/20 15:28

Client ID: S-121-20FSP20-01 Date Received: 09/22/20

Sample Location: NEW BEDFORD, MA Field Prep: Not Specified

Sample Depth:

| Parameter | Result | Qualifier | Units | RL | MDL | Dilution Factor |
|---|---|---|---|---|---|---|
| PCB Congeners/Homologs - Mansfield Lab | | | | | | |
| Cl7-BZ#186 | ND | | ug/kg | 8.30 | 4.15 | 40 |
| Cl6-BZ#130/#164 | 72.8 | | ug/kg | 16.6 | 8.30 | 40 |
| Cl7-BZ#178 | 22.5 | | ug/kg | 8.30 | 4.15 | 40 |
| Cl6-BZ#138 | 172 | | ug/kg | 8.30 | 4.15 | 40 |
| Cl6-BZ#163/#160 | 224 | | ug/kg | 16.6 | 8.30 | 40 |
| Cl6-BZ#129/#158 | 77.1 | | ug/kg | 16.6 | 8.30 | 40 |
| Cl7-BZ#182/#175 | ND | | ug/kg | 16.6 | 8.30 | 40 |
| Cl7-BZ#187 | 118 | | ug/kg | 8.30 | 4.15 | 40 |
| Cl7-BZ#183 | 40.4 | | ug/kg | 8.30 | 4.15 | 40 |
| Cl6-BZ#166 | 5.71 | J | ug/kg | 8.30 | 4.15 | 40 |
| Cl6-BZ#159 | ND | | ug/kg | 8.30 | 4.15 | 40 |
| Cl5-BZ#126 | ND | | ug/kg | 8.30 | 4.15 | 40 |
| Cl7-BZ#185 | 4.45 | J | ug/kg | 8.30 | 4.15 | 40 |
| Cl6-BZ#162 | 4.36 | J | ug/kg | 8.30 | 4.15 | 40 |
| Cl7-BZ#174 | 23.8 | | ug/kg | 8.30 | 4.15 | 40 |
| Cl6-BZ#128 | 56.6 | | ug/kg | 8.30 | 4.15 | 40 |
| Cl8-BZ#202 | 10.9 | | ug/kg | 8.30 | 4.15 | 40 |
| Cl6-BZ#167 | 32.4 | | ug/kg | 8.30 | 4.15 | 40 |
| Cl7-BZ#181 | ND | | ug/kg | 8.30 | 4.15 | 40 |
| Cl7-BZ#177 | 23.4 | | ug/kg | 8.30 | 4.15 | 40 |
| Cl8-BZ#204/#200-CAL | ND | | ug/kg | 16.6 | 8.30 | 40 |
| Cl7-BZ#171 | 21.0 | | ug/kg | 8.30 | 4.15 | 40 |
| Cl7-BZ#173 | ND | | ug/kg | 8.30 | 4.15 | 40 |
| Cl8-BZ#197 | ND | | ug/kg | 8.30 | 4.15 | 40 |
| Cl7-BZ#172 | 10.8 | | ug/kg | 8.30 | 4.15 | 40 |
| Cl7-BZ#192 | ND | | ug/kg | 8.30 | 4.15 | 40 |
| Cl6-BZ#156 | 46.7 | | ug/kg | 8.30 | 4.15 | 40 |
| Cl6-BZ#157 | 12.8 | | ug/kg | 8.30 | 4.15 | 40 |
| Cl7-BZ#180 | 85.5 | | ug/kg | 8.30 | 4.15 | 40 |
| Cl7-BZ#193 | 9.14 | | ug/kg | 8.30 | 4.15 | 40 |
| Cl8-BZ#199 | ND | | ug/kg | 8.30 | 4.15 | 40 |
| Cl7-BZ#191 | ND | | ug/kg | 8.30 | 4.15 | 40 |
| Cl8-BZ#198 | ND | | ug/kg | 8.30 | 4.15 | 40 |
| Cl8-BZ#201 | 21.3 | | ug/kg | 8.30 | 4.15 | 40 |
| Cl7-BZ#170 | 60.3 | | ug/kg | 8.30 | 4.15 | 40 |
| Cl7-BZ#190 | 15.7 | | ug/kg | 8.30 | 4.15 | 40 |
| Cl8-BZ#196 | 9.59 | | ug/kg | 8.30 | 4.15 | 40 |

**Project Name:** NEW BEDFORD HARBOR-LTM **Lab Number:** L2039823

**Project Number:** 60597627 **Report Date:** 10/13/20

## SAMPLE RESULTS

Lab ID: L2039823-09 D
Client ID: S-121-20FSP20-01
Sample Location: NEW BEDFORD, MA

Date Collected: 09/21/20 15:28
Date Received: 09/22/20
Field Prep: Not Specified

Sample Depth:

| Parameter | Result | Qualifier | Units | RL | MDL | Dilution Factor |
|---|---|---|---|---|---|---|
| PCB Congeners/Homologs - Mansfield Lab | | | | | | |
| Cl8-BZ#203 | 17.0 | | ug/kg | 8.30 | 4.15 | 40 |
| Cl6-BZ#169 | ND | | ug/kg | 8.30 | 4.15 | 40 |
| Cl9-BZ#208 | 6.74 | J | ug/kg | 8.30 | 4.15 | 40 |
| Cl9-BZ#207 | ND | | ug/kg | 8.30 | 4.15 | 40 |
| Cl7-BZ#189 | 9.28 | | ug/kg | 8.30 | 4.15 | 40 |
| Cl8-BZ#195 | 8.61 | | ug/kg | 8.30 | 4.15 | 40 |
| Cl8-BZ#194 | 25.5 | | ug/kg | 8.30 | 4.15 | 40 |
| Cl8-BZ#205 | ND | | ug/kg | 8.30 | 4.15 | 40 |
| Cl9-BZ#206-Cal/RTW | 15.0 | | ug/kg | 8.30 | 4.15 | 40 |
| Cl10-BZ#209-Cal/RTW | 6.77 | J | ug/kg | 8.30 | 4.15 | 40 |
| Monochlorobiphenyls | 9.16 | | ug/kg | 8.30 | 4.15 | 40 |
| Dichlorobiphenyls | 957 | | ug/kg | 8.30 | 4.15 | 40 |
| Trichlorobiphenyls | 8030 | | ug/kg | 8.30 | 4.15 | 40 |
| Tetrachlorobiphenyls | 10100 | | ug/kg | 8.30 | 4.15 | 40 |
| Pentachlorobiphenyls | 5690 | | ug/kg | 8.30 | 4.15 | 40 |
| Hexachlorobiphenyls | 3090 | | ug/kg | 8.30 | 4.15 | 40 |
| Heptachlorobiphenyls | 488 | | ug/kg | 8.30 | 4.15 | 40 |
| Octachlorobiphenyls | 92.9 | | ug/kg | 8.30 | 4.15 | 40 |
| Nonachlorobiphenyls | 21.7 | | ug/kg | 8.30 | 4.15 | 40 |
| Decachlorobiphenyl | 6.77 | J | ug/kg | 8.30 | 4.15 | 40 |
| Total PCB | 28500 | | ug/kg | 8.30 | NA | 40 |

| Surrogate | % Recovery | Qualifier | Acceptance Criteria |
|---|---|---|---|
| Cl3-BZ#19-C13 (surr) | 77 | | 50-125 |
| Cl8-BZ#202-C13 (surr) | 111 | | 50-125 |

**Project Name:** NEW BEDFORD HARBOR-LTM
**Project Number:** 60597627

**Lab Number:** L2039823
**Report Date:** 10/13/20

# Method Blank Analysis
## Batch Quality Control

Analytical Method: 105,8270D-SIM/680(M)
Analytical Date: 10/06/20 12:30
Analyst: SV

Extraction Method: EPA 3570
Extraction Date: 09/30/20 16:39
Cleanup Method: EPA 3630
Cleanup Date: 10/02/20

| Parameter | Result | Qualifier | Units | RL | MDL |
|---|---|---|---|---|---|
| PCB Congeners/Homologs - Mansfield Lab for sample(s): 01-09 Batch: WG1416503-1 | | | | | |
| Cl1-BZ#1-Cal/RTW | ND | | ug/kg | 0.200 | 0.100 |
| Cl1-BZ#2 | ND | | ug/kg | 0.200 | 0.100 |
| Cl1-BZ#3 | ND | | ug/kg | 0.200 | 0.100 |
| Cl2-BZ#4/#10 | ND | | ug/kg | 0.400 | 0.200 |
| Cl2-BZ#9 | ND | | ug/kg | 0.200 | 0.100 |
| Cl2-BZ#7 | ND | | ug/kg | 0.200 | 0.100 |
| Cl2-BZ#6 | 0.374 | | ug/kg | 0.200 | 0.100 |
| Cl2-BZ#5 | ND | | ug/kg | 0.200 | 0.100 |
| Cl2-BZ#8 | 0.310 | | ug/kg | 0.200 | 0.100 |
| Cl3-BZ#19 | 0.140 | J | ug/kg | 0.200 | 0.100 |
| Cl2-BZ#14 | ND | | ug/kg | 0.200 | 0.100 |
| Cl3-BZ#30 | ND | | ug/kg | 0.200 | 0.100 |
| Cl3-BZ#18 | 0.818 | | ug/kg | 0.200 | 0.100 |
| Cl2-BZ#11 | ND | | ug/kg | 0.200 | 0.100 |
| Cl3-BZ#17 | 0.430 | | ug/kg | 0.200 | 0.100 |
| Cl2-BZ#12 | ND | | ug/kg | 0.200 | 0.100 |
| Cl3-BZ#27 | 0.363 | | ug/kg | 0.200 | 0.100 |
| Cl2-BZ#13 | ND | | ug/kg | 0.400 | 0.200 |
| Cl3-BZ#24 | ND | | ug/kg | 0.200 | 0.100 |
| Cl3-BZ#16 | ND | | ug/kg | 0.200 | 0.100 |
| Cl3-BZ#32 | 0.349 | | ug/kg | 0.200 | 0.100 |
| Cl2-BZ#15 | 0.136 | J | ug/kg | 0.200 | 0.100 |
| Cl3-BZ#34 | ND | | ug/kg | 0.200 | 0.100 |
| Cl3-BZ#23 | ND | | ug/kg | 0.200 | 0.100 |
| Cl4-BZ#54 | ND | | ug/kg | 0.200 | 0.100 |
| Cl3-BZ#29-Cal | ND | | ug/kg | 0.200 | 0.100 |
| Cl4-BZ#50-Cal | ND | | ug/kg | 0.200 | 0.100 |
| Cl3-BZ#26 | 0.942 | | ug/kg | 0.200 | 0.100 |
| Cl3-BZ#25 | 0.548 | | ug/kg | 0.200 | 0.100 |

**Project Name:** NEW BEDFORD HARBOR-LTM
**Project Number:** 60597627

**Lab Number:** L2039823
**Report Date:** 10/13/20

# Method Blank Analysis
## Batch Quality Control

Analytical Method: 105,8270D-SIM/680(M)
Analytical Date: 10/06/20 12:30
Analyst: SV

Extraction Method: EPA 3570
Extraction Date: 09/30/20 16:39
Cleanup Method: EPA 3630
Cleanup Date: 10/02/20

| Parameter | Result | Qualifier | Units | RL | MDL |
|---|---|---|---|---|---|
| PCB Congeners/Homologs - Mansfield Lab for sample(s): 01-09 Batch: WG1416503-1 | | | | | |
| Cl4-BZ#53 | 0.496 | | ug/kg | 0.200 | 0.100 |
| Cl3-BZ#-31 | 0.798 | | ug/kg | 0.200 | 0.100 |
| Cl3-BZ#28 | 0.655 | | ug/kg | 0.200 | 0.100 |
| Cl3-BZ#33 | ND | | ug/kg | 0.200 | 0.100 |
| Cl4-BZ#51 | 0.222 | | ug/kg | 0.200 | 0.100 |
| Cl3-BZ#21/#20 | ND | | ug/kg | 0.400 | 0.200 |
| Cl4-BZ#45 | ND | | ug/kg | 0.200 | 0.100 |
| Cl3-BZ#22 | ND | | ug/kg | 0.200 | 0.100 |
| Cl4-BZ#73/#46 | ND | | ug/kg | 0.400 | 0.200 |
| Cl4-BZ#69 | ND | | ug/kg | 0.200 | 0.100 |
| Cl4-BZ#43 | ND | | ug/kg | 0.200 | 0.100 |
| Cl3-BZ#36 | ND | | ug/kg | 0.200 | 0.100 |
| Cl4-BZ#52 | 1.19 | | ug/kg | 0.200 | 0.100 |
| Cl4-BZ#48 | ND | | ug/kg | 0.200 | 0.100 |
| Cl4-BZ#49 | 1.14 | | ug/kg | 0.200 | 0.100 |
| Cl5-BZ#104 | ND | | ug/kg | 0.200 | 0.100 |
| Cl4-BZ#47 | 0.332 | | ug/kg | 0.200 | 0.100 |
| Cl4-BZ#65/#75/#62 | ND | | ug/kg | 0.600 | 0.300 |
| Cl3-BZ#39 | ND | | ug/kg | 0.200 | 0.100 |
| Cl3-BZ#38 | ND | | ug/kg | 0.200 | 0.100 |
| Cl4-BZ#44 | 0.229 | | ug/kg | 0.200 | 0.100 |
| Cl4-BZ#59 | ND | | ug/kg | 0.200 | 0.100 |
| Cl4-BZ#42 | 0.116 | J | ug/kg | 0.200 | 0.100 |
| Cl4-BZ#71 | 0.162 | J | ug/kg | 0.200 | 0.100 |
| Cl3-BZ#35 | ND | | ug/kg | 0.200 | 0.100 |
| Cl4-BZ#41 | ND | | ug/kg | 0.200 | 0.100 |
| Cl4-BZ#72 | ND | | ug/kg | 0.200 | 0.100 |
| Cl5-BZ#96 | ND | | ug/kg | 0.200 | 0.100 |
| Cl5-BZ#103 | ND | | ug/kg | 0.200 | 0.100 |

**Project Name:** NEW BEDFORD HARBOR-LTM
**Project Number:** 60597627

**Lab Number:** L2039823
**Report Date:** 10/13/20

# Method Blank Analysis
## Batch Quality Control

Analytical Method: 105,8270D-SIM/680(M)
Analytical Date: 10/06/20 12:30
Analyst: SV

Extraction Method: EPA 3570
Extraction Date: 09/30/20 16:39
Cleanup Method: EPA 3630
Cleanup Date: 10/02/20

| Parameter | Result | Qualifier | Units | RL | MDL |
|---|---|---|---|---|---|
| PCB Congeners/Homologs - Mansfield Lab for sample(s): 01-09 Batch: WG1416503-1 | | | | | |
| Cl4-BZ#68/#64 | ND | | ug/kg | 0.400 | 0.200 |
| Cl4-BZ#40 | ND | | ug/kg | 0.200 | 0.100 |
| Cl3-BZ#37 | ND | | ug/kg | 0.200 | 0.100 |
| Cl5-BZ#100 | ND | | ug/kg | 0.200 | 0.100 |
| Cl5-BZ#94 | ND | | ug/kg | 0.200 | 0.100 |
| Cl4-BZ#57 | ND | | ug/kg | 0.200 | 0.100 |
| Cl4-BZ#67/#58 | ND | | ug/kg | 0.400 | 0.200 |
| Cl5-BZ#102 | ND | | ug/kg | 0.200 | 0.100 |
| Cl4-BZ#61 | ND | | ug/kg | 0.200 | 0.100 |
| Cl5-BZ#98 | ND | | ug/kg | 0.200 | 0.100 |
| Cl4-BZ#76 | ND | | ug/kg | 0.200 | 0.100 |
| Cl5-BZ#93 | ND | | ug/kg | 0.200 | 0.100 |
| Cl4-BZ#63 | ND | | ug/kg | 0.200 | 0.100 |
| Cl5-BZ#121/#95/#88 | ND | | ug/kg | 0.600 | 0.300 |
| Cl4-BZ#74 | ND | | ug/kg | 0.200 | 0.100 |
| Cl6-BZ#155 | ND | | ug/kg | 0.200 | 0.100 |
| Cl4-BZ#70 | ND | | ug/kg | 0.200 | 0.100 |
| Cl5-BZ#91 | ND | | ug/kg | 0.200 | 0.100 |
| Cl4-BZ#66 | ND | | ug/kg | 0.200 | 0.100 |
| Cl4-BZ#80 | ND | | ug/kg | 0.200 | 0.100 |
| Cl4-BZ#55 | ND | | ug/kg | 0.200 | 0.100 |
| Cl5-BZ#92 | ND | | ug/kg | 0.200 | 0.100 |
| Cl5-BZ#89/#84 | ND | | ug/kg | 0.400 | 0.200 |
| Cl5-BZ#101/#90 | ND | | ug/kg | 0.400 | 0.200 |
| Cl4-BZ#56 | ND | | ug/kg | 0.200 | 0.100 |
| Cl5-BZ#113 | ND | | ug/kg | 0.200 | 0.100 |
| Cl5-BZ#99 | ND | | ug/kg | 0.200 | 0.100 |
| Cl6-BZ#150 | ND | | ug/kg | 0.200 | 0.100 |
| Cl4-BZ#60 | ND | | ug/kg | 0.200 | 0.100 |

**Project Name:** NEW BEDFORD HARBOR-LTM
**Project Number:** 60597627

**Lab Number:** L2039823
**Report Date:** 10/13/20

# Method Blank Analysis
## Batch Quality Control

Analytical Method: 105,8270D-SIM/680(M)
Analytical Date: 10/06/20 12:30
Analyst: SV

Extraction Method: EPA 3570
Extraction Date: 09/30/20 16:39
Cleanup Method: EPA 3630
Cleanup Date: 10/02/20

| Parameter | Result | Qualifier | Units | RL | MDL |
|---|---|---|---|---|---|
| PCB Congeners/Homologs - Mansfield Lab for sample(s): 01-09 Batch: WG1416503-1 | | | | | |
| Cl6-BZ#152 | ND | | ug/kg | 0.200 | 0.100 |
| Cl5-BZ#119 | ND | | ug/kg | 0.200 | 0.100 |
| Cl5-BZ#83/#125/#112 | ND | | ug/kg | 0.600 | 0.300 |
| Cl5-BZ#86/#109 | ND | | ug/kg | 0.400 | 0.200 |
| Cl6-BZ#145 | ND | | ug/kg | 0.200 | 0.100 |
| Cl5-BZ#97 | ND | | ug/kg | 0.200 | 0.100 |
| Cl6-BZ#148 | ND | | ug/kg | 0.200 | 0.100 |
| Cl4-BZ#79 | ND | | ug/kg | 0.200 | 0.100 |
| Cl5-BZ#116 | ND | | ug/kg | 0.200 | 0.100 |
| Cl6-BZ#154-Cal | ND | | ug/kg | 0.200 | 0.100 |
| Cl4-BZ#78 | ND | | ug/kg | 0.200 | 0.100 |
| Cl5-BZ#87/#111 | ND | | ug/kg | 0.400 | 0.200 |
| Cl6-BZ#136 | ND | | ug/kg | 0.200 | 0.100 |
| Cl5-BZ#117 | ND | | ug/kg | 0.200 | 0.100 |
| Cl5-BZ#115 | ND | | ug/kg | 0.200 | 0.100 |
| Cl5-BZ#85 | ND | | ug/kg | 0.200 | 0.100 |
| Cl5-BZ#120 | ND | | ug/kg | 0.200 | 0.100 |
| Cl5-BZ#110 | ND | | ug/kg | 0.200 | 0.100 |
| Cl4-BZ#81 | ND | | ug/kg | 0.200 | 0.100 |
| Cl6-BZ#151 | ND | | ug/kg | 0.200 | 0.100 |
| Cl6-BZ#135 | ND | | ug/kg | 0.200 | 0.100 |
| Cl5-BZ#82 | ND | | ug/kg | 0.200 | 0.100 |
| Cl6-BZ#144 | ND | | ug/kg | 0.200 | 0.100 |
| Cl6-BZ#147/#149 | ND | | ug/kg | 0.400 | 0.200 |
| Cl4-BZ#77 | ND | | ug/kg | 0.200 | 0.100 |
| Cl6-BZ#143/#139 | ND | | ug/kg | 0.400 | 0.200 |
| Cl5-BZ#124 | ND | | ug/kg | 0.200 | 0.100 |
| Cl6-BZ#140 | ND | | ug/kg | 0.200 | 0.100 |
| Cl5-BZ#108 | ND | | ug/kg | 0.200 | 0.100 |

**Project Name:** NEW BEDFORD HARBOR-LTM
**Project Number:** 60597627

**Lab Number:** L2039823
**Report Date:** 10/13/20

# Method Blank Analysis
## Batch Quality Control

Analytical Method: 105,8270D-SIM/680(M)
Analytical Date: 10/06/20 12:30
Analyst: SV

Extraction Method: EPA 3570
Extraction Date: 09/30/20 16:39
Cleanup Method: EPA 3630
Cleanup Date: 10/02/20

| Parameter | Result | Qualifier | Units | RL | MDL |
|---|---|---|---|---|---|
| PCB Congeners/Homologs - Mansfield Lab for sample(s): 01-09 Batch: WG1416503-1 | | | | | |
| Cl5-BZ#107/#123 | ND | | ug/kg | 0.400 | 0.200 |
| Cl7-BZ#188-Cal/RTW | ND | | ug/kg | 0.200 | 0.100 |
| Cl6-BZ#134 | ND | | ug/kg | 0.200 | 0.100 |
| Cl5-BZ#106 | ND | | ug/kg | 0.200 | 0.100 |
| Cl6-BZ#133 | ND | | ug/kg | 0.200 | 0.100 |
| Cl6-BZ#142 | ND | | ug/kg | 0.200 | 0.100 |
| Cl5-BZ#118 | ND | | ug/kg | 0.200 | 0.100 |
| Cl6-BZ#131 | ND | | ug/kg | 0.200 | 0.100 |
| Cl7-BZ#184 | ND | | ug/kg | 0.200 | 0.100 |
| Cl6-BZ#165 | ND | | ug/kg | 0.200 | 0.100 |
| Cl6-BZ#146 | ND | | ug/kg | 0.200 | 0.100 |
| Cl6-BZ#161 | ND | | ug/kg | 0.200 | 0.100 |
| Cl5-BZ#122 | ND | | ug/kg | 0.200 | 0.100 |
| Cl6-BZ#168 | ND | | ug/kg | 0.200 | 0.100 |
| Cl5-BZ#114 | ND | | ug/kg | 0.200 | 0.100 |
| Cl6-BZ#153 | ND | | ug/kg | 0.200 | 0.100 |
| Cl6-BZ#132 | ND | | ug/kg | 0.200 | 0.100 |
| Cl7-BZ#179 | ND | | ug/kg | 0.200 | 0.100 |
| Cl6-BZ#141 | ND | | ug/kg | 0.200 | 0.100 |
| Cl7-BZ#176 | ND | | ug/kg | 0.200 | 0.100 |
| Cl5-BZ#105 | ND | | ug/kg | 0.200 | 0.100 |
| Cl6-BZ#137 | ND | | ug/kg | 0.200 | 0.100 |
| Cl5-BZ#127 | ND | | ug/kg | 0.200 | 0.100 |
| Cl7-BZ#186 | ND | | ug/kg | 0.200 | 0.100 |
| Cl6-BZ#130/#164 | ND | | ug/kg | 0.400 | 0.200 |
| Cl7-BZ#178 | ND | | ug/kg | 0.200 | 0.100 |
| Cl6-BZ#138 | ND | | ug/kg | 0.200 | 0.100 |
| Cl6-BZ#163/#160 | ND | | ug/kg | 0.400 | 0.200 |
| Cl6-BZ#129/#158 | ND | | ug/kg | 0.400 | 0.200 |

**Project Name:** NEW BEDFORD HARBOR-LTM
**Project Number:** 60597627

**Lab Number:** L2039823
**Report Date:** 10/13/20

# Method Blank Analysis
## Batch Quality Control

Analytical Method: 105,8270D-SIM/680(M)
Analytical Date: 10/06/20 12:30
Analyst: SV

Extraction Method: EPA 3570
Extraction Date: 09/30/20 16:39
Cleanup Method: EPA 3630
Cleanup Date: 10/02/20

| Parameter | Result | Qualifier | Units | RL | MDL |
|---|---|---|---|---|---|
| PCB Congeners/Homologs - Mansfield Lab for sample(s): 01-09 Batch: WG1416503-1 | | | | | |
| Cl7-BZ#182/#175 | ND | | ug/kg | 0.400 | 0.200 |
| Cl7-BZ#187 | ND | | ug/kg | 0.200 | 0.100 |
| Cl7-BZ#183 | ND | | ug/kg | 0.200 | 0.100 |
| Cl6-BZ#166 | ND | | ug/kg | 0.200 | 0.100 |
| Cl6-BZ#159 | ND | | ug/kg | 0.200 | 0.100 |
| Cl5-BZ#126 | ND | | ug/kg | 0.200 | 0.100 |
| Cl7-BZ#185 | ND | | ug/kg | 0.200 | 0.100 |
| Cl6-BZ#162 | ND | | ug/kg | 0.200 | 0.100 |
| Cl7-BZ#174 | ND | | ug/kg | 0.200 | 0.100 |
| Cl6-BZ#128 | ND | | ug/kg | 0.200 | 0.100 |
| Cl8-BZ#202 | ND | | ug/kg | 0.200 | 0.100 |
| Cl6-BZ#167 | ND | | ug/kg | 0.200 | 0.100 |
| Cl7-BZ#181 | ND | | ug/kg | 0.200 | 0.100 |
| Cl7-BZ#177 | ND | | ug/kg | 0.200 | 0.100 |
| Cl8-BZ#204/#200-CAL | ND | | ug/kg | 0.400 | 0.200 |
| Cl7-BZ#171 | ND | | ug/kg | 0.200 | 0.100 |
| Cl7-BZ#173 | ND | | ug/kg | 0.200 | 0.100 |
| Cl8-BZ#197 | ND | | ug/kg | 0.200 | 0.100 |
| Cl7-BZ#172 | ND | | ug/kg | 0.200 | 0.100 |
| Cl7-BZ#192 | ND | | ug/kg | 0.200 | 0.100 |
| Cl6-BZ#156 | ND | | ug/kg | 0.200 | 0.100 |
| Cl6-BZ#157 | ND | | ug/kg | 0.200 | 0.100 |
| Cl7-BZ#180 | ND | | ug/kg | 0.200 | 0.100 |
| Cl7-BZ#193 | ND | | ug/kg | 0.200 | 0.100 |
| Cl8-BZ#199 | ND | | ug/kg | 0.200 | 0.100 |
| Cl7-BZ#191 | ND | | ug/kg | 0.200 | 0.100 |
| Cl8-BZ#198 | ND | | ug/kg | 0.200 | 0.100 |
| Cl8-BZ#201 | ND | | ug/kg | 0.200 | 0.100 |
| Cl7-BZ#170 | ND | | ug/kg | 0.200 | 0.100 |

**Project Name:** NEW BEDFORD HARBOR-LTM
**Project Number:** 60597627

**Lab Number:** L2039823
**Report Date:** 10/13/20

# Method Blank Analysis
## Batch Quality Control

Analytical Method: 105,8270D-SIM/680(M)
Analytical Date: 10/06/20 12:30
Analyst: SV

Extraction Method: EPA 3570
Extraction Date: 09/30/20 16:39
Cleanup Method: EPA 3630
Cleanup Date: 10/02/20

| Parameter | Result | Qualifier | Units | RL | MDL |
|---|---|---|---|---|---|
| PCB Congeners/Homologs - Mansfield Lab for sample(s): 01-09 Batch: WG1416503-1 | | | | | |
| Cl7-BZ#190 | ND | | ug/kg | 0.200 | 0.100 |
| Cl8-BZ#196 | ND | | ug/kg | 0.200 | 0.100 |
| Cl8-BZ#203 | ND | | ug/kg | 0.200 | 0.100 |
| Cl6-BZ#169 | ND | | ug/kg | 0.200 | 0.100 |
| Cl9-BZ#208 | ND | | ug/kg | 0.200 | 0.100 |
| Cl9-BZ#207 | ND | | ug/kg | 0.200 | 0.100 |
| Cl7-BZ#189 | ND | | ug/kg | 0.200 | 0.100 |
| Cl8-BZ#195 | ND | | ug/kg | 0.200 | 0.100 |
| Cl8-BZ#194 | ND | | ug/kg | 0.200 | 0.100 |
| Cl8-BZ#205 | ND | | ug/kg | 0.200 | 0.100 |
| Cl9-BZ#206-Cal/RTW | ND | | ug/kg | 0.200 | 0.100 |
| Cl10-BZ#209-Cal/RTW | ND | | ug/kg | 0.200 | 0.100 |
| Monochlorobiphenyls | ND | | ug/kg | 0.200 | 0.100 |
| Dichlorobiphenyls | 0.820 | | ug/kg | 0.200 | 0.100 |
| Trichlorobiphenyls | 5.04 | | ug/kg | 0.200 | 0.100 |
| Tetrachlorobiphenyls | 3.89 | | ug/kg | 0.200 | 0.100 |
| Pentachlorobiphenyls | ND | | ug/kg | 0.200 | 0.100 |
| Hexachlorobiphenyls | ND | | ug/kg | 0.200 | 0.100 |
| Heptachlorobiphenyls | ND | | ug/kg | 0.200 | 0.100 |
| Octachlorobiphenyls | ND | | ug/kg | 0.200 | 0.100 |
| Nonachlorobiphenyls | ND | | ug/kg | 0.200 | 0.100 |
| Decachlorobiphenyl | ND | | ug/kg | 0.200 | 0.100 |
| Total PCB | 9.75 | | ug/kg | 0.200 | NA |

| Surrogate | %Recovery | Qualifier | Acceptance Criteria |
|---|---|---|---|
| Cl3-BZ#19-C13 (surr) | 68 | | 50-125 |
| Cl8-BZ#202-C13 (surr) | 72 | | 50-125 |

# Lab Control Sample Analysis
## Batch Quality Control

**Project Name:** NEW BEDFORD HARBOR-LTM
**Project Number:** 60597627

**Lab Number:** L2039823
**Report Date:** 10/13/20

| Parameter | LCS %Recovery | Qual | LCSD %Recovery | Qual | %Recovery Limits | RPD | Qual | RPD Limits |
|---|---|---|---|---|---|---|---|---|
| PCB Congeners/Homologs - Mansfield Lab Associated sample(s): 01-09 Batch: WG1416503-2 WG1416503-3 | | | | | | | | |
| Cl1-BZ#1 | 60 | | 64 | | 40-140 | 6 | | 30 |
| Cl1-BZ#2 | 62 | | 66 | | 40-140 | 6 | | 30 |
| Cl1-BZ#3 | 61 | | 66 | | 40-140 | 8 | | 30 |
| Cl2-BZ#4/#10 | 58 | | 63 | | 40-140 | 8 | | 30 |
| Cl2-BZ#9 | 62 | | 65 | | 40-140 | 5 | | 30 |
| Cl2-BZ#7 | 60 | | 66 | | 40-140 | 10 | | 30 |
| Cl2-BZ#6 | 64 | | 67 | | 40-140 | 5 | | 30 |
| Cl2-BZ#5 | 63 | | 66 | | 40-140 | 5 | | 30 |
| Cl2-BZ#8 | 62 | | 66 | | 40-140 | 6 | | 30 |
| Cl3-BZ#19 | 59 | | 64 | | 40-140 | 8 | | 30 |
| Cl2-BZ#14 | 63 | | 68 | | 40-140 | 8 | | 30 |
| Cl3-BZ#30 | 60 | | 65 | | 40-140 | 8 | | 30 |
| Cl3-BZ#18 | 63 | | 70 | | 40-140 | 11 | | 30 |
| Cl2-BZ#11 | 65 | | 70 | | 40-140 | 7 | | 30 |
| Cl3-BZ#17 | 63 | | 69 | | 40-140 | 9 | | 30 |
| Cl2-BZ#12 | 65 | | 70 | | 40-140 | 7 | | 30 |
| Cl3-BZ#27 | 61 | | 66 | | 40-140 | 8 | | 30 |
| Cl2-BZ#13 | 64 | | 70 | | 40-140 | 9 | | 30 |
| Cl3-BZ#24 | 60 | | 66 | | 40-140 | 10 | | 30 |
| Cl3-BZ#16 | 62 | | 67 | | 40-140 | 8 | | 30 |
| Cl3-BZ#32 | 62 | | 67 | | 40-140 | 8 | | 30 |
| Cl2-BZ#15 | 56 | | 61 | | 40-140 | 9 | | 30 |
| Cl3-BZ#34 | 61 | | 68 | | 40-140 | 11 | | 30 |

# Lab Control Sample Analysis
## Batch Quality Control

**Project Name:** NEW BEDFORD HARBOR-LTM
**Project Number:** 60597627

**Lab Number:** L2039823
**Report Date:** 10/13/20

| Parameter | LCS %Recovery | Qual | LCSD %Recovery | Qual | %Recovery Limits | RPD | Qual | RPD Limits |
|---|---|---|---|---|---|---|---|---|
| PCB Congeners/Homologs - Mansfield Lab Associated sample(s): 01-09 Batch: WG1416503-2 WG1416503-3 | | | | | | | | |
| Cl3-BZ#23 | 63 | | 70 | | 40-140 | 11 | | 30 |
| Cl4-BZ#54 | 58 | | 63 | | 40-140 | 8 | | 30 |
| Cl3-BZ#29-Cal | 63 | | 69 | | 40-140 | 9 | | 30 |
| Cl4-BZ#50-Cal | 70 | | 70 | | 40-140 | 0 | | 30 |
| Cl3-BZ#26 | 65 | | 69 | | 40-140 | 6 | | 30 |
| Cl3-BZ#25 | 66 | | 69 | | 40-140 | 4 | | 30 |
| Cl4-BZ#53 | 65 | | 71 | | 40-140 | 9 | | 30 |
| Cl3-BZ#-31 | 65 | | 71 | | 40-140 | 9 | | 30 |
| Cl3-BZ#28 | 68 | | 74 | | 40-140 | 8 | | 30 |
| Cl3-BZ#33 | 57 | | 64 | | 40-140 | 12 | | 30 |
| Cl4-BZ#51 | 58 | | 64 | | 40-140 | 10 | | 30 |
| Cl3-BZ#21/#20 | 64 | | 68 | | 40-140 | 6 | | 30 |
| Cl4-BZ#45 | 64 | | 68 | | 40-140 | 6 | | 30 |
| Cl3-BZ#22 | 64 | | 70 | | 40-140 | 9 | | 30 |
| Cl4-BZ#73/#46 | 63 | | 68 | | 40-140 | 8 | | 30 |
| Cl4-BZ#69 | 66 | | 71 | | 40-140 | 7 | | 30 |
| Cl4-BZ#43 | 61 | | 67 | | 40-140 | 9 | | 30 |
| Cl3-BZ#36 | 64 | | 69 | | 40-140 | 8 | | 30 |
| Cl4-BZ#52 | 63 | | 69 | | 40-140 | 9 | | 30 |
| Cl4-BZ#48 | 64 | | 70 | | 40-140 | 9 | | 30 |
| Cl4-BZ#49 | 65 | | 72 | | 40-140 | 10 | | 30 |
| Cl5-BZ#104 | 62 | | 69 | | 40-140 | 11 | | 30 |
| Cl4-BZ#47 | 65 | | 72 | | 40-140 | 10 | | 30 |

# Lab Control Sample Analysis
## Batch Quality Control

**Project Name:** NEW BEDFORD HARBOR-LTM
**Project Number:** 60597627

**Lab Number:** L2039823
**Report Date:** 10/13/20

| Parameter | LCS %Recovery | Qual | LCSD %Recovery | Qual | %Recovery Limits | RPD | Qual | RPD Limits |
|---|---|---|---|---|---|---|---|---|
| PCB Congeners/Homologs - Mansfield Lab Associated sample(s): 01-09 Batch: WG1416503-2 WG1416503-3 | | | | | | | | |
| Cl4-BZ#65/#75/#62 | 65 | | 70 | | 40-140 | 7 | | 30 |
| Cl3-BZ#39 | 63 | | 76 | | 40-140 | 19 | | 30 |
| Cl3-BZ#38 | 68 | | 73 | | 40-140 | 7 | | 30 |
| Cl4-BZ#44 | 65 | | 71 | | 40-140 | 9 | | 30 |
| Cl4-BZ#59 | 69 | | 74 | | 40-140 | 7 | | 30 |
| Cl4-BZ#42 | 62 | | 68 | | 40-140 | 9 | | 30 |
| Cl4-BZ#71 | 68 | | 72 | | 40-140 | 6 | | 30 |
| Cl3-BZ#35 | 68 | | 72 | | 40-140 | 6 | | 30 |
| Cl4-BZ#41 | 65 | | 69 | | 40-140 | 6 | | 30 |
| Cl4-BZ#72 | 66 | | 72 | | 40-140 | 9 | | 30 |
| Cl5-BZ#96 | 60 | | 66 | | 40-140 | 10 | | 30 |
| Cl5-BZ#103 | 63 | | 70 | | 40-140 | 11 | | 30 |
| Cl4-BZ#68/#64 | 66 | | 73 | | 40-140 | 10 | | 30 |
| Cl4-BZ#40 | 62 | | 66 | | 40-140 | 6 | | 30 |
| Cl3-BZ#37 | 69 | | 74 | | 40-140 | 7 | | 30 |
| Cl5-BZ#100 | 62 | | 68 | | 40-140 | 9 | | 30 |
| Cl5-BZ#94 | 67 | | 71 | | 40-140 | 6 | | 30 |
| Cl4-BZ#57 | 67 | | 71 | | 40-140 | 6 | | 30 |
| Cl4-BZ#67/#58 | 66 | | 71 | | 40-140 | 7 | | 30 |
| Cl5-BZ#102 | 62 | | 67 | | 40-140 | 8 | | 30 |
| Cl4-BZ#61 | 67 | | 72 | | 40-140 | 7 | | 30 |
| Cl5-BZ#98 | 61 | | 67 | | 40-140 | 9 | | 30 |
| Cl4-BZ#76 | 62 | | 67 | | 40-140 | 8 | | 30 |

# Lab Control Sample Analysis
## Batch Quality Control

**Project Name:** NEW BEDFORD HARBOR-LTM
**Project Number:** 60597627

**Lab Number:** L2039823
**Report Date:** 10/13/20

| Parameter | LCS %Recovery | Qual | LCSD %Recovery | Qual | %Recovery Limits | RPD | Qual | RPD Limits |
|---|---|---|---|---|---|---|---|---|
| PCB Congeners/Homologs - Mansfield Lab Associated sample(s): 01-09 Batch: WG1416503-2 WG1416503-3 | | | | | | | | |
| Cl5-BZ#93 | 59 | | 66 | | 40-140 | 11 | | 30 |
| Cl4-BZ#63 | 64 | | 67 | | 40-140 | 5 | | 30 |
| Cl5-BZ#121/#95/#88 | 62 | | 68 | | 40-140 | 9 | | 30 |
| Cl4-BZ#74 | 68 | | 73 | | 40-140 | 7 | | 30 |
| Cl6-BZ#155 | 64 | | 70 | | 40-140 | 9 | | 30 |
| Cl4-BZ#70 | 67 | | 73 | | 40-140 | 9 | | 30 |
| Cl5-BZ#91 | 59 | | 65 | | 40-140 | 10 | | 30 |
| Cl4-BZ#66 | 66 | | 72 | | 40-140 | 9 | | 30 |
| Cl4-BZ#80 | 70 | | 75 | | 40-140 | 7 | | 30 |
| Cl4-BZ#55 | 64 | | 69 | | 40-140 | 8 | | 30 |
| Cl5-BZ#92 | 64 | | 70 | | 40-140 | 9 | | 30 |
| Cl5-BZ#89/#84 | 64 | | 68 | | 40-140 | 6 | | 30 |
| Cl5-BZ#101/#90 | 62 | | 71 | | 40-140 | 14 | | 30 |
| Cl4-BZ#56 | 64 | | 69 | | 40-140 | 8 | | 30 |
| Cl5-BZ#113 | 65 | | 71 | | 40-140 | 9 | | 30 |
| Cl5-BZ#99 | 66 | | 75 | | 40-140 | 13 | | 30 |
| Cl6-BZ#150 | 63 | | 69 | | 40-140 | 9 | | 30 |
| Cl4-BZ#60 | 66 | | 71 | | 40-140 | 7 | | 30 |
| Cl6-BZ#152 | 66 | | 70 | | 40-140 | 6 | | 30 |
| Cl5-BZ#119 | 67 | | 72 | | 40-140 | 7 | | 30 |
| Cl5-BZ#83/#125/#112 | 67 | | 73 | | 40-140 | 9 | | 30 |
| Cl5-BZ#86/#109 | 62 | | 66 | | 40-140 | 6 | | 30 |
| Cl6-BZ#145 | 62 | | 67 | | 40-140 | 8 | | 30 |

# Lab Control Sample Analysis
## Batch Quality Control

**Project Name:** NEW BEDFORD HARBOR-LTM
**Project Number:** 60597627

**Lab Number:** L2039823
**Report Date:** 10/13/20

| Parameter | LCS %Recovery | Qual | LCSD %Recovery | Qual | %Recovery Limits | RPD | Qual | RPD Limits |
|---|---|---|---|---|---|---|---|---|
| PCB Congeners/Homologs - Mansfield Lab Associated sample(s): 01-09 Batch: WG1416503-2 WG1416503-3 | | | | | | | | |
| Cl5-BZ#97 | 63 | | 68 | | 40-140 | 8 | | 30 |
| Cl6-BZ#148 | 68 | | 73 | | 40-140 | 7 | | 30 |
| Cl4-BZ#79 | 73 | | 77 | | 40-140 | 5 | | 30 |
| Cl5-BZ#116 | 71 | | 76 | | 40-140 | 7 | | 30 |
| Cl6-BZ#154-Cal | 68 | | 73 | | 40-140 | 7 | | 30 |
| Cl4-BZ#78 | 69 | | 74 | | 40-140 | 7 | | 30 |
| Cl5-BZ#87/#111 | 67 | | 71 | | 40-140 | 6 | | 30 |
| Cl6-BZ#136 | 62 | | 66 | | 40-140 | 6 | | 30 |
| Cl5-BZ#117 | 62 | | 72 | | 40-140 | 15 | | 30 |
| Cl5-BZ#115 | 68 | | 72 | | 40-140 | 6 | | 30 |
| Cl5-BZ#85 | 69 | | 74 | | 40-140 | 7 | | 30 |
| Cl5-BZ#120 | 68 | | 70 | | 40-140 | 3 | | 30 |
| Cl5-BZ#110 | 69 | | 75 | | 40-140 | 8 | | 30 |
| Cl4-BZ#81 | 72 | | 77 | | 40-140 | 7 | | 30 |
| Cl6-BZ#151 | 64 | | 73 | | 40-140 | 13 | | 30 |
| Cl6-BZ#135 | 63 | | 71 | | 40-140 | 12 | | 30 |
| Cl5-BZ#82 | 63 | | 70 | | 40-140 | 11 | | 30 |
| Cl6-BZ#144 | 65 | | 70 | | 40-140 | 7 | | 30 |
| Cl6-BZ#147/#149 | 65 | | 71 | | 40-140 | 9 | | 30 |
| Cl4-BZ#77 | 70 | | 76 | | 40-140 | 8 | | 30 |
| Cl6-BZ#143/#139 | 65 | | 70 | | 40-140 | 7 | | 30 |
| Cl5-BZ#124 | 64 | | 71 | | 40-140 | 10 | | 30 |
| Cl6-BZ#140 | 64 | | 69 | | 40-140 | 8 | | 30 |

# Lab Control Sample Analysis
## Batch Quality Control

**Project Name:** NEW BEDFORD HARBOR-LTM
**Project Number:** 60597627

**Lab Number:** L2039823
**Report Date:** 10/13/20

| Parameter | LCS %Recovery | Qual | LCSD %Recovery | Qual | %Recovery Limits | RPD | Qual | RPD Limits |
|---|---|---|---|---|---|---|---|---|
| PCB Congeners/Homologs - Mansfield Lab Associated sample(s): 01-09 Batch: WG1416503-2 WG1416503-3 | | | | | | | | |
| Cl5-BZ#108 | 70 | | 77 | | 40-140 | 10 | | 30 |
| Cl5-BZ#107/#123 | 66 | | 73 | | 40-140 | 10 | | 30 |
| Cl7-BZ#188-Cal/RTW | 64 | | 71 | | 40-140 | 10 | | 30 |
| Cl6-BZ#134 | 62 | | 66 | | 40-140 | 6 | | 30 |
| Cl5-BZ#106 | 65 | | 71 | | 40-140 | 9 | | 30 |
| Cl6-BZ#133 | 58 | | 67 | | 40-140 | 14 | | 30 |
| Cl6-BZ#142 | 76 | | 83 | | 40-140 | 9 | | 30 |
| Cl5-BZ#118 | 63 | | 71 | | 40-140 | 12 | | 30 |
| Cl6-BZ#131 | 64 | | 70 | | 40-140 | 9 | | 30 |
| Cl7-BZ#184 | 61 | | 68 | | 40-140 | 11 | | 30 |
| Cl6-BZ#165 | 63 | | 73 | | 40-140 | 15 | | 30 |
| Cl6-BZ#146 | 66 | | 74 | | 40-140 | 11 | | 30 |
| Cl6-BZ#161 | 65 | | 73 | | 40-140 | 12 | | 30 |
| Cl5-BZ#122 | 64 | | 72 | | 40-140 | 12 | | 30 |
| Cl6-BZ#168 | 70 | | 71 | | 40-140 | 1 | | 30 |
| Cl5-BZ#114 | 63 | | 70 | | 40-140 | 11 | | 30 |
| Cl6-BZ#153 | 59 | | 65 | | 40-140 | 10 | | 30 |
| Cl6-BZ#132 | 65 | | 70 | | 40-140 | 7 | | 30 |
| Cl7-BZ#179 | 64 | | 70 | | 40-140 | 9 | | 30 |
| Cl6-BZ#141 | 70 | | 72 | | 40-140 | 3 | | 30 |
| Cl7-BZ#176 | 65 | | 69 | | 40-140 | 6 | | 30 |
| Cl5-BZ#105 | 70 | | 77 | | 40-140 | 10 | | 30 |
| Cl6-BZ#137 | 72 | | 78 | | 40-140 | 8 | | 30 |

# Lab Control Sample Analysis
## Batch Quality Control

**Project Name:** NEW BEDFORD HARBOR-LTM
**Project Number:** 60597627

**Lab Number:** L2039823
**Report Date:** 10/13/20

| Parameter | LCS %Recovery | Qual | LCSD %Recovery | Qual | %Recovery Limits | RPD | Qual | RPD Limits |
|---|---|---|---|---|---|---|---|---|
| PCB Congeners/Homologs - Mansfield Lab Associated sample(s): 01-09 Batch: WG1416503-2 WG1416503-3 | | | | | | | | |
| Cl5-BZ#127 | 63 | | 70 | | 40-140 | 11 | | 30 |
| Cl7-BZ#186 | 58 | | 65 | | 40-140 | 11 | | 30 |
| Cl6-BZ#130/#164 | 68 | | 74 | | 40-140 | 8 | | 30 |
| Cl7-BZ#178 | 68 | | 76 | | 40-140 | 11 | | 30 |
| Cl6-BZ#138 | 69 | | 78 | | 40-140 | 12 | | 30 |
| Cl6-BZ#163/#160 | 68 | | 74 | | 40-140 | 8 | | 30 |
| Cl6-BZ#129/#158 | 66 | | 71 | | 40-140 | 7 | | 30 |
| Cl7-BZ#182/#175 | 65 | | 70 | | 40-140 | 7 | | 30 |
| Cl7-BZ#187 | 68 | | 75 | | 40-140 | 10 | | 30 |
| Cl7-BZ#183 | 70 | | 76 | | 40-140 | 8 | | 30 |
| Cl6-BZ#166 | 73 | | 79 | | 40-140 | 8 | | 30 |
| Cl6-BZ#159 | 69 | | 73 | | 40-140 | 6 | | 30 |
| Cl5-BZ#126 | 71 | | 76 | | 40-140 | 7 | | 30 |
| Cl7-BZ#185 | 68 | | 73 | | 40-140 | 7 | | 30 |
| Cl6-BZ#162 | 70 | | 77 | | 40-140 | 10 | | 30 |
| Cl7-BZ#174 | 65 | | 68 | | 40-140 | 5 | | 30 |
| Cl6-BZ#128 | 63 | | 69 | | 40-140 | 9 | | 30 |
| Cl8-BZ#202 | 62 | | 68 | | 40-140 | 9 | | 30 |
| Cl6-BZ#167 | 68 | | 74 | | 40-140 | 8 | | 30 |
| Cl7-BZ#181 | 66 | | 72 | | 40-140 | 9 | | 30 |
| Cl7-BZ#177 | 65 | | 72 | | 40-140 | 10 | | 30 |
| Cl8-BZ#204/#200-CAL | 64 | | 70 | | 40-140 | 9 | | 30 |
| Cl7-BZ#171 | 68 | | 74 | | 40-140 | 8 | | 30 |

# Lab Control Sample Analysis
## Batch Quality Control

**Project Name:** NEW BEDFORD HARBOR-LTM
**Project Number:** 60597627

**Lab Number:** L2039823
**Report Date:** 10/13/20

| Parameter | LCS %Recovery | Qual | LCSD %Recovery | Qual | %Recovery Limits | RPD | Qual | RPD Limits |
|---|---|---|---|---|---|---|---|---|
| PCB Congeners/Homologs - Mansfield Lab Associated sample(s): 01-09 Batch: WG1416503-2 WG1416503-3 | | | | | | | | |
| Cl7-BZ#173 | 64 | | 68 | | 40-140 | 6 | | 30 |
| Cl8-BZ#197 | 67 | | 72 | | 40-140 | 7 | | 30 |
| Cl7-BZ#172 | 71 | | 76 | | 40-140 | 7 | | 30 |
| Cl7-BZ#192 | 67 | | 72 | | 40-140 | 7 | | 30 |
| Cl6-BZ#156 | 70 | | 73 | | 40-140 | 4 | | 30 |
| Cl6-BZ#157 | 65 | | 70 | | 40-140 | 7 | | 30 |
| Cl7-BZ#180 | 59 | | 63 | | 40-140 | 7 | | 30 |
| Cl7-BZ#193 | 64 | | 68 | | 40-140 | 6 | | 30 |
| Cl8-BZ#199 | 65 | | 70 | | 40-140 | 7 | | 30 |
| Cl7-BZ#191 | 71 | | 74 | | 40-140 | 4 | | 30 |
| Cl8-BZ#198 | 67 | | 74 | | 40-140 | 10 | | 30 |
| Cl8-BZ#201 | 69 | | 76 | | 40-140 | 10 | | 30 |
| Cl7-BZ#170 | 73 | | 79 | | 40-140 | 8 | | 30 |
| Cl7-BZ#190 | 65 | | 71 | | 40-140 | 9 | | 30 |
| Cl8-BZ#196 | 69 | | 78 | | 40-140 | 12 | | 30 |
| Cl8-BZ#203 | 63 | | 69 | | 40-140 | 9 | | 30 |
| Cl6-BZ#169 | 78 | | 81 | | 40-140 | 4 | | 30 |
| Cl9-BZ#208 | 68 | | 74 | | 40-140 | 8 | | 30 |
| Cl9-BZ#207 | 69 | | 75 | | 40-140 | 8 | | 30 |
| Cl7-BZ#189 | 76 | | 82 | | 40-140 | 8 | | 30 |
| Cl8-BZ#195 | 67 | | 74 | | 40-140 | 10 | | 30 |
| Cl8-BZ#194 | 75 | | 81 | | 40-140 | 8 | | 30 |
| Cl8-BZ#205 | 75 | | 82 | | 40-140 | 9 | | 30 |

# Lab Control Sample Analysis

## Batch Quality Control

**Project Name:** NEW BEDFORD HARBOR-LTM

**Project Number:** 60597627

**Lab Number:** L2039823

**Report Date:** 10/13/20

| Parameter | LCS %Recovery | Qual | LCSD %Recovery | Qual | %Recovery Limits | RPD | Qual | RPD Limits |
|---|---|---|---|---|---|---|---|---|
| PCB Congeners/Homologs - Mansfield Lab Associated sample(s): 01-09 Batch: WG1416503-2 WG1416503-3 | | | | | | | | |
| Cl9-BZ#206-Cal/RTW | 73 | | 77 | | 40-140 | 5 | | 30 |
| Cl10-BZ#209-Cal/RTW | 70 | | 72 | | 40-140 | 3 | | 30 |

| Surrogate | LCS %Recovery | Qual | LCSD %Recovery | Qual | Acceptance Criteria |
|---|---|---|---|---|---|
| Cl3-BZ#19-C13 (surr) | 61 | | 64 | | 50-125 |
| Cl8-BZ#202-C13 (surr) | 67 | | 68 | | 50-125 |

**Project Name:** NEW BEDFORD HARBOR-LTM **Lab Number:** L2039823

**Project Number:** 60597627 **Report Date:** 10/13/20

## S.R.M. Standard Quality Control

Standard Reference Material (SRM): WG1416503-4

| Parameter | % Recovery | Qual | QC Criteria |
|---|---|---|---|
| Cl2-BZ#8 | 82 | | 40-140 |
| Cl3-BZ#18 | 89 | | 40-140 |
| Cl3-BZ#-31 | 84 | | 40-140 |
| Cl3-BZ#28 | 86 | | 40-140 |
| Cl4-BZ#52 | 75 | | 40-140 |
| Cl4-BZ#49 | 85 | | 40-140 |
| Cl4-BZ#44 | 83 | | 40-140 |
| Cl5-BZ#121/#95/#88 | 51 | | 40-140 |
| Cl4-BZ#66 | 73 | | 40-140 |
| Cl5-BZ#101/#90 | 78 | | 40-140 |
| Cl5-BZ#99 | 64 | | 40-140 |
| Cl5-BZ#87/#111 | 63 | | 40-140 |
| Cl5-BZ#110 | 84 | | 40-140 |
| Cl6-BZ#151 | 76 | | 40-140 |
| Cl6-BZ#147/#149 | 88 | | 40-140 |
| Cl5-BZ#118 | 76 | | 40-140 |
| Cl6-BZ#153 | 67 | | 40-140 |
| Cl5-BZ#105 | 80 | | 40-140 |
| Cl6-BZ#138 | 62 | | 40-140 |
| Cl7-BZ#187 | 83 | | 40-140 |
| Cl7-BZ#183 | 89 | | 40-140 |
| Cl6-BZ#128 | 115 | | 40-140 |
| Cl6-BZ#156 | 107 | | 40-140 |
| Cl7-BZ#180 | 67 | | 40-140 |
| Cl7-BZ#170 | 72 | | 40-140 |
| Cl8-BZ#195 | 102 | | 40-140 |
| Cl8-BZ#194 | 94 | | 40-140 |
| Cl9-BZ#206 | 80 | | 40-140 |
| Cl10-BZ#209 | 93 | | 40-140 |
| Cl3-BZ#19-C13 (Surrogate) | 77 | | 50-125 |
| Cl8-BZ#202-C13 (Surrogate) | 78 | | 50-125 |

# INORGANICS
# &
# MISCELLANEOUS

**Project Name:** NEW BEDFORD HARBOR-LTM
**Project Number:** 60597627
**Lab Number:** L2039823
**Report Date:** 10/13/20

## SAMPLE RESULTS

Lab ID: L2039823-01
Client ID: S-105-20FSP20-01
Sample Location: NEW BEDFORD, MA
Date Collected: 09/21/20 09:25
Date Received: 09/22/20
Field Prep: Not Specified

Sample Depth:
Matrix: Sediment

| Parameter | Result | Qualifier | Units | RL | MDL | Dilution Factor | Date Prepared | Date Analyzed | Analytical Method | Analyst |
|---|---|---|---|---|---|---|---|---|---|---|
| **Total Organic Carbon - Mansfield Lab** | | | | | | | | | | |
| Total Organic Carbon (Rep1) | 5.33 | | % | 0.010 | 0.010 | 1 | - | 10/12/20 11:00 | 1,9060A | SP |
| Total Organic Carbon (Rep2) | 4.80 | | % | 0.010 | 0.010 | 1 | - | 10/12/20 11:00 | 1,9060A | SP |
| Total Organic Carbon (Average) | 5.07 | | % | 0.010 | 0.010 | 1 | - | 10/12/20 11:00 | 1,9060A | SP |
| **General Chemistry - Mansfield Lab** | | | | | | | | | | |
| Solids, Total | 94.9 | | % | 0.100 | 0.100 | 1 | - | 09/30/20 11:31 | 121,2540G | JW |

**Project Name:** NEW BEDFORD HARBOR-LTM
**Project Number:** 60597627

**Lab Number:** L2039823
**Report Date:** 10/13/20

## SAMPLE RESULTS

Lab ID: L2039823-02
Client ID: S-108-20FSP20-01
Sample Location: NEW BEDFORD, MA

Date Collected: 09/21/20 09:29
Date Received: 09/22/20
Field Prep: Not Specified

Sample Depth:
Matrix: Sediment

| Parameter | Result | Qualifier | Units | RL | MDL | Dilution Factor | Date Prepared | Date Analyzed | Analytical Method | Analyst |
|---|---|---|---|---|---|---|---|---|---|---|
| **Total Organic Carbon - Mansfield Lab** | | | | | | | | | | |
| Total Organic Carbon (Rep1) | 4.98 | | % | 0.010 | 0.010 | 1 | - | 10/12/20 11:00 | 1,9060A | SP |
| Total Organic Carbon (Rep2) | 5.08 | | % | 0.010 | 0.010 | 1 | - | 10/12/20 11:00 | 1,9060A | SP |
| Total Organic Carbon (Average) | 5.03 | | % | 0.010 | 0.010 | 1 | - | 10/12/20 11:00 | 1,9060A | SP |
| **General Chemistry - Mansfield Lab** | | | | | | | | | | |
| Solids, Total | 94.0 | | % | 0.100 | 0.100 | 1 | - | 09/30/20 11:31 | 121,2540G | JW |

**Project Name:** NEW BEDFORD HARBOR-LTM
**Project Number:** 60597627

**Lab Number:** L2039823
**Report Date:** 10/13/20

## SAMPLE RESULTS

Lab ID: L2039823-03
Client ID: S-109-20FSP20-01
Sample Location: NEW BEDFORD, MA

Date Collected: 09/21/20 11:02
Date Received: 09/22/20
Field Prep: Not Specified

Sample Depth:
Matrix: Sediment

| Parameter | Result | Qualifier | Units | RL | MDL | Dilution Factor | Date Prepared | Date Analyzed | Analytical Method | Analyst |
|---|---|---|---|---|---|---|---|---|---|---|
| **Total Organic Carbon - Mansfield Lab** | | | | | | | | | | |
| Total Organic Carbon (Rep1) | 4.56 | | % | 0.010 | 0.010 | 1 | - | 10/12/20 11:00 | 1,9060A | SP |
| Total Organic Carbon (Rep2) | 4.55 | | % | 0.010 | 0.010 | 1 | - | 10/12/20 11:00 | 1,9060A | SP |
| Total Organic Carbon (Average) | 4.55 | | % | 0.010 | 0.010 | 1 | - | 10/12/20 11:00 | 1,9060A | SP |
| **General Chemistry - Mansfield Lab** | | | | | | | | | | |
| Solids, Total | 94.5 | | % | 0.100 | 0.100 | 1 | - | 09/30/20 11:31 | 121,2540G | JW |

**Project Name:** NEW BEDFORD HARBOR-LTM
**Project Number:** 60597627

**Lab Number:** L2039823
**Report Date:** 10/13/20

## SAMPLE RESULTS

Lab ID: L2039823-04
Client ID: S-111-20FSP20-01
Sample Location: NEW BEDFORD, MA

Date Collected: 09/21/20 11:30
Date Received: 09/22/20
Field Prep: Not Specified

Sample Depth:
Matrix: Sediment

| Parameter | Result | Qualifier | Units | RL | MDL | Dilution Factor | Date Prepared | Date Analyzed | Analytical Method | Analyst |
|---|---|---|---|---|---|---|---|---|---|---|
| **Total Organic Carbon - Mansfield Lab** | | | | | | | | | | |
| Total Organic Carbon (Rep1) | 5.33 | | % | 0.010 | 0.010 | 1 | - | 10/12/20 11:00 | 1,9060A | SP |
| Total Organic Carbon (Rep2) | 5.26 | | % | 0.010 | 0.010 | 1 | - | 10/12/20 11:00 | 1,9060A | SP |
| Total Organic Carbon (Average) | 5.30 | | % | 0.010 | 0.010 | 1 | - | 10/12/20 11:00 | 1,9060A | SP |
| **General Chemistry - Mansfield Lab** | | | | | | | | | | |
| Solids, Total | 94.0 | | % | 0.100 | 0.100 | 1 | - | 09/30/20 11:31 | 121,2540G | JW |

**Project Name:** NEW BEDFORD HARBOR-LTM
**Project Number:** 60597627

**Lab Number:** L2039823
**Report Date:** 10/13/20

## SAMPLE RESULTS

Lab ID: L2039823-05
Client ID: S-114-20FSP20-01
Sample Location: NEW BEDFORD, MA

Date Collected: 09/21/20 12:23
Date Received: 09/22/20
Field Prep: Not Specified

Sample Depth:
Matrix: Sediment

| Parameter | Result | Qualifier | Units | RL | MDL | Dilution Factor | Date Prepared | Date Analyzed | Analytical Method | Analyst |
|---|---|---|---|---|---|---|---|---|---|---|
| **Total Organic Carbon - Mansfield Lab** | | | | | | | | | | |
| Total Organic Carbon (Rep1) | 4.57 | | % | 0.010 | 0.010 | 1 | - | 10/12/20 11:00 | 1,9060A | SP |
| Total Organic Carbon (Rep2) | 4.58 | | % | 0.010 | 0.010 | 1 | - | 10/12/20 11:00 | 1,9060A | SP |
| Total Organic Carbon (Average) | 4.58 | | % | 0.010 | 0.010 | 1 | - | 10/12/20 11:00 | 1,9060A | SP |
| **General Chemistry - Mansfield Lab** | | | | | | | | | | |
| Solids, Total | 94.5 | | % | 0.100 | 0.100 | 1 | - | 09/30/20 11:31 | 121,2540G | JW |

**Project Name:** NEW BEDFORD HARBOR-LTM
**Project Number:** 60597627

**Lab Number:** L2039823
**Report Date:** 10/13/20

## SAMPLE RESULTS

Lab ID: L2039823-06
Client ID: S-115-20FSP20-01
Sample Location: NEW BEDFORD, MA

Date Collected: 09/21/20 13:15
Date Received: 09/22/20
Field Prep: Not Specified

Sample Depth:
Matrix: Sediment

| Parameter | Result | Qualifier | Units | RL | MDL | Dilution Factor | Date Prepared | Date Analyzed | Analytical Method | Analyst |
|---|---|---|---|---|---|---|---|---|---|---|
| **Total Organic Carbon - Mansfield Lab** | | | | | | | | | | |
| Total Organic Carbon (Rep1) | 4.14 | | % | 0.010 | 0.010 | 1 | - | 10/12/20 11:00 | 1,9060A | SP |
| Total Organic Carbon (Rep2) | 3.93 | | % | 0.010 | 0.010 | 1 | - | 10/12/20 11:00 | 1,9060A | SP |
| Total Organic Carbon (Average) | 4.03 | | % | 0.010 | 0.010 | 1 | - | 10/12/20 11:00 | 1,9060A | SP |
| **General Chemistry - Mansfield Lab** | | | | | | | | | | |
| Solids, Total | 95.3 | | % | 0.100 | 0.100 | 1 | - | 09/30/20 11:31 | 121,2540G | JW |

**Project Name:** NEW BEDFORD HARBOR-LTM
**Project Number:** 60597627

**Lab Number:** L2039823
**Report Date:** 10/13/20

## SAMPLE RESULTS

Lab ID: L2039823-07
Client ID: S-117-20FSP20-01
Sample Location: NEW BEDFORD, MA

Date Collected: 09/21/20 14:03
Date Received: 09/22/20
Field Prep: Not Specified

Sample Depth:
Matrix: Sediment

| Parameter | Result | Qualifier | Units | RL | MDL | Dilution Factor | Date Prepared | Date Analyzed | Analytical Method | Analyst |
|---|---|---|---|---|---|---|---|---|---|---|
| **Total Organic Carbon - Mansfield Lab** | | | | | | | | | | |
| Total Organic Carbon (Rep1) | 4.10 | | % | 0.010 | 0.010 | 1 | - | 10/12/20 11:00 | 1,9060A | SP |
| Total Organic Carbon (Rep2) | 4.08 | | % | 0.010 | 0.010 | 1 | - | 10/12/20 11:00 | 1,9060A | SP |
| Total Organic Carbon (Average) | 4.09 | | % | 0.010 | 0.010 | 1 | - | 10/12/20 11:00 | 1,9060A | SP |
| **General Chemistry - Mansfield Lab** | | | | | | | | | | |
| Solids, Total | 95.0 | | % | 0.100 | 0.100 | 1 | - | 09/30/20 11:31 | 121,2540G | JW |

**Project Name:** NEW BEDFORD HARBOR-LTM
**Project Number:** 60597627

**Lab Number:** L2039823
**Report Date:** 10/13/20

## SAMPLE RESULTS

Lab ID: L2039823-08
Client ID: S-120-20FSP20-01
Sample Location: NEW BEDFORD, MA

Date Collected: 09/21/20 14:55
Date Received: 09/22/20
Field Prep: Not Specified

Sample Depth:
Matrix: Sediment

| Parameter | Result | Qualifier | Units | RL | MDL | Dilution Factor | Date Prepared | Date Analyzed | Analytical Method | Analyst |
|---|---|---|---|---|---|---|---|---|---|---|
| **Total Organic Carbon - Mansfield Lab** | | | | | | | | | | |
| Total Organic Carbon (Rep1) | 6.14 | | % | 0.010 | 0.010 | 1 | - | 10/12/20 11:00 | 1,9060A | SP |
| Total Organic Carbon (Rep2) | 6.29 | | % | 0.010 | 0.010 | 1 | - | 10/12/20 11:00 | 1,9060A | SP |
| Total Organic Carbon (Average) | 6.21 | | % | 0.010 | 0.010 | 1 | - | 10/12/20 11:00 | 1,9060A | SP |
| **General Chemistry - Mansfield Lab** | | | | | | | | | | |
| Solids, Total | 93.8 | | % | 0.100 | 0.100 | 1 | - | 09/30/20 11:31 | 121,2540G | JW |

**Project Name:** NEW BEDFORD HARBOR-LTM
**Project Number:** 60597627

**Lab Number:** L2039823
**Report Date:** 10/13/20

## SAMPLE RESULTS

Lab ID: L2039823-09
Client ID: S-121-20FSP20-01
Sample Location: NEW BEDFORD, MA

Date Collected: 09/21/20 15:28
Date Received: 09/22/20
Field Prep: Not Specified

Sample Depth:
Matrix: Sediment

| Parameter | Result | Qualifier | Units | RL | MDL | Dilution Factor | Date Prepared | Date Analyzed | Analytical Method | Analyst |
|---|---|---|---|---|---|---|---|---|---|---|
| **Total Organic Carbon - Mansfield Lab** | | | | | | | | | | |
| Total Organic Carbon (Rep1) | 4.13 | | % | 0.010 | 0.010 | 1 | - | 10/12/20 11:00 | 1,9060A | SP |
| Total Organic Carbon (Rep2) | 3.92 | | % | 0.010 | 0.010 | 1 | - | 10/12/20 11:00 | 1,9060A | SP |
| Total Organic Carbon (Average) | 4.02 | | % | 0.010 | 0.010 | 1 | - | 10/12/20 11:00 | 1,9060A | SP |
| **General Chemistry - Mansfield Lab** | | | | | | | | | | |
| Solids, Total | 94.3 | | % | 0.100 | 0.100 | 1 | - | 09/30/20 11:31 | 121,2540G | JW |

**Project Name:** NEW BEDFORD HARBOR-LTM **Lab Number:** L2039823

**Project Number:** 60597627 **Report Date:** 10/13/20

# Method Blank Analysis
## Batch Quality Control

| Parameter | Result | Qualifier | Units | RL | MDL | Dilution Factor | Date Prepared | Date Analyzed | Analytical Method | Analyst |
|---|---|---|---|---|---|---|---|---|---|---|
| Total Organic Carbon - Mansfield Lab for sample(s): 01-09 Batch: WG1418729-1 | | | | | | | | | | |
| Total Organic Carbon (Rep1) | ND | | % | 0.010 | 0.010 | 1 | - | 10/12/20 11:00 | 1,9060A | SP |
| Total Organic Carbon (Rep2) | ND | | % | 0.010 | 0.010 | 1 | - | 10/12/20 11:00 | 1,9060A | SP |
| Total Organic Carbon (Average) | ND | | % | 0.010 | 0.010 | 1 | - | 10/12/20 11:00 | 1,9060A | SP |

# Lab Control Sample Analysis

## Batch Quality Control

**Project Name:** NEW BEDFORD HARBOR-LTM

**Project Number:** 60597627

**Lab Number:** L2039823

**Report Date:** 10/13/20

| Parameter | LCS %Recovery | Qual | LCSD %Recovery | Qual | %Recovery Limits | RPD | Qual | RPD Limits |
|---|---|---|---|---|---|---|---|---|
| Total Organic Carbon - Mansfield Lab Associated sample(s): 01-09 Batch: WG1418729-2 | | | | | | | | |
| Total Organic Carbon (Rep1) | 117 | | - | | 75-125 | - | | 25 |
| Total Organic Carbon (Rep2) | 112 | | - | | 75-125 | - | | 25 |
| Total Organic Carbon (Average) | 114 | | - | | 75-125 | - | | 25 |

**Project Name:** NEW BEDFORD HARBOR-LTM
**Project Number:** 60597627

**Lab Number:** L2039823
**Report Date:** 10/13/20

## Sample Receipt and Container Information

Were project specific reporting limits specified? YES

### Cooler Information

| Cooler | Custody Seal |
|---|---|
| A | Absent |

### Container Information

| Container ID | Container Type | Cooler | Initial pH | Final pH | Temp deg C | Pres | Seal | Frozen Date/Time | Analysis(*) |
|---|---|---|---|---|---|---|---|---|---|
| L2039823-01A | Glass 120ml/4oz unpreserved | A | NA | | 4.9 | Y | Absent | | A2-AIRDRY(),A2-TOC-9060-2REPS(28) |
| L2039823-01X | Glass 250ml/8oz unpreserved | A | NA | | 4.9 | Y | Absent | | A2-TS(7),A2-PCB209-C/H-8270(14) |
| L2039823-02A | Glass 120ml/4oz unpreserved | A | NA | | 4.9 | Y | Absent | | A2-AIRDRY(),A2-TOC-9060-2REPS(28) |
| L2039823-02X | Glass 250ml/8oz unpreserved | A | NA | | 4.9 | Y | Absent | | A2-TS(7),A2-PCB209-C/H-8270(14) |
| L2039823-03A | Glass 120ml/4oz unpreserved | A | NA | | 4.9 | Y | Absent | | A2-AIRDRY(),A2-TOC-9060-2REPS(28) |
| L2039823-03X | Glass 250ml/8oz unpreserved | A | NA | | 4.9 | Y | Absent | | A2-TS(7),A2-PCB209-C/H-8270(14) |
| L2039823-04A | Glass 120ml/4oz unpreserved | A | NA | | 4.9 | Y | Absent | | A2-AIRDRY(),A2-TOC-9060-2REPS(28) |
| L2039823-04X | Glass 250ml/8oz unpreserved | A | NA | | 4.9 | Y | Absent | | A2-TS(7),A2-PCB209-C/H-8270(14) |
| L2039823-05A | Glass 120ml/4oz unpreserved | A | NA | | 4.9 | Y | Absent | | A2-AIRDRY(),A2-TOC-9060-2REPS(28) |
| L2039823-05X | Glass 250ml/8oz unpreserved | A | NA | | 4.9 | Y | Absent | | A2-TS(7),A2-PCB209-C/H-8270(14) |
| L2039823-06A | Glass 120ml/4oz unpreserved | A | NA | | 4.9 | Y | Absent | | A2-AIRDRY(),A2-TOC-9060-2REPS(28) |
| L2039823-06X | Glass 250ml/8oz unpreserved | A | NA | | 4.9 | Y | Absent | | A2-TS(7),A2-PCB209-C/H-8270(14) |
| L2039823-07A | Glass 120ml/4oz unpreserved | A | NA | | 4.9 | Y | Absent | | A2-AIRDRY(),A2-TOC-9060-2REPS(28) |
| L2039823-07X | Glass 250ml/8oz unpreserved | A | NA | | 4.9 | Y | Absent | | A2-TS(7),A2-PCB209-C/H-8270(14) |
| L2039823-08A | Glass 120ml/4oz unpreserved | A | NA | | 4.9 | Y | Absent | | A2-AIRDRY(),A2-TOC-9060-2REPS(28) |
| L2039823-08X | Glass 250ml/8oz unpreserved | A | NA | | 4.9 | Y | Absent | | A2-TS(7),A2-PCB209-C/H-8270(14) |
| L2039823-09A | Glass 120ml/4oz unpreserved | A | NA | | 4.9 | Y | Absent | | A2-AIRDRY(),A2-TOC-9060-2REPS(28) |
| L2039823-09X | Glass 250ml/8oz unpreserved | A | NA | | 4.9 | Y | Absent | | A2-TS(7),A2-PCB209-C/H-8270(14) |

*Values in parentheses indicate holding time in days

| | | | |
|---|---|---|---|
| **Project Name:** | NEW BEDFORD HARBOR-LTM | **Lab Number:** | L2039823 |
| **Project Number:** | 60597627 | **Report Date:** | 10/13/20 |

## GLOSSARY

***Acronyms***

| | |
|---|---|
| DL | - Detection Limit: This value represents the level to which target analyte concentrations are reported as estimated values, when those target analyte concentrations are quantified below the limit of quantitation (LOQ). The DL includes any adjustments from dilutions, concentrations or moisture content, where applicable. (DoD report formats only.) |
| EDL | - Estimated Detection Limit: This value represents the level to which target analyte concentrations are reported as estimated values, when those target analyte concentrations are quantified below the reporting limit (RL). The EDL includes any adjustments from dilutions, concentrations or moisture content, where applicable. The use of EDLs is specific to the analysis of PAHs using Solid-Phase Microextraction (SPME). |
| EMPC | - Estimated Maximum Possible Concentration: The concentration that results from the signal present at the retention time of an analyte when the ions meet all of the identification criteria except the ion abundance ratio criteria. An EMPC is a worst-case estimate of the concentration. |
| EPA | - Environmental Protection Agency. |
| LCS | - Laboratory Control Sample: A sample matrix, free from the analytes of interest, spiked with verified known amounts of analytes or a material containing known and verified amounts of analytes. |
| LCSD | - Laboratory Control Sample Duplicate: Refer to LCS. |
| LFB | - Laboratory Fortified Blank: A sample matrix, free from the analytes of interest, spiked with verified known amounts of analytes or a material containing known and verified amounts of analytes. |
| LOD | - Limit of Detection: This value represents the level to which a target analyte can reliably be detected for a specific analyte in a specific matrix by a specific method. The LOD includes any adjustments from dilutions, concentrations or moisture content, where applicable. (DoD report formats only.) |
| LOQ | - Limit of Quantitation: The value at which an instrument can accurately measure an analyte at a specific concentration. The LOQ includes any adjustments from dilutions, concentrations or moisture content, where applicable. (DoD report formats only.)<br><br>Limit of Quantitation: The value at which an instrument can accurately measure an analyte at a specific concentration. The LOQ includes any adjustments from dilutions, concentrations or moisture content, where applicable. (DoD report formats only.) |
| MDL | - Method Detection Limit: This value represents the level to which target analyte concentrations are reported as estimated values, when those target analyte concentrations are quantified below the reporting limit (RL). The MDL includes any adjustments from dilutions, concentrations or moisture content, where applicable. |
| MS | - Matrix Spike Sample: A sample prepared by adding a known mass of target analyte to a specified amount of matrix sample for which an independent estimate of target analyte concentration is available. For Method 332.0, the spike recovery is calculated using the native concentration, including estimated values. |
| MSD | - Matrix Spike Sample Duplicate: Refer to MS. |
| NA | - Not Applicable. |
| NC | - Not Calculated: Term is utilized when one or more of the results utilized in the calculation are non-detect at the parameter's reporting unit. |
| NDPA/DPA | - N-Nitrosodiphenylamine/Diphenylamine. |
| NI | - Not Ignitable. |
| NP | - Non-Plastic: Term is utilized for the analysis of Atterberg Limits in soil. |
| NR | - No Results: Term is utilized when 'No Target Compounds Requested' is reported for the analysis of Volatile or Semivolatile Organic TIC only requests. |
| RL | - Reporting Limit: The value at which an instrument can accurately measure an analyte at a specific concentration. The RL includes any adjustments from dilutions, concentrations or moisture content, where applicable. |
| RPD | - Relative Percent Difference: The results from matrix and/or matrix spike duplicates are primarily designed to assess the precision of analytical results in a given matrix and are expressed as relative percent difference (RPD). Values which are less than five times the reporting limit for any individual parameter are evaluated by utilizing the absolute difference between the values; although the RPD value will be provided in the report. |
| SRM | - Standard Reference Material: A reference sample of a known or certified value that is of the same or similar matrix as the associated field samples. |
| STLP | - Semi-dynamic Tank Leaching Procedure per EPA Method 1315. |
| TEF | - Toxic Equivalency Factors: The values assigned to each dioxin and furan to evaluate their toxicity relative to 2,3,7,8-TCDD. |
| TEQ | - Toxic Equivalent: The measure of a sample's toxicity derived by multiplying each dioxin and furan by its corresponding TEF and then summing the resulting values. |
| TIC | - Tentatively Identified Compound: A compound that has been identified to be present and is not part of the target compound list (TCL) for the method and/or program. All TICs are qualitatively identified and reported as estimated concentrations. |

*Report Format: DU Report with 'J' Qualifiers*

| | | | |
|---|---|---|---|
| **Project Name:** | NEW BEDFORD HARBOR-LTM | **Lab Number:** | L2039823 |
| **Project Number:** | 60597627 | **Report Date:** | 10/13/20 |

***Footnotes***

1 - The reference for this analyte should be considered modified since this analyte is absent from the target analyte list of the original method.

***Terms***

Analytical Method: Both the document from which the method originates and the analytical reference method. (Example: EPA 8260B is shown as 1,8260B.) The codes for the reference method documents are provided in the References section of the Addendum.

Difference: With respect to Total Oxidizable Precursor (TOP) Assay analysis, the difference is defined as the Post-Treatment value minus the Pre-Treatment value.

Final pH: As it pertains to Sample Receipt & Container Information section of the report, Final pH reflects pH of container determined after adjustment at the laboratory, if applicable. If no adjustment required, value reflects Initial pH.

Frozen Date/Time: With respect to Volatile Organics in soil, Frozen Date/Time reflects the date/time at which associated Reagent Water-preserved vials were initially frozen. Note: If frozen date/time is beyond 48 hours from sample collection, value will be reflected in 'bold'.

Initial pH: As it pertains to Sample Receipt & Container Information section of the report, Initial pH reflects pH of container determined upon receipt, if applicable.

PAH Total: With respect to Alkylated PAH analyses, the 'PAHs, Total' result is defined as the summation of results for all or a subset of the following compounds: Naphthalene, C1-C4 Naphthalenes, 2-Methylnaphthalene, 1-Methylnaphthalene, Biphenyl, Acenaphthylene, Acenaphthene, Fluorene, C1-C3 Fluorenes, Phenanthrene, C1-C4 Phenanthrenes/Anthracenes, Anthracene, Fluoranthene, Pyrene, C1-C4 Fluoranthenes/Pyrenes, Benz(a)anthracene, Chrysene, C1-C4 Chrysenes, Benzo(b)fluoranthene, Benzo(j)+(k)fluoranthene, Benzo(e)pyrene, Benzo(a)pyrene, Perylene, Indeno(1,2,3-cd)pyrene, Dibenz(ah)+(ac)anthracene, Benzo(g,h,i)perylene. If a 'Total' result is requested, the results of its individual components will also be reported.

PFAS Total: With respect to PFAS analyses, the 'PFAS, Total (5)' result is defined as the summation of results for: PFHpA, PFHxS, PFOA, PFNA and PFOS. If a 'Total' result is requested, the results of its individual components will also be reported.

The target compound Chlordane (CAS No. 57-74-9) is reported for GC ECD analyses. Per EPA,this compound "refers to a mixture of chlordane isomers, other chlorinated hydrocarbons and numerous other components." (Reference: USEPA Toxicological Review of Chlordane, In Support of Summary Information on the Integrated Risk Information System (IRIS), December 1997.)

Total: With respect to Organic analyses, a 'Total' result is defined as the summation of results for individual isomers or Aroclors. If a 'Total' result is requested, the results of its individual components will also be reported. This is applicable to 'Total' results for methods 8260, 8081 and 8082.

***Data Qualifiers***

**A** - Spectra identified as "Aldol Condensates" are byproducts of the extraction/concentration procedures when acetone is introduced in the process.

**B** - The analyte was detected above the reporting limit in the associated method blank. Flag only applies to associated field samples that have detectable concentrations of the analyte at less than ten times (10x) the concentration found in the blank. For MCP-related projects, flag only applies to associated field samples that have detectable concentrations of the analyte at less than ten times (10x) the concentration found in the blank. For DOD-related projects, flag only applies to associated field samples that have detectable concentrations of the analyte at less than ten times (10x) the concentration found in the blank AND the analyte was detected above one-half the reporting limit (or above the reporting limit for common lab contaminants) in the associated method blank. For NJ-Air-related projects, flag only applies to associated field samples that have detectable concentrations of the analyte above the reporting limit. For NJ-related projects (excluding Air), flag only applies to associated field samples that have detectable concentrations of the analyte, which was detected above the reporting limit in the associated method blank or above five times the reporting limit for common lab contaminants (Phthalates, Acetone, Methylene Chloride, 2-Butanone).

**C** - Co-elution: The target analyte co-elutes with a known lab standard (i.e. surrogate, internal standards, etc.) for co-extracted analyses.

**D** - Concentration of analyte was quantified from diluted analysis. Flag only applies to field samples that have detectable concentrations of the analyte.

**E** - Concentration of analyte exceeds the range of the calibration curve and/or linear range of the instrument.

**F** - The ratio of quantifier ion response to qualifier ion response falls outside of the laboratory criteria. Results are considered to be an estimated maximum concentration.

**G** - The concentration may be biased high due to matrix interferences (i.e, co-elution) with non-target compound(s). The result should be considered estimated.

**H** - The analysis of pH was performed beyond the regulatory-required holding time of 15 minutes from the time of sample collection.

**I** - The lower value for the two columns has been reported due to obvious interference.

**J** - Estimated value. The Target analyte concentration is below the quantitation limit (RL), but above the Method Detection Limit (MDL) or Estimated Detection Limit (EDL) for SPME-related analyses. This represents an estimated concentration for Tentatively Identified Compounds (TICs).

**M** - Reporting Limit (RL) exceeds the MCP CAM Reporting Limit for this analyte.

**ND** - Not detected at the method detection limit (MDL) for the sample, or estimated detection limit (EDL) for SPME-related analyses.

**NJ** - Presumptive evidence of compound. This represents an estimated concentration for Tentatively Identified Compounds (TICs), where

*Report Format: DU Report with 'J' Qualifiers*

| | | | |
|---|---|---|---|
| **Project Name:** | NEW BEDFORD HARBOR-LTM | **Lab Number:** | L2039823 |
| **Project Number:** | 60597627 | **Report Date:** | 10/13/20 |

***Data Qualifiers***

the identification is based on a mass spectral library search.

**P** - The RPD between the results for the two columns exceeds the method-specified criteria.

**Q** - The quality control sample exceeds the associated acceptance criteria. For DOD-related projects, LCS and/or Continuing Calibration Standard exceedences are also qualified on all associated sample results. Note: This flag is not applicable for matrix spike recoveries when the sample concentration is greater than 4x the spike added or for batch duplicate RPD when the sample concentrations are less than 5x the RL. (Metals only.)

**R** - Analytical results are from sample re-analysis.

**RE** - Analytical results are from sample re-extraction.

**S** - Analytical results are from modified screening analysis.

| | | | |
|---|---|---|---|
| **Project Name:** | NEW BEDFORD HARBOR-LTM | **Lab Number:** | L2039823 |
| **Project Number:** | 60597627 | **Report Date:** | 10/13/20 |

## REFERENCES


1 Test Methods for Evaluating Solid Waste: Physical/Chemical Methods. EPA SW-846. Third Edition. Updates I - VI, 2018.

105 Test Methods for Evaluating Solid Waste: Physical/Chemical Methods. EPA SW-846. Third Edition. Updates I - IIIA, 1997 in conjunction with NOAA Technical Memorandum NMFS-NWFSC-59: Extraction, Cleanup and GC/MS Analysis of Sediments and Tissues for Organic Contaminants, March 2004 and the Determination of Pesticides and PCBs in Water and Oil/Sediment by GC/MS: Method 680, EPA 01A0005295, November 1985.

121 Standard Methods for the Examination of Water and Wastewater. APHA-AWWA-WEF. Standard Methods Online.


## LIMITATION OF LIABILITIES

Alpha Analytical performs services with reasonable care and diligence normal to the analytical testing laboratory industry. In the event of an error, the sole and exclusive responsibility of Alpha Analytical shall be to re-perform the work at it's own expense. In no event shall Alpha Analytical be held liable for any incidental, consequential or special damages, including but not limited to, damages in any way connected with the use of, interpretation of, information or analysis provided by Alpha Analytical.

We strongly urge our clients to comply with EPA protocol regarding sample volume, preservation, cooling, containers, sampling procedures, holding time and splitting of samples in the field.

# Certification Information

**The following analytes are not included in our Primary NELAP Scope of Accreditation:**

**Westborough Facility**
**EPA 624/624.1:** m/p-xylene, o-xylene, Naphthalene
**EPA 8260C:** NPW: 1,2,4,5-Tetramethylbenzene; 4-Ethyltoluene, Azobenzene; SCM: Iodomethane (methyl iodide), 1,2,4,5-Tetramethylbenzene; 4-Ethyltoluene.
**EPA 8270D:** NPW: Dimethylnaphthalene,1,4-Diphenylhydrazine; SCM: Dimethylnaphthalene,1,4-Diphenylhydrazine.
**SM4500**: NPW: Amenable Cyanide; SCM: Total Phosphorus, TKN, NO2, NO3.

**Mansfield Facility**
**SM 2540D:** TSS
**EPA 8082A:** NPW: PCB: 1, 5, 31, 87,101, 110, 141, 151, 153, 180, 183, 187.
**EPA TO-15:** Halothane, 2,4,4-Trimethyl-2-pentene, 2,4,4-Trimethyl-1-pentene, Thiophene, 2-Methylthiophene, 3-Methylthiophene, 2-Ethylthiophene, 1,2,3-Trimethylbenzene, Indan, Indene, 1,2,4,5-Tetramethylbenzene, Benzothiophene, 1-Methylnaphthalene.
**EPA TO-12** Non-methane organics
**EPA 3C** Fixed gases
**Biological Tissue Matrix:** EPA 3050B

**The following analytes are included in our Massachusetts DEP Scope of Accreditation**

**Westborough Facility:**

***Drinking Water***
**EPA 300.0**: Chloride, Nitrate-N, Fluoride, Sulfate; **EPA 353.2**: Nitrate-N, Nitrite-N; **SM4500NO3-F**: Nitrate-N, Nitrite-N; **SM4500F-C, SM4500CN-CE, EPA 180.1, SM2130B, SM4500Cl-D, SM2320B, SM2540C, SM4500H-B, SM4500NO2-B**
**EPA 332**: Perchlorate; **EPA 524.2:** THMs and VOCs; **EPA 504.1:** EDB, DBCP.
**Microbiology**: **SM9215B; SM9223-P/A, SM9223B-Colilert-QT,SM9222D**.

***Non-Potable Water***
**SM4500H,B, EPA 120.1, SM2510B, SM2540C, SM2320B, SM4500CL-E, SM4500F-BC, SM4500NH3-BH:** Ammonia-N and Kjeldahl-N, **EPA 350.1**: Ammonia-N, **LACHAT 10-107-06-1-B**: Ammonia-N, **EPA 351.1, SM4500NO3-F, EPA 353.2**: Nitrate-N**, SM4500P-E, SM4500P-B, E, SM4500SO4-E, SM5220D, EPA 410.4, SM5210B, SM5310C, SM4500CL-D, EPA 1664, EPA 420.1, SM4500-CN-CE, SM2540D, EPA 300: Chloride, Sulfate, Nitrate.**
**EPA 624.1**: Volatile Halocarbons & Aromatics,
**EPA 608.3**: Chlordane, Toxaphene, Aldrin, alpha-BHC, beta-BHC, gamma-BHC, delta-BHC, Dieldrin, DDD, DDE, DDT, Endosulfan I, Endosulfan II, Endosulfan sulfate, Endrin, Endrin Aldehyde, Heptachlor, Heptachlor Epoxide, PCBs
**EPA 625.1**: SVOC (Acid/Base/Neutral Extractables), **EPA 600/4-81-045**: PCB-Oil.
**Microbiology**: **SM9223B-Colilert-QT; Enterolert-QT, SM9221E, EPA 1600, EPA 1603.**

**Mansfield Facility:**

***Drinking Water***
**EPA 200.7:** Al, Ba, Cd, Cr, Cu, Fe, Mn, Ni, Na, Ag, Ca, Zn. **EPA 200.8:** Al, Sb, As, Ba, Be, Cd, Cr, Cu, Pb, Mn, Ni, Se, Ag, TL, Zn. **EPA 245.1** Hg.
**EPA 522.**

***Non-Potable Water***
**EPA 200.7:** Al, Sb, As, Be, Cd, Ca, Cr, Co, Cu, Fe, Pb, Mg, Mn, Mo, Ni, K, Se, Ag, Na, Sr, TL, Ti, V, Zn.
**EPA 200.8:** Al, Sb**,** As, Be, Cd, Cr, Cu, Fe, Pb, Mn, Ni, K, Se, Ag, Na, TL, Zn.
**EPA 245.1** Hg.
**SM2340B**

For a complete listing of analytes and methods, please contact your Alpha Project Manager.

9/22/20 L2039823

**COC ID:** 20200921-Alpha **TURNAROUND TIME:** Standard **RUSH:**

| PROJECT/CLIENT INFO | | | |
|---|---|---|---|
| Facility Name | New Bedford Harbor - LTM | | |
| Project Number | | | |
| Department | | | |
| Address | 103 Sawyer St | | |
| City | New Bedford | State | MA |
| Postal Code | 02746 | Country | |
| Phone Number | | | |
| Project Manager | Will Humphries | | |
| Email Address | | | |

| LABORATORY | | | |
|---|---|---|---|
| Lab Name | Alpha Analytical Lab | | |
| Lab Contact | Liz Porta | | |
| Email | | | |
| Address | 320 Forbes Boulevard | | |
| City | Mansfield | State | MA |
| Postal Code | 02048 | Country | |
| Phone Number | | | |
| Quote Number | | | |
| PO Number | | | |

| OTHER INFO | |
|---|---|
| Email Invoice To | maura.surprenant@aecom.com |
| Invoice Reports | |
| Email Report To | helen.jones@aecom.com |
| Email Reports | |
| Shipping Company | AAL |
| Tracking Number | |
| Cooler Count | 1 |
| Cooler Description | |
| Sampler 2 | |
| Sampler 3 | |

**SAMPLE DETAILS** / **ANALYSIS REQUESTED** (Filtered - F: Field, L: Lab, FL: Field & Lab, N: None)

| | Sample ID | Start Depth | End Depth | Depth Unit | Field Matrix | Date | Time (24hr) | G=Grab C=Comp | Total # Of Cont. | FIL. | PRESERV. | ANALYSIS: TOC | PCB Congeners |
|---|---|---|---|---|---|---|---|---|---|---|---|---|---|
| -01 | S-105-20FSP20-01 | 0 | 2 | cm | SE | 2020/09/21 | 09:25 | G | 1 | | | X | X |
| -02 | S-108-20FSP20-01 | 0 | 2 | cm | SE | 2020/09/21 | 09:29 | G | 1 | | | X | X |
| -03 | S-109-20FSP20-01 | 0 | 2 | cm | SE | 2020/09/21 | 11:02 | G | 1 | | | X | X |
| -04 | S-111-20FSP20-01 | 0 | 2 | cm | SE | 2020/09/21 | 11:30 | G | 1 | | | X | X |
| -05 | S-114-20FSP20-01 | 0 | 2 | cm | SE | 2020/09/21 | 12:23 | G | 1 | | | X | X |
| -06 | S-115-20FSP20-01 | 0 | 2 | cm | SE | 2020/09/21 | 13:15 | G | 1 | | | X | X |
| -07 | S-117-20FSP20-01 | 0 | 2 | cm | SE | 2020/09/21 | 14:03 | G | 1 | | | X | X |
| -08 | S-120-20FSP20-01 | 0 | 2 | cm | SE | 2020/09/21 | 14:55 | G | 1 | | | X | X |
| -09 | S-121-20FSP20-01 | 0 | 2 | cm | SE | 2020/09/21 | 15:28 | G | 1 | | | X | X |

MT 9/22/20

| ADDITIONAL COMMENTS/SPECIAL INSTRUCTIONS | RELINQUISHED BY/AFFILIATION | DATE/TIME | ACCEPTED BY/AFFILIATION | DATE/TIME |
|---|---|---|---|---|
| "H" denotes hold until further instruction | Briley Barra AECOM | 09/21/20 1900 | Haley Sidelat AECOM | 9/22/20 0819 |
| | Haley Sidelat AECOM | 09/22/20 1547 | TG Eng AAL | 9/22/20 1647 |
| | TG Eng AAL | 9/22/20 1815 | | 9/22/20 1818 |
| | | 9/22/20 2000 | | 9/22/20 2000 |
| | | 9/22/20 2044 | | |

| NB OF BOTTLES RETURNED/DESCRIPTION | | | | |
|---|---|---|---|---|
| | Sampler's Name | Briley Barra | Mobile # | 607-229-7790 |
| | Sampler's Signature | Briley Barra | Date/Time | 2020/09/22 |

9/22/20 2044

# ANALYTICAL REPORT

| | |
|---|---|
| Lab Number: | L2040097 |
| Client: | AECOM<br>250 Apollo Drive<br>Chelmsford, MA 01824 |
| ATTN: | Will Humphries |
| Phone: | (978) 833-6950 |
| Project Name: | NEW BEDFORD HARBOR-LTM |
| Project Number: | 60597627 |
| Report Date: | 11/25/20 |

The original project report/data package is held by Alpha Analytical. This report/data package is paginated and should be reproduced only in its entirety. Alpha Analytical holds no responsibility for results and/or data that are not consistent with the original.

Certifications & Approvals: MA (M-MA030), NH NELAP (2062), CT (PH-0141), DoD (L2474), FL (E87814), IL (200081), LA (85084), ME (MA00030), MD (350), NJ (MA015), NY (11627), NC (685), OH (CL106), PA (68-02089), RI (LAO00299), TX (T104704419), VT (VT-0015), VA (460194), WA (C954), US Army Corps of Engineers, USDA (Permit #P330-17-00150), USFWS (Permit #206964).

320 Forbes Boulevard, Mansfield, MA 02048-1806
508-822-9300 (Fax) 508-822-3288 800-624-9220 - www.alphalab.com

**Project Name:** NEW BEDFORD HARBOR-LTM
**Project Number:** 60597627

**Lab Number:** L2040097
**Report Date:** 11/25/20

| Alpha Sample ID | Client ID | Matrix | Sample Location | Collection Date/Time | Receive Date |
|---|---|---|---|---|---|
| L2040097-01 | S-123-20FSP20-01 | SEDIMENT | NEW BEDFORD, MA | 09/22/20 08:51 | 09/23/20 |
| L2040097-02 | S-123-20FSP20-01-REP | SEDIMENT | NEW BEDFORD, MA | 09/22/20 09:04 | 09/23/20 |
| L2040097-03 | S-125-20FSP20-01 | SEDIMENT | NEW BEDFORD, MA | 09/22/20 09:01 | 09/23/20 |
| L2040097-04 | S-126-20FSP20-01 | SEDIMENT | NEW BEDFORD, MA | 09/22/20 11:09 | 09/23/20 |
| L2040097-05 | S-128-20FSP20-01 | SEDIMENT | NEW BEDFORD, MA | 09/22/20 11:02 | 09/23/20 |
| L2040097-06 | S-131-20FSP20-01 | SEDIMENT | NEW BEDFORD, MA | 09/22/20 12:18 | 09/23/20 |
| L2040097-07 | S-134-20FSP20-01 | SEDIMENT | NEW BEDFORD, MA | 09/22/20 13:16 | 09/23/20 |
| L2040097-08 | S-135-20FSP20-01 | SEDIMENT | NEW BEDFORD, MA | 09/22/20 13:42 | 09/23/20 |
| L2040097-09 | S-138-20FSP20-01 | SEDIMENT | NEW BEDFORD, MA | 09/22/20 14:27 | 09/23/20 |
| L2040097-10 | S-140-20FSP20-01 | SEDIMENT | NEW BEDFORD, MA | 09/22/20 15:06 | 09/23/20 |

| | | | |
|---|---|---|---|
| **Project Name:** | NEW BEDFORD HARBOR-LTM | **Lab Number:** | L2040097 |
| **Project Number:** | 60597627 | **Report Date:** | 11/25/20 |

## Case Narrative

The samples were received in accordance with the Chain of Custody and no significant deviations were encountered during the preparation or analysis unless otherwise noted. Sample Receipt, Container Information, and the Chain of Custody are located at the back of the report.

Results contained within this report relate only to the samples submitted under this Alpha Lab Number and meet NELAP requirements for all NELAP accredited parameters unless otherwise noted in the following narrative. The data presented in this report is organized by parameter (i.e. VOC, SVOC, etc.). Sample specific Quality Control data (i.e. Surrogate Spike Recovery) is reported at the end of the target analyte list for each individual sample, followed by the Laboratory Batch Quality Control at the end of each parameter. Tentatively Identified Compounds (TICs), if requested, are reported for compounds identified to be present and are not part of the method/program Target Compound List, even if only a subset of the TCL are being reported. If a sample was re-analyzed or re-extracted due to a required quality control corrective action and if both sets of data are reported, the Laboratory ID of the re-analysis or re-extraction is designated with an "R" or "RE", respectively.

When multiple Batch Quality Control elements are reported (e.g. more than one LCS), the associated samples for each element are noted in the grey shaded header line of each data table. Any Laboratory Batch, Sample Specific % recovery or RPD value that is outside the listed Acceptance Criteria is bolded in the report. In reference to questions H (CAM) or 4 (RCP) when "NO" is checked, the performance criteria for CAM and RCP methods allow for some quality control failures to occur and still be within method compliance. In these instances, the specific failure is not narrated but noted in the associated QC Outlier Summary Report, located directly after the Case Narrative. QC information is also incorporated in the Data Usability Assessment table (Format 11) of our Data Merger tool, where it can be reviewed in conjunction with the sample result, associated regulatory criteria and any associated data usability implications.

Soil/sediments, solids and tissues are reported on a dry weight basis unless otherwise noted. Definitions of all data qualifiers and acronyms used in this report are provided in the Glossary located at the back of the report.

HOLD POLICY - For samples submitted on hold, Alpha's policy is to hold samples (with the exception of Air canisters) free of charge for 21 calendar days from the date the project is completed. After 21 calendar days, we will dispose of all samples submitted including those put on hold unless you have contacted your Alpha Project Manager and made arrangements for Alpha to continue to hold the samples. Air canisters will be disposed after 3 business days from the date the project is completed.

Please contact Project Management at 800-624-9220 with any questions.

**Project Name:** NEW BEDFORD HARBOR-LTM **Lab Number:** L2040097
**Project Number:** 60597627 **Report Date:** 11/25/20

**Case Narrative (continued)**

Report Reissue

This report replaces the report issued on October 14, 2020. The client IDs for samples L2040097-01 and -02 have been revised per client request.

Report Submission

All non-detect (ND) or estimated concentrations (J-qualified) have been quantitated to the limit noted in the MDL column.

PCB Congeners/Homologs

L2040097-01, -02, -03, -04, -05, -06, -07, -09, and -10: The sample has elevated detection limits due to the dilution required by the elevated concentrations of target compounds in the sample.

L2040097-05: The surrogate recoveries are below the acceptance criteria due to the dilution required to quantitate the sample. Re-extraction was not required; therefore, the results of the original analysis are reported.

WG1416503-1: The Method Blank, associated with L2040097-01 through -10, has a concentration above the reporting limit for several analytes. Since the associated sample concentrations are greater than 10x the blank concentration for these analytes, no corrective action is required.

Total Organic Carbon

The WG1419313-4 MS recovery for total organic carbon (rep2) (134%), performed on L2040097-01, is outside the 75-125% acceptance criteria, possibly due to sample matrix. The associated SRM recoveries are within criteria, indicating the sample batch was in control, and all sample results were accepted.

The WG1419313-5 MSD recovery for total organic carbon (rep1) (137%) performed on L2040097-01, is outside the 75-125% acceptance criteria, possibly due to sample matrix. The associated SRM recoveries are within criteria, indicating the sample batch was in control, and all sample results were accepted.

I, the undersigned, attest under the pains and penalties of perjury that, to the best of my knowledge and belief and based upon my personal inquiry of those responsible for providing the information contained in this analytical report, such information is accurate and complete. This certificate of analysis is not complete unless this page accompanies any and all pages of this report.

Authorized Signature: Elizabeth Porta

Title: Technical Director/Representative Date: 11/25/20

# ORGANICS

# PCBS

**Project Name:** NEW BEDFORD HARBOR-LTM
**Project Number:** 60597627

**Lab Number:** L2040097
**Report Date:** 11/25/20

## SAMPLE RESULTS

Lab ID: L2040097-01 D
Client ID: S-123-20FSP20-01
Sample Location: NEW BEDFORD, MA

Date Collected: 09/22/20 08:51
Date Received: 09/23/20
Field Prep: Not Specified

Sample Depth:
Matrix: Sediment
Analytical Method: 105,8270D-SIM/680(M)
Analytical Date: 10/07/20 08:48
Analyst: SV
Percent Solids: 95%

Extraction Method: EPA 3570
Extraction Date: 09/30/20 16:39
Cleanup Method: EPA 3630
Cleanup Date: 10/02/20

| Parameter | Result | Qualifier | Units | RL | MDL | Dilution Factor |
|---|---|---|---|---|---|---|
| PCB Congeners/Homologs - Mansfield Lab | | | | | | |
| Cl1-BZ#1-Cal/RTW | 3.01 | J | ug/kg | 4.03 | 2.01 | 20 |
| Cl1-BZ#2 | 2.46 | J | ug/kg | 4.03 | 2.01 | 20 |
| Cl1-BZ#3 | 7.29 | | ug/kg | 4.03 | 2.01 | 20 |
| Cl2-BZ#4/#10 | 93.8 | | ug/kg | 8.05 | 4.03 | 20 |
| Cl2-BZ#9 | 15.1 | | ug/kg | 4.03 | 2.01 | 20 |
| Cl2-BZ#7 | 8.30 | | ug/kg | 4.03 | 2.01 | 20 |
| Cl2-BZ#6 | 347 | | ug/kg | 4.03 | 2.01 | 20 |
| Cl2-BZ#5 | ND | | ug/kg | 4.03 | 2.01 | 20 |
| Cl2-BZ#8 | 336 | | ug/kg | 4.03 | 2.01 | 20 |
| Cl3-BZ#19 | 107 | | ug/kg | 4.03 | 2.01 | 20 |
| Cl2-BZ#14 | ND | | ug/kg | 4.03 | 2.01 | 20 |
| Cl3-BZ#30 | ND | | ug/kg | 4.03 | 2.01 | 20 |
| Cl3-BZ#18 | 925 | | ug/kg | 4.03 | 2.01 | 20 |
| Cl2-BZ#11 | 44.7 | | ug/kg | 4.03 | 2.01 | 20 |
| Cl3-BZ#17 | 457 | | ug/kg | 4.03 | 2.01 | 20 |
| Cl2-BZ#12 | ND | | ug/kg | 4.03 | 2.01 | 20 |
| Cl3-BZ#27 | 189 | | ug/kg | 4.03 | 2.01 | 20 |
| Cl2-BZ#13 | 182 | | ug/kg | 8.05 | 4.03 | 20 |
| Cl3-BZ#24 | ND | | ug/kg | 4.03 | 2.01 | 20 |
| Cl3-BZ#16 | 27.1 | | ug/kg | 4.03 | 2.01 | 20 |
| Cl3-BZ#32 | 374 | | ug/kg | 4.03 | 2.01 | 20 |
| Cl2-BZ#15 | 159 | | ug/kg | 4.03 | 2.01 | 20 |
| Cl3-BZ#34 | 16.5 | | ug/kg | 4.03 | 2.01 | 20 |
| Cl3-BZ#23 | ND | | ug/kg | 4.03 | 2.01 | 20 |
| Cl4-BZ#54 | 10.7 | | ug/kg | 4.03 | 2.01 | 20 |
| Cl3-BZ#29-Cal | ND | | ug/kg | 4.03 | 2.01 | 20 |
| Cl4-BZ#50-Cal | 7.64 | | ug/kg | 4.03 | 2.01 | 20 |
| Cl3-BZ#26 | 1380 | | ug/kg | 4.03 | 2.01 | 20 |

**Project Name:** NEW BEDFORD HARBOR-LTM **Lab Number:** L2040097

**Project Number:** 60597627 **Report Date:** 11/25/20

## SAMPLE RESULTS

Lab ID: L2040097-01 D Date Collected: 09/22/20 08:51

Client ID: S-123-20FSP20-01 Date Received: 09/23/20

Sample Location: NEW BEDFORD, MA Field Prep: Not Specified

Sample Depth:

| Parameter | Result | Qualifier | Units | RL | MDL | Dilution Factor |
|---|---|---|---|---|---|---|
| PCB Congeners/Homologs - Mansfield Lab | | | | | | |
| Cl3-BZ#25 | 824 | | ug/kg | 4.03 | 2.01 | 20 |
| Cl4-BZ#53 | 377 | | ug/kg | 4.03 | 2.01 | 20 |
| Cl3-BZ#-31 | 1480 | | ug/kg | 4.03 | 2.01 | 20 |
| Cl3-BZ#28 | 1320 | | ug/kg | 4.03 | 2.01 | 20 |
| Cl3-BZ#33 | 33.8 | | ug/kg | 4.03 | 2.01 | 20 |
| Cl4-BZ#51 | 161 | | ug/kg | 4.03 | 2.01 | 20 |
| Cl3-BZ#21/#20 | 42.2 | | ug/kg | 8.05 | 4.03 | 20 |
| Cl4-BZ#45 | 39.0 | | ug/kg | 4.03 | 2.01 | 20 |
| Cl3-BZ#22 | 88.5 | | ug/kg | 4.03 | 2.01 | 20 |
| Cl4-BZ#73/#46 | 42.7 | | ug/kg | 8.05 | 4.03 | 20 |
| Cl4-BZ#69 | 16.6 | | ug/kg | 4.03 | 2.01 | 20 |
| Cl4-BZ#43 | 5.38 | | ug/kg | 4.03 | 2.01 | 20 |
| Cl3-BZ#36 | 3.33 | J | ug/kg | 4.03 | 2.01 | 20 |
| Cl4-BZ#52 | 1980 | | ug/kg | 4.03 | 2.01 | 20 |
| Cl4-BZ#48 | 29.5 | | ug/kg | 4.03 | 2.01 | 20 |
| Cl4-BZ#49 | 2030 | | ug/kg | 4.03 | 2.01 | 20 |
| Cl5-BZ#104 | ND | | ug/kg | 4.03 | 2.01 | 20 |
| Cl4-BZ#47 | 600 | | ug/kg | 4.03 | 2.01 | 20 |
| Cl4-BZ#65/#75/#62 | 40.0 | | ug/kg | 12.1 | 6.04 | 20 |
| Cl3-BZ#39 | 5.93 | | ug/kg | 4.03 | 2.01 | 20 |
| Cl3-BZ#38 | ND | | ug/kg | 4.03 | 2.01 | 20 |
| Cl4-BZ#44 | 374 | | ug/kg | 4.03 | 2.01 | 20 |
| Cl4-BZ#59 | 81.2 | | ug/kg | 4.03 | 2.01 | 20 |
| Cl4-BZ#42 | 157 | | ug/kg | 4.03 | 2.01 | 20 |
| Cl4-BZ#71 | 312 | | ug/kg | 4.03 | 2.01 | 20 |
| Cl3-BZ#35 | 3.62 | J | ug/kg | 4.03 | 2.01 | 20 |
| Cl4-BZ#41 | 2.11 | J | ug/kg | 4.03 | 2.01 | 20 |
| Cl4-BZ#72 | 64.2 | | ug/kg | 4.03 | 2.01 | 20 |
| Cl5-BZ#96 | 11.6 | | ug/kg | 4.03 | 2.01 | 20 |
| Cl5-BZ#103 | 40.9 | | ug/kg | 4.03 | 2.01 | 20 |
| Cl4-BZ#68/#64 | 286 | | ug/kg | 8.05 | 4.03 | 20 |
| Cl4-BZ#40 | 28.0 | | ug/kg | 4.03 | 2.01 | 20 |
| Cl3-BZ#37 | 44.2 | | ug/kg | 4.03 | 2.01 | 20 |
| Cl5-BZ#100 | 33.6 | | ug/kg | 4.03 | 2.01 | 20 |
| Cl5-BZ#94 | 4.21 | | ug/kg | 4.03 | 2.01 | 20 |
| Cl4-BZ#57 | 23.4 | | ug/kg | 4.03 | 2.01 | 20 |
| Cl4-BZ#67/#58 | 46.6 | | ug/kg | 8.05 | 4.03 | 20 |

**Project Name:** NEW BEDFORD HARBOR-LTM **Lab Number:** L2040097

**Project Number:** 60597627 **Report Date:** 11/25/20

## SAMPLE RESULTS

Lab ID: L2040097-01 D Date Collected: 09/22/20 08:51

Client ID: S-123-20FSP20-01 Date Received: 09/23/20

Sample Location: NEW BEDFORD, MA Field Prep: Not Specified

Sample Depth:

| Parameter | Result | Qualifier | Units | RL | MDL | Dilution Factor |
|---|---|---|---|---|---|---|
| PCB Congeners/Homologs - Mansfield Lab | | | | | | |
| Cl5-BZ#102 | 95.8 | | ug/kg | 4.03 | 2.01 | 20 |
| Cl4-BZ#61 | ND | | ug/kg | 4.03 | 2.01 | 20 |
| Cl5-BZ#98 | 10.5 | | ug/kg | 4.03 | 2.01 | 20 |
| Cl4-BZ#76 | ND | | ug/kg | 4.03 | 2.01 | 20 |
| Cl5-BZ#93 | 2.38 | J | ug/kg | 4.03 | 2.01 | 20 |
| Cl4-BZ#63 | 22.5 | | ug/kg | 4.03 | 2.01 | 20 |
| Cl5-BZ#121/#95/#88 | 442 | | ug/kg | 12.1 | 6.04 | 20 |
| Cl4-BZ#74 | 96.3 | | ug/kg | 4.03 | 2.01 | 20 |
| Cl6-BZ#155 | ND | | ug/kg | 4.03 | 2.01 | 20 |
| Cl4-BZ#70 | 105 | | ug/kg | 4.03 | 2.01 | 20 |
| Cl5-BZ#91 | 312 | | ug/kg | 4.03 | 2.01 | 20 |
| Cl4-BZ#66 | 144 | | ug/kg | 4.03 | 2.01 | 20 |
| Cl4-BZ#80 | ND | | ug/kg | 4.03 | 2.01 | 20 |
| Cl4-BZ#55 | ND | | ug/kg | 4.03 | 2.01 | 20 |
| Cl5-BZ#92 | 156 | | ug/kg | 4.03 | 2.01 | 20 |
| Cl5-BZ#89/#84 | 154 | | ug/kg | 8.05 | 4.03 | 20 |
| Cl5-BZ#101/#90 | 487 | | ug/kg | 8.05 | 4.03 | 20 |
| Cl4-BZ#56 | 47.7 | | ug/kg | 4.03 | 2.01 | 20 |
| Cl5-BZ#113 | 18.1 | | ug/kg | 4.03 | 2.01 | 20 |
| Cl5-BZ#99 | 377 | | ug/kg | 4.03 | 2.01 | 20 |
| Cl6-BZ#150 | 7.93 | | ug/kg | 4.03 | 2.01 | 20 |
| Cl4-BZ#60 | 15.3 | | ug/kg | 4.03 | 2.01 | 20 |
| Cl6-BZ#152 | ND | | ug/kg | 4.03 | 2.01 | 20 |
| Cl5-BZ#119 | 94.3 | | ug/kg | 4.03 | 2.01 | 20 |
| Cl5-BZ#83/#125/#112 | 27.8 | | ug/kg | 12.1 | 6.04 | 20 |
| Cl5-BZ#86/#109 | ND | | ug/kg | 8.05 | 4.03 | 20 |
| Cl6-BZ#145 | ND | | ug/kg | 4.03 | 2.01 | 20 |
| Cl5-BZ#97 | 141 | | ug/kg | 4.03 | 2.01 | 20 |
| Cl6-BZ#148 | 2.94 | J | ug/kg | 4.03 | 2.01 | 20 |
| Cl4-BZ#79 | ND | | ug/kg | 4.03 | 2.01 | 20 |
| Cl5-BZ#116 | ND | | ug/kg | 4.03 | 2.01 | 20 |
| Cl6-BZ#154-Cal | 42.1 | | ug/kg | 4.03 | 2.01 | 20 |
| Cl4-BZ#78 | ND | | ug/kg | 4.03 | 2.01 | 20 |
| Cl5-BZ#87/#111 | 27.0 | | ug/kg | 8.05 | 4.03 | 20 |
| Cl6-BZ#136 | 83.4 | | ug/kg | 4.03 | 2.01 | 20 |
| Cl5-BZ#117 | 25.1 | | ug/kg | 4.03 | 2.01 | 20 |
| Cl5-BZ#115 | 5.58 | | ug/kg | 4.03 | 2.01 | 20 |

**Project Name:** NEW BEDFORD HARBOR-LTM **Lab Number:** L2040097

**Project Number:** 60597627 **Report Date:** 11/25/20

## SAMPLE RESULTS

Lab ID: L2040097-01 D Date Collected: 09/22/20 08:51

Client ID: S-123-20FSP20-01 Date Received: 09/23/20

Sample Location: NEW BEDFORD, MA Field Prep: Not Specified

Sample Depth:

| Parameter | Result | Qualifier | Units | RL | MDL | Dilution Factor |
|---|---|---|---|---|---|---|
| PCB Congeners/Homologs - Mansfield Lab | | | | | | |
| Cl5-BZ#85 | 20.1 | | ug/kg | 4.03 | 2.01 | 20 |
| Cl5-BZ#120 | 6.37 | | ug/kg | 4.03 | 2.01 | 20 |
| Cl5-BZ#110 | 709 | | ug/kg | 4.03 | 2.01 | 20 |
| Cl4-BZ#81 | ND | | ug/kg | 4.03 | 2.01 | 20 |
| Cl6-BZ#151 | 83.0 | | ug/kg | 4.03 | 2.01 | 20 |
| Cl6-BZ#135 | 69.6 | | ug/kg | 4.03 | 2.01 | 20 |
| Cl5-BZ#82 | 7.63 | | ug/kg | 4.03 | 2.01 | 20 |
| Cl6-BZ#144 | 6.26 | | ug/kg | 4.03 | 2.01 | 20 |
| Cl6-BZ#147/#149 | 590 | | ug/kg | 8.05 | 4.03 | 20 |
| Cl4-BZ#77 | 14.9 | | ug/kg | 4.03 | 2.01 | 20 |
| Cl6-BZ#143/#139 | 11.0 | | ug/kg | 8.05 | 4.03 | 20 |
| Cl5-BZ#124 | 9.36 | | ug/kg | 4.03 | 2.01 | 20 |
| Cl6-BZ#140 | ND | | ug/kg | 4.03 | 2.01 | 20 |
| Cl5-BZ#108 | ND | | ug/kg | 4.03 | 2.01 | 20 |
| Cl5-BZ#107/#123 | 28.8 | | ug/kg | 8.05 | 4.03 | 20 |
| Cl7-BZ#188-Cal/RTW | ND | | ug/kg | 4.03 | 2.01 | 20 |
| Cl6-BZ#134 | 35.4 | | ug/kg | 4.03 | 2.01 | 20 |
| Cl5-BZ#106 | ND | | ug/kg | 4.03 | 2.01 | 20 |
| Cl6-BZ#133 | 10.2 | | ug/kg | 4.03 | 2.01 | 20 |
| Cl6-BZ#142 | 13.1 | | ug/kg | 4.03 | 2.01 | 20 |
| Cl5-BZ#118 | 267 | | ug/kg | 4.03 | 2.01 | 20 |
| Cl6-BZ#131 | 6.52 | | ug/kg | 4.03 | 2.01 | 20 |
| Cl7-BZ#184 | ND | | ug/kg | 4.03 | 2.01 | 20 |
| Cl6-BZ#165 | ND | | ug/kg | 4.03 | 2.01 | 20 |
| Cl6-BZ#146 | 70.8 | | ug/kg | 4.03 | 2.01 | 20 |
| Cl6-BZ#161 | ND | | ug/kg | 4.03 | 2.01 | 20 |
| Cl5-BZ#122 | ND | | ug/kg | 4.03 | 2.01 | 20 |
| Cl6-BZ#168 | ND | | ug/kg | 4.03 | 2.01 | 20 |
| Cl5-BZ#114 | ND | | ug/kg | 4.03 | 2.01 | 20 |
| Cl6-BZ#153 | 395 | | ug/kg | 4.03 | 2.01 | 20 |
| Cl6-BZ#132 | 31.4 | | ug/kg | 4.03 | 2.01 | 20 |
| Cl7-BZ#179 | 21.7 | | ug/kg | 4.03 | 2.01 | 20 |
| Cl6-BZ#141 | 13.8 | | ug/kg | 4.03 | 2.01 | 20 |
| Cl7-BZ#176 | 3.63 | J | ug/kg | 4.03 | 2.01 | 20 |
| Cl5-BZ#105 | 26.2 | | ug/kg | 4.03 | 2.01 | 20 |
| Cl6-BZ#137 | 13.2 | | ug/kg | 4.03 | 2.01 | 20 |
| Cl5-BZ#127 | ND | | ug/kg | 4.03 | 2.01 | 20 |

**Project Name:** NEW BEDFORD HARBOR-LTM **Lab Number:** L2040097

**Project Number:** 60597627 **Report Date:** 11/25/20

## SAMPLE RESULTS

Lab ID: L2040097-01 D Date Collected: 09/22/20 08:51

Client ID: S-123-20FSP20-01 Date Received: 09/23/20

Sample Location: NEW BEDFORD, MA Field Prep: Not Specified

Sample Depth:

| Parameter | Result | Qualifier | Units | RL | MDL | Dilution Factor |
|---|---|---|---|---|---|---|
| PCB Congeners/Homologs - Mansfield Lab | | | | | | |
| Cl7-BZ#186 | ND | | ug/kg | 4.03 | 2.01 | 20 |
| Cl6-BZ#130/#164 | 42.2 | | ug/kg | 8.05 | 4.03 | 20 |
| Cl7-BZ#178 | 14.1 | | ug/kg | 4.03 | 2.01 | 20 |
| Cl6-BZ#138 | 81.7 | | ug/kg | 4.03 | 2.01 | 20 |
| Cl6-BZ#163/#160 | 151 | | ug/kg | 8.05 | 4.03 | 20 |
| Cl6-BZ#129/#158 | 44.1 | | ug/kg | 8.05 | 4.03 | 20 |
| Cl7-BZ#182/#175 | ND | | ug/kg | 8.05 | 4.03 | 20 |
| Cl7-BZ#187 | 73.2 | | ug/kg | 4.03 | 2.01 | 20 |
| Cl7-BZ#183 | 25.9 | | ug/kg | 4.03 | 2.01 | 20 |
| Cl6-BZ#166 | 3.38 | J | ug/kg | 4.03 | 2.01 | 20 |
| Cl6-BZ#159 | ND | | ug/kg | 4.03 | 2.01 | 20 |
| Cl5-BZ#126 | ND | | ug/kg | 4.03 | 2.01 | 20 |
| Cl7-BZ#185 | 3.02 | J | ug/kg | 4.03 | 2.01 | 20 |
| Cl6-BZ#162 | 2.62 | J | ug/kg | 4.03 | 2.01 | 20 |
| Cl7-BZ#174 | 15.7 | | ug/kg | 4.03 | 2.01 | 20 |
| Cl6-BZ#128 | 30.2 | | ug/kg | 4.03 | 2.01 | 20 |
| Cl8-BZ#202 | 5.69 | | ug/kg | 4.03 | 2.01 | 20 |
| Cl6-BZ#167 | 20.0 | | ug/kg | 4.03 | 2.01 | 20 |
| Cl7-BZ#181 | 2.47 | J | ug/kg | 4.03 | 2.01 | 20 |
| Cl7-BZ#177 | 13.6 | | ug/kg | 4.03 | 2.01 | 20 |
| Cl8-BZ#204/#200-CAL | ND | | ug/kg | 8.05 | 4.03 | 20 |
| Cl7-BZ#171 | 11.0 | | ug/kg | 4.03 | 2.01 | 20 |
| Cl7-BZ#173 | ND | | ug/kg | 4.03 | 2.01 | 20 |
| Cl8-BZ#197 | ND | | ug/kg | 4.03 | 2.01 | 20 |
| Cl7-BZ#172 | 6.89 | | ug/kg | 4.03 | 2.01 | 20 |
| Cl7-BZ#192 | ND | | ug/kg | 4.03 | 2.01 | 20 |
| Cl6-BZ#156 | 28.4 | | ug/kg | 4.03 | 2.01 | 20 |
| Cl6-BZ#157 | 7.77 | | ug/kg | 4.03 | 2.01 | 20 |
| Cl7-BZ#180 | 50.6 | | ug/kg | 4.03 | 2.01 | 20 |
| Cl7-BZ#193 | 5.93 | | ug/kg | 4.03 | 2.01 | 20 |
| Cl8-BZ#199 | ND | | ug/kg | 4.03 | 2.01 | 20 |
| Cl7-BZ#191 | 3.04 | J | ug/kg | 4.03 | 2.01 | 20 |
| Cl8-BZ#198 | ND | | ug/kg | 4.03 | 2.01 | 20 |
| Cl8-BZ#201 | 11.3 | | ug/kg | 4.03 | 2.01 | 20 |
| Cl7-BZ#170 | 32.0 | | ug/kg | 4.03 | 2.01 | 20 |
| Cl7-BZ#190 | 9.92 | | ug/kg | 4.03 | 2.01 | 20 |
| Cl8-BZ#196 | 6.95 | | ug/kg | 4.03 | 2.01 | 20 |

**Project Name:** NEW BEDFORD HARBOR-LTM **Lab Number:** L2040097

**Project Number:** 60597627 **Report Date:** 11/25/20

## SAMPLE RESULTS

Lab ID: L2040097-01 D Date Collected: 09/22/20 08:51

Client ID: S-123-20FSP20-01 Date Received: 09/23/20

Sample Location: NEW BEDFORD, MA Field Prep: Not Specified

Sample Depth:

| Parameter | Result | Qualifier | Units | RL | MDL | Dilution Factor |
|---|---|---|---|---|---|---|
| PCB Congeners/Homologs - Mansfield Lab | | | | | | |
| Cl8-BZ#203 | 10.1 | | ug/kg | 4.03 | 2.01 | 20 |
| Cl6-BZ#169 | ND | | ug/kg | 4.03 | 2.01 | 20 |
| Cl9-BZ#208 | 4.00 | J | ug/kg | 4.03 | 2.01 | 20 |
| Cl9-BZ#207 | 2.38 | J | ug/kg | 4.03 | 2.01 | 20 |
| Cl7-BZ#189 | 4.00 | J | ug/kg | 4.03 | 2.01 | 20 |
| Cl8-BZ#195 | 6.11 | | ug/kg | 4.03 | 2.01 | 20 |
| Cl8-BZ#194 | 16.2 | | ug/kg | 4.03 | 2.01 | 20 |
| Cl8-BZ#205 | ND | | ug/kg | 4.03 | 2.01 | 20 |
| Cl9-BZ#206-Cal/RTW | 9.16 | | ug/kg | 4.03 | 2.01 | 20 |
| Cl10-BZ#209-Cal/RTW | 2.46 | J | ug/kg | 4.03 | 2.01 | 20 |
| Monochlorobiphenyls | 12.8 | | ug/kg | 4.03 | 2.01 | 20 |
| Dichlorobiphenyls | 1190 | | ug/kg | 4.03 | 2.01 | 20 |
| Trichlorobiphenyls | 7320 | | ug/kg | 4.03 | 2.01 | 20 |
| Tetrachlorobiphenyls | 7160 | | ug/kg | 4.03 | 2.01 | 20 |
| Pentachlorobiphenyls | 3540 | | ug/kg | 4.03 | 2.01 | 20 |
| Hexachlorobiphenyls | 1900 | | ug/kg | 4.03 | 2.01 | 20 |
| Heptachlorobiphenyls | 297 | | ug/kg | 4.03 | 2.01 | 20 |
| Octachlorobiphenyls | 56.4 | | ug/kg | 4.03 | 2.01 | 20 |
| Nonachlorobiphenyls | 15.5 | | ug/kg | 4.03 | 2.01 | 20 |
| Decachlorobiphenyl | 2.46 | J | ug/kg | 4.03 | 2.01 | 20 |
| Total PCB | 21500 | | ug/kg | 4.03 | NA | 20 |

| Surrogate | % Recovery | Qualifier | Acceptance Criteria |
|---|---|---|---|
| Cl3-BZ#19-C13 (surr) | 74 | | 50-125 |
| Cl8-BZ#202-C13 (surr) | 83 | | 50-125 |

**Project Name:** NEW BEDFORD HARBOR-LTM **Lab Number:** L2040097

**Project Number:** 60597627 **Report Date:** 11/25/20

## SAMPLE RESULTS

Lab ID: L2040097-02 D
Client ID: S-123-20FSP20-01-REP
Sample Location: NEW BEDFORD, MA

Date Collected: 09/22/20 09:04
Date Received: 09/23/20
Field Prep: Not Specified

Sample Depth:
Matrix: Sediment
Analytical Method: 105,8270D-SIM/680(M)
Analytical Date: 10/07/20 10:09
Analyst: SV
Percent Solids: 94%

Extraction Method: EPA 3570
Extraction Date: 09/30/20 16:39
Cleanup Method: EPA 3630
Cleanup Date: 10/02/20

| Parameter | Result | Qualifier | Units | RL | MDL | Dilution Factor |
|---|---|---|---|---|---|---|
| PCB Congeners/Homologs - Mansfield Lab | | | | | | |
| Cl1-BZ#1-Cal/RTW | 5.84 | J | ug/kg | 8.18 | 4.09 | 40 |
| Cl1-BZ#2 | 4.24 | J | ug/kg | 8.18 | 4.09 | 40 |
| Cl1-BZ#3 | 11.0 | | ug/kg | 8.18 | 4.09 | 40 |
| Cl2-BZ#4/#10 | 217 | | ug/kg | 16.4 | 8.18 | 40 |
| Cl2-BZ#9 | 34.0 | | ug/kg | 8.18 | 4.09 | 40 |
| Cl2-BZ#7 | 18.6 | | ug/kg | 8.18 | 4.09 | 40 |
| Cl2-BZ#6 | 832 | | ug/kg | 8.18 | 4.09 | 40 |
| Cl2-BZ#5 | ND | | ug/kg | 8.18 | 4.09 | 40 |
| Cl2-BZ#8 | 710 | | ug/kg | 8.18 | 4.09 | 40 |
| Cl3-BZ#19 | 215 | | ug/kg | 8.18 | 4.09 | 40 |
| Cl2-BZ#14 | ND | | ug/kg | 8.18 | 4.09 | 40 |
| Cl3-BZ#30 | ND | | ug/kg | 8.18 | 4.09 | 40 |
| Cl3-BZ#18 | 1880 | | ug/kg | 8.18 | 4.09 | 40 |
| Cl2-BZ#11 | 104 | | ug/kg | 8.18 | 4.09 | 40 |
| Cl3-BZ#17 | 913 | | ug/kg | 8.18 | 4.09 | 40 |
| Cl2-BZ#12 | ND | | ug/kg | 8.18 | 4.09 | 40 |
| Cl3-BZ#27 | 353 | | ug/kg | 8.18 | 4.09 | 40 |
| Cl2-BZ#13 | 383 | | ug/kg | 16.4 | 8.18 | 40 |
| Cl3-BZ#24 | ND | | ug/kg | 8.18 | 4.09 | 40 |
| Cl3-BZ#16 | 58.4 | | ug/kg | 8.18 | 4.09 | 40 |
| Cl3-BZ#32 | 696 | | ug/kg | 8.18 | 4.09 | 40 |
| Cl2-BZ#15 | 274 | | ug/kg | 8.18 | 4.09 | 40 |
| Cl3-BZ#34 | 34.0 | | ug/kg | 8.18 | 4.09 | 40 |
| Cl3-BZ#23 | ND | | ug/kg | 8.18 | 4.09 | 40 |
| Cl4-BZ#54 | 18.7 | | ug/kg | 8.18 | 4.09 | 40 |
| Cl3-BZ#29-Cal | ND | | ug/kg | 8.18 | 4.09 | 40 |
| Cl4-BZ#50-Cal | 15.0 | | ug/kg | 8.18 | 4.09 | 40 |
| Cl3-BZ#26 | 2830 | | ug/kg | 8.18 | 4.09 | 40 |

**Project Name:** NEW BEDFORD HARBOR-LTM **Lab Number:** L2040097

**Project Number:** 60597627 **Report Date:** 11/25/20

## SAMPLE RESULTS

Lab ID: L2040097-02 D
Client ID: S-123-20FSP20-01-REP
Sample Location: NEW BEDFORD, MA

Date Collected: 09/22/20 09:04
Date Received: 09/23/20
Field Prep: Not Specified

Sample Depth:

| Parameter | Result | Qualifier | Units | RL | MDL | Dilution Factor |
|---|---|---|---|---|---|---|
| PCB Congeners/Homologs - Mansfield Lab | | | | | | |
| Cl3-BZ#25 | 1690 | | ug/kg | 8.18 | 4.09 | 40 |
| Cl4-BZ#53 | 619 | | ug/kg | 8.18 | 4.09 | 40 |
| Cl3-BZ#-31 | 2960 | | ug/kg | 8.18 | 4.09 | 40 |
| Cl3-BZ#28 | 2470 | | ug/kg | 8.18 | 4.09 | 40 |
| Cl3-BZ#33 | 20.6 | | ug/kg | 8.18 | 4.09 | 40 |
| Cl4-BZ#51 | 254 | | ug/kg | 8.18 | 4.09 | 40 |
| Cl3-BZ#21/#20 | 107 | | ug/kg | 16.4 | 8.18 | 40 |
| Cl4-BZ#45 | 88.9 | | ug/kg | 8.18 | 4.09 | 40 |
| Cl3-BZ#22 | 196 | | ug/kg | 8.18 | 4.09 | 40 |
| Cl4-BZ#73/#46 | 72.2 | | ug/kg | 16.4 | 8.18 | 40 |
| Cl4-BZ#69 | 26.6 | | ug/kg | 8.18 | 4.09 | 40 |
| Cl4-BZ#43 | 13.2 | | ug/kg | 8.18 | 4.09 | 40 |
| Cl3-BZ#36 | 5.30 | J | ug/kg | 8.18 | 4.09 | 40 |
| Cl4-BZ#52 | 3590 | | ug/kg | 8.18 | 4.09 | 40 |
| Cl4-BZ#48 | 35.4 | | ug/kg | 8.18 | 4.09 | 40 |
| Cl4-BZ#49 | 3630 | | ug/kg | 8.18 | 4.09 | 40 |
| Cl5-BZ#104 | ND | | ug/kg | 8.18 | 4.09 | 40 |
| Cl4-BZ#47 | 1010 | | ug/kg | 8.18 | 4.09 | 40 |
| Cl4-BZ#65/#75/#62 | 68.0 | | ug/kg | 24.5 | 12.3 | 40 |
| Cl3-BZ#39 | 10.8 | | ug/kg | 8.18 | 4.09 | 40 |
| Cl3-BZ#38 | ND | | ug/kg | 8.18 | 4.09 | 40 |
| Cl4-BZ#44 | 790 | | ug/kg | 8.18 | 4.09 | 40 |
| Cl4-BZ#59 | 192 | | ug/kg | 8.18 | 4.09 | 40 |
| Cl4-BZ#42 | 302 | | ug/kg | 8.18 | 4.09 | 40 |
| Cl4-BZ#71 | 478 | | ug/kg | 8.18 | 4.09 | 40 |
| Cl3-BZ#35 | 5.14 | J | ug/kg | 8.18 | 4.09 | 40 |
| Cl4-BZ#41 | ND | | ug/kg | 8.18 | 4.09 | 40 |
| Cl4-BZ#72 | 110 | | ug/kg | 8.18 | 4.09 | 40 |
| Cl5-BZ#96 | 17.8 | | ug/kg | 8.18 | 4.09 | 40 |
| Cl5-BZ#103 | 62.7 | | ug/kg | 8.18 | 4.09 | 40 |
| Cl4-BZ#68/#64 | 580 | | ug/kg | 16.4 | 8.18 | 40 |
| Cl4-BZ#40 | 51.9 | | ug/kg | 8.18 | 4.09 | 40 |
| Cl3-BZ#37 | 58.5 | | ug/kg | 8.18 | 4.09 | 40 |
| Cl5-BZ#100 | 53.6 | | ug/kg | 8.18 | 4.09 | 40 |
| Cl5-BZ#94 | 6.89 | J | ug/kg | 8.18 | 4.09 | 40 |
| Cl4-BZ#57 | 55.6 | | ug/kg | 8.18 | 4.09 | 40 |
| Cl4-BZ#67/#58 | 51.6 | | ug/kg | 16.4 | 8.18 | 40 |

**Project Name:** NEW BEDFORD HARBOR-LTM **Lab Number:** L2040097

**Project Number:** 60597627 **Report Date:** 11/25/20

## SAMPLE RESULTS

Lab ID: L2040097-02 D
Client ID: S-123-20FSP20-01-REP
Sample Location: NEW BEDFORD, MA

Date Collected: 09/22/20 09:04
Date Received: 09/23/20
Field Prep: Not Specified

Sample Depth:

| Parameter | Result | Qualifier | Units | RL | MDL | Dilution Factor |
|---|---|---|---|---|---|---|
| PCB Congeners/Homologs - Mansfield Lab | | | | | | |
| Cl5-BZ#102 | 138 | | ug/kg | 8.18 | 4.09 | 40 |
| Cl4-BZ#61 | ND | | ug/kg | 8.18 | 4.09 | 40 |
| Cl5-BZ#98 | 14.7 | | ug/kg | 8.18 | 4.09 | 40 |
| Cl4-BZ#76 | ND | | ug/kg | 8.18 | 4.09 | 40 |
| Cl5-BZ#93 | 5.72 | J | ug/kg | 8.18 | 4.09 | 40 |
| Cl4-BZ#63 | 41.7 | | ug/kg | 8.18 | 4.09 | 40 |
| Cl5-BZ#121/#95/#88 | 767 | | ug/kg | 24.5 | 12.3 | 40 |
| Cl4-BZ#74 | 89.1 | | ug/kg | 8.18 | 4.09 | 40 |
| Cl6-BZ#155 | ND | | ug/kg | 8.18 | 4.09 | 40 |
| Cl4-BZ#70 | 83.0 | | ug/kg | 8.18 | 4.09 | 40 |
| Cl5-BZ#91 | 530 | | ug/kg | 8.18 | 4.09 | 40 |
| Cl4-BZ#66 | 113 | | ug/kg | 8.18 | 4.09 | 40 |
| Cl4-BZ#80 | ND | | ug/kg | 8.18 | 4.09 | 40 |
| Cl4-BZ#55 | ND | | ug/kg | 8.18 | 4.09 | 40 |
| Cl5-BZ#92 | 280 | | ug/kg | 8.18 | 4.09 | 40 |
| Cl5-BZ#89/#84 | 267 | | ug/kg | 16.4 | 8.18 | 40 |
| Cl5-BZ#101/#90 | 611 | | ug/kg | 16.4 | 8.18 | 40 |
| Cl4-BZ#56 | 46.5 | | ug/kg | 8.18 | 4.09 | 40 |
| Cl5-BZ#113 | 38.9 | | ug/kg | 8.18 | 4.09 | 40 |
| Cl5-BZ#99 | 425 | | ug/kg | 8.18 | 4.09 | 40 |
| Cl6-BZ#150 | 12.4 | | ug/kg | 8.18 | 4.09 | 40 |
| Cl4-BZ#60 | 17.1 | | ug/kg | 8.18 | 4.09 | 40 |
| Cl6-BZ#152 | ND | | ug/kg | 8.18 | 4.09 | 40 |
| Cl5-BZ#119 | 142 | | ug/kg | 8.18 | 4.09 | 40 |
| Cl5-BZ#83/#125/#112 | 49.4 | | ug/kg | 24.5 | 12.3 | 40 |
| Cl5-BZ#86/#109 | ND | | ug/kg | 16.4 | 8.18 | 40 |
| Cl6-BZ#145 | ND | | ug/kg | 8.18 | 4.09 | 40 |
| Cl5-BZ#97 | 175 | | ug/kg | 8.18 | 4.09 | 40 |
| Cl6-BZ#148 | 5.09 | J | ug/kg | 8.18 | 4.09 | 40 |
| Cl4-BZ#79 | ND | | ug/kg | 8.18 | 4.09 | 40 |
| Cl5-BZ#116 | ND | | ug/kg | 8.18 | 4.09 | 40 |
| Cl6-BZ#154-Cal | 62.8 | | ug/kg | 8.18 | 4.09 | 40 |
| Cl4-BZ#78 | ND | | ug/kg | 8.18 | 4.09 | 40 |
| Cl5-BZ#87/#111 | 28.9 | | ug/kg | 16.4 | 8.18 | 40 |
| Cl6-BZ#136 | 124 | | ug/kg | 8.18 | 4.09 | 40 |
| Cl5-BZ#117 | 41.5 | | ug/kg | 8.18 | 4.09 | 40 |
| Cl5-BZ#115 | 5.41 | J | ug/kg | 8.18 | 4.09 | 40 |

**Project Name:** NEW BEDFORD HARBOR-LTM **Lab Number:** L2040097

**Project Number:** 60597627 **Report Date:** 11/25/20

## SAMPLE RESULTS

Lab ID: L2040097-02 D
Client ID: S-123-20FSP20-01-REP
Sample Location: NEW BEDFORD, MA

Date Collected: 09/22/20 09:04
Date Received: 09/23/20
Field Prep: Not Specified

Sample Depth:

| Parameter | Result | Qualifier | Units | RL | MDL | Dilution Factor |
|---|---|---|---|---|---|---|
| PCB Congeners/Homologs - Mansfield Lab | | | | | | |
| Cl5-BZ#85 | 21.8 | | ug/kg | 8.18 | 4.09 | 40 |
| Cl5-BZ#120 | 8.98 | | ug/kg | 8.18 | 4.09 | 40 |
| Cl5-BZ#110 | 1210 | | ug/kg | 8.18 | 4.09 | 40 |
| Cl4-BZ#81 | ND | | ug/kg | 8.18 | 4.09 | 40 |
| Cl6-BZ#151 | 135 | | ug/kg | 8.18 | 4.09 | 40 |
| Cl6-BZ#135 | 107 | | ug/kg | 8.18 | 4.09 | 40 |
| Cl5-BZ#82 | 9.36 | | ug/kg | 8.18 | 4.09 | 40 |
| Cl6-BZ#144 | 8.00 | J | ug/kg | 8.18 | 4.09 | 40 |
| Cl6-BZ#147/#149 | 921 | | ug/kg | 16.4 | 8.18 | 40 |
| Cl4-BZ#77 | 11.5 | | ug/kg | 8.18 | 4.09 | 40 |
| Cl6-BZ#143/#139 | 15.5 | J | ug/kg | 16.4 | 8.18 | 40 |
| Cl5-BZ#124 | 8.46 | | ug/kg | 8.18 | 4.09 | 40 |
| Cl6-BZ#140 | ND | | ug/kg | 8.18 | 4.09 | 40 |
| Cl5-BZ#108 | ND | | ug/kg | 8.18 | 4.09 | 40 |
| Cl5-BZ#107/#123 | 31.2 | | ug/kg | 16.4 | 8.18 | 40 |
| Cl7-BZ#188-Cal/RTW | ND | | ug/kg | 8.18 | 4.09 | 40 |
| Cl6-BZ#134 | 57.4 | | ug/kg | 8.18 | 4.09 | 40 |
| Cl5-BZ#106 | ND | | ug/kg | 8.18 | 4.09 | 40 |
| Cl6-BZ#133 | 17.4 | | ug/kg | 8.18 | 4.09 | 40 |
| Cl6-BZ#142 | ND | | ug/kg | 8.18 | 4.09 | 40 |
| Cl5-BZ#118 | 239 | | ug/kg | 8.18 | 4.09 | 40 |
| Cl6-BZ#131 | 9.34 | | ug/kg | 8.18 | 4.09 | 40 |
| Cl7-BZ#184 | ND | | ug/kg | 8.18 | 4.09 | 40 |
| Cl6-BZ#165 | ND | | ug/kg | 8.18 | 4.09 | 40 |
| Cl6-BZ#146 | 104 | | ug/kg | 8.18 | 4.09 | 40 |
| Cl6-BZ#161 | ND | | ug/kg | 8.18 | 4.09 | 40 |
| Cl5-BZ#122 | ND | | ug/kg | 8.18 | 4.09 | 40 |
| Cl6-BZ#168 | ND | | ug/kg | 8.18 | 4.09 | 40 |
| Cl5-BZ#114 | 16.7 | | ug/kg | 8.18 | 4.09 | 40 |
| Cl6-BZ#153 | 500 | | ug/kg | 8.18 | 4.09 | 40 |
| Cl6-BZ#132 | 34.7 | | ug/kg | 8.18 | 4.09 | 40 |
| Cl7-BZ#179 | 31.3 | | ug/kg | 8.18 | 4.09 | 40 |
| Cl6-BZ#141 | 18.6 | | ug/kg | 8.18 | 4.09 | 40 |
| Cl7-BZ#176 | 5.72 | J | ug/kg | 8.18 | 4.09 | 40 |
| Cl5-BZ#105 | 25.2 | | ug/kg | 8.18 | 4.09 | 40 |
| Cl6-BZ#137 | 16.3 | | ug/kg | 8.18 | 4.09 | 40 |
| Cl5-BZ#127 | ND | | ug/kg | 8.18 | 4.09 | 40 |

**Project Name:** NEW BEDFORD HARBOR-LTM **Lab Number:** L2040097

**Project Number:** 60597627 **Report Date:** 11/25/20

## SAMPLE RESULTS

Lab ID: L2040097-02 D
Client ID: S-123-20FSP20-01-REP
Sample Location: NEW BEDFORD, MA

Date Collected: 09/22/20 09:04
Date Received: 09/23/20
Field Prep: Not Specified

Sample Depth:

| Parameter | Result | Qualifier | Units | RL | MDL | Dilution Factor |
|---|---|---|---|---|---|---|
| PCB Congeners/Homologs - Mansfield Lab | | | | | | |
| Cl7-BZ#186 | ND | | ug/kg | 8.18 | 4.09 | 40 |
| Cl6-BZ#130/#164 | 50.7 | | ug/kg | 16.4 | 8.18 | 40 |
| Cl7-BZ#178 | 21.5 | | ug/kg | 8.18 | 4.09 | 40 |
| Cl6-BZ#138 | 91.1 | | ug/kg | 8.18 | 4.09 | 40 |
| Cl6-BZ#163/#160 | 234 | | ug/kg | 16.4 | 8.18 | 40 |
| Cl6-BZ#129/#158 | 61.3 | | ug/kg | 16.4 | 8.18 | 40 |
| Cl7-BZ#182/#175 | ND | | ug/kg | 16.4 | 8.18 | 40 |
| Cl7-BZ#187 | 114 | | ug/kg | 8.18 | 4.09 | 40 |
| Cl7-BZ#183 | 37.0 | | ug/kg | 8.18 | 4.09 | 40 |
| Cl6-BZ#166 | 6.18 | J | ug/kg | 8.18 | 4.09 | 40 |
| Cl6-BZ#159 | ND | | ug/kg | 8.18 | 4.09 | 40 |
| Cl5-BZ#126 | ND | | ug/kg | 8.18 | 4.09 | 40 |
| Cl7-BZ#185 | 5.30 | J | ug/kg | 8.18 | 4.09 | 40 |
| Cl6-BZ#162 | ND | | ug/kg | 8.18 | 4.09 | 40 |
| Cl7-BZ#174 | 24.6 | | ug/kg | 8.18 | 4.09 | 40 |
| Cl6-BZ#128 | 33.7 | | ug/kg | 8.18 | 4.09 | 40 |
| Cl8-BZ#202 | 7.75 | J | ug/kg | 8.18 | 4.09 | 40 |
| Cl6-BZ#167 | 26.2 | | ug/kg | 8.18 | 4.09 | 40 |
| Cl7-BZ#181 | ND | | ug/kg | 8.18 | 4.09 | 40 |
| Cl7-BZ#177 | 18.2 | | ug/kg | 8.18 | 4.09 | 40 |
| Cl8-BZ#204/#200-CAL | ND | | ug/kg | 16.4 | 8.18 | 40 |
| Cl7-BZ#171 | 14.5 | | ug/kg | 8.18 | 4.09 | 40 |
| Cl7-BZ#173 | ND | | ug/kg | 8.18 | 4.09 | 40 |
| Cl8-BZ#197 | ND | | ug/kg | 8.18 | 4.09 | 40 |
| Cl7-BZ#172 | 12.4 | | ug/kg | 8.18 | 4.09 | 40 |
| Cl7-BZ#192 | ND | | ug/kg | 8.18 | 4.09 | 40 |
| Cl6-BZ#156 | 33.7 | | ug/kg | 8.18 | 4.09 | 40 |
| Cl6-BZ#157 | 8.15 | J | ug/kg | 8.18 | 4.09 | 40 |
| Cl7-BZ#180 | 70.9 | | ug/kg | 8.18 | 4.09 | 40 |
| Cl7-BZ#193 | 8.08 | J | ug/kg | 8.18 | 4.09 | 40 |
| Cl8-BZ#199 | ND | | ug/kg | 8.18 | 4.09 | 40 |
| Cl7-BZ#191 | ND | | ug/kg | 8.18 | 4.09 | 40 |
| Cl8-BZ#198 | ND | | ug/kg | 8.18 | 4.09 | 40 |
| Cl8-BZ#201 | 19.8 | | ug/kg | 8.18 | 4.09 | 40 |
| Cl7-BZ#170 | 45.5 | | ug/kg | 8.18 | 4.09 | 40 |
| Cl7-BZ#190 | 12.5 | | ug/kg | 8.18 | 4.09 | 40 |
| Cl8-BZ#196 | 10.4 | | ug/kg | 8.18 | 4.09 | 40 |

**Project Name:** NEW BEDFORD HARBOR-LTM **Lab Number:** L2040097

**Project Number:** 60597627 **Report Date:** 11/25/20

## SAMPLE RESULTS

Lab ID: L2040097-02 D
Client ID: S-123-20FSP20-01-REP
Sample Location: NEW BEDFORD, MA

Date Collected: 09/22/20 09:04
Date Received: 09/23/20
Field Prep: Not Specified

Sample Depth:

| Parameter | Result | Qualifier | Units | RL | MDL | Dilution Factor |
|---|---|---|---|---|---|---|
| PCB Congeners/Homologs - Mansfield Lab | | | | | | |
| Cl8-BZ#203 | 14.4 | | ug/kg | 8.18 | 4.09 | 40 |
| Cl6-BZ#169 | ND | | ug/kg | 8.18 | 4.09 | 40 |
| Cl9-BZ#208 | 6.82 | J | ug/kg | 8.18 | 4.09 | 40 |
| Cl9-BZ#207 | ND | | ug/kg | 8.18 | 4.09 | 40 |
| Cl7-BZ#189 | 4.24 | J | ug/kg | 8.18 | 4.09 | 40 |
| Cl8-BZ#195 | 9.31 | | ug/kg | 8.18 | 4.09 | 40 |
| Cl8-BZ#194 | 20.0 | | ug/kg | 8.18 | 4.09 | 40 |
| Cl8-BZ#205 | ND | | ug/kg | 8.18 | 4.09 | 40 |
| Cl9-BZ#206-Cal/RTW | 11.5 | | ug/kg | 8.18 | 4.09 | 40 |
| Cl10-BZ#209-Cal/RTW | 4.82 | J | ug/kg | 8.18 | 4.09 | 40 |
| Monochlorobiphenyls | 21.1 | | ug/kg | 8.18 | 4.09 | 40 |
| Dichlorobiphenyls | 2570 | | ug/kg | 8.18 | 4.09 | 40 |
| Trichlorobiphenyls | 14500 | | ug/kg | 8.18 | 4.09 | 40 |
| Tetrachlorobiphenyls | 12500 | | ug/kg | 8.18 | 4.09 | 40 |
| Pentachlorobiphenyls | 5230 | | ug/kg | 8.18 | 4.09 | 40 |
| Hexachlorobiphenyls | 2690 | | ug/kg | 8.18 | 4.09 | 40 |
| Heptachlorobiphenyls | 426 | | ug/kg | 8.18 | 4.09 | 40 |
| Octachlorobiphenyls | 81.7 | | ug/kg | 8.18 | 4.09 | 40 |
| Nonachlorobiphenyls | 18.3 | | ug/kg | 8.18 | 4.09 | 40 |
| Decachlorobiphenyl | 4.82 | J | ug/kg | 8.18 | 4.09 | 40 |
| Total PCB | 38000 | | ug/kg | 8.18 | NA | 40 |

| Surrogate | % Recovery | Qualifier | Acceptance Criteria |
|---|---|---|---|
| Cl3-BZ#19-C13 (surr) | 82 | | 50-125 |
| Cl8-BZ#202-C13 (surr) | 103 | | 50-125 |

**Project Name:** NEW BEDFORD HARBOR-LTM
**Project Number:** 60597627
**Lab Number:** L2040097
**Report Date:** 11/25/20

## SAMPLE RESULTS

Lab ID: L2040097-03 D
Client ID: S-125-20FSP20-01
Sample Location: NEW BEDFORD, MA

Date Collected: 09/22/20 09:01
Date Received: 09/23/20
Field Prep: Not Specified

Sample Depth:
Matrix: Sediment
Analytical Method: 105,8270D-SIM/680(M)
Analytical Date: 10/12/20 15:02
Analyst: SV
Percent Solids: 93%

Extraction Method: EPA 3570
Extraction Date: 09/30/20 16:41
Cleanup Method: EPA 3630
Cleanup Date: 10/02/20

| Parameter | Result | Qualifier | Units | RL | MDL | Dilution Factor |
|---|---|---|---|---|---|---|
| PCB Congeners/Homologs - Mansfield Lab | | | | | | |
| Cl1-BZ#1-Cal/RTW | 3.27 | J | ug/kg | 4.16 | 2.08 | 20 |
| Cl1-BZ#2 | 2.18 | J | ug/kg | 4.16 | 2.08 | 20 |
| Cl1-BZ#3 | 6.84 | | ug/kg | 4.16 | 2.08 | 20 |
| Cl2-BZ#4/#10 | 60.4 | | ug/kg | 8.32 | 4.16 | 20 |
| Cl2-BZ#9 | 11.6 | | ug/kg | 4.16 | 2.08 | 20 |
| Cl2-BZ#7 | 7.24 | | ug/kg | 4.16 | 2.08 | 20 |
| Cl2-BZ#6 | 263 | | ug/kg | 4.16 | 2.08 | 20 |
| Cl2-BZ#5 | ND | | ug/kg | 4.16 | 2.08 | 20 |
| Cl2-BZ#8 | 253 | | ug/kg | 4.16 | 2.08 | 20 |
| Cl3-BZ#19 | 60.0 | | ug/kg | 4.16 | 2.08 | 20 |
| Cl2-BZ#14 | ND | | ug/kg | 4.16 | 2.08 | 20 |
| Cl3-BZ#30 | ND | | ug/kg | 4.16 | 2.08 | 20 |
| Cl3-BZ#18 | 737 | | ug/kg | 4.16 | 2.08 | 20 |
| Cl2-BZ#11 | 45.0 | | ug/kg | 4.16 | 2.08 | 20 |
| Cl3-BZ#17 | 392 | | ug/kg | 4.16 | 2.08 | 20 |
| Cl2-BZ#12 | ND | | ug/kg | 4.16 | 2.08 | 20 |
| Cl3-BZ#27 | 152 | | ug/kg | 4.16 | 2.08 | 20 |
| Cl2-BZ#13 | 180 | | ug/kg | 8.32 | 4.16 | 20 |
| Cl3-BZ#24 | 4.14 | J | ug/kg | 4.16 | 2.08 | 20 |
| Cl3-BZ#16 | 36.9 | | ug/kg | 4.16 | 2.08 | 20 |
| Cl3-BZ#32 | 291 | | ug/kg | 4.16 | 2.08 | 20 |
| Cl2-BZ#15 | 165 | | ug/kg | 4.16 | 2.08 | 20 |
| Cl3-BZ#34 | 17.9 | | ug/kg | 4.16 | 2.08 | 20 |
| Cl3-BZ#23 | ND | | ug/kg | 4.16 | 2.08 | 20 |
| Cl4-BZ#54 | 6.72 | | ug/kg | 4.16 | 2.08 | 20 |
| Cl3-BZ#29-Cal | ND | | ug/kg | 4.16 | 2.08 | 20 |
| Cl4-BZ#50-Cal | 9.53 | | ug/kg | 4.16 | 2.08 | 20 |
| Cl3-BZ#26 | 1420 | | ug/kg | 4.16 | 2.08 | 20 |

**Project Name:** NEW BEDFORD HARBOR-LTM **Lab Number:** L2040097

**Project Number:** 60597627 **Report Date:** 11/25/20

## SAMPLE RESULTS

Lab ID: L2040097-03 D Date Collected: 09/22/20 09:01

Client ID: S-125-20FSP20-01 Date Received: 09/23/20

Sample Location: NEW BEDFORD, MA Field Prep: Not Specified

Sample Depth:

| Parameter | Result | Qualifier | Units | RL | MDL | Dilution Factor |
|---|---|---|---|---|---|---|
| PCB Congeners/Homologs - Mansfield Lab | | | | | | |
| Cl3-BZ#25 | 851 | | ug/kg | 4.16 | 2.08 | 20 |
| Cl4-BZ#53 | 329 | | ug/kg | 4.16 | 2.08 | 20 |
| Cl3-BZ#-31 | 1500 | | ug/kg | 4.16 | 2.08 | 20 |
| Cl3-BZ#28 | 1390 | | ug/kg | 4.16 | 2.08 | 20 |
| Cl3-BZ#33 | 51.1 | | ug/kg | 4.16 | 2.08 | 20 |
| Cl4-BZ#51 | 140 | | ug/kg | 4.16 | 2.08 | 20 |
| Cl3-BZ#21/#20 | 70.8 | | ug/kg | 8.32 | 4.16 | 20 |
| Cl4-BZ#45 | 65.6 | | ug/kg | 4.16 | 2.08 | 20 |
| Cl3-BZ#22 | 144 | | ug/kg | 4.16 | 2.08 | 20 |
| Cl4-BZ#73/#46 | 58.0 | | ug/kg | 8.32 | 4.16 | 20 |
| Cl4-BZ#69 | 18.8 | | ug/kg | 4.16 | 2.08 | 20 |
| Cl4-BZ#43 | 10.2 | | ug/kg | 4.16 | 2.08 | 20 |
| Cl3-BZ#36 | 3.98 | J | ug/kg | 4.16 | 2.08 | 20 |
| Cl4-BZ#52 | 2260 | | ug/kg | 4.16 | 2.08 | 20 |
| Cl4-BZ#48 | 43.5 | | ug/kg | 4.16 | 2.08 | 20 |
| Cl4-BZ#49 | 2370 | | ug/kg | 4.16 | 2.08 | 20 |
| Cl5-BZ#104 | 2.14 | J | ug/kg | 4.16 | 2.08 | 20 |
| Cl4-BZ#47 | 722 | | ug/kg | 4.16 | 2.08 | 20 |
| Cl4-BZ#65/#75/#62 | 45.6 | | ug/kg | 12.5 | 6.24 | 20 |
| Cl3-BZ#39 | 6.41 | | ug/kg | 4.16 | 2.08 | 20 |
| Cl3-BZ#38 | ND | | ug/kg | 4.16 | 2.08 | 20 |
| Cl4-BZ#44 | 539 | | ug/kg | 4.16 | 2.08 | 20 |
| Cl4-BZ#59 | 122 | | ug/kg | 4.16 | 2.08 | 20 |
| Cl4-BZ#42 | 241 | | ug/kg | 4.16 | 2.08 | 20 |
| Cl4-BZ#71 | 363 | | ug/kg | 4.16 | 2.08 | 20 |
| Cl3-BZ#35 | 9.46 | | ug/kg | 4.16 | 2.08 | 20 |
| Cl4-BZ#41 | 5.96 | | ug/kg | 4.16 | 2.08 | 20 |
| Cl4-BZ#72 | 77.3 | | ug/kg | 4.16 | 2.08 | 20 |
| Cl5-BZ#96 | 15.1 | | ug/kg | 4.16 | 2.08 | 20 |
| Cl5-BZ#103 | 52.2 | | ug/kg | 4.16 | 2.08 | 20 |
| Cl4-BZ#68/#64 | 454 | | ug/kg | 8.32 | 4.16 | 20 |
| Cl4-BZ#40 | 50.2 | | ug/kg | 4.16 | 2.08 | 20 |
| Cl3-BZ#37 | 76.8 | | ug/kg | 4.16 | 2.08 | 20 |
| Cl5-BZ#100 | 43.5 | | ug/kg | 4.16 | 2.08 | 20 |
| Cl5-BZ#94 | 7.30 | | ug/kg | 4.16 | 2.08 | 20 |
| Cl4-BZ#57 | 30.4 | | ug/kg | 4.16 | 2.08 | 20 |
| Cl4-BZ#67/#58 | 80.3 | | ug/kg | 8.32 | 4.16 | 20 |

**Project Name:** NEW BEDFORD HARBOR-LTM **Lab Number:** L2040097

**Project Number:** 60597627 **Report Date:** 11/25/20

## SAMPLE RESULTS

Lab ID: L2040097-03 D Date Collected: 09/22/20 09:01

Client ID: S-125-20FSP20-01 Date Received: 09/23/20

Sample Location: NEW BEDFORD, MA Field Prep: Not Specified

Sample Depth:

| Parameter | Result | Qualifier | Units | RL | MDL | Dilution Factor |
|---|---|---|---|---|---|---|
| PCB Congeners/Homologs - Mansfield Lab | | | | | | |
| Cl5-BZ#102 | 103 | | ug/kg | 4.16 | 2.08 | 20 |
| Cl4-BZ#61 | ND | | ug/kg | 4.16 | 2.08 | 20 |
| Cl5-BZ#98 | 13.6 | | ug/kg | 4.16 | 2.08 | 20 |
| Cl4-BZ#76 | ND | | ug/kg | 4.16 | 2.08 | 20 |
| Cl5-BZ#93 | 3.90 | J | ug/kg | 4.16 | 2.08 | 20 |
| Cl4-BZ#63 | 31.7 | | ug/kg | 4.16 | 2.08 | 20 |
| Cl5-BZ#121/#95/#88 | 643 | | ug/kg | 12.5 | 6.24 | 20 |
| Cl4-BZ#74 | 196 | | ug/kg | 4.16 | 2.08 | 20 |
| Cl6-BZ#155 | ND | | ug/kg | 4.16 | 2.08 | 20 |
| Cl4-BZ#70 | 200 | | ug/kg | 4.16 | 2.08 | 20 |
| Cl5-BZ#91 | 450 | | ug/kg | 4.16 | 2.08 | 20 |
| Cl4-BZ#66 | 272 | | ug/kg | 4.16 | 2.08 | 20 |
| Cl4-BZ#80 | ND | | ug/kg | 4.16 | 2.08 | 20 |
| Cl4-BZ#55 | ND | | ug/kg | 4.16 | 2.08 | 20 |
| Cl5-BZ#92 | 215 | | ug/kg | 4.16 | 2.08 | 20 |
| Cl5-BZ#89/#84 | 225 | | ug/kg | 8.32 | 4.16 | 20 |
| Cl5-BZ#101/#90 | 752 | | ug/kg | 8.32 | 4.16 | 20 |
| Cl4-BZ#56 | 90.9 | | ug/kg | 4.16 | 2.08 | 20 |
| Cl5-BZ#113 | 26.6 | | ug/kg | 4.16 | 2.08 | 20 |
| Cl5-BZ#99 | 587 | | ug/kg | 4.16 | 2.08 | 20 |
| Cl6-BZ#150 | 10.8 | | ug/kg | 4.16 | 2.08 | 20 |
| Cl4-BZ#60 | 41.7 | | ug/kg | 4.16 | 2.08 | 20 |
| Cl6-BZ#152 | ND | | ug/kg | 4.16 | 2.08 | 20 |
| Cl5-BZ#119 | 127 | | ug/kg | 4.16 | 2.08 | 20 |
| Cl5-BZ#83/#125/#112 | 46.9 | | ug/kg | 12.5 | 6.24 | 20 |
| Cl5-BZ#86/#109 | ND | | ug/kg | 8.32 | 4.16 | 20 |
| Cl6-BZ#145 | ND | | ug/kg | 4.16 | 2.08 | 20 |
| Cl5-BZ#97 | 231 | | ug/kg | 4.16 | 2.08 | 20 |
| Cl6-BZ#148 | 3.80 | J | ug/kg | 4.16 | 2.08 | 20 |
| Cl4-BZ#79 | ND | | ug/kg | 4.16 | 2.08 | 20 |
| Cl5-BZ#116 | ND | | ug/kg | 4.16 | 2.08 | 20 |
| Cl6-BZ#154-Cal | 52.1 | | ug/kg | 4.16 | 2.08 | 20 |
| Cl4-BZ#78 | ND | | ug/kg | 4.16 | 2.08 | 20 |
| Cl5-BZ#87/#111 | 56.8 | | ug/kg | 8.32 | 4.16 | 20 |
| Cl6-BZ#136 | 115 | | ug/kg | 4.16 | 2.08 | 20 |
| Cl5-BZ#117 | 34.4 | | ug/kg | 4.16 | 2.08 | 20 |
| Cl5-BZ#115 | 10.1 | | ug/kg | 4.16 | 2.08 | 20 |

**Project Name:** NEW BEDFORD HARBOR-LTM **Lab Number:** L2040097

**Project Number:** 60597627 **Report Date:** 11/25/20

## SAMPLE RESULTS

Lab ID: L2040097-03 D Date Collected: 09/22/20 09:01

Client ID: S-125-20FSP20-01 Date Received: 09/23/20

Sample Location: NEW BEDFORD, MA Field Prep: Not Specified

Sample Depth:

| Parameter | Result | Qualifier | Units | RL | MDL | Dilution Factor |
|---|---|---|---|---|---|---|
| PCB Congeners/Homologs - Mansfield Lab | | | | | | |
| Cl5-BZ#85 | 41.2 | | ug/kg | 4.16 | 2.08 | 20 |
| Cl5-BZ#120 | 7.97 | | ug/kg | 4.16 | 2.08 | 20 |
| Cl5-BZ#110 | 1040 | | ug/kg | 4.16 | 2.08 | 20 |
| Cl4-BZ#81 | ND | | ug/kg | 4.16 | 2.08 | 20 |
| Cl6-BZ#151 | 108 | | ug/kg | 4.16 | 2.08 | 20 |
| Cl6-BZ#135 | 93.7 | | ug/kg | 4.16 | 2.08 | 20 |
| Cl5-BZ#82 | 17.3 | | ug/kg | 4.16 | 2.08 | 20 |
| Cl6-BZ#144 | 9.42 | | ug/kg | 4.16 | 2.08 | 20 |
| Cl6-BZ#147/#149 | 804 | | ug/kg | 8.32 | 4.16 | 20 |
| Cl4-BZ#77 | 26.9 | | ug/kg | 4.16 | 2.08 | 20 |
| Cl6-BZ#143/#139 | 15.7 | | ug/kg | 8.32 | 4.16 | 20 |
| Cl5-BZ#124 | 16.1 | | ug/kg | 4.16 | 2.08 | 20 |
| Cl6-BZ#140 | ND | | ug/kg | 4.16 | 2.08 | 20 |
| Cl5-BZ#108 | ND | | ug/kg | 4.16 | 2.08 | 20 |
| Cl5-BZ#107/#123 | 47.7 | | ug/kg | 8.32 | 4.16 | 20 |
| Cl7-BZ#188-Cal/RTW | ND | | ug/kg | 4.16 | 2.08 | 20 |
| Cl6-BZ#134 | 48.0 | | ug/kg | 4.16 | 2.08 | 20 |
| Cl5-BZ#106 | ND | | ug/kg | 4.16 | 2.08 | 20 |
| Cl6-BZ#133 | 12.8 | | ug/kg | 4.16 | 2.08 | 20 |
| Cl6-BZ#142 | ND | | ug/kg | 4.16 | 2.08 | 20 |
| Cl5-BZ#118 | 471 | | ug/kg | 4.16 | 2.08 | 20 |
| Cl6-BZ#131 | 9.69 | | ug/kg | 4.16 | 2.08 | 20 |
| Cl7-BZ#184 | ND | | ug/kg | 4.16 | 2.08 | 20 |
| Cl6-BZ#165 | ND | | ug/kg | 4.16 | 2.08 | 20 |
| Cl6-BZ#146 | 98.5 | | ug/kg | 4.16 | 2.08 | 20 |
| Cl6-BZ#161 | ND | | ug/kg | 4.16 | 2.08 | 20 |
| Cl5-BZ#122 | 5.76 | | ug/kg | 4.16 | 2.08 | 20 |
| Cl6-BZ#168 | ND | | ug/kg | 4.16 | 2.08 | 20 |
| Cl5-BZ#114 | 21.8 | | ug/kg | 4.16 | 2.08 | 20 |
| Cl6-BZ#153 | 581 | | ug/kg | 4.16 | 2.08 | 20 |
| Cl6-BZ#132 | 65.2 | | ug/kg | 4.16 | 2.08 | 20 |
| Cl7-BZ#179 | 29.5 | | ug/kg | 4.16 | 2.08 | 20 |
| Cl6-BZ#141 | 30.4 | | ug/kg | 4.16 | 2.08 | 20 |
| Cl7-BZ#176 | 5.17 | | ug/kg | 4.16 | 2.08 | 20 |
| Cl5-BZ#105 | 64.3 | | ug/kg | 4.16 | 2.08 | 20 |
| Cl6-BZ#137 | 26.3 | | ug/kg | 4.16 | 2.08 | 20 |
| Cl5-BZ#127 | ND | | ug/kg | 4.16 | 2.08 | 20 |

**Project Name:** NEW BEDFORD HARBOR-LTM **Lab Number:** L2040097

**Project Number:** 60597627 **Report Date:** 11/25/20

## SAMPLE RESULTS

Lab ID: L2040097-03 D
Client ID: S-125-20FSP20-01
Sample Location: NEW BEDFORD, MA

Date Collected: 09/22/20 09:01
Date Received: 09/23/20
Field Prep: Not Specified

Sample Depth:

| Parameter | Result | Qualifier | Units | RL | MDL | Dilution Factor |
|---|---|---|---|---|---|---|
| PCB Congeners/Homologs - Mansfield Lab | | | | | | |
| Cl7-BZ#186 | ND | | ug/kg | 4.16 | 2.08 | 20 |
| Cl6-BZ#130/#164 | 71.3 | | ug/kg | 8.32 | 4.16 | 20 |
| Cl7-BZ#178 | 18.7 | | ug/kg | 4.16 | 2.08 | 20 |
| Cl6-BZ#138 | 173 | | ug/kg | 4.16 | 2.08 | 20 |
| Cl6-BZ#163/#160 | 220 | | ug/kg | 8.32 | 4.16 | 20 |
| Cl6-BZ#129/#158 | 81.5 | | ug/kg | 8.32 | 4.16 | 20 |
| Cl7-BZ#182/#175 | ND | | ug/kg | 8.32 | 4.16 | 20 |
| Cl7-BZ#187 | 99.1 | | ug/kg | 4.16 | 2.08 | 20 |
| Cl7-BZ#183 | 38.2 | | ug/kg | 4.16 | 2.08 | 20 |
| Cl6-BZ#166 | 5.42 | | ug/kg | 4.16 | 2.08 | 20 |
| Cl6-BZ#159 | ND | | ug/kg | 4.16 | 2.08 | 20 |
| Cl5-BZ#126 | ND | | ug/kg | 4.16 | 2.08 | 20 |
| Cl7-BZ#185 | 4.24 | | ug/kg | 4.16 | 2.08 | 20 |
| Cl6-BZ#162 | 3.79 | J | ug/kg | 4.16 | 2.08 | 20 |
| Cl7-BZ#174 | 25.1 | | ug/kg | 4.16 | 2.08 | 20 |
| Cl6-BZ#128 | 58.4 | | ug/kg | 4.16 | 2.08 | 20 |
| Cl8-BZ#202 | 6.11 | | ug/kg | 4.16 | 2.08 | 20 |
| Cl6-BZ#167 | 32.9 | | ug/kg | 4.16 | 2.08 | 20 |
| Cl7-BZ#181 | 3.45 | J | ug/kg | 4.16 | 2.08 | 20 |
| Cl7-BZ#177 | 21.2 | | ug/kg | 4.16 | 2.08 | 20 |
| Cl8-BZ#204/#200-CAL | ND | | ug/kg | 8.32 | 4.16 | 20 |
| Cl7-BZ#171 | 18.1 | | ug/kg | 4.16 | 2.08 | 20 |
| Cl7-BZ#173 | ND | | ug/kg | 4.16 | 2.08 | 20 |
| Cl8-BZ#197 | ND | | ug/kg | 4.16 | 2.08 | 20 |
| Cl7-BZ#172 | 10.8 | | ug/kg | 4.16 | 2.08 | 20 |
| Cl7-BZ#192 | ND | | ug/kg | 4.16 | 2.08 | 20 |
| Cl6-BZ#156 | 48.9 | | ug/kg | 4.16 | 2.08 | 20 |
| Cl6-BZ#157 | 12.5 | | ug/kg | 4.16 | 2.08 | 20 |
| Cl7-BZ#180 | 82.6 | | ug/kg | 4.16 | 2.08 | 20 |
| Cl7-BZ#193 | 7.39 | | ug/kg | 4.16 | 2.08 | 20 |
| Cl8-BZ#199 | 2.94 | J | ug/kg | 4.16 | 2.08 | 20 |
| Cl7-BZ#191 | 3.06 | J | ug/kg | 4.16 | 2.08 | 20 |
| Cl8-BZ#198 | ND | | ug/kg | 4.16 | 2.08 | 20 |
| Cl8-BZ#201 | 18.4 | | ug/kg | 4.16 | 2.08 | 20 |
| Cl7-BZ#170 | 56.7 | | ug/kg | 4.16 | 2.08 | 20 |
| Cl7-BZ#190 | 14.6 | | ug/kg | 4.16 | 2.08 | 20 |
| Cl8-BZ#196 | 10.9 | | ug/kg | 4.16 | 2.08 | 20 |

**Project Name:** NEW BEDFORD HARBOR-LTM **Lab Number:** L2040097

**Project Number:** 60597627 **Report Date:** 11/25/20

## SAMPLE RESULTS

Lab ID: L2040097-03 D Date Collected: 09/22/20 09:01

Client ID: S-125-20FSP20-01 Date Received: 09/23/20

Sample Location: NEW BEDFORD, MA Field Prep: Not Specified

Sample Depth:

| Parameter | Result | Qualifier | Units | RL | MDL | Dilution Factor |
|---|---|---|---|---|---|---|
| PCB Congeners/Homologs - Mansfield Lab | | | | | | |
| Cl8-BZ#203 | 13.1 | | ug/kg | 4.16 | 2.08 | 20 |
| Cl6-BZ#169 | ND | | ug/kg | 4.16 | 2.08 | 20 |
| Cl9-BZ#208 | 5.42 | | ug/kg | 4.16 | 2.08 | 20 |
| Cl9-BZ#207 | 2.16 | J | ug/kg | 4.16 | 2.08 | 20 |
| Cl7-BZ#189 | 10.8 | | ug/kg | 4.16 | 2.08 | 20 |
| Cl8-BZ#195 | 9.92 | | ug/kg | 4.16 | 2.08 | 20 |
| Cl8-BZ#194 | 25.4 | | ug/kg | 4.16 | 2.08 | 20 |
| Cl8-BZ#205 | ND | | ug/kg | 4.16 | 2.08 | 20 |
| Cl9-BZ#206-Cal/RTW | 13.7 | | ug/kg | 4.16 | 2.08 | 20 |
| Cl10-BZ#209-Cal/RTW | 5.63 | | ug/kg | 4.16 | 2.08 | 20 |
| Monochlorobiphenyls | 12.3 | | ug/kg | 4.16 | 2.08 | 20 |
| Dichlorobiphenyls | 985 | | ug/kg | 4.16 | 2.08 | 20 |
| Trichlorobiphenyls | 7210 | | ug/kg | 4.16 | 2.08 | 20 |
| Tetrachlorobiphenyls | 8900 | | ug/kg | 4.16 | 2.08 | 20 |
| Pentachlorobiphenyls | 5380 | | ug/kg | 4.16 | 2.08 | 20 |
| Hexachlorobiphenyls | 2790 | | ug/kg | 4.16 | 2.08 | 20 |
| Heptachlorobiphenyls | 449 | | ug/kg | 4.16 | 2.08 | 20 |
| Octachlorobiphenyls | 86.8 | | ug/kg | 4.16 | 2.08 | 20 |
| Nonachlorobiphenyls | 21.3 | | ug/kg | 4.16 | 2.08 | 20 |
| Decachlorobiphenyl | 5.63 | | ug/kg | 4.16 | 2.08 | 20 |
| Total PCB | 25800 | | ug/kg | 4.16 | NA | 20 |

| Surrogate | % Recovery | Qualifier | Acceptance Criteria |
|---|---|---|---|
| Cl3-BZ#19-C13 (surr) | 79 | | 50-125 |
| Cl8-BZ#202-C13 (surr) | 78 | | 50-125 |

**Project Name:** NEW BEDFORD HARBOR-LTM **Lab Number:** L2040097

**Project Number:** 60597627 **Report Date:** 11/25/20

## SAMPLE RESULTS

Lab ID: L2040097-04 D
Client ID: S-126-20FSP20-01
Sample Location: NEW BEDFORD, MA

Date Collected: 09/22/20 11:09
Date Received: 09/23/20
Field Prep: Not Specified

Sample Depth:
Matrix: Sediment
Analytical Method: 105,8270D-SIM/680(M)
Analytical Date: 10/12/20 16:23
Analyst: SV
Percent Solids: 99%

Extraction Method: EPA 3570
Extraction Date: 09/30/20 16:41
Cleanup Method: EPA 3630
Cleanup Date: 10/02/20

| Parameter | Result | Qualifier | Units | RL | MDL | Dilution Factor |
|---|---|---|---|---|---|---|
| PCB Congeners/Homologs - Mansfield Lab | | | | | | |
| Cl1-BZ#1-Cal/RTW | 0.585 | | ug/kg | 0.371 | 0.185 | 2 |
| Cl1-BZ#2 | 0.496 | | ug/kg | 0.371 | 0.185 | 2 |
| Cl1-BZ#3 | 1.47 | | ug/kg | 0.371 | 0.185 | 2 |
| Cl2-BZ#4/#10 | 7.59 | | ug/kg | 0.742 | 0.371 | 2 |
| Cl2-BZ#9 | 1.82 | | ug/kg | 0.371 | 0.185 | 2 |
| Cl2-BZ#7 | 1.23 | | ug/kg | 0.371 | 0.185 | 2 |
| Cl2-BZ#6 | 37.7 | | ug/kg | 0.371 | 0.185 | 2 |
| Cl2-BZ#5 | ND | | ug/kg | 0.371 | 0.185 | 2 |
| Cl2-BZ#8 | 39.6 | | ug/kg | 0.371 | 0.185 | 2 |
| Cl3-BZ#19 | 7.76 | | ug/kg | 0.371 | 0.185 | 2 |
| Cl2-BZ#14 | ND | | ug/kg | 0.371 | 0.185 | 2 |
| Cl3-BZ#30 | ND | | ug/kg | 0.371 | 0.185 | 2 |
| Cl3-BZ#18 | 100 | | ug/kg | 0.371 | 0.185 | 2 |
| Cl2-BZ#11 | 7.66 | | ug/kg | 0.371 | 0.185 | 2 |
| Cl3-BZ#17 | 53.8 | | ug/kg | 0.371 | 0.185 | 2 |
| Cl2-BZ#12 | ND | | ug/kg | 0.371 | 0.185 | 2 |
| Cl3-BZ#27 | 23.7 | | ug/kg | 0.371 | 0.185 | 2 |
| Cl2-BZ#13 | 31.8 | | ug/kg | 0.742 | 0.371 | 2 |
| Cl3-BZ#24 | 0.443 | | ug/kg | 0.371 | 0.185 | 2 |
| Cl3-BZ#16 | 5.55 | | ug/kg | 0.371 | 0.185 | 2 |
| Cl3-BZ#32 | 43.3 | | ug/kg | 0.371 | 0.185 | 2 |
| Cl2-BZ#15 | 30.8 | | ug/kg | 0.371 | 0.185 | 2 |
| Cl3-BZ#34 | 2.69 | | ug/kg | 0.371 | 0.185 | 2 |
| Cl3-BZ#23 | ND | | ug/kg | 0.371 | 0.185 | 2 |
| Cl4-BZ#54 | 1.08 | | ug/kg | 0.371 | 0.185 | 2 |
| Cl3-BZ#29-Cal | 0.272 | J | ug/kg | 0.371 | 0.185 | 2 |
| Cl4-BZ#50-Cal | 1.14 | | ug/kg | 0.371 | 0.185 | 2 |
| Cl3-BZ#26 | 208 | | ug/kg | 0.371 | 0.185 | 2 |

**Project Name:** NEW BEDFORD HARBOR-LTM **Lab Number:** L2040097

**Project Number:** 60597627 **Report Date:** 11/25/20

## SAMPLE RESULTS

Lab ID: L2040097-04 D
Client ID: S-126-20FSP20-01
Sample Location: NEW BEDFORD, MA

Date Collected: 09/22/20 11:09
Date Received: 09/23/20
Field Prep: Not Specified

Sample Depth:

| Parameter | Result | Qualifier | Units | RL | MDL | Dilution Factor |
|---|---|---|---|---|---|---|
| PCB Congeners/Homologs - Mansfield Lab | | | | | | |
| Cl3-BZ#25 | 132 | | ug/kg | 0.371 | 0.185 | 2 |
| Cl4-BZ#53 | 51.5 | | ug/kg | 0.371 | 0.185 | 2 |
| Cl3-BZ#-31 | 238 | | ug/kg | 0.371 | 0.185 | 2 |
| Cl3-BZ#28 | 240 | | ug/kg | 0.371 | 0.185 | 2 |
| Cl3-BZ#33 | 12.4 | | ug/kg | 0.371 | 0.185 | 2 |
| Cl4-BZ#51 | 22.1 | | ug/kg | 0.371 | 0.185 | 2 |
| Cl3-BZ#21/#20 | 8.83 | | ug/kg | 0.742 | 0.371 | 2 |
| Cl4-BZ#45 | 8.23 | | ug/kg | 0.371 | 0.185 | 2 |
| Cl3-BZ#22 | 22.2 | | ug/kg | 0.371 | 0.185 | 2 |
| Cl4-BZ#73/#46 | 8.90 | | ug/kg | 0.742 | 0.371 | 2 |
| Cl4-BZ#69 | 2.90 | | ug/kg | 0.371 | 0.185 | 2 |
| Cl4-BZ#43 | 1.34 | | ug/kg | 0.371 | 0.185 | 2 |
| Cl3-BZ#36 | 0.734 | | ug/kg | 0.371 | 0.185 | 2 |
| Cl4-BZ#52 | 329 | | ug/kg | 0.371 | 0.185 | 2 |
| Cl4-BZ#48 | 8.20 | | ug/kg | 0.371 | 0.185 | 2 |
| Cl4-BZ#49 | 343 | | ug/kg | 0.371 | 0.185 | 2 |
| Cl5-BZ#104 | 0.322 | J | ug/kg | 0.371 | 0.185 | 2 |
| Cl4-BZ#47 | 112 | | ug/kg | 0.371 | 0.185 | 2 |
| Cl4-BZ#65/#75/#62 | 7.28 | | ug/kg | 1.11 | 0.556 | 2 |
| Cl3-BZ#39 | 1.21 | | ug/kg | 0.371 | 0.185 | 2 |
| Cl3-BZ#38 | ND | | ug/kg | 0.371 | 0.185 | 2 |
| Cl4-BZ#44 | 74.8 | | ug/kg | 0.371 | 0.185 | 2 |
| Cl4-BZ#59 | 14.7 | | ug/kg | 0.371 | 0.185 | 2 |
| Cl4-BZ#42 | 35.4 | | ug/kg | 0.371 | 0.185 | 2 |
| Cl4-BZ#71 | 59.7 | | ug/kg | 0.371 | 0.185 | 2 |
| Cl3-BZ#35 | 1.60 | | ug/kg | 0.371 | 0.185 | 2 |
| Cl4-BZ#41 | 0.975 | | ug/kg | 0.371 | 0.185 | 2 |
| Cl4-BZ#72 | 11.5 | | ug/kg | 0.371 | 0.185 | 2 |
| Cl5-BZ#96 | 2.06 | | ug/kg | 0.371 | 0.185 | 2 |
| Cl5-BZ#103 | 7.28 | | ug/kg | 0.371 | 0.185 | 2 |
| Cl4-BZ#68/#64 | 61.0 | | ug/kg | 0.742 | 0.371 | 2 |
| Cl4-BZ#40 | 7.29 | | ug/kg | 0.371 | 0.185 | 2 |
| Cl3-BZ#37 | 16.6 | | ug/kg | 0.371 | 0.185 | 2 |
| Cl5-BZ#100 | 6.24 | | ug/kg | 0.371 | 0.185 | 2 |
| Cl5-BZ#94 | 0.973 | | ug/kg | 0.371 | 0.185 | 2 |
| Cl4-BZ#57 | 3.94 | | ug/kg | 0.371 | 0.185 | 2 |
| Cl4-BZ#67/#58 | 14.7 | | ug/kg | 0.742 | 0.371 | 2 |

**Project Name:** NEW BEDFORD HARBOR-LTM **Lab Number:** L2040097

**Project Number:** 60597627 **Report Date:** 11/25/20

## SAMPLE RESULTS

Lab ID: L2040097-04 D
Client ID: S-126-20FSP20-01
Sample Location: NEW BEDFORD, MA

Date Collected: 09/22/20 11:09
Date Received: 09/23/20
Field Prep: Not Specified

Sample Depth:

| Parameter | Result | Qualifier | Units | RL | MDL | Dilution Factor |
|---|---|---|---|---|---|---|
| PCB Congeners/Homologs - Mansfield Lab | | | | | | |
| Cl5-BZ#102 | 17.1 | | ug/kg | 0.371 | 0.185 | 2 |
| Cl4-BZ#61 | ND | | ug/kg | 0.371 | 0.185 | 2 |
| Cl5-BZ#98 | 1.92 | | ug/kg | 0.371 | 0.185 | 2 |
| Cl4-BZ#76 | ND | | ug/kg | 0.371 | 0.185 | 2 |
| Cl5-BZ#93 | 0.496 | | ug/kg | 0.371 | 0.185 | 2 |
| Cl4-BZ#63 | 4.70 | | ug/kg | 0.371 | 0.185 | 2 |
| Cl5-BZ#121/#95/#88 | 90.1 | | ug/kg | 1.11 | 0.556 | 2 |
| Cl4-BZ#74 | 39.4 | | ug/kg | 0.371 | 0.185 | 2 |
| Cl6-BZ#155 | ND | | ug/kg | 0.371 | 0.185 | 2 |
| Cl4-BZ#70 | 40.7 | | ug/kg | 0.371 | 0.185 | 2 |
| Cl5-BZ#91 | 60.6 | | ug/kg | 0.371 | 0.185 | 2 |
| Cl4-BZ#66 | 57.8 | | ug/kg | 0.371 | 0.185 | 2 |
| Cl4-BZ#80 | ND | | ug/kg | 0.371 | 0.185 | 2 |
| Cl4-BZ#55 | 1.58 | | ug/kg | 0.371 | 0.185 | 2 |
| Cl5-BZ#92 | 31.5 | | ug/kg | 0.371 | 0.185 | 2 |
| Cl5-BZ#89/#84 | 33.3 | | ug/kg | 0.742 | 0.371 | 2 |
| Cl5-BZ#101/#90 | 126 | | ug/kg | 0.742 | 0.371 | 2 |
| Cl4-BZ#56 | 16.5 | | ug/kg | 0.371 | 0.185 | 2 |
| Cl5-BZ#113 | 3.04 | | ug/kg | 0.371 | 0.185 | 2 |
| Cl5-BZ#99 | 104 | | ug/kg | 0.371 | 0.185 | 2 |
| Cl6-BZ#150 | 1.42 | | ug/kg | 0.371 | 0.185 | 2 |
| Cl4-BZ#60 | 8.91 | | ug/kg | 0.371 | 0.185 | 2 |
| Cl6-BZ#152 | 0.210 | J | ug/kg | 0.371 | 0.185 | 2 |
| Cl5-BZ#119 | 19.2 | | ug/kg | 0.371 | 0.185 | 2 |
| Cl5-BZ#83/#125/#112 | 6.15 | | ug/kg | 1.11 | 0.556 | 2 |
| Cl5-BZ#86/#109 | ND | | ug/kg | 0.742 | 0.371 | 2 |
| Cl6-BZ#145 | ND | | ug/kg | 0.371 | 0.185 | 2 |
| Cl5-BZ#97 | 40.2 | | ug/kg | 0.371 | 0.185 | 2 |
| Cl6-BZ#148 | 0.574 | | ug/kg | 0.371 | 0.185 | 2 |
| Cl4-BZ#79 | 0.259 | J | ug/kg | 0.371 | 0.185 | 2 |
| Cl5-BZ#116 | ND | | ug/kg | 0.371 | 0.185 | 2 |
| Cl6-BZ#154-Cal | 7.54 | | ug/kg | 0.371 | 0.185 | 2 |
| Cl4-BZ#78 | ND | | ug/kg | 0.371 | 0.185 | 2 |
| Cl5-BZ#87/#111 | 12.2 | | ug/kg | 0.742 | 0.371 | 2 |
| Cl6-BZ#136 | 16.8 | | ug/kg | 0.371 | 0.185 | 2 |
| Cl5-BZ#117 | 5.71 | | ug/kg | 0.371 | 0.185 | 2 |
| Cl5-BZ#115 | 2.06 | | ug/kg | 0.371 | 0.185 | 2 |

**Project Name:** NEW BEDFORD HARBOR-LTM **Lab Number:** L2040097

**Project Number:** 60597627 **Report Date:** 11/25/20

## SAMPLE RESULTS

Lab ID: L2040097-04 D
Client ID: S-126-20FSP20-01
Sample Location: NEW BEDFORD, MA

Date Collected: 09/22/20 11:09
Date Received: 09/23/20
Field Prep: Not Specified

Sample Depth:

| Parameter | Result | Qualifier | Units | RL | MDL | Dilution Factor |
|---|---|---|---|---|---|---|
| PCB Congeners/Homologs - Mansfield Lab | | | | | | |
| Cl5-BZ#85 | 9.64 | | ug/kg | 0.371 | 0.185 | 2 |
| Cl5-BZ#120 | 1.51 | | ug/kg | 0.371 | 0.185 | 2 |
| Cl5-BZ#110 | 165 | | ug/kg | 0.371 | 0.185 | 2 |
| Cl4-BZ#81 | ND | | ug/kg | 0.371 | 0.185 | 2 |
| Cl6-BZ#151 | 16.8 | | ug/kg | 0.371 | 0.185 | 2 |
| Cl6-BZ#135 | 14.5 | | ug/kg | 0.371 | 0.185 | 2 |
| Cl5-BZ#82 | 3.54 | | ug/kg | 0.371 | 0.185 | 2 |
| Cl6-BZ#144 | 1.82 | | ug/kg | 0.371 | 0.185 | 2 |
| Cl6-BZ#147/#149 | 124 | | ug/kg | 0.742 | 0.371 | 2 |
| Cl4-BZ#77 | 6.72 | | ug/kg | 0.371 | 0.185 | 2 |
| Cl6-BZ#143/#139 | 2.30 | | ug/kg | 0.742 | 0.371 | 2 |
| Cl5-BZ#124 | 3.10 | | ug/kg | 0.371 | 0.185 | 2 |
| Cl6-BZ#140 | 0.277 | J | ug/kg | 0.371 | 0.185 | 2 |
| Cl5-BZ#108 | ND | | ug/kg | 0.371 | 0.185 | 2 |
| Cl5-BZ#107/#123 | 9.40 | | ug/kg | 0.742 | 0.371 | 2 |
| Cl7-BZ#188-Cal/RTW | 0.261 | J | ug/kg | 0.371 | 0.185 | 2 |
| Cl6-BZ#134 | 7.43 | | ug/kg | 0.371 | 0.185 | 2 |
| Cl5-BZ#106 | 0.482 | | ug/kg | 0.371 | 0.185 | 2 |
| Cl6-BZ#133 | 2.34 | | ug/kg | 0.371 | 0.185 | 2 |
| Cl6-BZ#142 | ND | | ug/kg | 0.371 | 0.185 | 2 |
| Cl5-BZ#118 | 101 | | ug/kg | 0.371 | 0.185 | 2 |
| Cl6-BZ#131 | 1.50 | | ug/kg | 0.371 | 0.185 | 2 |
| Cl7-BZ#184 | ND | | ug/kg | 0.371 | 0.185 | 2 |
| Cl6-BZ#165 | ND | | ug/kg | 0.371 | 0.185 | 2 |
| Cl6-BZ#146 | 17.5 | | ug/kg | 0.371 | 0.185 | 2 |
| Cl6-BZ#161 | ND | | ug/kg | 0.371 | 0.185 | 2 |
| Cl5-BZ#122 | 0.970 | | ug/kg | 0.371 | 0.185 | 2 |
| Cl6-BZ#168 | ND | | ug/kg | 0.371 | 0.185 | 2 |
| Cl5-BZ#114 | 3.39 | | ug/kg | 0.371 | 0.185 | 2 |
| Cl6-BZ#153 | 104 | | ug/kg | 0.371 | 0.185 | 2 |
| Cl6-BZ#132 | 14.0 | | ug/kg | 0.371 | 0.185 | 2 |
| Cl7-BZ#179 | 4.60 | | ug/kg | 0.371 | 0.185 | 2 |
| Cl6-BZ#141 | 6.13 | | ug/kg | 0.371 | 0.185 | 2 |
| Cl7-BZ#176 | 1.06 | | ug/kg | 0.371 | 0.185 | 2 |
| Cl5-BZ#105 | 15.1 | | ug/kg | 0.371 | 0.185 | 2 |
| Cl6-BZ#137 | 4.81 | | ug/kg | 0.371 | 0.185 | 2 |
| Cl5-BZ#127 | ND | | ug/kg | 0.371 | 0.185 | 2 |

**Project Name:** NEW BEDFORD HARBOR-LTM **Lab Number:** L2040097

**Project Number:** 60597627 **Report Date:** 11/25/20

## SAMPLE RESULTS

Lab ID: L2040097-04 D Date Collected: 09/22/20 11:09

Client ID: S-126-20FSP20-01 Date Received: 09/23/20

Sample Location: NEW BEDFORD, MA Field Prep: Not Specified

Sample Depth:

| Parameter | Result | Qualifier | Units | RL | MDL | Dilution Factor |
|---|---|---|---|---|---|---|
| PCB Congeners/Homologs - Mansfield Lab | | | | | | |
| Cl7-BZ#186 | ND | | ug/kg | 0.371 | 0.185 | 2 |
| Cl6-BZ#130/#164 | 13.7 | | ug/kg | 0.742 | 0.371 | 2 |
| Cl7-BZ#178 | 2.81 | | ug/kg | 0.371 | 0.185 | 2 |
| Cl6-BZ#138 | 39.3 | | ug/kg | 0.371 | 0.185 | 2 |
| Cl6-BZ#163/#160 | 32.0 | | ug/kg | 0.742 | 0.371 | 2 |
| Cl6-BZ#129/#158 | 14.9 | | ug/kg | 0.742 | 0.371 | 2 |
| Cl7-BZ#182/#175 | 0.557 | J | ug/kg | 0.742 | 0.371 | 2 |
| Cl7-BZ#187 | 15.8 | | ug/kg | 0.371 | 0.185 | 2 |
| Cl7-BZ#183 | 5.81 | | ug/kg | 0.371 | 0.185 | 2 |
| Cl6-BZ#166 | 1.01 | | ug/kg | 0.371 | 0.185 | 2 |
| Cl6-BZ#159 | ND | | ug/kg | 0.371 | 0.185 | 2 |
| Cl5-BZ#126 | 0.891 | | ug/kg | 0.371 | 0.185 | 2 |
| Cl7-BZ#185 | 0.645 | | ug/kg | 0.371 | 0.185 | 2 |
| Cl6-BZ#162 | 0.749 | | ug/kg | 0.371 | 0.185 | 2 |
| Cl7-BZ#174 | 4.54 | | ug/kg | 0.371 | 0.185 | 2 |
| Cl6-BZ#128 | 12.6 | | ug/kg | 0.371 | 0.185 | 2 |
| Cl8-BZ#202 | 1.10 | | ug/kg | 0.371 | 0.185 | 2 |
| Cl6-BZ#167 | 5.93 | | ug/kg | 0.371 | 0.185 | 2 |
| Cl7-BZ#181 | 0.398 | | ug/kg | 0.371 | 0.185 | 2 |
| Cl7-BZ#177 | 4.04 | | ug/kg | 0.371 | 0.185 | 2 |
| Cl8-BZ#204/#200-CAL | 0.657 | J | ug/kg | 0.742 | 0.371 | 2 |
| Cl7-BZ#171 | 3.10 | | ug/kg | 0.371 | 0.185 | 2 |
| Cl7-BZ#173 | ND | | ug/kg | 0.371 | 0.185 | 2 |
| Cl8-BZ#197 | ND | | ug/kg | 0.371 | 0.185 | 2 |
| Cl7-BZ#172 | 1.73 | | ug/kg | 0.371 | 0.185 | 2 |
| Cl7-BZ#192 | ND | | ug/kg | 0.371 | 0.185 | 2 |
| Cl6-BZ#156 | 9.78 | | ug/kg | 0.371 | 0.185 | 2 |
| Cl6-BZ#157 | 2.73 | | ug/kg | 0.371 | 0.185 | 2 |
| Cl7-BZ#180 | 13.4 | | ug/kg | 0.371 | 0.185 | 2 |
| Cl7-BZ#193 | 1.37 | | ug/kg | 0.371 | 0.185 | 2 |
| Cl8-BZ#199 | 0.398 | | ug/kg | 0.371 | 0.185 | 2 |
| Cl7-BZ#191 | 0.689 | | ug/kg | 0.371 | 0.185 | 2 |
| Cl8-BZ#198 | ND | | ug/kg | 0.371 | 0.185 | 2 |
| Cl8-BZ#201 | 2.63 | | ug/kg | 0.371 | 0.185 | 2 |
| Cl7-BZ#170 | 10.2 | | ug/kg | 0.371 | 0.185 | 2 |
| Cl7-BZ#190 | 2.44 | | ug/kg | 0.371 | 0.185 | 2 |
| Cl8-BZ#196 | 1.56 | | ug/kg | 0.371 | 0.185 | 2 |

**Project Name:** NEW BEDFORD HARBOR-LTM **Lab Number:** L2040097

**Project Number:** 60597627 **Report Date:** 11/25/20

## SAMPLE RESULTS

Lab ID: L2040097-04 D
Client ID: S-126-20FSP20-01
Sample Location: NEW BEDFORD, MA

Date Collected: 09/22/20 11:09
Date Received: 09/23/20
Field Prep: Not Specified

Sample Depth:

| Parameter | Result | Qualifier | Units | RL | MDL | Dilution Factor |
|---|---|---|---|---|---|---|
| PCB Congeners/Homologs - Mansfield Lab | | | | | | |
| Cl8-BZ#203 | 2.08 | | ug/kg | 0.371 | 0.185 | 2 |
| Cl6-BZ#169 | ND | | ug/kg | 0.371 | 0.185 | 2 |
| Cl9-BZ#208 | 0.692 | | ug/kg | 0.371 | 0.185 | 2 |
| Cl9-BZ#207 | 0.323 | J | ug/kg | 0.371 | 0.185 | 2 |
| Cl7-BZ#189 | 1.30 | | ug/kg | 0.371 | 0.185 | 2 |
| Cl8-BZ#195 | 1.29 | | ug/kg | 0.371 | 0.185 | 2 |
| Cl8-BZ#194 | 3.58 | | ug/kg | 0.371 | 0.185 | 2 |
| Cl8-BZ#205 | ND | | ug/kg | 0.371 | 0.185 | 2 |
| Cl9-BZ#206-Cal/RTW | 1.96 | | ug/kg | 0.371 | 0.185 | 2 |
| Cl10-BZ#209-Cal/RTW | 0.572 | | ug/kg | 0.371 | 0.185 | 2 |
| Monochlorobiphenyls | 2.55 | | ug/kg | 0.371 | 0.185 | 2 |
| Dichlorobiphenyls | 158 | | ug/kg | 0.371 | 0.185 | 2 |
| Trichlorobiphenyls | 1120 | | ug/kg | 0.371 | 0.185 | 2 |
| Tetrachlorobiphenyls | 1360 | | ug/kg | 0.371 | 0.185 | 2 |
| Pentachlorobiphenyls | 884 | | ug/kg | 0.371 | 0.185 | 2 |
| Hexachlorobiphenyls | 477 | | ug/kg | 0.371 | 0.185 | 2 |
| Heptachlorobiphenyls | 74.8 | | ug/kg | 0.371 | 0.185 | 2 |
| Octachlorobiphenyls | 13.3 | | ug/kg | 0.371 | 0.185 | 2 |
| Nonachlorobiphenyls | 2.98 | | ug/kg | 0.371 | 0.185 | 2 |
| Decachlorobiphenyl | 0.572 | | ug/kg | 0.371 | 0.185 | 2 |
| Total PCB | 4090 | | ug/kg | 0.371 | NA | 2 |

| Surrogate | % Recovery | Qualifier | Acceptance Criteria |
|---|---|---|---|
| Cl3-BZ#19-C13 (surr) | 68 | | 50-125 |
| Cl8-BZ#202-C13 (surr) | 74 | | 50-125 |

**Project Name:** NEW BEDFORD HARBOR-LTM **Lab Number:** L2040097

**Project Number:** 60597627 **Report Date:** 11/25/20

## SAMPLE RESULTS

Lab ID: L2040097-05 D
Client ID: S-128-20FSP20-01
Sample Location: NEW BEDFORD, MA

Date Collected: 09/22/20 11:02
Date Received: 09/23/20
Field Prep: Not Specified

Sample Depth:
Matrix: Sediment
Analytical Method: 105,8270D-SIM/680(M)
Analytical Date: 10/07/20 14:12
Analyst: SV
Percent Solids: 95%

Extraction Method: EPA 3570
Extraction Date: 09/30/20 16:41
Cleanup Method: EPA 3630
Cleanup Date: 10/02/20

| Parameter | Result | Qualifier | Units | RL | MDL | Dilution Factor |
|---|---|---|---|---|---|---|
| PCB Congeners/Homologs - Mansfield Lab | | | | | | |
| Cl1-BZ#1-Cal/RTW | 20.0 | | ug/kg | 19.3 | 9.64 | 100 |
| Cl1-BZ#2 | 11.1 | J | ug/kg | 19.3 | 9.64 | 100 |
| Cl1-BZ#3 | 21.7 | | ug/kg | 19.3 | 9.64 | 100 |
| Cl2-BZ#4/#10 | 832 | | ug/kg | 38.6 | 19.3 | 100 |
| Cl2-BZ#9 | 124 | | ug/kg | 19.3 | 9.64 | 100 |
| Cl2-BZ#7 | 65.2 | | ug/kg | 19.3 | 9.64 | 100 |
| Cl2-BZ#6 | 3350 | | ug/kg | 19.3 | 9.64 | 100 |
| Cl2-BZ#5 | ND | | ug/kg | 19.3 | 9.64 | 100 |
| Cl2-BZ#8 | 2660 | | ug/kg | 19.3 | 9.64 | 100 |
| Cl3-BZ#19 | 406 | | ug/kg | 19.3 | 9.64 | 100 |
| Cl2-BZ#14 | ND | | ug/kg | 19.3 | 9.64 | 100 |
| Cl3-BZ#30 | ND | | ug/kg | 19.3 | 9.64 | 100 |
| Cl3-BZ#18 | 5680 | | ug/kg | 19.3 | 9.64 | 100 |
| Cl2-BZ#11 | 420 | | ug/kg | 19.3 | 9.64 | 100 |
| Cl3-BZ#17 | 2980 | | ug/kg | 19.3 | 9.64 | 100 |
| Cl2-BZ#12 | ND | | ug/kg | 19.3 | 9.64 | 100 |
| Cl3-BZ#27 | 719 | | ug/kg | 19.3 | 9.64 | 100 |
| Cl2-BZ#13 | 1590 | | ug/kg | 38.6 | 19.3 | 100 |
| Cl3-BZ#24 | 38.6 | | ug/kg | 19.3 | 9.64 | 100 |
| Cl3-BZ#16 | 354 | | ug/kg | 19.3 | 9.64 | 100 |
| Cl3-BZ#32 | 1620 | | ug/kg | 19.3 | 9.64 | 100 |
| Cl2-BZ#15 | 967 | | ug/kg | 19.3 | 9.64 | 100 |
| Cl3-BZ#34 | 113 | | ug/kg | 19.3 | 9.64 | 100 |
| Cl3-BZ#23 | ND | | ug/kg | 19.3 | 9.64 | 100 |
| Cl4-BZ#54 | 21.4 | | ug/kg | 19.3 | 9.64 | 100 |
| Cl3-BZ#29-Cal | ND | | ug/kg | 19.3 | 9.64 | 100 |
| Cl4-BZ#50-Cal | 45.2 | | ug/kg | 19.3 | 9.64 | 100 |
| Cl3-BZ#26 | 9260 | | ug/kg | 19.3 | 9.64 | 100 |

**Project Name:** NEW BEDFORD HARBOR-LTM **Lab Number:** L2040097

**Project Number:** 60597627 **Report Date:** 11/25/20

## SAMPLE RESULTS

Lab ID: L2040097-05 D Date Collected: 09/22/20 11:02

Client ID: S-128-20FSP20-01 Date Received: 09/23/20

Sample Location: NEW BEDFORD, MA Field Prep: Not Specified

Sample Depth:

| Parameter | Result | Qualifier | Units | RL | MDL | Dilution Factor |
|---|---|---|---|---|---|---|
| PCB Congeners/Homologs - Mansfield Lab | | | | | | |
| Cl3-BZ#25 | 5640 | | ug/kg | 19.3 | 9.64 | 100 |
| Cl4-BZ#53 | 1100 | | ug/kg | 19.3 | 9.64 | 100 |
| Cl3-BZ#-31 | 10000 | | ug/kg | 19.3 | 9.64 | 100 |
| Cl3-BZ#28 | 8700 | | ug/kg | 19.3 | 9.64 | 100 |
| Cl3-BZ#33 | 114 | | ug/kg | 19.3 | 9.64 | 100 |
| Cl4-BZ#51 | 453 | | ug/kg | 19.3 | 9.64 | 100 |
| Cl3-BZ#21/#20 | 608 | | ug/kg | 38.6 | 19.3 | 100 |
| Cl4-BZ#45 | 560 | | ug/kg | 19.3 | 9.64 | 100 |
| Cl3-BZ#22 | 1150 | | ug/kg | 19.3 | 9.64 | 100 |
| Cl4-BZ#73/#46 | 283 | | ug/kg | 38.6 | 19.3 | 100 |
| Cl4-BZ#69 | 65.2 | | ug/kg | 19.3 | 9.64 | 100 |
| Cl4-BZ#43 | 82.1 | | ug/kg | 19.3 | 9.64 | 100 |
| Cl3-BZ#36 | 26.9 | | ug/kg | 19.3 | 9.64 | 100 |
| Cl4-BZ#52 | 10600 | | ug/kg | 19.3 | 9.64 | 100 |
| Cl4-BZ#48 | 283 | | ug/kg | 19.3 | 9.64 | 100 |
| Cl4-BZ#49 | 10800 | | ug/kg | 19.3 | 9.64 | 100 |
| Cl5-BZ#104 | ND | | ug/kg | 19.3 | 9.64 | 100 |
| Cl4-BZ#47 | 3210 | | ug/kg | 19.3 | 9.64 | 100 |
| Cl4-BZ#65/#75/#62 | 201 | | ug/kg | 57.8 | 28.9 | 100 |
| Cl3-BZ#39 | 36.4 | | ug/kg | 19.3 | 9.64 | 100 |
| Cl3-BZ#38 | ND | | ug/kg | 19.3 | 9.64 | 100 |
| Cl4-BZ#44 | 3500 | | ug/kg | 19.3 | 9.64 | 100 |
| Cl4-BZ#59 | 747 | | ug/kg | 19.3 | 9.64 | 100 |
| Cl4-BZ#42 | 1480 | | ug/kg | 19.3 | 9.64 | 100 |
| Cl4-BZ#71 | 1500 | | ug/kg | 19.3 | 9.64 | 100 |
| Cl3-BZ#35 | 40.8 | | ug/kg | 19.3 | 9.64 | 100 |
| Cl4-BZ#41 | 26.4 | | ug/kg | 19.3 | 9.64 | 100 |
| Cl4-BZ#72 | 304 | | ug/kg | 19.3 | 9.64 | 100 |
| Cl5-BZ#96 | 64.2 | | ug/kg | 19.3 | 9.64 | 100 |
| Cl5-BZ#103 | 197 | | ug/kg | 19.3 | 9.64 | 100 |
| Cl4-BZ#68/#64 | 3060 | | ug/kg | 38.6 | 19.3 | 100 |
| Cl4-BZ#40 | 322 | | ug/kg | 19.3 | 9.64 | 100 |
| Cl3-BZ#37 | 236 | | ug/kg | 19.3 | 9.64 | 100 |
| Cl5-BZ#100 | 156 | | ug/kg | 19.3 | 9.64 | 100 |
| Cl5-BZ#94 | 20.0 | | ug/kg | 19.3 | 9.64 | 100 |
| Cl4-BZ#57 | 172 | | ug/kg | 19.3 | 9.64 | 100 |
| Cl4-BZ#67/#58 | 421 | | ug/kg | 38.6 | 19.3 | 100 |

**Project Name:** NEW BEDFORD HARBOR-LTM **Lab Number:** L2040097

**Project Number:** 60597627 **Report Date:** 11/25/20

## SAMPLE RESULTS

Lab ID: L2040097-05 D
Client ID: S-128-20FSP20-01
Sample Location: NEW BEDFORD, MA

Date Collected: 09/22/20 11:02
Date Received: 09/23/20
Field Prep: Not Specified

Sample Depth:

| Parameter | Result | Qualifier | Units | RL | MDL | Dilution Factor |
|---|---|---|---|---|---|---|
| PCB Congeners/Homologs - Mansfield Lab | | | | | | |
| Cl5-BZ#102 | 275 | | ug/kg | 19.3 | 9.64 | 100 |
| Cl4-BZ#61 | ND | | ug/kg | 19.3 | 9.64 | 100 |
| Cl5-BZ#98 | 58.2 | | ug/kg | 19.3 | 9.64 | 100 |
| Cl4-BZ#76 | ND | | ug/kg | 19.3 | 9.64 | 100 |
| Cl5-BZ#93 | 25.3 | | ug/kg | 19.3 | 9.64 | 100 |
| Cl4-BZ#63 | 179 | | ug/kg | 19.3 | 9.64 | 100 |
| Cl5-BZ#121/#95/#88 | 3070 | | ug/kg | 57.8 | 28.9 | 100 |
| Cl4-BZ#74 | 845 | | ug/kg | 19.3 | 9.64 | 100 |
| Cl6-BZ#155 | ND | | ug/kg | 19.3 | 9.64 | 100 |
| Cl4-BZ#70 | 534 | | ug/kg | 19.3 | 9.64 | 100 |
| Cl5-BZ#91 | 2100 | | ug/kg | 19.3 | 9.64 | 100 |
| Cl4-BZ#66 | 868 | | ug/kg | 19.3 | 9.64 | 100 |
| Cl4-BZ#80 | ND | | ug/kg | 19.3 | 9.64 | 100 |
| Cl4-BZ#55 | 26.4 | | ug/kg | 19.3 | 9.64 | 100 |
| Cl5-BZ#92 | 915 | | ug/kg | 19.3 | 9.64 | 100 |
| Cl5-BZ#89/#84 | 1090 | | ug/kg | 38.6 | 19.3 | 100 |
| Cl5-BZ#101/#90 | 2780 | | ug/kg | 38.6 | 19.3 | 100 |
| Cl4-BZ#56 | 339 | | ug/kg | 19.3 | 9.64 | 100 |
| Cl5-BZ#113 | 82.5 | | ug/kg | 19.3 | 9.64 | 100 |
| Cl5-BZ#99 | 2370 | | ug/kg | 19.3 | 9.64 | 100 |
| Cl6-BZ#150 | 38.4 | | ug/kg | 19.3 | 9.64 | 100 |
| Cl4-BZ#60 | 178 | | ug/kg | 19.3 | 9.64 | 100 |
| Cl6-BZ#152 | ND | | ug/kg | 19.3 | 9.64 | 100 |
| Cl5-BZ#119 | 487 | | ug/kg | 19.3 | 9.64 | 100 |
| Cl5-BZ#83/#125/#112 | 164 | | ug/kg | 57.8 | 28.9 | 100 |
| Cl5-BZ#86/#109 | ND | | ug/kg | 38.6 | 19.3 | 100 |
| Cl6-BZ#145 | ND | | ug/kg | 19.3 | 9.64 | 100 |
| Cl5-BZ#97 | 1050 | | ug/kg | 19.3 | 9.64 | 100 |
| Cl6-BZ#148 | 16.0 | J | ug/kg | 19.3 | 9.64 | 100 |
| Cl4-BZ#79 | ND | | ug/kg | 19.3 | 9.64 | 100 |
| Cl5-BZ#116 | ND | | ug/kg | 19.3 | 9.64 | 100 |
| Cl6-BZ#154-Cal | 178 | | ug/kg | 19.3 | 9.64 | 100 |
| Cl4-BZ#78 | ND | | ug/kg | 19.3 | 9.64 | 100 |
| Cl5-BZ#87/#111 | 185 | | ug/kg | 38.6 | 19.3 | 100 |
| Cl6-BZ#136 | 431 | | ug/kg | 19.3 | 9.64 | 100 |
| Cl5-BZ#117 | 171 | | ug/kg | 19.3 | 9.64 | 100 |
| Cl5-BZ#115 | 51.5 | | ug/kg | 19.3 | 9.64 | 100 |

**Project Name:** NEW BEDFORD HARBOR-LTM **Lab Number:** L2040097

**Project Number:** 60597627 **Report Date:** 11/25/20

## SAMPLE RESULTS

Lab ID: L2040097-05 D Date Collected: 09/22/20 11:02

Client ID: S-128-20FSP20-01 Date Received: 09/23/20

Sample Location: NEW BEDFORD, MA Field Prep: Not Specified

Sample Depth:

| Parameter | Result | Qualifier | Units | RL | MDL | Dilution Factor |
|---|---|---|---|---|---|---|
| PCB Congeners/Homologs - Mansfield Lab | | | | | | |
| Cl5-BZ#85 | 155 | | ug/kg | 19.3 | 9.64 | 100 |
| Cl5-BZ#120 | 41.0 | | ug/kg | 19.3 | 9.64 | 100 |
| Cl5-BZ#110 | 4770 | | ug/kg | 19.3 | 9.64 | 100 |
| Cl4-BZ#81 | ND | | ug/kg | 19.3 | 9.64 | 100 |
| Cl6-BZ#151 | 433 | | ug/kg | 19.3 | 9.64 | 100 |
| Cl6-BZ#135 | 361 | | ug/kg | 19.3 | 9.64 | 100 |
| Cl5-BZ#82 | 64.2 | | ug/kg | 19.3 | 9.64 | 100 |
| Cl6-BZ#144 | 34.2 | | ug/kg | 19.3 | 9.64 | 100 |
| Cl6-BZ#147/#149 | 3050 | | ug/kg | 38.6 | 19.3 | 100 |
| Cl4-BZ#77 | 71.9 | | ug/kg | 19.3 | 9.64 | 100 |
| Cl6-BZ#143/#139 | 54.8 | | ug/kg | 38.6 | 19.3 | 100 |
| Cl5-BZ#124 | 43.4 | | ug/kg | 19.3 | 9.64 | 100 |
| Cl6-BZ#140 | ND | | ug/kg | 19.3 | 9.64 | 100 |
| Cl5-BZ#108 | ND | | ug/kg | 19.3 | 9.64 | 100 |
| Cl5-BZ#107/#123 | 154 | | ug/kg | 38.6 | 19.3 | 100 |
| Cl7-BZ#188-Cal/RTW | ND | | ug/kg | 19.3 | 9.64 | 100 |
| Cl6-BZ#134 | 200 | | ug/kg | 19.3 | 9.64 | 100 |
| Cl5-BZ#106 | ND | | ug/kg | 19.3 | 9.64 | 100 |
| Cl6-BZ#133 | 51.7 | | ug/kg | 19.3 | 9.64 | 100 |
| Cl6-BZ#142 | ND | | ug/kg | 19.3 | 9.64 | 100 |
| Cl5-BZ#118 | 1440 | | ug/kg | 19.3 | 9.64 | 100 |
| Cl6-BZ#131 | 42.3 | | ug/kg | 19.3 | 9.64 | 100 |
| Cl7-BZ#184 | ND | | ug/kg | 19.3 | 9.64 | 100 |
| Cl6-BZ#165 | ND | | ug/kg | 19.3 | 9.64 | 100 |
| Cl6-BZ#146 | 352 | | ug/kg | 19.3 | 9.64 | 100 |
| Cl6-BZ#161 | ND | | ug/kg | 19.3 | 9.64 | 100 |
| Cl5-BZ#122 | ND | | ug/kg | 19.3 | 9.64 | 100 |
| Cl6-BZ#168 | ND | | ug/kg | 19.3 | 9.64 | 100 |
| Cl5-BZ#114 | ND | | ug/kg | 19.3 | 9.64 | 100 |
| Cl6-BZ#153 | 1880 | | ug/kg | 19.3 | 9.64 | 100 |
| Cl6-BZ#132 | 193 | | ug/kg | 19.3 | 9.64 | 100 |
| Cl7-BZ#179 | 105 | | ug/kg | 19.3 | 9.64 | 100 |
| Cl6-BZ#141 | 112 | | ug/kg | 19.3 | 9.64 | 100 |
| Cl7-BZ#176 | 22.5 | | ug/kg | 19.3 | 9.64 | 100 |
| Cl5-BZ#105 | 192 | | ug/kg | 19.3 | 9.64 | 100 |
| Cl6-BZ#137 | 77.8 | | ug/kg | 19.3 | 9.64 | 100 |
| Cl5-BZ#127 | ND | | ug/kg | 19.3 | 9.64 | 100 |

**Project Name:** NEW BEDFORD HARBOR-LTM **Lab Number:** L2040097

**Project Number:** 60597627 **Report Date:** 11/25/20

## SAMPLE RESULTS

Lab ID: L2040097-05 D
Client ID: S-128-20FSP20-01
Sample Location: NEW BEDFORD, MA

Date Collected: 09/22/20 11:02
Date Received: 09/23/20
Field Prep: Not Specified

Sample Depth:

| Parameter | Result | Qualifier | Units | RL | MDL | Dilution Factor |
|---|---|---|---|---|---|---|
| PCB Congeners/Homologs - Mansfield Lab | | | | | | |
| Cl7-BZ#186 | ND | | ug/kg | 19.3 | 9.64 | 100 |
| Cl6-BZ#130/#164 | 252 | | ug/kg | 38.6 | 19.3 | 100 |
| Cl7-BZ#178 | 67.8 | | ug/kg | 19.3 | 9.64 | 100 |
| Cl6-BZ#138 | 551 | | ug/kg | 19.3 | 9.64 | 100 |
| Cl6-BZ#163/#160 | 756 | | ug/kg | 38.6 | 19.3 | 100 |
| Cl6-BZ#129/#158 | 295 | | ug/kg | 38.6 | 19.3 | 100 |
| Cl7-BZ#182/#175 | ND | | ug/kg | 38.6 | 19.3 | 100 |
| Cl7-BZ#187 | 344 | | ug/kg | 19.3 | 9.64 | 100 |
| Cl7-BZ#183 | 123 | | ug/kg | 19.3 | 9.64 | 100 |
| Cl6-BZ#166 | 19.4 | | ug/kg | 19.3 | 9.64 | 100 |
| Cl6-BZ#159 | ND | | ug/kg | 19.3 | 9.64 | 100 |
| Cl5-BZ#126 | ND | | ug/kg | 19.3 | 9.64 | 100 |
| Cl7-BZ#185 | 17.2 | J | ug/kg | 19.3 | 9.64 | 100 |
| Cl6-BZ#162 | 11.3 | J | ug/kg | 19.3 | 9.64 | 100 |
| Cl7-BZ#174 | 89.9 | | ug/kg | 19.3 | 9.64 | 100 |
| Cl6-BZ#128 | 193 | | ug/kg | 19.3 | 9.64 | 100 |
| Cl8-BZ#202 | 22.2 | | ug/kg | 19.3 | 9.64 | 100 |
| Cl6-BZ#167 | 96.4 | | ug/kg | 19.3 | 9.64 | 100 |
| Cl7-BZ#181 | 11.9 | J | ug/kg | 19.3 | 9.64 | 100 |
| Cl7-BZ#177 | 79.7 | | ug/kg | 19.3 | 9.64 | 100 |
| Cl8-BZ#204/#200-CAL | ND | | ug/kg | 38.6 | 19.3 | 100 |
| Cl7-BZ#171 | 56.4 | | ug/kg | 19.3 | 9.64 | 100 |
| Cl7-BZ#173 | ND | | ug/kg | 19.3 | 9.64 | 100 |
| Cl8-BZ#197 | ND | | ug/kg | 19.3 | 9.64 | 100 |
| Cl7-BZ#172 | 38.7 | | ug/kg | 19.3 | 9.64 | 100 |
| Cl7-BZ#192 | ND | | ug/kg | 19.3 | 9.64 | 100 |
| Cl6-BZ#156 | 157 | | ug/kg | 19.3 | 9.64 | 100 |
| Cl6-BZ#157 | 35.6 | | ug/kg | 19.3 | 9.64 | 100 |
| Cl7-BZ#180 | 247 | | ug/kg | 19.3 | 9.64 | 100 |
| Cl7-BZ#193 | 30.0 | | ug/kg | 19.3 | 9.64 | 100 |
| Cl8-BZ#199 | ND | | ug/kg | 19.3 | 9.64 | 100 |
| Cl7-BZ#191 | 17.5 | J | ug/kg | 19.3 | 9.64 | 100 |
| Cl8-BZ#198 | ND | | ug/kg | 19.3 | 9.64 | 100 |
| Cl8-BZ#201 | 59.6 | | ug/kg | 19.3 | 9.64 | 100 |
| Cl7-BZ#170 | 196 | | ug/kg | 19.3 | 9.64 | 100 |
| Cl7-BZ#190 | 50.8 | | ug/kg | 19.3 | 9.64 | 100 |
| Cl8-BZ#196 | 38.3 | | ug/kg | 19.3 | 9.64 | 100 |

**Project Name:** NEW BEDFORD HARBOR-LTM **Lab Number:** L2040097

**Project Number:** 60597627 **Report Date:** 11/25/20

## SAMPLE RESULTS

Lab ID: L2040097-05 D
Client ID: S-128-20FSP20-01
Sample Location: NEW BEDFORD, MA

Date Collected: 09/22/20 11:02
Date Received: 09/23/20
Field Prep: Not Specified

Sample Depth:

| Parameter | Result | Qualifier | Units | RL | MDL | Dilution Factor |
|---|---|---|---|---|---|---|
| PCB Congeners/Homologs - Mansfield Lab | | | | | | |
| Cl8-BZ#203 | 42.1 | | ug/kg | 19.3 | 9.64 | 100 |
| Cl6-BZ#169 | ND | | ug/kg | 19.3 | 9.64 | 100 |
| Cl9-BZ#208 | 19.6 | | ug/kg | 19.3 | 9.64 | 100 |
| Cl9-BZ#207 | ND | | ug/kg | 19.3 | 9.64 | 100 |
| Cl7-BZ#189 | 26.2 | | ug/kg | 19.3 | 9.64 | 100 |
| Cl8-BZ#195 | 28.8 | | ug/kg | 19.3 | 9.64 | 100 |
| Cl8-BZ#194 | 78.3 | | ug/kg | 19.3 | 9.64 | 100 |
| Cl8-BZ#205 | ND | | ug/kg | 19.3 | 9.64 | 100 |
| Cl9-BZ#206-Cal/RTW | 44.6 | | ug/kg | 19.3 | 9.64 | 100 |
| Cl10-BZ#209-Cal/RTW | 19.0 | J | ug/kg | 19.3 | 9.64 | 100 |
| Monochlorobiphenyls | 52.8 | | ug/kg | 19.3 | 9.64 | 100 |
| Dichlorobiphenyls | 10000 | | ug/kg | 19.3 | 9.64 | 100 |
| Trichlorobiphenyls | 47700 | | ug/kg | 19.3 | 9.64 | 100 |
| Tetrachlorobiphenyls | 42300 | | ug/kg | 19.3 | 9.64 | 100 |
| Pentachlorobiphenyls | 22200 | | ug/kg | 19.3 | 9.64 | 100 |
| Hexachlorobiphenyls | 9870 | | ug/kg | 19.3 | 9.64 | 100 |
| Heptachlorobiphenyls | 1520 | | ug/kg | 19.3 | 9.64 | 100 |
| Octachlorobiphenyls | 269 | | ug/kg | 19.3 | 9.64 | 100 |
| Nonachlorobiphenyls | 64.2 | | ug/kg | 19.3 | 9.64 | 100 |
| Decachlorobiphenyl | 19.0 | J | ug/kg | 19.3 | 9.64 | 100 |
| Total PCB | 134000 | | ug/kg | 19.3 | NA | 100 |

| Surrogate | % Recovery | Qualifier | Acceptance Criteria |
|---|---|---|---|
| Cl3-BZ#19-C13 (surr) | **0** | Q | 50-125 |
| Cl8-BZ#202-C13 (surr) | **0** | Q | 50-125 |

**Project Name:** NEW BEDFORD HARBOR-LTM **Lab Number:** L2040097

**Project Number:** 60597627 **Report Date:** 11/25/20

## SAMPLE RESULTS

Lab ID: L2040097-06 D
Client ID: S-131-20FSP20-01
Sample Location: NEW BEDFORD, MA

Date Collected: 09/22/20 12:18
Date Received: 09/23/20
Field Prep: Not Specified

Sample Depth:
Matrix: Sediment
Analytical Method: 105,8270D-SIM/680(M)
Analytical Date: 10/07/20 15:33
Analyst: SV
Percent Solids: 96%

Extraction Method: EPA 3570
Extraction Date: 09/30/20 16:41
Cleanup Method: EPA 3630
Cleanup Date: 10/02/20

| Parameter | Result | Qualifier | Units | RL | MDL | Dilution Factor |
|---|---|---|---|---|---|---|
| PCB Congeners/Homologs - Mansfield Lab | | | | | | |
| Cl1-BZ#1-Cal/RTW | ND | | ug/kg | 3.99 | 2.00 | 20 |
| Cl1-BZ#2 | 2.10 | J | ug/kg | 3.99 | 2.00 | 20 |
| Cl1-BZ#3 | 6.78 | | ug/kg | 3.99 | 2.00 | 20 |
| Cl2-BZ#4/#10 | 50.4 | | ug/kg | 7.98 | 3.99 | 20 |
| Cl2-BZ#9 | 8.61 | | ug/kg | 3.99 | 2.00 | 20 |
| Cl2-BZ#7 | 4.91 | | ug/kg | 3.99 | 2.00 | 20 |
| Cl2-BZ#6 | 226 | | ug/kg | 3.99 | 2.00 | 20 |
| Cl2-BZ#5 | ND | | ug/kg | 3.99 | 2.00 | 20 |
| Cl2-BZ#8 | 207 | | ug/kg | 3.99 | 2.00 | 20 |
| Cl3-BZ#19 | 84.6 | | ug/kg | 3.99 | 2.00 | 20 |
| Cl2-BZ#14 | ND | | ug/kg | 3.99 | 2.00 | 20 |
| Cl3-BZ#30 | ND | | ug/kg | 3.99 | 2.00 | 20 |
| Cl3-BZ#18 | 655 | | ug/kg | 3.99 | 2.00 | 20 |
| Cl2-BZ#11 | 40.3 | | ug/kg | 3.99 | 2.00 | 20 |
| Cl3-BZ#17 | 328 | | ug/kg | 3.99 | 2.00 | 20 |
| Cl2-BZ#12 | ND | | ug/kg | 3.99 | 2.00 | 20 |
| Cl3-BZ#27 | 158 | | ug/kg | 3.99 | 2.00 | 20 |
| Cl2-BZ#13 | 142 | | ug/kg | 7.98 | 3.99 | 20 |
| Cl3-BZ#24 | ND | | ug/kg | 3.99 | 2.00 | 20 |
| Cl3-BZ#16 | 19.5 | | ug/kg | 3.99 | 2.00 | 20 |
| Cl3-BZ#32 | 306 | | ug/kg | 3.99 | 2.00 | 20 |
| Cl2-BZ#15 | 121 | | ug/kg | 3.99 | 2.00 | 20 |
| Cl3-BZ#34 | 14.5 | | ug/kg | 3.99 | 2.00 | 20 |
| Cl3-BZ#23 | ND | | ug/kg | 3.99 | 2.00 | 20 |
| Cl4-BZ#54 | 12.7 | | ug/kg | 3.99 | 2.00 | 20 |
| Cl3-BZ#29-Cal | ND | | ug/kg | 3.99 | 2.00 | 20 |
| Cl4-BZ#50-Cal | 5.73 | | ug/kg | 3.99 | 2.00 | 20 |
| Cl3-BZ#26 | 1180 | | ug/kg | 3.99 | 2.00 | 20 |

**Project Name:** NEW BEDFORD HARBOR-LTM **Lab Number:** L2040097

**Project Number:** 60597627 **Report Date:** 11/25/20

## SAMPLE RESULTS

Lab ID: L2040097-06 D
Client ID: S-131-20FSP20-01
Sample Location: NEW BEDFORD, MA

Date Collected: 09/22/20 12:18
Date Received: 09/23/20
Field Prep: Not Specified

Sample Depth:

| Parameter | Result | Qualifier | Units | RL | MDL | Dilution Factor |
|---|---|---|---|---|---|---|
| PCB Congeners/Homologs - Mansfield Lab | | | | | | |
| Cl3-BZ#25 | 707 | | ug/kg | 3.99 | 2.00 | 20 |
| Cl4-BZ#53 | 358 | | ug/kg | 3.99 | 2.00 | 20 |
| Cl3-BZ#-31 | 1190 | | ug/kg | 3.99 | 2.00 | 20 |
| Cl3-BZ#28 | 1090 | | ug/kg | 3.99 | 2.00 | 20 |
| Cl3-BZ#33 | 41.3 | | ug/kg | 3.99 | 2.00 | 20 |
| Cl4-BZ#51 | 147 | | ug/kg | 3.99 | 2.00 | 20 |
| Cl3-BZ#21/#20 | 52.4 | | ug/kg | 7.98 | 3.99 | 20 |
| Cl4-BZ#45 | 31.1 | | ug/kg | 3.99 | 2.00 | 20 |
| Cl3-BZ#22 | 93.0 | | ug/kg | 3.99 | 2.00 | 20 |
| Cl4-BZ#73/#46 | 29.5 | | ug/kg | 7.98 | 3.99 | 20 |
| Cl4-BZ#69 | 16.2 | | ug/kg | 3.99 | 2.00 | 20 |
| Cl4-BZ#43 | 7.20 | | ug/kg | 3.99 | 2.00 | 20 |
| Cl3-BZ#36 | 4.50 | | ug/kg | 3.99 | 2.00 | 20 |
| Cl4-BZ#52 | 1750 | | ug/kg | 3.99 | 2.00 | 20 |
| Cl4-BZ#48 | 41.2 | | ug/kg | 3.99 | 2.00 | 20 |
| Cl4-BZ#49 | 1800 | | ug/kg | 3.99 | 2.00 | 20 |
| Cl5-BZ#104 | ND | | ug/kg | 3.99 | 2.00 | 20 |
| Cl4-BZ#47 | 554 | | ug/kg | 3.99 | 2.00 | 20 |
| Cl4-BZ#65/#75/#62 | 36.5 | | ug/kg | 12.0 | 5.99 | 20 |
| Cl3-BZ#39 | 5.97 | | ug/kg | 3.99 | 2.00 | 20 |
| Cl3-BZ#38 | ND | | ug/kg | 3.99 | 2.00 | 20 |
| Cl4-BZ#44 | 308 | | ug/kg | 3.99 | 2.00 | 20 |
| Cl4-BZ#59 | 86.3 | | ug/kg | 3.99 | 2.00 | 20 |
| Cl4-BZ#42 | 137 | | ug/kg | 3.99 | 2.00 | 20 |
| Cl4-BZ#71 | 254 | | ug/kg | 3.99 | 2.00 | 20 |
| Cl3-BZ#35 | 7.05 | | ug/kg | 3.99 | 2.00 | 20 |
| Cl4-BZ#41 | 2.45 | J | ug/kg | 3.99 | 2.00 | 20 |
| Cl4-BZ#72 | 55.7 | | ug/kg | 3.99 | 2.00 | 20 |
| Cl5-BZ#96 | 8.90 | | ug/kg | 3.99 | 2.00 | 20 |
| Cl5-BZ#103 | 39.2 | | ug/kg | 3.99 | 2.00 | 20 |
| Cl4-BZ#68/#64 | 266 | | ug/kg | 7.98 | 3.99 | 20 |
| Cl4-BZ#40 | 26.6 | | ug/kg | 3.99 | 2.00 | 20 |
| Cl3-BZ#37 | 62.6 | | ug/kg | 3.99 | 2.00 | 20 |
| Cl5-BZ#100 | 31.0 | | ug/kg | 3.99 | 2.00 | 20 |
| Cl5-BZ#94 | 5.26 | | ug/kg | 3.99 | 2.00 | 20 |
| Cl4-BZ#57 | 25.5 | | ug/kg | 3.99 | 2.00 | 20 |
| Cl4-BZ#67/#58 | 65.6 | | ug/kg | 7.98 | 3.99 | 20 |

**Project Name:** NEW BEDFORD HARBOR-LTM **Lab Number:** L2040097

**Project Number:** 60597627 **Report Date:** 11/25/20

## SAMPLE RESULTS

Lab ID: L2040097-06 D
Client ID: S-131-20FSP20-01
Sample Location: NEW BEDFORD, MA

Date Collected: 09/22/20 12:18
Date Received: 09/23/20
Field Prep: Not Specified

Sample Depth:

| Parameter | Result | Qualifier | Units | RL | MDL | Dilution Factor |
|---|---|---|---|---|---|---|
| PCB Congeners/Homologs - Mansfield Lab | | | | | | |
| Cl5-BZ#102 | 82.7 | | ug/kg | 3.99 | 2.00 | 20 |
| Cl4-BZ#61 | ND | | ug/kg | 3.99 | 2.00 | 20 |
| Cl5-BZ#98 | 8.60 | | ug/kg | 3.99 | 2.00 | 20 |
| Cl4-BZ#76 | ND | | ug/kg | 3.99 | 2.00 | 20 |
| Cl5-BZ#93 | 3.07 | J | ug/kg | 3.99 | 2.00 | 20 |
| Cl4-BZ#63 | 25.1 | | ug/kg | 3.99 | 2.00 | 20 |
| Cl5-BZ#121/#95/#88 | 416 | | ug/kg | 12.0 | 5.99 | 20 |
| Cl4-BZ#74 | 150 | | ug/kg | 3.99 | 2.00 | 20 |
| Cl6-BZ#155 | ND | | ug/kg | 3.99 | 2.00 | 20 |
| Cl4-BZ#70 | 151 | | ug/kg | 3.99 | 2.00 | 20 |
| Cl5-BZ#91 | 289 | | ug/kg | 3.99 | 2.00 | 20 |
| Cl4-BZ#66 | 209 | | ug/kg | 3.99 | 2.00 | 20 |
| Cl4-BZ#80 | ND | | ug/kg | 3.99 | 2.00 | 20 |
| Cl4-BZ#55 | 11.4 | | ug/kg | 3.99 | 2.00 | 20 |
| Cl5-BZ#92 | 168 | | ug/kg | 3.99 | 2.00 | 20 |
| Cl5-BZ#89/#84 | 140 | | ug/kg | 7.98 | 3.99 | 20 |
| Cl5-BZ#101/#90 | 602 | | ug/kg | 7.98 | 3.99 | 20 |
| Cl4-BZ#56 | 65.2 | | ug/kg | 3.99 | 2.00 | 20 |
| Cl5-BZ#113 | 20.0 | | ug/kg | 3.99 | 2.00 | 20 |
| Cl5-BZ#99 | 500 | | ug/kg | 3.99 | 2.00 | 20 |
| Cl6-BZ#150 | 7.23 | | ug/kg | 3.99 | 2.00 | 20 |
| Cl4-BZ#60 | 27.9 | | ug/kg | 3.99 | 2.00 | 20 |
| Cl6-BZ#152 | ND | | ug/kg | 3.99 | 2.00 | 20 |
| Cl5-BZ#119 | 81.3 | | ug/kg | 3.99 | 2.00 | 20 |
| Cl5-BZ#83/#125/#112 | 34.9 | | ug/kg | 12.0 | 5.99 | 20 |
| Cl5-BZ#86/#109 | ND | | ug/kg | 7.98 | 3.99 | 20 |
| Cl6-BZ#145 | ND | | ug/kg | 3.99 | 2.00 | 20 |
| Cl5-BZ#97 | 173 | | ug/kg | 3.99 | 2.00 | 20 |
| Cl6-BZ#148 | 3.15 | J | ug/kg | 3.99 | 2.00 | 20 |
| Cl4-BZ#79 | ND | | ug/kg | 3.99 | 2.00 | 20 |
| Cl5-BZ#116 | ND | | ug/kg | 3.99 | 2.00 | 20 |
| Cl6-BZ#154-Cal | 36.1 | | ug/kg | 3.99 | 2.00 | 20 |
| Cl4-BZ#78 | ND | | ug/kg | 3.99 | 2.00 | 20 |
| Cl5-BZ#87/#111 | 55.5 | | ug/kg | 7.98 | 3.99 | 20 |
| Cl6-BZ#136 | 79.7 | | ug/kg | 3.99 | 2.00 | 20 |
| Cl5-BZ#117 | 30.8 | | ug/kg | 3.99 | 2.00 | 20 |
| Cl5-BZ#115 | 9.97 | | ug/kg | 3.99 | 2.00 | 20 |

**Project Name:** NEW BEDFORD HARBOR-LTM **Lab Number:** L2040097

**Project Number:** 60597627 **Report Date:** 11/25/20

## SAMPLE RESULTS

Lab ID: L2040097-06 D Date Collected: 09/22/20 12:18

Client ID: S-131-20FSP20-01 Date Received: 09/23/20

Sample Location: NEW BEDFORD, MA Field Prep: Not Specified

Sample Depth:

| Parameter | Result | Qualifier | Units | RL | MDL | Dilution Factor |
|---|---|---|---|---|---|---|
| PCB Congeners/Homologs - Mansfield Lab | | | | | | |
| Cl5-BZ#85 | 35.0 | | ug/kg | 3.99 | 2.00 | 20 |
| Cl5-BZ#120 | 5.47 | | ug/kg | 3.99 | 2.00 | 20 |
| Cl5-BZ#110 | 788 | | ug/kg | 3.99 | 2.00 | 20 |
| Cl4-BZ#81 | ND | | ug/kg | 3.99 | 2.00 | 20 |
| Cl6-BZ#151 | 88.4 | | ug/kg | 3.99 | 2.00 | 20 |
| Cl6-BZ#135 | 73.0 | | ug/kg | 3.99 | 2.00 | 20 |
| Cl5-BZ#82 | 17.0 | | ug/kg | 3.99 | 2.00 | 20 |
| Cl6-BZ#144 | 10.6 | | ug/kg | 3.99 | 2.00 | 20 |
| Cl6-BZ#147/#149 | 597 | | ug/kg | 7.98 | 3.99 | 20 |
| Cl4-BZ#77 | 19.0 | | ug/kg | 3.99 | 2.00 | 20 |
| Cl6-BZ#143/#139 | 13.6 | | ug/kg | 7.98 | 3.99 | 20 |
| Cl5-BZ#124 | 14.8 | | ug/kg | 3.99 | 2.00 | 20 |
| Cl6-BZ#140 | ND | | ug/kg | 3.99 | 2.00 | 20 |
| Cl5-BZ#108 | ND | | ug/kg | 3.99 | 2.00 | 20 |
| Cl5-BZ#107/#123 | 45.4 | | ug/kg | 7.98 | 3.99 | 20 |
| Cl7-BZ#188-Cal/RTW | ND | | ug/kg | 3.99 | 2.00 | 20 |
| Cl6-BZ#134 | 39.1 | | ug/kg | 3.99 | 2.00 | 20 |
| Cl5-BZ#106 | ND | | ug/kg | 3.99 | 2.00 | 20 |
| Cl6-BZ#133 | 12.2 | | ug/kg | 3.99 | 2.00 | 20 |
| Cl6-BZ#142 | ND | | ug/kg | 3.99 | 2.00 | 20 |
| Cl5-BZ#118 | 449 | | ug/kg | 3.99 | 2.00 | 20 |
| Cl6-BZ#131 | 8.08 | | ug/kg | 3.99 | 2.00 | 20 |
| Cl7-BZ#184 | ND | | ug/kg | 3.99 | 2.00 | 20 |
| Cl6-BZ#165 | ND | | ug/kg | 3.99 | 2.00 | 20 |
| Cl6-BZ#146 | 84.7 | | ug/kg | 3.99 | 2.00 | 20 |
| Cl6-BZ#161 | ND | | ug/kg | 3.99 | 2.00 | 20 |
| Cl5-BZ#122 | 5.53 | | ug/kg | 3.99 | 2.00 | 20 |
| Cl6-BZ#168 | ND | | ug/kg | 3.99 | 2.00 | 20 |
| Cl5-BZ#114 | 20.0 | | ug/kg | 3.99 | 2.00 | 20 |
| Cl6-BZ#153 | 500 | | ug/kg | 3.99 | 2.00 | 20 |
| Cl6-BZ#132 | 58.8 | | ug/kg | 3.99 | 2.00 | 20 |
| Cl7-BZ#179 | 22.7 | | ug/kg | 3.99 | 2.00 | 20 |
| Cl6-BZ#141 | 28.1 | | ug/kg | 3.99 | 2.00 | 20 |
| Cl7-BZ#176 | 5.33 | | ug/kg | 3.99 | 2.00 | 20 |
| Cl5-BZ#105 | 55.3 | | ug/kg | 3.99 | 2.00 | 20 |
| Cl6-BZ#137 | 25.1 | | ug/kg | 3.99 | 2.00 | 20 |
| Cl5-BZ#127 | ND | | ug/kg | 3.99 | 2.00 | 20 |

**Project Name:** NEW BEDFORD HARBOR-LTM **Lab Number:** L2040097

**Project Number:** 60597627 **Report Date:** 11/25/20

## SAMPLE RESULTS

Lab ID: L2040097-06 D
Client ID: S-131-20FSP20-01
Sample Location: NEW BEDFORD, MA

Date Collected: 09/22/20 12:18
Date Received: 09/23/20
Field Prep: Not Specified

Sample Depth:

| Parameter | Result | Qualifier | Units | RL | MDL | Dilution Factor |
|---|---|---|---|---|---|---|
| PCB Congeners/Homologs - Mansfield Lab | | | | | | |
| Cl7-BZ#186 | ND | | ug/kg | 3.99 | 2.00 | 20 |
| Cl6-BZ#130/#164 | 63.6 | | ug/kg | 7.98 | 3.99 | 20 |
| Cl7-BZ#178 | 15.3 | | ug/kg | 3.99 | 2.00 | 20 |
| Cl6-BZ#138 | 177 | | ug/kg | 3.99 | 2.00 | 20 |
| Cl6-BZ#163/#160 | 171 | | ug/kg | 7.98 | 3.99 | 20 |
| Cl6-BZ#129/#158 | 74.3 | | ug/kg | 7.98 | 3.99 | 20 |
| Cl7-BZ#182/#175 | ND | | ug/kg | 7.98 | 3.99 | 20 |
| Cl7-BZ#187 | 76.7 | | ug/kg | 3.99 | 2.00 | 20 |
| Cl7-BZ#183 | 33.2 | | ug/kg | 3.99 | 2.00 | 20 |
| Cl6-BZ#166 | 5.68 | | ug/kg | 3.99 | 2.00 | 20 |
| Cl6-BZ#159 | ND | | ug/kg | 3.99 | 2.00 | 20 |
| Cl5-BZ#126 | ND | | ug/kg | 3.99 | 2.00 | 20 |
| Cl7-BZ#185 | 3.62 | J | ug/kg | 3.99 | 2.00 | 20 |
| Cl6-BZ#162 | 3.11 | J | ug/kg | 3.99 | 2.00 | 20 |
| Cl7-BZ#174 | 23.7 | | ug/kg | 3.99 | 2.00 | 20 |
| Cl6-BZ#128 | 58.5 | | ug/kg | 3.99 | 2.00 | 20 |
| Cl8-BZ#202 | 6.32 | | ug/kg | 3.99 | 2.00 | 20 |
| Cl6-BZ#167 | 28.5 | | ug/kg | 3.99 | 2.00 | 20 |
| Cl7-BZ#181 | 2.66 | J | ug/kg | 3.99 | 2.00 | 20 |
| Cl7-BZ#177 | 19.7 | | ug/kg | 3.99 | 2.00 | 20 |
| Cl8-BZ#204/#200-CAL | ND | | ug/kg | 7.98 | 3.99 | 20 |
| Cl7-BZ#171 | 16.3 | | ug/kg | 3.99 | 2.00 | 20 |
| Cl7-BZ#173 | ND | | ug/kg | 3.99 | 2.00 | 20 |
| Cl8-BZ#197 | ND | | ug/kg | 3.99 | 2.00 | 20 |
| Cl7-BZ#172 | 8.59 | | ug/kg | 3.99 | 2.00 | 20 |
| Cl7-BZ#192 | ND | | ug/kg | 3.99 | 2.00 | 20 |
| Cl6-BZ#156 | 46.7 | | ug/kg | 3.99 | 2.00 | 20 |
| Cl6-BZ#157 | 13.1 | | ug/kg | 3.99 | 2.00 | 20 |
| Cl7-BZ#180 | 71.7 | | ug/kg | 3.99 | 2.00 | 20 |
| Cl7-BZ#193 | 7.05 | | ug/kg | 3.99 | 2.00 | 20 |
| Cl8-BZ#199 | 2.12 | J | ug/kg | 3.99 | 2.00 | 20 |
| Cl7-BZ#191 | 3.15 | J | ug/kg | 3.99 | 2.00 | 20 |
| Cl8-BZ#198 | ND | | ug/kg | 3.99 | 2.00 | 20 |
| Cl8-BZ#201 | 15.1 | | ug/kg | 3.99 | 2.00 | 20 |
| Cl7-BZ#170 | 52.6 | | ug/kg | 3.99 | 2.00 | 20 |
| Cl7-BZ#190 | 12.7 | | ug/kg | 3.99 | 2.00 | 20 |
| Cl8-BZ#196 | 10.8 | | ug/kg | 3.99 | 2.00 | 20 |

**Project Name:** NEW BEDFORD HARBOR-LTM **Lab Number:** L2040097

**Project Number:** 60597627 **Report Date:** 11/25/20

## SAMPLE RESULTS

Lab ID: L2040097-06 D
Client ID: S-131-20FSP20-01
Sample Location: NEW BEDFORD, MA

Date Collected: 09/22/20 12:18
Date Received: 09/23/20
Field Prep: Not Specified

Sample Depth:

| Parameter | Result | Qualifier | Units | RL | MDL | Dilution Factor |
|---|---|---|---|---|---|---|
| PCB Congeners/Homologs - Mansfield Lab | | | | | | |
| Cl8-BZ#203 | 11.5 | | ug/kg | 3.99 | 2.00 | 20 |
| Cl6-BZ#169 | ND | | ug/kg | 3.99 | 2.00 | 20 |
| Cl9-BZ#208 | 4.60 | | ug/kg | 3.99 | 2.00 | 20 |
| Cl9-BZ#207 | ND | | ug/kg | 3.99 | 2.00 | 20 |
| Cl7-BZ#189 | 4.92 | | ug/kg | 3.99 | 2.00 | 20 |
| Cl8-BZ#195 | 8.91 | | ug/kg | 3.99 | 2.00 | 20 |
| Cl8-BZ#194 | 20.1 | | ug/kg | 3.99 | 2.00 | 20 |
| Cl8-BZ#205 | ND | | ug/kg | 3.99 | 2.00 | 20 |
| Cl9-BZ#206-Cal/RTW | 14.2 | | ug/kg | 3.99 | 2.00 | 20 |
| Cl10-BZ#209-Cal/RTW | 3.54 | J | ug/kg | 3.99 | 2.00 | 20 |
| Monochlorobiphenyls | 8.88 | | ug/kg | 3.99 | 2.00 | 20 |
| Dichlorobiphenyls | 800 | | ug/kg | 3.99 | 2.00 | 20 |
| Trichlorobiphenyls | 6000 | | ug/kg | 3.99 | 2.00 | 20 |
| Tetrachlorobiphenyls | 6670 | | ug/kg | 3.99 | 2.00 | 20 |
| Pentachlorobiphenyls | 4130 | | ug/kg | 3.99 | 2.00 | 20 |
| Hexachlorobiphenyls | 2310 | | ug/kg | 3.99 | 2.00 | 20 |
| Heptachlorobiphenyls | 380 | | ug/kg | 3.99 | 2.00 | 20 |
| Octachlorobiphenyls | 74.9 | | ug/kg | 3.99 | 2.00 | 20 |
| Nonachlorobiphenyls | 18.8 | | ug/kg | 3.99 | 2.00 | 20 |
| Decachlorobiphenyl | 3.54 | J | ug/kg | 3.99 | 2.00 | 20 |
| Total PCB | 20400 | | ug/kg | 3.99 | NA | 20 |

| Surrogate | % Recovery | Qualifier | Acceptance Criteria |
|---|---|---|---|
| Cl3-BZ#19-C13 (surr) | 69 | | 50-125 |
| Cl8-BZ#202-C13 (surr) | 74 | | 50-125 |

**Project Name:** NEW BEDFORD HARBOR-LTM
**Project Number:** 60597627
**Lab Number:** L2040097
**Report Date:** 11/25/20

## SAMPLE RESULTS

Lab ID: L2040097-07 D
Client ID: S-134-20FSP20-01
Sample Location: NEW BEDFORD, MA

Date Collected: 09/22/20 13:16
Date Received: 09/23/20
Field Prep: Not Specified

Sample Depth:
Matrix: Sediment
Analytical Method: 105,8270D-SIM/680(M)
Analytical Date: 10/07/20 19:36
Analyst: SV
Percent Solids: 95%

Extraction Method: EPA 3570
Extraction Date: 09/30/20 16:41
Cleanup Method: EPA 3630
Cleanup Date: 10/02/20

| Parameter | Result | Qualifier | Units | RL | MDL | Dilution Factor |
|---|---|---|---|---|---|---|
| PCB Congeners/Homologs - Mansfield Lab | | | | | | |
| Cl1-BZ#1-Cal/RTW | 1.18 | J | ug/kg | 2.05 | 1.02 | 10 |
| Cl1-BZ#2 | ND | | ug/kg | 2.05 | 1.02 | 10 |
| Cl1-BZ#3 | 2.46 | | ug/kg | 2.05 | 1.02 | 10 |
| Cl2-BZ#4/#10 | 21.4 | | ug/kg | 4.09 | 2.05 | 10 |
| Cl2-BZ#9 | 4.45 | | ug/kg | 2.05 | 1.02 | 10 |
| Cl2-BZ#7 | 2.73 | | ug/kg | 2.05 | 1.02 | 10 |
| Cl2-BZ#6 | 111 | | ug/kg | 2.05 | 1.02 | 10 |
| Cl2-BZ#5 | ND | | ug/kg | 2.05 | 1.02 | 10 |
| Cl2-BZ#8 | 98.2 | | ug/kg | 2.05 | 1.02 | 10 |
| Cl3-BZ#19 | 18.0 | | ug/kg | 2.05 | 1.02 | 10 |
| Cl2-BZ#14 | ND | | ug/kg | 2.05 | 1.02 | 10 |
| Cl3-BZ#30 | ND | | ug/kg | 2.05 | 1.02 | 10 |
| Cl3-BZ#18 | 265 | | ug/kg | 2.05 | 1.02 | 10 |
| Cl2-BZ#11 | 20.7 | | ug/kg | 2.05 | 1.02 | 10 |
| Cl3-BZ#17 | 143 | | ug/kg | 2.05 | 1.02 | 10 |
| Cl2-BZ#12 | ND | | ug/kg | 2.05 | 1.02 | 10 |
| Cl3-BZ#27 | 45.9 | | ug/kg | 2.05 | 1.02 | 10 |
| Cl2-BZ#13 | 79.4 | | ug/kg | 4.09 | 2.05 | 10 |
| Cl3-BZ#24 | 2.12 | | ug/kg | 2.05 | 1.02 | 10 |
| Cl3-BZ#16 | 26.8 | | ug/kg | 2.05 | 1.02 | 10 |
| Cl3-BZ#32 | 91.5 | | ug/kg | 2.05 | 1.02 | 10 |
| Cl2-BZ#15 | 70.6 | | ug/kg | 2.05 | 1.02 | 10 |
| Cl3-BZ#34 | 6.95 | | ug/kg | 2.05 | 1.02 | 10 |
| Cl3-BZ#23 | ND | | ug/kg | 2.05 | 1.02 | 10 |
| Cl4-BZ#54 | 1.99 | J | ug/kg | 2.05 | 1.02 | 10 |
| Cl3-BZ#29-Cal | ND | | ug/kg | 2.05 | 1.02 | 10 |
| Cl4-BZ#50-Cal | 3.36 | | ug/kg | 2.05 | 1.02 | 10 |
| Cl3-BZ#26 | 537 | | ug/kg | 2.05 | 1.02 | 10 |

**Project Name:** NEW BEDFORD HARBOR-LTM **Lab Number:** L2040097

**Project Number:** 60597627 **Report Date:** 11/25/20

## SAMPLE RESULTS

Lab ID: L2040097-07 D Date Collected: 09/22/20 13:16

Client ID: S-134-20FSP20-01 Date Received: 09/23/20

Sample Location: NEW BEDFORD, MA Field Prep: Not Specified

Sample Depth:

| Parameter | Result | Qualifier | Units | RL | MDL | Dilution Factor |
|---|---|---|---|---|---|---|
| PCB Congeners/Homologs - Mansfield Lab | | | | | | |
| Cl3-BZ#25 | 333 | | ug/kg | 2.05 | 1.02 | 10 |
| Cl4-BZ#53 | 89.5 | | ug/kg | 2.05 | 1.02 | 10 |
| Cl3-BZ#-31 | 636 | | ug/kg | 2.05 | 1.02 | 10 |
| Cl3-BZ#28 | 585 | | ug/kg | 2.05 | 1.02 | 10 |
| Cl3-BZ#33 | 33.4 | | ug/kg | 2.05 | 1.02 | 10 |
| Cl4-BZ#51 | 36.6 | | ug/kg | 2.05 | 1.02 | 10 |
| Cl3-BZ#21/#20 | 46.3 | | ug/kg | 4.09 | 2.05 | 10 |
| Cl4-BZ#45 | 33.0 | | ug/kg | 2.05 | 1.02 | 10 |
| Cl3-BZ#22 | 99.4 | | ug/kg | 2.05 | 1.02 | 10 |
| Cl4-BZ#73/#46 | 17.9 | | ug/kg | 4.09 | 2.05 | 10 |
| Cl4-BZ#69 | 5.62 | | ug/kg | 2.05 | 1.02 | 10 |
| Cl4-BZ#43 | 6.66 | | ug/kg | 2.05 | 1.02 | 10 |
| Cl3-BZ#36 | 2.06 | | ug/kg | 2.05 | 1.02 | 10 |
| Cl4-BZ#52 | 760 | | ug/kg | 2.05 | 1.02 | 10 |
| Cl4-BZ#48 | 30.9 | | ug/kg | 2.05 | 1.02 | 10 |
| Cl4-BZ#49 | 821 | | ug/kg | 2.05 | 1.02 | 10 |
| Cl5-BZ#104 | ND | | ug/kg | 2.05 | 1.02 | 10 |
| Cl4-BZ#47 | 266 | | ug/kg | 2.05 | 1.02 | 10 |
| Cl4-BZ#65/#75/#62 | 15.4 | | ug/kg | 6.14 | 3.07 | 10 |
| Cl3-BZ#39 | 2.63 | | ug/kg | 2.05 | 1.02 | 10 |
| Cl3-BZ#38 | ND | | ug/kg | 2.05 | 1.02 | 10 |
| Cl4-BZ#44 | 247 | | ug/kg | 2.05 | 1.02 | 10 |
| Cl4-BZ#59 | 53.9 | | ug/kg | 2.05 | 1.02 | 10 |
| Cl4-BZ#42 | 116 | | ug/kg | 2.05 | 1.02 | 10 |
| Cl4-BZ#71 | 111 | | ug/kg | 2.05 | 1.02 | 10 |
| Cl3-BZ#35 | 4.65 | | ug/kg | 2.05 | 1.02 | 10 |
| Cl4-BZ#41 | 4.16 | | ug/kg | 2.05 | 1.02 | 10 |
| Cl4-BZ#72 | 25.6 | | ug/kg | 2.05 | 1.02 | 10 |
| Cl5-BZ#96 | 4.78 | | ug/kg | 2.05 | 1.02 | 10 |
| Cl5-BZ#103 | 17.3 | | ug/kg | 2.05 | 1.02 | 10 |
| Cl4-BZ#68/#64 | 214 | | ug/kg | 4.09 | 2.05 | 10 |
| Cl4-BZ#40 | 29.8 | | ug/kg | 2.05 | 1.02 | 10 |
| Cl3-BZ#37 | 44.6 | | ug/kg | 2.05 | 1.02 | 10 |
| Cl5-BZ#100 | 14.0 | | ug/kg | 2.05 | 1.02 | 10 |
| Cl5-BZ#94 | 2.45 | | ug/kg | 2.05 | 1.02 | 10 |
| Cl4-BZ#57 | 13.4 | | ug/kg | 2.05 | 1.02 | 10 |
| Cl4-BZ#67/#58 | 35.1 | | ug/kg | 4.09 | 2.05 | 10 |

**Project Name:** NEW BEDFORD HARBOR-LTM **Lab Number:** L2040097

**Project Number:** 60597627 **Report Date:** 11/25/20

## SAMPLE RESULTS

Lab ID: L2040097-07 D
Client ID: S-134-20FSP20-01
Sample Location: NEW BEDFORD, MA

Date Collected: 09/22/20 13:16
Date Received: 09/23/20
Field Prep: Not Specified

Sample Depth:

| Parameter | Result | Qualifier | Units | RL | MDL | Dilution Factor |
|---|---|---|---|---|---|---|
| PCB Congeners/Homologs - Mansfield Lab | | | | | | |
| Cl5-BZ#102 | 27.8 | | ug/kg | 2.05 | 1.02 | 10 |
| Cl4-BZ#61 | ND | | ug/kg | 2.05 | 1.02 | 10 |
| Cl5-BZ#98 | 4.74 | | ug/kg | 2.05 | 1.02 | 10 |
| Cl4-BZ#76 | ND | | ug/kg | 2.05 | 1.02 | 10 |
| Cl5-BZ#93 | 1.98 | J | ug/kg | 2.05 | 1.02 | 10 |
| Cl4-BZ#63 | 16.7 | | ug/kg | 2.05 | 1.02 | 10 |
| Cl5-BZ#121/#95/#88 | 253 | | ug/kg | 6.14 | 3.07 | 10 |
| Cl4-BZ#74 | 103 | | ug/kg | 2.05 | 1.02 | 10 |
| Cl6-BZ#155 | ND | | ug/kg | 2.05 | 1.02 | 10 |
| Cl4-BZ#70 | 120 | | ug/kg | 2.05 | 1.02 | 10 |
| Cl5-BZ#91 | 173 | | ug/kg | 2.05 | 1.02 | 10 |
| Cl4-BZ#66 | 160 | | ug/kg | 2.05 | 1.02 | 10 |
| Cl4-BZ#80 | ND | | ug/kg | 2.05 | 1.02 | 10 |
| Cl4-BZ#55 | 4.09 | | ug/kg | 2.05 | 1.02 | 10 |
| Cl5-BZ#92 | 89.3 | | ug/kg | 2.05 | 1.02 | 10 |
| Cl5-BZ#89/#84 | 88.5 | | ug/kg | 4.09 | 2.05 | 10 |
| Cl5-BZ#101/#90 | 358 | | ug/kg | 4.09 | 2.05 | 10 |
| Cl4-BZ#56 | 58.0 | | ug/kg | 2.05 | 1.02 | 10 |
| Cl5-BZ#113 | 8.11 | | ug/kg | 2.05 | 1.02 | 10 |
| Cl5-BZ#99 | 283 | | ug/kg | 2.05 | 1.02 | 10 |
| Cl6-BZ#150 | 3.53 | | ug/kg | 2.05 | 1.02 | 10 |
| Cl4-BZ#60 | 24.5 | | ug/kg | 2.05 | 1.02 | 10 |
| Cl6-BZ#152 | ND | | ug/kg | 2.05 | 1.02 | 10 |
| Cl5-BZ#119 | 42.1 | | ug/kg | 2.05 | 1.02 | 10 |
| Cl5-BZ#83/#125/#112 | 18.6 | | ug/kg | 6.14 | 3.07 | 10 |
| Cl5-BZ#86/#109 | ND | | ug/kg | 4.09 | 2.05 | 10 |
| Cl6-BZ#145 | ND | | ug/kg | 2.05 | 1.02 | 10 |
| Cl5-BZ#97 | 118 | | ug/kg | 2.05 | 1.02 | 10 |
| Cl6-BZ#148 | 1.74 | J | ug/kg | 2.05 | 1.02 | 10 |
| Cl4-BZ#79 | ND | | ug/kg | 2.05 | 1.02 | 10 |
| Cl5-BZ#116 | ND | | ug/kg | 2.05 | 1.02 | 10 |
| Cl6-BZ#154-Cal | 17.1 | | ug/kg | 2.05 | 1.02 | 10 |
| Cl4-BZ#78 | ND | | ug/kg | 2.05 | 1.02 | 10 |
| Cl5-BZ#87/#111 | 31.1 | | ug/kg | 4.09 | 2.05 | 10 |
| Cl6-BZ#136 | 40.1 | | ug/kg | 2.05 | 1.02 | 10 |
| Cl5-BZ#117 | 14.8 | | ug/kg | 2.05 | 1.02 | 10 |
| Cl5-BZ#115 | 6.77 | | ug/kg | 2.05 | 1.02 | 10 |

**Project Name:** NEW BEDFORD HARBOR-LTM **Lab Number:** L2040097

**Project Number:** 60597627 **Report Date:** 11/25/20

## SAMPLE RESULTS

Lab ID: L2040097-07 D Date Collected: 09/22/20 13:16

Client ID: S-134-20FSP20-01 Date Received: 09/23/20

Sample Location: NEW BEDFORD, MA Field Prep: Not Specified

Sample Depth:

| Parameter | Result | Qualifier | Units | RL | MDL | Dilution Factor |
|---|---|---|---|---|---|---|
| PCB Congeners/Homologs - Mansfield Lab | | | | | | |
| Cl5-BZ#85 | 23.8 | | ug/kg | 2.05 | 1.02 | 10 |
| Cl5-BZ#120 | 2.90 | | ug/kg | 2.05 | 1.02 | 10 |
| Cl5-BZ#110 | 466 | | ug/kg | 2.05 | 1.02 | 10 |
| Cl4-BZ#81 | ND | | ug/kg | 2.05 | 1.02 | 10 |
| Cl6-BZ#151 | 46.2 | | ug/kg | 2.05 | 1.02 | 10 |
| Cl6-BZ#135 | 36.8 | | ug/kg | 2.05 | 1.02 | 10 |
| Cl5-BZ#82 | 11.4 | | ug/kg | 2.05 | 1.02 | 10 |
| Cl6-BZ#144 | 5.20 | | ug/kg | 2.05 | 1.02 | 10 |
| Cl6-BZ#147/#149 | 314 | | ug/kg | 4.09 | 2.05 | 10 |
| Cl4-BZ#77 | 13.2 | | ug/kg | 2.05 | 1.02 | 10 |
| Cl6-BZ#143/#139 | 6.09 | | ug/kg | 4.09 | 2.05 | 10 |
| Cl5-BZ#124 | 9.38 | | ug/kg | 2.05 | 1.02 | 10 |
| Cl6-BZ#140 | ND | | ug/kg | 2.05 | 1.02 | 10 |
| Cl5-BZ#108 | ND | | ug/kg | 2.05 | 1.02 | 10 |
| Cl5-BZ#107/#123 | 25.7 | | ug/kg | 4.09 | 2.05 | 10 |
| Cl7-BZ#188-Cal/RTW | ND | | ug/kg | 2.05 | 1.02 | 10 |
| Cl6-BZ#134 | 20.0 | | ug/kg | 2.05 | 1.02 | 10 |
| Cl5-BZ#106 | ND | | ug/kg | 2.05 | 1.02 | 10 |
| Cl6-BZ#133 | 5.97 | | ug/kg | 2.05 | 1.02 | 10 |
| Cl6-BZ#142 | ND | | ug/kg | 2.05 | 1.02 | 10 |
| Cl5-BZ#118 | 264 | | ug/kg | 2.05 | 1.02 | 10 |
| Cl6-BZ#131 | 4.31 | | ug/kg | 2.05 | 1.02 | 10 |
| Cl7-BZ#184 | ND | | ug/kg | 2.05 | 1.02 | 10 |
| Cl6-BZ#165 | ND | | ug/kg | 2.05 | 1.02 | 10 |
| Cl6-BZ#146 | 45.2 | | ug/kg | 2.05 | 1.02 | 10 |
| Cl6-BZ#161 | ND | | ug/kg | 2.05 | 1.02 | 10 |
| Cl5-BZ#122 | 3.33 | | ug/kg | 2.05 | 1.02 | 10 |
| Cl6-BZ#168 | ND | | ug/kg | 2.05 | 1.02 | 10 |
| Cl5-BZ#114 | 11.2 | | ug/kg | 2.05 | 1.02 | 10 |
| Cl6-BZ#153 | 258 | | ug/kg | 2.05 | 1.02 | 10 |
| Cl6-BZ#132 | 34.6 | | ug/kg | 2.05 | 1.02 | 10 |
| Cl7-BZ#179 | 11.4 | | ug/kg | 2.05 | 1.02 | 10 |
| Cl6-BZ#141 | 17.2 | | ug/kg | 2.05 | 1.02 | 10 |
| Cl7-BZ#176 | 2.62 | | ug/kg | 2.05 | 1.02 | 10 |
| Cl5-BZ#105 | 38.7 | | ug/kg | 2.05 | 1.02 | 10 |
| Cl6-BZ#137 | 13.8 | | ug/kg | 2.05 | 1.02 | 10 |
| Cl5-BZ#127 | ND | | ug/kg | 2.05 | 1.02 | 10 |

**Project Name:** NEW BEDFORD HARBOR-LTM **Lab Number:** L2040097

**Project Number:** 60597627 **Report Date:** 11/25/20

## SAMPLE RESULTS

Lab ID: L2040097-07 D Date Collected: 09/22/20 13:16

Client ID: S-134-20FSP20-01 Date Received: 09/23/20

Sample Location: NEW BEDFORD, MA Field Prep: Not Specified

Sample Depth:

| Parameter | Result | Qualifier | Units | RL | MDL | Dilution Factor |
|---|---|---|---|---|---|---|
| PCB Congeners/Homologs - Mansfield Lab | | | | | | |
| Cl7-BZ#186 | ND | | ug/kg | 2.05 | 1.02 | 10 |
| Cl6-BZ#130/#164 | 35.0 | | ug/kg | 4.09 | 2.05 | 10 |
| Cl7-BZ#178 | 7.07 | | ug/kg | 2.05 | 1.02 | 10 |
| Cl6-BZ#138 | 94.6 | | ug/kg | 2.05 | 1.02 | 10 |
| Cl6-BZ#163/#160 | 91.3 | | ug/kg | 4.09 | 2.05 | 10 |
| Cl6-BZ#129/#158 | 37.3 | | ug/kg | 4.09 | 2.05 | 10 |
| Cl7-BZ#182/#175 | ND | | ug/kg | 4.09 | 2.05 | 10 |
| Cl7-BZ#187 | 38.0 | | ug/kg | 2.05 | 1.02 | 10 |
| Cl7-BZ#183 | 15.5 | | ug/kg | 2.05 | 1.02 | 10 |
| Cl6-BZ#166 | 2.81 | | ug/kg | 2.05 | 1.02 | 10 |
| Cl6-BZ#159 | ND | | ug/kg | 2.05 | 1.02 | 10 |
| Cl5-BZ#126 | 2.02 | J | ug/kg | 2.05 | 1.02 | 10 |
| Cl7-BZ#185 | 1.85 | J | ug/kg | 2.05 | 1.02 | 10 |
| Cl6-BZ#162 | 2.18 | | ug/kg | 2.05 | 1.02 | 10 |
| Cl7-BZ#174 | 11.2 | | ug/kg | 2.05 | 1.02 | 10 |
| Cl6-BZ#128 | 31.8 | | ug/kg | 2.05 | 1.02 | 10 |
| Cl8-BZ#202 | 2.55 | | ug/kg | 2.05 | 1.02 | 10 |
| Cl6-BZ#167 | 14.8 | | ug/kg | 2.05 | 1.02 | 10 |
| Cl7-BZ#181 | ND | | ug/kg | 2.05 | 1.02 | 10 |
| Cl7-BZ#177 | 10.5 | | ug/kg | 2.05 | 1.02 | 10 |
| Cl8-BZ#204/#200-CAL | ND | | ug/kg | 4.09 | 2.05 | 10 |
| Cl7-BZ#171 | 8.83 | | ug/kg | 2.05 | 1.02 | 10 |
| Cl7-BZ#173 | ND | | ug/kg | 2.05 | 1.02 | 10 |
| Cl8-BZ#197 | ND | | ug/kg | 2.05 | 1.02 | 10 |
| Cl7-BZ#172 | 4.93 | | ug/kg | 2.05 | 1.02 | 10 |
| Cl7-BZ#192 | ND | | ug/kg | 2.05 | 1.02 | 10 |
| Cl6-BZ#156 | 25.5 | | ug/kg | 2.05 | 1.02 | 10 |
| Cl6-BZ#157 | 6.05 | | ug/kg | 2.05 | 1.02 | 10 |
| Cl7-BZ#180 | 36.4 | | ug/kg | 2.05 | 1.02 | 10 |
| Cl7-BZ#193 | 3.65 | | ug/kg | 2.05 | 1.02 | 10 |
| Cl8-BZ#199 | 1.32 | J | ug/kg | 2.05 | 1.02 | 10 |
| Cl7-BZ#191 | 1.40 | J | ug/kg | 2.05 | 1.02 | 10 |
| Cl8-BZ#198 | ND | | ug/kg | 2.05 | 1.02 | 10 |
| Cl8-BZ#201 | 7.72 | | ug/kg | 2.05 | 1.02 | 10 |
| Cl7-BZ#170 | 27.5 | | ug/kg | 2.05 | 1.02 | 10 |
| Cl7-BZ#190 | 6.12 | | ug/kg | 2.05 | 1.02 | 10 |
| Cl8-BZ#196 | 5.50 | | ug/kg | 2.05 | 1.02 | 10 |

**Project Name:** NEW BEDFORD HARBOR-LTM **Lab Number:** L2040097

**Project Number:** 60597627 **Report Date:** 11/25/20

## SAMPLE RESULTS

Lab ID: L2040097-07 D
Client ID: S-134-20FSP20-01
Sample Location: NEW BEDFORD, MA

Date Collected: 09/22/20 13:16
Date Received: 09/23/20
Field Prep: Not Specified

Sample Depth:

| Parameter | Result | Qualifier | Units | RL | MDL | Dilution Factor |
|---|---|---|---|---|---|---|
| PCB Congeners/Homologs - Mansfield Lab | | | | | | |
| Cl8-BZ#203 | 4.84 | | ug/kg | 2.05 | 1.02 | 10 |
| Cl6-BZ#169 | ND | | ug/kg | 2.05 | 1.02 | 10 |
| Cl9-BZ#208 | 2.12 | | ug/kg | 2.05 | 1.02 | 10 |
| Cl9-BZ#207 | ND | | ug/kg | 2.05 | 1.02 | 10 |
| Cl7-BZ#189 | 2.55 | | ug/kg | 2.05 | 1.02 | 10 |
| Cl8-BZ#195 | 3.16 | | ug/kg | 2.05 | 1.02 | 10 |
| Cl8-BZ#194 | 9.20 | | ug/kg | 2.05 | 1.02 | 10 |
| Cl8-BZ#205 | ND | | ug/kg | 2.05 | 1.02 | 10 |
| Cl9-BZ#206-Cal/RTW | 5.55 | | ug/kg | 2.05 | 1.02 | 10 |
| Cl10-BZ#209-Cal/RTW | 1.69 | J | ug/kg | 2.05 | 1.02 | 10 |
| Monochlorobiphenyls | 3.64 | | ug/kg | 2.05 | 1.02 | 10 |
| Dichlorobiphenyls | 408 | | ug/kg | 2.05 | 1.02 | 10 |
| Trichlorobiphenyls | 2920 | | ug/kg | 2.05 | 1.02 | 10 |
| Tetrachlorobiphenyls | 3440 | | ug/kg | 2.05 | 1.02 | 10 |
| Pentachlorobiphenyls | 2420 | | ug/kg | 2.05 | 1.02 | 10 |
| Hexachlorobiphenyls | 1210 | | ug/kg | 2.05 | 1.02 | 10 |
| Heptachlorobiphenyls | 190 | | ug/kg | 2.05 | 1.02 | 10 |
| Octachlorobiphenyls | 34.3 | | ug/kg | 2.05 | 1.02 | 10 |
| Nonachlorobiphenyls | 7.67 | | ug/kg | 2.05 | 1.02 | 10 |
| Decachlorobiphenyl | 1.69 | J | ug/kg | 2.05 | 1.02 | 10 |
| Total PCB | 10600 | | ug/kg | 2.05 | NA | 10 |

| Surrogate | % Recovery | Qualifier | Acceptance Criteria |
|---|---|---|---|
| Cl3-BZ#19-C13 (surr) | 72 | | 50-125 |
| Cl8-BZ#202-C13 (surr) | 71 | | 50-125 |

**Project Name:** NEW BEDFORD HARBOR-LTM **Lab Number:** L2040097

**Project Number:** 60597627 **Report Date:** 11/25/20

## SAMPLE RESULTS

Lab ID: L2040097-08
Client ID: S-135-20FSP20-01
Sample Location: NEW BEDFORD, MA

Date Collected: 09/22/20 13:42
Date Received: 09/23/20
Field Prep: Not Specified

Sample Depth:
Matrix: Sediment
Analytical Method: 105,8270D-SIM/680(M)
Analytical Date: 10/07/20 20:57
Analyst: SV
Percent Solids: 100%

Extraction Method: EPA 3570
Extraction Date: 09/30/20 16:41
Cleanup Method: EPA 3630
Cleanup Date: 10/02/20

| Parameter | Result | Qualifier | Units | RL | MDL | Dilution Factor |
|---|---|---|---|---|---|---|
| PCB Congeners/Homologs - Mansfield Lab | | | | | | |
| Cl1-BZ#1-Cal/RTW | 0.133 | J | ug/kg | 0.188 | 0.094 | 1 |
| Cl1-BZ#2 | 0.174 | J | ug/kg | 0.188 | 0.094 | 1 |
| Cl1-BZ#3 | 0.550 | | ug/kg | 0.188 | 0.094 | 1 |
| Cl2-BZ#4/#10 | 1.18 | | ug/kg | 0.376 | 0.188 | 1 |
| Cl2-BZ#9 | 0.354 | | ug/kg | 0.188 | 0.094 | 1 |
| Cl2-BZ#7 | 0.275 | | ug/kg | 0.188 | 0.094 | 1 |
| Cl2-BZ#6 | 6.59 | | ug/kg | 0.188 | 0.094 | 1 |
| Cl2-BZ#5 | ND | | ug/kg | 0.188 | 0.094 | 1 |
| Cl2-BZ#8 | 7.48 | | ug/kg | 0.188 | 0.094 | 1 |
| Cl3-BZ#19 | 1.74 | | ug/kg | 0.188 | 0.094 | 1 |
| Cl2-BZ#14 | ND | | ug/kg | 0.188 | 0.094 | 1 |
| Cl3-BZ#30 | ND | | ug/kg | 0.188 | 0.094 | 1 |
| Cl3-BZ#18 | 19.2 | | ug/kg | 0.188 | 0.094 | 1 |
| Cl2-BZ#11 | 1.51 | | ug/kg | 0.188 | 0.094 | 1 |
| Cl3-BZ#17 | 10.6 | | ug/kg | 0.188 | 0.094 | 1 |
| Cl2-BZ#12 | ND | | ug/kg | 0.188 | 0.094 | 1 |
| Cl3-BZ#27 | 4.35 | | ug/kg | 0.188 | 0.094 | 1 |
| Cl2-BZ#13 | 6.55 | | ug/kg | 0.376 | 0.188 | 1 |
| Cl3-BZ#24 | 0.101 | J | ug/kg | 0.188 | 0.094 | 1 |
| Cl3-BZ#16 | 1.09 | | ug/kg | 0.188 | 0.094 | 1 |
| Cl3-BZ#32 | 9.44 | | ug/kg | 0.188 | 0.094 | 1 |
| Cl2-BZ#15 | 7.74 | | ug/kg | 0.188 | 0.094 | 1 |
| Cl3-BZ#34 | 0.574 | | ug/kg | 0.188 | 0.094 | 1 |
| Cl3-BZ#23 | ND | | ug/kg | 0.188 | 0.094 | 1 |
| Cl4-BZ#54 | 0.294 | | ug/kg | 0.188 | 0.094 | 1 |
| Cl3-BZ#29-Cal | ND | | ug/kg | 0.188 | 0.094 | 1 |
| Cl4-BZ#50-Cal | ND | | ug/kg | 0.188 | 0.094 | 1 |
| Cl3-BZ#26 | 42.4 | | ug/kg | 0.188 | 0.094 | 1 |

**Project Name:** NEW BEDFORD HARBOR-LTM **Lab Number:** L2040097

**Project Number:** 60597627 **Report Date:** 11/25/20

## SAMPLE RESULTS

Lab ID: L2040097-08 Date Collected: 09/22/20 13:42

Client ID: S-135-20FSP20-01 Date Received: 09/23/20

Sample Location: NEW BEDFORD, MA Field Prep: Not Specified

Sample Depth:

| Parameter | Result | Qualifier | Units | RL | MDL | Dilution Factor |
|---|---|---|---|---|---|---|
| PCB Congeners/Homologs - Mansfield Lab | | | | | | |
| Cl3-BZ#25 | 27.8 | | ug/kg | 0.188 | 0.094 | 1 |
| Cl4-BZ#53 | 11.2 | | ug/kg | 0.188 | 0.094 | 1 |
| Cl3-BZ#-31 | 51.1 | | ug/kg | 0.188 | 0.094 | 1 |
| Cl3-BZ#28 | 53.1 | | ug/kg | 0.188 | 0.094 | 1 |
| Cl3-BZ#33 | 3.00 | | ug/kg | 0.188 | 0.094 | 1 |
| Cl4-BZ#51 | 5.01 | | ug/kg | 0.188 | 0.094 | 1 |
| Cl3-BZ#21/#20 | 1.85 | | ug/kg | 0.376 | 0.188 | 1 |
| Cl4-BZ#45 | 1.62 | | ug/kg | 0.188 | 0.094 | 1 |
| Cl3-BZ#22 | 5.42 | | ug/kg | 0.188 | 0.094 | 1 |
| Cl4-BZ#73/#46 | 1.64 | | ug/kg | 0.376 | 0.188 | 1 |
| Cl4-BZ#69 | 0.578 | | ug/kg | 0.188 | 0.094 | 1 |
| Cl4-BZ#43 | 0.358 | | ug/kg | 0.188 | 0.094 | 1 |
| Cl3-BZ#36 | 0.186 | J | ug/kg | 0.188 | 0.094 | 1 |
| Cl4-BZ#52 | 71.6 | | ug/kg | 0.188 | 0.094 | 1 |
| Cl4-BZ#48 | 2.08 | | ug/kg | 0.188 | 0.094 | 1 |
| Cl4-BZ#49 | 78.5 | | ug/kg | 0.188 | 0.094 | 1 |
| Cl5-BZ#104 | 0.120 | J | ug/kg | 0.188 | 0.094 | 1 |
| Cl4-BZ#47 | 26.9 | | ug/kg | 0.188 | 0.094 | 1 |
| Cl4-BZ#65/#75/#62 | 1.68 | | ug/kg | 0.564 | 0.282 | 1 |
| Cl3-BZ#39 | 0.215 | | ug/kg | 0.188 | 0.094 | 1 |
| Cl3-BZ#38 | ND | | ug/kg | 0.188 | 0.094 | 1 |
| Cl4-BZ#44 | 15.6 | | ug/kg | 0.188 | 0.094 | 1 |
| Cl4-BZ#59 | 3.38 | | ug/kg | 0.188 | 0.094 | 1 |
| Cl4-BZ#42 | 7.87 | | ug/kg | 0.188 | 0.094 | 1 |
| Cl4-BZ#71 | 12.5 | | ug/kg | 0.188 | 0.094 | 1 |
| Cl3-BZ#35 | 0.483 | | ug/kg | 0.188 | 0.094 | 1 |
| Cl4-BZ#41 | 0.299 | | ug/kg | 0.188 | 0.094 | 1 |
| Cl4-BZ#72 | 2.84 | | ug/kg | 0.188 | 0.094 | 1 |
| Cl5-BZ#96 | 0.425 | | ug/kg | 0.188 | 0.094 | 1 |
| Cl5-BZ#103 | 1.90 | | ug/kg | 0.188 | 0.094 | 1 |
| Cl4-BZ#68/#64 | 14.5 | | ug/kg | 0.376 | 0.188 | 1 |
| Cl4-BZ#40 | 1.75 | | ug/kg | 0.188 | 0.094 | 1 |
| Cl3-BZ#37 | 4.75 | | ug/kg | 0.188 | 0.094 | 1 |
| Cl5-BZ#100 | 1.64 | | ug/kg | 0.188 | 0.094 | 1 |
| Cl5-BZ#94 | 0.271 | | ug/kg | 0.188 | 0.094 | 1 |
| Cl4-BZ#57 | 1.08 | | ug/kg | 0.188 | 0.094 | 1 |
| Cl4-BZ#67/#58 | 3.80 | | ug/kg | 0.376 | 0.188 | 1 |

**Project Name:** NEW BEDFORD HARBOR-LTM **Lab Number:** L2040097

**Project Number:** 60597627 **Report Date:** 11/25/20

## SAMPLE RESULTS

Lab ID: L2040097-08 Date Collected: 09/22/20 13:42

Client ID: S-135-20FSP20-01 Date Received: 09/23/20

Sample Location: NEW BEDFORD, MA Field Prep: Not Specified

Sample Depth:

| Parameter | Result | Qualifier | Units | RL | MDL | Dilution Factor |
|---|---|---|---|---|---|---|
| PCB Congeners/Homologs - Mansfield Lab | | | | | | |
| Cl5-BZ#102 | 3.66 | | ug/kg | 0.188 | 0.094 | 1 |
| Cl4-BZ#61 | ND | | ug/kg | 0.188 | 0.094 | 1 |
| Cl5-BZ#98 | 0.449 | | ug/kg | 0.188 | 0.094 | 1 |
| Cl4-BZ#76 | ND | | ug/kg | 0.188 | 0.094 | 1 |
| Cl5-BZ#93 | 0.142 | J | ug/kg | 0.188 | 0.094 | 1 |
| Cl4-BZ#63 | 1.57 | | ug/kg | 0.188 | 0.094 | 1 |
| Cl5-BZ#121/#95/#88 | 21.2 | | ug/kg | 0.564 | 0.282 | 1 |
| Cl4-BZ#74 | 11.3 | | ug/kg | 0.188 | 0.094 | 1 |
| Cl6-BZ#155 | ND | | ug/kg | 0.188 | 0.094 | 1 |
| Cl4-BZ#70 | 11.9 | | ug/kg | 0.188 | 0.094 | 1 |
| Cl5-BZ#91 | 15.3 | | ug/kg | 0.188 | 0.094 | 1 |
| Cl4-BZ#66 | 17.4 | | ug/kg | 0.188 | 0.094 | 1 |
| Cl4-BZ#80 | ND | | ug/kg | 0.188 | 0.094 | 1 |
| Cl4-BZ#55 | 0.572 | | ug/kg | 0.188 | 0.094 | 1 |
| Cl5-BZ#92 | 8.92 | | ug/kg | 0.188 | 0.094 | 1 |
| Cl5-BZ#89/#84 | 7.50 | | ug/kg | 0.376 | 0.188 | 1 |
| Cl5-BZ#101/#90 | 37.3 | | ug/kg | 0.376 | 0.188 | 1 |
| Cl4-BZ#56 | 5.00 | | ug/kg | 0.188 | 0.094 | 1 |
| Cl5-BZ#113 | 0.756 | | ug/kg | 0.188 | 0.094 | 1 |
| Cl5-BZ#99 | 30.7 | | ug/kg | 0.188 | 0.094 | 1 |
| Cl6-BZ#150 | 0.372 | | ug/kg | 0.188 | 0.094 | 1 |
| Cl4-BZ#60 | 2.32 | | ug/kg | 0.188 | 0.094 | 1 |
| Cl6-BZ#152 | ND | | ug/kg | 0.188 | 0.094 | 1 |
| Cl5-BZ#119 | 4.92 | | ug/kg | 0.188 | 0.094 | 1 |
| Cl5-BZ#83/#125/#112 | 1.91 | | ug/kg | 0.564 | 0.282 | 1 |
| Cl5-BZ#86/#109 | ND | | ug/kg | 0.376 | 0.188 | 1 |
| Cl6-BZ#145 | ND | | ug/kg | 0.188 | 0.094 | 1 |
| Cl5-BZ#97 | 11.3 | | ug/kg | 0.188 | 0.094 | 1 |
| Cl6-BZ#148 | 0.179 | J | ug/kg | 0.188 | 0.094 | 1 |
| Cl4-BZ#79 | ND | | ug/kg | 0.188 | 0.094 | 1 |
| Cl5-BZ#116 | ND | | ug/kg | 0.188 | 0.094 | 1 |
| Cl6-BZ#154-Cal | 2.18 | | ug/kg | 0.188 | 0.094 | 1 |
| Cl4-BZ#78 | ND | | ug/kg | 0.188 | 0.094 | 1 |
| Cl5-BZ#87/#111 | 3.26 | | ug/kg | 0.376 | 0.188 | 1 |
| Cl6-BZ#136 | 4.10 | | ug/kg | 0.188 | 0.094 | 1 |
| Cl5-BZ#117 | 1.69 | | ug/kg | 0.188 | 0.094 | 1 |
| Cl5-BZ#115 | 0.542 | | ug/kg | 0.188 | 0.094 | 1 |

**Project Name:** NEW BEDFORD HARBOR-LTM **Lab Number:** L2040097

**Project Number:** 60597627 **Report Date:** 11/25/20

## SAMPLE RESULTS

Lab ID: L2040097-08 Date Collected: 09/22/20 13:42

Client ID: S-135-20FSP20-01 Date Received: 09/23/20

Sample Location: NEW BEDFORD, MA Field Prep: Not Specified

Sample Depth:

| Parameter | Result | Qualifier | Units | RL | MDL | Dilution Factor |
|---|---|---|---|---|---|---|
| PCB Congeners/Homologs - Mansfield Lab | | | | | | |
| Cl5-BZ#85 | 3.02 | | ug/kg | 0.188 | 0.094 | 1 |
| Cl5-BZ#120 | 0.465 | | ug/kg | 0.188 | 0.094 | 1 |
| Cl5-BZ#110 | 46.5 | | ug/kg | 0.188 | 0.094 | 1 |
| Cl4-BZ#81 | ND | | ug/kg | 0.188 | 0.094 | 1 |
| Cl6-BZ#151 | 4.67 | | ug/kg | 0.188 | 0.094 | 1 |
| Cl6-BZ#135 | 4.26 | | ug/kg | 0.188 | 0.094 | 1 |
| Cl5-BZ#82 | 1.13 | | ug/kg | 0.188 | 0.094 | 1 |
| Cl6-BZ#144 | 0.552 | | ug/kg | 0.188 | 0.094 | 1 |
| Cl6-BZ#147/#149 | 35.1 | | ug/kg | 0.376 | 0.188 | 1 |
| Cl4-BZ#77 | 2.43 | | ug/kg | 0.188 | 0.094 | 1 |
| Cl6-BZ#143/#139 | 0.682 | | ug/kg | 0.376 | 0.188 | 1 |
| Cl5-BZ#124 | 1.02 | | ug/kg | 0.188 | 0.094 | 1 |
| Cl6-BZ#140 | 0.112 | J | ug/kg | 0.188 | 0.094 | 1 |
| Cl5-BZ#108 | 0.122 | J | ug/kg | 0.188 | 0.094 | 1 |
| Cl5-BZ#107/#123 | 3.14 | | ug/kg | 0.376 | 0.188 | 1 |
| Cl7-BZ#188-Cal/RTW | ND | | ug/kg | 0.188 | 0.094 | 1 |
| Cl6-BZ#134 | 2.07 | | ug/kg | 0.188 | 0.094 | 1 |
| Cl5-BZ#106 | ND | | ug/kg | 0.188 | 0.094 | 1 |
| Cl6-BZ#133 | 0.732 | | ug/kg | 0.188 | 0.094 | 1 |
| Cl6-BZ#142 | ND | | ug/kg | 0.188 | 0.094 | 1 |
| Cl5-BZ#118 | 32.1 | | ug/kg | 0.188 | 0.094 | 1 |
| Cl6-BZ#131 | 0.408 | | ug/kg | 0.188 | 0.094 | 1 |
| Cl7-BZ#184 | ND | | ug/kg | 0.188 | 0.094 | 1 |
| Cl6-BZ#165 | ND | | ug/kg | 0.188 | 0.094 | 1 |
| Cl6-BZ#146 | 5.42 | | ug/kg | 0.188 | 0.094 | 1 |
| Cl6-BZ#161 | ND | | ug/kg | 0.188 | 0.094 | 1 |
| Cl5-BZ#122 | ND | | ug/kg | 0.188 | 0.094 | 1 |
| Cl6-BZ#168 | ND | | ug/kg | 0.188 | 0.094 | 1 |
| Cl5-BZ#114 | 1.09 | | ug/kg | 0.188 | 0.094 | 1 |
| Cl6-BZ#153 | 32.4 | | ug/kg | 0.188 | 0.094 | 1 |
| Cl6-BZ#132 | 4.45 | | ug/kg | 0.188 | 0.094 | 1 |
| Cl7-BZ#179 | 1.32 | | ug/kg | 0.188 | 0.094 | 1 |
| Cl6-BZ#141 | 1.89 | | ug/kg | 0.188 | 0.094 | 1 |
| Cl7-BZ#176 | 0.313 | | ug/kg | 0.188 | 0.094 | 1 |
| Cl5-BZ#105 | 4.89 | | ug/kg | 0.188 | 0.094 | 1 |
| Cl6-BZ#137 | 1.47 | | ug/kg | 0.188 | 0.094 | 1 |
| Cl5-BZ#127 | ND | | ug/kg | 0.188 | 0.094 | 1 |

**Project Name:** NEW BEDFORD HARBOR-LTM **Lab Number:** L2040097

**Project Number:** 60597627 **Report Date:** 11/25/20

## SAMPLE RESULTS

Lab ID: L2040097-08 Date Collected: 09/22/20 13:42

Client ID: S-135-20FSP20-01 Date Received: 09/23/20

Sample Location: NEW BEDFORD, MA Field Prep: Not Specified

Sample Depth:

| Parameter | Result | Qualifier | Units | RL | MDL | Dilution Factor |
|---|---|---|---|---|---|---|
| PCB Congeners/Homologs - Mansfield Lab | | | | | | |
| Cl7-BZ#186 | ND | | ug/kg | 0.188 | 0.094 | 1 |
| Cl6-BZ#130/#164 | 4.08 | | ug/kg | 0.376 | 0.188 | 1 |
| Cl7-BZ#178 | 0.937 | | ug/kg | 0.188 | 0.094 | 1 |
| Cl6-BZ#138 | 12.8 | | ug/kg | 0.188 | 0.094 | 1 |
| Cl6-BZ#163/#160 | 10.7 | | ug/kg | 0.376 | 0.188 | 1 |
| Cl6-BZ#129/#158 | 4.34 | | ug/kg | 0.376 | 0.188 | 1 |
| Cl7-BZ#182/#175 | ND | | ug/kg | 0.376 | 0.188 | 1 |
| Cl7-BZ#187 | 4.92 | | ug/kg | 0.188 | 0.094 | 1 |
| Cl7-BZ#183 | 1.86 | | ug/kg | 0.188 | 0.094 | 1 |
| Cl6-BZ#166 | 0.231 | | ug/kg | 0.188 | 0.094 | 1 |
| Cl6-BZ#159 | ND | | ug/kg | 0.188 | 0.094 | 1 |
| Cl5-BZ#126 | 0.271 | | ug/kg | 0.188 | 0.094 | 1 |
| Cl7-BZ#185 | 0.225 | | ug/kg | 0.188 | 0.094 | 1 |
| Cl6-BZ#162 | 0.236 | | ug/kg | 0.188 | 0.094 | 1 |
| Cl7-BZ#174 | 1.38 | | ug/kg | 0.188 | 0.094 | 1 |
| Cl6-BZ#128 | 4.25 | | ug/kg | 0.188 | 0.094 | 1 |
| Cl8-BZ#202 | 0.380 | | ug/kg | 0.188 | 0.094 | 1 |
| Cl6-BZ#167 | 1.89 | | ug/kg | 0.188 | 0.094 | 1 |
| Cl7-BZ#181 | 0.127 | J | ug/kg | 0.188 | 0.094 | 1 |
| Cl7-BZ#177 | 1.36 | | ug/kg | 0.188 | 0.094 | 1 |
| Cl8-BZ#204/#200-CAL | 0.249 | J | ug/kg | 0.376 | 0.188 | 1 |
| Cl7-BZ#171 | 0.953 | | ug/kg | 0.188 | 0.094 | 1 |
| Cl7-BZ#173 | ND | | ug/kg | 0.188 | 0.094 | 1 |
| Cl8-BZ#197 | ND | | ug/kg | 0.188 | 0.094 | 1 |
| Cl7-BZ#172 | 0.638 | | ug/kg | 0.188 | 0.094 | 1 |
| Cl7-BZ#192 | ND | | ug/kg | 0.188 | 0.094 | 1 |
| Cl6-BZ#156 | 3.12 | | ug/kg | 0.188 | 0.094 | 1 |
| Cl6-BZ#157 | 0.895 | | ug/kg | 0.188 | 0.094 | 1 |
| Cl7-BZ#180 | 4.20 | | ug/kg | 0.188 | 0.094 | 1 |
| Cl7-BZ#193 | 0.430 | | ug/kg | 0.188 | 0.094 | 1 |
| Cl8-BZ#199 | 0.144 | J | ug/kg | 0.188 | 0.094 | 1 |
| Cl7-BZ#191 | 0.194 | | ug/kg | 0.188 | 0.094 | 1 |
| Cl8-BZ#198 | ND | | ug/kg | 0.188 | 0.094 | 1 |
| Cl8-BZ#201 | 0.937 | | ug/kg | 0.188 | 0.094 | 1 |
| Cl7-BZ#170 | 3.11 | | ug/kg | 0.188 | 0.094 | 1 |
| Cl7-BZ#190 | 0.749 | | ug/kg | 0.188 | 0.094 | 1 |
| Cl8-BZ#196 | 0.458 | | ug/kg | 0.188 | 0.094 | 1 |

**Project Name:** NEW BEDFORD HARBOR-LTM **Lab Number:** L2040097

**Project Number:** 60597627 **Report Date:** 11/25/20

## SAMPLE RESULTS

Lab ID: L2040097-08 Date Collected: 09/22/20 13:42

Client ID: S-135-20FSP20-01 Date Received: 09/23/20

Sample Location: NEW BEDFORD, MA Field Prep: Not Specified

Sample Depth:

| Parameter | Result | Qualifier | Units | RL | MDL | Dilution Factor |
|---|---|---|---|---|---|---|
| PCB Congeners/Homologs - Mansfield Lab | | | | | | |
| Cl8-BZ#203 | 0.675 | | ug/kg | 0.188 | 0.094 | 1 |
| Cl6-BZ#169 | ND | | ug/kg | 0.188 | 0.094 | 1 |
| Cl9-BZ#208 | 0.285 | | ug/kg | 0.188 | 0.094 | 1 |
| Cl9-BZ#207 | 0.125 | J | ug/kg | 0.188 | 0.094 | 1 |
| Cl7-BZ#189 | 0.435 | | ug/kg | 0.188 | 0.094 | 1 |
| Cl8-BZ#195 | 0.372 | | ug/kg | 0.188 | 0.094 | 1 |
| Cl8-BZ#194 | 1.11 | | ug/kg | 0.188 | 0.094 | 1 |
| Cl8-BZ#205 | ND | | ug/kg | 0.188 | 0.094 | 1 |
| Cl9-BZ#206-Cal/RTW | 0.666 | | ug/kg | 0.188 | 0.094 | 1 |
| Cl10-BZ#209-Cal/RTW | 0.294 | | ug/kg | 0.188 | 0.094 | 1 |
| Monochlorobiphenyls | 0.857 | | ug/kg | 0.188 | 0.094 | 1 |
| Dichlorobiphenyls | 31.7 | | ug/kg | 0.188 | 0.094 | 1 |
| Trichlorobiphenyls | 237 | | ug/kg | 0.188 | 0.094 | 1 |
| Tetrachlorobiphenyls | 318 | | ug/kg | 0.188 | 0.094 | 1 |
| Pentachlorobiphenyls | 248 | | ug/kg | 0.188 | 0.094 | 1 |
| Hexachlorobiphenyls | 144 | | ug/kg | 0.188 | 0.094 | 1 |
| Heptachlorobiphenyls | 23.2 | | ug/kg | 0.188 | 0.094 | 1 |
| Octachlorobiphenyls | 4.33 | | ug/kg | 0.188 | 0.094 | 1 |
| Nonachlorobiphenyls | 1.08 | | ug/kg | 0.188 | 0.094 | 1 |
| Decachlorobiphenyl | 0.294 | | ug/kg | 0.188 | 0.094 | 1 |
| Total PCB | 1010 | | ug/kg | 0.188 | NA | 1 |

| Surrogate | % Recovery | Qualifier | Acceptance Criteria |
|---|---|---|---|
| Cl3-BZ#19-C13 (surr) | 61 | | 50-125 |
| Cl8-BZ#202-C13 (surr) | 68 | | 50-125 |

**Project Name:** NEW BEDFORD HARBOR-LTM **Lab Number:** L2040097

**Project Number:** 60597627 **Report Date:** 11/25/20

## SAMPLE RESULTS

Lab ID: L2040097-09 D
Client ID: S-138-20FSP20-01
Sample Location: NEW BEDFORD, MA

Date Collected: 09/22/20 14:27
Date Received: 09/23/20
Field Prep: Not Specified

Sample Depth:
Matrix: Sediment
Analytical Method: 105,8270D-SIM/680(M)
Analytical Date: 10/07/20 22:18
Analyst: SV
Percent Solids: 94%

Extraction Method: EPA 3570
Extraction Date: 09/30/20 16:41
Cleanup Method: EPA 3630
Cleanup Date: 10/02/20

| Parameter | Result | Qualifier | Units | RL | MDL | Dilution Factor |
|---|---|---|---|---|---|---|
| PCB Congeners/Homologs - Mansfield Lab | | | | | | |
| Cl1-BZ#1-Cal/RTW | ND | | ug/kg | 2.08 | 1.04 | 10 |
| Cl1-BZ#2 | ND | | ug/kg | 2.08 | 1.04 | 10 |
| Cl1-BZ#3 | 2.24 | | ug/kg | 2.08 | 1.04 | 10 |
| Cl2-BZ#4/#10 | 10.4 | | ug/kg | 4.16 | 2.08 | 10 |
| Cl2-BZ#9 | 2.92 | | ug/kg | 2.08 | 1.04 | 10 |
| Cl2-BZ#7 | 1.71 | J | ug/kg | 2.08 | 1.04 | 10 |
| Cl2-BZ#6 | 65.9 | | ug/kg | 2.08 | 1.04 | 10 |
| Cl2-BZ#5 | ND | | ug/kg | 2.08 | 1.04 | 10 |
| Cl2-BZ#8 | 57.9 | | ug/kg | 2.08 | 1.04 | 10 |
| Cl3-BZ#19 | 10.2 | | ug/kg | 2.08 | 1.04 | 10 |
| Cl2-BZ#14 | ND | | ug/kg | 2.08 | 1.04 | 10 |
| Cl3-BZ#30 | ND | | ug/kg | 2.08 | 1.04 | 10 |
| Cl3-BZ#18 | 165 | | ug/kg | 2.08 | 1.04 | 10 |
| Cl2-BZ#11 | 16.0 | | ug/kg | 2.08 | 1.04 | 10 |
| Cl3-BZ#17 | 90.6 | | ug/kg | 2.08 | 1.04 | 10 |
| Cl2-BZ#12 | ND | | ug/kg | 2.08 | 1.04 | 10 |
| Cl3-BZ#27 | 29.8 | | ug/kg | 2.08 | 1.04 | 10 |
| Cl2-BZ#13 | 57.1 | | ug/kg | 4.16 | 2.08 | 10 |
| Cl3-BZ#24 | 1.42 | J | ug/kg | 2.08 | 1.04 | 10 |
| Cl3-BZ#16 | 21.6 | | ug/kg | 2.08 | 1.04 | 10 |
| Cl3-BZ#32 | 56.9 | | ug/kg | 2.08 | 1.04 | 10 |
| Cl2-BZ#15 | 56.1 | | ug/kg | 2.08 | 1.04 | 10 |
| Cl3-BZ#34 | 4.90 | | ug/kg | 2.08 | 1.04 | 10 |
| Cl3-BZ#23 | ND | | ug/kg | 2.08 | 1.04 | 10 |
| Cl4-BZ#54 | 1.36 | J | ug/kg | 2.08 | 1.04 | 10 |
| Cl3-BZ#29-Cal | ND | | ug/kg | 2.08 | 1.04 | 10 |
| Cl4-BZ#50-Cal | ND | | ug/kg | 2.08 | 1.04 | 10 |
| Cl3-BZ#26 | 425 | | ug/kg | 2.08 | 1.04 | 10 |

**Project Name:** NEW BEDFORD HARBOR-LTM **Lab Number:** L2040097

**Project Number:** 60597627 **Report Date:** 11/25/20

## SAMPLE RESULTS

Lab ID: L2040097-09 D Date Collected: 09/22/20 14:27

Client ID: S-138-20FSP20-01 Date Received: 09/23/20

Sample Location: NEW BEDFORD, MA Field Prep: Not Specified

Sample Depth:

| Parameter | Result | Qualifier | Units | RL | MDL | Dilution Factor |
|---|---|---|---|---|---|---|
| PCB Congeners/Homologs - Mansfield Lab | | | | | | |
| Cl3-BZ#25 | 261 | | ug/kg | 2.08 | 1.04 | 10 |
| Cl4-BZ#53 | 56.0 | | ug/kg | 2.08 | 1.04 | 10 |
| Cl3-BZ#-31 | 480 | | ug/kg | 2.08 | 1.04 | 10 |
| Cl3-BZ#28 | 438 | | ug/kg | 2.08 | 1.04 | 10 |
| Cl3-BZ#33 | 18.4 | | ug/kg | 2.08 | 1.04 | 10 |
| Cl4-BZ#51 | 24.5 | | ug/kg | 2.08 | 1.04 | 10 |
| Cl3-BZ#21/#20 | 60.5 | | ug/kg | 4.16 | 2.08 | 10 |
| Cl4-BZ#45 | 21.3 | | ug/kg | 2.08 | 1.04 | 10 |
| Cl3-BZ#22 | 93.0 | | ug/kg | 2.08 | 1.04 | 10 |
| Cl4-BZ#73/#46 | 12.0 | | ug/kg | 4.16 | 2.08 | 10 |
| Cl4-BZ#69 | 5.39 | | ug/kg | 2.08 | 1.04 | 10 |
| Cl4-BZ#43 | 6.66 | | ug/kg | 2.08 | 1.04 | 10 |
| Cl3-BZ#36 | 1.77 | J | ug/kg | 2.08 | 1.04 | 10 |
| Cl4-BZ#52 | 591 | | ug/kg | 2.08 | 1.04 | 10 |
| Cl4-BZ#48 | 17.6 | | ug/kg | 2.08 | 1.04 | 10 |
| Cl4-BZ#49 | 650 | | ug/kg | 2.08 | 1.04 | 10 |
| Cl5-BZ#104 | ND | | ug/kg | 2.08 | 1.04 | 10 |
| Cl4-BZ#47 | 211 | | ug/kg | 2.08 | 1.04 | 10 |
| Cl4-BZ#65/#75/#62 | 10.6 | | ug/kg | 6.23 | 3.12 | 10 |
| Cl3-BZ#39 | 2.05 | J | ug/kg | 2.08 | 1.04 | 10 |
| Cl3-BZ#38 | ND | | ug/kg | 2.08 | 1.04 | 10 |
| Cl4-BZ#44 | 216 | | ug/kg | 2.08 | 1.04 | 10 |
| Cl4-BZ#59 | 53.3 | | ug/kg | 2.08 | 1.04 | 10 |
| Cl4-BZ#42 | 102 | | ug/kg | 2.08 | 1.04 | 10 |
| Cl4-BZ#71 | 71.4 | | ug/kg | 2.08 | 1.04 | 10 |
| Cl3-BZ#35 | 4.07 | | ug/kg | 2.08 | 1.04 | 10 |
| Cl4-BZ#41 | 3.79 | | ug/kg | 2.08 | 1.04 | 10 |
| Cl4-BZ#72 | 21.6 | | ug/kg | 2.08 | 1.04 | 10 |
| Cl5-BZ#96 | 2.92 | | ug/kg | 2.08 | 1.04 | 10 |
| Cl5-BZ#103 | 13.8 | | ug/kg | 2.08 | 1.04 | 10 |
| Cl4-BZ#68/#64 | 164 | | ug/kg | 4.16 | 2.08 | 10 |
| Cl4-BZ#40 | 27.6 | | ug/kg | 2.08 | 1.04 | 10 |
| Cl3-BZ#37 | 40.0 | | ug/kg | 2.08 | 1.04 | 10 |
| Cl5-BZ#100 | 11.6 | | ug/kg | 2.08 | 1.04 | 10 |
| Cl5-BZ#94 | 2.17 | | ug/kg | 2.08 | 1.04 | 10 |
| Cl4-BZ#57 | 16.3 | | ug/kg | 2.08 | 1.04 | 10 |
| Cl4-BZ#67/#58 | 43.5 | | ug/kg | 4.16 | 2.08 | 10 |

**Project Name:** NEW BEDFORD HARBOR-LTM **Lab Number:** L2040097

**Project Number:** 60597627 **Report Date:** 11/25/20

## SAMPLE RESULTS

Lab ID: L2040097-09 D Date Collected: 09/22/20 14:27

Client ID: S-138-20FSP20-01 Date Received: 09/23/20

Sample Location: NEW BEDFORD, MA Field Prep: Not Specified

Sample Depth:

| Parameter | Result | Qualifier | Units | RL | MDL | Dilution Factor |
|---|---|---|---|---|---|---|
| PCB Congeners/Homologs - Mansfield Lab | | | | | | |
| Cl5-BZ#102 | 20.2 | | ug/kg | 2.08 | 1.04 | 10 |
| Cl4-BZ#61 | ND | | ug/kg | 2.08 | 1.04 | 10 |
| Cl5-BZ#98 | 4.50 | | ug/kg | 2.08 | 1.04 | 10 |
| Cl4-BZ#76 | ND | | ug/kg | 2.08 | 1.04 | 10 |
| Cl5-BZ#93 | 1.52 | J | ug/kg | 2.08 | 1.04 | 10 |
| Cl4-BZ#63 | 18.3 | | ug/kg | 2.08 | 1.04 | 10 |
| Cl5-BZ#121/#95/#88 | 219 | | ug/kg | 6.23 | 3.12 | 10 |
| Cl4-BZ#74 | 98.0 | | ug/kg | 2.08 | 1.04 | 10 |
| Cl6-BZ#155 | ND | | ug/kg | 2.08 | 1.04 | 10 |
| Cl4-BZ#70 | 102 | | ug/kg | 2.08 | 1.04 | 10 |
| Cl5-BZ#91 | 149 | | ug/kg | 2.08 | 1.04 | 10 |
| Cl4-BZ#66 | 132 | | ug/kg | 2.08 | 1.04 | 10 |
| Cl4-BZ#80 | ND | | ug/kg | 2.08 | 1.04 | 10 |
| Cl4-BZ#55 | 9.80 | | ug/kg | 2.08 | 1.04 | 10 |
| Cl5-BZ#92 | 92.2 | | ug/kg | 2.08 | 1.04 | 10 |
| Cl5-BZ#89/#84 | 80.1 | | ug/kg | 4.16 | 2.08 | 10 |
| Cl5-BZ#101/#90 | 333 | | ug/kg | 4.16 | 2.08 | 10 |
| Cl4-BZ#56 | 52.6 | | ug/kg | 2.08 | 1.04 | 10 |
| Cl5-BZ#113 | 8.23 | | ug/kg | 2.08 | 1.04 | 10 |
| Cl5-BZ#99 | 262 | | ug/kg | 2.08 | 1.04 | 10 |
| Cl6-BZ#150 | 2.90 | | ug/kg | 2.08 | 1.04 | 10 |
| Cl4-BZ#60 | 31.9 | | ug/kg | 2.08 | 1.04 | 10 |
| Cl6-BZ#152 | ND | | ug/kg | 2.08 | 1.04 | 10 |
| Cl5-BZ#119 | 34.7 | | ug/kg | 2.08 | 1.04 | 10 |
| Cl5-BZ#83/#125/#112 | 20.0 | | ug/kg | 6.23 | 3.12 | 10 |
| Cl5-BZ#86/#109 | ND | | ug/kg | 4.16 | 2.08 | 10 |
| Cl6-BZ#145 | ND | | ug/kg | 2.08 | 1.04 | 10 |
| Cl5-BZ#97 | 120 | | ug/kg | 2.08 | 1.04 | 10 |
| Cl6-BZ#148 | 1.13 | J | ug/kg | 2.08 | 1.04 | 10 |
| Cl4-BZ#79 | ND | | ug/kg | 2.08 | 1.04 | 10 |
| Cl5-BZ#116 | ND | | ug/kg | 2.08 | 1.04 | 10 |
| Cl6-BZ#154-Cal | 14.1 | | ug/kg | 2.08 | 1.04 | 10 |
| Cl4-BZ#78 | ND | | ug/kg | 2.08 | 1.04 | 10 |
| Cl5-BZ#87/#111 | 42.7 | | ug/kg | 4.16 | 2.08 | 10 |
| Cl6-BZ#136 | 36.2 | | ug/kg | 2.08 | 1.04 | 10 |
| Cl5-BZ#117 | 18.8 | | ug/kg | 2.08 | 1.04 | 10 |
| Cl5-BZ#115 | 7.50 | | ug/kg | 2.08 | 1.04 | 10 |

**Project Name:** NEW BEDFORD HARBOR-LTM **Lab Number:** L2040097

**Project Number:** 60597627 **Report Date:** 11/25/20

## SAMPLE RESULTS

Lab ID: L2040097-09 D Date Collected: 09/22/20 14:27

Client ID: S-138-20FSP20-01 Date Received: 09/23/20

Sample Location: NEW BEDFORD, MA Field Prep: Not Specified

Sample Depth:

| Parameter | Result | Qualifier | Units | RL | MDL | Dilution Factor |
|---|---|---|---|---|---|---|
| PCB Congeners/Homologs - Mansfield Lab | | | | | | |
| Cl5-BZ#85 | 32.0 | | ug/kg | 2.08 | 1.04 | 10 |
| Cl5-BZ#120 | 3.14 | | ug/kg | 2.08 | 1.04 | 10 |
| Cl5-BZ#110 | 466 | | ug/kg | 2.08 | 1.04 | 10 |
| Cl4-BZ#81 | ND | | ug/kg | 2.08 | 1.04 | 10 |
| Cl6-BZ#151 | 42.3 | | ug/kg | 2.08 | 1.04 | 10 |
| Cl6-BZ#135 | 36.3 | | ug/kg | 2.08 | 1.04 | 10 |
| Cl5-BZ#82 | 13.4 | | ug/kg | 2.08 | 1.04 | 10 |
| Cl6-BZ#144 | 6.52 | | ug/kg | 2.08 | 1.04 | 10 |
| Cl6-BZ#147/#149 | 291 | | ug/kg | 4.16 | 2.08 | 10 |
| Cl4-BZ#77 | 15.5 | | ug/kg | 2.08 | 1.04 | 10 |
| Cl6-BZ#143/#139 | 7.42 | | ug/kg | 4.16 | 2.08 | 10 |
| Cl5-BZ#124 | 8.70 | | ug/kg | 2.08 | 1.04 | 10 |
| Cl6-BZ#140 | 1.13 | J | ug/kg | 2.08 | 1.04 | 10 |
| Cl5-BZ#108 | 2.11 | | ug/kg | 2.08 | 1.04 | 10 |
| Cl5-BZ#107/#123 | 25.6 | | ug/kg | 4.16 | 2.08 | 10 |
| Cl7-BZ#188-Cal/RTW | ND | | ug/kg | 2.08 | 1.04 | 10 |
| Cl6-BZ#134 | 20.1 | | ug/kg | 2.08 | 1.04 | 10 |
| Cl5-BZ#106 | 1.71 | J | ug/kg | 2.08 | 1.04 | 10 |
| Cl6-BZ#133 | 5.76 | | ug/kg | 2.08 | 1.04 | 10 |
| Cl6-BZ#142 | ND | | ug/kg | 2.08 | 1.04 | 10 |
| Cl5-BZ#118 | 266 | | ug/kg | 2.08 | 1.04 | 10 |
| Cl6-BZ#131 | 4.62 | | ug/kg | 2.08 | 1.04 | 10 |
| Cl7-BZ#184 | ND | | ug/kg | 2.08 | 1.04 | 10 |
| Cl6-BZ#165 | ND | | ug/kg | 2.08 | 1.04 | 10 |
| Cl6-BZ#146 | 44.9 | | ug/kg | 2.08 | 1.04 | 10 |
| Cl6-BZ#161 | ND | | ug/kg | 2.08 | 1.04 | 10 |
| Cl5-BZ#122 | 4.12 | | ug/kg | 2.08 | 1.04 | 10 |
| Cl6-BZ#168 | ND | | ug/kg | 2.08 | 1.04 | 10 |
| Cl5-BZ#114 | 9.39 | | ug/kg | 2.08 | 1.04 | 10 |
| Cl6-BZ#153 | 258 | | ug/kg | 2.08 | 1.04 | 10 |
| Cl6-BZ#132 | 43.0 | | ug/kg | 2.08 | 1.04 | 10 |
| Cl7-BZ#179 | 10.4 | | ug/kg | 2.08 | 1.04 | 10 |
| Cl6-BZ#141 | 20.5 | | ug/kg | 2.08 | 1.04 | 10 |
| Cl7-BZ#176 | 3.18 | | ug/kg | 2.08 | 1.04 | 10 |
| Cl5-BZ#105 | 45.3 | | ug/kg | 2.08 | 1.04 | 10 |
| Cl6-BZ#137 | 15.6 | | ug/kg | 2.08 | 1.04 | 10 |
| Cl5-BZ#127 | ND | | ug/kg | 2.08 | 1.04 | 10 |

**Project Name:** NEW BEDFORD HARBOR-LTM **Lab Number:** L2040097

**Project Number:** 60597627 **Report Date:** 11/25/20

## SAMPLE RESULTS

Lab ID: L2040097-09 D Date Collected: 09/22/20 14:27

Client ID: S-138-20FSP20-01 Date Received: 09/23/20

Sample Location: NEW BEDFORD, MA Field Prep: Not Specified

Sample Depth:

| Parameter | Result | Qualifier | Units | RL | MDL | Dilution Factor |
|---|---|---|---|---|---|---|
| PCB Congeners/Homologs - Mansfield Lab | | | | | | |
| Cl7-BZ#186 | ND | | ug/kg | 2.08 | 1.04 | 10 |
| Cl6-BZ#130/#164 | 36.8 | | ug/kg | 4.16 | 2.08 | 10 |
| Cl7-BZ#178 | 6.60 | | ug/kg | 2.08 | 1.04 | 10 |
| Cl6-BZ#138 | 120 | | ug/kg | 2.08 | 1.04 | 10 |
| Cl6-BZ#163/#160 | 77.1 | | ug/kg | 4.16 | 2.08 | 10 |
| Cl6-BZ#129/#158 | 46.2 | | ug/kg | 4.16 | 2.08 | 10 |
| Cl7-BZ#182/#175 | ND | | ug/kg | 4.16 | 2.08 | 10 |
| Cl7-BZ#187 | 36.5 | | ug/kg | 2.08 | 1.04 | 10 |
| Cl7-BZ#183 | 17.6 | | ug/kg | 2.08 | 1.04 | 10 |
| Cl6-BZ#166 | 2.46 | | ug/kg | 2.08 | 1.04 | 10 |
| Cl6-BZ#159 | ND | | ug/kg | 2.08 | 1.04 | 10 |
| Cl5-BZ#126 | 2.00 | J | ug/kg | 2.08 | 1.04 | 10 |
| Cl7-BZ#185 | 2.64 | | ug/kg | 2.08 | 1.04 | 10 |
| Cl6-BZ#162 | 2.01 | J | ug/kg | 2.08 | 1.04 | 10 |
| Cl7-BZ#174 | 14.4 | | ug/kg | 2.08 | 1.04 | 10 |
| Cl6-BZ#128 | 39.7 | | ug/kg | 2.08 | 1.04 | 10 |
| Cl8-BZ#202 | 3.45 | | ug/kg | 2.08 | 1.04 | 10 |
| Cl6-BZ#167 | 14.3 | | ug/kg | 2.08 | 1.04 | 10 |
| Cl7-BZ#181 | 1.56 | J | ug/kg | 2.08 | 1.04 | 10 |
| Cl7-BZ#177 | 12.1 | | ug/kg | 2.08 | 1.04 | 10 |
| Cl8-BZ#204/#200-CAL | 2.27 | J | ug/kg | 4.16 | 2.08 | 10 |
| Cl7-BZ#171 | 9.11 | | ug/kg | 2.08 | 1.04 | 10 |
| Cl7-BZ#173 | ND | | ug/kg | 2.08 | 1.04 | 10 |
| Cl8-BZ#197 | ND | | ug/kg | 2.08 | 1.04 | 10 |
| Cl7-BZ#172 | 5.47 | | ug/kg | 2.08 | 1.04 | 10 |
| Cl7-BZ#192 | ND | | ug/kg | 2.08 | 1.04 | 10 |
| Cl6-BZ#156 | 30.3 | | ug/kg | 2.08 | 1.04 | 10 |
| Cl6-BZ#157 | 7.13 | | ug/kg | 2.08 | 1.04 | 10 |
| Cl7-BZ#180 | 39.8 | | ug/kg | 2.08 | 1.04 | 10 |
| Cl7-BZ#193 | 2.95 | | ug/kg | 2.08 | 1.04 | 10 |
| Cl8-BZ#199 | 1.34 | J | ug/kg | 2.08 | 1.04 | 10 |
| Cl7-BZ#191 | 2.04 | J | ug/kg | 2.08 | 1.04 | 10 |
| Cl8-BZ#198 | ND | | ug/kg | 2.08 | 1.04 | 10 |
| Cl8-BZ#201 | 8.27 | | ug/kg | 2.08 | 1.04 | 10 |
| Cl7-BZ#170 | 29.6 | | ug/kg | 2.08 | 1.04 | 10 |
| Cl7-BZ#190 | 5.90 | | ug/kg | 2.08 | 1.04 | 10 |
| Cl8-BZ#196 | 4.48 | | ug/kg | 2.08 | 1.04 | 10 |

**Project Name:** NEW BEDFORD HARBOR-LTM **Lab Number:** L2040097

**Project Number:** 60597627 **Report Date:** 11/25/20

## SAMPLE RESULTS

Lab ID: L2040097-09 D Date Collected: 09/22/20 14:27

Client ID: S-138-20FSP20-01 Date Received: 09/23/20

Sample Location: NEW BEDFORD, MA Field Prep: Not Specified

Sample Depth:

| Parameter | Result | Qualifier | Units | RL | MDL | Dilution Factor |
|---|---|---|---|---|---|---|
| PCB Congeners/Homologs - Mansfield Lab | | | | | | |
| Cl8-BZ#203 | 6.94 | | ug/kg | 2.08 | 1.04 | 10 |
| Cl6-BZ#169 | ND | | ug/kg | 2.08 | 1.04 | 10 |
| Cl9-BZ#208 | 2.22 | | ug/kg | 2.08 | 1.04 | 10 |
| Cl9-BZ#207 | ND | | ug/kg | 2.08 | 1.04 | 10 |
| Cl7-BZ#189 | 4.39 | | ug/kg | 2.08 | 1.04 | 10 |
| Cl8-BZ#195 | 3.18 | | ug/kg | 2.08 | 1.04 | 10 |
| Cl8-BZ#194 | 10.8 | | ug/kg | 2.08 | 1.04 | 10 |
| Cl8-BZ#205 | ND | | ug/kg | 2.08 | 1.04 | 10 |
| Cl9-BZ#206-Cal/RTW | 6.64 | | ug/kg | 2.08 | 1.04 | 10 |
| Cl10-BZ#209-Cal/RTW | 2.42 | | ug/kg | 2.08 | 1.04 | 10 |
| Monochlorobiphenyls | 2.24 | | ug/kg | 2.08 | 1.04 | 10 |
| Dichlorobiphenyls | 268 | | ug/kg | 2.08 | 1.04 | 10 |
| Trichlorobiphenyls | 2200 | | ug/kg | 2.08 | 1.04 | 10 |
| Tetrachlorobiphenyls | 2790 | | ug/kg | 2.08 | 1.04 | 10 |
| Pentachlorobiphenyls | 2320 | | ug/kg | 2.08 | 1.04 | 10 |
| Hexachlorobiphenyls | 1230 | | ug/kg | 2.08 | 1.04 | 10 |
| Heptachlorobiphenyls | 204 | | ug/kg | 2.08 | 1.04 | 10 |
| Octachlorobiphenyls | 40.7 | | ug/kg | 2.08 | 1.04 | 10 |
| Nonachlorobiphenyls | 8.86 | | ug/kg | 2.08 | 1.04 | 10 |
| Decachlorobiphenyl | 2.42 | | ug/kg | 2.08 | 1.04 | 10 |
| Total PCB | 9070 | | ug/kg | 2.08 | NA | 10 |

| Surrogate | % Recovery | Qualifier | Acceptance Criteria |
|---|---|---|---|
| Cl3-BZ#19-C13 (surr) | 74 | | 50-125 |
| Cl8-BZ#202-C13 (surr) | 82 | | 50-125 |

**Project Name:** NEW BEDFORD HARBOR-LTM **Lab Number:** L2040097

**Project Number:** 60597627 **Report Date:** 11/25/20

## SAMPLE RESULTS

Lab ID: L2040097-10 D
Client ID: S-140-20FSP20-01
Sample Location: NEW BEDFORD, MA

Date Collected: 09/22/20 15:06
Date Received: 09/23/20
Field Prep: Not Specified

Sample Depth:
Matrix: Sediment
Analytical Method: 105,8270D-SIM/680(M)
Analytical Date: 10/07/20 23:39
Analyst: SV
Percent Solids: 95%

Extraction Method: EPA 3570
Extraction Date: 09/30/20 16:41
Cleanup Method: EPA 3630
Cleanup Date: 10/02/20

| Parameter | Result | Qualifier | Units | RL | MDL | Dilution Factor |
|---|---|---|---|---|---|---|
| PCB Congeners/Homologs - Mansfield Lab | | | | | | |
| Cl1-BZ#1-Cal/RTW | 1.68 | J | ug/kg | 2.08 | 1.04 | 10 |
| Cl1-BZ#2 | ND | | ug/kg | 2.08 | 1.04 | 10 |
| Cl1-BZ#3 | 3.42 | | ug/kg | 2.08 | 1.04 | 10 |
| Cl2-BZ#4/#10 | 24.9 | | ug/kg | 4.16 | 2.08 | 10 |
| Cl2-BZ#9 | 6.64 | | ug/kg | 2.08 | 1.04 | 10 |
| Cl2-BZ#7 | 4.55 | | ug/kg | 2.08 | 1.04 | 10 |
| Cl2-BZ#6 | 132 | | ug/kg | 2.08 | 1.04 | 10 |
| Cl2-BZ#5 | ND | | ug/kg | 2.08 | 1.04 | 10 |
| Cl2-BZ#8 | 127 | | ug/kg | 2.08 | 1.04 | 10 |
| Cl3-BZ#19 | 23.3 | | ug/kg | 2.08 | 1.04 | 10 |
| Cl2-BZ#14 | ND | | ug/kg | 2.08 | 1.04 | 10 |
| Cl3-BZ#30 | ND | | ug/kg | 2.08 | 1.04 | 10 |
| Cl3-BZ#18 | 356 | | ug/kg | 2.08 | 1.04 | 10 |
| Cl2-BZ#11 | 23.3 | | ug/kg | 2.08 | 1.04 | 10 |
| Cl3-BZ#17 | 204 | | ug/kg | 2.08 | 1.04 | 10 |
| Cl2-BZ#12 | ND | | ug/kg | 2.08 | 1.04 | 10 |
| Cl3-BZ#27 | 42.6 | | ug/kg | 2.08 | 1.04 | 10 |
| Cl2-BZ#13 | 94.1 | | ug/kg | 4.16 | 2.08 | 10 |
| Cl3-BZ#24 | 4.54 | | ug/kg | 2.08 | 1.04 | 10 |
| Cl3-BZ#16 | 62.0 | | ug/kg | 2.08 | 1.04 | 10 |
| Cl3-BZ#32 | 119 | | ug/kg | 2.08 | 1.04 | 10 |
| Cl2-BZ#15 | 97.7 | | ug/kg | 2.08 | 1.04 | 10 |
| Cl3-BZ#34 | 9.95 | | ug/kg | 2.08 | 1.04 | 10 |
| Cl3-BZ#23 | ND | | ug/kg | 2.08 | 1.04 | 10 |
| Cl4-BZ#54 | 2.36 | | ug/kg | 2.08 | 1.04 | 10 |
| Cl3-BZ#29-Cal | ND | | ug/kg | 2.08 | 1.04 | 10 |
| Cl4-BZ#50-Cal | ND | | ug/kg | 2.08 | 1.04 | 10 |
| Cl3-BZ#26 | 575 | | ug/kg | 2.08 | 1.04 | 10 |

**Project Name:** NEW BEDFORD HARBOR-LTM **Lab Number:** L2040097

**Project Number:** 60597627 **Report Date:** 11/25/20

## SAMPLE RESULTS

Lab ID: L2040097-10 D Date Collected: 09/22/20 15:06

Client ID: S-140-20FSP20-01 Date Received: 09/23/20

Sample Location: NEW BEDFORD, MA Field Prep: Not Specified

Sample Depth:

| Parameter | Result | Qualifier | Units | RL | MDL | Dilution Factor |
|---|---|---|---|---|---|---|
| PCB Congeners/Homologs - Mansfield Lab | | | | | | |
| Cl3-BZ#25 | 380 | | ug/kg | 2.08 | 1.04 | 10 |
| Cl4-BZ#53 | 106 | | ug/kg | 2.08 | 1.04 | 10 |
| Cl3-BZ#-31 | 874 | | ug/kg | 2.08 | 1.04 | 10 |
| Cl3-BZ#28 | 862 | | ug/kg | 2.08 | 1.04 | 10 |
| Cl3-BZ#33 | 114 | | ug/kg | 2.08 | 1.04 | 10 |
| Cl4-BZ#51 | 43.8 | | ug/kg | 2.08 | 1.04 | 10 |
| Cl3-BZ#21/#20 | 82.3 | | ug/kg | 4.16 | 2.08 | 10 |
| Cl4-BZ#45 | 59.5 | | ug/kg | 2.08 | 1.04 | 10 |
| Cl3-BZ#22 | 206 | | ug/kg | 2.08 | 1.04 | 10 |
| Cl4-BZ#73/#46 | 24.3 | | ug/kg | 4.16 | 2.08 | 10 |
| Cl4-BZ#69 | 4.79 | | ug/kg | 2.08 | 1.04 | 10 |
| Cl4-BZ#43 | 15.8 | | ug/kg | 2.08 | 1.04 | 10 |
| Cl3-BZ#36 | ND | | ug/kg | 2.08 | 1.04 | 10 |
| Cl4-BZ#52 | 999 | | ug/kg | 2.08 | 1.04 | 10 |
| Cl4-BZ#48 | 79.8 | | ug/kg | 2.08 | 1.04 | 10 |
| Cl4-BZ#49 | 1090 | | ug/kg | 2.08 | 1.04 | 10 |
| Cl5-BZ#104 | ND | | ug/kg | 2.08 | 1.04 | 10 |
| Cl4-BZ#47 | 403 | | ug/kg | 2.08 | 1.04 | 10 |
| Cl4-BZ#65/#75/#62 | 22.6 | | ug/kg | 6.25 | 3.12 | 10 |
| Cl3-BZ#39 | ND | | ug/kg | 2.08 | 1.04 | 10 |
| Cl3-BZ#38 | ND | | ug/kg | 2.08 | 1.04 | 10 |
| Cl4-BZ#44 | 464 | | ug/kg | 2.08 | 1.04 | 10 |
| Cl4-BZ#59 | 68.4 | | ug/kg | 2.08 | 1.04 | 10 |
| Cl4-BZ#42 | 228 | | ug/kg | 2.08 | 1.04 | 10 |
| Cl4-BZ#71 | 147 | | ug/kg | 2.08 | 1.04 | 10 |
| Cl3-BZ#35 | 10.9 | | ug/kg | 2.08 | 1.04 | 10 |
| Cl4-BZ#41 | 11.5 | | ug/kg | 2.08 | 1.04 | 10 |
| Cl4-BZ#72 | 26.2 | | ug/kg | 2.08 | 1.04 | 10 |
| Cl5-BZ#96 | 6.51 | | ug/kg | 2.08 | 1.04 | 10 |
| Cl5-BZ#103 | 24.8 | | ug/kg | 2.08 | 1.04 | 10 |
| Cl4-BZ#68/#64 | 341 | | ug/kg | 4.16 | 2.08 | 10 |
| Cl4-BZ#40 | 73.8 | | ug/kg | 2.08 | 1.04 | 10 |
| Cl3-BZ#37 | 99.1 | | ug/kg | 2.08 | 1.04 | 10 |
| Cl5-BZ#100 | 19.8 | | ug/kg | 2.08 | 1.04 | 10 |
| Cl5-BZ#94 | 4.72 | | ug/kg | 2.08 | 1.04 | 10 |
| Cl4-BZ#57 | 16.5 | | ug/kg | 2.08 | 1.04 | 10 |
| Cl4-BZ#67/#58 | 77.6 | | ug/kg | 4.16 | 2.08 | 10 |

**Project Name:** NEW BEDFORD HARBOR-LTM **Lab Number:** L2040097

**Project Number:** 60597627 **Report Date:** 11/25/20

## SAMPLE RESULTS

Lab ID: L2040097-10 D
Client ID: S-140-20FSP20-01
Sample Location: NEW BEDFORD, MA

Date Collected: 09/22/20 15:06
Date Received: 09/23/20
Field Prep: Not Specified

Sample Depth:

| Parameter | Result | Qualifier | Units | RL | MDL | Dilution Factor |
|---|---|---|---|---|---|---|
| PCB Congeners/Homologs - Mansfield Lab | | | | | | |
| Cl5-BZ#102 | 35.3 | | ug/kg | 2.08 | 1.04 | 10 |
| Cl4-BZ#61 | ND | | ug/kg | 2.08 | 1.04 | 10 |
| Cl5-BZ#98 | 7.67 | | ug/kg | 2.08 | 1.04 | 10 |
| Cl4-BZ#76 | 3.97 | | ug/kg | 2.08 | 1.04 | 10 |
| Cl5-BZ#93 | 4.00 | | ug/kg | 2.08 | 1.04 | 10 |
| Cl4-BZ#63 | 37.6 | | ug/kg | 2.08 | 1.04 | 10 |
| Cl5-BZ#121/#95/#88 | 538 | | ug/kg | 6.25 | 3.12 | 10 |
| Cl4-BZ#74 | 284 | | ug/kg | 2.08 | 1.04 | 10 |
| Cl6-BZ#155 | ND | | ug/kg | 2.08 | 1.04 | 10 |
| Cl4-BZ#70 | 460 | | ug/kg | 2.08 | 1.04 | 10 |
| Cl5-BZ#91 | 309 | | ug/kg | 2.08 | 1.04 | 10 |
| Cl4-BZ#66 | 490 | | ug/kg | 2.08 | 1.04 | 10 |
| Cl4-BZ#80 | ND | | ug/kg | 2.08 | 1.04 | 10 |
| Cl4-BZ#55 | ND | | ug/kg | 2.08 | 1.04 | 10 |
| Cl5-BZ#92 | 184 | | ug/kg | 2.08 | 1.04 | 10 |
| Cl5-BZ#89/#84 | 204 | | ug/kg | 4.16 | 2.08 | 10 |
| Cl5-BZ#101/#90 | 1080 | | ug/kg | 4.16 | 2.08 | 10 |
| Cl4-BZ#56 | 178 | | ug/kg | 2.08 | 1.04 | 10 |
| Cl5-BZ#113 | ND | | ug/kg | 2.08 | 1.04 | 10 |
| Cl5-BZ#99 | 739 | | ug/kg | 2.08 | 1.04 | 10 |
| Cl6-BZ#150 | 5.52 | | ug/kg | 2.08 | 1.04 | 10 |
| Cl4-BZ#60 | 69.1 | | ug/kg | 2.08 | 1.04 | 10 |
| Cl6-BZ#152 | ND | | ug/kg | 2.08 | 1.04 | 10 |
| Cl5-BZ#119 | 68.5 | | ug/kg | 2.08 | 1.04 | 10 |
| Cl5-BZ#83/#125/#112 | 38.4 | | ug/kg | 6.25 | 3.12 | 10 |
| Cl5-BZ#86/#109 | ND | | ug/kg | 4.16 | 2.08 | 10 |
| Cl6-BZ#145 | ND | | ug/kg | 2.08 | 1.04 | 10 |
| Cl5-BZ#97 | 356 | | ug/kg | 2.08 | 1.04 | 10 |
| Cl6-BZ#148 | 2.31 | | ug/kg | 2.08 | 1.04 | 10 |
| Cl4-BZ#79 | ND | | ug/kg | 2.08 | 1.04 | 10 |
| Cl5-BZ#116 | ND | | ug/kg | 2.08 | 1.04 | 10 |
| Cl6-BZ#154-Cal | 24.5 | | ug/kg | 2.08 | 1.04 | 10 |
| Cl4-BZ#78 | ND | | ug/kg | 2.08 | 1.04 | 10 |
| Cl5-BZ#87/#111 | 120 | | ug/kg | 4.16 | 2.08 | 10 |
| Cl6-BZ#136 | 79.8 | | ug/kg | 2.08 | 1.04 | 10 |
| Cl5-BZ#117 | 30.8 | | ug/kg | 2.08 | 1.04 | 10 |
| Cl5-BZ#115 | 19.2 | | ug/kg | 2.08 | 1.04 | 10 |

**Project Name:** NEW BEDFORD HARBOR-LTM **Lab Number:** L2040097

**Project Number:** 60597627 **Report Date:** 11/25/20

## SAMPLE RESULTS

Lab ID: L2040097-10 D Date Collected: 09/22/20 15:06

Client ID: S-140-20FSP20-01 Date Received: 09/23/20

Sample Location: NEW BEDFORD, MA Field Prep: Not Specified

Sample Depth:

| Parameter | Result | Qualifier | Units | RL | MDL | Dilution Factor |
|---|---|---|---|---|---|---|
| PCB Congeners/Homologs - Mansfield Lab | | | | | | |
| Cl5-BZ#85 | 85.8 | | ug/kg | 2.08 | 1.04 | 10 |
| Cl5-BZ#120 | 5.01 | | ug/kg | 2.08 | 1.04 | 10 |
| Cl5-BZ#110 | 1080 | | ug/kg | 2.08 | 1.04 | 10 |
| Cl4-BZ#81 | ND | | ug/kg | 2.08 | 1.04 | 10 |
| Cl6-BZ#151 | 97.5 | | ug/kg | 2.08 | 1.04 | 10 |
| Cl6-BZ#135 | 79.9 | | ug/kg | 2.08 | 1.04 | 10 |
| Cl5-BZ#82 | 39.4 | | ug/kg | 2.08 | 1.04 | 10 |
| Cl6-BZ#144 | 15.7 | | ug/kg | 2.08 | 1.04 | 10 |
| Cl6-BZ#147/#149 | 594 | | ug/kg | 4.16 | 2.08 | 10 |
| Cl4-BZ#77 | 52.0 | | ug/kg | 2.08 | 1.04 | 10 |
| Cl6-BZ#143/#139 | 15.4 | | ug/kg | 4.16 | 2.08 | 10 |
| Cl5-BZ#124 | 34.3 | | ug/kg | 2.08 | 1.04 | 10 |
| Cl6-BZ#140 | 2.12 | | ug/kg | 2.08 | 1.04 | 10 |
| Cl5-BZ#108 | ND | | ug/kg | 2.08 | 1.04 | 10 |
| Cl5-BZ#107/#123 | 79.0 | | ug/kg | 4.16 | 2.08 | 10 |
| Cl7-BZ#188-Cal/RTW | 1.15 | J | ug/kg | 2.08 | 1.04 | 10 |
| Cl6-BZ#134 | 45.5 | | ug/kg | 2.08 | 1.04 | 10 |
| Cl5-BZ#106 | ND | | ug/kg | 2.08 | 1.04 | 10 |
| Cl6-BZ#133 | 10.5 | | ug/kg | 2.08 | 1.04 | 10 |
| Cl6-BZ#142 | ND | | ug/kg | 2.08 | 1.04 | 10 |
| Cl5-BZ#118 | 873 | | ug/kg | 2.08 | 1.04 | 10 |
| Cl6-BZ#131 | 10.9 | | ug/kg | 2.08 | 1.04 | 10 |
| Cl7-BZ#184 | ND | | ug/kg | 2.08 | 1.04 | 10 |
| Cl6-BZ#165 | ND | | ug/kg | 2.08 | 1.04 | 10 |
| Cl6-BZ#146 | 103 | | ug/kg | 2.08 | 1.04 | 10 |
| Cl6-BZ#161 | ND | | ug/kg | 2.08 | 1.04 | 10 |
| Cl5-BZ#122 | 10.3 | | ug/kg | 2.08 | 1.04 | 10 |
| Cl6-BZ#168 | ND | | ug/kg | 2.08 | 1.04 | 10 |
| Cl5-BZ#114 | 26.8 | | ug/kg | 2.08 | 1.04 | 10 |
| Cl6-BZ#153 | 614 | | ug/kg | 2.08 | 1.04 | 10 |
| Cl6-BZ#132 | 119 | | ug/kg | 2.08 | 1.04 | 10 |
| Cl7-BZ#179 | 23.6 | | ug/kg | 2.08 | 1.04 | 10 |
| Cl6-BZ#141 | 63.5 | | ug/kg | 2.08 | 1.04 | 10 |
| Cl7-BZ#176 | 5.72 | | ug/kg | 2.08 | 1.04 | 10 |
| Cl5-BZ#105 | 150 | | ug/kg | 2.08 | 1.04 | 10 |
| Cl6-BZ#137 | 43.4 | | ug/kg | 2.08 | 1.04 | 10 |
| Cl5-BZ#127 | ND | | ug/kg | 2.08 | 1.04 | 10 |

**Project Name:** NEW BEDFORD HARBOR-LTM **Lab Number:** L2040097

**Project Number:** 60597627 **Report Date:** 11/25/20

## SAMPLE RESULTS

Lab ID: L2040097-10 D Date Collected: 09/22/20 15:06

Client ID: S-140-20FSP20-01 Date Received: 09/23/20

Sample Location: NEW BEDFORD, MA Field Prep: Not Specified

Sample Depth:

| Parameter | Result | Qualifier | Units | RL | MDL | Dilution Factor |
|---|---|---|---|---|---|---|
| PCB Congeners/Homologs - Mansfield Lab | | | | | | |
| Cl7-BZ#186 | ND | | ug/kg | 2.08 | 1.04 | 10 |
| Cl6-BZ#130/#164 | 91.6 | | ug/kg | 4.16 | 2.08 | 10 |
| Cl7-BZ#178 | 13.6 | | ug/kg | 2.08 | 1.04 | 10 |
| Cl6-BZ#138 | 318 | | ug/kg | 2.08 | 1.04 | 10 |
| Cl6-BZ#163/#160 | 176 | | ug/kg | 4.16 | 2.08 | 10 |
| Cl6-BZ#129/#158 | 114 | | ug/kg | 4.16 | 2.08 | 10 |
| Cl7-BZ#182/#175 | 3.37 | J | ug/kg | 4.16 | 2.08 | 10 |
| Cl7-BZ#187 | 71.2 | | ug/kg | 2.08 | 1.04 | 10 |
| Cl7-BZ#183 | 35.1 | | ug/kg | 2.08 | 1.04 | 10 |
| Cl6-BZ#166 | 7.49 | | ug/kg | 2.08 | 1.04 | 10 |
| Cl6-BZ#159 | ND | | ug/kg | 2.08 | 1.04 | 10 |
| Cl5-BZ#126 | ND | | ug/kg | 2.08 | 1.04 | 10 |
| Cl7-BZ#185 | 5.12 | | ug/kg | 2.08 | 1.04 | 10 |
| Cl6-BZ#162 | 3.58 | | ug/kg | 2.08 | 1.04 | 10 |
| Cl7-BZ#174 | 35.1 | | ug/kg | 2.08 | 1.04 | 10 |
| Cl6-BZ#128 | 94.9 | | ug/kg | 2.08 | 1.04 | 10 |
| Cl8-BZ#202 | 5.82 | | ug/kg | 2.08 | 1.04 | 10 |
| Cl6-BZ#167 | 35.7 | | ug/kg | 2.08 | 1.04 | 10 |
| Cl7-BZ#181 | 3.03 | | ug/kg | 2.08 | 1.04 | 10 |
| Cl7-BZ#177 | 25.4 | | ug/kg | 2.08 | 1.04 | 10 |
| Cl8-BZ#204/#200-CAL | 3.66 | J | ug/kg | 4.16 | 2.08 | 10 |
| Cl7-BZ#171 | 20.3 | | ug/kg | 2.08 | 1.04 | 10 |
| Cl7-BZ#173 | ND | | ug/kg | 2.08 | 1.04 | 10 |
| Cl8-BZ#197 | ND | | ug/kg | 2.08 | 1.04 | 10 |
| Cl7-BZ#172 | 12.8 | | ug/kg | 2.08 | 1.04 | 10 |
| Cl7-BZ#192 | ND | | ug/kg | 2.08 | 1.04 | 10 |
| Cl6-BZ#156 | 80.5 | | ug/kg | 2.08 | 1.04 | 10 |
| Cl6-BZ#157 | 19.9 | | ug/kg | 2.08 | 1.04 | 10 |
| Cl7-BZ#180 | 91.9 | | ug/kg | 2.08 | 1.04 | 10 |
| Cl7-BZ#193 | 6.00 | | ug/kg | 2.08 | 1.04 | 10 |
| Cl8-BZ#199 | 2.44 | | ug/kg | 2.08 | 1.04 | 10 |
| Cl7-BZ#191 | 3.86 | | ug/kg | 2.08 | 1.04 | 10 |
| Cl8-BZ#198 | ND | | ug/kg | 2.08 | 1.04 | 10 |
| Cl8-BZ#201 | 18.4 | | ug/kg | 2.08 | 1.04 | 10 |
| Cl7-BZ#170 | 69.1 | | ug/kg | 2.08 | 1.04 | 10 |
| Cl7-BZ#190 | 14.6 | | ug/kg | 2.08 | 1.04 | 10 |
| Cl8-BZ#196 | 11.6 | | ug/kg | 2.08 | 1.04 | 10 |

**Project Name:** NEW BEDFORD HARBOR-LTM **Lab Number:** L2040097

**Project Number:** 60597627 **Report Date:** 11/25/20

## SAMPLE RESULTS

Lab ID: L2040097-10 D
Client ID: S-140-20FSP20-01
Sample Location: NEW BEDFORD, MA

Date Collected: 09/22/20 15:06
Date Received: 09/23/20
Field Prep: Not Specified

Sample Depth:

| Parameter | Result | Qualifier | Units | RL | MDL | Dilution Factor |
|---|---|---|---|---|---|---|
| PCB Congeners/Homologs - Mansfield Lab | | | | | | |
| Cl8-BZ#203 | 10.2 | | ug/kg | 2.08 | 1.04 | 10 |
| Cl6-BZ#169 | ND | | ug/kg | 2.08 | 1.04 | 10 |
| Cl9-BZ#208 | 7.29 | | ug/kg | 2.08 | 1.04 | 10 |
| Cl9-BZ#207 | 1.70 | J | ug/kg | 2.08 | 1.04 | 10 |
| Cl7-BZ#189 | 7.22 | | ug/kg | 2.08 | 1.04 | 10 |
| Cl8-BZ#195 | 6.36 | | ug/kg | 2.08 | 1.04 | 10 |
| Cl8-BZ#194 | 20.6 | | ug/kg | 2.08 | 1.04 | 10 |
| Cl8-BZ#205 | ND | | ug/kg | 2.08 | 1.04 | 10 |
| Cl9-BZ#206-Cal/RTW | 17.4 | | ug/kg | 2.08 | 1.04 | 10 |
| Cl10-BZ#209-Cal/RTW | 12.1 | | ug/kg | 2.08 | 1.04 | 10 |
| Monochlorobiphenyls | 5.10 | | ug/kg | 2.08 | 1.04 | 10 |
| Dichlorobiphenyls | 510 | | ug/kg | 2.08 | 1.04 | 10 |
| Trichlorobiphenyls | 4020 | | ug/kg | 2.08 | 1.04 | 10 |
| Tetrachlorobiphenyls | 5880 | | ug/kg | 2.08 | 1.04 | 10 |
| Pentachlorobiphenyls | 6170 | | ug/kg | 2.08 | 1.04 | 10 |
| Hexachlorobiphenyls | 2870 | | ug/kg | 2.08 | 1.04 | 10 |
| Heptachlorobiphenyls | 448 | | ug/kg | 2.08 | 1.04 | 10 |
| Octachlorobiphenyls | 79.1 | | ug/kg | 2.08 | 1.04 | 10 |
| Nonachlorobiphenyls | 26.4 | | ug/kg | 2.08 | 1.04 | 10 |
| Decachlorobiphenyl | 12.1 | | ug/kg | 2.08 | 1.04 | 10 |
| Total PCB | 20000 | | ug/kg | 2.08 | NA | 10 |

| Surrogate | % Recovery | Qualifier | Acceptance Criteria |
|---|---|---|---|
| Cl3-BZ#19-C13 (surr) | 68 | | 50-125 |
| Cl8-BZ#202-C13 (surr) | 76 | | 50-125 |

**Project Name:** NEW BEDFORD HARBOR-LTM
**Project Number:** 60597627

**Lab Number:** L2040097
**Report Date:** 11/25/20

# Method Blank Analysis
## Batch Quality Control

Analytical Method: 105,8270D-SIM/680(M)
Analytical Date: 10/06/20 12:30
Analyst: SV

Extraction Method: EPA 3570
Extraction Date: 09/30/20 16:39
Cleanup Method: EPA 3630
Cleanup Date: 10/02/20

| Parameter | Result | Qualifier | Units | RL | MDL |
|---|---|---|---|---|---|
| PCB Congeners/Homologs - Mansfield Lab for sample(s): 01-10 Batch: WG1416503-1 | | | | | |
| Cl1-BZ#1-Cal/RTW | ND | | ug/kg | 0.200 | 0.100 |
| Cl1-BZ#2 | ND | | ug/kg | 0.200 | 0.100 |
| Cl1-BZ#3 | ND | | ug/kg | 0.200 | 0.100 |
| Cl2-BZ#4/#10 | ND | | ug/kg | 0.400 | 0.200 |
| Cl2-BZ#9 | ND | | ug/kg | 0.200 | 0.100 |
| Cl2-BZ#7 | ND | | ug/kg | 0.200 | 0.100 |
| Cl2-BZ#6 | 0.374 | | ug/kg | 0.200 | 0.100 |
| Cl2-BZ#5 | ND | | ug/kg | 0.200 | 0.100 |
| Cl2-BZ#8 | 0.310 | | ug/kg | 0.200 | 0.100 |
| Cl3-BZ#19 | 0.140 | J | ug/kg | 0.200 | 0.100 |
| Cl2-BZ#14 | ND | | ug/kg | 0.200 | 0.100 |
| Cl3-BZ#30 | ND | | ug/kg | 0.200 | 0.100 |
| Cl3-BZ#18 | 0.818 | | ug/kg | 0.200 | 0.100 |
| Cl2-BZ#11 | ND | | ug/kg | 0.200 | 0.100 |
| Cl3-BZ#17 | 0.430 | | ug/kg | 0.200 | 0.100 |
| Cl2-BZ#12 | ND | | ug/kg | 0.200 | 0.100 |
| Cl3-BZ#27 | 0.363 | | ug/kg | 0.200 | 0.100 |
| Cl2-BZ#13 | ND | | ug/kg | 0.400 | 0.200 |
| Cl3-BZ#24 | ND | | ug/kg | 0.200 | 0.100 |
| Cl3-BZ#16 | ND | | ug/kg | 0.200 | 0.100 |
| Cl3-BZ#32 | 0.349 | | ug/kg | 0.200 | 0.100 |
| Cl2-BZ#15 | 0.136 | J | ug/kg | 0.200 | 0.100 |
| Cl3-BZ#34 | ND | | ug/kg | 0.200 | 0.100 |
| Cl3-BZ#23 | ND | | ug/kg | 0.200 | 0.100 |
| Cl4-BZ#54 | ND | | ug/kg | 0.200 | 0.100 |
| Cl3-BZ#29-Cal | ND | | ug/kg | 0.200 | 0.100 |
| Cl4-BZ#50-Cal | ND | | ug/kg | 0.200 | 0.100 |
| Cl3-BZ#26 | 0.942 | | ug/kg | 0.200 | 0.100 |
| Cl3-BZ#25 | 0.548 | | ug/kg | 0.200 | 0.100 |

**Project Name:** NEW BEDFORD HARBOR-LTM
**Project Number:** 60597627

**Lab Number:** L2040097
**Report Date:** 11/25/20

# Method Blank Analysis
## Batch Quality Control

Analytical Method: 105,8270D-SIM/680(M)
Analytical Date: 10/06/20 12:30
Analyst: SV

Extraction Method: EPA 3570
Extraction Date: 09/30/20 16:39
Cleanup Method: EPA 3630
Cleanup Date: 10/02/20

| Parameter | Result | Qualifier | Units | RL | MDL |
|---|---|---|---|---|---|
| PCB Congeners/Homologs - Mansfield Lab for sample(s): 01-10 Batch: WG1416503-1 | | | | | |
| Cl4-BZ#53 | 0.496 | | ug/kg | 0.200 | 0.100 |
| Cl3-BZ#-31 | 0.798 | | ug/kg | 0.200 | 0.100 |
| Cl3-BZ#28 | 0.655 | | ug/kg | 0.200 | 0.100 |
| Cl3-BZ#33 | ND | | ug/kg | 0.200 | 0.100 |
| Cl4-BZ#51 | 0.222 | | ug/kg | 0.200 | 0.100 |
| Cl3-BZ#21/#20 | ND | | ug/kg | 0.400 | 0.200 |
| Cl4-BZ#45 | ND | | ug/kg | 0.200 | 0.100 |
| Cl3-BZ#22 | ND | | ug/kg | 0.200 | 0.100 |
| Cl4-BZ#73/#46 | ND | | ug/kg | 0.400 | 0.200 |
| Cl4-BZ#69 | ND | | ug/kg | 0.200 | 0.100 |
| Cl4-BZ#43 | ND | | ug/kg | 0.200 | 0.100 |
| Cl3-BZ#36 | ND | | ug/kg | 0.200 | 0.100 |
| Cl4-BZ#52 | 1.19 | | ug/kg | 0.200 | 0.100 |
| Cl4-BZ#48 | ND | | ug/kg | 0.200 | 0.100 |
| Cl4-BZ#49 | 1.14 | | ug/kg | 0.200 | 0.100 |
| Cl5-BZ#104 | ND | | ug/kg | 0.200 | 0.100 |
| Cl4-BZ#47 | 0.332 | | ug/kg | 0.200 | 0.100 |
| Cl4-BZ#65/#75/#62 | ND | | ug/kg | 0.600 | 0.300 |
| Cl3-BZ#39 | ND | | ug/kg | 0.200 | 0.100 |
| Cl3-BZ#38 | ND | | ug/kg | 0.200 | 0.100 |
| Cl4-BZ#44 | 0.229 | | ug/kg | 0.200 | 0.100 |
| Cl4-BZ#59 | ND | | ug/kg | 0.200 | 0.100 |
| Cl4-BZ#42 | 0.116 | J | ug/kg | 0.200 | 0.100 |
| Cl4-BZ#71 | 0.162 | J | ug/kg | 0.200 | 0.100 |
| Cl3-BZ#35 | ND | | ug/kg | 0.200 | 0.100 |
| Cl4-BZ#41 | ND | | ug/kg | 0.200 | 0.100 |
| Cl4-BZ#72 | ND | | ug/kg | 0.200 | 0.100 |
| Cl5-BZ#96 | ND | | ug/kg | 0.200 | 0.100 |
| Cl5-BZ#103 | ND | | ug/kg | 0.200 | 0.100 |

**Project Name:** NEW BEDFORD HARBOR-LTM
**Project Number:** 60597627

**Lab Number:** L2040097
**Report Date:** 11/25/20

# Method Blank Analysis
## Batch Quality Control

Analytical Method: 105,8270D-SIM/680(M)
Analytical Date: 10/06/20 12:30
Analyst: SV

Extraction Method: EPA 3570
Extraction Date: 09/30/20 16:39
Cleanup Method: EPA 3630
Cleanup Date: 10/02/20

| Parameter | Result | Qualifier | Units | RL | MDL |
|---|---|---|---|---|---|
| PCB Congeners/Homologs - Mansfield Lab for sample(s): 01-10 Batch: WG1416503-1 | | | | | |
| Cl4-BZ#68/#64 | ND | | ug/kg | 0.400 | 0.200 |
| Cl4-BZ#40 | ND | | ug/kg | 0.200 | 0.100 |
| Cl3-BZ#37 | ND | | ug/kg | 0.200 | 0.100 |
| Cl5-BZ#100 | ND | | ug/kg | 0.200 | 0.100 |
| Cl5-BZ#94 | ND | | ug/kg | 0.200 | 0.100 |
| Cl4-BZ#57 | ND | | ug/kg | 0.200 | 0.100 |
| Cl4-BZ#67/#58 | ND | | ug/kg | 0.400 | 0.200 |
| Cl5-BZ#102 | ND | | ug/kg | 0.200 | 0.100 |
| Cl4-BZ#61 | ND | | ug/kg | 0.200 | 0.100 |
| Cl5-BZ#98 | ND | | ug/kg | 0.200 | 0.100 |
| Cl4-BZ#76 | ND | | ug/kg | 0.200 | 0.100 |
| Cl5-BZ#93 | ND | | ug/kg | 0.200 | 0.100 |
| Cl4-BZ#63 | ND | | ug/kg | 0.200 | 0.100 |
| Cl5-BZ#121/#95/#88 | ND | | ug/kg | 0.600 | 0.300 |
| Cl4-BZ#74 | ND | | ug/kg | 0.200 | 0.100 |
| Cl6-BZ#155 | ND | | ug/kg | 0.200 | 0.100 |
| Cl4-BZ#70 | ND | | ug/kg | 0.200 | 0.100 |
| Cl5-BZ#91 | ND | | ug/kg | 0.200 | 0.100 |
| Cl4-BZ#66 | ND | | ug/kg | 0.200 | 0.100 |
| Cl4-BZ#80 | ND | | ug/kg | 0.200 | 0.100 |
| Cl4-BZ#55 | ND | | ug/kg | 0.200 | 0.100 |
| Cl5-BZ#92 | ND | | ug/kg | 0.200 | 0.100 |
| Cl5-BZ#89/#84 | ND | | ug/kg | 0.400 | 0.200 |
| Cl5-BZ#101/#90 | ND | | ug/kg | 0.400 | 0.200 |
| Cl4-BZ#56 | ND | | ug/kg | 0.200 | 0.100 |
| Cl5-BZ#113 | ND | | ug/kg | 0.200 | 0.100 |
| Cl5-BZ#99 | ND | | ug/kg | 0.200 | 0.100 |
| Cl6-BZ#150 | ND | | ug/kg | 0.200 | 0.100 |
| Cl4-BZ#60 | ND | | ug/kg | 0.200 | 0.100 |

**Project Name:** NEW BEDFORD HARBOR-LTM
**Project Number:** 60597627
**Lab Number:** L2040097
**Report Date:** 11/25/20

# Method Blank Analysis
## Batch Quality Control

Analytical Method: 105,8270D-SIM/680(M)
Analytical Date: 10/06/20 12:30
Analyst: SV

Extraction Method: EPA 3570
Extraction Date: 09/30/20 16:39
Cleanup Method: EPA 3630
Cleanup Date: 10/02/20

| Parameter | Result | Qualifier | Units | RL | MDL |
|---|---|---|---|---|---|
| PCB Congeners/Homologs - Mansfield Lab for sample(s): 01-10 Batch: WG1416503-1 | | | | | |
| Cl6-BZ#152 | ND | | ug/kg | 0.200 | 0.100 |
| Cl5-BZ#119 | ND | | ug/kg | 0.200 | 0.100 |
| Cl5-BZ#83/#125/#112 | ND | | ug/kg | 0.600 | 0.300 |
| Cl5-BZ#86/#109 | ND | | ug/kg | 0.400 | 0.200 |
| Cl6-BZ#145 | ND | | ug/kg | 0.200 | 0.100 |
| Cl5-BZ#97 | ND | | ug/kg | 0.200 | 0.100 |
| Cl6-BZ#148 | ND | | ug/kg | 0.200 | 0.100 |
| Cl4-BZ#79 | ND | | ug/kg | 0.200 | 0.100 |
| Cl5-BZ#116 | ND | | ug/kg | 0.200 | 0.100 |
| Cl6-BZ#154-Cal | ND | | ug/kg | 0.200 | 0.100 |
| Cl4-BZ#78 | ND | | ug/kg | 0.200 | 0.100 |
| Cl5-BZ#87/#111 | ND | | ug/kg | 0.400 | 0.200 |
| Cl6-BZ#136 | ND | | ug/kg | 0.200 | 0.100 |
| Cl5-BZ#117 | ND | | ug/kg | 0.200 | 0.100 |
| Cl5-BZ#115 | ND | | ug/kg | 0.200 | 0.100 |
| Cl5-BZ#85 | ND | | ug/kg | 0.200 | 0.100 |
| Cl5-BZ#120 | ND | | ug/kg | 0.200 | 0.100 |
| Cl5-BZ#110 | ND | | ug/kg | 0.200 | 0.100 |
| Cl4-BZ#81 | ND | | ug/kg | 0.200 | 0.100 |
| Cl6-BZ#151 | ND | | ug/kg | 0.200 | 0.100 |
| Cl6-BZ#135 | ND | | ug/kg | 0.200 | 0.100 |
| Cl5-BZ#82 | ND | | ug/kg | 0.200 | 0.100 |
| Cl6-BZ#144 | ND | | ug/kg | 0.200 | 0.100 |
| Cl6-BZ#147/#149 | ND | | ug/kg | 0.400 | 0.200 |
| Cl4-BZ#77 | ND | | ug/kg | 0.200 | 0.100 |
| Cl6-BZ#143/#139 | ND | | ug/kg | 0.400 | 0.200 |
| Cl5-BZ#124 | ND | | ug/kg | 0.200 | 0.100 |
| Cl6-BZ#140 | ND | | ug/kg | 0.200 | 0.100 |
| Cl5-BZ#108 | ND | | ug/kg | 0.200 | 0.100 |

**Project Name:** NEW BEDFORD HARBOR-LTM
**Project Number:** 60597627

**Lab Number:** L2040097
**Report Date:** 11/25/20

# Method Blank Analysis
## Batch Quality Control

Analytical Method: 105,8270D-SIM/680(M)
Analytical Date: 10/06/20 12:30
Analyst: SV

Extraction Method: EPA 3570
Extraction Date: 09/30/20 16:39
Cleanup Method: EPA 3630
Cleanup Date: 10/02/20

| Parameter | Result | Qualifier | Units | RL | MDL |
|---|---|---|---|---|---|
| PCB Congeners/Homologs - Mansfield Lab for sample(s): 01-10 Batch: WG1416503-1 | | | | | |
| Cl5-BZ#107/#123 | ND | | ug/kg | 0.400 | 0.200 |
| Cl7-BZ#188-Cal/RTW | ND | | ug/kg | 0.200 | 0.100 |
| Cl6-BZ#134 | ND | | ug/kg | 0.200 | 0.100 |
| Cl5-BZ#106 | ND | | ug/kg | 0.200 | 0.100 |
| Cl6-BZ#133 | ND | | ug/kg | 0.200 | 0.100 |
| Cl6-BZ#142 | ND | | ug/kg | 0.200 | 0.100 |
| Cl5-BZ#118 | ND | | ug/kg | 0.200 | 0.100 |
| Cl6-BZ#131 | ND | | ug/kg | 0.200 | 0.100 |
| Cl7-BZ#184 | ND | | ug/kg | 0.200 | 0.100 |
| Cl6-BZ#165 | ND | | ug/kg | 0.200 | 0.100 |
| Cl6-BZ#146 | ND | | ug/kg | 0.200 | 0.100 |
| Cl6-BZ#161 | ND | | ug/kg | 0.200 | 0.100 |
| Cl5-BZ#122 | ND | | ug/kg | 0.200 | 0.100 |
| Cl6-BZ#168 | ND | | ug/kg | 0.200 | 0.100 |
| Cl5-BZ#114 | ND | | ug/kg | 0.200 | 0.100 |
| Cl6-BZ#153 | ND | | ug/kg | 0.200 | 0.100 |
| Cl6-BZ#132 | ND | | ug/kg | 0.200 | 0.100 |
| Cl7-BZ#179 | ND | | ug/kg | 0.200 | 0.100 |
| Cl6-BZ#141 | ND | | ug/kg | 0.200 | 0.100 |
| Cl7-BZ#176 | ND | | ug/kg | 0.200 | 0.100 |
| Cl5-BZ#105 | ND | | ug/kg | 0.200 | 0.100 |
| Cl6-BZ#137 | ND | | ug/kg | 0.200 | 0.100 |
| Cl5-BZ#127 | ND | | ug/kg | 0.200 | 0.100 |
| Cl7-BZ#186 | ND | | ug/kg | 0.200 | 0.100 |
| Cl6-BZ#130/#164 | ND | | ug/kg | 0.400 | 0.200 |
| Cl7-BZ#178 | ND | | ug/kg | 0.200 | 0.100 |
| Cl6-BZ#138 | ND | | ug/kg | 0.200 | 0.100 |
| Cl6-BZ#163/#160 | ND | | ug/kg | 0.400 | 0.200 |
| Cl6-BZ#129/#158 | ND | | ug/kg | 0.400 | 0.200 |

**Project Name:** NEW BEDFORD HARBOR-LTM
**Project Number:** 60597627

**Lab Number:** L2040097
**Report Date:** 11/25/20

# Method Blank Analysis
## Batch Quality Control

Analytical Method: 105,8270D-SIM/680(M)
Analytical Date: 10/06/20 12:30
Analyst: SV

Extraction Method: EPA 3570
Extraction Date: 09/30/20 16:39
Cleanup Method: EPA 3630
Cleanup Date: 10/02/20

| Parameter | Result | Qualifier | Units | RL | MDL |
|---|---|---|---|---|---|
| PCB Congeners/Homologs - Mansfield Lab for sample(s): 01-10 Batch: WG1416503-1 | | | | | |
| Cl7-BZ#182/#175 | ND | | ug/kg | 0.400 | 0.200 |
| Cl7-BZ#187 | ND | | ug/kg | 0.200 | 0.100 |
| Cl7-BZ#183 | ND | | ug/kg | 0.200 | 0.100 |
| Cl6-BZ#166 | ND | | ug/kg | 0.200 | 0.100 |
| Cl6-BZ#159 | ND | | ug/kg | 0.200 | 0.100 |
| Cl5-BZ#126 | ND | | ug/kg | 0.200 | 0.100 |
| Cl7-BZ#185 | ND | | ug/kg | 0.200 | 0.100 |
| Cl6-BZ#162 | ND | | ug/kg | 0.200 | 0.100 |
| Cl7-BZ#174 | ND | | ug/kg | 0.200 | 0.100 |
| Cl6-BZ#128 | ND | | ug/kg | 0.200 | 0.100 |
| Cl8-BZ#202 | ND | | ug/kg | 0.200 | 0.100 |
| Cl6-BZ#167 | ND | | ug/kg | 0.200 | 0.100 |
| Cl7-BZ#181 | ND | | ug/kg | 0.200 | 0.100 |
| Cl7-BZ#177 | ND | | ug/kg | 0.200 | 0.100 |
| Cl8-BZ#204/#200-CAL | ND | | ug/kg | 0.400 | 0.200 |
| Cl7-BZ#171 | ND | | ug/kg | 0.200 | 0.100 |
| Cl7-BZ#173 | ND | | ug/kg | 0.200 | 0.100 |
| Cl8-BZ#197 | ND | | ug/kg | 0.200 | 0.100 |
| Cl7-BZ#172 | ND | | ug/kg | 0.200 | 0.100 |
| Cl7-BZ#192 | ND | | ug/kg | 0.200 | 0.100 |
| Cl6-BZ#156 | ND | | ug/kg | 0.200 | 0.100 |
| Cl6-BZ#157 | ND | | ug/kg | 0.200 | 0.100 |
| Cl7-BZ#180 | ND | | ug/kg | 0.200 | 0.100 |
| Cl7-BZ#193 | ND | | ug/kg | 0.200 | 0.100 |
| Cl8-BZ#199 | ND | | ug/kg | 0.200 | 0.100 |
| Cl7-BZ#191 | ND | | ug/kg | 0.200 | 0.100 |
| Cl8-BZ#198 | ND | | ug/kg | 0.200 | 0.100 |
| Cl8-BZ#201 | ND | | ug/kg | 0.200 | 0.100 |
| Cl7-BZ#170 | ND | | ug/kg | 0.200 | 0.100 |

**Project Name:** NEW BEDFORD HARBOR-LTM
**Project Number:** 60597627

**Lab Number:** L2040097
**Report Date:** 11/25/20

# Method Blank Analysis
## Batch Quality Control

Analytical Method: 105,8270D-SIM/680(M)
Analytical Date: 10/06/20 12:30
Analyst: SV

Extraction Method: EPA 3570
Extraction Date: 09/30/20 16:39
Cleanup Method: EPA 3630
Cleanup Date: 10/02/20

| Parameter | Result | Qualifier | Units | RL | MDL |
|---|---|---|---|---|---|
| PCB Congeners/Homologs - Mansfield Lab for sample(s): 01-10 Batch: WG1416503-1 | | | | | |
| Cl7-BZ#190 | ND | | ug/kg | 0.200 | 0.100 |
| Cl8-BZ#196 | ND | | ug/kg | 0.200 | 0.100 |
| Cl8-BZ#203 | ND | | ug/kg | 0.200 | 0.100 |
| Cl6-BZ#169 | ND | | ug/kg | 0.200 | 0.100 |
| Cl9-BZ#208 | ND | | ug/kg | 0.200 | 0.100 |
| Cl9-BZ#207 | ND | | ug/kg | 0.200 | 0.100 |
| Cl7-BZ#189 | ND | | ug/kg | 0.200 | 0.100 |
| Cl8-BZ#195 | ND | | ug/kg | 0.200 | 0.100 |
| Cl8-BZ#194 | ND | | ug/kg | 0.200 | 0.100 |
| Cl8-BZ#205 | ND | | ug/kg | 0.200 | 0.100 |
| Cl9-BZ#206-Cal/RTW | ND | | ug/kg | 0.200 | 0.100 |
| Cl10-BZ#209-Cal/RTW | ND | | ug/kg | 0.200 | 0.100 |
| Monochlorobiphenyls | ND | | ug/kg | 0.200 | 0.100 |
| Dichlorobiphenyls | 0.820 | | ug/kg | 0.200 | 0.100 |
| Trichlorobiphenyls | 5.04 | | ug/kg | 0.200 | 0.100 |
| Tetrachlorobiphenyls | 3.89 | | ug/kg | 0.200 | 0.100 |
| Pentachlorobiphenyls | ND | | ug/kg | 0.200 | 0.100 |
| Hexachlorobiphenyls | ND | | ug/kg | 0.200 | 0.100 |
| Heptachlorobiphenyls | ND | | ug/kg | 0.200 | 0.100 |
| Octachlorobiphenyls | ND | | ug/kg | 0.200 | 0.100 |
| Nonachlorobiphenyls | ND | | ug/kg | 0.200 | 0.100 |
| Decachlorobiphenyl | ND | | ug/kg | 0.200 | 0.100 |
| Total PCB | 9.75 | | ug/kg | 0.200 | NA |

| Surrogate | %Recovery | Qualifier | Acceptance Criteria |
|---|---|---|---|
| Cl3-BZ#19-C13 (surr) | 68 | | 50-125 |
| Cl8-BZ#202-C13 (surr) | 72 | | 50-125 |

# Lab Control Sample Analysis
## Batch Quality Control

**Project Name:** NEW BEDFORD HARBOR-LTM
**Project Number:** 60597627

**Lab Number:** L2040097
**Report Date:** 11/25/20

| Parameter | LCS %Recovery | Qual | LCSD %Recovery | Qual | %Recovery Limits | RPD | Qual | RPD Limits |
|---|---|---|---|---|---|---|---|---|
| PCB Congeners/Homologs - Mansfield Lab Associated sample(s): 01-10 Batch: WG1416503-2 WG1416503-3 | | | | | | | | |
| Cl1-BZ#1 | 60 | | 64 | | 40-140 | 6 | | 30 |
| Cl1-BZ#2 | 62 | | 66 | | 40-140 | 6 | | 30 |
| Cl1-BZ#3 | 61 | | 66 | | 40-140 | 8 | | 30 |
| Cl2-BZ#4/#10 | 58 | | 63 | | 40-140 | 8 | | 30 |
| Cl2-BZ#9 | 62 | | 65 | | 40-140 | 5 | | 30 |
| Cl2-BZ#7 | 60 | | 66 | | 40-140 | 10 | | 30 |
| Cl2-BZ#6 | 64 | | 67 | | 40-140 | 5 | | 30 |
| Cl2-BZ#5 | 63 | | 66 | | 40-140 | 5 | | 30 |
| Cl2-BZ#8 | 62 | | 66 | | 40-140 | 6 | | 30 |
| Cl3-BZ#19 | 59 | | 64 | | 40-140 | 8 | | 30 |
| Cl2-BZ#14 | 63 | | 68 | | 40-140 | 8 | | 30 |
| Cl3-BZ#30 | 60 | | 65 | | 40-140 | 8 | | 30 |
| Cl3-BZ#18 | 63 | | 70 | | 40-140 | 11 | | 30 |
| Cl2-BZ#11 | 65 | | 70 | | 40-140 | 7 | | 30 |
| Cl3-BZ#17 | 63 | | 69 | | 40-140 | 9 | | 30 |
| Cl2-BZ#12 | 65 | | 70 | | 40-140 | 7 | | 30 |
| Cl3-BZ#27 | 61 | | 66 | | 40-140 | 8 | | 30 |
| Cl2-BZ#13 | 64 | | 70 | | 40-140 | 9 | | 30 |
| Cl3-BZ#24 | 60 | | 66 | | 40-140 | 10 | | 30 |
| Cl3-BZ#16 | 62 | | 67 | | 40-140 | 8 | | 30 |
| Cl3-BZ#32 | 62 | | 67 | | 40-140 | 8 | | 30 |
| Cl2-BZ#15 | 56 | | 61 | | 40-140 | 9 | | 30 |
| Cl3-BZ#34 | 61 | | 68 | | 40-140 | 11 | | 30 |

# Lab Control Sample Analysis
## Batch Quality Control

**Project Name:** NEW BEDFORD HARBOR-LTM
**Project Number:** 60597627

**Lab Number:** L2040097
**Report Date:** 11/25/20

PCB Congeners/Homologs - Mansfield Lab Associated sample(s): 01-10 Batch: WG1416503-2 WG1416503-3

| Parameter | LCS %Recovery | Qual | LCSD %Recovery | Qual | %Recovery Limits | RPD | Qual | RPD Limits |
|---|---|---|---|---|---|---|---|---|
| Cl3-BZ#23 | 63 | | 70 | | 40-140 | 11 | | 30 |
| Cl4-BZ#54 | 58 | | 63 | | 40-140 | 8 | | 30 |
| Cl3-BZ#29-Cal | 63 | | 69 | | 40-140 | 9 | | 30 |
| Cl4-BZ#50-Cal | 70 | | 70 | | 40-140 | 0 | | 30 |
| Cl3-BZ#26 | 65 | | 69 | | 40-140 | 6 | | 30 |
| Cl3-BZ#25 | 66 | | 69 | | 40-140 | 4 | | 30 |
| Cl4-BZ#53 | 65 | | 71 | | 40-140 | 9 | | 30 |
| Cl3-BZ#-31 | 65 | | 71 | | 40-140 | 9 | | 30 |
| Cl3-BZ#28 | 68 | | 74 | | 40-140 | 8 | | 30 |
| Cl3-BZ#33 | 57 | | 64 | | 40-140 | 12 | | 30 |
| Cl4-BZ#51 | 58 | | 64 | | 40-140 | 10 | | 30 |
| Cl3-BZ#21/#20 | 64 | | 68 | | 40-140 | 6 | | 30 |
| Cl4-BZ#45 | 64 | | 68 | | 40-140 | 6 | | 30 |
| Cl3-BZ#22 | 64 | | 70 | | 40-140 | 9 | | 30 |
| Cl4-BZ#73/#46 | 63 | | 68 | | 40-140 | 8 | | 30 |
| Cl4-BZ#69 | 66 | | 71 | | 40-140 | 7 | | 30 |
| Cl4-BZ#43 | 61 | | 67 | | 40-140 | 9 | | 30 |
| Cl3-BZ#36 | 64 | | 69 | | 40-140 | 8 | | 30 |
| Cl4-BZ#52 | 63 | | 69 | | 40-140 | 9 | | 30 |
| Cl4-BZ#48 | 64 | | 70 | | 40-140 | 9 | | 30 |
| Cl4-BZ#49 | 65 | | 72 | | 40-140 | 10 | | 30 |
| Cl5-BZ#104 | 62 | | 69 | | 40-140 | 11 | | 30 |
| Cl4-BZ#47 | 65 | | 72 | | 40-140 | 10 | | 30 |

# Lab Control Sample Analysis
## Batch Quality Control

**Project Name:** NEW BEDFORD HARBOR-LTM
**Project Number:** 60597627

**Lab Number:** L2040097
**Report Date:** 11/25/20

| Parameter | LCS %Recovery | Qual | LCSD %Recovery | Qual | %Recovery Limits | RPD | Qual | RPD Limits |
|---|---|---|---|---|---|---|---|---|
| PCB Congeners/Homologs - Mansfield Lab Associated sample(s): 01-10 Batch: WG1416503-2 WG1416503-3 | | | | | | | | |
| Cl4-BZ#65/#75/#62 | 65 | | 70 | | 40-140 | 7 | | 30 |
| Cl3-BZ#39 | 63 | | 76 | | 40-140 | 19 | | 30 |
| Cl3-BZ#38 | 68 | | 73 | | 40-140 | 7 | | 30 |
| Cl4-BZ#44 | 65 | | 71 | | 40-140 | 9 | | 30 |
| Cl4-BZ#59 | 69 | | 74 | | 40-140 | 7 | | 30 |
| Cl4-BZ#42 | 62 | | 68 | | 40-140 | 9 | | 30 |
| Cl4-BZ#71 | 68 | | 72 | | 40-140 | 6 | | 30 |
| Cl3-BZ#35 | 68 | | 72 | | 40-140 | 6 | | 30 |
| Cl4-BZ#41 | 65 | | 69 | | 40-140 | 6 | | 30 |
| Cl4-BZ#72 | 66 | | 72 | | 40-140 | 9 | | 30 |
| Cl5-BZ#96 | 60 | | 66 | | 40-140 | 10 | | 30 |
| Cl5-BZ#103 | 63 | | 70 | | 40-140 | 11 | | 30 |
| Cl4-BZ#68/#64 | 66 | | 73 | | 40-140 | 10 | | 30 |
| Cl4-BZ#40 | 62 | | 66 | | 40-140 | 6 | | 30 |
| Cl3-BZ#37 | 69 | | 74 | | 40-140 | 7 | | 30 |
| Cl5-BZ#100 | 62 | | 68 | | 40-140 | 9 | | 30 |
| Cl5-BZ#94 | 67 | | 71 | | 40-140 | 6 | | 30 |
| Cl4-BZ#57 | 67 | | 71 | | 40-140 | 6 | | 30 |
| Cl4-BZ#67/#58 | 66 | | 71 | | 40-140 | 7 | | 30 |
| Cl5-BZ#102 | 62 | | 67 | | 40-140 | 8 | | 30 |
| Cl4-BZ#61 | 67 | | 72 | | 40-140 | 7 | | 30 |
| Cl5-BZ#98 | 61 | | 67 | | 40-140 | 9 | | 30 |
| Cl4-BZ#76 | 62 | | 67 | | 40-140 | 8 | | 30 |

# Lab Control Sample Analysis
## Batch Quality Control

**Project Name:** NEW BEDFORD HARBOR-LTM
**Project Number:** 60597627

**Lab Number:** L2040097
**Report Date:** 11/25/20

| Parameter | LCS %Recovery | Qual | LCSD %Recovery | Qual | %Recovery Limits | RPD | Qual | RPD Limits |
|---|---|---|---|---|---|---|---|---|
| PCB Congeners/Homologs - Mansfield Lab Associated sample(s): 01-10 Batch: WG1416503-2 WG1416503-3 | | | | | | | | |
| Cl5-BZ#93 | 59 | | 66 | | 40-140 | 11 | | 30 |
| Cl4-BZ#63 | 64 | | 67 | | 40-140 | 5 | | 30 |
| Cl5-BZ#121/#95/#88 | 62 | | 68 | | 40-140 | 9 | | 30 |
| Cl4-BZ#74 | 68 | | 73 | | 40-140 | 7 | | 30 |
| Cl6-BZ#155 | 64 | | 70 | | 40-140 | 9 | | 30 |
| Cl4-BZ#70 | 67 | | 73 | | 40-140 | 9 | | 30 |
| Cl5-BZ#91 | 59 | | 65 | | 40-140 | 10 | | 30 |
| Cl4-BZ#66 | 66 | | 72 | | 40-140 | 9 | | 30 |
| Cl4-BZ#80 | 70 | | 75 | | 40-140 | 7 | | 30 |
| Cl4-BZ#55 | 64 | | 69 | | 40-140 | 8 | | 30 |
| Cl5-BZ#92 | 64 | | 70 | | 40-140 | 9 | | 30 |
| Cl5-BZ#89/#84 | 64 | | 68 | | 40-140 | 6 | | 30 |
| Cl5-BZ#101/#90 | 62 | | 71 | | 40-140 | 14 | | 30 |
| Cl4-BZ#56 | 64 | | 69 | | 40-140 | 8 | | 30 |
| Cl5-BZ#113 | 65 | | 71 | | 40-140 | 9 | | 30 |
| Cl5-BZ#99 | 66 | | 75 | | 40-140 | 13 | | 30 |
| Cl6-BZ#150 | 63 | | 69 | | 40-140 | 9 | | 30 |
| Cl4-BZ#60 | 66 | | 71 | | 40-140 | 7 | | 30 |
| Cl6-BZ#152 | 66 | | 70 | | 40-140 | 6 | | 30 |
| Cl5-BZ#119 | 67 | | 72 | | 40-140 | 7 | | 30 |
| Cl5-BZ#83/#125/#112 | 67 | | 73 | | 40-140 | 9 | | 30 |
| Cl5-BZ#86/#109 | 62 | | 66 | | 40-140 | 6 | | 30 |
| Cl6-BZ#145 | 62 | | 67 | | 40-140 | 8 | | 30 |

# Lab Control Sample Analysis
## Batch Quality Control

**Project Name:** NEW BEDFORD HARBOR-LTM
**Project Number:** 60597627

**Lab Number:** L2040097
**Report Date:** 11/25/20

| Parameter | LCS %Recovery | Qual | LCSD %Recovery | Qual | %Recovery Limits | RPD | Qual | RPD Limits |
|---|---|---|---|---|---|---|---|---|
| PCB Congeners/Homologs - Mansfield Lab Associated sample(s): 01-10 Batch: WG1416503-2 WG1416503-3 | | | | | | | | |
| Cl5-BZ#97 | 63 | | 68 | | 40-140 | 8 | | 30 |
| Cl6-BZ#148 | 68 | | 73 | | 40-140 | 7 | | 30 |
| Cl4-BZ#79 | 73 | | 77 | | 40-140 | 5 | | 30 |
| Cl5-BZ#116 | 71 | | 76 | | 40-140 | 7 | | 30 |
| Cl6-BZ#154-Cal | 68 | | 73 | | 40-140 | 7 | | 30 |
| Cl4-BZ#78 | 69 | | 74 | | 40-140 | 7 | | 30 |
| Cl5-BZ#87/#111 | 67 | | 71 | | 40-140 | 6 | | 30 |
| Cl6-BZ#136 | 62 | | 66 | | 40-140 | 6 | | 30 |
| Cl5-BZ#117 | 62 | | 72 | | 40-140 | 15 | | 30 |
| Cl5-BZ#115 | 68 | | 72 | | 40-140 | 6 | | 30 |
| Cl5-BZ#85 | 69 | | 74 | | 40-140 | 7 | | 30 |
| Cl5-BZ#120 | 68 | | 70 | | 40-140 | 3 | | 30 |
| Cl5-BZ#110 | 69 | | 75 | | 40-140 | 8 | | 30 |
| Cl4-BZ#81 | 72 | | 77 | | 40-140 | 7 | | 30 |
| Cl6-BZ#151 | 64 | | 73 | | 40-140 | 13 | | 30 |
| Cl6-BZ#135 | 63 | | 71 | | 40-140 | 12 | | 30 |
| Cl5-BZ#82 | 63 | | 70 | | 40-140 | 11 | | 30 |
| Cl6-BZ#144 | 65 | | 70 | | 40-140 | 7 | | 30 |
| Cl6-BZ#147/#149 | 65 | | 71 | | 40-140 | 9 | | 30 |
| Cl4-BZ#77 | 70 | | 76 | | 40-140 | 8 | | 30 |
| Cl6-BZ#143/#139 | 65 | | 70 | | 40-140 | 7 | | 30 |
| Cl5-BZ#124 | 64 | | 71 | | 40-140 | 10 | | 30 |
| Cl6-BZ#140 | 64 | | 69 | | 40-140 | 8 | | 30 |

# Lab Control Sample Analysis
## Batch Quality Control

**Project Name:** NEW BEDFORD HARBOR-LTM
**Project Number:** 60597627

**Lab Number:** L2040097
**Report Date:** 11/25/20

| Parameter | LCS %Recovery | Qual | LCSD %Recovery | Qual | %Recovery Limits | RPD | Qual | RPD Limits |
|---|---|---|---|---|---|---|---|---|
| PCB Congeners/Homologs - Mansfield Lab Associated sample(s): 01-10 Batch: WG1416503-2 WG1416503-3 | | | | | | | | |
| Cl5-BZ#108 | 70 | | 77 | | 40-140 | 10 | | 30 |
| Cl5-BZ#107/#123 | 66 | | 73 | | 40-140 | 10 | | 30 |
| Cl7-BZ#188-Cal/RTW | 64 | | 71 | | 40-140 | 10 | | 30 |
| Cl6-BZ#134 | 62 | | 66 | | 40-140 | 6 | | 30 |
| Cl5-BZ#106 | 65 | | 71 | | 40-140 | 9 | | 30 |
| Cl6-BZ#133 | 58 | | 67 | | 40-140 | 14 | | 30 |
| Cl6-BZ#142 | 76 | | 83 | | 40-140 | 9 | | 30 |
| Cl5-BZ#118 | 63 | | 71 | | 40-140 | 12 | | 30 |
| Cl6-BZ#131 | 64 | | 70 | | 40-140 | 9 | | 30 |
| Cl7-BZ#184 | 61 | | 68 | | 40-140 | 11 | | 30 |
| Cl6-BZ#165 | 63 | | 73 | | 40-140 | 15 | | 30 |
| Cl6-BZ#146 | 66 | | 74 | | 40-140 | 11 | | 30 |
| Cl6-BZ#161 | 65 | | 73 | | 40-140 | 12 | | 30 |
| Cl5-BZ#122 | 64 | | 72 | | 40-140 | 12 | | 30 |
| Cl6-BZ#168 | 70 | | 71 | | 40-140 | 1 | | 30 |
| Cl5-BZ#114 | 63 | | 70 | | 40-140 | 11 | | 30 |
| Cl6-BZ#153 | 59 | | 65 | | 40-140 | 10 | | 30 |
| Cl6-BZ#132 | 65 | | 70 | | 40-140 | 7 | | 30 |
| Cl7-BZ#179 | 64 | | 70 | | 40-140 | 9 | | 30 |
| Cl6-BZ#141 | 70 | | 72 | | 40-140 | 3 | | 30 |
| Cl7-BZ#176 | 65 | | 69 | | 40-140 | 6 | | 30 |
| Cl5-BZ#105 | 70 | | 77 | | 40-140 | 10 | | 30 |
| Cl6-BZ#137 | 72 | | 78 | | 40-140 | 8 | | 30 |

# Lab Control Sample Analysis
## Batch Quality Control

**Project Name:** NEW BEDFORD HARBOR-LTM
**Project Number:** 60597627

**Lab Number:** L2040097
**Report Date:** 11/25/20

| Parameter | LCS %Recovery | Qual | LCSD %Recovery | Qual | %Recovery Limits | RPD | Qual | RPD Limits |
|---|---|---|---|---|---|---|---|---|
| PCB Congeners/Homologs - Mansfield Lab Associated sample(s): 01-10 Batch: WG1416503-2 WG1416503-3 | | | | | | | | |
| Cl5-BZ#127 | 63 | | 70 | | 40-140 | 11 | | 30 |
| Cl7-BZ#186 | 58 | | 65 | | 40-140 | 11 | | 30 |
| Cl6-BZ#130/#164 | 68 | | 74 | | 40-140 | 8 | | 30 |
| Cl7-BZ#178 | 68 | | 76 | | 40-140 | 11 | | 30 |
| Cl6-BZ#138 | 69 | | 78 | | 40-140 | 12 | | 30 |
| Cl6-BZ#163/#160 | 68 | | 74 | | 40-140 | 8 | | 30 |
| Cl6-BZ#129/#158 | 66 | | 71 | | 40-140 | 7 | | 30 |
| Cl7-BZ#182/#175 | 65 | | 70 | | 40-140 | 7 | | 30 |
| Cl7-BZ#187 | 68 | | 75 | | 40-140 | 10 | | 30 |
| Cl7-BZ#183 | 70 | | 76 | | 40-140 | 8 | | 30 |
| Cl6-BZ#166 | 73 | | 79 | | 40-140 | 8 | | 30 |
| Cl6-BZ#159 | 69 | | 73 | | 40-140 | 6 | | 30 |
| Cl5-BZ#126 | 71 | | 76 | | 40-140 | 7 | | 30 |
| Cl7-BZ#185 | 68 | | 73 | | 40-140 | 7 | | 30 |
| Cl6-BZ#162 | 70 | | 77 | | 40-140 | 10 | | 30 |
| Cl7-BZ#174 | 65 | | 68 | | 40-140 | 5 | | 30 |
| Cl6-BZ#128 | 63 | | 69 | | 40-140 | 9 | | 30 |
| Cl8-BZ#202 | 62 | | 68 | | 40-140 | 9 | | 30 |
| Cl6-BZ#167 | 68 | | 74 | | 40-140 | 8 | | 30 |
| Cl7-BZ#181 | 66 | | 72 | | 40-140 | 9 | | 30 |
| Cl7-BZ#177 | 65 | | 72 | | 40-140 | 10 | | 30 |
| Cl8-BZ#204/#200-CAL | 64 | | 70 | | 40-140 | 9 | | 30 |
| Cl7-BZ#171 | 68 | | 74 | | 40-140 | 8 | | 30 |

# Lab Control Sample Analysis
## Batch Quality Control

**Project Name:** NEW BEDFORD HARBOR-LTM
**Project Number:** 60597627

**Lab Number:** L2040097
**Report Date:** 11/25/20

| Parameter | LCS %Recovery | Qual | LCSD %Recovery | Qual | %Recovery Limits | RPD | Qual | RPD Limits |
|---|---|---|---|---|---|---|---|---|
| PCB Congeners/Homologs - Mansfield Lab Associated sample(s): 01-10 Batch: WG1416503-2 WG1416503-3 | | | | | | | | |
| Cl7-BZ#173 | 64 | | 68 | | 40-140 | 6 | | 30 |
| Cl8-BZ#197 | 67 | | 72 | | 40-140 | 7 | | 30 |
| Cl7-BZ#172 | 71 | | 76 | | 40-140 | 7 | | 30 |
| Cl7-BZ#192 | 67 | | 72 | | 40-140 | 7 | | 30 |
| Cl6-BZ#156 | 70 | | 73 | | 40-140 | 4 | | 30 |
| Cl6-BZ#157 | 65 | | 70 | | 40-140 | 7 | | 30 |
| Cl7-BZ#180 | 59 | | 63 | | 40-140 | 7 | | 30 |
| Cl7-BZ#193 | 64 | | 68 | | 40-140 | 6 | | 30 |
| Cl8-BZ#199 | 65 | | 70 | | 40-140 | 7 | | 30 |
| Cl7-BZ#191 | 71 | | 74 | | 40-140 | 4 | | 30 |
| Cl8-BZ#198 | 67 | | 74 | | 40-140 | 10 | | 30 |
| Cl8-BZ#201 | 69 | | 76 | | 40-140 | 10 | | 30 |
| Cl7-BZ#170 | 73 | | 79 | | 40-140 | 8 | | 30 |
| Cl7-BZ#190 | 65 | | 71 | | 40-140 | 9 | | 30 |
| Cl8-BZ#196 | 69 | | 78 | | 40-140 | 12 | | 30 |
| Cl8-BZ#203 | 63 | | 69 | | 40-140 | 9 | | 30 |
| Cl6-BZ#169 | 78 | | 81 | | 40-140 | 4 | | 30 |
| Cl9-BZ#208 | 68 | | 74 | | 40-140 | 8 | | 30 |
| Cl9-BZ#207 | 69 | | 75 | | 40-140 | 8 | | 30 |
| Cl7-BZ#189 | 76 | | 82 | | 40-140 | 8 | | 30 |
| Cl8-BZ#195 | 67 | | 74 | | 40-140 | 10 | | 30 |
| Cl8-BZ#194 | 75 | | 81 | | 40-140 | 8 | | 30 |
| Cl8-BZ#205 | 75 | | 82 | | 40-140 | 9 | | 30 |

# Lab Control Sample Analysis

## Batch Quality Control

**Project Name:** NEW BEDFORD HARBOR-LTM

**Project Number:** 60597627

**Lab Number:** L2040097

**Report Date:** 11/25/20

| Parameter | LCS %Recovery | Qual | LCSD %Recovery | Qual | %Recovery Limits | RPD | Qual | RPD Limits |
|---|---|---|---|---|---|---|---|---|
| PCB Congeners/Homologs - Mansfield Lab Associated sample(s): 01-10 Batch: WG1416503-2 WG1416503-3 | | | | | | | | |
| Cl9-BZ#206-Cal/RTW | 73 | | 77 | | 40-140 | 5 | | 30 |
| Cl10-BZ#209-Cal/RTW | 70 | | 72 | | 40-140 | 3 | | 30 |

| Surrogate | LCS %Recovery | Qual | LCSD %Recovery | Qual | Acceptance Criteria |
|---|---|---|---|---|---|
| Cl3-BZ#19-C13 (surr) | 61 | | 64 | | 50-125 |
| Cl8-BZ#202-C13 (surr) | 67 | | 68 | | 50-125 |

**Project Name:** NEW BEDFORD HARBOR-LTM **Lab Number:** L2040097

**Project Number:** 60597627 **Report Date:** 11/25/20

## S.R.M. Standard Quality Control

Standard Reference Material (SRM): WG1416503-4

| Parameter | % Recovery | Qual | QC Criteria |
|---|---|---|---|
| Cl2-BZ#8 | 82 | | 40-140 |
| Cl3-BZ#18 | 89 | | 40-140 |
| Cl3-BZ#-31 | 84 | | 40-140 |
| Cl3-BZ#28 | 86 | | 40-140 |
| Cl4-BZ#52 | 75 | | 40-140 |
| Cl4-BZ#49 | 85 | | 40-140 |
| Cl4-BZ#44 | 83 | | 40-140 |
| Cl5-BZ#121/#95/#88 | 51 | | 40-140 |
| Cl4-BZ#66 | 73 | | 40-140 |
| Cl5-BZ#101/#90 | 78 | | 40-140 |
| Cl5-BZ#99 | 64 | | 40-140 |
| Cl5-BZ#87/#111 | 63 | | 40-140 |
| Cl5-BZ#110 | 84 | | 40-140 |
| Cl6-BZ#151 | 76 | | 40-140 |
| Cl6-BZ#147/#149 | 88 | | 40-140 |
| Cl5-BZ#118 | 76 | | 40-140 |
| Cl6-BZ#153 | 67 | | 40-140 |
| Cl5-BZ#105 | 80 | | 40-140 |
| Cl6-BZ#138 | 62 | | 40-140 |
| Cl7-BZ#187 | 83 | | 40-140 |
| Cl7-BZ#183 | 89 | | 40-140 |
| Cl6-BZ#128 | 115 | | 40-140 |
| Cl6-BZ#156 | 107 | | 40-140 |
| Cl7-BZ#180 | 67 | | 40-140 |
| Cl7-BZ#170 | 72 | | 40-140 |
| Cl8-BZ#195 | 102 | | 40-140 |
| Cl8-BZ#194 | 94 | | 40-140 |
| Cl9-BZ#206 | 80 | | 40-140 |
| Cl10-BZ#209 | 93 | | 40-140 |
| Cl3-BZ#19-C13 (Surrogate) | 77 | | 50-125 |
| Cl8-BZ#202-C13 (Surrogate) | 78 | | 50-125 |

# INORGANICS
# &
# MISCELLANEOUS

**Project Name:** NEW BEDFORD HARBOR-LTM
**Project Number:** 60597627

**Lab Number:** L2040097
**Report Date:** 11/25/20

## SAMPLE RESULTS

Lab ID: L2040097-01
Client ID: S-123-20FSP20-01
Sample Location: NEW BEDFORD, MA

Date Collected: 09/22/20 08:51
Date Received: 09/23/20
Field Prep: Not Specified

Sample Depth:
Matrix: Sediment

| Parameter | Result | Qualifier | Units | RL | MDL | Dilution Factor | Date Prepared | Date Analyzed | Analytical Method | Analyst |
|---|---|---|---|---|---|---|---|---|---|---|
| **Total Organic Carbon - Mansfield Lab** | | | | | | | | | | |
| Total Organic Carbon (Rep1) | 3.42 | | % | 0.010 | 0.010 | 1 | - | 10/12/20 15:47 | 1,9060A | SP |
| Total Organic Carbon (Rep2) | 3.27 | | % | 0.010 | 0.010 | 1 | - | 10/12/20 15:47 | 1,9060A | SP |
| Total Organic Carbon (Average) | 3.35 | | % | 0.010 | 0.010 | 1 | - | 10/12/20 15:47 | 1,9060A | SP |
| **General Chemistry - Mansfield Lab** | | | | | | | | | | |
| Solids, Total | 94.5 | | % | 0.100 | 0.100 | 1 | - | 09/30/20 11:31 | 121,2540G | JW |

**Project Name:** NEW BEDFORD HARBOR-LTM
**Project Number:** 60597627

**Lab Number:** L2040097
**Report Date:** 11/25/20

## SAMPLE RESULTS

Lab ID: L2040097-02
Client ID: S-123-20FSP20-01-REP
Sample Location: NEW BEDFORD, MA

Date Collected: 09/22/20 09:04
Date Received: 09/23/20
Field Prep: Not Specified

Sample Depth:
Matrix: Sediment

| Parameter | Result | Qualifier | Units | RL | MDL | Dilution Factor | Date Prepared | Date Analyzed | Analytical Method | Analyst |
|---|---|---|---|---|---|---|---|---|---|---|
| **Total Organic Carbon - Mansfield Lab** | | | | | | | | | | |
| Total Organic Carbon (Rep1) | 3.53 | | % | 0.010 | 0.010 | 1 | - | 10/12/20 15:47 | 1,9060A | SP |
| Total Organic Carbon (Rep2) | 3.05 | | % | 0.010 | 0.010 | 1 | - | 10/12/20 15:47 | 1,9060A | SP |
| Total Organic Carbon (Average) | 3.29 | | % | 0.010 | 0.010 | 1 | - | 10/12/20 15:47 | 1,9060A | SP |
| **General Chemistry - Mansfield Lab** | | | | | | | | | | |
| Solids, Total | 94.4 | | % | 0.100 | 0.100 | 1 | - | 09/30/20 11:31 | 121,2540G | JW |

**Project Name:** NEW BEDFORD HARBOR-LTM
**Project Number:** 60597627

**Lab Number:** L2040097
**Report Date:** 11/25/20

## SAMPLE RESULTS

Lab ID: L2040097-03
Client ID: S-125-20FSP20-01
Sample Location: NEW BEDFORD, MA

Date Collected: 09/22/20 09:01
Date Received: 09/23/20
Field Prep: Not Specified

Sample Depth:
Matrix: Sediment

| Parameter | Result | Qualifier | Units | RL | MDL | Dilution Factor | Date Prepared | Date Analyzed | Analytical Method | Analyst |
|---|---|---|---|---|---|---|---|---|---|---|
| **Total Organic Carbon - Mansfield Lab** | | | | | | | | | | |
| Total Organic Carbon (Rep1) | 6.26 | | % | 0.010 | 0.010 | 1 | - | 10/12/20 15:47 | 1,9060A | SP |
| Total Organic Carbon (Rep2) | 6.24 | | % | 0.010 | 0.010 | 1 | - | 10/12/20 15:47 | 1,9060A | SP |
| Total Organic Carbon (Average) | 6.25 | | % | 0.010 | 0.010 | 1 | - | 10/12/20 15:47 | 1,9060A | SP |
| **General Chemistry - Mansfield Lab** | | | | | | | | | | |
| Solids, Total | 93.3 | | % | 0.100 | 0.100 | 1 | - | 09/30/20 11:31 | 121,2540G | JW |

**Project Name:** NEW BEDFORD HARBOR-LTM
**Project Number:** 60597627

**Lab Number:** L2040097
**Report Date:** 11/25/20

## SAMPLE RESULTS

Lab ID: L2040097-04
Client ID: S-126-20FSP20-01
Sample Location: NEW BEDFORD, MA

Date Collected: 09/22/20 11:09
Date Received: 09/23/20
Field Prep: Not Specified

Sample Depth:
Matrix: Sediment

| Parameter | Result | Qualifier | Units | RL | MDL | Dilution Factor | Date Prepared | Date Analyzed | Analytical Method | Analyst |
|---|---|---|---|---|---|---|---|---|---|---|
| **Total Organic Carbon - Mansfield Lab** | | | | | | | | | | |
| Total Organic Carbon (Rep1) | 1.06 | | % | 0.010 | 0.010 | 1 | - | 10/12/20 15:47 | 1,9060A | SP |
| Total Organic Carbon (Rep2) | 1.26 | | % | 0.010 | 0.010 | 1 | - | 10/12/20 15:47 | 1,9060A | SP |
| Total Organic Carbon (Average) | 1.16 | | % | 0.010 | 0.010 | 1 | - | 10/12/20 15:47 | 1,9060A | SP |
| **General Chemistry - Mansfield Lab** | | | | | | | | | | |
| Solids, Total | 99.1 | | % | 0.100 | 0.100 | 1 | - | 09/30/20 11:31 | 121,2540G | JW |

**Project Name:** NEW BEDFORD HARBOR-LTM
**Project Number:** 60597627

**Lab Number:** L2040097
**Report Date:** 11/25/20

## SAMPLE RESULTS

Lab ID: L2040097-05
Client ID: S-128-20FSP20-01
Sample Location: NEW BEDFORD, MA

Date Collected: 09/22/20 11:02
Date Received: 09/23/20
Field Prep: Not Specified

Sample Depth:
Matrix: Sediment

| Parameter | Result | Qualifier | Units | RL | MDL | Dilution Factor | Date Prepared | Date Analyzed | Analytical Method | Analyst |
|---|---|---|---|---|---|---|---|---|---|---|
| **Total Organic Carbon - Mansfield Lab** | | | | | | | | | | |
| Total Organic Carbon (Rep1) | 6.24 | | % | 0.010 | 0.010 | 1 | - | 10/12/20 15:47 | 1,9060A | SP |
| Total Organic Carbon (Rep2) | 6.41 | | % | 0.010 | 0.010 | 1 | - | 10/12/20 15:47 | 1,9060A | SP |
| Total Organic Carbon (Average) | 6.32 | | % | 0.010 | 0.010 | 1 | - | 10/12/20 15:47 | 1,9060A | SP |
| **General Chemistry - Mansfield Lab** | | | | | | | | | | |
| Solids, Total | 94.9 | | % | 0.100 | 0.100 | 1 | - | 09/30/20 11:31 | 121,2540G | JW |

**Project Name:** NEW BEDFORD HARBOR-LTM
**Project Number:** 60597627

**Lab Number:** L2040097
**Report Date:** 11/25/20

## SAMPLE RESULTS

Lab ID: L2040097-06
Client ID: S-131-20FSP20-01
Sample Location: NEW BEDFORD, MA

Date Collected: 09/22/20 12:18
Date Received: 09/23/20
Field Prep: Not Specified

Sample Depth:
Matrix: Sediment

| Parameter | Result | Qualifier | Units | RL | MDL | Dilution Factor | Date Prepared | Date Analyzed | Analytical Method | Analyst |
|---|---|---|---|---|---|---|---|---|---|---|
| **Total Organic Carbon - Mansfield Lab** | | | | | | | | | | |
| Total Organic Carbon (Rep1) | 3.84 | | % | 0.010 | 0.010 | 1 | - | 10/12/20 15:47 | 1,9060A | SP |
| Total Organic Carbon (Rep2) | 3.68 | | % | 0.010 | 0.010 | 1 | - | 10/12/20 15:47 | 1,9060A | SP |
| Total Organic Carbon (Average) | 3.76 | | % | 0.010 | 0.010 | 1 | - | 10/12/20 15:47 | 1,9060A | SP |
| **General Chemistry - Mansfield Lab** | | | | | | | | | | |
| Solids, Total | 95.7 | | % | 0.100 | 0.100 | 1 | - | 09/30/20 11:31 | 121,2540G | JW |

**Project Name:** NEW BEDFORD HARBOR-LTM
**Project Number:** 60597627

**Lab Number:** L2040097
**Report Date:** 11/25/20

## SAMPLE RESULTS

Lab ID: L2040097-07
Client ID: S-134-20FSP20-01
Sample Location: NEW BEDFORD, MA

Date Collected: 09/22/20 13:16
Date Received: 09/23/20
Field Prep: Not Specified

Sample Depth:
Matrix: Sediment

| Parameter | Result | Qualifier | Units | RL | MDL | Dilution Factor | Date Prepared | Date Analyzed | Analytical Method | Analyst |
|---|---|---|---|---|---|---|---|---|---|---|
| **Total Organic Carbon - Mansfield Lab** | | | | | | | | | | |
| Total Organic Carbon (Rep1) | 4.23 | | % | 0.010 | 0.010 | 1 | - | 10/12/20 15:47 | 1,9060A | SP |
| Total Organic Carbon (Rep2) | 4.28 | | % | 0.010 | 0.010 | 1 | - | 10/12/20 15:47 | 1,9060A | SP |
| Total Organic Carbon (Average) | 4.26 | | % | 0.010 | 0.010 | 1 | - | 10/12/20 15:47 | 1,9060A | SP |
| **General Chemistry - Mansfield Lab** | | | | | | | | | | |
| Solids, Total | 95.0 | | % | 0.100 | 0.100 | 1 | - | 09/30/20 11:31 | 121,2540G | JW |

**Project Name:** NEW BEDFORD HARBOR-LTM
**Project Number:** 60597627

**Lab Number:** L2040097
**Report Date:** 11/25/20

## SAMPLE RESULTS

Lab ID: L2040097-08
Client ID: S-135-20FSP20-01
Sample Location: NEW BEDFORD, MA

Date Collected: 09/22/20 13:42
Date Received: 09/23/20
Field Prep: Not Specified

Sample Depth:
Matrix: Sediment

| Parameter | Result | Qualifier | Units | RL | MDL | Dilution Factor | Date Prepared | Date Analyzed | Analytical Method | Analyst |
|---|---|---|---|---|---|---|---|---|---|---|
| **Total Organic Carbon - Mansfield Lab** | | | | | | | | | | |
| Total Organic Carbon (Rep1) | 0.617 | | % | 0.010 | 0.010 | 1 | - | 10/12/20 15:47 | 1,9060A | SP |
| Total Organic Carbon (Rep2) | 0.558 | | % | 0.010 | 0.010 | 1 | - | 10/12/20 15:47 | 1,9060A | SP |
| Total Organic Carbon (Average) | 0.588 | | % | 0.010 | 0.010 | 1 | - | 10/12/20 15:47 | 1,9060A | SP |
| **General Chemistry - Mansfield Lab** | | | | | | | | | | |
| Solids, Total | 99.5 | | % | 0.100 | 0.100 | 1 | - | 09/30/20 11:31 | 121,2540G | JW |

**Project Name:** NEW BEDFORD HARBOR-LTM
**Project Number:** 60597627

**Lab Number:** L2040097
**Report Date:** 11/25/20

## SAMPLE RESULTS

Lab ID: L2040097-09
Client ID: S-138-20FSP20-01
Sample Location: NEW BEDFORD, MA

Date Collected: 09/22/20 14:27
Date Received: 09/23/20
Field Prep: Not Specified

Sample Depth:
Matrix: Sediment

| Parameter | Result | Qualifier | Units | RL | MDL | Dilution Factor | Date Prepared | Date Analyzed | Analytical Method | Analyst |
|---|---|---|---|---|---|---|---|---|---|---|
| **Total Organic Carbon - Mansfield Lab** | | | | | | | | | | |
| Total Organic Carbon (Rep1) | 3.73 | | % | 0.010 | 0.010 | 1 | - | 10/12/20 15:47 | 1,9060A | SP |
| Total Organic Carbon (Rep2) | 3.54 | | % | 0.010 | 0.010 | 1 | - | 10/12/20 15:47 | 1,9060A | SP |
| Total Organic Carbon (Average) | 3.64 | | % | 0.010 | 0.010 | 1 | - | 10/12/20 15:47 | 1,9060A | SP |
| **General Chemistry - Mansfield Lab** | | | | | | | | | | |
| Solids, Total | 94.4 | | % | 0.100 | 0.100 | 1 | - | 09/30/20 11:31 | 121,2540G | JW |

**Project Name:** NEW BEDFORD HARBOR-LTM
**Project Number:** 60597627

**Lab Number:** L2040097
**Report Date:** 11/25/20

## SAMPLE RESULTS

Lab ID: L2040097-10
Client ID: S-140-20FSP20-01
Sample Location: NEW BEDFORD, MA

Date Collected: 09/22/20 15:06
Date Received: 09/23/20
Field Prep: Not Specified

Sample Depth:
Matrix: Sediment

| Parameter | Result | Qualifier | Units | RL | MDL | Dilution Factor | Date Prepared | Date Analyzed | Analytical Method | Analyst |
|---|---|---|---|---|---|---|---|---|---|---|
| **Total Organic Carbon - Mansfield Lab** | | | | | | | | | | |
| Total Organic Carbon (Rep1) | 7.15 | | % | 0.010 | 0.010 | 1 | - | 10/12/20 15:47 | 1,9060A | SP |
| Total Organic Carbon (Rep2) | 6.19 | | % | 0.010 | 0.010 | 1 | - | 10/12/20 15:47 | 1,9060A | SP |
| Total Organic Carbon (Average) | 6.67 | | % | 0.010 | 0.010 | 1 | - | 10/12/20 15:47 | 1,9060A | SP |
| **General Chemistry - Mansfield Lab** | | | | | | | | | | |
| Solids, Total | 95.2 | | % | 0.100 | 0.100 | 1 | - | 09/30/20 11:31 | 121,2540G | JW |

**Project Name:** NEW BEDFORD HARBOR-LTM **Lab Number:** L2040097

**Project Number:** 60597627 **Report Date:** 11/25/20

# Method Blank Analysis
## Batch Quality Control

| Parameter | Result | Qualifier | Units | RL | MDL | Dilution Factor | Date Prepared | Date Analyzed | Analytical Method | Analyst |
|---|---|---|---|---|---|---|---|---|---|---|
| Total Organic Carbon - Mansfield Lab for sample(s): 01-10 Batch: WG1419313-1 | | | | | | | | | | |
| Total Organic Carbon (Rep1) | ND | | % | 0.010 | 0.010 | 1 | - | 10/12/20 15:47 | 1,9060A | SP |
| Total Organic Carbon (Rep2) | ND | | % | 0.010 | 0.010 | 1 | - | 10/12/20 15:47 | 1,9060A | SP |
| Total Organic Carbon (Average) | ND | | % | 0.010 | 0.010 | 1 | - | 10/12/20 15:47 | 1,9060A | SP |

# Lab Control Sample Analysis

## Batch Quality Control

**Project Name:** NEW BEDFORD HARBOR-LTM

**Project Number:** 60597627

**Lab Number:** L2040097

**Report Date:** 11/25/20

| Parameter | LCS %Recovery | Qual | LCSD %Recovery | Qual | %Recovery Limits | RPD | Qual | RPD Limits |
|---|---|---|---|---|---|---|---|---|
| Total Organic Carbon - Mansfield Lab Associated sample(s): 01-10 Batch: WG1419313-2 | | | | | | | | |
| Total Organic Carbon (Rep1) | 103 | | - | | 75-125 | - | | 25 |
| Total Organic Carbon (Rep2) | 96 | | - | | 75-125 | - | | 25 |
| Total Organic Carbon (Average) | 99 | | - | | 75-125 | - | | 25 |

# Matrix Spike Analysis
## Batch Quality Control

**Project Name:** NEW BEDFORD HARBOR-LTM
**Project Number:** 60597627

**Lab Number:** L2040097
**Report Date:** 11/25/20

| Parameter | Native Sample | MS Added | MS Found | MS %Recovery | Qual | MSD Found | MSD %Recovery | Qual | Recovery Limits | RPD | Qual | RPD Limits |
|---|---|---|---|---|---|---|---|---|---|---|---|---|
| Total Organic Carbon - Mansfield Lab Associated sample(s): 01-10 QC Batch ID: WG1419313-4 WG1419313-5 QC Sample: L2040097-01 Client ID: S-123-20FSP20-01 | | | | | | | | | | | | |
| Total Organic Carbon (Rep1) | 3.42 | 1.3 | 4.46 | 80 | | 4.97 | **137** | Q | 75-125 | 11 | | 25 |
| Total Organic Carbon (Rep2) | 3.27 | 1.01 | 4.63 | **134** | Q | 4.68 | 120 | | 75-125 | 1 | | 25 |

# Lab Duplicate Analysis

***Batch Quality Control***

**Project Name:** NEW BEDFORD HARBOR-LTM

**Project Number:** 60597627

***Lab Number:*** L2040097

***Report Date:*** 11/25/20

| Parameter | Native Sample | Duplicate Sample | Units | RPD | Qual | RPD Limits |
|---|---|---|---|---|---|---|
| Total Organic Carbon - Mansfield Lab Associated sample(s): 01-10 QC Batch ID: WG1419313-3 QC Sample: L2040097-01 Client ID: S-123-20FSP20-01 | | | | | | |
| Total Organic Carbon (Rep1) | 3.42 | 3.38 | % | 1 | | 25 |
| Total Organic Carbon (Rep2) | 3.27 | 3.65 | % | 11 | | 25 |
| Total Organic Carbon (Average) | 3.35 | 3.51 | % | 5 | | 25 |

**Project Name:** NEW BEDFORD HARBOR-LTM
**Project Number:** 60597627

**Lab Number:** L2040097
**Report Date:** 11/25/20

## Sample Receipt and Container Information

Were project specific reporting limits specified? YES

### Cooler Information

| Cooler | Custody Seal |
|---|---|
| A | Absent |

### Container Information

| Container ID | Container Type | Cooler | Initial pH | Final pH | Temp deg C | Pres | Seal | Frozen Date/Time | Analysis(*) |
|---|---|---|---|---|---|---|---|---|---|
| L2040097-01A | Glass 120ml/4oz unpreserved | A | NA | | 4.3 | Y | Absent | | A2-AIRDRY(),A2-TOC-9060-2REPS(28) |
| L2040097-01X | Glass 250ml/8oz unpreserved | A | NA | | 4.3 | Y | Absent | | A2-TS(7),A2-PCB209-C/H-8270(14) |
| L2040097-02A | Glass 120ml/4oz unpreserved | A | NA | | 4.3 | Y | Absent | | A2-AIRDRY(),A2-TOC-9060-2REPS(28) |
| L2040097-02X | Glass 250ml/8oz unpreserved | A | NA | | 4.3 | Y | Absent | | A2-TS(7),A2-PCB209-C/H-8270(14) |
| L2040097-03A | Glass 120ml/4oz unpreserved | A | NA | | 4.3 | Y | Absent | | A2-AIRDRY(),A2-TOC-9060-2REPS(28) |
| L2040097-03X | Glass 250ml/8oz unpreserved | A | NA | | 4.3 | Y | Absent | | A2-TS(7),A2-PCB209-C/H-8270(14) |
| L2040097-04A | Glass 120ml/4oz unpreserved | A | NA | | 4.3 | Y | Absent | | A2-AIRDRY(),A2-TOC-9060-2REPS(28) |
| L2040097-04X | Glass 250ml/8oz unpreserved | A | NA | | 4.3 | Y | Absent | | A2-TS(7),A2-PCB209-C/H-8270(14) |
| L2040097-05A | Glass 120ml/4oz unpreserved | A | NA | | 4.3 | Y | Absent | | A2-AIRDRY(),A2-TOC-9060-2REPS(28) |
| L2040097-05X | Glass 250ml/8oz unpreserved | A | NA | | 4.3 | Y | Absent | | A2-TS(7),A2-PCB209-C/H-8270(14) |
| L2040097-06A | Glass 120ml/4oz unpreserved | A | NA | | 4.3 | Y | Absent | | A2-AIRDRY(),A2-TOC-9060-2REPS(28) |
| L2040097-06X | Glass 250ml/8oz unpreserved | A | NA | | 4.3 | Y | Absent | | A2-TS(7),A2-PCB209-C/H-8270(14) |
| L2040097-07A | Glass 120ml/4oz unpreserved | A | NA | | 4.3 | Y | Absent | | A2-AIRDRY(),A2-TOC-9060-2REPS(28) |
| L2040097-07X | Glass 250ml/8oz unpreserved | A | NA | | 4.3 | Y | Absent | | A2-TS(7),A2-PCB209-C/H-8270(14) |
| L2040097-08A | Glass 120ml/4oz unpreserved | A | NA | | 4.3 | Y | Absent | | A2-AIRDRY(),A2-TOC-9060-2REPS(28) |
| L2040097-08X | Glass 250ml/8oz unpreserved | A | NA | | 4.3 | Y | Absent | | A2-TS(7),A2-PCB209-C/H-8270(14) |
| L2040097-09A | Glass 120ml/4oz unpreserved | A | NA | | 4.3 | Y | Absent | | A2-AIRDRY(),A2-TOC-9060-2REPS(28) |
| L2040097-09X | Glass 250ml/8oz unpreserved | A | NA | | 4.3 | Y | Absent | | A2-TS(7),A2-PCB209-C/H-8270(14) |
| L2040097-10A | Glass 120ml/4oz unpreserved | A | NA | | 4.3 | Y | Absent | | A2-AIRDRY(),A2-TOC-9060-2REPS(28) |
| L2040097-10X | Glass 250ml/8oz unpreserved | A | NA | | 4.3 | Y | Absent | | A2-TS(7),A2-PCB209-C/H-8270(14) |

*Values in parentheses indicate holding time in days

| | | | |
|---|---|---|---|
| **Project Name:** | NEW BEDFORD HARBOR-LTM | **Lab Number:** | L2040097 |
| **Project Number:** | 60597627 | **Report Date:** | 11/25/20 |

## GLOSSARY

***Acronyms***

| | |
|---|---|
| DL | - Detection Limit: This value represents the level to which target analyte concentrations are reported as estimated values, when those target analyte concentrations are quantified below the limit of quantitation (LOQ). The DL includes any adjustments from dilutions, concentrations or moisture content, where applicable. (DoD report formats only.) |
| EDL | - Estimated Detection Limit: This value represents the level to which target analyte concentrations are reported as estimated values, when those target analyte concentrations are quantified below the reporting limit (RL). The EDL includes any adjustments from dilutions, concentrations or moisture content, where applicable. The use of EDLs is specific to the analysis of PAHs using Solid-Phase Microextraction (SPME). |
| EMPC | - Estimated Maximum Possible Concentration: The concentration that results from the signal present at the retention time of an analyte when the ions meet all of the identification criteria except the ion abundance ratio criteria. An EMPC is a worst-case estimate of the concentration. |
| EPA | - Environmental Protection Agency. |
| LCS | - Laboratory Control Sample: A sample matrix, free from the analytes of interest, spiked with verified known amounts of analytes or a material containing known and verified amounts of analytes. |
| LCSD | - Laboratory Control Sample Duplicate: Refer to LCS. |
| LFB | - Laboratory Fortified Blank: A sample matrix, free from the analytes of interest, spiked with verified known amounts of analytes or a material containing known and verified amounts of analytes. |
| LOD | - Limit of Detection: This value represents the level to which a target analyte can reliably be detected for a specific analyte in a specific matrix by a specific method. The LOD includes any adjustments from dilutions, concentrations or moisture content, where applicable. (DoD report formats only.) |
| LOQ | - Limit of Quantitation: The value at which an instrument can accurately measure an analyte at a specific concentration. The LOQ includes any adjustments from dilutions, concentrations or moisture content, where applicable. (DoD report formats only.)<br><br>Limit of Quantitation: The value at which an instrument can accurately measure an analyte at a specific concentration. The LOQ includes any adjustments from dilutions, concentrations or moisture content, where applicable. (DoD report formats only.) |
| MDL | - Method Detection Limit: This value represents the level to which target analyte concentrations are reported as estimated values, when those target analyte concentrations are quantified below the reporting limit (RL). The MDL includes any adjustments from dilutions, concentrations or moisture content, where applicable. |
| MS | - Matrix Spike Sample: A sample prepared by adding a known mass of target analyte to a specified amount of matrix sample for which an independent estimate of target analyte concentration is available. For Method 332.0, the spike recovery is calculated using the native concentration, including estimated values. |
| MSD | - Matrix Spike Sample Duplicate: Refer to MS. |
| NA | - Not Applicable. |
| NC | - Not Calculated: Term is utilized when one or more of the results utilized in the calculation are non-detect at the parameter's reporting unit. |
| NDPA/DPA | - N-Nitrosodiphenylamine/Diphenylamine. |
| NI | - Not Ignitable. |
| NP | - Non-Plastic: Term is utilized for the analysis of Atterberg Limits in soil. |
| NR | - No Results: Term is utilized when 'No Target Compounds Requested' is reported for the analysis of Volatile or Semivolatile Organic TIC only requests. |
| RL | - Reporting Limit: The value at which an instrument can accurately measure an analyte at a specific concentration. The RL includes any adjustments from dilutions, concentrations or moisture content, where applicable. |
| RPD | - Relative Percent Difference: The results from matrix and/or matrix spike duplicates are primarily designed to assess the precision of analytical results in a given matrix and are expressed as relative percent difference (RPD). Values which are less than five times the reporting limit for any individual parameter are evaluated by utilizing the absolute difference between the values; although the RPD value will be provided in the report. |
| SRM | - Standard Reference Material: A reference sample of a known or certified value that is of the same or similar matrix as the associated field samples. |
| STLP | - Semi-dynamic Tank Leaching Procedure per EPA Method 1315. |
| TEF | - Toxic Equivalency Factors: The values assigned to each dioxin and furan to evaluate their toxicity relative to 2,3,7,8-TCDD. |
| TEQ | - Toxic Equivalent: The measure of a sample's toxicity derived by multiplying each dioxin and furan by its corresponding TEF and then summing the resulting values. |
| TIC | - Tentatively Identified Compound: A compound that has been identified to be present and is not part of the target compound list (TCL) for the method and/or program. All TICs are qualitatively identified and reported as estimated concentrations. |

*Report Format: DU Report with 'J' Qualifiers*

| | | | |
|---|---|---|---|
| **Project Name:** | NEW BEDFORD HARBOR-LTM | **Lab Number:** | L2040097 |
| **Project Number:** | 60597627 | **Report Date:** | 11/25/20 |

***Footnotes***

1 - The reference for this analyte should be considered modified since this analyte is absent from the target analyte list of the original method.

***Terms***

Analytical Method: Both the document from which the method originates and the analytical reference method. (Example: EPA 8260B is shown as 1,8260B.) The codes for the reference method documents are provided in the References section of the Addendum.

Difference: With respect to Total Oxidizable Precursor (TOP) Assay analysis, the difference is defined as the Post-Treatment value minus the Pre-Treatment value.

Final pH: As it pertains to Sample Receipt & Container Information section of the report, Final pH reflects pH of container determined after adjustment at the laboratory, if applicable. If no adjustment required, value reflects Initial pH.

Frozen Date/Time: With respect to Volatile Organics in soil, Frozen Date/Time reflects the date/time at which associated Reagent Water-preserved vials were initially frozen. Note: If frozen date/time is beyond 48 hours from sample collection, value will be reflected in 'bold'.

Initial pH: As it pertains to Sample Receipt & Container Information section of the report, Initial pH reflects pH of container determined upon receipt, if applicable.

PAH Total: With respect to Alkylated PAH analyses, the 'PAHs, Total' result is defined as the summation of results for all or a subset of the following compounds: Naphthalene, C1-C4 Naphthalenes, 2-Methylnaphthalene, 1-Methylnaphthalene, Biphenyl, Acenaphthylene, Acenaphthene, Fluorene, C1-C3 Fluorenes, Phenanthrene, C1-C4 Phenanthrenes/Anthracenes, Anthracene, Fluoranthene, Pyrene, C1-C4 Fluoranthenes/Pyrenes, Benz(a)anthracene, Chrysene, C1-C4 Chrysenes, Benzo(b)fluoranthene, Benzo(j)+(k)fluoranthene, Benzo(e)pyrene, Benzo(a)pyrene, Perylene, Indeno(1,2,3-cd)pyrene, Dibenz(ah)+(ac)anthracene, Benzo(g,h,i)perylene. If a 'Total' result is requested, the results of its individual components will also be reported.

PFAS Total: With respect to PFAS analyses, the 'PFAS, Total (5)' result is defined as the summation of results for: PFHpA, PFHxS, PFOA, PFNA and PFOS. If a 'Total' result is requested, the results of its individual components will also be reported.

The target compound Chlordane (CAS No. 57-74-9) is reported for GC ECD analyses. Per EPA,this compound "refers to a mixture of chlordane isomers, other chlorinated hydrocarbons and numerous other components." (Reference: USEPA Toxicological Review of Chlordane, In Support of Summary Information on the Integrated Risk Information System (IRIS), December 1997.)

Total: With respect to Organic analyses, a 'Total' result is defined as the summation of results for individual isomers or Aroclors. If a 'Total' result is requested, the results of its individual components will also be reported. This is applicable to 'Total' results for methods 8260, 8081 and 8082.

***Data Qualifiers***

**A** - Spectra identified as "Aldol Condensates" are byproducts of the extraction/concentration procedures when acetone is introduced in the process.

**B** - The analyte was detected above the reporting limit in the associated method blank. Flag only applies to associated field samples that have detectable concentrations of the analyte at less than ten times (10x) the concentration found in the blank. For MCP-related projects, flag only applies to associated field samples that have detectable concentrations of the analyte at less than ten times (10x) the concentration found in the blank. For DOD-related projects, flag only applies to associated field samples that have detectable concentrations of the analyte at less than ten times (10x) the concentration found in the blank AND the analyte was detected above one-half the reporting limit (or above the reporting limit for common lab contaminants) in the associated method blank. For NJ-Air-related projects, flag only applies to associated field samples that have detectable concentrations of the analyte above the reporting limit. For NJ-related projects (excluding Air), flag only applies to associated field samples that have detectable concentrations of the analyte, which was detected above the reporting limit in the associated method blank or above five times the reporting limit for common lab contaminants (Phthalates, Acetone, Methylene Chloride, 2-Butanone).

**C** - Co-elution: The target analyte co-elutes with a known lab standard (i.e. surrogate, internal standards, etc.) for co-extracted analyses.

**D** - Concentration of analyte was quantified from diluted analysis. Flag only applies to field samples that have detectable concentrations of the analyte.

**E** - Concentration of analyte exceeds the range of the calibration curve and/or linear range of the instrument.

**F** - The ratio of quantifier ion response to qualifier ion response falls outside of the laboratory criteria. Results are considered to be an estimated maximum concentration.

**G** - The concentration may be biased high due to matrix interferences (i.e, co-elution) with non-target compound(s). The result should be considered estimated.

**H** - The analysis of pH was performed beyond the regulatory-required holding time of 15 minutes from the time of sample collection.

**I** - The lower value for the two columns has been reported due to obvious interference.

**J** - Estimated value. The Target analyte concentration is below the quantitation limit (RL), but above the Method Detection Limit (MDL) or Estimated Detection Limit (EDL) for SPME-related analyses. This represents an estimated concentration for Tentatively Identified Compounds (TICs).

**M** - Reporting Limit (RL) exceeds the MCP CAM Reporting Limit for this analyte.

**ND** - Not detected at the method detection limit (MDL) for the sample, or estimated detection limit (EDL) for SPME-related analyses.

**NJ** - Presumptive evidence of compound. This represents an estimated concentration for Tentatively Identified Compounds (TICs), where

*Report Format: DU Report with 'J' Qualifiers*

| | | | |
|---|---|---|---|
| **Project Name:** | NEW BEDFORD HARBOR-LTM | **Lab Number:** | L2040097 |
| **Project Number:** | 60597627 | **Report Date:** | 11/25/20 |

***Data Qualifiers***

the identification is based on a mass spectral library search.

**P** - The RPD between the results for the two columns exceeds the method-specified criteria.

**Q** - The quality control sample exceeds the associated acceptance criteria. For DOD-related projects, LCS and/or Continuing Calibration Standard exceedences are also qualified on all associated sample results. Note: This flag is not applicable for matrix spike recoveries when the sample concentration is greater than 4x the spike added or for batch duplicate RPD when the sample concentrations are less than 5x the RL. (Metals only.)

**R** - Analytical results are from sample re-analysis.

**RE** - Analytical results are from sample re-extraction.

**S** - Analytical results are from modified screening analysis.

| | | | |
|---|---|---|---|
| **Project Name:** | NEW BEDFORD HARBOR-LTM | **Lab Number:** | L2040097 |
| **Project Number:** | 60597627 | **Report Date:** | 11/25/20 |

## REFERENCES


1 Test Methods for Evaluating Solid Waste: Physical/Chemical Methods. EPA SW-846. Third Edition. Updates I - VI, 2018.

105 Test Methods for Evaluating Solid Waste: Physical/Chemical Methods. EPA SW-846. Third Edition. Updates I - IIIA, 1997 in conjunction with NOAA Technical Memorandum NMFS-NWFSC-59: Extraction, Cleanup and GC/MS Analysis of Sediments and Tissues for Organic Contaminants, March 2004 and the Determination of Pesticides and PCBs in Water and Oil/Sediment by GC/MS: Method 680, EPA 01A0005295, November 1985.

121 Standard Methods for the Examination of Water and Wastewater. APHA-AWWA-WEF. Standard Methods Online.


## LIMITATION OF LIABILITIES

Alpha Analytical performs services with reasonable care and diligence normal to the analytical testing laboratory industry. In the event of an error, the sole and exclusive responsibility of Alpha Analytical shall be to re-perform the work at it's own expense. In no event shall Alpha Analytical be held liable for any incidental, consequential or special damages, including but not limited to, damages in any way connected with the use of, interpretation of, information or analysis provided by Alpha Analytical.

We strongly urge our clients to comply with EPA protocol regarding sample volume, preservation, cooling, containers, sampling procedures, holding time and splitting of samples in the field.

# Certification Information

**The following analytes are not included in our Primary NELAP Scope of Accreditation:**

**Westborough Facility**
**EPA 624/624.1:** m/p-xylene, o-xylene, Naphthalene
**EPA 8260C:** NPW: 1,2,4,5-Tetramethylbenzene; 4-Ethyltoluene, Azobenzene; SCM: Iodomethane (methyl iodide), 1,2,4,5-Tetramethylbenzene; 4-Ethyltoluene.
**EPA 8270D:** NPW: Dimethylnaphthalene,1,4-Diphenylhydrazine; SCM: Dimethylnaphthalene,1,4-Diphenylhydrazine.
**SM4500**: NPW: Amenable Cyanide; SCM: Total Phosphorus, TKN, NO2, NO3.

**Mansfield Facility**
**SM 2540D:** TSS
**EPA 8082A:** NPW: PCB: 1, 5, 31, 87,101, 110, 141, 151, 153, 180, 183, 187.
**EPA TO-15:** Halothane, 2,4,4-Trimethyl-2-pentene, 2,4,4-Trimethyl-1-pentene, Thiophene, 2-Methylthiophene, 3-Methylthiophene, 2-Ethylthiophene, 1,2,3-Trimethylbenzene, Indan, Indene, 1,2,4,5-Tetramethylbenzene, Benzothiophene, 1-Methylnaphthalene.
**EPA TO-12** Non-methane organics
**EPA 3C** Fixed gases
**Biological Tissue Matrix:** EPA 3050B

**The following analytes are included in our Massachusetts DEP Scope of Accreditation**

**Westborough Facility:**

***Drinking Water***
**EPA 300.0**: Chloride, Nitrate-N, Fluoride, Sulfate; **EPA 353.2**: Nitrate-N, Nitrite-N; **SM4500NO3-F**: Nitrate-N, Nitrite-N; **SM4500F-C, SM4500CN-CE, EPA 180.1, SM2130B, SM4500Cl-D, SM2320B, SM2540C, SM4500H-B, SM4500NO2-B**
**EPA 332**: Perchlorate; **EPA 524.2:** THMs and VOCs; **EPA 504.1:** EDB, DBCP.
**Microbiology**: **SM9215B; SM9223-P/A, SM9223B-Colilert-QT,SM9222D**.

***Non-Potable Water***
**SM4500H,B, EPA 120.1, SM2510B, SM2540C, SM2320B, SM4500CL-E, SM4500F-BC, SM4500NH3-BH:** Ammonia-N and Kjeldahl-N, **EPA 350.1**: Ammonia-N, **LACHAT 10-107-06-1-B**: Ammonia-N, **EPA 351.1, SM4500NO3-F, EPA 353.2**: Nitrate-N**, SM4500P-E, SM4500P-B, E, SM4500SO4-E, SM5220D, EPA 410.4, SM5210B, SM5310C, SM4500CL-D, EPA 1664, EPA 420.1, SM4500-CN-CE, SM2540D, EPA 300: Chloride, Sulfate, Nitrate.**
**EPA 624.1**: Volatile Halocarbons & Aromatics,
**EPA 608.3**: Chlordane, Toxaphene, Aldrin, alpha-BHC, beta-BHC, gamma-BHC, delta-BHC, Dieldrin, DDD, DDE, DDT, Endosulfan I, Endosulfan II, Endosulfan sulfate, Endrin, Endrin Aldehyde, Heptachlor, Heptachlor Epoxide, PCBs
**EPA 625.1**: SVOC (Acid/Base/Neutral Extractables), **EPA 600/4-81-045**: PCB-Oil.
**Microbiology**: **SM9223B-Colilert-QT; Enterolert-QT, SM9221E, EPA 1600, EPA 1603.**

**Mansfield Facility:**

***Drinking Water***
**EPA 200.7:** Al, Ba, Cd, Cr, Cu, Fe, Mn, Ni, Na, Ag, Ca, Zn. **EPA 200.8:** Al, Sb, As, Ba, Be, Cd, Cr, Cu, Pb, Mn, Ni, Se, Ag, TL, Zn. **EPA 245.1** Hg.
**EPA 522.**

***Non-Potable Water***
**EPA 200.7:** Al, Sb, As, Be, Cd, Ca, Cr, Co, Cu, Fe, Pb, Mg, Mn, Mo, Ni, K, Se, Ag, Na, Sr, TL, Ti, V, Zn.
**EPA 200.8:** Al, Sb**,** As, Be, Cd, Cr, Cu, Fe, Pb, Mn, Ni, K, Se, Ag, Na, TL, Zn.
**EPA 245.1** Hg.
**SM2340B**

For a complete listing of analytes and methods, please contact your Alpha Project Manager.

L2040097

**COC ID:** 20200922-Alpha **TURNAROUND TIME:** Standard **RUSH:**

| PROJECT/CLIENT INFO | | | |
|---|---|---|---|
| Facility Name | New Bedford Harbor - LTM | | |
| Project Number | | | |
| Department | | | |
| Address | 103 Sawyer St | | |
| City | New Bedford | State | MA |
| Postal Code | 02746 | Country | |
| Phone Number | | | |
| Project Manager | Will Humphries | | |
| Email Address | | | |

| LABORATORY | | | |
|---|---|---|---|
| Lab Name | Alpha Analytical Lab | | |
| Lab Contact | Liz Porta | | |
| Email | | | |
| Address | 320 Forbes Boulevard | | |
| City | Mansfield | State | MA |
| Postal Code | 02048 | Country | |
| Phone Number | | | |
| Quote Number | | | |
| PO Number | | | |

| OTHER INFO | |
|---|---|
| Email Invoice To | maura.surprenant@aecom.com |
| Invoice Reports | |
| Email Report To | helen.jones@aecom.com |
| Email Reports | |
| Shipping Company | AAL |
| Tracking Number | |
| Cooler Count | 1 |
| Cooler Description | |
| Sampler 2 | |
| Sampler 3 | |

**SAMPLE DETAILS** / **ANALYSIS REQUESTED** (Filtered - F: Field, L: Lab, FL: Field & Lab, N: None)

| Sample ID | Start Depth | End Depth | Depth Unit | Field Matrix | Date | Time (24hr) | G=Grab C=Comp | Total # Of Cont. | FIL. | PRESERV. | ANALYSIS: TOC | ANALYSIS: PCB Congeners |
|---|---|---|---|---|---|---|---|---|---|---|---|---|
| S-123-20FSP-01 | 0 | 2 | CM | SE | 2020/09/22 | 08:51 | G | 1 | | | X | X |
| S-123-20FSP-01-REP | 0 | 2 | CM | SE | 2020/09/22 | 09:04 | G | 1 | | | X | X |
| S-125-20FSP20-01 | 0 | 2 | CM | SE | 2020/09/22 | 09:01 | G | 1 | | | X | X |
| S-126-20FSP20-01 | 0 | 2 | CM | SE | 2020/09/22 | 11:09 | G | 1 | | | X | X |
| S-128-20FSP20-01 | 0 | 2 | CM | SE | 2020/09/22 | 11:02 | G | 1 | | | X | X |
| S-131-20FSP20-01 | 0 | 2 | CM | SE | 2020/09/22 | 12:18 | G | 1 | | | X | X |
| S-134-20FSP20-01 | 0 | 2 | CM | SE | 2020/09/22 | 13:16 | G | 1 | | | X | X |
| S-135-20FSP20-01 | 0 | 2 | CM | SE | 2020/09/22 | 13:42 | G | 1 | | | X | X |
| S-138-20FSP20-01 | 0 | 2 | CM | SE | 2020/09/22 | 14:27 | G | 1 | | | X | X |
| S-140-20FSP20-01 | 0 | 2 | CM | SE | 2020/09/22 | 15:06 | G | 1 | | | X | X |

**ADDITIONAL COMMENTS/SPECIAL INSTRUCTIONS**

"H" denotes hold until further instruction

| RELINQUISHED BY/AFFILIATION | DATE/TIME | ACCEPTED BY/AFFILIATION | DATE/TIME |
|---|---|---|---|
| Briley Barra AECOM | 09/22/20 1800 | Mary Jones AECOM | ~~[illegible]~~ 9/23/20 1350 |
| Mary Jones AECOM | 09/23/20 1600 | [illegible] | 9/23/20 1662 |
| [illegible] | 9/23/20 1740 | [illegible] MCA | 9/23/20 1740 |
| Willem Mar | 9/23/20 2000 | | 9/23/20 2000 |
| | 9/23/20 2040 | | 9/23/20 2040 |

**NB OF BOTTLES RETURNED/DESCRIPTION**

| | | | |
|---|---|---|---|
| Sampler's Name | Briley Barra | Mobile # | 607-229-7790 |
| Sampler's Signature | Briley Barra | Date/Time | 2020/09/23 |

Page 1 of 1

**COC ID:** 20200922-Alpha **TURNAROUND TIME:** Standard **RUSH:**

| PROJECT/CLIENT INFO | | | | LABORATORY | | | | OTHER INFO | |
|---|---|---|---|---|---|---|---|---|---|
| Facility Name | New Bedford Harbor - LTM | | | Lab Name | Alpha Analytical Lab | | | Email Invoice To | maura.surprenant@aecom.com |
| Project Number | | | | Lab Contact | Liz Porta | | | Invoice Reports | |
| Department | | | | Email | | | | Email Report To | helen.jones@aecom.com |
| Address | 103 Sawyer St | | | Address | 320 Forbes Boulevard | | | Email Reports | |
| | | | | | | | | Shipping Company | AAL |
| City | New Bedford | State | MA | City | Mansfield | State | MA | Tracking Number | |
| Postal Code | 02746 | Country | | Postal Code | 02048 | Country | | Cooler Count | 1 |
| Phone Number | | | | Phone Number | | | | Cooler Description | |
| Project Manager | Will Humphries | | | Quote Number | | | | Sampler 2 | |
| Email Address | | | | PO Number | | | | Sampler 3 | |

Revised by B.Barra 11/25/20

SAMPLE DETAILS / ANALYSIS REQUESTED

Filtered - F: Field, L: Lab, FL: Field & Lab, N: None

| Sample ID | Start Depth | End Depth | Depth Unit | Field Matrix | Date | Time (24hr) | G=Grab C=Comp | Total # Of Cont. | FIL. | PRESERV. | ANALYSIS | TOC | PCB Congeners |
|---|---|---|---|---|---|---|---|---|---|---|---|---|---|
| S-123-20FSP20-01 | 0 | 2 | CM | SE | 2020/09/22 | 08:51 | G | 1 | | | | X | X |
| S-123-20FSP20-01-REP | 0 | 2 | CM | SE | 2020/09/22 | 09:04 | G | 1 | | | | X | X |
| 125-20FSP20-01 | 0 | 2 | CM | SE | 2020/09/22 | 09:01 | G | 1 | | | | X | X |
| 126-20FSP20-01 | 0 | 2 | CM | SE | 2020/09/22 | 11:09 | G | 1 | | | | X | X |
| 128-20FSP20-01 | 0 | 2 | CM | SE | 2020/09/22 | 11:02 | G | 1 | | | | X | X |
| 131-20FSP20-01 | 0 | 2 | CM | SE | 2020/09/22 | 12:18 | G | 1 | | | | X | X |
| 134-20FSP20-01 | 0 | 2 | CM | SE | 2020/09/22 | 13:16 | G | 1 | | | | X | X |
| 135-20FSP20-01 | 0 | 2 | CM | SE | 2020/09/22 | 13:42 | G | 1 | | | | X | X |
| 138-20FSP20-01 | 0 | 2 | CM | SE | 2020/09/22 | 14:27 | G | 1 | | | | X | X |
| 140-20FSP20-01 | 0 | 2 | CM | SE | 2020/09/22 | 15:06 | G | 1 | | | | X | X |

| ADDITIONAL COMMENTS/SPECIAL INSTRUCTIONS | RELINQUISHED BY/AFFILIATION | DATE/TIME | ACCEPTED BY/AFFILIATION | DATE/TIME |
|---|---|---|---|---|
| "H" denotes hold until further instruction | Briley Barra AECOM | 09/22/20 1800 | Mary Jones AECOM | ~~[illegible]~~ 9/23/20 13:50 |
| | Mary Jones AECOM | 09/23/20 1600 | [illegible] | 9/23/20 1602 |

NB OF BOTTLES RETURNED/DESCRIPTION

| | | | |
|---|---|---|---|
| Sampler's Name | Briley Barra | Mobile # | 607-229-7790 |
| Sampler's Signature | Briley Barra | Date/Time | 2020/09/23 |

# ANALYTICAL REPORT

| | |
|---|---|
| Lab Number: | L2040428 |
| Client: | AECOM<br>250 Apollo Drive<br>Chelmsford, MA 01824 |
| ATTN: | Will Humphries |
| Phone: | (978) 833-6950 |
| Project Name: | NEW BEDFORD HARBOR-LTM |
| Project Number: | 60597627 |
| Report Date: | 10/15/20 |

The original project report/data package is held by Alpha Analytical. This report/data package is paginated and should be reproduced only in its entirety. Alpha Analytical holds no responsibility for results and/or data that are not consistent with the original.

Certifications & Approvals: MA (M-MA030), NH NELAP (2062), CT (PH-0141), DoD (L2474), FL (E87814), IL (200081), LA (85084), ME (MA00030), MD (350), NJ (MA015), NY (11627), NC (685), OH (CL106), PA (68-02089), RI (LAO00299), TX (T104704419), VT (VT-0015), VA (460194), WA (C954), US Army Corps of Engineers, USDA (Permit #P330-17-00150), USFWS (Permit #206964).

320 Forbes Boulevard, Mansfield, MA 02048-1806
508-822-9300 (Fax) 508-822-3288 800-624-9220 - www.alphalab.com

**Project Name:** NEW BEDFORD HARBOR-LTM
**Project Number:** 60597627

**Lab Number:** L2040428
**Report Date:** 10/15/20

| Alpha Sample ID | Client ID | Matrix | Sample Location | Collection Date/Time | Receive Date |
|---|---|---|---|---|---|
| L2040428-01 | S-130-20FSP20-01 | SEDIMENT | NEW BEDFORD, MA | 09/23/20 10:09 | 09/24/20 |
| L2040428-02 | S-139-20FSP20-01 | SEDIMENT | NEW BEDFORD, MA | 09/23/20 08:36 | 09/24/20 |
| L2040428-03 | S-146-20FSP20-01 | SEDIMENT | NEW BEDFORD, MA | 09/23/20 08:57 | 09/24/20 |
| L2040428-04 | S-147-20FSP20-01 | SEDIMENT | NEW BEDFORD, MA | 09/23/20 10:26 | 09/24/20 |
| L2040428-05 | S-150-20FSP20-01 | SEDIMENT | NEW BEDFORD, MA | 09/23/20 11:31 | 09/24/20 |
| L2040428-06 | S-151-20FSP20-01 | SEDIMENT | NEW BEDFORD, MA | 09/23/20 14:23 | 09/24/20 |
| L2040428-07 | S-152-20FSP20-01 | SEDIMENT | NEW BEDFORD, MA | 09/23/20 11:36 | 09/24/20 |
| L2040428-08 | S-154-20FSP20-01 | SEDIMENT | NEW BEDFORD, MA | 09/23/20 13:13 | 09/24/20 |
| L2040428-09 | S-155-20FSP20-01 | SEDIMENT | NEW BEDFORD, MA | 09/23/20 12:56 | 09/24/20 |
| L2040428-10 | S-202-20FSP20-01 | SEDIMENT | NEW BEDFORD, MA | 09/23/20 15:47 | 09/24/20 |

| | | | |
|---|---|---|---|
| **Project Name:** | NEW BEDFORD HARBOR-LTM | **Lab Number:** | L2040428 |
| **Project Number:** | 60597627 | **Report Date:** | 10/15/20 |

## Case Narrative

The samples were received in accordance with the Chain of Custody and no significant deviations were encountered during the preparation or analysis unless otherwise noted. Sample Receipt, Container Information, and the Chain of Custody are located at the back of the report.

Results contained within this report relate only to the samples submitted under this Alpha Lab Number and meet NELAP requirements for all NELAP accredited parameters unless otherwise noted in the following narrative. The data presented in this report is organized by parameter (i.e. VOC, SVOC, etc.). Sample specific Quality Control data (i.e. Surrogate Spike Recovery) is reported at the end of the target analyte list for each individual sample, followed by the Laboratory Batch Quality Control at the end of each parameter. Tentatively Identified Compounds (TICs), if requested, are reported for compounds identified to be present and are not part of the method/program Target Compound List, even if only a subset of the TCL are being reported. If a sample was re-analyzed or re-extracted due to a required quality control corrective action and if both sets of data are reported, the Laboratory ID of the re-analysis or re-extraction is designated with an "R" or "RE", respectively.

When multiple Batch Quality Control elements are reported (e.g. more than one LCS), the associated samples for each element are noted in the grey shaded header line of each data table. Any Laboratory Batch, Sample Specific % recovery or RPD value that is outside the listed Acceptance Criteria is bolded in the report. In reference to questions H (CAM) or 4 (RCP) when "NO" is checked, the performance criteria for CAM and RCP methods allow for some quality control failures to occur and still be within method compliance. In these instances, the specific failure is not narrated but noted in the associated QC Outlier Summary Report, located directly after the Case Narrative. QC information is also incorporated in the Data Usability Assessment table (Format 11) of our Data Merger tool, where it can be reviewed in conjunction with the sample result, associated regulatory criteria and any associated data usability implications.

Soil/sediments, solids and tissues are reported on a dry weight basis unless otherwise noted. Definitions of all data qualifiers and acronyms used in this report are provided in the Glossary located at the back of the report.

HOLD POLICY - For samples submitted on hold, Alpha's policy is to hold samples (with the exception of Air canisters) free of charge for 21 calendar days from the date the project is completed. After 21 calendar days, we will dispose of all samples submitted including those put on hold unless you have contacted your Alpha Project Manager and made arrangements for Alpha to continue to hold the samples. Air canisters will be disposed after 3 business days from the date the project is completed.

Please contact Project Management at 800-624-9220 with any questions.

**Project Name:** NEW BEDFORD HARBOR-LTM **Lab Number:** L2040428
**Project Number:** 60597627 **Report Date:** 10/15/20

**Case Narrative (continued)**

Report Submission

All non-detect (ND) or estimated concentrations (J-qualified) have been quantitated to the limit noted in the MDL column.

PCB Congeners/Homologs

L2040428-01, -02, -03, -04, -05, -06, -07, and -10: The samples have elevated detection limits due to the dilution required by the elevated concentrations of target compounds in the sample.

The WG1416513-5/-6 MS/MSD recoveries, performed on L2040428-02, are outside the acceptance criteria for some compounds. The unacceptable percent recoveries are attributed to the elevated concentrations of target compounds present in the native sample. In addition, the WG1416513-5/-6 MS/MSD RPDs are outside the acceptance criteria for Cl3-BZ#27 (31%), Cl3-BZ#21/#20 (41%) and Cl4-BZ#41 (32%).

Total Organic Carbon

The WG1419325-4/-5 MS/MSD recoveries (Rep1 - 54%/53%) / (Rep2 - 70%) performed on L2040428-02, are outside the 75-125% acceptance criteria, possibly due to sample matrix. The associated SRM recoveries are within criteria, indicating the sample batch was in control, and all sample results were accepted.

I, the undersigned, attest under the pains and penalties of perjury that, to the best of my knowledge and belief and based upon my personal inquiry of those responsible for providing the information contained in this analytical report, such information is accurate and complete. This certificate of analysis is not complete unless this page accompanies any and all pages of this report.

Authorized Signature: Elizabeth Porta

Title: Technical Director/Representative Date: 10/15/20

# ORGANICS

# PCBS

**Project Name:** NEW BEDFORD HARBOR-LTM
**Project Number:** 60597627
**Lab Number:** L2040428
**Report Date:** 10/15/20

## SAMPLE RESULTS

Lab ID: L2040428-01 D
Client ID: S-130-20FSP20-01
Sample Location: NEW BEDFORD, MA

Date Collected: 09/23/20 10:09
Date Received: 09/24/20
Field Prep: Not Specified

Sample Depth:
Matrix: Sediment
Analytical Method: 105,8270D-SIM/680(M)
Analytical Date: 10/10/20 09:24
Analyst: MJS
Percent Solids: 94%

Extraction Method: EPA 3570
Extraction Date: 09/30/20 17:18
Cleanup Method: EPA 3630
Cleanup Date: 10/05/20

| Parameter | Result | Qualifier | Units | RL | MDL | Dilution Factor |
|---|---|---|---|---|---|---|
| PCB Congeners/Homologs - Mansfield Lab | | | | | | |
| Cl1-BZ#1-Cal/RTW | 1.68 | J | ug/kg | 2.07 | 1.04 | 10 |
| Cl1-BZ#2 | 1.42 | J | ug/kg | 2.07 | 1.04 | 10 |
| Cl1-BZ#3 | 4.28 | | ug/kg | 2.07 | 1.04 | 10 |
| Cl2-BZ#4/#10 | 21.9 | | ug/kg | 4.15 | 2.07 | 10 |
| Cl2-BZ#9 | 5.87 | | ug/kg | 2.07 | 1.04 | 10 |
| Cl2-BZ#7 | 3.74 | | ug/kg | 2.07 | 1.04 | 10 |
| Cl2-BZ#6 | 127 | | ug/kg | 2.07 | 1.04 | 10 |
| Cl2-BZ#5 | ND | | ug/kg | 2.07 | 1.04 | 10 |
| Cl2-BZ#8 | 131 | | ug/kg | 2.07 | 1.04 | 10 |
| Cl3-BZ#19 | 22.0 | | ug/kg | 2.07 | 1.04 | 10 |
| Cl2-BZ#14 | ND | | ug/kg | 2.07 | 1.04 | 10 |
| Cl3-BZ#30 | ND | | ug/kg | 2.07 | 1.04 | 10 |
| Cl3-BZ#18 | 334 | | ug/kg | 2.07 | 1.04 | 10 |
| Cl2-BZ#11 | 30.6 | | ug/kg | 2.07 | 1.04 | 10 |
| Cl3-BZ#17 | 187 | | ug/kg | 2.07 | 1.04 | 10 |
| Cl2-BZ#12 | ND | | ug/kg | 2.07 | 1.04 | 10 |
| Cl3-BZ#27 | 68.3 | | ug/kg | 2.07 | 1.04 | 10 |
| Cl2-BZ#13 | 127 | | ug/kg | 4.15 | 2.07 | 10 |
| Cl3-BZ#24 | 1.48 | J | ug/kg | 2.07 | 1.04 | 10 |
| Cl3-BZ#16 | 27.7 | | ug/kg | 2.07 | 1.04 | 10 |
| Cl3-BZ#32 | 134 | | ug/kg | 2.07 | 1.04 | 10 |
| Cl2-BZ#15 | 124 | | ug/kg | 2.07 | 1.04 | 10 |
| Cl3-BZ#34 | 10.9 | | ug/kg | 2.07 | 1.04 | 10 |
| Cl3-BZ#23 | ND | | ug/kg | 2.07 | 1.04 | 10 |
| Cl4-BZ#54 | 2.91 | | ug/kg | 2.07 | 1.04 | 10 |
| Cl3-BZ#29-Cal | ND | | ug/kg | 2.07 | 1.04 | 10 |
| Cl4-BZ#50-Cal | 3.47 | | ug/kg | 2.07 | 1.04 | 10 |
| Cl3-BZ#26 | 816 | | ug/kg | 2.07 | 1.04 | 10 |

**Project Name:** NEW BEDFORD HARBOR-LTM **Lab Number:** L2040428

**Project Number:** 60597627 **Report Date:** 10/15/20

## SAMPLE RESULTS

Lab ID: L2040428-01 D Date Collected: 09/23/20 10:09

Client ID: S-130-20FSP20-01 Date Received: 09/24/20

Sample Location: NEW BEDFORD, MA Field Prep: Not Specified

Sample Depth:

| Parameter | Result | Qualifier | Units | RL | MDL | Dilution Factor |
|---|---|---|---|---|---|---|
| PCB Congeners/Homologs - Mansfield Lab | | | | | | |
| Cl3-BZ#25 | 518 | | ug/kg | 2.07 | 1.04 | 10 |
| Cl4-BZ#53 | 155 | | ug/kg | 2.07 | 1.04 | 10 |
| Cl3-BZ#-31 | 988 | | ug/kg | 2.07 | 1.04 | 10 |
| Cl3-BZ#28 | 890 | | ug/kg | 2.07 | 1.04 | 10 |
| Cl3-BZ#33 | 30.8 | | ug/kg | 2.07 | 1.04 | 10 |
| Cl4-BZ#51 | 70.6 | | ug/kg | 2.07 | 1.04 | 10 |
| Cl3-BZ#21/#20 | 74.1 | | ug/kg | 4.15 | 2.07 | 10 |
| Cl4-BZ#45 | 35.7 | | ug/kg | 2.07 | 1.04 | 10 |
| Cl3-BZ#22 | 135 | | ug/kg | 2.07 | 1.04 | 10 |
| Cl4-BZ#73/#46 | 29.2 | | ug/kg | 4.15 | 2.07 | 10 |
| Cl4-BZ#69 | 10.4 | | ug/kg | 2.07 | 1.04 | 10 |
| Cl4-BZ#43 | 9.32 | | ug/kg | 2.07 | 1.04 | 10 |
| Cl3-BZ#36 | 2.40 | | ug/kg | 2.07 | 1.04 | 10 |
| Cl4-BZ#52 | 1310 | | ug/kg | 2.07 | 1.04 | 10 |
| Cl4-BZ#48 | 37.8 | | ug/kg | 2.07 | 1.04 | 10 |
| Cl4-BZ#49 | 1470 | | ug/kg | 2.07 | 1.04 | 10 |
| Cl5-BZ#104 | ND | | ug/kg | 2.07 | 1.04 | 10 |
| Cl4-BZ#47 | 418 | | ug/kg | 2.07 | 1.04 | 10 |
| Cl4-BZ#65/#75/#62 | 29.8 | | ug/kg | 6.22 | 3.11 | 10 |
| Cl3-BZ#39 | 3.79 | | ug/kg | 2.07 | 1.04 | 10 |
| Cl3-BZ#38 | ND | | ug/kg | 2.07 | 1.04 | 10 |
| Cl4-BZ#44 | 375 | | ug/kg | 2.07 | 1.04 | 10 |
| Cl4-BZ#59 | 76.8 | | ug/kg | 2.07 | 1.04 | 10 |
| Cl4-BZ#42 | 182 | | ug/kg | 2.07 | 1.04 | 10 |
| Cl4-BZ#71 | 195 | | ug/kg | 2.07 | 1.04 | 10 |
| Cl3-BZ#35 | 7.15 | | ug/kg | 2.07 | 1.04 | 10 |
| Cl4-BZ#41 | 5.04 | | ug/kg | 2.07 | 1.04 | 10 |
| Cl4-BZ#72 | 47.1 | | ug/kg | 2.07 | 1.04 | 10 |
| Cl5-BZ#96 | 8.01 | | ug/kg | 2.07 | 1.04 | 10 |
| Cl5-BZ#103 | 30.6 | | ug/kg | 2.07 | 1.04 | 10 |
| Cl4-BZ#68/#64 | 308 | | ug/kg | 4.15 | 2.07 | 10 |
| Cl4-BZ#40 | 43.8 | | ug/kg | 2.07 | 1.04 | 10 |
| Cl3-BZ#37 | 76.5 | | ug/kg | 2.07 | 1.04 | 10 |
| Cl5-BZ#100 | 27.1 | | ug/kg | 2.07 | 1.04 | 10 |
| Cl5-BZ#94 | 4.55 | | ug/kg | 2.07 | 1.04 | 10 |
| Cl4-BZ#57 | 22.2 | | ug/kg | 2.07 | 1.04 | 10 |
| Cl4-BZ#67/#58 | 59.8 | | ug/kg | 4.15 | 2.07 | 10 |

**Project Name:** NEW BEDFORD HARBOR-LTM **Lab Number:** L2040428

**Project Number:** 60597627 **Report Date:** 10/15/20

## SAMPLE RESULTS

Lab ID: L2040428-01 D Date Collected: 09/23/20 10:09

Client ID: S-130-20FSP20-01 Date Received: 09/24/20

Sample Location: NEW BEDFORD, MA Field Prep: Not Specified

Sample Depth:

| Parameter | Result | Qualifier | Units | RL | MDL | Dilution Factor |
|---|---|---|---|---|---|---|
| PCB Congeners/Homologs - Mansfield Lab | | | | | | |
| Cl5-BZ#102 | 51.1 | | ug/kg | 2.07 | 1.04 | 10 |
| Cl4-BZ#61 | ND | | ug/kg | 2.07 | 1.04 | 10 |
| Cl5-BZ#98 | 8.45 | | ug/kg | 2.07 | 1.04 | 10 |
| Cl4-BZ#76 | ND | | ug/kg | 2.07 | 1.04 | 10 |
| Cl5-BZ#93 | 2.27 | | ug/kg | 2.07 | 1.04 | 10 |
| Cl4-BZ#63 | 28.4 | | ug/kg | 2.07 | 1.04 | 10 |
| Cl5-BZ#121/#95/#88 | 426 | | ug/kg | 6.22 | 3.11 | 10 |
| Cl4-BZ#74 | 172 | | ug/kg | 2.07 | 1.04 | 10 |
| Cl6-BZ#155 | ND | | ug/kg | 2.07 | 1.04 | 10 |
| Cl4-BZ#70 | 195 | | ug/kg | 2.07 | 1.04 | 10 |
| Cl5-BZ#91 | 305 | | ug/kg | 2.07 | 1.04 | 10 |
| Cl4-BZ#66 | 268 | | ug/kg | 2.07 | 1.04 | 10 |
| Cl4-BZ#80 | ND | | ug/kg | 2.07 | 1.04 | 10 |
| Cl4-BZ#55 | 6.20 | | ug/kg | 2.07 | 1.04 | 10 |
| Cl5-BZ#92 | 165 | | ug/kg | 2.07 | 1.04 | 10 |
| Cl5-BZ#89/#84 | 154 | | ug/kg | 4.15 | 2.07 | 10 |
| Cl5-BZ#101/#90 | 625 | | ug/kg | 4.15 | 2.07 | 10 |
| Cl4-BZ#56 | 88.8 | | ug/kg | 2.07 | 1.04 | 10 |
| Cl5-BZ#113 | 13.1 | | ug/kg | 2.07 | 1.04 | 10 |
| Cl5-BZ#99 | 476 | | ug/kg | 2.07 | 1.04 | 10 |
| Cl6-BZ#150 | 6.59 | | ug/kg | 2.07 | 1.04 | 10 |
| Cl4-BZ#60 | 33.2 | | ug/kg | 2.07 | 1.04 | 10 |
| Cl6-BZ#152 | 1.20 | J | ug/kg | 2.07 | 1.04 | 10 |
| Cl5-BZ#119 | 79.9 | | ug/kg | 2.07 | 1.04 | 10 |
| Cl5-BZ#83/#125/#112 | 28.8 | | ug/kg | 6.22 | 3.11 | 10 |
| Cl5-BZ#86/#109 | 3.22 | J | ug/kg | 4.15 | 2.07 | 10 |
| Cl6-BZ#145 | ND | | ug/kg | 2.07 | 1.04 | 10 |
| Cl5-BZ#97 | 195 | | ug/kg | 2.07 | 1.04 | 10 |
| Cl6-BZ#148 | 2.92 | | ug/kg | 2.07 | 1.04 | 10 |
| Cl4-BZ#79 | ND | | ug/kg | 2.07 | 1.04 | 10 |
| Cl5-BZ#116 | ND | | ug/kg | 2.07 | 1.04 | 10 |
| Cl6-BZ#154-Cal | 34.8 | | ug/kg | 2.07 | 1.04 | 10 |
| Cl4-BZ#78 | ND | | ug/kg | 2.07 | 1.04 | 10 |
| Cl5-BZ#87/#111 | 53.1 | | ug/kg | 4.15 | 2.07 | 10 |
| Cl6-BZ#136 | 75.6 | | ug/kg | 2.07 | 1.04 | 10 |
| Cl5-BZ#117 | 28.8 | | ug/kg | 2.07 | 1.04 | 10 |
| Cl5-BZ#115 | 9.81 | | ug/kg | 2.07 | 1.04 | 10 |

**Project Name:** NEW BEDFORD HARBOR-LTM **Lab Number:** L2040428

**Project Number:** 60597627 **Report Date:** 10/15/20

## SAMPLE RESULTS

Lab ID: L2040428-01 D Date Collected: 09/23/20 10:09

Client ID: S-130-20FSP20-01 Date Received: 09/24/20

Sample Location: NEW BEDFORD, MA Field Prep: Not Specified

Sample Depth:

| Parameter | Result | Qualifier | Units | RL | MDL | Dilution Factor |
|---|---|---|---|---|---|---|
| PCB Congeners/Homologs - Mansfield Lab | | | | | | |
| Cl5-BZ#85 | 39.9 | | ug/kg | 2.07 | 1.04 | 10 |
| Cl5-BZ#120 | 5.24 | | ug/kg | 2.07 | 1.04 | 10 |
| Cl5-BZ#110 | 857 | | ug/kg | 2.07 | 1.04 | 10 |
| Cl4-BZ#81 | ND | | ug/kg | 2.07 | 1.04 | 10 |
| Cl6-BZ#151 | 75.1 | | ug/kg | 2.07 | 1.04 | 10 |
| Cl6-BZ#135 | 65.1 | | ug/kg | 2.07 | 1.04 | 10 |
| Cl5-BZ#82 | 18.9 | | ug/kg | 2.07 | 1.04 | 10 |
| Cl6-BZ#144 | 7.59 | | ug/kg | 2.07 | 1.04 | 10 |
| Cl6-BZ#147/#149 | 576 | | ug/kg | 4.15 | 2.07 | 10 |
| Cl4-BZ#77 | 30.0 | | ug/kg | 2.07 | 1.04 | 10 |
| Cl6-BZ#143/#139 | 11.6 | | ug/kg | 4.15 | 2.07 | 10 |
| Cl5-BZ#124 | 16.0 | | ug/kg | 2.07 | 1.04 | 10 |
| Cl6-BZ#140 | 1.95 | J | ug/kg | 2.07 | 1.04 | 10 |
| Cl5-BZ#108 | ND | | ug/kg | 2.07 | 1.04 | 10 |
| Cl5-BZ#107/#123 | 44.6 | | ug/kg | 4.15 | 2.07 | 10 |
| Cl7-BZ#188-Cal/RTW | ND | | ug/kg | 2.07 | 1.04 | 10 |
| Cl6-BZ#134 | 34.2 | | ug/kg | 2.07 | 1.04 | 10 |
| Cl5-BZ#106 | ND | | ug/kg | 2.07 | 1.04 | 10 |
| Cl6-BZ#133 | 10.3 | | ug/kg | 2.07 | 1.04 | 10 |
| Cl6-BZ#142 | ND | | ug/kg | 2.07 | 1.04 | 10 |
| Cl5-BZ#118 | 460 | | ug/kg | 2.07 | 1.04 | 10 |
| Cl6-BZ#131 | 7.63 | | ug/kg | 2.07 | 1.04 | 10 |
| Cl7-BZ#184 | ND | | ug/kg | 2.07 | 1.04 | 10 |
| Cl6-BZ#165 | ND | | ug/kg | 2.07 | 1.04 | 10 |
| Cl6-BZ#146 | 80.7 | | ug/kg | 2.07 | 1.04 | 10 |
| Cl6-BZ#161 | ND | | ug/kg | 2.07 | 1.04 | 10 |
| Cl5-BZ#122 | 6.28 | | ug/kg | 2.07 | 1.04 | 10 |
| Cl6-BZ#168 | ND | | ug/kg | 2.07 | 1.04 | 10 |
| Cl5-BZ#114 | 14.6 | | ug/kg | 2.07 | 1.04 | 10 |
| Cl6-BZ#153 | 518 | | ug/kg | 2.07 | 1.04 | 10 |
| Cl6-BZ#132 | 58.2 | | ug/kg | 2.07 | 1.04 | 10 |
| Cl7-BZ#179 | 20.6 | | ug/kg | 2.07 | 1.04 | 10 |
| Cl6-BZ#141 | 34.3 | | ug/kg | 2.07 | 1.04 | 10 |
| Cl7-BZ#176 | 4.74 | | ug/kg | 2.07 | 1.04 | 10 |
| Cl5-BZ#105 | 58.3 | | ug/kg | 2.07 | 1.04 | 10 |
| Cl6-BZ#137 | 23.2 | | ug/kg | 2.07 | 1.04 | 10 |
| Cl5-BZ#127 | ND | | ug/kg | 2.07 | 1.04 | 10 |

**Project Name:** NEW BEDFORD HARBOR-LTM **Lab Number:** L2040428

**Project Number:** 60597627 **Report Date:** 10/15/20

## SAMPLE RESULTS

Lab ID: L2040428-01 D Date Collected: 09/23/20 10:09

Client ID: S-130-20FSP20-01 Date Received: 09/24/20

Sample Location: NEW BEDFORD, MA Field Prep: Not Specified

Sample Depth:

| Parameter | Result | Qualifier | Units | RL | MDL | Dilution Factor |
|---|---|---|---|---|---|---|
| PCB Congeners/Homologs - Mansfield Lab | | | | | | |
| Cl7-BZ#186 | ND | | ug/kg | 2.07 | 1.04 | 10 |
| Cl6-BZ#130/#164 | 61.1 | | ug/kg | 4.15 | 2.07 | 10 |
| Cl7-BZ#178 | 11.9 | | ug/kg | 2.07 | 1.04 | 10 |
| Cl6-BZ#138 | 201 | | ug/kg | 2.07 | 1.04 | 10 |
| Cl6-BZ#163/#160 | 148 | | ug/kg | 4.15 | 2.07 | 10 |
| Cl6-BZ#129/#158 | 68.8 | | ug/kg | 4.15 | 2.07 | 10 |
| Cl7-BZ#182/#175 | 2.57 | J | ug/kg | 4.15 | 2.07 | 10 |
| Cl7-BZ#187 | 67.4 | | ug/kg | 2.07 | 1.04 | 10 |
| Cl7-BZ#183 | 27.1 | | ug/kg | 2.07 | 1.04 | 10 |
| Cl6-BZ#166 | 4.97 | | ug/kg | 2.07 | 1.04 | 10 |
| Cl6-BZ#159 | ND | | ug/kg | 2.07 | 1.04 | 10 |
| Cl5-BZ#126 | ND | | ug/kg | 2.07 | 1.04 | 10 |
| Cl7-BZ#185 | 4.56 | | ug/kg | 2.07 | 1.04 | 10 |
| Cl6-BZ#162 | 3.28 | | ug/kg | 2.07 | 1.04 | 10 |
| Cl7-BZ#174 | 21.1 | | ug/kg | 2.07 | 1.04 | 10 |
| Cl6-BZ#128 | 56.6 | | ug/kg | 2.07 | 1.04 | 10 |
| Cl8-BZ#202 | 5.07 | | ug/kg | 2.07 | 1.04 | 10 |
| Cl6-BZ#167 | 27.7 | | ug/kg | 2.07 | 1.04 | 10 |
| Cl7-BZ#181 | ND | | ug/kg | 2.07 | 1.04 | 10 |
| Cl7-BZ#177 | 21.7 | | ug/kg | 2.07 | 1.04 | 10 |
| Cl8-BZ#204/#200-CAL | 3.00 | J | ug/kg | 4.15 | 2.07 | 10 |
| Cl7-BZ#171 | 16.0 | | ug/kg | 2.07 | 1.04 | 10 |
| Cl7-BZ#173 | ND | | ug/kg | 2.07 | 1.04 | 10 |
| Cl8-BZ#197 | ND | | ug/kg | 2.07 | 1.04 | 10 |
| Cl7-BZ#172 | 10.5 | | ug/kg | 2.07 | 1.04 | 10 |
| Cl7-BZ#192 | ND | | ug/kg | 2.07 | 1.04 | 10 |
| Cl6-BZ#156 | 46.0 | | ug/kg | 2.07 | 1.04 | 10 |
| Cl6-BZ#157 | 12.8 | | ug/kg | 2.07 | 1.04 | 10 |
| Cl7-BZ#180 | 65.9 | | ug/kg | 2.07 | 1.04 | 10 |
| Cl7-BZ#193 | 7.04 | | ug/kg | 2.07 | 1.04 | 10 |
| Cl8-BZ#199 | ND | | ug/kg | 2.07 | 1.04 | 10 |
| Cl7-BZ#191 | ND | | ug/kg | 2.07 | 1.04 | 10 |
| Cl8-BZ#198 | ND | | ug/kg | 2.07 | 1.04 | 10 |
| Cl8-BZ#201 | 12.5 | | ug/kg | 2.07 | 1.04 | 10 |
| Cl7-BZ#170 | 46.6 | | ug/kg | 2.07 | 1.04 | 10 |
| Cl7-BZ#190 | 12.6 | | ug/kg | 2.07 | 1.04 | 10 |
| Cl8-BZ#196 | 5.48 | | ug/kg | 2.07 | 1.04 | 10 |

**Project Name:** NEW BEDFORD HARBOR-LTM **Lab Number:** L2040428

**Project Number:** 60597627 **Report Date:** 10/15/20

## SAMPLE RESULTS

Lab ID: L2040428-01 D Date Collected: 09/23/20 10:09

Client ID: S-130-20FSP20-01 Date Received: 09/24/20

Sample Location: NEW BEDFORD, MA Field Prep: Not Specified

Sample Depth:

| Parameter | Result | Qualifier | Units | RL | MDL | Dilution Factor |
|---|---|---|---|---|---|---|
| PCB Congeners/Homologs - Mansfield Lab | | | | | | |
| Cl8-BZ#203 | 9.23 | | ug/kg | 2.07 | 1.04 | 10 |
| Cl6-BZ#169 | ND | | ug/kg | 2.07 | 1.04 | 10 |
| Cl9-BZ#208 | 3.88 | | ug/kg | 2.07 | 1.04 | 10 |
| Cl9-BZ#207 | ND | | ug/kg | 2.07 | 1.04 | 10 |
| Cl7-BZ#189 | 8.47 | | ug/kg | 2.07 | 1.04 | 10 |
| Cl8-BZ#195 | 6.97 | | ug/kg | 2.07 | 1.04 | 10 |
| Cl8-BZ#194 | 17.6 | | ug/kg | 2.07 | 1.04 | 10 |
| Cl8-BZ#205 | ND | | ug/kg | 2.07 | 1.04 | 10 |
| Cl9-BZ#206-Cal/RTW | 10.5 | | ug/kg | 2.07 | 1.04 | 10 |
| Cl10-BZ#209-Cal/RTW | 5.80 | | ug/kg | 2.07 | 1.04 | 10 |
| Monochlorobiphenyls | 7.38 | | ug/kg | 2.07 | 1.04 | 10 |
| Dichlorobiphenyls | 571 | | ug/kg | 2.07 | 1.04 | 10 |
| Trichlorobiphenyls | 4330 | | ug/kg | 2.07 | 1.04 | 10 |
| Tetrachlorobiphenyls | 5720 | | ug/kg | 2.07 | 1.04 | 10 |
| Pentachlorobiphenyls | 4220 | | ug/kg | 2.07 | 1.04 | 10 |
| Hexachlorobiphenyls | 2260 | | ug/kg | 2.07 | 1.04 | 10 |
| Heptachlorobiphenyls | 349 | | ug/kg | 2.07 | 1.04 | 10 |
| Octachlorobiphenyls | 59.9 | | ug/kg | 2.07 | 1.04 | 10 |
| Nonachlorobiphenyls | 14.4 | | ug/kg | 2.07 | 1.04 | 10 |
| Decachlorobiphenyl | 5.80 | | ug/kg | 2.07 | 1.04 | 10 |
| Total PCB | 17500 | | ug/kg | 2.07 | NA | 10 |

| Surrogate | % Recovery | Qualifier | Acceptance Criteria |
|---|---|---|---|
| Cl3-BZ#19-C13 (surr) | 66 | | 50-125 |
| Cl8-BZ#202-C13 (surr) | 56 | | 50-125 |

**Project Name:** NEW BEDFORD HARBOR-LTM **Lab Number:** L2040428

**Project Number:** 60597627 **Report Date:** 10/15/20

## SAMPLE RESULTS

Lab ID: L2040428-02 D
Client ID: S-139-20FSP20-01
Sample Location: NEW BEDFORD, MA

Date Collected: 09/23/20 08:36
Date Received: 09/24/20
Field Prep: Not Specified

Sample Depth:
Matrix: Sediment
Analytical Method: 105,8270D-SIM/680(M)
Analytical Date: 10/10/20 10:39
Analyst: MJS
Percent Solids: 97%

Extraction Method: EPA 3570
Extraction Date: 09/30/20 17:18
Cleanup Method: EPA 3630
Cleanup Date: 10/05/20

| Parameter | Result | Qualifier | Units | RL | MDL | Dilution Factor |
|---|---|---|---|---|---|---|
| PCB Congeners/Homologs - Mansfield Lab | | | | | | |
| Cl1-BZ#1-Cal/RTW | ND | | ug/kg | 1.98 | 0.989 | 10 |
| Cl1-BZ#2 | ND | | ug/kg | 1.98 | 0.989 | 10 |
| Cl1-BZ#3 | 2.36 | | ug/kg | 1.98 | 0.989 | 10 |
| Cl2-BZ#4/#10 | 13.9 | | ug/kg | 3.96 | 1.98 | 10 |
| Cl2-BZ#9 | 3.35 | | ug/kg | 1.98 | 0.989 | 10 |
| Cl2-BZ#7 | 1.91 | J | ug/kg | 1.98 | 0.989 | 10 |
| Cl2-BZ#6 | 79.5 | | ug/kg | 1.98 | 0.989 | 10 |
| Cl2-BZ#5 | ND | | ug/kg | 1.98 | 0.989 | 10 |
| Cl2-BZ#8 | 77.2 | | ug/kg | 1.98 | 0.989 | 10 |
| Cl3-BZ#19 | 16.5 | | ug/kg | 1.98 | 0.989 | 10 |
| Cl2-BZ#14 | ND | | ug/kg | 1.98 | 0.989 | 10 |
| Cl3-BZ#30 | ND | | ug/kg | 1.98 | 0.989 | 10 |
| Cl3-BZ#18 | 212 | | ug/kg | 1.98 | 0.989 | 10 |
| Cl2-BZ#11 | 16.9 | | ug/kg | 1.98 | 0.989 | 10 |
| Cl3-BZ#17 | 111 | | ug/kg | 1.98 | 0.989 | 10 |
| Cl2-BZ#12 | ND | | ug/kg | 1.98 | 0.989 | 10 |
| Cl3-BZ#27 | 43.9 | | ug/kg | 1.98 | 0.989 | 10 |
| Cl2-BZ#13 | 62.8 | | ug/kg | 3.96 | 1.98 | 10 |
| Cl3-BZ#24 | 1.28 | J | ug/kg | 1.98 | 0.989 | 10 |
| Cl3-BZ#16 | 19.6 | | ug/kg | 1.98 | 0.989 | 10 |
| Cl3-BZ#32 | 78.3 | | ug/kg | 1.98 | 0.989 | 10 |
| Cl2-BZ#15 | 65.6 | | ug/kg | 1.98 | 0.989 | 10 |
| Cl3-BZ#34 | 5.71 | | ug/kg | 1.98 | 0.989 | 10 |
| Cl3-BZ#23 | ND | | ug/kg | 1.98 | 0.989 | 10 |
| Cl4-BZ#54 | 1.86 | J | ug/kg | 1.98 | 0.989 | 10 |
| Cl3-BZ#29-Cal | 1.23 | J | ug/kg | 1.98 | 0.989 | 10 |
| Cl4-BZ#50-Cal | 1.91 | J | ug/kg | 1.98 | 0.989 | 10 |
| Cl3-BZ#26 | 491 | | ug/kg | 1.98 | 0.989 | 10 |

**Project Name:** NEW BEDFORD HARBOR-LTM **Lab Number:** L2040428

**Project Number:** 60597627 **Report Date:** 10/15/20

## SAMPLE RESULTS

Lab ID: L2040428-02 D Date Collected: 09/23/20 08:36

Client ID: S-139-20FSP20-01 Date Received: 09/24/20

Sample Location: NEW BEDFORD, MA Field Prep: Not Specified

Sample Depth:

| Parameter | Result | Qualifier | Units | RL | MDL | Dilution Factor |
|---|---|---|---|---|---|---|
| PCB Congeners/Homologs - Mansfield Lab | | | | | | |
| Cl3-BZ#25 | 293 | | ug/kg | 1.98 | 0.989 | 10 |
| Cl4-BZ#53 | 85.0 | | ug/kg | 1.98 | 0.989 | 10 |
| Cl3-BZ#-31 | 540 | | ug/kg | 1.98 | 0.989 | 10 |
| Cl3-BZ#28 | 475 | | ug/kg | 1.98 | 0.989 | 10 |
| Cl3-BZ#33 | 45.6 | | ug/kg | 1.98 | 0.989 | 10 |
| Cl4-BZ#51 | 35.4 | | ug/kg | 1.98 | 0.989 | 10 |
| Cl3-BZ#21/#20 | 37.2 | | ug/kg | 3.96 | 1.98 | 10 |
| Cl4-BZ#45 | 21.8 | | ug/kg | 1.98 | 0.989 | 10 |
| Cl3-BZ#22 | 81.5 | | ug/kg | 1.98 | 0.989 | 10 |
| Cl4-BZ#73/#46 | 13.5 | | ug/kg | 3.96 | 1.98 | 10 |
| Cl4-BZ#69 | 5.72 | | ug/kg | 1.98 | 0.989 | 10 |
| Cl4-BZ#43 | 6.22 | | ug/kg | 1.98 | 0.989 | 10 |
| Cl3-BZ#36 | 1.52 | J | ug/kg | 1.98 | 0.989 | 10 |
| Cl4-BZ#52 | 768 | | ug/kg | 1.98 | 0.989 | 10 |
| Cl4-BZ#48 | 23.7 | | ug/kg | 1.98 | 0.989 | 10 |
| Cl4-BZ#49 | 817 | | ug/kg | 1.98 | 0.989 | 10 |
| Cl5-BZ#104 | ND | | ug/kg | 1.98 | 0.989 | 10 |
| Cl4-BZ#47 | 233 | | ug/kg | 1.98 | 0.989 | 10 |
| Cl4-BZ#65/#75/#62 | 13.0 | | ug/kg | 5.93 | 2.97 | 10 |
| Cl3-BZ#39 | 2.68 | | ug/kg | 1.98 | 0.989 | 10 |
| Cl3-BZ#38 | ND | | ug/kg | 1.98 | 0.989 | 10 |
| Cl4-BZ#44 | 227 | | ug/kg | 1.98 | 0.989 | 10 |
| Cl4-BZ#59 | 60.0 | | ug/kg | 1.98 | 0.989 | 10 |
| Cl4-BZ#42 | 106 | | ug/kg | 1.98 | 0.989 | 10 |
| Cl4-BZ#71 | 92.1 | | ug/kg | 1.98 | 0.989 | 10 |
| Cl3-BZ#35 | 4.86 | | ug/kg | 1.98 | 0.989 | 10 |
| Cl4-BZ#41 | 2.70 | | ug/kg | 1.98 | 0.989 | 10 |
| Cl4-BZ#72 | 24.3 | | ug/kg | 1.98 | 0.989 | 10 |
| Cl5-BZ#96 | 3.59 | | ug/kg | 1.98 | 0.989 | 10 |
| Cl5-BZ#103 | 15.9 | | ug/kg | 1.98 | 0.989 | 10 |
| Cl4-BZ#68/#64 | 167 | | ug/kg | 3.96 | 1.98 | 10 |
| Cl4-BZ#40 | 27.4 | | ug/kg | 1.98 | 0.989 | 10 |
| Cl3-BZ#37 | 49.1 | | ug/kg | 1.98 | 0.989 | 10 |
| Cl5-BZ#100 | 12.9 | | ug/kg | 1.98 | 0.989 | 10 |
| Cl5-BZ#94 | 1.71 | J | ug/kg | 1.98 | 0.989 | 10 |
| Cl4-BZ#57 | 15.1 | | ug/kg | 1.98 | 0.989 | 10 |
| Cl4-BZ#67/#58 | 39.6 | | ug/kg | 3.96 | 1.98 | 10 |

**Project Name:** NEW BEDFORD HARBOR-LTM **Lab Number:** L2040428

**Project Number:** 60597627 **Report Date:** 10/15/20

## SAMPLE RESULTS

Lab ID: L2040428-02 D Date Collected: 09/23/20 08:36

Client ID: S-139-20FSP20-01 Date Received: 09/24/20

Sample Location: NEW BEDFORD, MA Field Prep: Not Specified

Sample Depth:

| Parameter | Result | Qualifier | Units | RL | MDL | Dilution Factor |
|---|---|---|---|---|---|---|
| PCB Congeners/Homologs - Mansfield Lab | | | | | | |
| Cl5-BZ#102 | 25.4 | | ug/kg | 1.98 | 0.989 | 10 |
| Cl4-BZ#61 | ND | | ug/kg | 1.98 | 0.989 | 10 |
| Cl5-BZ#98 | 4.86 | | ug/kg | 1.98 | 0.989 | 10 |
| Cl4-BZ#76 | ND | | ug/kg | 1.98 | 0.989 | 10 |
| Cl5-BZ#93 | 1.86 | J | ug/kg | 1.98 | 0.989 | 10 |
| Cl4-BZ#63 | 17.0 | | ug/kg | 1.98 | 0.989 | 10 |
| Cl5-BZ#121/#95/#88 | 294 | | ug/kg | 5.93 | 2.97 | 10 |
| Cl4-BZ#74 | 108 | | ug/kg | 1.98 | 0.989 | 10 |
| Cl6-BZ#155 | ND | | ug/kg | 1.98 | 0.989 | 10 |
| Cl4-BZ#70 | 156 | | ug/kg | 1.98 | 0.989 | 10 |
| Cl5-BZ#91 | 185 | | ug/kg | 1.98 | 0.989 | 10 |
| Cl4-BZ#66 | 190 | | ug/kg | 1.98 | 0.989 | 10 |
| Cl4-BZ#80 | ND | | ug/kg | 1.98 | 0.989 | 10 |
| Cl4-BZ#55 | 8.61 | | ug/kg | 1.98 | 0.989 | 10 |
| Cl5-BZ#92 | 115 | | ug/kg | 1.98 | 0.989 | 10 |
| Cl5-BZ#89/#84 | 105 | | ug/kg | 3.96 | 1.98 | 10 |
| Cl5-BZ#101/#90 | 467 | | ug/kg | 3.96 | 1.98 | 10 |
| Cl4-BZ#56 | 56.0 | | ug/kg | 1.98 | 0.989 | 10 |
| Cl5-BZ#113 | 7.64 | | ug/kg | 1.98 | 0.989 | 10 |
| Cl5-BZ#99 | 346 | | ug/kg | 1.98 | 0.989 | 10 |
| Cl6-BZ#150 | 3.97 | | ug/kg | 1.98 | 0.989 | 10 |
| Cl4-BZ#60 | 28.0 | | ug/kg | 1.98 | 0.989 | 10 |
| Cl6-BZ#152 | ND | | ug/kg | 1.98 | 0.989 | 10 |
| Cl5-BZ#119 | 41.0 | | ug/kg | 1.98 | 0.989 | 10 |
| Cl5-BZ#83/#125/#112 | 25.1 | | ug/kg | 5.93 | 2.97 | 10 |
| Cl5-BZ#86/#109 | ND | | ug/kg | 3.96 | 1.98 | 10 |
| Cl6-BZ#145 | ND | | ug/kg | 1.98 | 0.989 | 10 |
| Cl5-BZ#97 | 146 | | ug/kg | 1.98 | 0.989 | 10 |
| Cl6-BZ#148 | 1.47 | J | ug/kg | 1.98 | 0.989 | 10 |
| Cl4-BZ#79 | ND | | ug/kg | 1.98 | 0.989 | 10 |
| Cl5-BZ#116 | ND | | ug/kg | 1.98 | 0.989 | 10 |
| Cl6-BZ#154-Cal | 16.6 | | ug/kg | 1.98 | 0.989 | 10 |
| Cl4-BZ#78 | ND | | ug/kg | 1.98 | 0.989 | 10 |
| Cl5-BZ#87/#111 | 48.0 | | ug/kg | 3.96 | 1.98 | 10 |
| Cl6-BZ#136 | 48.1 | | ug/kg | 1.98 | 0.989 | 10 |
| Cl5-BZ#117 | 19.3 | | ug/kg | 1.98 | 0.989 | 10 |
| Cl5-BZ#115 | 8.89 | | ug/kg | 1.98 | 0.989 | 10 |

**Project Name:** NEW BEDFORD HARBOR-LTM **Lab Number:** L2040428

**Project Number:** 60597627 **Report Date:** 10/15/20

## SAMPLE RESULTS

Lab ID: L2040428-02 D Date Collected: 09/23/20 08:36

Client ID: S-139-20FSP20-01 Date Received: 09/24/20

Sample Location: NEW BEDFORD, MA Field Prep: Not Specified

Sample Depth:

| Parameter | Result | Qualifier | Units | RL | MDL | Dilution Factor |
|---|---|---|---|---|---|---|
| PCB Congeners/Homologs - Mansfield Lab | | | | | | |
| Cl5-BZ#85 | 32.6 | | ug/kg | 1.98 | 0.989 | 10 |
| Cl5-BZ#120 | 3.24 | | ug/kg | 1.98 | 0.989 | 10 |
| Cl5-BZ#110 | 587 | | ug/kg | 1.98 | 0.989 | 10 |
| Cl4-BZ#81 | ND | | ug/kg | 1.98 | 0.989 | 10 |
| Cl6-BZ#151 | 47.5 | | ug/kg | 1.98 | 0.989 | 10 |
| Cl6-BZ#135 | 43.3 | | ug/kg | 1.98 | 0.989 | 10 |
| Cl5-BZ#82 | 15.3 | | ug/kg | 1.98 | 0.989 | 10 |
| Cl6-BZ#144 | 6.74 | | ug/kg | 1.98 | 0.989 | 10 |
| Cl6-BZ#147/#149 | 356 | | ug/kg | 3.96 | 1.98 | 10 |
| Cl4-BZ#77 | 19.8 | | ug/kg | 1.98 | 0.989 | 10 |
| Cl6-BZ#143/#139 | 7.85 | | ug/kg | 3.96 | 1.98 | 10 |
| Cl5-BZ#124 | 15.2 | | ug/kg | 1.98 | 0.989 | 10 |
| Cl6-BZ#140 | ND | | ug/kg | 1.98 | 0.989 | 10 |
| Cl5-BZ#108 | ND | | ug/kg | 1.98 | 0.989 | 10 |
| Cl5-BZ#107/#123 | 33.4 | | ug/kg | 3.96 | 1.98 | 10 |
| Cl7-BZ#188-Cal/RTW | ND | | ug/kg | 1.98 | 0.989 | 10 |
| Cl6-BZ#134 | 22.8 | | ug/kg | 1.98 | 0.989 | 10 |
| Cl5-BZ#106 | ND | | ug/kg | 1.98 | 0.989 | 10 |
| Cl6-BZ#133 | 7.52 | | ug/kg | 1.98 | 0.989 | 10 |
| Cl6-BZ#142 | ND | | ug/kg | 1.98 | 0.989 | 10 |
| Cl5-BZ#118 | 385 | | ug/kg | 1.98 | 0.989 | 10 |
| Cl6-BZ#131 | 5.38 | | ug/kg | 1.98 | 0.989 | 10 |
| Cl7-BZ#184 | ND | | ug/kg | 1.98 | 0.989 | 10 |
| Cl6-BZ#165 | ND | | ug/kg | 1.98 | 0.989 | 10 |
| Cl6-BZ#146 | 55.7 | | ug/kg | 1.98 | 0.989 | 10 |
| Cl6-BZ#161 | ND | | ug/kg | 1.98 | 0.989 | 10 |
| Cl5-BZ#122 | 4.14 | | ug/kg | 1.98 | 0.989 | 10 |
| Cl6-BZ#168 | ND | | ug/kg | 1.98 | 0.989 | 10 |
| Cl5-BZ#114 | 13.3 | | ug/kg | 1.98 | 0.989 | 10 |
| Cl6-BZ#153 | 359 | | ug/kg | 1.98 | 0.989 | 10 |
| Cl6-BZ#132 | 50.2 | | ug/kg | 1.98 | 0.989 | 10 |
| Cl7-BZ#179 | 12.4 | | ug/kg | 1.98 | 0.989 | 10 |
| Cl6-BZ#141 | 29.2 | | ug/kg | 1.98 | 0.989 | 10 |
| Cl7-BZ#176 | 3.48 | | ug/kg | 1.98 | 0.989 | 10 |
| Cl5-BZ#105 | 55.0 | | ug/kg | 1.98 | 0.989 | 10 |
| Cl6-BZ#137 | 20.1 | | ug/kg | 1.98 | 0.989 | 10 |
| Cl5-BZ#127 | ND | | ug/kg | 1.98 | 0.989 | 10 |

**Project Name:** NEW BEDFORD HARBOR-LTM **Lab Number:** L2040428

**Project Number:** 60597627 **Report Date:** 10/15/20

## SAMPLE RESULTS

Lab ID: L2040428-02 D Date Collected: 09/23/20 08:36

Client ID: S-139-20FSP20-01 Date Received: 09/24/20

Sample Location: NEW BEDFORD, MA Field Prep: Not Specified

Sample Depth:

| Parameter | Result | Qualifier | Units | RL | MDL | Dilution Factor |
|---|---|---|---|---|---|---|
| PCB Congeners/Homologs - Mansfield Lab | | | | | | |
| Cl7-BZ#186 | ND | | ug/kg | 1.98 | 0.989 | 10 |
| Cl6-BZ#130/#164 | 43.8 | | ug/kg | 3.96 | 1.98 | 10 |
| Cl7-BZ#178 | 7.87 | | ug/kg | 1.98 | 0.989 | 10 |
| Cl6-BZ#138 | 177 | | ug/kg | 1.98 | 0.989 | 10 |
| Cl6-BZ#163/#160 | 103 | | ug/kg | 3.96 | 1.98 | 10 |
| Cl6-BZ#129/#158 | 59.2 | | ug/kg | 3.96 | 1.98 | 10 |
| Cl7-BZ#182/#175 | 2.22 | J | ug/kg | 3.96 | 1.98 | 10 |
| Cl7-BZ#187 | 40.3 | | ug/kg | 1.98 | 0.989 | 10 |
| Cl7-BZ#183 | 19.1 | | ug/kg | 1.98 | 0.989 | 10 |
| Cl6-BZ#166 | 3.05 | | ug/kg | 1.98 | 0.989 | 10 |
| Cl6-BZ#159 | ND | | ug/kg | 1.98 | 0.989 | 10 |
| Cl5-BZ#126 | ND | | ug/kg | 1.98 | 0.989 | 10 |
| Cl7-BZ#185 | 2.78 | | ug/kg | 1.98 | 0.989 | 10 |
| Cl6-BZ#162 | 1.70 | J | ug/kg | 1.98 | 0.989 | 10 |
| Cl7-BZ#174 | 17.9 | | ug/kg | 1.98 | 0.989 | 10 |
| Cl6-BZ#128 | 50.2 | | ug/kg | 1.98 | 0.989 | 10 |
| Cl8-BZ#202 | 2.49 | | ug/kg | 1.98 | 0.989 | 10 |
| Cl6-BZ#167 | 22.0 | | ug/kg | 1.98 | 0.989 | 10 |
| Cl7-BZ#181 | ND | | ug/kg | 1.98 | 0.989 | 10 |
| Cl7-BZ#177 | 13.3 | | ug/kg | 1.98 | 0.989 | 10 |
| Cl8-BZ#204/#200-CAL | 2.42 | J | ug/kg | 3.96 | 1.98 | 10 |
| Cl7-BZ#171 | 12.9 | | ug/kg | 1.98 | 0.989 | 10 |
| Cl7-BZ#173 | ND | | ug/kg | 1.98 | 0.989 | 10 |
| Cl8-BZ#197 | ND | | ug/kg | 1.98 | 0.989 | 10 |
| Cl7-BZ#172 | 7.51 | | ug/kg | 1.98 | 0.989 | 10 |
| Cl7-BZ#192 | ND | | ug/kg | 1.98 | 0.989 | 10 |
| Cl6-BZ#156 | 43.4 | | ug/kg | 1.98 | 0.989 | 10 |
| Cl6-BZ#157 | 10.8 | | ug/kg | 1.98 | 0.989 | 10 |
| Cl7-BZ#180 | 52.1 | | ug/kg | 1.98 | 0.989 | 10 |
| Cl7-BZ#193 | 3.36 | | ug/kg | 1.98 | 0.989 | 10 |
| Cl8-BZ#199 | ND | | ug/kg | 1.98 | 0.989 | 10 |
| Cl7-BZ#191 | 2.99 | | ug/kg | 1.98 | 0.989 | 10 |
| Cl8-BZ#198 | ND | | ug/kg | 1.98 | 0.989 | 10 |
| Cl8-BZ#201 | 8.48 | | ug/kg | 1.98 | 0.989 | 10 |
| Cl7-BZ#170 | 37.5 | | ug/kg | 1.98 | 0.989 | 10 |
| Cl7-BZ#190 | 8.40 | | ug/kg | 1.98 | 0.989 | 10 |
| Cl8-BZ#196 | 6.08 | | ug/kg | 1.98 | 0.989 | 10 |

**Project Name:** NEW BEDFORD HARBOR-LTM **Lab Number:** L2040428

**Project Number:** 60597627 **Report Date:** 10/15/20

## SAMPLE RESULTS

Lab ID: L2040428-02 D Date Collected: 09/23/20 08:36

Client ID: S-139-20FSP20-01 Date Received: 09/24/20

Sample Location: NEW BEDFORD, MA Field Prep: Not Specified

Sample Depth:

| Parameter | Result | Qualifier | Units | RL | MDL | Dilution Factor |
|---|---|---|---|---|---|---|
| PCB Congeners/Homologs - Mansfield Lab | | | | | | |
| Cl8-BZ#203 | 8.41 | | ug/kg | 1.98 | 0.989 | 10 |
| Cl6-BZ#169 | ND | | ug/kg | 1.98 | 0.989 | 10 |
| Cl9-BZ#208 | 3.37 | | ug/kg | 1.98 | 0.989 | 10 |
| Cl9-BZ#207 | ND | | ug/kg | 1.98 | 0.989 | 10 |
| Cl7-BZ#189 | 4.62 | | ug/kg | 1.98 | 0.989 | 10 |
| Cl8-BZ#195 | 6.96 | | ug/kg | 1.98 | 0.989 | 10 |
| Cl8-BZ#194 | 11.7 | | ug/kg | 1.98 | 0.989 | 10 |
| Cl8-BZ#205 | ND | | ug/kg | 1.98 | 0.989 | 10 |
| Cl9-BZ#206-Cal/RTW | 8.89 | | ug/kg | 1.98 | 0.989 | 10 |
| Cl10-BZ#209-Cal/RTW | 3.65 | | ug/kg | 1.98 | 0.989 | 10 |
| Monochlorobiphenyls | 2.36 | | ug/kg | 1.98 | 0.989 | 10 |
| Dichlorobiphenyls | 321 | | ug/kg | 1.98 | 0.989 | 10 |
| Trichlorobiphenyls | 2510 | | ug/kg | 1.98 | 0.989 | 10 |
| Tetrachlorobiphenyls | 3370 | | ug/kg | 1.98 | 0.989 | 10 |
| Pentachlorobiphenyls | 3020 | | ug/kg | 1.98 | 0.989 | 10 |
| Hexachlorobiphenyls | 1600 | | ug/kg | 1.98 | 0.989 | 10 |
| Heptachlorobiphenyls | 249 | | ug/kg | 1.98 | 0.989 | 10 |
| Octachlorobiphenyls | 46.5 | | ug/kg | 1.98 | 0.989 | 10 |
| Nonachlorobiphenyls | 12.3 | | ug/kg | 1.98 | 0.989 | 10 |
| Decachlorobiphenyl | 3.65 | | ug/kg | 1.98 | 0.989 | 10 |
| Total PCB | 11100 | | ug/kg | 1.98 | NA | 10 |

| Surrogate | % Recovery | Qualifier | Acceptance Criteria |
|---|---|---|---|
| Cl3-BZ#19-C13 (surr) | 68 | | 50-125 |
| Cl8-BZ#202-C13 (surr) | 82 | | 50-125 |

**Project Name:** NEW BEDFORD HARBOR-LTM **Lab Number:** L2040428

**Project Number:** 60597627 **Report Date:** 10/15/20

## SAMPLE RESULTS

Lab ID: L2040428-03 D
Client ID: S-146-20FSP20-01
Sample Location: NEW BEDFORD, MA

Date Collected: 09/23/20 08:57
Date Received: 09/24/20
Field Prep: Not Specified

Sample Depth:
Matrix: Sediment
Analytical Method: 105,8270D-SIM/680(M)
Analytical Date: 10/10/20 15:39
Analyst: MJS
Percent Solids: 96%

Extraction Method: EPA 3570
Extraction Date: 09/30/20 17:18
Cleanup Method: EPA 3630
Cleanup Date: 10/05/20

| Parameter | Result | Qualifier | Units | RL | MDL | Dilution Factor |
|---|---|---|---|---|---|---|
| PCB Congeners/Homologs - Mansfield Lab | | | | | | |
| Cl1-BZ#1-Cal/RTW | 0.948 | J | ug/kg | 1.00 | 0.500 | 5 |
| Cl1-BZ#2 | ND | | ug/kg | 1.00 | 0.500 | 5 |
| Cl1-BZ#3 | 2.32 | | ug/kg | 1.00 | 0.500 | 5 |
| Cl2-BZ#4/#10 | 10.7 | | ug/kg | 2.00 | 1.00 | 5 |
| Cl2-BZ#9 | 2.66 | | ug/kg | 1.00 | 0.500 | 5 |
| Cl2-BZ#7 | 1.81 | | ug/kg | 1.00 | 0.500 | 5 |
| Cl2-BZ#6 | 54.5 | | ug/kg | 1.00 | 0.500 | 5 |
| Cl2-BZ#5 | ND | | ug/kg | 1.00 | 0.500 | 5 |
| Cl2-BZ#8 | 57.6 | | ug/kg | 1.00 | 0.500 | 5 |
| Cl3-BZ#19 | 10.4 | | ug/kg | 1.00 | 0.500 | 5 |
| Cl2-BZ#14 | ND | | ug/kg | 1.00 | 0.500 | 5 |
| Cl3-BZ#30 | ND | | ug/kg | 1.00 | 0.500 | 5 |
| Cl3-BZ#18 | 144 | | ug/kg | 1.00 | 0.500 | 5 |
| Cl2-BZ#11 | 11.8 | | ug/kg | 1.00 | 0.500 | 5 |
| Cl3-BZ#17 | 78.1 | | ug/kg | 1.00 | 0.500 | 5 |
| Cl2-BZ#12 | ND | | ug/kg | 1.00 | 0.500 | 5 |
| Cl3-BZ#27 | 27.6 | | ug/kg | 1.00 | 0.500 | 5 |
| Cl2-BZ#13 | 47.4 | | ug/kg | 2.00 | 1.00 | 5 |
| Cl3-BZ#24 | 1.12 | | ug/kg | 1.00 | 0.500 | 5 |
| Cl3-BZ#16 | 13.8 | | ug/kg | 1.00 | 0.500 | 5 |
| Cl3-BZ#32 | 55.1 | | ug/kg | 1.00 | 0.500 | 5 |
| Cl2-BZ#15 | 52.1 | | ug/kg | 1.00 | 0.500 | 5 |
| Cl3-BZ#34 | 3.92 | | ug/kg | 1.00 | 0.500 | 5 |
| Cl3-BZ#23 | ND | | ug/kg | 1.00 | 0.500 | 5 |
| Cl4-BZ#54 | 1.13 | | ug/kg | 1.00 | 0.500 | 5 |
| Cl3-BZ#29-Cal | ND | | ug/kg | 1.00 | 0.500 | 5 |
| Cl4-BZ#50-Cal | 1.13 | | ug/kg | 1.00 | 0.500 | 5 |
| Cl3-BZ#26 | 307 | | ug/kg | 1.00 | 0.500 | 5 |

**Project Name:** NEW BEDFORD HARBOR-LTM **Lab Number:** L2040428

**Project Number:** 60597627 **Report Date:** 10/15/20

## SAMPLE RESULTS

Lab ID: L2040428-03 D Date Collected: 09/23/20 08:57

Client ID: S-146-20FSP20-01 Date Received: 09/24/20

Sample Location: NEW BEDFORD, MA Field Prep: Not Specified

Sample Depth:

| Parameter | Result | Qualifier | Units | RL | MDL | Dilution Factor |
|---|---|---|---|---|---|---|
| PCB Congeners/Homologs - Mansfield Lab | | | | | | |
| Cl3-BZ#25 | 193 | | ug/kg | 1.00 | 0.500 | 5 |
| Cl4-BZ#53 | 60.0 | | ug/kg | 1.00 | 0.500 | 5 |
| Cl3-BZ#-31 | 390 | | ug/kg | 1.00 | 0.500 | 5 |
| Cl3-BZ#28 | 368 | | ug/kg | 1.00 | 0.500 | 5 |
| Cl3-BZ#33 | 23.5 | | ug/kg | 1.00 | 0.500 | 5 |
| Cl4-BZ#51 | 24.7 | | ug/kg | 1.00 | 0.500 | 5 |
| Cl3-BZ#21/#20 | 22.4 | | ug/kg | 2.00 | 1.00 | 5 |
| Cl4-BZ#45 | 15.6 | | ug/kg | 1.00 | 0.500 | 5 |
| Cl3-BZ#22 | 55.8 | | ug/kg | 1.00 | 0.500 | 5 |
| Cl4-BZ#73/#46 | 10.7 | | ug/kg | 2.00 | 1.00 | 5 |
| Cl4-BZ#69 | 3.99 | | ug/kg | 1.00 | 0.500 | 5 |
| Cl4-BZ#43 | 4.48 | | ug/kg | 1.00 | 0.500 | 5 |
| Cl3-BZ#36 | ND | | ug/kg | 1.00 | 0.500 | 5 |
| Cl4-BZ#52 | 510 | | ug/kg | 1.00 | 0.500 | 5 |
| Cl4-BZ#48 | 18.2 | | ug/kg | 1.00 | 0.500 | 5 |
| Cl4-BZ#49 | 543 | | ug/kg | 1.00 | 0.500 | 5 |
| Cl5-BZ#104 | ND | | ug/kg | 1.00 | 0.500 | 5 |
| Cl4-BZ#47 | 164 | | ug/kg | 1.00 | 0.500 | 5 |
| Cl4-BZ#65/#75/#62 | 9.78 | | ug/kg | 3.00 | 1.50 | 5 |
| Cl3-BZ#39 | ND | | ug/kg | 1.00 | 0.500 | 5 |
| Cl3-BZ#38 | ND | | ug/kg | 1.00 | 0.500 | 5 |
| Cl4-BZ#44 | 156 | | ug/kg | 1.00 | 0.500 | 5 |
| Cl4-BZ#59 | 31.0 | | ug/kg | 1.00 | 0.500 | 5 |
| Cl4-BZ#42 | 73.0 | | ug/kg | 1.00 | 0.500 | 5 |
| Cl4-BZ#71 | 73.8 | | ug/kg | 1.00 | 0.500 | 5 |
| Cl3-BZ#35 | 3.57 | | ug/kg | 1.00 | 0.500 | 5 |
| Cl4-BZ#41 | 3.11 | | ug/kg | 1.00 | 0.500 | 5 |
| Cl4-BZ#72 | 16.8 | | ug/kg | 1.00 | 0.500 | 5 |
| Cl5-BZ#96 | 3.13 | | ug/kg | 1.00 | 0.500 | 5 |
| Cl5-BZ#103 | 10.9 | | ug/kg | 1.00 | 0.500 | 5 |
| Cl4-BZ#68/#64 | 125 | | ug/kg | 2.00 | 1.00 | 5 |
| Cl4-BZ#40 | 17.3 | | ug/kg | 1.00 | 0.500 | 5 |
| Cl3-BZ#37 | 38.6 | | ug/kg | 1.00 | 0.500 | 5 |
| Cl5-BZ#100 | 9.67 | | ug/kg | 1.00 | 0.500 | 5 |
| Cl5-BZ#94 | 1.79 | | ug/kg | 1.00 | 0.500 | 5 |
| Cl4-BZ#57 | 8.10 | | ug/kg | 1.00 | 0.500 | 5 |
| Cl4-BZ#67/#58 | 29.8 | | ug/kg | 2.00 | 1.00 | 5 |

**Project Name:** NEW BEDFORD HARBOR-LTM **Lab Number:** L2040428

**Project Number:** 60597627 **Report Date:** 10/15/20

## SAMPLE RESULTS

Lab ID: L2040428-03 D Date Collected: 09/23/20 08:57

Client ID: S-146-20FSP20-01 Date Received: 09/24/20

Sample Location: NEW BEDFORD, MA Field Prep: Not Specified

Sample Depth:

| Parameter | Result | Qualifier | Units | RL | MDL | Dilution Factor |
|---|---|---|---|---|---|---|
| PCB Congeners/Homologs - Mansfield Lab | | | | | | |
| Cl5-BZ#102 | 18.6 | | ug/kg | 1.00 | 0.500 | 5 |
| Cl4-BZ#61 | ND | | ug/kg | 1.00 | 0.500 | 5 |
| Cl5-BZ#98 | 3.19 | | ug/kg | 1.00 | 0.500 | 5 |
| Cl4-BZ#76 | ND | | ug/kg | 1.00 | 0.500 | 5 |
| Cl5-BZ#93 | ND | | ug/kg | 1.00 | 0.500 | 5 |
| Cl4-BZ#63 | 13.6 | | ug/kg | 1.00 | 0.500 | 5 |
| Cl5-BZ#121/#95/#88 | 186 | | ug/kg | 3.00 | 1.50 | 5 |
| Cl4-BZ#74 | 91.7 | | ug/kg | 1.00 | 0.500 | 5 |
| Cl6-BZ#155 | ND | | ug/kg | 1.00 | 0.500 | 5 |
| Cl4-BZ#70 | 119 | | ug/kg | 1.00 | 0.500 | 5 |
| Cl5-BZ#91 | 117 | | ug/kg | 1.00 | 0.500 | 5 |
| Cl4-BZ#66 | 150 | | ug/kg | 1.00 | 0.500 | 5 |
| Cl4-BZ#80 | ND | | ug/kg | 1.00 | 0.500 | 5 |
| Cl4-BZ#55 | 4.70 | | ug/kg | 1.00 | 0.500 | 5 |
| Cl5-BZ#92 | 72.8 | | ug/kg | 1.00 | 0.500 | 5 |
| Cl5-BZ#89/#84 | 68.9 | | ug/kg | 2.00 | 1.00 | 5 |
| Cl5-BZ#101/#90 | 312 | | ug/kg | 2.00 | 1.00 | 5 |
| Cl4-BZ#56 | 47.6 | | ug/kg | 1.00 | 0.500 | 5 |
| Cl5-BZ#113 | 4.96 | | ug/kg | 1.00 | 0.500 | 5 |
| Cl5-BZ#99 | 229 | | ug/kg | 1.00 | 0.500 | 5 |
| Cl6-BZ#150 | 1.98 | | ug/kg | 1.00 | 0.500 | 5 |
| Cl4-BZ#60 | 20.9 | | ug/kg | 1.00 | 0.500 | 5 |
| Cl6-BZ#152 | ND | | ug/kg | 1.00 | 0.500 | 5 |
| Cl5-BZ#119 | 30.9 | | ug/kg | 1.00 | 0.500 | 5 |
| Cl5-BZ#83/#125/#112 | 13.5 | | ug/kg | 3.00 | 1.50 | 5 |
| Cl5-BZ#86/#109 | ND | | ug/kg | 2.00 | 1.00 | 5 |
| Cl6-BZ#145 | ND | | ug/kg | 1.00 | 0.500 | 5 |
| Cl5-BZ#97 | 100 | | ug/kg | 1.00 | 0.500 | 5 |
| Cl6-BZ#148 | 1.29 | | ug/kg | 1.00 | 0.500 | 5 |
| Cl4-BZ#79 | ND | | ug/kg | 1.00 | 0.500 | 5 |
| Cl5-BZ#116 | ND | | ug/kg | 1.00 | 0.500 | 5 |
| Cl6-BZ#154-Cal | 11.9 | | ug/kg | 1.00 | 0.500 | 5 |
| Cl4-BZ#78 | ND | | ug/kg | 1.00 | 0.500 | 5 |
| Cl5-BZ#87/#111 | 35.8 | | ug/kg | 2.00 | 1.00 | 5 |
| Cl6-BZ#136 | 30.9 | | ug/kg | 1.00 | 0.500 | 5 |
| Cl5-BZ#117 | 12.6 | | ug/kg | 1.00 | 0.500 | 5 |
| Cl5-BZ#115 | 4.92 | | ug/kg | 1.00 | 0.500 | 5 |

**Project Name:** NEW BEDFORD HARBOR-LTM **Lab Number:** L2040428

**Project Number:** 60597627 **Report Date:** 10/15/20

## SAMPLE RESULTS

Lab ID: L2040428-03 D Date Collected: 09/23/20 08:57

Client ID: S-146-20FSP20-01 Date Received: 09/24/20

Sample Location: NEW BEDFORD, MA Field Prep: Not Specified

Sample Depth:

| Parameter | Result | Qualifier | Units | RL | MDL | Dilution Factor |
|---|---|---|---|---|---|---|
| PCB Congeners/Homologs - Mansfield Lab | | | | | | |
| Cl5-BZ#85 | 24.3 | | ug/kg | 1.00 | 0.500 | 5 |
| Cl5-BZ#120 | 2.51 | | ug/kg | 1.00 | 0.500 | 5 |
| Cl5-BZ#110 | 381 | | ug/kg | 1.00 | 0.500 | 5 |
| Cl4-BZ#81 | ND | | ug/kg | 1.00 | 0.500 | 5 |
| Cl6-BZ#151 | 32.0 | | ug/kg | 1.00 | 0.500 | 5 |
| Cl6-BZ#135 | 29.4 | | ug/kg | 1.00 | 0.500 | 5 |
| Cl5-BZ#82 | 11.5 | | ug/kg | 1.00 | 0.500 | 5 |
| Cl6-BZ#144 | 4.79 | | ug/kg | 1.00 | 0.500 | 5 |
| Cl6-BZ#147/#149 | 238 | | ug/kg | 2.00 | 1.00 | 5 |
| Cl4-BZ#77 | 16.4 | | ug/kg | 1.00 | 0.500 | 5 |
| Cl6-BZ#143/#139 | 4.86 | | ug/kg | 2.00 | 1.00 | 5 |
| Cl5-BZ#124 | 8.89 | | ug/kg | 1.00 | 0.500 | 5 |
| Cl6-BZ#140 | 1.15 | | ug/kg | 1.00 | 0.500 | 5 |
| Cl5-BZ#108 | ND | | ug/kg | 1.00 | 0.500 | 5 |
| Cl5-BZ#107/#123 | 23.4 | | ug/kg | 2.00 | 1.00 | 5 |
| Cl7-BZ#188-Cal/RTW | 0.500 | J | ug/kg | 1.00 | 0.500 | 5 |
| Cl6-BZ#134 | 15.6 | | ug/kg | 1.00 | 0.500 | 5 |
| Cl5-BZ#106 | ND | | ug/kg | 1.00 | 0.500 | 5 |
| Cl6-BZ#133 | 4.38 | | ug/kg | 1.00 | 0.500 | 5 |
| Cl6-BZ#142 | ND | | ug/kg | 1.00 | 0.500 | 5 |
| Cl5-BZ#118 | 260 | | ug/kg | 1.00 | 0.500 | 5 |
| Cl6-BZ#131 | 3.54 | | ug/kg | 1.00 | 0.500 | 5 |
| Cl7-BZ#184 | ND | | ug/kg | 1.00 | 0.500 | 5 |
| Cl6-BZ#165 | ND | | ug/kg | 1.00 | 0.500 | 5 |
| Cl6-BZ#146 | 36.8 | | ug/kg | 1.00 | 0.500 | 5 |
| Cl6-BZ#161 | ND | | ug/kg | 1.00 | 0.500 | 5 |
| Cl5-BZ#122 | ND | | ug/kg | 1.00 | 0.500 | 5 |
| Cl6-BZ#168 | ND | | ug/kg | 1.00 | 0.500 | 5 |
| Cl5-BZ#114 | 8.48 | | ug/kg | 1.00 | 0.500 | 5 |
| Cl6-BZ#153 | 239 | | ug/kg | 1.00 | 0.500 | 5 |
| Cl6-BZ#132 | 36.8 | | ug/kg | 1.00 | 0.500 | 5 |
| Cl7-BZ#179 | 8.66 | | ug/kg | 1.00 | 0.500 | 5 |
| Cl6-BZ#141 | 18.5 | | ug/kg | 1.00 | 0.500 | 5 |
| Cl7-BZ#176 | 2.17 | | ug/kg | 1.00 | 0.500 | 5 |
| Cl5-BZ#105 | 42.0 | | ug/kg | 1.00 | 0.500 | 5 |
| Cl6-BZ#137 | 12.2 | | ug/kg | 1.00 | 0.500 | 5 |
| Cl5-BZ#127 | ND | | ug/kg | 1.00 | 0.500 | 5 |

**Project Name:** NEW BEDFORD HARBOR-LTM **Lab Number:** L2040428

**Project Number:** 60597627 **Report Date:** 10/15/20

## SAMPLE RESULTS

Lab ID: L2040428-03 D Date Collected: 09/23/20 08:57

Client ID: S-146-20FSP20-01 Date Received: 09/24/20

Sample Location: NEW BEDFORD, MA Field Prep: Not Specified

Sample Depth:

| Parameter | Result | Qualifier | Units | RL | MDL | Dilution Factor |
|---|---|---|---|---|---|---|
| PCB Congeners/Homologs - Mansfield Lab | | | | | | |
| Cl7-BZ#186 | ND | | ug/kg | 1.00 | 0.500 | 5 |
| Cl6-BZ#130/#164 | 31.1 | | ug/kg | 2.00 | 1.00 | 5 |
| Cl7-BZ#178 | 5.52 | | ug/kg | 1.00 | 0.500 | 5 |
| Cl6-BZ#138 | 117 | | ug/kg | 1.00 | 0.500 | 5 |
| Cl6-BZ#163/#160 | 65.8 | | ug/kg | 2.00 | 1.00 | 5 |
| Cl6-BZ#129/#158 | 36.7 | | ug/kg | 2.00 | 1.00 | 5 |
| Cl7-BZ#182/#175 | 1.33 | J | ug/kg | 2.00 | 1.00 | 5 |
| Cl7-BZ#187 | 27.9 | | ug/kg | 1.00 | 0.500 | 5 |
| Cl7-BZ#183 | 12.2 | | ug/kg | 1.00 | 0.500 | 5 |
| Cl6-BZ#166 | 2.38 | | ug/kg | 1.00 | 0.500 | 5 |
| Cl6-BZ#159 | ND | | ug/kg | 1.00 | 0.500 | 5 |
| Cl5-BZ#126 | ND | | ug/kg | 1.00 | 0.500 | 5 |
| Cl7-BZ#185 | ND | | ug/kg | 1.00 | 0.500 | 5 |
| Cl6-BZ#162 | 1.45 | | ug/kg | 1.00 | 0.500 | 5 |
| Cl7-BZ#174 | 11.9 | | ug/kg | 1.00 | 0.500 | 5 |
| Cl6-BZ#128 | 35.4 | | ug/kg | 1.00 | 0.500 | 5 |
| Cl8-BZ#202 | 2.13 | | ug/kg | 1.00 | 0.500 | 5 |
| Cl6-BZ#167 | 15.4 | | ug/kg | 1.00 | 0.500 | 5 |
| Cl7-BZ#181 | 1.08 | | ug/kg | 1.00 | 0.500 | 5 |
| Cl7-BZ#177 | 10.7 | | ug/kg | 1.00 | 0.500 | 5 |
| Cl8-BZ#204/#200-CAL | 1.25 | J | ug/kg | 2.00 | 1.00 | 5 |
| Cl7-BZ#171 | 6.94 | | ug/kg | 1.00 | 0.500 | 5 |
| Cl7-BZ#173 | ND | | ug/kg | 1.00 | 0.500 | 5 |
| Cl8-BZ#197 | ND | | ug/kg | 1.00 | 0.500 | 5 |
| Cl7-BZ#172 | 4.52 | | ug/kg | 1.00 | 0.500 | 5 |
| Cl7-BZ#192 | ND | | ug/kg | 1.00 | 0.500 | 5 |
| Cl6-BZ#156 | 26.7 | | ug/kg | 1.00 | 0.500 | 5 |
| Cl6-BZ#157 | 5.81 | | ug/kg | 1.00 | 0.500 | 5 |
| Cl7-BZ#180 | 32.6 | | ug/kg | 1.00 | 0.500 | 5 |
| Cl7-BZ#193 | 2.57 | | ug/kg | 1.00 | 0.500 | 5 |
| Cl8-BZ#199 | ND | | ug/kg | 1.00 | 0.500 | 5 |
| Cl7-BZ#191 | ND | | ug/kg | 1.00 | 0.500 | 5 |
| Cl8-BZ#198 | ND | | ug/kg | 1.00 | 0.500 | 5 |
| Cl8-BZ#201 | 7.19 | | ug/kg | 1.00 | 0.500 | 5 |
| Cl7-BZ#170 | 23.0 | | ug/kg | 1.00 | 0.500 | 5 |
| Cl7-BZ#190 | 5.04 | | ug/kg | 1.00 | 0.500 | 5 |
| Cl8-BZ#196 | 4.30 | | ug/kg | 1.00 | 0.500 | 5 |

**Project Name:** NEW BEDFORD HARBOR-LTM **Lab Number:** L2040428

**Project Number:** 60597627 **Report Date:** 10/15/20

## SAMPLE RESULTS

Lab ID: L2040428-03 D Date Collected: 09/23/20 08:57

Client ID: S-146-20FSP20-01 Date Received: 09/24/20

Sample Location: NEW BEDFORD, MA Field Prep: Not Specified

Sample Depth:

| Parameter | Result | Qualifier | Units | RL | MDL | Dilution Factor |
|---|---|---|---|---|---|---|
| PCB Congeners/Homologs - Mansfield Lab | | | | | | |
| Cl8-BZ#203 | 3.69 | | ug/kg | 1.00 | 0.500 | 5 |
| Cl6-BZ#169 | ND | | ug/kg | 1.00 | 0.500 | 5 |
| Cl9-BZ#208 | 2.07 | | ug/kg | 1.00 | 0.500 | 5 |
| Cl9-BZ#207 | 0.838 | J | ug/kg | 1.00 | 0.500 | 5 |
| Cl7-BZ#189 | ND | | ug/kg | 1.00 | 0.500 | 5 |
| Cl8-BZ#195 | 3.74 | | ug/kg | 1.00 | 0.500 | 5 |
| Cl8-BZ#194 | 8.63 | | ug/kg | 1.00 | 0.500 | 5 |
| Cl8-BZ#205 | ND | | ug/kg | 1.00 | 0.500 | 5 |
| Cl9-BZ#206-Cal/RTW | 5.23 | | ug/kg | 1.00 | 0.500 | 5 |
| Cl10-BZ#209-Cal/RTW | 2.42 | | ug/kg | 1.00 | 0.500 | 5 |
| Monochlorobiphenyls | 3.27 | | ug/kg | 1.00 | 0.500 | 5 |
| Dichlorobiphenyls | 239 | | ug/kg | 1.00 | 0.500 | 5 |
| Trichlorobiphenyls | 1740 | | ug/kg | 1.00 | 0.500 | 5 |
| Tetrachlorobiphenyls | 2360 | | ug/kg | 1.00 | 0.500 | 5 |
| Pentachlorobiphenyls | 2000 | | ug/kg | 1.00 | 0.500 | 5 |
| Hexachlorobiphenyls | 1060 | | ug/kg | 1.00 | 0.500 | 5 |
| Heptachlorobiphenyls | 157 | | ug/kg | 1.00 | 0.500 | 5 |
| Octachlorobiphenyls | 30.9 | | ug/kg | 1.00 | 0.500 | 5 |
| Nonachlorobiphenyls | 8.14 | | ug/kg | 1.00 | 0.500 | 5 |
| Decachlorobiphenyl | 2.42 | | ug/kg | 1.00 | 0.500 | 5 |
| Total PCB | 7600 | | ug/kg | 1.00 | NA | 5 |

| Surrogate | % Recovery | Qualifier | Acceptance Criteria |
|---|---|---|---|
| Cl3-BZ#19-C13 (surr) | 60 | | 50-125 |
| Cl8-BZ#202-C13 (surr) | 73 | | 50-125 |

**Project Name:** NEW BEDFORD HARBOR-LTM **Lab Number:** L2040428

**Project Number:** 60597627 **Report Date:** 10/15/20

## SAMPLE RESULTS

Lab ID: L2040428-04 D
Client ID: S-147-20FSP20-01
Sample Location: NEW BEDFORD, MA

Date Collected: 09/23/20 10:26
Date Received: 09/24/20
Field Prep: Not Specified

Sample Depth:
Matrix: Sediment
Analytical Method: 105,8270D-SIM/680(M)
Analytical Date: 10/10/20 16:54
Analyst: MJS
Percent Solids: 97%

Extraction Method: EPA 3570
Extraction Date: 09/30/20 17:18
Cleanup Method: EPA 3630
Cleanup Date: 10/05/20

| Parameter | Result | Qualifier | Units | RL | MDL | Dilution Factor |
|---|---|---|---|---|---|---|
| PCB Congeners/Homologs - Mansfield Lab | | | | | | |
| Cl1-BZ#1-Cal/RTW | 0.841 | J | ug/kg | 1.01 | 0.506 | 5 |
| Cl1-BZ#2 | 0.900 | J | ug/kg | 1.01 | 0.506 | 5 |
| Cl1-BZ#3 | 3.05 | | ug/kg | 1.01 | 0.506 | 5 |
| Cl2-BZ#4/#10 | 9.01 | | ug/kg | 2.02 | 1.01 | 5 |
| Cl2-BZ#9 | 2.23 | | ug/kg | 1.01 | 0.506 | 5 |
| Cl2-BZ#7 | 1.64 | | ug/kg | 1.01 | 0.506 | 5 |
| Cl2-BZ#6 | 49.8 | | ug/kg | 1.01 | 0.506 | 5 |
| Cl2-BZ#5 | ND | | ug/kg | 1.01 | 0.506 | 5 |
| Cl2-BZ#8 | 54.5 | | ug/kg | 1.01 | 0.506 | 5 |
| Cl3-BZ#19 | 11.4 | | ug/kg | 1.01 | 0.506 | 5 |
| Cl2-BZ#14 | ND | | ug/kg | 1.01 | 0.506 | 5 |
| Cl3-BZ#30 | ND | | ug/kg | 1.01 | 0.506 | 5 |
| Cl3-BZ#18 | 139 | | ug/kg | 1.01 | 0.506 | 5 |
| Cl2-BZ#11 | 11.8 | | ug/kg | 1.01 | 0.506 | 5 |
| Cl3-BZ#17 | 74.3 | | ug/kg | 1.01 | 0.506 | 5 |
| Cl2-BZ#12 | ND | | ug/kg | 1.01 | 0.506 | 5 |
| Cl3-BZ#27 | 31.6 | | ug/kg | 1.01 | 0.506 | 5 |
| Cl2-BZ#13 | 50.1 | | ug/kg | 2.02 | 1.01 | 5 |
| Cl3-BZ#24 | 0.586 | J | ug/kg | 1.01 | 0.506 | 5 |
| Cl3-BZ#16 | 9.75 | | ug/kg | 1.01 | 0.506 | 5 |
| Cl3-BZ#32 | 60.3 | | ug/kg | 1.01 | 0.506 | 5 |
| Cl2-BZ#15 | 57.3 | | ug/kg | 1.01 | 0.506 | 5 |
| Cl3-BZ#34 | 4.01 | | ug/kg | 1.01 | 0.506 | 5 |
| Cl3-BZ#23 | ND | | ug/kg | 1.01 | 0.506 | 5 |
| Cl4-BZ#54 | 1.75 | | ug/kg | 1.01 | 0.506 | 5 |
| Cl3-BZ#29-Cal | ND | | ug/kg | 1.01 | 0.506 | 5 |
| Cl4-BZ#50-Cal | 1.88 | | ug/kg | 1.01 | 0.506 | 5 |
| Cl3-BZ#26 | 310 | | ug/kg | 1.01 | 0.506 | 5 |

**Project Name:** NEW BEDFORD HARBOR-LTM **Lab Number:** L2040428

**Project Number:** 60597627 **Report Date:** 10/15/20

## SAMPLE RESULTS

Lab ID: L2040428-04 D
Client ID: S-147-20FSP20-01
Sample Location: NEW BEDFORD, MA

Date Collected: 09/23/20 10:26
Date Received: 09/24/20
Field Prep: Not Specified

Sample Depth:

| Parameter | Result | Qualifier | Units | RL | MDL | Dilution Factor |
|---|---|---|---|---|---|---|
| PCB Congeners/Homologs - Mansfield Lab | | | | | | |
| Cl3-BZ#25 | 202 | | ug/kg | 1.01 | 0.506 | 5 |
| Cl4-BZ#53 | 73.8 | | ug/kg | 1.01 | 0.506 | 5 |
| Cl3-BZ#-31 | 377 | | ug/kg | 1.01 | 0.506 | 5 |
| Cl3-BZ#28 | 368 | | ug/kg | 1.01 | 0.506 | 5 |
| Cl3-BZ#33 | 20.0 | | ug/kg | 1.01 | 0.506 | 5 |
| Cl4-BZ#51 | 32.1 | | ug/kg | 1.01 | 0.506 | 5 |
| Cl3-BZ#21/#20 | 18.0 | | ug/kg | 2.02 | 1.01 | 5 |
| Cl4-BZ#45 | 12.0 | | ug/kg | 1.01 | 0.506 | 5 |
| Cl3-BZ#22 | 47.1 | | ug/kg | 1.01 | 0.506 | 5 |
| Cl4-BZ#73/#46 | 10.6 | | ug/kg | 2.02 | 1.01 | 5 |
| Cl4-BZ#69 | 4.73 | | ug/kg | 1.01 | 0.506 | 5 |
| Cl4-BZ#43 | 3.42 | | ug/kg | 1.01 | 0.506 | 5 |
| Cl3-BZ#36 | 0.910 | J | ug/kg | 1.01 | 0.506 | 5 |
| Cl4-BZ#52 | 522 | | ug/kg | 1.01 | 0.506 | 5 |
| Cl4-BZ#48 | 14.5 | | ug/kg | 1.01 | 0.506 | 5 |
| Cl4-BZ#49 | 563 | | ug/kg | 1.01 | 0.506 | 5 |
| Cl5-BZ#104 | 0.591 | J | ug/kg | 1.01 | 0.506 | 5 |
| Cl4-BZ#47 | 166 | | ug/kg | 1.01 | 0.506 | 5 |
| Cl4-BZ#65/#75/#62 | 12.0 | | ug/kg | 3.03 | 1.52 | 5 |
| Cl3-BZ#39 | 1.85 | | ug/kg | 1.01 | 0.506 | 5 |
| Cl3-BZ#38 | ND | | ug/kg | 1.01 | 0.506 | 5 |
| Cl4-BZ#44 | 130 | | ug/kg | 1.01 | 0.506 | 5 |
| Cl4-BZ#59 | 27.3 | | ug/kg | 1.01 | 0.506 | 5 |
| Cl4-BZ#42 | 61.7 | | ug/kg | 1.01 | 0.506 | 5 |
| Cl4-BZ#71 | 76.3 | | ug/kg | 1.01 | 0.506 | 5 |
| Cl3-BZ#35 | 2.68 | | ug/kg | 1.01 | 0.506 | 5 |
| Cl4-BZ#41 | 1.29 | | ug/kg | 1.01 | 0.506 | 5 |
| Cl4-BZ#72 | 19.4 | | ug/kg | 1.01 | 0.506 | 5 |
| Cl5-BZ#96 | 3.04 | | ug/kg | 1.01 | 0.506 | 5 |
| Cl5-BZ#103 | 11.7 | | ug/kg | 1.01 | 0.506 | 5 |
| Cl4-BZ#68/#64 | 109 | | ug/kg | 2.02 | 1.01 | 5 |
| Cl4-BZ#40 | 16.5 | | ug/kg | 1.01 | 0.506 | 5 |
| Cl3-BZ#37 | 37.7 | | ug/kg | 1.01 | 0.506 | 5 |
| Cl5-BZ#100 | 11.6 | | ug/kg | 1.01 | 0.506 | 5 |
| Cl5-BZ#94 | 1.65 | | ug/kg | 1.01 | 0.506 | 5 |
| Cl4-BZ#57 | 8.32 | | ug/kg | 1.01 | 0.506 | 5 |
| Cl4-BZ#67/#58 | 26.3 | | ug/kg | 2.02 | 1.01 | 5 |

**Project Name:** NEW BEDFORD HARBOR-LTM **Lab Number:** L2040428

**Project Number:** 60597627 **Report Date:** 10/15/20

## SAMPLE RESULTS

Lab ID: L2040428-04 D Date Collected: 09/23/20 10:26

Client ID: S-147-20FSP20-01 Date Received: 09/24/20

Sample Location: NEW BEDFORD, MA Field Prep: Not Specified

Sample Depth:

| Parameter | Result | Qualifier | Units | RL | MDL | Dilution Factor |
|---|---|---|---|---|---|---|
| PCB Congeners/Homologs - Mansfield Lab | | | | | | |
| Cl5-BZ#102 | 24.1 | | ug/kg | 1.01 | 0.506 | 5 |
| Cl4-BZ#61 | ND | | ug/kg | 1.01 | 0.506 | 5 |
| Cl5-BZ#98 | 3.18 | | ug/kg | 1.01 | 0.506 | 5 |
| Cl4-BZ#76 | ND | | ug/kg | 1.01 | 0.506 | 5 |
| Cl5-BZ#93 | 1.45 | | ug/kg | 1.01 | 0.506 | 5 |
| Cl4-BZ#63 | 11.3 | | ug/kg | 1.01 | 0.506 | 5 |
| Cl5-BZ#121/#95/#88 | 161 | | ug/kg | 3.03 | 1.52 | 5 |
| Cl4-BZ#74 | 78.7 | | ug/kg | 1.01 | 0.506 | 5 |
| Cl6-BZ#155 | ND | | ug/kg | 1.01 | 0.506 | 5 |
| Cl4-BZ#70 | 91.4 | | ug/kg | 1.01 | 0.506 | 5 |
| Cl5-BZ#91 | 106 | | ug/kg | 1.01 | 0.506 | 5 |
| Cl4-BZ#66 | 126 | | ug/kg | 1.01 | 0.506 | 5 |
| Cl4-BZ#80 | ND | | ug/kg | 1.01 | 0.506 | 5 |
| Cl4-BZ#55 | 5.37 | | ug/kg | 1.01 | 0.506 | 5 |
| Cl5-BZ#92 | 66.3 | | ug/kg | 1.01 | 0.506 | 5 |
| Cl5-BZ#89/#84 | 59.9 | | ug/kg | 2.02 | 1.01 | 5 |
| Cl5-BZ#101/#90 | 249 | | ug/kg | 2.02 | 1.01 | 5 |
| Cl4-BZ#56 | 37.4 | | ug/kg | 1.01 | 0.506 | 5 |
| Cl5-BZ#113 | 6.81 | | ug/kg | 1.01 | 0.506 | 5 |
| Cl5-BZ#99 | 201 | | ug/kg | 1.01 | 0.506 | 5 |
| Cl6-BZ#150 | 2.59 | | ug/kg | 1.01 | 0.506 | 5 |
| Cl4-BZ#60 | 17.2 | | ug/kg | 1.01 | 0.506 | 5 |
| Cl6-BZ#152 | ND | | ug/kg | 1.01 | 0.506 | 5 |
| Cl5-BZ#119 | 31.3 | | ug/kg | 1.01 | 0.506 | 5 |
| Cl5-BZ#83/#125/#112 | 15.7 | | ug/kg | 3.03 | 1.52 | 5 |
| Cl5-BZ#86/#109 | ND | | ug/kg | 2.02 | 1.01 | 5 |
| Cl6-BZ#145 | ND | | ug/kg | 1.01 | 0.506 | 5 |
| Cl5-BZ#97 | 77.7 | | ug/kg | 1.01 | 0.506 | 5 |
| Cl6-BZ#148 | 1.44 | | ug/kg | 1.01 | 0.506 | 5 |
| Cl4-BZ#79 | ND | | ug/kg | 1.01 | 0.506 | 5 |
| Cl5-BZ#116 | ND | | ug/kg | 1.01 | 0.506 | 5 |
| Cl6-BZ#154-Cal | 14.6 | | ug/kg | 1.01 | 0.506 | 5 |
| Cl4-BZ#78 | ND | | ug/kg | 1.01 | 0.506 | 5 |
| Cl5-BZ#87/#111 | 24.9 | | ug/kg | 2.02 | 1.01 | 5 |
| Cl6-BZ#136 | 29.7 | | ug/kg | 1.01 | 0.506 | 5 |
| Cl5-BZ#117 | 11.7 | | ug/kg | 1.01 | 0.506 | 5 |
| Cl5-BZ#115 | 4.30 | | ug/kg | 1.01 | 0.506 | 5 |

**Project Name:** NEW BEDFORD HARBOR-LTM **Lab Number:** L2040428

**Project Number:** 60597627 **Report Date:** 10/15/20

## SAMPLE RESULTS

Lab ID: L2040428-04 D Date Collected: 09/23/20 10:26

Client ID: S-147-20FSP20-01 Date Received: 09/24/20

Sample Location: NEW BEDFORD, MA Field Prep: Not Specified

Sample Depth:

| Parameter | Result | Qualifier | Units | RL | MDL | Dilution Factor |
|---|---|---|---|---|---|---|
| PCB Congeners/Homologs - Mansfield Lab | | | | | | |
| Cl5-BZ#85 | 21.2 | | ug/kg | 1.01 | 0.506 | 5 |
| Cl5-BZ#120 | 2.58 | | ug/kg | 1.01 | 0.506 | 5 |
| Cl5-BZ#110 | 327 | | ug/kg | 1.01 | 0.506 | 5 |
| Cl4-BZ#81 | ND | | ug/kg | 1.01 | 0.506 | 5 |
| Cl6-BZ#151 | 27.4 | | ug/kg | 1.01 | 0.506 | 5 |
| Cl6-BZ#135 | 25.9 | | ug/kg | 1.01 | 0.506 | 5 |
| Cl5-BZ#82 | 8.11 | | ug/kg | 1.01 | 0.506 | 5 |
| Cl6-BZ#144 | 3.34 | | ug/kg | 1.01 | 0.506 | 5 |
| Cl6-BZ#147/#149 | 223 | | ug/kg | 2.02 | 1.01 | 5 |
| Cl4-BZ#77 | 15.5 | | ug/kg | 1.01 | 0.506 | 5 |
| Cl6-BZ#143/#139 | 3.62 | | ug/kg | 2.02 | 1.01 | 5 |
| Cl5-BZ#124 | 6.66 | | ug/kg | 1.01 | 0.506 | 5 |
| Cl6-BZ#140 | 0.938 | J | ug/kg | 1.01 | 0.506 | 5 |
| Cl5-BZ#108 | ND | | ug/kg | 1.01 | 0.506 | 5 |
| Cl5-BZ#107/#123 | 18.4 | | ug/kg | 2.02 | 1.01 | 5 |
| Cl7-BZ#188-Cal/RTW | ND | | ug/kg | 1.01 | 0.506 | 5 |
| Cl6-BZ#134 | 13.7 | | ug/kg | 1.01 | 0.506 | 5 |
| Cl5-BZ#106 | ND | | ug/kg | 1.01 | 0.506 | 5 |
| Cl6-BZ#133 | 4.67 | | ug/kg | 1.01 | 0.506 | 5 |
| Cl6-BZ#142 | ND | | ug/kg | 1.01 | 0.506 | 5 |
| Cl5-BZ#118 | 208 | | ug/kg | 1.01 | 0.506 | 5 |
| Cl6-BZ#131 | 2.80 | | ug/kg | 1.01 | 0.506 | 5 |
| Cl7-BZ#184 | ND | | ug/kg | 1.01 | 0.506 | 5 |
| Cl6-BZ#165 | ND | | ug/kg | 1.01 | 0.506 | 5 |
| Cl6-BZ#146 | 34.1 | | ug/kg | 1.01 | 0.506 | 5 |
| Cl6-BZ#161 | ND | | ug/kg | 1.01 | 0.506 | 5 |
| Cl5-BZ#122 | 2.20 | | ug/kg | 1.01 | 0.506 | 5 |
| Cl6-BZ#168 | ND | | ug/kg | 1.01 | 0.506 | 5 |
| Cl5-BZ#114 | 6.89 | | ug/kg | 1.01 | 0.506 | 5 |
| Cl6-BZ#153 | 218 | | ug/kg | 1.01 | 0.506 | 5 |
| Cl6-BZ#132 | 27.7 | | ug/kg | 1.01 | 0.506 | 5 |
| Cl7-BZ#179 | 7.87 | | ug/kg | 1.01 | 0.506 | 5 |
| Cl6-BZ#141 | 12.1 | | ug/kg | 1.01 | 0.506 | 5 |
| Cl7-BZ#176 | 1.88 | | ug/kg | 1.01 | 0.506 | 5 |
| Cl5-BZ#105 | 29.4 | | ug/kg | 1.01 | 0.506 | 5 |
| Cl6-BZ#137 | 9.70 | | ug/kg | 1.01 | 0.506 | 5 |
| Cl5-BZ#127 | ND | | ug/kg | 1.01 | 0.506 | 5 |

**Project Name:** NEW BEDFORD HARBOR-LTM **Lab Number:** L2040428

**Project Number:** 60597627 **Report Date:** 10/15/20

## SAMPLE RESULTS

Lab ID: L2040428-04 D Date Collected: 09/23/20 10:26

Client ID: S-147-20FSP20-01 Date Received: 09/24/20

Sample Location: NEW BEDFORD, MA Field Prep: Not Specified

Sample Depth:

| Parameter | Result | Qualifier | Units | RL | MDL | Dilution Factor |
|---|---|---|---|---|---|---|
| PCB Congeners/Homologs - Mansfield Lab | | | | | | |
| Cl7-BZ#186 | ND | | ug/kg | 1.01 | 0.506 | 5 |
| Cl6-BZ#130/#164 | 25.4 | | ug/kg | 2.02 | 1.01 | 5 |
| Cl7-BZ#178 | 4.94 | | ug/kg | 1.01 | 0.506 | 5 |
| Cl6-BZ#138 | 92.9 | | ug/kg | 1.01 | 0.506 | 5 |
| Cl6-BZ#163/#160 | 62.0 | | ug/kg | 2.02 | 1.01 | 5 |
| Cl6-BZ#129/#158 | 27.8 | | ug/kg | 2.02 | 1.01 | 5 |
| Cl7-BZ#182/#175 | ND | | ug/kg | 2.02 | 1.01 | 5 |
| Cl7-BZ#187 | 27.9 | | ug/kg | 1.01 | 0.506 | 5 |
| Cl7-BZ#183 | 10.3 | | ug/kg | 1.01 | 0.506 | 5 |
| Cl6-BZ#166 | 1.75 | | ug/kg | 1.01 | 0.506 | 5 |
| Cl6-BZ#159 | ND | | ug/kg | 1.01 | 0.506 | 5 |
| Cl5-BZ#126 | ND | | ug/kg | 1.01 | 0.506 | 5 |
| Cl7-BZ#185 | 1.34 | | ug/kg | 1.01 | 0.506 | 5 |
| Cl6-BZ#162 | 1.46 | | ug/kg | 1.01 | 0.506 | 5 |
| Cl7-BZ#174 | 8.13 | | ug/kg | 1.01 | 0.506 | 5 |
| Cl6-BZ#128 | 27.4 | | ug/kg | 1.01 | 0.506 | 5 |
| Cl8-BZ#202 | 2.48 | | ug/kg | 1.01 | 0.506 | 5 |
| Cl6-BZ#167 | 13.2 | | ug/kg | 1.01 | 0.506 | 5 |
| Cl7-BZ#181 | ND | | ug/kg | 1.01 | 0.506 | 5 |
| Cl7-BZ#177 | 8.38 | | ug/kg | 1.01 | 0.506 | 5 |
| Cl8-BZ#204/#200-CAL | 1.92 | J | ug/kg | 2.02 | 1.01 | 5 |
| Cl7-BZ#171 | 6.01 | | ug/kg | 1.01 | 0.506 | 5 |
| Cl7-BZ#173 | ND | | ug/kg | 1.01 | 0.506 | 5 |
| Cl8-BZ#197 | ND | | ug/kg | 1.01 | 0.506 | 5 |
| Cl7-BZ#172 | 3.32 | | ug/kg | 1.01 | 0.506 | 5 |
| Cl7-BZ#192 | ND | | ug/kg | 1.01 | 0.506 | 5 |
| Cl6-BZ#156 | 20.2 | | ug/kg | 1.01 | 0.506 | 5 |
| Cl6-BZ#157 | 5.21 | | ug/kg | 1.01 | 0.506 | 5 |
| Cl7-BZ#180 | 27.1 | | ug/kg | 1.01 | 0.506 | 5 |
| Cl7-BZ#193 | 2.23 | | ug/kg | 1.01 | 0.506 | 5 |
| Cl8-BZ#199 | ND | | ug/kg | 1.01 | 0.506 | 5 |
| Cl7-BZ#191 | 1.50 | | ug/kg | 1.01 | 0.506 | 5 |
| Cl8-BZ#198 | ND | | ug/kg | 1.01 | 0.506 | 5 |
| Cl8-BZ#201 | 5.13 | | ug/kg | 1.01 | 0.506 | 5 |
| Cl7-BZ#170 | 20.5 | | ug/kg | 1.01 | 0.506 | 5 |
| Cl7-BZ#190 | 4.94 | | ug/kg | 1.01 | 0.506 | 5 |
| Cl8-BZ#196 | 4.32 | | ug/kg | 1.01 | 0.506 | 5 |

**Project Name:** NEW BEDFORD HARBOR-LTM **Lab Number:** L2040428

**Project Number:** 60597627 **Report Date:** 10/15/20

## SAMPLE RESULTS

Lab ID: L2040428-04 D Date Collected: 09/23/20 10:26

Client ID: S-147-20FSP20-01 Date Received: 09/24/20

Sample Location: NEW BEDFORD, MA Field Prep: Not Specified

Sample Depth:

| Parameter | Result | Qualifier | Units | RL | MDL | Dilution Factor |
|---|---|---|---|---|---|---|
| PCB Congeners/Homologs - Mansfield Lab | | | | | | |
| Cl8-BZ#203 | 4.25 | | ug/kg | 1.01 | 0.506 | 5 |
| Cl6-BZ#169 | ND | | ug/kg | 1.01 | 0.506 | 5 |
| Cl9-BZ#208 | 1.61 | | ug/kg | 1.01 | 0.506 | 5 |
| Cl9-BZ#207 | ND | | ug/kg | 1.01 | 0.506 | 5 |
| Cl7-BZ#189 | 3.24 | | ug/kg | 1.01 | 0.506 | 5 |
| Cl8-BZ#195 | 4.29 | | ug/kg | 1.01 | 0.506 | 5 |
| Cl8-BZ#194 | 9.29 | | ug/kg | 1.01 | 0.506 | 5 |
| Cl8-BZ#205 | ND | | ug/kg | 1.01 | 0.506 | 5 |
| Cl9-BZ#206-Cal/RTW | 3.60 | | ug/kg | 1.01 | 0.506 | 5 |
| Cl10-BZ#209-Cal/RTW | 2.22 | | ug/kg | 1.01 | 0.506 | 5 |
| Monochlorobiphenyls | 4.79 | | ug/kg | 1.01 | 0.506 | 5 |
| Dichlorobiphenyls | 236 | | ug/kg | 1.01 | 0.506 | 5 |
| Trichlorobiphenyls | 1720 | | ug/kg | 1.01 | 0.506 | 5 |
| Tetrachlorobiphenyls | 2280 | | ug/kg | 1.01 | 0.506 | 5 |
| Pentachlorobiphenyls | 1700 | | ug/kg | 1.01 | 0.506 | 5 |
| Hexachlorobiphenyls | 933 | | ug/kg | 1.01 | 0.506 | 5 |
| Heptachlorobiphenyls | 140 | | ug/kg | 1.01 | 0.506 | 5 |
| Octachlorobiphenyls | 31.7 | | ug/kg | 1.01 | 0.506 | 5 |
| Nonachlorobiphenyls | 5.21 | | ug/kg | 1.01 | 0.506 | 5 |
| Decachlorobiphenyl | 2.22 | | ug/kg | 1.01 | 0.506 | 5 |
| Total PCB | 7050 | | ug/kg | 1.01 | NA | 5 |

| Surrogate | % Recovery | Qualifier | Acceptance Criteria |
|---|---|---|---|
| Cl3-BZ#19-C13 (surr) | 58 | | 50-125 |
| Cl8-BZ#202-C13 (surr) | 65 | | 50-125 |

**Project Name:** NEW BEDFORD HARBOR-LTM **Lab Number:** L2040428

**Project Number:** 60597627 **Report Date:** 10/15/20

## SAMPLE RESULTS

Lab ID: L2040428-05 D
Client ID: S-150-20FSP20-01
Sample Location: NEW BEDFORD, MA

Date Collected: 09/23/20 11:31
Date Received: 09/24/20
Field Prep: Not Specified

Sample Depth:
Matrix: Sediment
Analytical Method: 105,8270D-SIM/680(M)
Analytical Date: 10/10/20 19:24
Analyst: MJS
Percent Solids: 96%

Extraction Method: EPA 3570
Extraction Date: 09/30/20 17:18
Cleanup Method: EPA 3630
Cleanup Date: 10/05/20

| Parameter | Result | Qualifier | Units | RL | MDL | Dilution Factor |
|---|---|---|---|---|---|---|
| PCB Congeners/Homologs - Mansfield Lab | | | | | | |
| Cl1-BZ#1-Cal/RTW | 1.22 | J | ug/kg | 1.99 | 0.996 | 10 |
| Cl1-BZ#2 | 1.18 | J | ug/kg | 1.99 | 0.996 | 10 |
| Cl1-BZ#3 | 3.63 | | ug/kg | 1.99 | 0.996 | 10 |
| Cl2-BZ#4/#10 | 17.7 | | ug/kg | 3.98 | 1.99 | 10 |
| Cl2-BZ#9 | 4.40 | | ug/kg | 1.99 | 0.996 | 10 |
| Cl2-BZ#7 | 3.05 | | ug/kg | 1.99 | 0.996 | 10 |
| Cl2-BZ#6 | 80.2 | | ug/kg | 1.99 | 0.996 | 10 |
| Cl2-BZ#5 | ND | | ug/kg | 1.99 | 0.996 | 10 |
| Cl2-BZ#8 | 97.4 | | ug/kg | 1.99 | 0.996 | 10 |
| Cl3-BZ#19 | 21.6 | | ug/kg | 1.99 | 0.996 | 10 |
| Cl2-BZ#14 | ND | | ug/kg | 1.99 | 0.996 | 10 |
| Cl3-BZ#30 | ND | | ug/kg | 1.99 | 0.996 | 10 |
| Cl3-BZ#18 | 248 | | ug/kg | 1.99 | 0.996 | 10 |
| Cl2-BZ#11 | 16.8 | | ug/kg | 1.99 | 0.996 | 10 |
| Cl3-BZ#17 | 135 | | ug/kg | 1.99 | 0.996 | 10 |
| Cl2-BZ#12 | ND | | ug/kg | 1.99 | 0.996 | 10 |
| Cl3-BZ#27 | 45.4 | | ug/kg | 1.99 | 0.996 | 10 |
| Cl2-BZ#13 | 72.8 | | ug/kg | 3.98 | 1.99 | 10 |
| Cl3-BZ#24 | 1.26 | J | ug/kg | 1.99 | 0.996 | 10 |
| Cl3-BZ#16 | 20.1 | | ug/kg | 1.99 | 0.996 | 10 |
| Cl3-BZ#32 | 99.8 | | ug/kg | 1.99 | 0.996 | 10 |
| Cl2-BZ#15 | 93.2 | | ug/kg | 1.99 | 0.996 | 10 |
| Cl3-BZ#34 | 6.72 | | ug/kg | 1.99 | 0.996 | 10 |
| Cl3-BZ#23 | ND | | ug/kg | 1.99 | 0.996 | 10 |
| Cl4-BZ#54 | 2.44 | | ug/kg | 1.99 | 0.996 | 10 |
| Cl3-BZ#29-Cal | ND | | ug/kg | 1.99 | 0.996 | 10 |
| Cl4-BZ#50-Cal | 2.40 | | ug/kg | 1.99 | 0.996 | 10 |
| Cl3-BZ#26 | 493 | | ug/kg | 1.99 | 0.996 | 10 |

**Project Name:** NEW BEDFORD HARBOR-LTM **Lab Number:** L2040428

**Project Number:** 60597627 **Report Date:** 10/15/20

## SAMPLE RESULTS

Lab ID: L2040428-05 D Date Collected: 09/23/20 11:31

Client ID: S-150-20FSP20-01 Date Received: 09/24/20

Sample Location: NEW BEDFORD, MA Field Prep: Not Specified

Sample Depth:

| Parameter | Result | Qualifier | Units | RL | MDL | Dilution Factor |
|---|---|---|---|---|---|---|
| PCB Congeners/Homologs - Mansfield Lab | | | | | | |
| Cl3-BZ#25 | 305 | | ug/kg | 1.99 | 0.996 | 10 |
| Cl4-BZ#53 | 113 | | ug/kg | 1.99 | 0.996 | 10 |
| Cl3-BZ#-31 | 672 | | ug/kg | 1.99 | 0.996 | 10 |
| Cl3-BZ#28 | 631 | | ug/kg | 1.99 | 0.996 | 10 |
| Cl3-BZ#33 | 63.9 | | ug/kg | 1.99 | 0.996 | 10 |
| Cl4-BZ#51 | 45.3 | | ug/kg | 1.99 | 0.996 | 10 |
| Cl3-BZ#21/#20 | 35.6 | | ug/kg | 3.98 | 1.99 | 10 |
| Cl4-BZ#45 | 26.1 | | ug/kg | 1.99 | 0.996 | 10 |
| Cl3-BZ#22 | 96.9 | | ug/kg | 1.99 | 0.996 | 10 |
| Cl4-BZ#73/#46 | 15.9 | | ug/kg | 3.98 | 1.99 | 10 |
| Cl4-BZ#69 | 5.59 | | ug/kg | 1.99 | 0.996 | 10 |
| Cl4-BZ#43 | 6.53 | | ug/kg | 1.99 | 0.996 | 10 |
| Cl3-BZ#36 | 1.79 | J | ug/kg | 1.99 | 0.996 | 10 |
| Cl4-BZ#52 | 864 | | ug/kg | 1.99 | 0.996 | 10 |
| Cl4-BZ#48 | 39.8 | | ug/kg | 1.99 | 0.996 | 10 |
| Cl4-BZ#49 | 935 | | ug/kg | 1.99 | 0.996 | 10 |
| Cl5-BZ#104 | ND | | ug/kg | 1.99 | 0.996 | 10 |
| Cl4-BZ#47 | 290 | | ug/kg | 1.99 | 0.996 | 10 |
| Cl4-BZ#65/#75/#62 | 15.9 | | ug/kg | 5.98 | 2.99 | 10 |
| Cl3-BZ#39 | 3.03 | | ug/kg | 1.99 | 0.996 | 10 |
| Cl3-BZ#38 | ND | | ug/kg | 1.99 | 0.996 | 10 |
| Cl4-BZ#44 | 271 | | ug/kg | 1.99 | 0.996 | 10 |
| Cl4-BZ#59 | 48.7 | | ug/kg | 1.99 | 0.996 | 10 |
| Cl4-BZ#42 | 130 | | ug/kg | 1.99 | 0.996 | 10 |
| Cl4-BZ#71 | 133 | | ug/kg | 1.99 | 0.996 | 10 |
| Cl3-BZ#35 | 5.64 | | ug/kg | 1.99 | 0.996 | 10 |
| Cl4-BZ#41 | 4.03 | | ug/kg | 1.99 | 0.996 | 10 |
| Cl4-BZ#72 | 27.6 | | ug/kg | 1.99 | 0.996 | 10 |
| Cl5-BZ#96 | 4.90 | | ug/kg | 1.99 | 0.996 | 10 |
| Cl5-BZ#103 | 18.9 | | ug/kg | 1.99 | 0.996 | 10 |
| Cl4-BZ#68/#64 | 214 | | ug/kg | 3.98 | 1.99 | 10 |
| Cl4-BZ#40 | 36.0 | | ug/kg | 1.99 | 0.996 | 10 |
| Cl3-BZ#37 | 76.7 | | ug/kg | 1.99 | 0.996 | 10 |
| Cl5-BZ#100 | 16.4 | | ug/kg | 1.99 | 0.996 | 10 |
| Cl5-BZ#94 | 2.22 | | ug/kg | 1.99 | 0.996 | 10 |
| Cl4-BZ#57 | 13.2 | | ug/kg | 1.99 | 0.996 | 10 |
| Cl4-BZ#67/#58 | 48.0 | | ug/kg | 3.98 | 1.99 | 10 |

**Project Name:** NEW BEDFORD HARBOR-LTM **Lab Number:** L2040428

**Project Number:** 60597627 **Report Date:** 10/15/20

## SAMPLE RESULTS

Lab ID: L2040428-05 D Date Collected: 09/23/20 11:31

Client ID: S-150-20FSP20-01 Date Received: 09/24/20

Sample Location: NEW BEDFORD, MA Field Prep: Not Specified

Sample Depth:

| Parameter | Result | Qualifier | Units | RL | MDL | Dilution Factor |
|---|---|---|---|---|---|---|
| PCB Congeners/Homologs - Mansfield Lab | | | | | | |
| Cl5-BZ#102 | 33.8 | | ug/kg | 1.99 | 0.996 | 10 |
| Cl4-BZ#61 | ND | | ug/kg | 1.99 | 0.996 | 10 |
| Cl5-BZ#98 | 5.09 | | ug/kg | 1.99 | 0.996 | 10 |
| Cl4-BZ#76 | 2.02 | | ug/kg | 1.99 | 0.996 | 10 |
| Cl5-BZ#93 | 2.55 | | ug/kg | 1.99 | 0.996 | 10 |
| Cl4-BZ#63 | 20.8 | | ug/kg | 1.99 | 0.996 | 10 |
| Cl5-BZ#121/#95/#88 | 322 | | ug/kg | 5.98 | 2.99 | 10 |
| Cl4-BZ#74 | 174 | | ug/kg | 1.99 | 0.996 | 10 |
| Cl6-BZ#155 | ND | | ug/kg | 1.99 | 0.996 | 10 |
| Cl4-BZ#70 | 239 | | ug/kg | 1.99 | 0.996 | 10 |
| Cl5-BZ#91 | 202 | | ug/kg | 1.99 | 0.996 | 10 |
| Cl4-BZ#66 | 296 | | ug/kg | 1.99 | 0.996 | 10 |
| Cl4-BZ#80 | ND | | ug/kg | 1.99 | 0.996 | 10 |
| Cl4-BZ#55 | 9.06 | | ug/kg | 1.99 | 0.996 | 10 |
| Cl5-BZ#92 | 125 | | ug/kg | 1.99 | 0.996 | 10 |
| Cl5-BZ#89/#84 | 118 | | ug/kg | 3.98 | 1.99 | 10 |
| Cl5-BZ#101/#90 | 553 | | ug/kg | 3.98 | 1.99 | 10 |
| Cl4-BZ#56 | 93.4 | | ug/kg | 1.99 | 0.996 | 10 |
| Cl5-BZ#113 | 7.56 | | ug/kg | 1.99 | 0.996 | 10 |
| Cl5-BZ#99 | 426 | | ug/kg | 1.99 | 0.996 | 10 |
| Cl6-BZ#150 | 3.94 | | ug/kg | 1.99 | 0.996 | 10 |
| Cl4-BZ#60 | 44.1 | | ug/kg | 1.99 | 0.996 | 10 |
| Cl6-BZ#152 | ND | | ug/kg | 1.99 | 0.996 | 10 |
| Cl5-BZ#119 | 48.1 | | ug/kg | 1.99 | 0.996 | 10 |
| Cl5-BZ#83/#125/#112 | 30.9 | | ug/kg | 5.98 | 2.99 | 10 |
| Cl5-BZ#86/#109 | ND | | ug/kg | 3.98 | 1.99 | 10 |
| Cl6-BZ#145 | ND | | ug/kg | 1.99 | 0.996 | 10 |
| Cl5-BZ#97 | 186 | | ug/kg | 1.99 | 0.996 | 10 |
| Cl6-BZ#148 | 2.65 | | ug/kg | 1.99 | 0.996 | 10 |
| Cl4-BZ#79 | ND | | ug/kg | 1.99 | 0.996 | 10 |
| Cl5-BZ#116 | ND | | ug/kg | 1.99 | 0.996 | 10 |
| Cl6-BZ#154-Cal | 22.7 | | ug/kg | 1.99 | 0.996 | 10 |
| Cl4-BZ#78 | ND | | ug/kg | 1.99 | 0.996 | 10 |
| Cl5-BZ#87/#111 | 56.6 | | ug/kg | 3.98 | 1.99 | 10 |
| Cl6-BZ#136 | 53.9 | | ug/kg | 1.99 | 0.996 | 10 |
| Cl5-BZ#117 | 23.5 | | ug/kg | 1.99 | 0.996 | 10 |
| Cl5-BZ#115 | 8.92 | | ug/kg | 1.99 | 0.996 | 10 |

**Project Name:** NEW BEDFORD HARBOR-LTM **Lab Number:** L2040428

**Project Number:** 60597627 **Report Date:** 10/15/20

## SAMPLE RESULTS

Lab ID: L2040428-05 D Date Collected: 09/23/20 11:31

Client ID: S-150-20FSP20-01 Date Received: 09/24/20

Sample Location: NEW BEDFORD, MA Field Prep: Not Specified

Sample Depth:

| Parameter | Result | Qualifier | Units | RL | MDL | Dilution Factor |
|---|---|---|---|---|---|---|
| PCB Congeners/Homologs - Mansfield Lab | | | | | | |
| Cl5-BZ#85 | 43.6 | | ug/kg | 1.99 | 0.996 | 10 |
| Cl5-BZ#120 | 3.46 | | ug/kg | 1.99 | 0.996 | 10 |
| Cl5-BZ#110 | 676 | | ug/kg | 1.99 | 0.996 | 10 |
| Cl4-BZ#81 | ND | | ug/kg | 1.99 | 0.996 | 10 |
| Cl6-BZ#151 | 54.6 | | ug/kg | 1.99 | 0.996 | 10 |
| Cl6-BZ#135 | 50.6 | | ug/kg | 1.99 | 0.996 | 10 |
| Cl5-BZ#82 | 17.8 | | ug/kg | 1.99 | 0.996 | 10 |
| Cl6-BZ#144 | 8.30 | | ug/kg | 1.99 | 0.996 | 10 |
| Cl6-BZ#147/#149 | 412 | | ug/kg | 3.98 | 1.99 | 10 |
| Cl4-BZ#77 | 32.8 | | ug/kg | 1.99 | 0.996 | 10 |
| Cl6-BZ#143/#139 | 8.48 | | ug/kg | 3.98 | 1.99 | 10 |
| Cl5-BZ#124 | 16.3 | | ug/kg | 1.99 | 0.996 | 10 |
| Cl6-BZ#140 | 1.19 | J | ug/kg | 1.99 | 0.996 | 10 |
| Cl5-BZ#108 | ND | | ug/kg | 1.99 | 0.996 | 10 |
| Cl5-BZ#107/#123 | 37.0 | | ug/kg | 3.98 | 1.99 | 10 |
| Cl7-BZ#188-Cal/RTW | ND | | ug/kg | 1.99 | 0.996 | 10 |
| Cl6-BZ#134 | 26.6 | | ug/kg | 1.99 | 0.996 | 10 |
| Cl5-BZ#106 | ND | | ug/kg | 1.99 | 0.996 | 10 |
| Cl6-BZ#133 | 7.89 | | ug/kg | 1.99 | 0.996 | 10 |
| Cl6-BZ#142 | ND | | ug/kg | 1.99 | 0.996 | 10 |
| Cl5-BZ#118 | 467 | | ug/kg | 1.99 | 0.996 | 10 |
| Cl6-BZ#131 | 6.83 | | ug/kg | 1.99 | 0.996 | 10 |
| Cl7-BZ#184 | ND | | ug/kg | 1.99 | 0.996 | 10 |
| Cl6-BZ#165 | ND | | ug/kg | 1.99 | 0.996 | 10 |
| Cl6-BZ#146 | 68.1 | | ug/kg | 1.99 | 0.996 | 10 |
| Cl6-BZ#161 | ND | | ug/kg | 1.99 | 0.996 | 10 |
| Cl5-BZ#122 | 4.26 | | ug/kg | 1.99 | 0.996 | 10 |
| Cl6-BZ#168 | ND | | ug/kg | 1.99 | 0.996 | 10 |
| Cl5-BZ#114 | 16.5 | | ug/kg | 1.99 | 0.996 | 10 |
| Cl6-BZ#153 | 426 | | ug/kg | 1.99 | 0.996 | 10 |
| Cl6-BZ#132 | 61.0 | | ug/kg | 1.99 | 0.996 | 10 |
| Cl7-BZ#179 | 14.2 | | ug/kg | 1.99 | 0.996 | 10 |
| Cl6-BZ#141 | 30.8 | | ug/kg | 1.99 | 0.996 | 10 |
| Cl7-BZ#176 | 4.15 | | ug/kg | 1.99 | 0.996 | 10 |
| Cl5-BZ#105 | 68.7 | | ug/kg | 1.99 | 0.996 | 10 |
| Cl6-BZ#137 | 23.1 | | ug/kg | 1.99 | 0.996 | 10 |
| Cl5-BZ#127 | ND | | ug/kg | 1.99 | 0.996 | 10 |

**Project Name:** NEW BEDFORD HARBOR-LTM **Lab Number:** L2040428

**Project Number:** 60597627 **Report Date:** 10/15/20

## SAMPLE RESULTS

Lab ID: L2040428-05 D Date Collected: 09/23/20 11:31

Client ID: S-150-20FSP20-01 Date Received: 09/24/20

Sample Location: NEW BEDFORD, MA Field Prep: Not Specified

Sample Depth:

| Parameter | Result | Qualifier | Units | RL | MDL | Dilution Factor |
|---|---|---|---|---|---|---|
| PCB Congeners/Homologs - Mansfield Lab | | | | | | |
| Cl7-BZ#186 | ND | | ug/kg | 1.99 | 0.996 | 10 |
| Cl6-BZ#130/#164 | 51.7 | | ug/kg | 3.98 | 1.99 | 10 |
| Cl7-BZ#178 | 9.20 | | ug/kg | 1.99 | 0.996 | 10 |
| Cl6-BZ#138 | 201 | | ug/kg | 1.99 | 0.996 | 10 |
| Cl6-BZ#163/#160 | 110 | | ug/kg | 3.98 | 1.99 | 10 |
| Cl6-BZ#129/#158 | 55.2 | | ug/kg | 3.98 | 1.99 | 10 |
| Cl7-BZ#182/#175 | ND | | ug/kg | 3.98 | 1.99 | 10 |
| Cl7-BZ#187 | 49.2 | | ug/kg | 1.99 | 0.996 | 10 |
| Cl7-BZ#183 | 23.2 | | ug/kg | 1.99 | 0.996 | 10 |
| Cl6-BZ#166 | 3.69 | | ug/kg | 1.99 | 0.996 | 10 |
| Cl6-BZ#159 | ND | | ug/kg | 1.99 | 0.996 | 10 |
| Cl5-BZ#126 | 3.91 | | ug/kg | 1.99 | 0.996 | 10 |
| Cl7-BZ#185 | 2.87 | | ug/kg | 1.99 | 0.996 | 10 |
| Cl6-BZ#162 | 3.02 | | ug/kg | 1.99 | 0.996 | 10 |
| Cl7-BZ#174 | 20.4 | | ug/kg | 1.99 | 0.996 | 10 |
| Cl6-BZ#128 | 59.3 | | ug/kg | 1.99 | 0.996 | 10 |
| Cl8-BZ#202 | 4.26 | | ug/kg | 1.99 | 0.996 | 10 |
| Cl6-BZ#167 | 23.6 | | ug/kg | 1.99 | 0.996 | 10 |
| Cl7-BZ#181 | 2.12 | | ug/kg | 1.99 | 0.996 | 10 |
| Cl7-BZ#177 | 17.2 | | ug/kg | 1.99 | 0.996 | 10 |
| Cl8-BZ#204/#200-CAL | ND | | ug/kg | 3.98 | 1.99 | 10 |
| Cl7-BZ#171 | 12.4 | | ug/kg | 1.99 | 0.996 | 10 |
| Cl7-BZ#173 | 2.59 | | ug/kg | 1.99 | 0.996 | 10 |
| Cl8-BZ#197 | ND | | ug/kg | 1.99 | 0.996 | 10 |
| Cl7-BZ#172 | 9.15 | | ug/kg | 1.99 | 0.996 | 10 |
| Cl7-BZ#192 | ND | | ug/kg | 1.99 | 0.996 | 10 |
| Cl6-BZ#156 | 44.6 | | ug/kg | 1.99 | 0.996 | 10 |
| Cl6-BZ#157 | 11.5 | | ug/kg | 1.99 | 0.996 | 10 |
| Cl7-BZ#180 | 54.9 | | ug/kg | 1.99 | 0.996 | 10 |
| Cl7-BZ#193 | 4.58 | | ug/kg | 1.99 | 0.996 | 10 |
| Cl8-BZ#199 | ND | | ug/kg | 1.99 | 0.996 | 10 |
| Cl7-BZ#191 | 2.42 | | ug/kg | 1.99 | 0.996 | 10 |
| Cl8-BZ#198 | ND | | ug/kg | 1.99 | 0.996 | 10 |
| Cl8-BZ#201 | 10.9 | | ug/kg | 1.99 | 0.996 | 10 |
| Cl7-BZ#170 | 42.8 | | ug/kg | 1.99 | 0.996 | 10 |
| Cl7-BZ#190 | 8.58 | | ug/kg | 1.99 | 0.996 | 10 |
| Cl8-BZ#196 | 8.25 | | ug/kg | 1.99 | 0.996 | 10 |

**Project Name:** NEW BEDFORD HARBOR-LTM **Lab Number:** L2040428

**Project Number:** 60597627 **Report Date:** 10/15/20

## SAMPLE RESULTS

Lab ID: L2040428-05 D
Client ID: S-150-20FSP20-01
Sample Location: NEW BEDFORD, MA

Date Collected: 09/23/20 11:31
Date Received: 09/24/20
Field Prep: Not Specified

Sample Depth:

| Parameter | Result | Qualifier | Units | RL | MDL | Dilution Factor |
|---|---|---|---|---|---|---|
| PCB Congeners/Homologs - Mansfield Lab | | | | | | |
| Cl8-BZ#203 | 8.01 | | ug/kg | 1.99 | 0.996 | 10 |
| Cl6-BZ#169 | ND | | ug/kg | 1.99 | 0.996 | 10 |
| Cl9-BZ#208 | 3.77 | | ug/kg | 1.99 | 0.996 | 10 |
| Cl9-BZ#207 | ND | | ug/kg | 1.99 | 0.996 | 10 |
| Cl7-BZ#189 | 6.26 | | ug/kg | 1.99 | 0.996 | 10 |
| Cl8-BZ#195 | 7.81 | | ug/kg | 1.99 | 0.996 | 10 |
| Cl8-BZ#194 | 15.4 | | ug/kg | 1.99 | 0.996 | 10 |
| Cl8-BZ#205 | ND | | ug/kg | 1.99 | 0.996 | 10 |
| Cl9-BZ#206-Cal/RTW | 9.70 | | ug/kg | 1.99 | 0.996 | 10 |
| Cl10-BZ#209-Cal/RTW | 5.45 | | ug/kg | 1.99 | 0.996 | 10 |
| Monochlorobiphenyls | 6.03 | | ug/kg | 1.99 | 0.996 | 10 |
| Dichlorobiphenyls | 386 | | ug/kg | 1.99 | 0.996 | 10 |
| Trichlorobiphenyls | 2960 | | ug/kg | 1.99 | 0.996 | 10 |
| Tetrachlorobiphenyls | 4200 | | ug/kg | 1.99 | 0.996 | 10 |
| Pentachlorobiphenyls | 3550 | | ug/kg | 1.99 | 0.996 | 10 |
| Hexachlorobiphenyls | 1830 | | ug/kg | 1.99 | 0.996 | 10 |
| Heptachlorobiphenyls | 286 | | ug/kg | 1.99 | 0.996 | 10 |
| Octachlorobiphenyls | 54.6 | | ug/kg | 1.99 | 0.996 | 10 |
| Nonachlorobiphenyls | 13.5 | | ug/kg | 1.99 | 0.996 | 10 |
| Decachlorobiphenyl | 5.45 | | ug/kg | 1.99 | 0.996 | 10 |
| Total PCB | 13300 | | ug/kg | 1.99 | NA | 10 |

| Surrogate | % Recovery | Qualifier | Acceptance Criteria |
|---|---|---|---|
| Cl3-BZ#19-C13 (surr) | 71 | | 50-125 |
| Cl8-BZ#202-C13 (surr) | 82 | | 50-125 |

**Project Name:** NEW BEDFORD HARBOR-LTM **Lab Number:** L2040428

**Project Number:** 60597627 **Report Date:** 10/15/20

## SAMPLE RESULTS

Lab ID: L2040428-06 D
Client ID: S-151-20FSP20-01
Sample Location: NEW BEDFORD, MA

Date Collected: 09/23/20 14:23
Date Received: 09/24/20
Field Prep: Not Specified

Sample Depth:
Matrix: Sediment
Analytical Method: 105,8270D-SIM/680(M)
Analytical Date: 10/10/20 20:39
Analyst: MJS
Percent Solids: 99%

Extraction Method: EPA 3570
Extraction Date: 09/30/20 17:18
Cleanup Method: EPA 3630
Cleanup Date: 10/05/20

| Parameter | Result | Qualifier | Units | RL | MDL | Dilution Factor |
|---|---|---|---|---|---|---|
| PCB Congeners/Homologs - Mansfield Lab | | | | | | |
| Cl1-BZ#1-Cal/RTW | 0.561 | | ug/kg | 0.391 | 0.196 | 2 |
| Cl1-BZ#2 | 0.610 | | ug/kg | 0.391 | 0.196 | 2 |
| Cl1-BZ#3 | 2.01 | | ug/kg | 0.391 | 0.196 | 2 |
| Cl2-BZ#4/#10 | 5.26 | | ug/kg | 0.783 | 0.391 | 2 |
| Cl2-BZ#9 | 1.32 | | ug/kg | 0.391 | 0.196 | 2 |
| Cl2-BZ#7 | 1.06 | | ug/kg | 0.391 | 0.196 | 2 |
| Cl2-BZ#6 | 31.8 | | ug/kg | 0.391 | 0.196 | 2 |
| Cl2-BZ#5 | ND | | ug/kg | 0.391 | 0.196 | 2 |
| Cl2-BZ#8 | 34.6 | | ug/kg | 0.391 | 0.196 | 2 |
| Cl3-BZ#19 | 7.03 | | ug/kg | 0.391 | 0.196 | 2 |
| Cl2-BZ#14 | ND | | ug/kg | 0.391 | 0.196 | 2 |
| Cl3-BZ#30 | ND | | ug/kg | 0.391 | 0.196 | 2 |
| Cl3-BZ#18 | 84.2 | | ug/kg | 0.391 | 0.196 | 2 |
| Cl2-BZ#11 | 7.38 | | ug/kg | 0.391 | 0.196 | 2 |
| Cl3-BZ#17 | 44.8 | | ug/kg | 0.391 | 0.196 | 2 |
| Cl2-BZ#12 | ND | | ug/kg | 0.391 | 0.196 | 2 |
| Cl3-BZ#27 | 18.2 | | ug/kg | 0.391 | 0.196 | 2 |
| Cl2-BZ#13 | 31.2 | | ug/kg | 0.783 | 0.391 | 2 |
| Cl3-BZ#24 | 0.380 | J | ug/kg | 0.391 | 0.196 | 2 |
| Cl3-BZ#16 | 5.25 | | ug/kg | 0.391 | 0.196 | 2 |
| Cl3-BZ#32 | 35.9 | | ug/kg | 0.391 | 0.196 | 2 |
| Cl2-BZ#15 | 36.4 | | ug/kg | 0.391 | 0.196 | 2 |
| Cl3-BZ#34 | 2.55 | | ug/kg | 0.391 | 0.196 | 2 |
| Cl3-BZ#23 | ND | | ug/kg | 0.391 | 0.196 | 2 |
| Cl4-BZ#54 | 0.936 | | ug/kg | 0.391 | 0.196 | 2 |
| Cl3-BZ#29-Cal | ND | | ug/kg | 0.391 | 0.196 | 2 |
| Cl4-BZ#50-Cal | 0.876 | | ug/kg | 0.391 | 0.196 | 2 |
| Cl3-BZ#26 | 195 | | ug/kg | 0.391 | 0.196 | 2 |

**Project Name:** NEW BEDFORD HARBOR-LTM **Lab Number:** L2040428

**Project Number:** 60597627 **Report Date:** 10/15/20

## SAMPLE RESULTS

Lab ID: L2040428-06 D Date Collected: 09/23/20 14:23

Client ID: S-151-20FSP20-01 Date Received: 09/24/20

Sample Location: NEW BEDFORD, MA Field Prep: Not Specified

Sample Depth:

| Parameter | Result | Qualifier | Units | RL | MDL | Dilution Factor |
|---|---|---|---|---|---|---|
| PCB Congeners/Homologs - Mansfield Lab | | | | | | |
| Cl3-BZ#25 | 129 | | ug/kg | 0.391 | 0.196 | 2 |
| Cl4-BZ#53 | 39.1 | | ug/kg | 0.391 | 0.196 | 2 |
| Cl3-BZ#-31 | 234 | | ug/kg | 0.391 | 0.196 | 2 |
| Cl3-BZ#28 | 224 | | ug/kg | 0.391 | 0.196 | 2 |
| Cl3-BZ#33 | 12.4 | | ug/kg | 0.391 | 0.196 | 2 |
| Cl4-BZ#51 | 16.1 | | ug/kg | 0.391 | 0.196 | 2 |
| Cl3-BZ#21/#20 | 11.9 | | ug/kg | 0.783 | 0.391 | 2 |
| Cl4-BZ#45 | 7.61 | | ug/kg | 0.391 | 0.196 | 2 |
| Cl3-BZ#22 | 28.9 | | ug/kg | 0.391 | 0.196 | 2 |
| Cl4-BZ#73/#46 | 5.42 | | ug/kg | 0.783 | 0.391 | 2 |
| Cl4-BZ#69 | 2.40 | | ug/kg | 0.391 | 0.196 | 2 |
| Cl4-BZ#43 | 1.80 | | ug/kg | 0.391 | 0.196 | 2 |
| Cl3-BZ#36 | 0.668 | | ug/kg | 0.391 | 0.196 | 2 |
| Cl4-BZ#52 | 306 | | ug/kg | 0.391 | 0.196 | 2 |
| Cl4-BZ#48 | 8.81 | | ug/kg | 0.391 | 0.196 | 2 |
| Cl4-BZ#49 | 326 | | ug/kg | 0.391 | 0.196 | 2 |
| Cl5-BZ#104 | 0.258 | J | ug/kg | 0.391 | 0.196 | 2 |
| Cl4-BZ#47 | 94.6 | | ug/kg | 0.391 | 0.196 | 2 |
| Cl4-BZ#65/#75/#62 | 5.80 | | ug/kg | 1.17 | 0.587 | 2 |
| Cl3-BZ#39 | 0.942 | | ug/kg | 0.391 | 0.196 | 2 |
| Cl3-BZ#38 | ND | | ug/kg | 0.391 | 0.196 | 2 |
| Cl4-BZ#44 | 81.2 | | ug/kg | 0.391 | 0.196 | 2 |
| Cl4-BZ#59 | 20.3 | | ug/kg | 0.391 | 0.196 | 2 |
| Cl4-BZ#42 | 38.9 | | ug/kg | 0.391 | 0.196 | 2 |
| Cl4-BZ#71 | 43.7 | | ug/kg | 0.391 | 0.196 | 2 |
| Cl3-BZ#35 | 1.96 | | ug/kg | 0.391 | 0.196 | 2 |
| Cl4-BZ#41 | 1.30 | | ug/kg | 0.391 | 0.196 | 2 |
| Cl4-BZ#72 | 10.8 | | ug/kg | 0.391 | 0.196 | 2 |
| Cl5-BZ#96 | 1.56 | | ug/kg | 0.391 | 0.196 | 2 |
| Cl5-BZ#103 | 6.65 | | ug/kg | 0.391 | 0.196 | 2 |
| Cl4-BZ#68/#64 | 69.3 | | ug/kg | 0.783 | 0.391 | 2 |
| Cl4-BZ#40 | 8.07 | | ug/kg | 0.391 | 0.196 | 2 |
| Cl3-BZ#37 | 23.2 | | ug/kg | 0.391 | 0.196 | 2 |
| Cl5-BZ#100 | 5.55 | | ug/kg | 0.391 | 0.196 | 2 |
| Cl5-BZ#94 | 0.957 | | ug/kg | 0.391 | 0.196 | 2 |
| Cl4-BZ#57 | 5.41 | | ug/kg | 0.391 | 0.196 | 2 |
| Cl4-BZ#67/#58 | 17.4 | | ug/kg | 0.783 | 0.391 | 2 |

**Project Name:** NEW BEDFORD HARBOR-LTM **Lab Number:** L2040428

**Project Number:** 60597627 **Report Date:** 10/15/20

## SAMPLE RESULTS

Lab ID: L2040428-06 D Date Collected: 09/23/20 14:23

Client ID: S-151-20FSP20-01 Date Received: 09/24/20

Sample Location: NEW BEDFORD, MA Field Prep: Not Specified

Sample Depth:

| Parameter | Result | Qualifier | Units | RL | MDL | Dilution Factor |
|---|---|---|---|---|---|---|
| PCB Congeners/Homologs - Mansfield Lab | | | | | | |
| Cl5-BZ#102 | 11.1 | | ug/kg | 0.391 | 0.196 | 2 |
| Cl4-BZ#61 | ND | | ug/kg | 0.391 | 0.196 | 2 |
| Cl5-BZ#98 | 1.51 | | ug/kg | 0.391 | 0.196 | 2 |
| Cl4-BZ#76 | ND | | ug/kg | 0.391 | 0.196 | 2 |
| Cl5-BZ#93 | 0.793 | | ug/kg | 0.391 | 0.196 | 2 |
| Cl4-BZ#63 | 7.14 | | ug/kg | 0.391 | 0.196 | 2 |
| Cl5-BZ#121/#95/#88 | 99.7 | | ug/kg | 1.17 | 0.587 | 2 |
| Cl4-BZ#74 | 49.6 | | ug/kg | 0.391 | 0.196 | 2 |
| Cl6-BZ#155 | ND | | ug/kg | 0.391 | 0.196 | 2 |
| Cl4-BZ#70 | 53.8 | | ug/kg | 0.391 | 0.196 | 2 |
| Cl5-BZ#91 | 64.1 | | ug/kg | 0.391 | 0.196 | 2 |
| Cl4-BZ#66 | 74.0 | | ug/kg | 0.391 | 0.196 | 2 |
| Cl4-BZ#80 | ND | | ug/kg | 0.391 | 0.196 | 2 |
| Cl4-BZ#55 | 4.22 | | ug/kg | 0.391 | 0.196 | 2 |
| Cl5-BZ#92 | 41.0 | | ug/kg | 0.391 | 0.196 | 2 |
| Cl5-BZ#89/#84 | 36.9 | | ug/kg | 0.783 | 0.391 | 2 |
| Cl5-BZ#101/#90 | 138 | | ug/kg | 0.783 | 0.391 | 2 |
| Cl4-BZ#56 | 22.0 | | ug/kg | 0.391 | 0.196 | 2 |
| Cl5-BZ#113 | 4.13 | | ug/kg | 0.391 | 0.196 | 2 |
| Cl5-BZ#99 | 116 | | ug/kg | 0.391 | 0.196 | 2 |
| Cl6-BZ#150 | 1.37 | | ug/kg | 0.391 | 0.196 | 2 |
| Cl4-BZ#60 | 12.8 | | ug/kg | 0.391 | 0.196 | 2 |
| Cl6-BZ#152 | 0.283 | J | ug/kg | 0.391 | 0.196 | 2 |
| Cl5-BZ#119 | 17.8 | | ug/kg | 0.391 | 0.196 | 2 |
| Cl5-BZ#83/#125/#112 | 7.54 | | ug/kg | 1.17 | 0.587 | 2 |
| Cl5-BZ#86/#109 | 0.572 | J | ug/kg | 0.783 | 0.391 | 2 |
| Cl6-BZ#145 | ND | | ug/kg | 0.391 | 0.196 | 2 |
| Cl5-BZ#97 | 48.0 | | ug/kg | 0.391 | 0.196 | 2 |
| Cl6-BZ#148 | 0.608 | | ug/kg | 0.391 | 0.196 | 2 |
| Cl4-BZ#79 | ND | | ug/kg | 0.391 | 0.196 | 2 |
| Cl5-BZ#116 | ND | | ug/kg | 0.391 | 0.196 | 2 |
| Cl6-BZ#154-Cal | 7.43 | | ug/kg | 0.391 | 0.196 | 2 |
| Cl4-BZ#78 | ND | | ug/kg | 0.391 | 0.196 | 2 |
| Cl5-BZ#87/#111 | 17.2 | | ug/kg | 0.783 | 0.391 | 2 |
| Cl6-BZ#136 | 17.4 | | ug/kg | 0.391 | 0.196 | 2 |
| Cl5-BZ#117 | 7.06 | | ug/kg | 0.391 | 0.196 | 2 |
| Cl5-BZ#115 | 2.67 | | ug/kg | 0.391 | 0.196 | 2 |

**Project Name:** NEW BEDFORD HARBOR-LTM **Lab Number:** L2040428

**Project Number:** 60597627 **Report Date:** 10/15/20

## SAMPLE RESULTS

Lab ID: L2040428-06 D Date Collected: 09/23/20 14:23

Client ID: S-151-20FSP20-01 Date Received: 09/24/20

Sample Location: NEW BEDFORD, MA Field Prep: Not Specified

Sample Depth:

| Parameter | Result | Qualifier | Units | RL | MDL | Dilution Factor |
|---|---|---|---|---|---|---|
| PCB Congeners/Homologs - Mansfield Lab | | | | | | |
| Cl5-BZ#85 | 11.8 | | ug/kg | 0.391 | 0.196 | 2 |
| Cl5-BZ#120 | 1.39 | | ug/kg | 0.391 | 0.196 | 2 |
| Cl5-BZ#110 | 207 | | ug/kg | 0.391 | 0.196 | 2 |
| Cl4-BZ#81 | ND | | ug/kg | 0.391 | 0.196 | 2 |
| Cl6-BZ#151 | 17.0 | | ug/kg | 0.391 | 0.196 | 2 |
| Cl6-BZ#135 | 16.5 | | ug/kg | 0.391 | 0.196 | 2 |
| Cl5-BZ#82 | 4.78 | | ug/kg | 0.391 | 0.196 | 2 |
| Cl6-BZ#144 | 2.56 | | ug/kg | 0.391 | 0.196 | 2 |
| Cl6-BZ#147/#149 | 133 | | ug/kg | 0.783 | 0.391 | 2 |
| Cl4-BZ#77 | 9.58 | | ug/kg | 0.391 | 0.196 | 2 |
| Cl6-BZ#143/#139 | 2.60 | | ug/kg | 0.783 | 0.391 | 2 |
| Cl5-BZ#124 | 4.31 | | ug/kg | 0.391 | 0.196 | 2 |
| Cl6-BZ#140 | 0.381 | J | ug/kg | 0.391 | 0.196 | 2 |
| Cl5-BZ#108 | ND | | ug/kg | 0.391 | 0.196 | 2 |
| Cl5-BZ#107/#123 | 12.3 | | ug/kg | 0.783 | 0.391 | 2 |
| Cl7-BZ#188-Cal/RTW | 0.372 | J | ug/kg | 0.391 | 0.196 | 2 |
| Cl6-BZ#134 | 8.45 | | ug/kg | 0.391 | 0.196 | 2 |
| Cl5-BZ#106 | ND | | ug/kg | 0.391 | 0.196 | 2 |
| Cl6-BZ#133 | 2.48 | | ug/kg | 0.391 | 0.196 | 2 |
| Cl6-BZ#142 | ND | | ug/kg | 0.391 | 0.196 | 2 |
| Cl5-BZ#118 | 129 | | ug/kg | 0.391 | 0.196 | 2 |
| Cl6-BZ#131 | 1.84 | | ug/kg | 0.391 | 0.196 | 2 |
| Cl7-BZ#184 | ND | | ug/kg | 0.391 | 0.196 | 2 |
| Cl6-BZ#165 | ND | | ug/kg | 0.391 | 0.196 | 2 |
| Cl6-BZ#146 | 20.3 | | ug/kg | 0.391 | 0.196 | 2 |
| Cl6-BZ#161 | ND | | ug/kg | 0.391 | 0.196 | 2 |
| Cl5-BZ#122 | 1.07 | | ug/kg | 0.391 | 0.196 | 2 |
| Cl6-BZ#168 | ND | | ug/kg | 0.391 | 0.196 | 2 |
| Cl5-BZ#114 | 4.54 | | ug/kg | 0.391 | 0.196 | 2 |
| Cl6-BZ#153 | 130 | | ug/kg | 0.391 | 0.196 | 2 |
| Cl6-BZ#132 | 19.8 | | ug/kg | 0.391 | 0.196 | 2 |
| Cl7-BZ#179 | 4.66 | | ug/kg | 0.391 | 0.196 | 2 |
| Cl6-BZ#141 | 8.18 | | ug/kg | 0.391 | 0.196 | 2 |
| Cl7-BZ#176 | 1.36 | | ug/kg | 0.391 | 0.196 | 2 |
| Cl5-BZ#105 | 20.0 | | ug/kg | 0.391 | 0.196 | 2 |
| Cl6-BZ#137 | 6.27 | | ug/kg | 0.391 | 0.196 | 2 |
| Cl5-BZ#127 | ND | | ug/kg | 0.391 | 0.196 | 2 |

**Project Name:** NEW BEDFORD HARBOR-LTM **Lab Number:** L2040428

**Project Number:** 60597627 **Report Date:** 10/15/20

## SAMPLE RESULTS

Lab ID: L2040428-06 D Date Collected: 09/23/20 14:23

Client ID: S-151-20FSP20-01 Date Received: 09/24/20

Sample Location: NEW BEDFORD, MA Field Prep: Not Specified

Sample Depth:

| Parameter | Result | Qualifier | Units | RL | MDL | Dilution Factor |
|---|---|---|---|---|---|---|
| PCB Congeners/Homologs - Mansfield Lab | | | | | | |
| Cl7-BZ#186 | ND | | ug/kg | 0.391 | 0.196 | 2 |
| Cl6-BZ#130/#164 | 16.4 | | ug/kg | 0.783 | 0.391 | 2 |
| Cl7-BZ#178 | 2.81 | | ug/kg | 0.391 | 0.196 | 2 |
| Cl6-BZ#138 | 60.4 | | ug/kg | 0.391 | 0.196 | 2 |
| Cl6-BZ#163/#160 | 36.3 | | ug/kg | 0.783 | 0.391 | 2 |
| Cl6-BZ#129/#158 | 16.7 | | ug/kg | 0.783 | 0.391 | 2 |
| Cl7-BZ#182/#175 | 0.584 | J | ug/kg | 0.783 | 0.391 | 2 |
| Cl7-BZ#187 | 16.8 | | ug/kg | 0.391 | 0.196 | 2 |
| Cl7-BZ#183 | 6.84 | | ug/kg | 0.391 | 0.196 | 2 |
| Cl6-BZ#166 | 1.11 | | ug/kg | 0.391 | 0.196 | 2 |
| Cl6-BZ#159 | ND | | ug/kg | 0.391 | 0.196 | 2 |
| Cl5-BZ#126 | 1.38 | | ug/kg | 0.391 | 0.196 | 2 |
| Cl7-BZ#185 | 0.782 | | ug/kg | 0.391 | 0.196 | 2 |
| Cl6-BZ#162 | 0.891 | | ug/kg | 0.391 | 0.196 | 2 |
| Cl7-BZ#174 | 5.71 | | ug/kg | 0.391 | 0.196 | 2 |
| Cl6-BZ#128 | 17.8 | | ug/kg | 0.391 | 0.196 | 2 |
| Cl8-BZ#202 | 1.17 | | ug/kg | 0.391 | 0.196 | 2 |
| Cl6-BZ#167 | 8.11 | | ug/kg | 0.391 | 0.196 | 2 |
| Cl7-BZ#181 | 0.715 | | ug/kg | 0.391 | 0.196 | 2 |
| Cl7-BZ#177 | 5.71 | | ug/kg | 0.391 | 0.196 | 2 |
| Cl8-BZ#204/#200-CAL | 0.788 | | ug/kg | 0.783 | 0.391 | 2 |
| Cl7-BZ#171 | 4.06 | | ug/kg | 0.391 | 0.196 | 2 |
| Cl7-BZ#173 | ND | | ug/kg | 0.391 | 0.196 | 2 |
| Cl8-BZ#197 | ND | | ug/kg | 0.391 | 0.196 | 2 |
| Cl7-BZ#172 | 2.28 | | ug/kg | 0.391 | 0.196 | 2 |
| Cl7-BZ#192 | ND | | ug/kg | 0.391 | 0.196 | 2 |
| Cl6-BZ#156 | 13.2 | | ug/kg | 0.391 | 0.196 | 2 |
| Cl6-BZ#157 | 3.10 | | ug/kg | 0.391 | 0.196 | 2 |
| Cl7-BZ#180 | 16.7 | | ug/kg | 0.391 | 0.196 | 2 |
| Cl7-BZ#193 | 1.53 | | ug/kg | 0.391 | 0.196 | 2 |
| Cl8-BZ#199 | ND | | ug/kg | 0.391 | 0.196 | 2 |
| Cl7-BZ#191 | 0.942 | | ug/kg | 0.391 | 0.196 | 2 |
| Cl8-BZ#198 | ND | | ug/kg | 0.391 | 0.196 | 2 |
| Cl8-BZ#201 | 3.82 | | ug/kg | 0.391 | 0.196 | 2 |
| Cl7-BZ#170 | 12.6 | | ug/kg | 0.391 | 0.196 | 2 |
| Cl7-BZ#190 | 2.90 | | ug/kg | 0.391 | 0.196 | 2 |
| Cl8-BZ#196 | 2.07 | | ug/kg | 0.391 | 0.196 | 2 |

**Project Name:** NEW BEDFORD HARBOR-LTM **Lab Number:** L2040428

**Project Number:** 60597627 **Report Date:** 10/15/20

## SAMPLE RESULTS

Lab ID: L2040428-06 D Date Collected: 09/23/20 14:23

Client ID: S-151-20FSP20-01 Date Received: 09/24/20

Sample Location: NEW BEDFORD, MA Field Prep: Not Specified

Sample Depth:

| Parameter | Result | Qualifier | Units | RL | MDL | Dilution Factor |
|---|---|---|---|---|---|---|
| PCB Congeners/Homologs - Mansfield Lab | | | | | | |
| Cl8-BZ#203 | 2.13 | | ug/kg | 0.391 | 0.196 | 2 |
| Cl6-BZ#169 | ND | | ug/kg | 0.391 | 0.196 | 2 |
| Cl9-BZ#208 | 1.02 | | ug/kg | 0.391 | 0.196 | 2 |
| Cl9-BZ#207 | ND | | ug/kg | 0.391 | 0.196 | 2 |
| Cl7-BZ#189 | 1.32 | | ug/kg | 0.391 | 0.196 | 2 |
| Cl8-BZ#195 | 1.94 | | ug/kg | 0.391 | 0.196 | 2 |
| Cl8-BZ#194 | 5.84 | | ug/kg | 0.391 | 0.196 | 2 |
| Cl8-BZ#205 | ND | | ug/kg | 0.391 | 0.196 | 2 |
| Cl9-BZ#206-Cal/RTW | 2.67 | | ug/kg | 0.391 | 0.196 | 2 |
| Cl10-BZ#209-Cal/RTW | 0.808 | | ug/kg | 0.391 | 0.196 | 2 |
| Monochlorobiphenyls | 3.18 | | ug/kg | 0.391 | 0.196 | 2 |
| Dichlorobiphenyls | 149 | | ug/kg | 0.391 | 0.196 | 2 |
| Trichlorobiphenyls | 1060 | | ug/kg | 0.391 | 0.196 | 2 |
| Tetrachlorobiphenyls | 1340 | | ug/kg | 0.391 | 0.196 | 2 |
| Pentachlorobiphenyls | 1030 | | ug/kg | 0.391 | 0.196 | 2 |
| Hexachlorobiphenyls | 570 | | ug/kg | 0.391 | 0.196 | 2 |
| Heptachlorobiphenyls | 88.7 | | ug/kg | 0.391 | 0.196 | 2 |
| Octachlorobiphenyls | 17.8 | | ug/kg | 0.391 | 0.196 | 2 |
| Nonachlorobiphenyls | 3.69 | | ug/kg | 0.391 | 0.196 | 2 |
| Decachlorobiphenyl | 0.808 | | ug/kg | 0.391 | 0.196 | 2 |
| Total PCB | 4270 | | ug/kg | 0.391 | NA | 2 |

| Surrogate | % Recovery | Qualifier | Acceptance Criteria |
|---|---|---|---|
| Cl3-BZ#19-C13 (surr) | 80 | | 50-125 |
| Cl8-BZ#202-C13 (surr) | 88 | | 50-125 |

**Project Name:** NEW BEDFORD HARBOR-LTM **Lab Number:** L2040428

**Project Number:** 60597627 **Report Date:** 10/15/20

## SAMPLE RESULTS

Lab ID: L2040428-07 D
Client ID: S-152-20FSP20-01
Sample Location: NEW BEDFORD, MA

Date Collected: 09/23/20 11:36
Date Received: 09/24/20
Field Prep: Not Specified

Sample Depth:
Matrix: Sediment
Analytical Method: 105,8270D-SIM/680(M)
Analytical Date: 10/10/20 14:24
Analyst: MJS
Percent Solids: 95%

Extraction Method: EPA 3570
Extraction Date: 09/30/20 17:18
Cleanup Method: EPA 3630
Cleanup Date: 10/05/20

| Parameter | Result | Qualifier | Units | RL | MDL | Dilution Factor |
|---|---|---|---|---|---|---|
| PCB Congeners/Homologs - Mansfield Lab | | | | | | |
| Cl1-BZ#1-Cal/RTW | 1.26 | J | ug/kg | 2.05 | 1.02 | 10 |
| Cl1-BZ#2 | 1.21 | J | ug/kg | 2.05 | 1.02 | 10 |
| Cl1-BZ#3 | 4.17 | | ug/kg | 2.05 | 1.02 | 10 |
| Cl2-BZ#4/#10 | 16.2 | | ug/kg | 4.10 | 2.05 | 10 |
| Cl2-BZ#9 | 3.58 | | ug/kg | 2.05 | 1.02 | 10 |
| Cl2-BZ#7 | 2.39 | | ug/kg | 2.05 | 1.02 | 10 |
| Cl2-BZ#6 | 80.6 | | ug/kg | 2.05 | 1.02 | 10 |
| Cl2-BZ#5 | ND | | ug/kg | 2.05 | 1.02 | 10 |
| Cl2-BZ#8 | 87.4 | | ug/kg | 2.05 | 1.02 | 10 |
| Cl3-BZ#19 | 22.4 | | ug/kg | 2.05 | 1.02 | 10 |
| Cl2-BZ#14 | ND | | ug/kg | 2.05 | 1.02 | 10 |
| Cl3-BZ#30 | ND | | ug/kg | 2.05 | 1.02 | 10 |
| Cl3-BZ#18 | 236 | | ug/kg | 2.05 | 1.02 | 10 |
| Cl2-BZ#11 | 19.4 | | ug/kg | 2.05 | 1.02 | 10 |
| Cl3-BZ#17 | 127 | | ug/kg | 2.05 | 1.02 | 10 |
| Cl2-BZ#12 | ND | | ug/kg | 2.05 | 1.02 | 10 |
| Cl3-BZ#27 | 50.9 | | ug/kg | 2.05 | 1.02 | 10 |
| Cl2-BZ#13 | 77.8 | | ug/kg | 4.10 | 2.05 | 10 |
| Cl3-BZ#24 | 1.41 | J | ug/kg | 2.05 | 1.02 | 10 |
| Cl3-BZ#16 | 16.5 | | ug/kg | 2.05 | 1.02 | 10 |
| Cl3-BZ#32 | 104 | | ug/kg | 2.05 | 1.02 | 10 |
| Cl2-BZ#15 | 87.9 | | ug/kg | 2.05 | 1.02 | 10 |
| Cl3-BZ#34 | 6.56 | | ug/kg | 2.05 | 1.02 | 10 |
| Cl3-BZ#23 | ND | | ug/kg | 2.05 | 1.02 | 10 |
| Cl4-BZ#54 | 3.19 | | ug/kg | 2.05 | 1.02 | 10 |
| Cl3-BZ#29-Cal | ND | | ug/kg | 2.05 | 1.02 | 10 |
| Cl4-BZ#50-Cal | 2.91 | | ug/kg | 2.05 | 1.02 | 10 |
| Cl3-BZ#26 | 521 | | ug/kg | 2.05 | 1.02 | 10 |

**Project Name:** NEW BEDFORD HARBOR-LTM **Lab Number:** L2040428

**Project Number:** 60597627 **Report Date:** 10/15/20

## SAMPLE RESULTS

Lab ID: L2040428-07 D
Client ID: S-152-20FSP20-01
Sample Location: NEW BEDFORD, MA

Date Collected: 09/23/20 11:36
Date Received: 09/24/20
Field Prep: Not Specified

Sample Depth:

| Parameter | Result | Qualifier | Units | RL | MDL | Dilution Factor |
|---|---|---|---|---|---|---|
| PCB Congeners/Homologs - Mansfield Lab | | | | | | |
| Cl3-BZ#25 | 336 | | ug/kg | 2.05 | 1.02 | 10 |
| Cl4-BZ#53 | 124 | | ug/kg | 2.05 | 1.02 | 10 |
| Cl3-BZ#-31 | 625 | | ug/kg | 2.05 | 1.02 | 10 |
| Cl3-BZ#28 | 596 | | ug/kg | 2.05 | 1.02 | 10 |
| Cl3-BZ#33 | 45.8 | | ug/kg | 2.05 | 1.02 | 10 |
| Cl4-BZ#51 | 50.8 | | ug/kg | 2.05 | 1.02 | 10 |
| Cl3-BZ#21/#20 | 30.7 | | ug/kg | 4.10 | 2.05 | 10 |
| Cl4-BZ#45 | 21.1 | | ug/kg | 2.05 | 1.02 | 10 |
| Cl3-BZ#22 | 82.5 | | ug/kg | 2.05 | 1.02 | 10 |
| Cl4-BZ#73/#46 | 17.2 | | ug/kg | 4.10 | 2.05 | 10 |
| Cl4-BZ#69 | 7.39 | | ug/kg | 2.05 | 1.02 | 10 |
| Cl4-BZ#43 | 6.64 | | ug/kg | 2.05 | 1.02 | 10 |
| Cl3-BZ#36 | 2.51 | | ug/kg | 2.05 | 1.02 | 10 |
| Cl4-BZ#52 | 874 | | ug/kg | 2.05 | 1.02 | 10 |
| Cl4-BZ#48 | 26.7 | | ug/kg | 2.05 | 1.02 | 10 |
| Cl4-BZ#49 | 952 | | ug/kg | 2.05 | 1.02 | 10 |
| Cl5-BZ#104 | ND | | ug/kg | 2.05 | 1.02 | 10 |
| Cl4-BZ#47 | 282 | | ug/kg | 2.05 | 1.02 | 10 |
| Cl4-BZ#65/#75/#62 | 21.7 | | ug/kg | 6.15 | 3.08 | 10 |
| Cl3-BZ#39 | 2.97 | | ug/kg | 2.05 | 1.02 | 10 |
| Cl3-BZ#38 | ND | | ug/kg | 2.05 | 1.02 | 10 |
| Cl4-BZ#44 | 231 | | ug/kg | 2.05 | 1.02 | 10 |
| Cl4-BZ#59 | 50.3 | | ug/kg | 2.05 | 1.02 | 10 |
| Cl4-BZ#42 | 113 | | ug/kg | 2.05 | 1.02 | 10 |
| Cl4-BZ#71 | 127 | | ug/kg | 2.05 | 1.02 | 10 |
| Cl3-BZ#35 | 5.00 | | ug/kg | 2.05 | 1.02 | 10 |
| Cl4-BZ#41 | 2.62 | | ug/kg | 2.05 | 1.02 | 10 |
| Cl4-BZ#72 | 31.1 | | ug/kg | 2.05 | 1.02 | 10 |
| Cl5-BZ#96 | 4.98 | | ug/kg | 2.05 | 1.02 | 10 |
| Cl5-BZ#103 | 19.5 | | ug/kg | 2.05 | 1.02 | 10 |
| Cl4-BZ#68/#64 | 189 | | ug/kg | 4.10 | 2.05 | 10 |
| Cl4-BZ#40 | 27.4 | | ug/kg | 2.05 | 1.02 | 10 |
| Cl3-BZ#37 | 60.7 | | ug/kg | 2.05 | 1.02 | 10 |
| Cl5-BZ#100 | 18.6 | | ug/kg | 2.05 | 1.02 | 10 |
| Cl5-BZ#94 | 3.17 | | ug/kg | 2.05 | 1.02 | 10 |
| Cl4-BZ#57 | 15.6 | | ug/kg | 2.05 | 1.02 | 10 |
| Cl4-BZ#67/#58 | 48.3 | | ug/kg | 4.10 | 2.05 | 10 |

**Project Name:** NEW BEDFORD HARBOR-LTM **Lab Number:** L2040428

**Project Number:** 60597627 **Report Date:** 10/15/20

## SAMPLE RESULTS

Lab ID: L2040428-07 D Date Collected: 09/23/20 11:36

Client ID: S-152-20FSP20-01 Date Received: 09/24/20

Sample Location: NEW BEDFORD, MA Field Prep: Not Specified

Sample Depth:

| Parameter | Result | Qualifier | Units | RL | MDL | Dilution Factor |
|---|---|---|---|---|---|---|
| PCB Congeners/Homologs - Mansfield Lab | | | | | | |
| Cl5-BZ#102 | 35.7 | | ug/kg | 2.05 | 1.02 | 10 |
| Cl4-BZ#61 | ND | | ug/kg | 2.05 | 1.02 | 10 |
| Cl5-BZ#98 | 5.77 | | ug/kg | 2.05 | 1.02 | 10 |
| Cl4-BZ#76 | ND | | ug/kg | 2.05 | 1.02 | 10 |
| Cl5-BZ#93 | ND | | ug/kg | 2.05 | 1.02 | 10 |
| Cl4-BZ#63 | 20.0 | | ug/kg | 2.05 | 1.02 | 10 |
| Cl5-BZ#121/#95/#88 | 292 | | ug/kg | 6.15 | 3.08 | 10 |
| Cl4-BZ#74 | 134 | | ug/kg | 2.05 | 1.02 | 10 |
| Cl6-BZ#155 | ND | | ug/kg | 2.05 | 1.02 | 10 |
| Cl4-BZ#70 | 151 | | ug/kg | 2.05 | 1.02 | 10 |
| Cl5-BZ#91 | 196 | | ug/kg | 2.05 | 1.02 | 10 |
| Cl4-BZ#66 | 209 | | ug/kg | 2.05 | 1.02 | 10 |
| Cl4-BZ#80 | ND | | ug/kg | 2.05 | 1.02 | 10 |
| Cl4-BZ#55 | 8.91 | | ug/kg | 2.05 | 1.02 | 10 |
| Cl5-BZ#92 | 122 | | ug/kg | 2.05 | 1.02 | 10 |
| Cl5-BZ#89/#84 | 106 | | ug/kg | 4.10 | 2.05 | 10 |
| Cl5-BZ#101/#90 | 444 | | ug/kg | 4.10 | 2.05 | 10 |
| Cl4-BZ#56 | 61.3 | | ug/kg | 2.05 | 1.02 | 10 |
| Cl5-BZ#113 | 7.93 | | ug/kg | 2.05 | 1.02 | 10 |
| Cl5-BZ#99 | 354 | | ug/kg | 2.05 | 1.02 | 10 |
| Cl6-BZ#150 | 4.58 | | ug/kg | 2.05 | 1.02 | 10 |
| Cl4-BZ#60 | 28.6 | | ug/kg | 2.05 | 1.02 | 10 |
| Cl6-BZ#152 | ND | | ug/kg | 2.05 | 1.02 | 10 |
| Cl5-BZ#119 | 51.5 | | ug/kg | 2.05 | 1.02 | 10 |
| Cl5-BZ#83/#125/#112 | 25.0 | | ug/kg | 6.15 | 3.08 | 10 |
| Cl5-BZ#86/#109 | ND | | ug/kg | 4.10 | 2.05 | 10 |
| Cl6-BZ#145 | ND | | ug/kg | 2.05 | 1.02 | 10 |
| Cl5-BZ#97 | 142 | | ug/kg | 2.05 | 1.02 | 10 |
| Cl6-BZ#148 | 1.74 | J | ug/kg | 2.05 | 1.02 | 10 |
| Cl4-BZ#79 | ND | | ug/kg | 2.05 | 1.02 | 10 |
| Cl5-BZ#116 | ND | | ug/kg | 2.05 | 1.02 | 10 |
| Cl6-BZ#154-Cal | 22.9 | | ug/kg | 2.05 | 1.02 | 10 |
| Cl4-BZ#78 | ND | | ug/kg | 2.05 | 1.02 | 10 |
| Cl5-BZ#87/#111 | 44.4 | | ug/kg | 4.10 | 2.05 | 10 |
| Cl6-BZ#136 | 52.0 | | ug/kg | 2.05 | 1.02 | 10 |
| Cl5-BZ#117 | 20.9 | | ug/kg | 2.05 | 1.02 | 10 |
| Cl5-BZ#115 | 8.05 | | ug/kg | 2.05 | 1.02 | 10 |

**Project Name:** NEW BEDFORD HARBOR-LTM **Lab Number:** L2040428

**Project Number:** 60597627 **Report Date:** 10/15/20

## SAMPLE RESULTS

Lab ID: L2040428-07 D Date Collected: 09/23/20 11:36

Client ID: S-152-20FSP20-01 Date Received: 09/24/20

Sample Location: NEW BEDFORD, MA Field Prep: Not Specified

Sample Depth:

| Parameter | Result | Qualifier | Units | RL | MDL | Dilution Factor |
|---|---|---|---|---|---|---|
| PCB Congeners/Homologs - Mansfield Lab | | | | | | |
| Cl5-BZ#85 | 32.3 | | ug/kg | 2.05 | 1.02 | 10 |
| Cl5-BZ#120 | 4.14 | | ug/kg | 2.05 | 1.02 | 10 |
| Cl5-BZ#110 | 592 | | ug/kg | 2.05 | 1.02 | 10 |
| Cl4-BZ#81 | ND | | ug/kg | 2.05 | 1.02 | 10 |
| Cl6-BZ#151 | 51.8 | | ug/kg | 2.05 | 1.02 | 10 |
| Cl6-BZ#135 | 48.6 | | ug/kg | 2.05 | 1.02 | 10 |
| Cl5-BZ#82 | 13.2 | | ug/kg | 2.05 | 1.02 | 10 |
| Cl6-BZ#144 | 6.79 | | ug/kg | 2.05 | 1.02 | 10 |
| Cl6-BZ#147/#149 | 383 | | ug/kg | 4.10 | 2.05 | 10 |
| Cl4-BZ#77 | 23.4 | | ug/kg | 2.05 | 1.02 | 10 |
| Cl6-BZ#143/#139 | 8.03 | | ug/kg | 4.10 | 2.05 | 10 |
| Cl5-BZ#124 | 11.6 | | ug/kg | 2.05 | 1.02 | 10 |
| Cl6-BZ#140 | 1.55 | J | ug/kg | 2.05 | 1.02 | 10 |
| Cl5-BZ#108 | ND | | ug/kg | 2.05 | 1.02 | 10 |
| Cl5-BZ#107/#123 | 32.6 | | ug/kg | 4.10 | 2.05 | 10 |
| Cl7-BZ#188-Cal/RTW | ND | | ug/kg | 2.05 | 1.02 | 10 |
| Cl6-BZ#134 | 25.7 | | ug/kg | 2.05 | 1.02 | 10 |
| Cl5-BZ#106 | ND | | ug/kg | 2.05 | 1.02 | 10 |
| Cl6-BZ#133 | 8.33 | | ug/kg | 2.05 | 1.02 | 10 |
| Cl6-BZ#142 | ND | | ug/kg | 2.05 | 1.02 | 10 |
| Cl5-BZ#118 | 355 | | ug/kg | 2.05 | 1.02 | 10 |
| Cl6-BZ#131 | 5.20 | | ug/kg | 2.05 | 1.02 | 10 |
| Cl7-BZ#184 | ND | | ug/kg | 2.05 | 1.02 | 10 |
| Cl6-BZ#165 | ND | | ug/kg | 2.05 | 1.02 | 10 |
| Cl6-BZ#146 | 57.9 | | ug/kg | 2.05 | 1.02 | 10 |
| Cl6-BZ#161 | ND | | ug/kg | 2.05 | 1.02 | 10 |
| Cl5-BZ#122 | 3.33 | | ug/kg | 2.05 | 1.02 | 10 |
| Cl6-BZ#168 | ND | | ug/kg | 2.05 | 1.02 | 10 |
| Cl5-BZ#114 | 12.3 | | ug/kg | 2.05 | 1.02 | 10 |
| Cl6-BZ#153 | 371 | | ug/kg | 2.05 | 1.02 | 10 |
| Cl6-BZ#132 | 47.1 | | ug/kg | 2.05 | 1.02 | 10 |
| Cl7-BZ#179 | 13.4 | | ug/kg | 2.05 | 1.02 | 10 |
| Cl6-BZ#141 | 22.6 | | ug/kg | 2.05 | 1.02 | 10 |
| Cl7-BZ#176 | 3.54 | | ug/kg | 2.05 | 1.02 | 10 |
| Cl5-BZ#105 | 50.1 | | ug/kg | 2.05 | 1.02 | 10 |
| Cl6-BZ#137 | 16.4 | | ug/kg | 2.05 | 1.02 | 10 |
| Cl5-BZ#127 | ND | | ug/kg | 2.05 | 1.02 | 10 |

**Project Name:** NEW BEDFORD HARBOR-LTM **Lab Number:** L2040428

**Project Number:** 60597627 **Report Date:** 10/15/20

## SAMPLE RESULTS

Lab ID: L2040428-07 D Date Collected: 09/23/20 11:36

Client ID: S-152-20FSP20-01 Date Received: 09/24/20

Sample Location: NEW BEDFORD, MA Field Prep: Not Specified

Sample Depth:

| Parameter | Result | Qualifier | Units | RL | MDL | Dilution Factor |
|---|---|---|---|---|---|---|
| PCB Congeners/Homologs - Mansfield Lab | | | | | | |
| Cl7-BZ#186 | ND | | ug/kg | 2.05 | 1.02 | 10 |
| Cl6-BZ#130/#164 | 43.2 | | ug/kg | 4.10 | 2.05 | 10 |
| Cl7-BZ#178 | 9.09 | | ug/kg | 2.05 | 1.02 | 10 |
| Cl6-BZ#138 | 162 | | ug/kg | 2.05 | 1.02 | 10 |
| Cl6-BZ#163/#160 | 112 | | ug/kg | 4.10 | 2.05 | 10 |
| Cl6-BZ#129/#158 | 50.0 | | ug/kg | 4.10 | 2.05 | 10 |
| Cl7-BZ#182/#175 | ND | | ug/kg | 4.10 | 2.05 | 10 |
| Cl7-BZ#187 | 48.7 | | ug/kg | 2.05 | 1.02 | 10 |
| Cl7-BZ#183 | 20.0 | | ug/kg | 2.05 | 1.02 | 10 |
| Cl6-BZ#166 | 3.05 | | ug/kg | 2.05 | 1.02 | 10 |
| Cl6-BZ#159 | ND | | ug/kg | 2.05 | 1.02 | 10 |
| Cl5-BZ#126 | 3.59 | | ug/kg | 2.05 | 1.02 | 10 |
| Cl7-BZ#185 | 2.47 | | ug/kg | 2.05 | 1.02 | 10 |
| Cl6-BZ#162 | 2.68 | | ug/kg | 2.05 | 1.02 | 10 |
| Cl7-BZ#174 | 15.0 | | ug/kg | 2.05 | 1.02 | 10 |
| Cl6-BZ#128 | 47.9 | | ug/kg | 2.05 | 1.02 | 10 |
| Cl8-BZ#202 | 4.30 | | ug/kg | 2.05 | 1.02 | 10 |
| Cl6-BZ#167 | 21.3 | | ug/kg | 2.05 | 1.02 | 10 |
| Cl7-BZ#181 | ND | | ug/kg | 2.05 | 1.02 | 10 |
| Cl7-BZ#177 | 14.6 | | ug/kg | 2.05 | 1.02 | 10 |
| Cl8-BZ#204/#200-CAL | ND | | ug/kg | 4.10 | 2.05 | 10 |
| Cl7-BZ#171 | 11.1 | | ug/kg | 2.05 | 1.02 | 10 |
| Cl7-BZ#173 | 1.34 | J | ug/kg | 2.05 | 1.02 | 10 |
| Cl8-BZ#197 | ND | | ug/kg | 2.05 | 1.02 | 10 |
| Cl7-BZ#172 | 5.95 | | ug/kg | 2.05 | 1.02 | 10 |
| Cl7-BZ#192 | ND | | ug/kg | 2.05 | 1.02 | 10 |
| Cl6-BZ#156 | 33.2 | | ug/kg | 2.05 | 1.02 | 10 |
| Cl6-BZ#157 | 8.03 | | ug/kg | 2.05 | 1.02 | 10 |
| Cl7-BZ#180 | 48.4 | | ug/kg | 2.05 | 1.02 | 10 |
| Cl7-BZ#193 | 3.99 | | ug/kg | 2.05 | 1.02 | 10 |
| Cl8-BZ#199 | ND | | ug/kg | 2.05 | 1.02 | 10 |
| Cl7-BZ#191 | 2.74 | | ug/kg | 2.05 | 1.02 | 10 |
| Cl8-BZ#198 | ND | | ug/kg | 2.05 | 1.02 | 10 |
| Cl8-BZ#201 | 10.9 | | ug/kg | 2.05 | 1.02 | 10 |
| Cl7-BZ#170 | 36.4 | | ug/kg | 2.05 | 1.02 | 10 |
| Cl7-BZ#190 | 7.14 | | ug/kg | 2.05 | 1.02 | 10 |
| Cl8-BZ#196 | 7.30 | | ug/kg | 2.05 | 1.02 | 10 |

**Project Name:** NEW BEDFORD HARBOR-LTM **Lab Number:** L2040428

**Project Number:** 60597627 **Report Date:** 10/15/20

## SAMPLE RESULTS

Lab ID: L2040428-07 D
Client ID: S-152-20FSP20-01
Sample Location: NEW BEDFORD, MA

Date Collected: 09/23/20 11:36
Date Received: 09/24/20
Field Prep: Not Specified

Sample Depth:

| Parameter | Result | Qualifier | Units | RL | MDL | Dilution Factor |
|---|---|---|---|---|---|---|
| PCB Congeners/Homologs - Mansfield Lab | | | | | | |
| Cl8-BZ#203 | 6.98 | | ug/kg | 2.05 | 1.02 | 10 |
| Cl6-BZ#169 | ND | | ug/kg | 2.05 | 1.02 | 10 |
| Cl9-BZ#208 | 3.40 | | ug/kg | 2.05 | 1.02 | 10 |
| Cl9-BZ#207 | ND | | ug/kg | 2.05 | 1.02 | 10 |
| Cl7-BZ#189 | 4.39 | | ug/kg | 2.05 | 1.02 | 10 |
| Cl8-BZ#195 | 4.62 | | ug/kg | 2.05 | 1.02 | 10 |
| Cl8-BZ#194 | 12.1 | | ug/kg | 2.05 | 1.02 | 10 |
| Cl8-BZ#205 | ND | | ug/kg | 2.05 | 1.02 | 10 |
| Cl9-BZ#206-Cal/RTW | 10.0 | | ug/kg | 2.05 | 1.02 | 10 |
| Cl10-BZ#209-Cal/RTW | ND | | ug/kg | 2.05 | 1.02 | 10 |
| Monochlorobiphenyls | 6.64 | | ug/kg | 2.05 | 1.02 | 10 |
| Dichlorobiphenyls | 375 | | ug/kg | 2.05 | 1.02 | 10 |
| Trichlorobiphenyls | 2870 | | ug/kg | 2.05 | 1.02 | 10 |
| Tetrachlorobiphenyls | 3860 | | ug/kg | 2.05 | 1.02 | 10 |
| Pentachlorobiphenyls | 3010 | | ug/kg | 2.05 | 1.02 | 10 |
| Hexachlorobiphenyls | 1620 | | ug/kg | 2.05 | 1.02 | 10 |
| Heptachlorobiphenyls | 248 | | ug/kg | 2.05 | 1.02 | 10 |
| Octachlorobiphenyls | 46.2 | | ug/kg | 2.05 | 1.02 | 10 |
| Nonachlorobiphenyls | 13.4 | | ug/kg | 2.05 | 1.02 | 10 |
| Decachlorobiphenyl | ND | | ug/kg | 2.05 | 1.02 | 10 |
| Total PCB | 12100 | | ug/kg | 2.05 | NA | 10 |

| Surrogate | % Recovery | Qualifier | Acceptance Criteria |
|---|---|---|---|
| Cl3-BZ#19-C13 (surr) | 64 | | 50-125 |
| Cl8-BZ#202-C13 (surr) | 67 | | 50-125 |

**Project Name:** NEW BEDFORD HARBOR-LTM
**Project Number:** 60597627
**Lab Number:** L2040428
**Report Date:** 10/15/20

## SAMPLE RESULTS

Lab ID: L2040428-08
Client ID: S-154-20FSP20-01
Sample Location: NEW BEDFORD, MA

Date Collected: 09/23/20 13:13
Date Received: 09/24/20
Field Prep: Not Specified

Sample Depth:
Matrix: Sediment
Analytical Method: 105,8270D-SIM/680(M)
Analytical Date: 10/12/20 00:39
Analyst: MJS
Percent Solids: 99%

Extraction Method: EPA 3570
Extraction Date: 09/30/20 17:18
Cleanup Method: EPA 3630
Cleanup Date: 10/05/20

| Parameter | Result | Qualifier | Units | RL | MDL | Dilution Factor |
|---|---|---|---|---|---|---|
| PCB Congeners/Homologs - Mansfield Lab | | | | | | |
| Cl1-BZ#1-Cal/RTW | 0.175 | J | ug/kg | 0.189 | 0.094 | 1 |
| Cl1-BZ#2 | 0.152 | J | ug/kg | 0.189 | 0.094 | 1 |
| Cl1-BZ#3 | 0.520 | | ug/kg | 0.189 | 0.094 | 1 |
| Cl2-BZ#4/#10 | 2.01 | | ug/kg | 0.378 | 0.189 | 1 |
| Cl2-BZ#9 | 0.536 | | ug/kg | 0.189 | 0.094 | 1 |
| Cl2-BZ#7 | 0.413 | | ug/kg | 0.189 | 0.094 | 1 |
| Cl2-BZ#6 | 11.3 | | ug/kg | 0.189 | 0.094 | 1 |
| Cl2-BZ#5 | ND | | ug/kg | 0.189 | 0.094 | 1 |
| Cl2-BZ#8 | 12.6 | | ug/kg | 0.189 | 0.094 | 1 |
| Cl3-BZ#19 | 2.17 | | ug/kg | 0.189 | 0.094 | 1 |
| Cl2-BZ#14 | ND | | ug/kg | 0.189 | 0.094 | 1 |
| Cl3-BZ#30 | ND | | ug/kg | 0.189 | 0.094 | 1 |
| Cl3-BZ#18 | 32.2 | | ug/kg | 0.189 | 0.094 | 1 |
| Cl2-BZ#11 | 2.36 | | ug/kg | 0.189 | 0.094 | 1 |
| Cl3-BZ#17 | 17.2 | | ug/kg | 0.189 | 0.094 | 1 |
| Cl2-BZ#12 | ND | | ug/kg | 0.189 | 0.094 | 1 |
| Cl3-BZ#27 | 6.33 | | ug/kg | 0.189 | 0.094 | 1 |
| Cl2-BZ#13 | 10.5 | | ug/kg | 0.378 | 0.189 | 1 |
| Cl3-BZ#24 | 0.229 | | ug/kg | 0.189 | 0.094 | 1 |
| Cl3-BZ#16 | 2.70 | | ug/kg | 0.189 | 0.094 | 1 |
| Cl3-BZ#32 | 12.7 | | ug/kg | 0.189 | 0.094 | 1 |
| Cl2-BZ#15 | 12.7 | | ug/kg | 0.189 | 0.094 | 1 |
| Cl3-BZ#34 | 0.847 | | ug/kg | 0.189 | 0.094 | 1 |
| Cl3-BZ#23 | ND | | ug/kg | 0.189 | 0.094 | 1 |
| Cl4-BZ#54 | 0.220 | | ug/kg | 0.189 | 0.094 | 1 |
| Cl3-BZ#29-Cal | 0.193 | | ug/kg | 0.189 | 0.094 | 1 |
| Cl4-BZ#50-Cal | 0.273 | | ug/kg | 0.189 | 0.094 | 1 |
| Cl3-BZ#26 | 68.2 | | ug/kg | 0.189 | 0.094 | 1 |

**Project Name:** NEW BEDFORD HARBOR-LTM **Lab Number:** L2040428

**Project Number:** 60597627 **Report Date:** 10/15/20

## SAMPLE RESULTS

Lab ID: L2040428-08 Date Collected: 09/23/20 13:13

Client ID: S-154-20FSP20-01 Date Received: 09/24/20

Sample Location: NEW BEDFORD, MA Field Prep: Not Specified

Sample Depth:

| Parameter | Result | Qualifier | Units | RL | MDL | Dilution Factor |
|---|---|---|---|---|---|---|
| PCB Congeners/Homologs - Mansfield Lab | | | | | | |
| Cl3-BZ#25 | 43.9 | | ug/kg | 0.189 | 0.094 | 1 |
| Cl4-BZ#53 | 13.5 | | ug/kg | 0.189 | 0.094 | 1 |
| Cl3-BZ#-31 | 91.7 | | ug/kg | 0.189 | 0.094 | 1 |
| Cl3-BZ#28 | 86.6 | | ug/kg | 0.189 | 0.094 | 1 |
| Cl3-BZ#33 | 7.16 | | ug/kg | 0.189 | 0.094 | 1 |
| Cl4-BZ#51 | 5.52 | | ug/kg | 0.189 | 0.094 | 1 |
| Cl3-BZ#21/#20 | 4.62 | | ug/kg | 0.378 | 0.189 | 1 |
| Cl4-BZ#45 | 3.61 | | ug/kg | 0.189 | 0.094 | 1 |
| Cl3-BZ#22 | 13.3 | | ug/kg | 0.189 | 0.094 | 1 |
| Cl4-BZ#73/#46 | 2.40 | | ug/kg | 0.378 | 0.189 | 1 |
| Cl4-BZ#69 | 0.768 | | ug/kg | 0.189 | 0.094 | 1 |
| Cl4-BZ#43 | 1.02 | | ug/kg | 0.189 | 0.094 | 1 |
| Cl3-BZ#36 | 0.242 | | ug/kg | 0.189 | 0.094 | 1 |
| Cl4-BZ#52 | 118 | | ug/kg | 0.189 | 0.094 | 1 |
| Cl4-BZ#48 | 4.41 | | ug/kg | 0.189 | 0.094 | 1 |
| Cl4-BZ#49 | 126 | | ug/kg | 0.189 | 0.094 | 1 |
| Cl5-BZ#104 | ND | | ug/kg | 0.189 | 0.094 | 1 |
| Cl4-BZ#47 | 39.0 | | ug/kg | 0.189 | 0.094 | 1 |
| Cl4-BZ#65/#75/#62 | 2.59 | | ug/kg | 0.566 | 0.283 | 1 |
| Cl3-BZ#39 | 0.383 | | ug/kg | 0.189 | 0.094 | 1 |
| Cl3-BZ#38 | ND | | ug/kg | 0.189 | 0.094 | 1 |
| Cl4-BZ#44 | 36.5 | | ug/kg | 0.189 | 0.094 | 1 |
| Cl4-BZ#59 | 7.05 | | ug/kg | 0.189 | 0.094 | 1 |
| Cl4-BZ#42 | 17.8 | | ug/kg | 0.189 | 0.094 | 1 |
| Cl4-BZ#71 | 18.4 | | ug/kg | 0.189 | 0.094 | 1 |
| Cl3-BZ#35 | 0.775 | | ug/kg | 0.189 | 0.094 | 1 |
| Cl4-BZ#41 | 0.646 | | ug/kg | 0.189 | 0.094 | 1 |
| Cl4-BZ#72 | 4.10 | | ug/kg | 0.189 | 0.094 | 1 |
| Cl5-BZ#96 | 0.561 | | ug/kg | 0.189 | 0.094 | 1 |
| Cl5-BZ#103 | 2.51 | | ug/kg | 0.189 | 0.094 | 1 |
| Cl4-BZ#68/#64 | 29.7 | | ug/kg | 0.378 | 0.189 | 1 |
| Cl4-BZ#40 | 4.51 | | ug/kg | 0.189 | 0.094 | 1 |
| Cl3-BZ#37 | 9.73 | | ug/kg | 0.189 | 0.094 | 1 |
| Cl5-BZ#100 | 2.26 | | ug/kg | 0.189 | 0.094 | 1 |
| Cl5-BZ#94 | 0.453 | | ug/kg | 0.189 | 0.094 | 1 |
| Cl4-BZ#57 | 1.95 | | ug/kg | 0.189 | 0.094 | 1 |
| Cl4-BZ#67/#58 | 6.78 | | ug/kg | 0.378 | 0.189 | 1 |

**Project Name:** NEW BEDFORD HARBOR-LTM **Lab Number:** L2040428

**Project Number:** 60597627 **Report Date:** 10/15/20

## SAMPLE RESULTS

Lab ID: L2040428-08 Date Collected: 09/23/20 13:13

Client ID: S-154-20FSP20-01 Date Received: 09/24/20

Sample Location: NEW BEDFORD, MA Field Prep: Not Specified

Sample Depth:

| Parameter | Result | Qualifier | Units | RL | MDL | Dilution Factor |
|---|---|---|---|---|---|---|
| PCB Congeners/Homologs - Mansfield Lab | | | | | | |
| Cl5-BZ#102 | 4.23 | | ug/kg | 0.189 | 0.094 | 1 |
| Cl4-BZ#61 | ND | | ug/kg | 0.189 | 0.094 | 1 |
| Cl5-BZ#98 | 0.693 | | ug/kg | 0.189 | 0.094 | 1 |
| Cl4-BZ#76 | 0.233 | | ug/kg | 0.189 | 0.094 | 1 |
| Cl5-BZ#93 | 0.259 | | ug/kg | 0.189 | 0.094 | 1 |
| Cl4-BZ#63 | 2.82 | | ug/kg | 0.189 | 0.094 | 1 |
| Cl5-BZ#121/#95/#88 | 42.7 | | ug/kg | 0.566 | 0.283 | 1 |
| Cl4-BZ#74 | 23.3 | | ug/kg | 0.189 | 0.094 | 1 |
| Cl6-BZ#155 | ND | | ug/kg | 0.189 | 0.094 | 1 |
| Cl4-BZ#70 | 29.5 | | ug/kg | 0.189 | 0.094 | 1 |
| Cl5-BZ#91 | 27.6 | | ug/kg | 0.189 | 0.094 | 1 |
| Cl4-BZ#66 | 38.6 | | ug/kg | 0.189 | 0.094 | 1 |
| Cl4-BZ#80 | ND | | ug/kg | 0.189 | 0.094 | 1 |
| Cl4-BZ#55 | 1.01 | | ug/kg | 0.189 | 0.094 | 1 |
| Cl5-BZ#92 | 17.3 | | ug/kg | 0.189 | 0.094 | 1 |
| Cl5-BZ#89/#84 | 15.2 | | ug/kg | 0.378 | 0.189 | 1 |
| Cl5-BZ#101/#90 | 68.7 | | ug/kg | 0.378 | 0.189 | 1 |
| Cl4-BZ#56 | 11.7 | | ug/kg | 0.189 | 0.094 | 1 |
| Cl5-BZ#113 | 1.27 | | ug/kg | 0.189 | 0.094 | 1 |
| Cl5-BZ#99 | 55.2 | | ug/kg | 0.189 | 0.094 | 1 |
| Cl6-BZ#150 | 0.555 | | ug/kg | 0.189 | 0.094 | 1 |
| Cl4-BZ#60 | 6.01 | | ug/kg | 0.189 | 0.094 | 1 |
| Cl6-BZ#152 | 0.117 | J | ug/kg | 0.189 | 0.094 | 1 |
| Cl5-BZ#119 | 7.17 | | ug/kg | 0.189 | 0.094 | 1 |
| Cl5-BZ#83/#125/#112 | 3.84 | | ug/kg | 0.566 | 0.283 | 1 |
| Cl5-BZ#86/#109 | ND | | ug/kg | 0.378 | 0.189 | 1 |
| Cl6-BZ#145 | ND | | ug/kg | 0.189 | 0.094 | 1 |
| Cl5-BZ#97 | 23.6 | | ug/kg | 0.189 | 0.094 | 1 |
| Cl6-BZ#148 | 0.341 | | ug/kg | 0.189 | 0.094 | 1 |
| Cl4-BZ#79 | ND | | ug/kg | 0.189 | 0.094 | 1 |
| Cl5-BZ#116 | ND | | ug/kg | 0.189 | 0.094 | 1 |
| Cl6-BZ#154-Cal | 2.82 | | ug/kg | 0.189 | 0.094 | 1 |
| Cl4-BZ#78 | ND | | ug/kg | 0.189 | 0.094 | 1 |
| Cl5-BZ#87/#111 | 7.57 | | ug/kg | 0.378 | 0.189 | 1 |
| Cl6-BZ#136 | 7.34 | | ug/kg | 0.189 | 0.094 | 1 |
| Cl5-BZ#117 | 3.13 | | ug/kg | 0.189 | 0.094 | 1 |
| Cl5-BZ#115 | 1.20 | | ug/kg | 0.189 | 0.094 | 1 |

**Project Name:** NEW BEDFORD HARBOR-LTM **Lab Number:** L2040428

**Project Number:** 60597627 **Report Date:** 10/15/20

## SAMPLE RESULTS

Lab ID: L2040428-08 Date Collected: 09/23/20 13:13

Client ID: S-154-20FSP20-01 Date Received: 09/24/20

Sample Location: NEW BEDFORD, MA Field Prep: Not Specified

Sample Depth:

| Parameter | Result | Qualifier | Units | RL | MDL | Dilution Factor |
|---|---|---|---|---|---|---|
| PCB Congeners/Homologs - Mansfield Lab | | | | | | |
| Cl5-BZ#85 | 5.68 | | ug/kg | 0.189 | 0.094 | 1 |
| Cl5-BZ#120 | 0.589 | | ug/kg | 0.189 | 0.094 | 1 |
| Cl5-BZ#110 | 89.6 | | ug/kg | 0.189 | 0.094 | 1 |
| Cl4-BZ#81 | ND | | ug/kg | 0.189 | 0.094 | 1 |
| Cl6-BZ#151 | 7.27 | | ug/kg | 0.189 | 0.094 | 1 |
| Cl6-BZ#135 | 6.64 | | ug/kg | 0.189 | 0.094 | 1 |
| Cl5-BZ#82 | 2.42 | | ug/kg | 0.189 | 0.094 | 1 |
| Cl6-BZ#144 | 0.922 | | ug/kg | 0.189 | 0.094 | 1 |
| Cl6-BZ#147/#149 | 55.8 | | ug/kg | 0.378 | 0.189 | 1 |
| Cl4-BZ#77 | 4.21 | | ug/kg | 0.189 | 0.094 | 1 |
| Cl6-BZ#143/#139 | 1.06 | | ug/kg | 0.378 | 0.189 | 1 |
| Cl5-BZ#124 | 1.87 | | ug/kg | 0.189 | 0.094 | 1 |
| Cl6-BZ#140 | 0.207 | | ug/kg | 0.189 | 0.094 | 1 |
| Cl5-BZ#108 | ND | | ug/kg | 0.189 | 0.094 | 1 |
| Cl5-BZ#107/#123 | 5.68 | | ug/kg | 0.378 | 0.189 | 1 |
| Cl7-BZ#188-Cal/RTW | 0.111 | J | ug/kg | 0.189 | 0.094 | 1 |
| Cl6-BZ#134 | 3.54 | | ug/kg | 0.189 | 0.094 | 1 |
| Cl5-BZ#106 | ND | | ug/kg | 0.189 | 0.094 | 1 |
| Cl6-BZ#133 | 1.18 | | ug/kg | 0.189 | 0.094 | 1 |
| Cl6-BZ#142 | ND | | ug/kg | 0.189 | 0.094 | 1 |
| Cl5-BZ#118 | 61.2 | | ug/kg | 0.189 | 0.094 | 1 |
| Cl6-BZ#131 | 0.780 | | ug/kg | 0.189 | 0.094 | 1 |
| Cl7-BZ#184 | ND | | ug/kg | 0.189 | 0.094 | 1 |
| Cl6-BZ#165 | ND | | ug/kg | 0.189 | 0.094 | 1 |
| Cl6-BZ#146 | 9.02 | | ug/kg | 0.189 | 0.094 | 1 |
| Cl6-BZ#161 | ND | | ug/kg | 0.189 | 0.094 | 1 |
| Cl5-BZ#122 | 0.782 | | ug/kg | 0.189 | 0.094 | 1 |
| Cl6-BZ#168 | ND | | ug/kg | 0.189 | 0.094 | 1 |
| Cl5-BZ#114 | 1.97 | | ug/kg | 0.189 | 0.094 | 1 |
| Cl6-BZ#153 | 56.9 | | ug/kg | 0.189 | 0.094 | 1 |
| Cl6-BZ#132 | 8.19 | | ug/kg | 0.189 | 0.094 | 1 |
| Cl7-BZ#179 | 1.87 | | ug/kg | 0.189 | 0.094 | 1 |
| Cl6-BZ#141 | 3.79 | | ug/kg | 0.189 | 0.094 | 1 |
| Cl7-BZ#176 | 0.457 | | ug/kg | 0.189 | 0.094 | 1 |
| Cl5-BZ#105 | 9.76 | | ug/kg | 0.189 | 0.094 | 1 |
| Cl6-BZ#137 | 2.76 | | ug/kg | 0.189 | 0.094 | 1 |
| Cl5-BZ#127 | ND | | ug/kg | 0.189 | 0.094 | 1 |

**Project Name:** NEW BEDFORD HARBOR-LTM **Lab Number:** L2040428

**Project Number:** 60597627 **Report Date:** 10/15/20

## SAMPLE RESULTS

Lab ID: L2040428-08 Date Collected: 09/23/20 13:13

Client ID: S-154-20FSP20-01 Date Received: 09/24/20

Sample Location: NEW BEDFORD, MA Field Prep: Not Specified

Sample Depth:

| Parameter | Result | Qualifier | Units | RL | MDL | Dilution Factor |
|---|---|---|---|---|---|---|
| PCB Congeners/Homologs - Mansfield Lab | | | | | | |
| Cl7-BZ#186 | ND | | ug/kg | 0.189 | 0.094 | 1 |
| Cl6-BZ#130/#164 | 7.12 | | ug/kg | 0.378 | 0.189 | 1 |
| Cl7-BZ#178 | 1.28 | | ug/kg | 0.189 | 0.094 | 1 |
| Cl6-BZ#138 | 25.5 | | ug/kg | 0.189 | 0.094 | 1 |
| Cl6-BZ#163/#160 | 16.2 | | ug/kg | 0.378 | 0.189 | 1 |
| Cl6-BZ#129/#158 | 8.12 | | ug/kg | 0.378 | 0.189 | 1 |
| Cl7-BZ#182/#175 | 0.304 | J | ug/kg | 0.378 | 0.189 | 1 |
| Cl7-BZ#187 | 6.62 | | ug/kg | 0.189 | 0.094 | 1 |
| Cl7-BZ#183 | 2.86 | | ug/kg | 0.189 | 0.094 | 1 |
| Cl6-BZ#166 | 0.480 | | ug/kg | 0.189 | 0.094 | 1 |
| Cl6-BZ#159 | ND | | ug/kg | 0.189 | 0.094 | 1 |
| Cl5-BZ#126 | 0.556 | | ug/kg | 0.189 | 0.094 | 1 |
| Cl7-BZ#185 | 0.398 | | ug/kg | 0.189 | 0.094 | 1 |
| Cl6-BZ#162 | 0.411 | | ug/kg | 0.189 | 0.094 | 1 |
| Cl7-BZ#174 | 2.56 | | ug/kg | 0.189 | 0.094 | 1 |
| Cl6-BZ#128 | 7.67 | | ug/kg | 0.189 | 0.094 | 1 |
| Cl8-BZ#202 | 0.485 | | ug/kg | 0.189 | 0.094 | 1 |
| Cl6-BZ#167 | 3.30 | | ug/kg | 0.189 | 0.094 | 1 |
| Cl7-BZ#181 | 0.276 | | ug/kg | 0.189 | 0.094 | 1 |
| Cl7-BZ#177 | 2.10 | | ug/kg | 0.189 | 0.094 | 1 |
| Cl8-BZ#204/#200-CAL | 0.335 | J | ug/kg | 0.378 | 0.189 | 1 |
| Cl7-BZ#171 | 1.48 | | ug/kg | 0.189 | 0.094 | 1 |
| Cl7-BZ#173 | ND | | ug/kg | 0.189 | 0.094 | 1 |
| Cl8-BZ#197 | ND | | ug/kg | 0.189 | 0.094 | 1 |
| Cl7-BZ#172 | 0.936 | | ug/kg | 0.189 | 0.094 | 1 |
| Cl7-BZ#192 | ND | | ug/kg | 0.189 | 0.094 | 1 |
| Cl6-BZ#156 | 6.00 | | ug/kg | 0.189 | 0.094 | 1 |
| Cl6-BZ#157 | 1.40 | | ug/kg | 0.189 | 0.094 | 1 |
| Cl7-BZ#180 | 7.15 | | ug/kg | 0.189 | 0.094 | 1 |
| Cl7-BZ#193 | 0.902 | | ug/kg | 0.189 | 0.094 | 1 |
| Cl8-BZ#199 | 0.295 | | ug/kg | 0.189 | 0.094 | 1 |
| Cl7-BZ#191 | 0.360 | | ug/kg | 0.189 | 0.094 | 1 |
| Cl8-BZ#198 | ND | | ug/kg | 0.189 | 0.094 | 1 |
| Cl8-BZ#201 | 1.32 | | ug/kg | 0.189 | 0.094 | 1 |
| Cl7-BZ#170 | 5.08 | | ug/kg | 0.189 | 0.094 | 1 |
| Cl7-BZ#190 | 1.30 | | ug/kg | 0.189 | 0.094 | 1 |
| Cl8-BZ#196 | 0.793 | | ug/kg | 0.189 | 0.094 | 1 |

**Project Name:** NEW BEDFORD HARBOR-LTM **Lab Number:** L2040428

**Project Number:** 60597627 **Report Date:** 10/15/20

## SAMPLE RESULTS

Lab ID: L2040428-08 Date Collected: 09/23/20 13:13

Client ID: S-154-20FSP20-01 Date Received: 09/24/20

Sample Location: NEW BEDFORD, MA Field Prep: Not Specified

Sample Depth:

| Parameter | Result | Qualifier | Units | RL | MDL | Dilution Factor |
|---|---|---|---|---|---|---|
| PCB Congeners/Homologs - Mansfield Lab | | | | | | |
| Cl8-BZ#203 | 1.15 | | ug/kg | 0.189 | 0.094 | 1 |
| Cl6-BZ#169 | ND | | ug/kg | 0.189 | 0.094 | 1 |
| Cl9-BZ#208 | 0.417 | | ug/kg | 0.189 | 0.094 | 1 |
| Cl9-BZ#207 | ND | | ug/kg | 0.189 | 0.094 | 1 |
| Cl7-BZ#189 | 0.698 | | ug/kg | 0.189 | 0.094 | 1 |
| Cl8-BZ#195 | 0.578 | | ug/kg | 0.189 | 0.094 | 1 |
| Cl8-BZ#194 | 1.73 | | ug/kg | 0.189 | 0.094 | 1 |
| Cl8-BZ#205 | ND | | ug/kg | 0.189 | 0.094 | 1 |
| Cl9-BZ#206-Cal/RTW | 1.22 | | ug/kg | 0.189 | 0.094 | 1 |
| Cl10-BZ#209-Cal/RTW | 0.657 | | ug/kg | 0.189 | 0.094 | 1 |
| Monochlorobiphenyls | 0.847 | | ug/kg | 0.189 | 0.094 | 1 |
| Dichlorobiphenyls | 52.4 | | ug/kg | 0.189 | 0.094 | 1 |
| Trichlorobiphenyls | 401 | | ug/kg | 0.189 | 0.094 | 1 |
| Tetrachlorobiphenyls | 562 | | ug/kg | 0.189 | 0.094 | 1 |
| Pentachlorobiphenyls | 466 | | ug/kg | 0.189 | 0.094 | 1 |
| Hexachlorobiphenyls | 245 | | ug/kg | 0.189 | 0.094 | 1 |
| Heptachlorobiphenyls | 36.7 | | ug/kg | 0.189 | 0.094 | 1 |
| Octachlorobiphenyls | 6.69 | | ug/kg | 0.189 | 0.094 | 1 |
| Nonachlorobiphenyls | 1.64 | | ug/kg | 0.189 | 0.094 | 1 |
| Decachlorobiphenyl | 0.657 | | ug/kg | 0.189 | 0.094 | 1 |
| Total PCB | 1770 | | ug/kg | 0.189 | NA | 1 |

| Surrogate | % Recovery | Qualifier | Acceptance Criteria |
|---|---|---|---|
| Cl3-BZ#19-C13 (surr) | 72 | | 50-125 |
| Cl8-BZ#202-C13 (surr) | 72 | | 50-125 |

**Project Name:** NEW BEDFORD HARBOR-LTM **Lab Number:** L2040428

**Project Number:** 60597627 **Report Date:** 10/15/20

## SAMPLE RESULTS

Lab ID: L2040428-09
Client ID: S-155-20FSP20-01
Sample Location: NEW BEDFORD, MA

Date Collected: 09/23/20 12:56
Date Received: 09/24/20
Field Prep: Not Specified

Sample Depth:
Matrix: Sediment
Analytical Method: 105,8270D-SIM/680(M)
Analytical Date: 10/10/20 08:09
Analyst: MJS
Percent Solids: 100%

Extraction Method: EPA 3570
Extraction Date: 09/30/20 17:18
Cleanup Method: EPA 3630
Cleanup Date: 10/05/20

| Parameter | Result | Qualifier | Units | RL | MDL | Dilution Factor |
|---|---|---|---|---|---|---|
| PCB Congeners/Homologs - Mansfield Lab | | | | | | |
| Cl1-BZ#1-Cal/RTW | 0.121 | J | ug/kg | 0.186 | 0.093 | 1 |
| Cl1-BZ#2 | 0.211 | | ug/kg | 0.186 | 0.093 | 1 |
| Cl1-BZ#3 | 0.657 | | ug/kg | 0.186 | 0.093 | 1 |
| Cl2-BZ#4/#10 | 1.11 | | ug/kg | 0.372 | 0.186 | 1 |
| Cl2-BZ#9 | 0.269 | | ug/kg | 0.186 | 0.093 | 1 |
| Cl2-BZ#7 | 0.277 | | ug/kg | 0.186 | 0.093 | 1 |
| Cl2-BZ#6 | 6.16 | | ug/kg | 0.186 | 0.093 | 1 |
| Cl2-BZ#5 | ND | | ug/kg | 0.186 | 0.093 | 1 |
| Cl2-BZ#8 | 6.77 | | ug/kg | 0.186 | 0.093 | 1 |
| Cl3-BZ#19 | 1.41 | | ug/kg | 0.186 | 0.093 | 1 |
| Cl2-BZ#14 | ND | | ug/kg | 0.186 | 0.093 | 1 |
| Cl3-BZ#30 | ND | | ug/kg | 0.186 | 0.093 | 1 |
| Cl3-BZ#18 | 16.9 | | ug/kg | 0.186 | 0.093 | 1 |
| Cl2-BZ#11 | 1.14 | | ug/kg | 0.186 | 0.093 | 1 |
| Cl3-BZ#17 | 9.17 | | ug/kg | 0.186 | 0.093 | 1 |
| Cl2-BZ#12 | ND | | ug/kg | 0.186 | 0.093 | 1 |
| Cl3-BZ#27 | 3.61 | | ug/kg | 0.186 | 0.093 | 1 |
| Cl2-BZ#13 | 5.41 | | ug/kg | 0.372 | 0.186 | 1 |
| Cl3-BZ#24 | ND | | ug/kg | 0.186 | 0.093 | 1 |
| Cl3-BZ#16 | 0.973 | | ug/kg | 0.186 | 0.093 | 1 |
| Cl3-BZ#32 | 7.59 | | ug/kg | 0.186 | 0.093 | 1 |
| Cl2-BZ#15 | 7.18 | | ug/kg | 0.186 | 0.093 | 1 |
| Cl3-BZ#34 | 0.512 | | ug/kg | 0.186 | 0.093 | 1 |
| Cl3-BZ#23 | ND | | ug/kg | 0.186 | 0.093 | 1 |
| Cl4-BZ#54 | 0.207 | | ug/kg | 0.186 | 0.093 | 1 |
| Cl3-BZ#29-Cal | ND | | ug/kg | 0.186 | 0.093 | 1 |
| Cl4-BZ#50-Cal | 0.158 | J | ug/kg | 0.186 | 0.093 | 1 |
| Cl3-BZ#26 | 37.7 | | ug/kg | 0.186 | 0.093 | 1 |

**Project Name:** NEW BEDFORD HARBOR-LTM **Lab Number:** L2040428

**Project Number:** 60597627 **Report Date:** 10/15/20

## SAMPLE RESULTS

Lab ID: L2040428-09 Date Collected: 09/23/20 12:56

Client ID: S-155-20FSP20-01 Date Received: 09/24/20

Sample Location: NEW BEDFORD, MA Field Prep: Not Specified

Sample Depth:

| Parameter | Result | Qualifier | Units | RL | MDL | Dilution Factor |
|---|---|---|---|---|---|---|
| PCB Congeners/Homologs - Mansfield Lab | | | | | | |
| Cl3-BZ#25 | 25.4 | | ug/kg | 0.186 | 0.093 | 1 |
| Cl4-BZ#53 | 8.30 | | ug/kg | 0.186 | 0.093 | 1 |
| Cl3-BZ#-31 | 49.3 | | ug/kg | 0.186 | 0.093 | 1 |
| Cl3-BZ#28 | 49.6 | | ug/kg | 0.186 | 0.093 | 1 |
| Cl3-BZ#33 | 2.39 | | ug/kg | 0.186 | 0.093 | 1 |
| Cl4-BZ#51 | 3.56 | | ug/kg | 0.186 | 0.093 | 1 |
| Cl3-BZ#21/#20 | 2.07 | | ug/kg | 0.372 | 0.186 | 1 |
| Cl4-BZ#45 | 1.48 | | ug/kg | 0.186 | 0.093 | 1 |
| Cl3-BZ#22 | 5.68 | | ug/kg | 0.186 | 0.093 | 1 |
| Cl4-BZ#73/#46 | 1.43 | | ug/kg | 0.372 | 0.186 | 1 |
| Cl4-BZ#69 | 0.569 | | ug/kg | 0.186 | 0.093 | 1 |
| Cl4-BZ#43 | 0.511 | | ug/kg | 0.186 | 0.093 | 1 |
| Cl3-BZ#36 | 0.208 | | ug/kg | 0.186 | 0.093 | 1 |
| Cl4-BZ#52 | 68.8 | | ug/kg | 0.186 | 0.093 | 1 |
| Cl4-BZ#48 | 2.08 | | ug/kg | 0.186 | 0.093 | 1 |
| Cl4-BZ#49 | 74.9 | | ug/kg | 0.186 | 0.093 | 1 |
| Cl5-BZ#104 | ND | | ug/kg | 0.186 | 0.093 | 1 |
| Cl4-BZ#47 | 23.6 | | ug/kg | 0.186 | 0.093 | 1 |
| Cl4-BZ#65/#75/#62 | 1.82 | | ug/kg | 0.559 | 0.279 | 1 |
| Cl3-BZ#39 | 0.231 | | ug/kg | 0.186 | 0.093 | 1 |
| Cl3-BZ#38 | ND | | ug/kg | 0.186 | 0.093 | 1 |
| Cl4-BZ#44 | 16.6 | | ug/kg | 0.186 | 0.093 | 1 |
| Cl4-BZ#59 | 3.40 | | ug/kg | 0.186 | 0.093 | 1 |
| Cl4-BZ#42 | 8.91 | | ug/kg | 0.186 | 0.093 | 1 |
| Cl4-BZ#71 | 11.9 | | ug/kg | 0.186 | 0.093 | 1 |
| Cl3-BZ#35 | 0.437 | | ug/kg | 0.186 | 0.093 | 1 |
| Cl4-BZ#41 | 0.406 | | ug/kg | 0.186 | 0.093 | 1 |
| Cl4-BZ#72 | 2.66 | | ug/kg | 0.186 | 0.093 | 1 |
| Cl5-BZ#96 | 0.322 | | ug/kg | 0.186 | 0.093 | 1 |
| Cl5-BZ#103 | 1.55 | | ug/kg | 0.186 | 0.093 | 1 |
| Cl4-BZ#68/#64 | 16.3 | | ug/kg | 0.372 | 0.186 | 1 |
| Cl4-BZ#40 | 2.16 | | ug/kg | 0.186 | 0.093 | 1 |
| Cl3-BZ#37 | 4.98 | | ug/kg | 0.186 | 0.093 | 1 |
| Cl5-BZ#100 | 1.47 | | ug/kg | 0.186 | 0.093 | 1 |
| Cl5-BZ#94 | 0.233 | | ug/kg | 0.186 | 0.093 | 1 |
| Cl4-BZ#57 | 1.06 | | ug/kg | 0.186 | 0.093 | 1 |
| Cl4-BZ#67/#58 | 3.84 | | ug/kg | 0.372 | 0.186 | 1 |

**Project Name:** NEW BEDFORD HARBOR-LTM **Lab Number:** L2040428

**Project Number:** 60597627 **Report Date:** 10/15/20

## SAMPLE RESULTS

Lab ID: L2040428-09 Date Collected: 09/23/20 12:56

Client ID: S-155-20FSP20-01 Date Received: 09/24/20

Sample Location: NEW BEDFORD, MA Field Prep: Not Specified

Sample Depth:

| Parameter | Result | Qualifier | Units | RL | MDL | Dilution Factor |
|---|---|---|---|---|---|---|
| PCB Congeners/Homologs - Mansfield Lab | | | | | | |
| Cl5-BZ#102 | 3.07 | | ug/kg | 0.186 | 0.093 | 1 |
| Cl4-BZ#61 | ND | | ug/kg | 0.186 | 0.093 | 1 |
| Cl5-BZ#98 | 0.368 | | ug/kg | 0.186 | 0.093 | 1 |
| Cl4-BZ#76 | 0.141 | J | ug/kg | 0.186 | 0.093 | 1 |
| Cl5-BZ#93 | 0.176 | J | ug/kg | 0.186 | 0.093 | 1 |
| Cl4-BZ#63 | 1.69 | | ug/kg | 0.186 | 0.093 | 1 |
| Cl5-BZ#121/#95/#88 | 21.8 | | ug/kg | 0.559 | 0.279 | 1 |
| Cl4-BZ#74 | 12.7 | | ug/kg | 0.186 | 0.093 | 1 |
| Cl6-BZ#155 | ND | | ug/kg | 0.186 | 0.093 | 1 |
| Cl4-BZ#70 | 14.0 | | ug/kg | 0.186 | 0.093 | 1 |
| Cl5-BZ#91 | 15.1 | | ug/kg | 0.186 | 0.093 | 1 |
| Cl4-BZ#66 | 21.4 | | ug/kg | 0.186 | 0.093 | 1 |
| Cl4-BZ#80 | ND | | ug/kg | 0.186 | 0.093 | 1 |
| Cl4-BZ#55 | 0.602 | | ug/kg | 0.186 | 0.093 | 1 |
| Cl5-BZ#92 | 9.23 | | ug/kg | 0.186 | 0.093 | 1 |
| Cl5-BZ#89/#84 | 8.50 | | ug/kg | 0.372 | 0.186 | 1 |
| Cl5-BZ#101/#90 | 38.5 | | ug/kg | 0.372 | 0.186 | 1 |
| Cl4-BZ#56 | 5.92 | | ug/kg | 0.186 | 0.093 | 1 |
| Cl5-BZ#113 | 1.16 | | ug/kg | 0.186 | 0.093 | 1 |
| Cl5-BZ#99 | 32.2 | | ug/kg | 0.186 | 0.093 | 1 |
| Cl6-BZ#150 | 0.346 | | ug/kg | 0.186 | 0.093 | 1 |
| Cl4-BZ#60 | 2.55 | | ug/kg | 0.186 | 0.093 | 1 |
| Cl6-BZ#152 | ND | | ug/kg | 0.186 | 0.093 | 1 |
| Cl5-BZ#119 | 4.97 | | ug/kg | 0.186 | 0.093 | 1 |
| Cl5-BZ#83/#125/#112 | 1.82 | | ug/kg | 0.559 | 0.279 | 1 |
| Cl5-BZ#86/#109 | ND | | ug/kg | 0.372 | 0.186 | 1 |
| Cl6-BZ#145 | ND | | ug/kg | 0.186 | 0.093 | 1 |
| Cl5-BZ#97 | 12.3 | | ug/kg | 0.186 | 0.093 | 1 |
| Cl6-BZ#148 | 0.178 | J | ug/kg | 0.186 | 0.093 | 1 |
| Cl4-BZ#79 | ND | | ug/kg | 0.186 | 0.093 | 1 |
| Cl5-BZ#116 | ND | | ug/kg | 0.186 | 0.093 | 1 |
| Cl6-BZ#154-Cal | 2.16 | | ug/kg | 0.186 | 0.093 | 1 |
| Cl4-BZ#78 | ND | | ug/kg | 0.186 | 0.093 | 1 |
| Cl5-BZ#87/#111 | 4.25 | | ug/kg | 0.372 | 0.186 | 1 |
| Cl6-BZ#136 | 4.02 | | ug/kg | 0.186 | 0.093 | 1 |
| Cl5-BZ#117 | 1.88 | | ug/kg | 0.186 | 0.093 | 1 |
| Cl5-BZ#115 | 0.557 | | ug/kg | 0.186 | 0.093 | 1 |

**Project Name:** NEW BEDFORD HARBOR-LTM **Lab Number:** L2040428

**Project Number:** 60597627 **Report Date:** 10/15/20

## SAMPLE RESULTS

Lab ID: L2040428-09 Date Collected: 09/23/20 12:56

Client ID: S-155-20FSP20-01 Date Received: 09/24/20

Sample Location: NEW BEDFORD, MA Field Prep: Not Specified

Sample Depth:

| Parameter | Result | Qualifier | Units | RL | MDL | Dilution Factor |
|---|---|---|---|---|---|---|
| PCB Congeners/Homologs - Mansfield Lab | | | | | | |
| Cl5-BZ#85 | 3.69 | | ug/kg | 0.186 | 0.093 | 1 |
| Cl5-BZ#120 | 0.401 | | ug/kg | 0.186 | 0.093 | 1 |
| Cl5-BZ#110 | 52.5 | | ug/kg | 0.186 | 0.093 | 1 |
| Cl4-BZ#81 | ND | | ug/kg | 0.186 | 0.093 | 1 |
| Cl6-BZ#151 | 4.50 | | ug/kg | 0.186 | 0.093 | 1 |
| Cl6-BZ#135 | 4.44 | | ug/kg | 0.186 | 0.093 | 1 |
| Cl5-BZ#82 | 1.46 | | ug/kg | 0.186 | 0.093 | 1 |
| Cl6-BZ#144 | 0.562 | | ug/kg | 0.186 | 0.093 | 1 |
| Cl6-BZ#147/#149 | 37.1 | | ug/kg | 0.372 | 0.186 | 1 |
| Cl4-BZ#77 | 2.68 | | ug/kg | 0.186 | 0.093 | 1 |
| Cl6-BZ#143/#139 | 0.570 | | ug/kg | 0.372 | 0.186 | 1 |
| Cl5-BZ#124 | 1.30 | | ug/kg | 0.186 | 0.093 | 1 |
| Cl6-BZ#140 | ND | | ug/kg | 0.186 | 0.093 | 1 |
| Cl5-BZ#108 | ND | | ug/kg | 0.186 | 0.093 | 1 |
| Cl5-BZ#107/#123 | 3.37 | | ug/kg | 0.372 | 0.186 | 1 |
| Cl7-BZ#188-Cal/RTW | ND | | ug/kg | 0.186 | 0.093 | 1 |
| Cl6-BZ#134 | 2.02 | | ug/kg | 0.186 | 0.093 | 1 |
| Cl5-BZ#106 | ND | | ug/kg | 0.186 | 0.093 | 1 |
| Cl6-BZ#133 | 0.811 | | ug/kg | 0.186 | 0.093 | 1 |
| Cl6-BZ#142 | ND | | ug/kg | 0.186 | 0.093 | 1 |
| Cl5-BZ#118 | 37.4 | | ug/kg | 0.186 | 0.093 | 1 |
| Cl6-BZ#131 | 0.424 | | ug/kg | 0.186 | 0.093 | 1 |
| Cl7-BZ#184 | ND | | ug/kg | 0.186 | 0.093 | 1 |
| Cl6-BZ#165 | ND | | ug/kg | 0.186 | 0.093 | 1 |
| Cl6-BZ#146 | 5.96 | | ug/kg | 0.186 | 0.093 | 1 |
| Cl6-BZ#161 | ND | | ug/kg | 0.186 | 0.093 | 1 |
| Cl5-BZ#122 | 0.375 | | ug/kg | 0.186 | 0.093 | 1 |
| Cl6-BZ#168 | ND | | ug/kg | 0.186 | 0.093 | 1 |
| Cl5-BZ#114 | 1.20 | | ug/kg | 0.186 | 0.093 | 1 |
| Cl6-BZ#153 | 39.5 | | ug/kg | 0.186 | 0.093 | 1 |
| Cl6-BZ#132 | 5.54 | | ug/kg | 0.186 | 0.093 | 1 |
| Cl7-BZ#179 | 1.32 | | ug/kg | 0.186 | 0.093 | 1 |
| Cl6-BZ#141 | 2.49 | | ug/kg | 0.186 | 0.093 | 1 |
| Cl7-BZ#176 | 0.305 | | ug/kg | 0.186 | 0.093 | 1 |
| Cl5-BZ#105 | 6.01 | | ug/kg | 0.186 | 0.093 | 1 |
| Cl6-BZ#137 | 1.76 | | ug/kg | 0.186 | 0.093 | 1 |
| Cl5-BZ#127 | ND | | ug/kg | 0.186 | 0.093 | 1 |

**Project Name:** NEW BEDFORD HARBOR-LTM **Lab Number:** L2040428

**Project Number:** 60597627 **Report Date:** 10/15/20

## SAMPLE RESULTS

Lab ID: L2040428-09 Date Collected: 09/23/20 12:56

Client ID: S-155-20FSP20-01 Date Received: 09/24/20

Sample Location: NEW BEDFORD, MA Field Prep: Not Specified

Sample Depth:

| Parameter | Result | Qualifier | Units | RL | MDL | Dilution Factor |
|---|---|---|---|---|---|---|
| PCB Congeners/Homologs - Mansfield Lab | | | | | | |
| Cl7-BZ#186 | ND | | ug/kg | 0.186 | 0.093 | 1 |
| Cl6-BZ#130/#164 | 4.70 | | ug/kg | 0.372 | 0.186 | 1 |
| Cl7-BZ#178 | 1.09 | | ug/kg | 0.186 | 0.093 | 1 |
| Cl6-BZ#138 | 18.4 | | ug/kg | 0.186 | 0.093 | 1 |
| Cl6-BZ#163/#160 | 11.1 | | ug/kg | 0.372 | 0.186 | 1 |
| Cl6-BZ#129/#158 | 4.94 | | ug/kg | 0.372 | 0.186 | 1 |
| Cl7-BZ#182/#175 | ND | | ug/kg | 0.372 | 0.186 | 1 |
| Cl7-BZ#187 | 4.82 | | ug/kg | 0.186 | 0.093 | 1 |
| Cl7-BZ#183 | 2.00 | | ug/kg | 0.186 | 0.093 | 1 |
| Cl6-BZ#166 | 0.259 | | ug/kg | 0.186 | 0.093 | 1 |
| Cl6-BZ#159 | ND | | ug/kg | 0.186 | 0.093 | 1 |
| Cl5-BZ#126 | 0.516 | | ug/kg | 0.186 | 0.093 | 1 |
| Cl7-BZ#185 | 0.255 | | ug/kg | 0.186 | 0.093 | 1 |
| Cl6-BZ#162 | 0.266 | | ug/kg | 0.186 | 0.093 | 1 |
| Cl7-BZ#174 | 1.67 | | ug/kg | 0.186 | 0.093 | 1 |
| Cl6-BZ#128 | 5.17 | | ug/kg | 0.186 | 0.093 | 1 |
| Cl8-BZ#202 | 0.361 | | ug/kg | 0.186 | 0.093 | 1 |
| Cl6-BZ#167 | 2.23 | | ug/kg | 0.186 | 0.093 | 1 |
| Cl7-BZ#181 | 0.161 | J | ug/kg | 0.186 | 0.093 | 1 |
| Cl7-BZ#177 | 1.60 | | ug/kg | 0.186 | 0.093 | 1 |
| Cl8-BZ#204/#200-CAL | 0.218 | J | ug/kg | 0.372 | 0.186 | 1 |
| Cl7-BZ#171 | 1.25 | | ug/kg | 0.186 | 0.093 | 1 |
| Cl7-BZ#173 | ND | | ug/kg | 0.186 | 0.093 | 1 |
| Cl8-BZ#197 | ND | | ug/kg | 0.186 | 0.093 | 1 |
| Cl7-BZ#172 | 0.677 | | ug/kg | 0.186 | 0.093 | 1 |
| Cl7-BZ#192 | ND | | ug/kg | 0.186 | 0.093 | 1 |
| Cl6-BZ#156 | 3.58 | | ug/kg | 0.186 | 0.093 | 1 |
| Cl6-BZ#157 | 0.919 | | ug/kg | 0.186 | 0.093 | 1 |
| Cl7-BZ#180 | 5.21 | | ug/kg | 0.186 | 0.093 | 1 |
| Cl7-BZ#193 | 0.557 | | ug/kg | 0.186 | 0.093 | 1 |
| Cl8-BZ#199 | ND | | ug/kg | 0.186 | 0.093 | 1 |
| Cl7-BZ#191 | 0.366 | | ug/kg | 0.186 | 0.093 | 1 |
| Cl8-BZ#198 | ND | | ug/kg | 0.186 | 0.093 | 1 |
| Cl8-BZ#201 | 1.13 | | ug/kg | 0.186 | 0.093 | 1 |
| Cl7-BZ#170 | 3.56 | | ug/kg | 0.186 | 0.093 | 1 |
| Cl7-BZ#190 | 0.937 | | ug/kg | 0.186 | 0.093 | 1 |
| Cl8-BZ#196 | 0.824 | | ug/kg | 0.186 | 0.093 | 1 |

**Project Name:** NEW BEDFORD HARBOR-LTM **Lab Number:** L2040428

**Project Number:** 60597627 **Report Date:** 10/15/20

## SAMPLE RESULTS

Lab ID: L2040428-09 Date Collected: 09/23/20 12:56

Client ID: S-155-20FSP20-01 Date Received: 09/24/20

Sample Location: NEW BEDFORD, MA Field Prep: Not Specified

Sample Depth:

| Parameter | Result | Qualifier | Units | RL | MDL | Dilution Factor |
|---|---|---|---|---|---|---|
| PCB Congeners/Homologs - Mansfield Lab | | | | | | |
| Cl8-BZ#203 | 0.462 | | ug/kg | 0.186 | 0.093 | 1 |
| Cl6-BZ#169 | ND | | ug/kg | 0.186 | 0.093 | 1 |
| Cl9-BZ#208 | 0.282 | | ug/kg | 0.186 | 0.093 | 1 |
| Cl9-BZ#207 | 0.176 | J | ug/kg | 0.186 | 0.093 | 1 |
| Cl7-BZ#189 | 0.379 | | ug/kg | 0.186 | 0.093 | 1 |
| Cl8-BZ#195 | 0.334 | | ug/kg | 0.186 | 0.093 | 1 |
| Cl8-BZ#194 | 1.38 | | ug/kg | 0.186 | 0.093 | 1 |
| Cl8-BZ#205 | ND | | ug/kg | 0.186 | 0.093 | 1 |
| Cl9-BZ#206-Cal/RTW | 0.842 | | ug/kg | 0.186 | 0.093 | 1 |
| Cl10-BZ#209-Cal/RTW | 0.270 | | ug/kg | 0.186 | 0.093 | 1 |
| Monochlorobiphenyls | 0.989 | | ug/kg | 0.186 | 0.093 | 1 |
| Dichlorobiphenyls | 28.3 | | ug/kg | 0.186 | 0.093 | 1 |
| Trichlorobiphenyls | 218 | | ug/kg | 0.186 | 0.093 | 1 |
| Tetrachlorobiphenyls | 316 | | ug/kg | 0.186 | 0.093 | 1 |
| Pentachlorobiphenyls | 268 | | ug/kg | 0.186 | 0.093 | 1 |
| Hexachlorobiphenyls | 164 | | ug/kg | 0.186 | 0.093 | 1 |
| Heptachlorobiphenyls | 26.2 | | ug/kg | 0.186 | 0.093 | 1 |
| Octachlorobiphenyls | 4.71 | | ug/kg | 0.186 | 0.093 | 1 |
| Nonachlorobiphenyls | 1.30 | | ug/kg | 0.186 | 0.093 | 1 |
| Decachlorobiphenyl | 0.270 | | ug/kg | 0.186 | 0.093 | 1 |
| Total PCB | 1030 | | ug/kg | 0.186 | NA | 1 |

| Surrogate | % Recovery | Qualifier | Acceptance Criteria |
|---|---|---|---|
| Cl3-BZ#19-C13 (surr) | 63 | | 50-125 |
| Cl8-BZ#202-C13 (surr) | 70 | | 50-125 |

**Project Name:** NEW BEDFORD HARBOR-LTM **Lab Number:** L2040428

**Project Number:** 60597627 **Report Date:** 10/15/20

## SAMPLE RESULTS

Lab ID: L2040428-10 D
Client ID: S-202-20FSP20-01
Sample Location: NEW BEDFORD, MA

Date Collected: 09/23/20 15:47
Date Received: 09/24/20
Field Prep: Not Specified

Sample Depth:
Matrix: Sediment
Analytical Method: 105,8270D-SIM/680(M)
Analytical Date: 10/10/20 18:09
Analyst: MJS
Percent Solids: 99%

Extraction Method: EPA 3570
Extraction Date: 09/30/20 21:17
Cleanup Method: EPA 3630
Cleanup Date: 10/05/20

| Parameter | Result | Qualifier | Units | RL | MDL | Dilution Factor |
|---|---|---|---|---|---|---|
| PCB Congeners/Homologs - Mansfield Lab | | | | | | |
| Cl1-BZ#1-Cal/RTW | 0.879 | J | ug/kg | 0.964 | 0.482 | 5 |
| Cl1-BZ#2 | 0.796 | J | ug/kg | 0.964 | 0.482 | 5 |
| Cl1-BZ#3 | 1.61 | | ug/kg | 0.964 | 0.482 | 5 |
| Cl2-BZ#4/#10 | 15.7 | | ug/kg | 1.93 | 0.964 | 5 |
| Cl2-BZ#9 | 4.27 | | ug/kg | 0.964 | 0.482 | 5 |
| Cl2-BZ#7 | 2.80 | | ug/kg | 0.964 | 0.482 | 5 |
| Cl2-BZ#6 | 105 | | ug/kg | 0.964 | 0.482 | 5 |
| Cl2-BZ#5 | 0.623 | J | ug/kg | 0.964 | 0.482 | 5 |
| Cl2-BZ#8 | 85.6 | | ug/kg | 0.964 | 0.482 | 5 |
| Cl3-BZ#19 | 11.3 | | ug/kg | 0.964 | 0.482 | 5 |
| Cl2-BZ#14 | ND | | ug/kg | 0.964 | 0.482 | 5 |
| Cl3-BZ#30 | ND | | ug/kg | 0.964 | 0.482 | 5 |
| Cl3-BZ#18 | 198 | | ug/kg | 0.964 | 0.482 | 5 |
| Cl2-BZ#11 | 17.8 | | ug/kg | 0.964 | 0.482 | 5 |
| Cl3-BZ#17 | 107 | | ug/kg | 0.964 | 0.482 | 5 |
| Cl2-BZ#12 | ND | | ug/kg | 0.964 | 0.482 | 5 |
| Cl3-BZ#27 | 19.1 | | ug/kg | 0.964 | 0.482 | 5 |
| Cl2-BZ#13 | 66.9 | | ug/kg | 1.93 | 0.964 | 5 |
| Cl3-BZ#24 | 2.05 | | ug/kg | 0.964 | 0.482 | 5 |
| Cl3-BZ#16 | 31.5 | | ug/kg | 0.964 | 0.482 | 5 |
| Cl3-BZ#32 | 60.4 | | ug/kg | 0.964 | 0.482 | 5 |
| Cl2-BZ#15 | 54.6 | | ug/kg | 0.964 | 0.482 | 5 |
| Cl3-BZ#34 | 5.12 | | ug/kg | 0.964 | 0.482 | 5 |
| Cl3-BZ#23 | ND | | ug/kg | 0.964 | 0.482 | 5 |
| Cl4-BZ#54 | 0.578 | J | ug/kg | 0.964 | 0.482 | 5 |
| Cl3-BZ#29-Cal | 0.848 | J | ug/kg | 0.964 | 0.482 | 5 |
| Cl4-BZ#50-Cal | 1.32 | | ug/kg | 0.964 | 0.482 | 5 |
| Cl3-BZ#26 | 343 | | ug/kg | 0.964 | 0.482 | 5 |

**Project Name:** NEW BEDFORD HARBOR-LTM **Lab Number:** L2040428

**Project Number:** 60597627 **Report Date:** 10/15/20

## SAMPLE RESULTS

Lab ID: L2040428-10 D Date Collected: 09/23/20 15:47

Client ID: S-202-20FSP20-01 Date Received: 09/24/20

Sample Location: NEW BEDFORD, MA Field Prep: Not Specified

Sample Depth:

| Parameter | Result | Qualifier | Units | RL | MDL | Dilution Factor |
|---|---|---|---|---|---|---|
| PCB Congeners/Homologs - Mansfield Lab | | | | | | |
| Cl3-BZ#25 | 228 | | ug/kg | 0.964 | 0.482 | 5 |
| Cl4-BZ#53 | 39.8 | | ug/kg | 0.964 | 0.482 | 5 |
| Cl3-BZ#-31 | 497 | | ug/kg | 0.964 | 0.482 | 5 |
| Cl3-BZ#28 | 443 | | ug/kg | 0.964 | 0.482 | 5 |
| Cl3-BZ#33 | 20.6 | | ug/kg | 0.964 | 0.482 | 5 |
| Cl4-BZ#51 | 16.7 | | ug/kg | 0.964 | 0.482 | 5 |
| Cl3-BZ#21/#20 | 62.9 | | ug/kg | 1.93 | 0.964 | 5 |
| Cl4-BZ#45 | 28.9 | | ug/kg | 0.964 | 0.482 | 5 |
| Cl3-BZ#22 | 104 | | ug/kg | 0.964 | 0.482 | 5 |
| Cl4-BZ#73/#46 | 10.9 | | ug/kg | 1.93 | 0.964 | 5 |
| Cl4-BZ#69 | 1.89 | | ug/kg | 0.964 | 0.482 | 5 |
| Cl4-BZ#43 | 7.65 | | ug/kg | 0.964 | 0.482 | 5 |
| Cl3-BZ#36 | 1.52 | | ug/kg | 0.964 | 0.482 | 5 |
| Cl4-BZ#52 | 406 | | ug/kg | 0.964 | 0.482 | 5 |
| Cl4-BZ#48 | 21.8 | | ug/kg | 0.964 | 0.482 | 5 |
| Cl4-BZ#49 | 430 | | ug/kg | 0.964 | 0.482 | 5 |
| Cl5-BZ#104 | ND | | ug/kg | 0.964 | 0.482 | 5 |
| Cl4-BZ#47 | 135 | | ug/kg | 0.964 | 0.482 | 5 |
| Cl4-BZ#65/#75/#62 | 10.9 | | ug/kg | 2.89 | 1.45 | 5 |
| Cl3-BZ#39 | 2.00 | | ug/kg | 0.964 | 0.482 | 5 |
| Cl3-BZ#38 | ND | | ug/kg | 0.964 | 0.482 | 5 |
| Cl4-BZ#44 | 204 | | ug/kg | 0.964 | 0.482 | 5 |
| Cl4-BZ#59 | 33.0 | | ug/kg | 0.964 | 0.482 | 5 |
| Cl4-BZ#42 | 100 | | ug/kg | 0.964 | 0.482 | 5 |
| Cl4-BZ#71 | 63.5 | | ug/kg | 0.964 | 0.482 | 5 |
| Cl3-BZ#35 | 3.28 | | ug/kg | 0.964 | 0.482 | 5 |
| Cl4-BZ#41 | 1.51 | | ug/kg | 0.964 | 0.482 | 5 |
| Cl4-BZ#72 | 9.54 | | ug/kg | 0.964 | 0.482 | 5 |
| Cl5-BZ#96 | 2.60 | | ug/kg | 0.964 | 0.482 | 5 |
| Cl5-BZ#103 | 6.32 | | ug/kg | 0.964 | 0.482 | 5 |
| Cl4-BZ#68/#64 | 174 | | ug/kg | 1.93 | 0.964 | 5 |
| Cl4-BZ#40 | 30.8 | | ug/kg | 0.964 | 0.482 | 5 |
| Cl3-BZ#37 | 37.2 | | ug/kg | 0.964 | 0.482 | 5 |
| Cl5-BZ#100 | 5.50 | | ug/kg | 0.964 | 0.482 | 5 |
| Cl5-BZ#94 | 1.17 | | ug/kg | 0.964 | 0.482 | 5 |
| Cl4-BZ#57 | 8.37 | | ug/kg | 0.964 | 0.482 | 5 |
| Cl4-BZ#67/#58 | 22.8 | | ug/kg | 1.93 | 0.964 | 5 |

**Project Name:** NEW BEDFORD HARBOR-LTM **Lab Number:** L2040428

**Project Number:** 60597627 **Report Date:** 10/15/20

## SAMPLE RESULTS

Lab ID: L2040428-10 D Date Collected: 09/23/20 15:47

Client ID: S-202-20FSP20-01 Date Received: 09/24/20

Sample Location: NEW BEDFORD, MA Field Prep: Not Specified

Sample Depth:

| Parameter | Result | Qualifier | Units | RL | MDL | Dilution Factor |
|---|---|---|---|---|---|---|
| PCB Congeners/Homologs - Mansfield Lab | | | | | | |
| Cl5-BZ#102 | 10.0 | | ug/kg | 0.964 | 0.482 | 5 |
| Cl4-BZ#61 | ND | | ug/kg | 0.964 | 0.482 | 5 |
| Cl5-BZ#98 | 2.10 | | ug/kg | 0.964 | 0.482 | 5 |
| Cl4-BZ#76 | 1.09 | | ug/kg | 0.964 | 0.482 | 5 |
| Cl5-BZ#93 | 1.39 | | ug/kg | 0.964 | 0.482 | 5 |
| Cl4-BZ#63 | 15.6 | | ug/kg | 0.964 | 0.482 | 5 |
| Cl5-BZ#121/#95/#88 | 128 | | ug/kg | 2.89 | 1.45 | 5 |
| Cl4-BZ#74 | 95.0 | | ug/kg | 0.964 | 0.482 | 5 |
| Cl6-BZ#155 | ND | | ug/kg | 0.964 | 0.482 | 5 |
| Cl4-BZ#70 | 93.1 | | ug/kg | 0.964 | 0.482 | 5 |
| Cl5-BZ#91 | 81.7 | | ug/kg | 0.964 | 0.482 | 5 |
| Cl4-BZ#66 | 143 | | ug/kg | 0.964 | 0.482 | 5 |
| Cl4-BZ#80 | ND | | ug/kg | 0.964 | 0.482 | 5 |
| Cl4-BZ#55 | 2.24 | | ug/kg | 0.964 | 0.482 | 5 |
| Cl5-BZ#92 | 47.1 | | ug/kg | 0.964 | 0.482 | 5 |
| Cl5-BZ#89/#84 | 51.1 | | ug/kg | 1.93 | 0.964 | 5 |
| Cl5-BZ#101/#90 | 174 | | ug/kg | 1.93 | 0.964 | 5 |
| Cl4-BZ#56 | 43.7 | | ug/kg | 0.964 | 0.482 | 5 |
| Cl5-BZ#113 | 2.40 | | ug/kg | 0.964 | 0.482 | 5 |
| Cl5-BZ#99 | 136 | | ug/kg | 0.964 | 0.482 | 5 |
| Cl6-BZ#150 | 1.56 | | ug/kg | 0.964 | 0.482 | 5 |
| Cl4-BZ#60 | 11.5 | | ug/kg | 0.964 | 0.482 | 5 |
| Cl6-BZ#152 | ND | | ug/kg | 0.964 | 0.482 | 5 |
| Cl5-BZ#119 | 17.1 | | ug/kg | 0.964 | 0.482 | 5 |
| Cl5-BZ#83/#125/#112 | 12.0 | | ug/kg | 2.89 | 1.45 | 5 |
| Cl5-BZ#86/#109 | 1.02 | J | ug/kg | 1.93 | 0.964 | 5 |
| Cl6-BZ#145 | ND | | ug/kg | 0.964 | 0.482 | 5 |
| Cl5-BZ#97 | 61.2 | | ug/kg | 0.964 | 0.482 | 5 |
| Cl6-BZ#148 | 0.521 | J | ug/kg | 0.964 | 0.482 | 5 |
| Cl4-BZ#79 | ND | | ug/kg | 0.964 | 0.482 | 5 |
| Cl5-BZ#116 | ND | | ug/kg | 0.964 | 0.482 | 5 |
| Cl6-BZ#154-Cal | 6.16 | | ug/kg | 0.964 | 0.482 | 5 |
| Cl4-BZ#78 | ND | | ug/kg | 0.964 | 0.482 | 5 |
| Cl5-BZ#87/#111 | 14.2 | | ug/kg | 1.93 | 0.964 | 5 |
| Cl6-BZ#136 | 16.1 | | ug/kg | 0.964 | 0.482 | 5 |
| Cl5-BZ#117 | 10.8 | | ug/kg | 0.964 | 0.482 | 5 |
| Cl5-BZ#115 | 2.90 | | ug/kg | 0.964 | 0.482 | 5 |

**Project Name:** NEW BEDFORD HARBOR-LTM **Lab Number:** L2040428

**Project Number:** 60597627 **Report Date:** 10/15/20

## SAMPLE RESULTS

Lab ID: L2040428-10 D Date Collected: 09/23/20 15:47

Client ID: S-202-20FSP20-01 Date Received: 09/24/20

Sample Location: NEW BEDFORD, MA Field Prep: Not Specified

Sample Depth:

| Parameter | Result | Qualifier | Units | RL | MDL | Dilution Factor |
|---|---|---|---|---|---|---|
| PCB Congeners/Homologs - Mansfield Lab | | | | | | |
| Cl5-BZ#85 | 11.6 | | ug/kg | 0.964 | 0.482 | 5 |
| Cl5-BZ#120 | 1.09 | | ug/kg | 0.964 | 0.482 | 5 |
| Cl5-BZ#110 | 226 | | ug/kg | 0.964 | 0.482 | 5 |
| Cl4-BZ#81 | ND | | ug/kg | 0.964 | 0.482 | 5 |
| Cl6-BZ#151 | 17.7 | | ug/kg | 0.964 | 0.482 | 5 |
| Cl6-BZ#135 | 16.0 | | ug/kg | 0.964 | 0.482 | 5 |
| Cl5-BZ#82 | 4.67 | | ug/kg | 0.964 | 0.482 | 5 |
| Cl6-BZ#144 | 2.18 | | ug/kg | 0.964 | 0.482 | 5 |
| Cl6-BZ#147/#149 | 120 | | ug/kg | 1.93 | 0.964 | 5 |
| Cl4-BZ#77 | 12.2 | | ug/kg | 0.964 | 0.482 | 5 |
| Cl6-BZ#143/#139 | 2.27 | | ug/kg | 1.93 | 0.964 | 5 |
| Cl5-BZ#124 | 5.24 | | ug/kg | 0.964 | 0.482 | 5 |
| Cl6-BZ#140 | ND | | ug/kg | 0.964 | 0.482 | 5 |
| Cl5-BZ#108 | ND | | ug/kg | 0.964 | 0.482 | 5 |
| Cl5-BZ#107/#123 | 13.4 | | ug/kg | 1.93 | 0.964 | 5 |
| Cl7-BZ#188-Cal/RTW | ND | | ug/kg | 0.964 | 0.482 | 5 |
| Cl6-BZ#134 | 7.97 | | ug/kg | 0.964 | 0.482 | 5 |
| Cl5-BZ#106 | ND | | ug/kg | 0.964 | 0.482 | 5 |
| Cl6-BZ#133 | 2.23 | | ug/kg | 0.964 | 0.482 | 5 |
| Cl6-BZ#142 | ND | | ug/kg | 0.964 | 0.482 | 5 |
| Cl5-BZ#118 | 137 | | ug/kg | 0.964 | 0.482 | 5 |
| Cl6-BZ#131 | 1.62 | | ug/kg | 0.964 | 0.482 | 5 |
| Cl7-BZ#184 | ND | | ug/kg | 0.964 | 0.482 | 5 |
| Cl6-BZ#165 | ND | | ug/kg | 0.964 | 0.482 | 5 |
| Cl6-BZ#146 | 18.3 | | ug/kg | 0.964 | 0.482 | 5 |
| Cl6-BZ#161 | ND | | ug/kg | 0.964 | 0.482 | 5 |
| Cl5-BZ#122 | 2.11 | | ug/kg | 0.964 | 0.482 | 5 |
| Cl6-BZ#168 | ND | | ug/kg | 0.964 | 0.482 | 5 |
| Cl5-BZ#114 | 4.67 | | ug/kg | 0.964 | 0.482 | 5 |
| Cl6-BZ#153 | 115 | | ug/kg | 0.964 | 0.482 | 5 |
| Cl6-BZ#132 | 14.7 | | ug/kg | 0.964 | 0.482 | 5 |
| Cl7-BZ#179 | 4.21 | | ug/kg | 0.964 | 0.482 | 5 |
| Cl6-BZ#141 | 8.91 | | ug/kg | 0.964 | 0.482 | 5 |
| Cl7-BZ#176 | 0.912 | J | ug/kg | 0.964 | 0.482 | 5 |
| Cl5-BZ#105 | 19.1 | | ug/kg | 0.964 | 0.482 | 5 |
| Cl6-BZ#137 | 6.16 | | ug/kg | 0.964 | 0.482 | 5 |
| Cl5-BZ#127 | ND | | ug/kg | 0.964 | 0.482 | 5 |

**Project Name:** NEW BEDFORD HARBOR-LTM **Lab Number:** L2040428

**Project Number:** 60597627 **Report Date:** 10/15/20

## SAMPLE RESULTS

Lab ID: L2040428-10 D Date Collected: 09/23/20 15:47

Client ID: S-202-20FSP20-01 Date Received: 09/24/20

Sample Location: NEW BEDFORD, MA Field Prep: Not Specified

Sample Depth:

| Parameter | Result | Qualifier | Units | RL | MDL | Dilution Factor |
|---|---|---|---|---|---|---|
| PCB Congeners/Homologs - Mansfield Lab | | | | | | |
| Cl7-BZ#186 | ND | | ug/kg | 0.964 | 0.482 | 5 |
| Cl6-BZ#130/#164 | 14.0 | | ug/kg | 1.93 | 0.964 | 5 |
| Cl7-BZ#178 | 2.69 | | ug/kg | 0.964 | 0.482 | 5 |
| Cl6-BZ#138 | 51.6 | | ug/kg | 0.964 | 0.482 | 5 |
| Cl6-BZ#163/#160 | 33.8 | | ug/kg | 1.93 | 0.964 | 5 |
| Cl6-BZ#129/#158 | 15.4 | | ug/kg | 1.93 | 0.964 | 5 |
| Cl7-BZ#182/#175 | ND | | ug/kg | 1.93 | 0.964 | 5 |
| Cl7-BZ#187 | 14.0 | | ug/kg | 0.964 | 0.482 | 5 |
| Cl7-BZ#183 | 6.02 | | ug/kg | 0.964 | 0.482 | 5 |
| Cl6-BZ#166 | 1.03 | | ug/kg | 0.964 | 0.482 | 5 |
| Cl6-BZ#159 | ND | | ug/kg | 0.964 | 0.482 | 5 |
| Cl5-BZ#126 | ND | | ug/kg | 0.964 | 0.482 | 5 |
| Cl7-BZ#185 | ND | | ug/kg | 0.964 | 0.482 | 5 |
| Cl6-BZ#162 | 0.902 | J | ug/kg | 0.964 | 0.482 | 5 |
| Cl7-BZ#174 | 4.66 | | ug/kg | 0.964 | 0.482 | 5 |
| Cl6-BZ#128 | 14.8 | | ug/kg | 0.964 | 0.482 | 5 |
| Cl8-BZ#202 | 1.18 | | ug/kg | 0.964 | 0.482 | 5 |
| Cl6-BZ#167 | 7.44 | | ug/kg | 0.964 | 0.482 | 5 |
| Cl7-BZ#181 | ND | | ug/kg | 0.964 | 0.482 | 5 |
| Cl7-BZ#177 | 4.98 | | ug/kg | 0.964 | 0.482 | 5 |
| Cl8-BZ#204/#200-CAL | ND | | ug/kg | 1.93 | 0.964 | 5 |
| Cl7-BZ#171 | 4.00 | | ug/kg | 0.964 | 0.482 | 5 |
| Cl7-BZ#173 | ND | | ug/kg | 0.964 | 0.482 | 5 |
| Cl8-BZ#197 | ND | | ug/kg | 0.964 | 0.482 | 5 |
| Cl7-BZ#172 | 2.38 | | ug/kg | 0.964 | 0.482 | 5 |
| Cl7-BZ#192 | ND | | ug/kg | 0.964 | 0.482 | 5 |
| Cl6-BZ#156 | 12.1 | | ug/kg | 0.964 | 0.482 | 5 |
| Cl6-BZ#157 | 2.64 | | ug/kg | 0.964 | 0.482 | 5 |
| Cl7-BZ#180 | 15.6 | | ug/kg | 0.964 | 0.482 | 5 |
| Cl7-BZ#193 | 1.16 | | ug/kg | 0.964 | 0.482 | 5 |
| Cl8-BZ#199 | ND | | ug/kg | 0.964 | 0.482 | 5 |
| Cl7-BZ#191 | 0.991 | | ug/kg | 0.964 | 0.482 | 5 |
| Cl8-BZ#198 | ND | | ug/kg | 0.964 | 0.482 | 5 |
| Cl8-BZ#201 | 5.13 | | ug/kg | 0.964 | 0.482 | 5 |
| Cl7-BZ#170 | 12.0 | | ug/kg | 0.964 | 0.482 | 5 |
| Cl7-BZ#190 | 2.76 | | ug/kg | 0.964 | 0.482 | 5 |
| Cl8-BZ#196 | 1.91 | | ug/kg | 0.964 | 0.482 | 5 |

**Project Name:** NEW BEDFORD HARBOR-LTM **Lab Number:** L2040428

**Project Number:** 60597627 **Report Date:** 10/15/20

## SAMPLE RESULTS

Lab ID: L2040428-10 D Date Collected: 09/23/20 15:47

Client ID: S-202-20FSP20-01 Date Received: 09/24/20

Sample Location: NEW BEDFORD, MA Field Prep: Not Specified

Sample Depth:

| Parameter | Result | Qualifier | Units | RL | MDL | Dilution Factor |
|---|---|---|---|---|---|---|
| PCB Congeners/Homologs - Mansfield Lab | | | | | | |
| Cl8-BZ#203 | 1.33 | | ug/kg | 0.964 | 0.482 | 5 |
| Cl6-BZ#169 | ND | | ug/kg | 0.964 | 0.482 | 5 |
| Cl9-BZ#208 | ND | | ug/kg | 0.964 | 0.482 | 5 |
| Cl9-BZ#207 | ND | | ug/kg | 0.964 | 0.482 | 5 |
| Cl7-BZ#189 | 1.34 | | ug/kg | 0.964 | 0.482 | 5 |
| Cl8-BZ#195 | ND | | ug/kg | 0.964 | 0.482 | 5 |
| Cl8-BZ#194 | 2.74 | | ug/kg | 0.964 | 0.482 | 5 |
| Cl8-BZ#205 | ND | | ug/kg | 0.964 | 0.482 | 5 |
| Cl9-BZ#206-Cal/RTW | ND | | ug/kg | 0.964 | 0.482 | 5 |
| Cl10-BZ#209-Cal/RTW | ND | | ug/kg | 0.964 | 0.482 | 5 |
| Monochlorobiphenyls | 3.29 | | ug/kg | 0.964 | 0.482 | 5 |
| Dichlorobiphenyls | 353 | | ug/kg | 0.964 | 0.482 | 5 |
| Trichlorobiphenyls | 2180 | | ug/kg | 0.964 | 0.482 | 5 |
| Tetrachlorobiphenyls | 2180 | | ug/kg | 0.964 | 0.482 | 5 |
| Pentachlorobiphenyls | 1190 | | ug/kg | 0.964 | 0.482 | 5 |
| Hexachlorobiphenyls | 511 | | ug/kg | 0.964 | 0.482 | 5 |
| Heptachlorobiphenyls | 77.7 | | ug/kg | 0.964 | 0.482 | 5 |
| Octachlorobiphenyls | 12.3 | | ug/kg | 0.964 | 0.482 | 5 |
| Nonachlorobiphenyls | ND | | ug/kg | 0.964 | 0.482 | 5 |
| Decachlorobiphenyl | ND | | ug/kg | 0.964 | 0.482 | 5 |
| Total PCB | 6510 | | ug/kg | 0.964 | NA | 5 |

| Surrogate | % Recovery | Qualifier | Acceptance Criteria |
|---|---|---|---|
| Cl3-BZ#19-C13 (surr) | 55 | | 50-125 |
| Cl8-BZ#202-C13 (surr) | 68 | | 50-125 |

**Project Name:** NEW BEDFORD HARBOR-LTM
**Project Number:** 60597627

**Lab Number:** L2040428
**Report Date:** 10/15/20

# Method Blank Analysis
## Batch Quality Control

Analytical Method: 105,8270D-SIM/680(M)
Analytical Date: 10/11/20 13:27
Analyst: MJS

Extraction Method: EPA 3570
Extraction Date: 09/30/20 17:18
Cleanup Method: EPA 3630
Cleanup Date: 10/05/20

| Parameter | Result | Qualifier | Units | RL | MDL |
|---|---|---|---|---|---|
| PCB Congeners/Homologs - Mansfield Lab for sample(s): 01-10 Batch: WG1416513-1 | | | | | |
| Cl1-BZ#1-Cal/RTW | ND | | ug/kg | 0.200 | 0.100 |
| Cl1-BZ#2 | ND | | ug/kg | 0.200 | 0.100 |
| Cl1-BZ#3 | ND | | ug/kg | 0.200 | 0.100 |
| Cl2-BZ#4/#10 | ND | | ug/kg | 0.400 | 0.200 |
| Cl2-BZ#9 | ND | | ug/kg | 0.200 | 0.100 |
| Cl2-BZ#7 | ND | | ug/kg | 0.200 | 0.100 |
| Cl2-BZ#6 | ND | | ug/kg | 0.200 | 0.100 |
| Cl2-BZ#5 | ND | | ug/kg | 0.200 | 0.100 |
| Cl2-BZ#8 | ND | | ug/kg | 0.200 | 0.100 |
| Cl3-BZ#19 | ND | | ug/kg | 0.200 | 0.100 |
| Cl2-BZ#14 | ND | | ug/kg | 0.200 | 0.100 |
| Cl3-BZ#30 | ND | | ug/kg | 0.200 | 0.100 |
| Cl3-BZ#18 | ND | | ug/kg | 0.200 | 0.100 |
| Cl2-BZ#11 | ND | | ug/kg | 0.200 | 0.100 |
| Cl3-BZ#17 | ND | | ug/kg | 0.200 | 0.100 |
| Cl2-BZ#12 | ND | | ug/kg | 0.200 | 0.100 |
| Cl3-BZ#27 | ND | | ug/kg | 0.200 | 0.100 |
| Cl2-BZ#13 | ND | | ug/kg | 0.400 | 0.200 |
| Cl3-BZ#24 | ND | | ug/kg | 0.200 | 0.100 |
| Cl3-BZ#16 | ND | | ug/kg | 0.200 | 0.100 |
| Cl3-BZ#32 | ND | | ug/kg | 0.200 | 0.100 |
| Cl2-BZ#15 | ND | | ug/kg | 0.200 | 0.100 |
| Cl3-BZ#34 | ND | | ug/kg | 0.200 | 0.100 |
| Cl3-BZ#23 | ND | | ug/kg | 0.200 | 0.100 |
| Cl4-BZ#54 | ND | | ug/kg | 0.200 | 0.100 |
| Cl3-BZ#29-Cal | ND | | ug/kg | 0.200 | 0.100 |
| Cl4-BZ#50-Cal | ND | | ug/kg | 0.200 | 0.100 |
| Cl3-BZ#26 | ND | | ug/kg | 0.200 | 0.100 |
| Cl3-BZ#25 | ND | | ug/kg | 0.200 | 0.100 |

**Project Name:** NEW BEDFORD HARBOR-LTM
**Project Number:** 60597627

**Lab Number:** L2040428
**Report Date:** 10/15/20

# Method Blank Analysis
## Batch Quality Control

Analytical Method: 105,8270D-SIM/680(M)
Analytical Date: 10/11/20 13:27
Analyst: MJS

Extraction Method: EPA 3570
Extraction Date: 09/30/20 17:18
Cleanup Method: EPA 3630
Cleanup Date: 10/05/20

| Parameter | Result | Qualifier | Units | RL | MDL |
|---|---|---|---|---|---|
| PCB Congeners/Homologs - Mansfield Lab for sample(s): 01-10 Batch: WG1416513-1 | | | | | |
| Cl4-BZ#53 | ND | | ug/kg | 0.200 | 0.100 |
| Cl3-BZ#-31 | ND | | ug/kg | 0.200 | 0.100 |
| Cl3-BZ#28 | ND | | ug/kg | 0.200 | 0.100 |
| Cl3-BZ#33 | ND | | ug/kg | 0.200 | 0.100 |
| Cl4-BZ#51 | ND | | ug/kg | 0.200 | 0.100 |
| Cl3-BZ#21/#20 | ND | | ug/kg | 0.400 | 0.200 |
| Cl4-BZ#45 | ND | | ug/kg | 0.200 | 0.100 |
| Cl3-BZ#22 | ND | | ug/kg | 0.200 | 0.100 |
| Cl4-BZ#73/#46 | ND | | ug/kg | 0.400 | 0.200 |
| Cl4-BZ#69 | ND | | ug/kg | 0.200 | 0.100 |
| Cl4-BZ#43 | ND | | ug/kg | 0.200 | 0.100 |
| Cl3-BZ#36 | ND | | ug/kg | 0.200 | 0.100 |
| Cl4-BZ#52 | ND | | ug/kg | 0.200 | 0.100 |
| Cl4-BZ#48 | ND | | ug/kg | 0.200 | 0.100 |
| Cl4-BZ#49 | ND | | ug/kg | 0.200 | 0.100 |
| Cl5-BZ#104 | ND | | ug/kg | 0.200 | 0.100 |
| Cl4-BZ#47 | ND | | ug/kg | 0.200 | 0.100 |
| Cl4-BZ#65/#75/#62 | ND | | ug/kg | 0.600 | 0.300 |
| Cl3-BZ#39 | ND | | ug/kg | 0.200 | 0.100 |
| Cl3-BZ#38 | ND | | ug/kg | 0.200 | 0.100 |
| Cl4-BZ#44 | ND | | ug/kg | 0.200 | 0.100 |
| Cl4-BZ#59 | ND | | ug/kg | 0.200 | 0.100 |
| Cl4-BZ#42 | ND | | ug/kg | 0.200 | 0.100 |
| Cl4-BZ#71 | ND | | ug/kg | 0.200 | 0.100 |
| Cl3-BZ#35 | ND | | ug/kg | 0.200 | 0.100 |
| Cl4-BZ#41 | ND | | ug/kg | 0.200 | 0.100 |
| Cl4-BZ#72 | ND | | ug/kg | 0.200 | 0.100 |
| Cl5-BZ#96 | ND | | ug/kg | 0.200 | 0.100 |
| Cl5-BZ#103 | ND | | ug/kg | 0.200 | 0.100 |

**Project Name:** NEW BEDFORD HARBOR-LTM
**Project Number:** 60597627

**Lab Number:** L2040428
**Report Date:** 10/15/20

# Method Blank Analysis
## Batch Quality Control

Analytical Method: 105,8270D-SIM/680(M)
Analytical Date: 10/11/20 13:27
Analyst: MJS

Extraction Method: EPA 3570
Extraction Date: 09/30/20 17:18
Cleanup Method: EPA 3630
Cleanup Date: 10/05/20

| Parameter | Result | Qualifier | Units | RL | MDL |
|---|---|---|---|---|---|
| PCB Congeners/Homologs - Mansfield Lab for sample(s): 01-10 Batch: WG1416513-1 | | | | | |
| Cl4-BZ#68/#64 | ND | | ug/kg | 0.400 | 0.200 |
| Cl4-BZ#40 | ND | | ug/kg | 0.200 | 0.100 |
| Cl3-BZ#37 | ND | | ug/kg | 0.200 | 0.100 |
| Cl5-BZ#100 | ND | | ug/kg | 0.200 | 0.100 |
| Cl5-BZ#94 | ND | | ug/kg | 0.200 | 0.100 |
| Cl4-BZ#57 | ND | | ug/kg | 0.200 | 0.100 |
| Cl4-BZ#67/#58 | ND | | ug/kg | 0.400 | 0.200 |
| Cl5-BZ#102 | ND | | ug/kg | 0.200 | 0.100 |
| Cl4-BZ#61 | ND | | ug/kg | 0.200 | 0.100 |
| Cl5-BZ#98 | ND | | ug/kg | 0.200 | 0.100 |
| Cl4-BZ#76 | ND | | ug/kg | 0.200 | 0.100 |
| Cl5-BZ#93 | ND | | ug/kg | 0.200 | 0.100 |
| Cl4-BZ#63 | ND | | ug/kg | 0.200 | 0.100 |
| Cl5-BZ#121/#95/#88 | ND | | ug/kg | 0.600 | 0.300 |
| Cl4-BZ#74 | ND | | ug/kg | 0.200 | 0.100 |
| Cl6-BZ#155 | ND | | ug/kg | 0.200 | 0.100 |
| Cl4-BZ#70 | ND | | ug/kg | 0.200 | 0.100 |
| Cl5-BZ#91 | ND | | ug/kg | 0.200 | 0.100 |
| Cl4-BZ#66 | ND | | ug/kg | 0.200 | 0.100 |
| Cl4-BZ#80 | ND | | ug/kg | 0.200 | 0.100 |
| Cl4-BZ#55 | ND | | ug/kg | 0.200 | 0.100 |
| Cl5-BZ#92 | ND | | ug/kg | 0.200 | 0.100 |
| Cl5-BZ#89/#84 | ND | | ug/kg | 0.400 | 0.200 |
| Cl5-BZ#101/#90 | ND | | ug/kg | 0.400 | 0.200 |
| Cl4-BZ#56 | ND | | ug/kg | 0.200 | 0.100 |
| Cl5-BZ#113 | ND | | ug/kg | 0.200 | 0.100 |
| Cl5-BZ#99 | ND | | ug/kg | 0.200 | 0.100 |
| Cl6-BZ#150 | ND | | ug/kg | 0.200 | 0.100 |
| Cl4-BZ#60 | ND | | ug/kg | 0.200 | 0.100 |

**Project Name:** NEW BEDFORD HARBOR-LTM
**Project Number:** 60597627

**Lab Number:** L2040428
**Report Date:** 10/15/20

# Method Blank Analysis
## Batch Quality Control

Analytical Method: 105,8270D-SIM/680(M)
Analytical Date: 10/11/20 13:27
Analyst: MJS

Extraction Method: EPA 3570
Extraction Date: 09/30/20 17:18
Cleanup Method: EPA 3630
Cleanup Date: 10/05/20

| Parameter | Result | Qualifier | Units | RL | MDL |
|---|---|---|---|---|---|
| PCB Congeners/Homologs - Mansfield Lab for sample(s): 01-10 Batch: WG1416513-1 | | | | | |
| Cl6-BZ#152 | ND | | ug/kg | 0.200 | 0.100 |
| Cl5-BZ#119 | ND | | ug/kg | 0.200 | 0.100 |
| Cl5-BZ#83/#125/#112 | ND | | ug/kg | 0.600 | 0.300 |
| Cl5-BZ#86/#109 | ND | | ug/kg | 0.400 | 0.200 |
| Cl6-BZ#145 | ND | | ug/kg | 0.200 | 0.100 |
| Cl5-BZ#97 | ND | | ug/kg | 0.200 | 0.100 |
| Cl6-BZ#148 | ND | | ug/kg | 0.200 | 0.100 |
| Cl4-BZ#79 | ND | | ug/kg | 0.200 | 0.100 |
| Cl5-BZ#116 | ND | | ug/kg | 0.200 | 0.100 |
| Cl6-BZ#154-Cal | ND | | ug/kg | 0.200 | 0.100 |
| Cl4-BZ#78 | ND | | ug/kg | 0.200 | 0.100 |
| Cl5-BZ#87/#111 | ND | | ug/kg | 0.400 | 0.200 |
| Cl6-BZ#136 | ND | | ug/kg | 0.200 | 0.100 |
| Cl5-BZ#117 | ND | | ug/kg | 0.200 | 0.100 |
| Cl5-BZ#115 | ND | | ug/kg | 0.200 | 0.100 |
| Cl5-BZ#85 | ND | | ug/kg | 0.200 | 0.100 |
| Cl5-BZ#120 | ND | | ug/kg | 0.200 | 0.100 |
| Cl5-BZ#110 | ND | | ug/kg | 0.200 | 0.100 |
| Cl4-BZ#81 | ND | | ug/kg | 0.200 | 0.100 |
| Cl6-BZ#151 | ND | | ug/kg | 0.200 | 0.100 |
| Cl6-BZ#135 | ND | | ug/kg | 0.200 | 0.100 |
| Cl5-BZ#82 | ND | | ug/kg | 0.200 | 0.100 |
| Cl6-BZ#144 | ND | | ug/kg | 0.200 | 0.100 |
| Cl6-BZ#147/#149 | ND | | ug/kg | 0.400 | 0.200 |
| Cl4-BZ#77 | ND | | ug/kg | 0.200 | 0.100 |
| Cl6-BZ#143/#139 | ND | | ug/kg | 0.400 | 0.200 |
| Cl5-BZ#124 | ND | | ug/kg | 0.200 | 0.100 |
| Cl6-BZ#140 | ND | | ug/kg | 0.200 | 0.100 |
| Cl5-BZ#108 | ND | | ug/kg | 0.200 | 0.100 |

**Project Name:** NEW BEDFORD HARBOR-LTM
**Project Number:** 60597627

**Lab Number:** L2040428
**Report Date:** 10/15/20

# Method Blank Analysis
## Batch Quality Control

Analytical Method: 105,8270D-SIM/680(M)
Analytical Date: 10/11/20 13:27
Analyst: MJS

Extraction Method: EPA 3570
Extraction Date: 09/30/20 17:18
Cleanup Method: EPA 3630
Cleanup Date: 10/05/20

| Parameter | Result | Qualifier | Units | RL | MDL |
|---|---|---|---|---|---|
| PCB Congeners/Homologs - Mansfield Lab for sample(s): 01-10 Batch: WG1416513-1 | | | | | |
| Cl5-BZ#107/#123 | ND | | ug/kg | 0.400 | 0.200 |
| Cl7-BZ#188-Cal/RTW | ND | | ug/kg | 0.200 | 0.100 |
| Cl6-BZ#134 | ND | | ug/kg | 0.200 | 0.100 |
| Cl5-BZ#106 | ND | | ug/kg | 0.200 | 0.100 |
| Cl6-BZ#133 | ND | | ug/kg | 0.200 | 0.100 |
| Cl6-BZ#142 | ND | | ug/kg | 0.200 | 0.100 |
| Cl5-BZ#118 | ND | | ug/kg | 0.200 | 0.100 |
| Cl6-BZ#131 | ND | | ug/kg | 0.200 | 0.100 |
| Cl7-BZ#184 | ND | | ug/kg | 0.200 | 0.100 |
| Cl6-BZ#165 | ND | | ug/kg | 0.200 | 0.100 |
| Cl6-BZ#146 | ND | | ug/kg | 0.200 | 0.100 |
| Cl6-BZ#161 | ND | | ug/kg | 0.200 | 0.100 |
| Cl5-BZ#122 | ND | | ug/kg | 0.200 | 0.100 |
| Cl6-BZ#168 | ND | | ug/kg | 0.200 | 0.100 |
| Cl5-BZ#114 | ND | | ug/kg | 0.200 | 0.100 |
| Cl6-BZ#153 | ND | | ug/kg | 0.200 | 0.100 |
| Cl6-BZ#132 | ND | | ug/kg | 0.200 | 0.100 |
| Cl7-BZ#179 | ND | | ug/kg | 0.200 | 0.100 |
| Cl6-BZ#141 | ND | | ug/kg | 0.200 | 0.100 |
| Cl7-BZ#176 | ND | | ug/kg | 0.200 | 0.100 |
| Cl5-BZ#105 | ND | | ug/kg | 0.200 | 0.100 |
| Cl6-BZ#137 | ND | | ug/kg | 0.200 | 0.100 |
| Cl5-BZ#127 | ND | | ug/kg | 0.200 | 0.100 |
| Cl7-BZ#186 | ND | | ug/kg | 0.200 | 0.100 |
| Cl6-BZ#130/#164 | ND | | ug/kg | 0.400 | 0.200 |
| Cl7-BZ#178 | ND | | ug/kg | 0.200 | 0.100 |
| Cl6-BZ#138 | ND | | ug/kg | 0.200 | 0.100 |
| Cl6-BZ#163/#160 | ND | | ug/kg | 0.400 | 0.200 |
| Cl6-BZ#129/#158 | ND | | ug/kg | 0.400 | 0.200 |

**Project Name:** NEW BEDFORD HARBOR-LTM
**Project Number:** 60597627

**Lab Number:** L2040428
**Report Date:** 10/15/20

# Method Blank Analysis
## Batch Quality Control

Analytical Method: 105,8270D-SIM/680(M)
Analytical Date: 10/11/20 13:27
Analyst: MJS

Extraction Method: EPA 3570
Extraction Date: 09/30/20 17:18
Cleanup Method: EPA 3630
Cleanup Date: 10/05/20

| Parameter | Result | Qualifier | Units | RL | MDL |
|---|---|---|---|---|---|
| PCB Congeners/Homologs - Mansfield Lab for sample(s): 01-10 Batch: WG1416513-1 | | | | | |
| Cl7-BZ#182/#175 | ND | | ug/kg | 0.400 | 0.200 |
| Cl7-BZ#187 | ND | | ug/kg | 0.200 | 0.100 |
| Cl7-BZ#183 | ND | | ug/kg | 0.200 | 0.100 |
| Cl6-BZ#166 | ND | | ug/kg | 0.200 | 0.100 |
| Cl6-BZ#159 | ND | | ug/kg | 0.200 | 0.100 |
| Cl5-BZ#126 | ND | | ug/kg | 0.200 | 0.100 |
| Cl7-BZ#185 | ND | | ug/kg | 0.200 | 0.100 |
| Cl6-BZ#162 | ND | | ug/kg | 0.200 | 0.100 |
| Cl7-BZ#174 | ND | | ug/kg | 0.200 | 0.100 |
| Cl6-BZ#128 | ND | | ug/kg | 0.200 | 0.100 |
| Cl8-BZ#202 | ND | | ug/kg | 0.200 | 0.100 |
| Cl6-BZ#167 | ND | | ug/kg | 0.200 | 0.100 |
| Cl7-BZ#181 | ND | | ug/kg | 0.200 | 0.100 |
| Cl7-BZ#177 | ND | | ug/kg | 0.200 | 0.100 |
| Cl8-BZ#204/#200-CAL | ND | | ug/kg | 0.400 | 0.200 |
| Cl7-BZ#171 | ND | | ug/kg | 0.200 | 0.100 |
| Cl7-BZ#173 | ND | | ug/kg | 0.200 | 0.100 |
| Cl8-BZ#197 | ND | | ug/kg | 0.200 | 0.100 |
| Cl7-BZ#172 | ND | | ug/kg | 0.200 | 0.100 |
| Cl7-BZ#192 | ND | | ug/kg | 0.200 | 0.100 |
| Cl6-BZ#156 | ND | | ug/kg | 0.200 | 0.100 |
| Cl6-BZ#157 | ND | | ug/kg | 0.200 | 0.100 |
| Cl7-BZ#180 | ND | | ug/kg | 0.200 | 0.100 |
| Cl7-BZ#193 | ND | | ug/kg | 0.200 | 0.100 |
| Cl8-BZ#199 | ND | | ug/kg | 0.200 | 0.100 |
| Cl7-BZ#191 | ND | | ug/kg | 0.200 | 0.100 |
| Cl8-BZ#198 | ND | | ug/kg | 0.200 | 0.100 |
| Cl8-BZ#201 | ND | | ug/kg | 0.200 | 0.100 |
| Cl7-BZ#170 | ND | | ug/kg | 0.200 | 0.100 |

**Project Name:** NEW BEDFORD HARBOR-LTM
**Project Number:** 60597627

**Lab Number:** L2040428
**Report Date:** 10/15/20

# Method Blank Analysis
## Batch Quality Control

Analytical Method: 105,8270D-SIM/680(M)
Analytical Date: 10/11/20 13:27
Analyst: MJS

Extraction Method: EPA 3570
Extraction Date: 09/30/20 17:18
Cleanup Method: EPA 3630
Cleanup Date: 10/05/20

| Parameter | Result | Qualifier | Units | RL | MDL |
|---|---|---|---|---|---|
| PCB Congeners/Homologs - Mansfield Lab for sample(s): 01-10 Batch: WG1416513-1 | | | | | |
| Cl7-BZ#190 | ND | | ug/kg | 0.200 | 0.100 |
| Cl8-BZ#196 | ND | | ug/kg | 0.200 | 0.100 |
| Cl8-BZ#203 | ND | | ug/kg | 0.200 | 0.100 |
| Cl6-BZ#169 | ND | | ug/kg | 0.200 | 0.100 |
| Cl9-BZ#208 | ND | | ug/kg | 0.200 | 0.100 |
| Cl9-BZ#207 | ND | | ug/kg | 0.200 | 0.100 |
| Cl7-BZ#189 | ND | | ug/kg | 0.200 | 0.100 |
| Cl8-BZ#195 | ND | | ug/kg | 0.200 | 0.100 |
| Cl8-BZ#194 | ND | | ug/kg | 0.200 | 0.100 |
| Cl8-BZ#205 | ND | | ug/kg | 0.200 | 0.100 |
| Cl9-BZ#206-Cal/RTW | ND | | ug/kg | 0.200 | 0.100 |
| Cl10-BZ#209-Cal/RTW | ND | | ug/kg | 0.200 | 0.100 |
| Monochlorobiphenyls | ND | | ug/kg | 0.200 | 0.100 |
| Dichlorobiphenyls | ND | | ug/kg | 0.200 | 0.100 |
| Trichlorobiphenyls | ND | | ug/kg | 0.200 | 0.100 |
| Tetrachlorobiphenyls | ND | | ug/kg | 0.200 | 0.100 |
| Pentachlorobiphenyls | ND | | ug/kg | 0.200 | 0.100 |
| Hexachlorobiphenyls | ND | | ug/kg | 0.200 | 0.100 |
| Heptachlorobiphenyls | ND | | ug/kg | 0.200 | 0.100 |
| Octachlorobiphenyls | ND | | ug/kg | 0.200 | 0.100 |
| Nonachlorobiphenyls | ND | | ug/kg | 0.200 | 0.100 |
| Decachlorobiphenyl | ND | | ug/kg | 0.200 | 0.100 |
| Total PCB | ND | | ug/kg | 0.200 | NA |

| Surrogate | %Recovery | Qualifier | Acceptance Criteria |
|---|---|---|---|
| Cl3-BZ#19-C13 (surr) | 81 | | 50-125 |
| Cl8-BZ#202-C13 (surr) | 81 | | 50-125 |

# Lab Control Sample Analysis
## Batch Quality Control

**Project Name:** NEW BEDFORD HARBOR-LTM
**Project Number:** 60597627

**Lab Number:** L2040428
**Report Date:** 10/15/20

| Parameter | LCS %Recovery | Qual | LCSD %Recovery | Qual | %Recovery Limits | RPD | Qual | RPD Limits |
|---|---|---|---|---|---|---|---|---|
| PCB Congeners/Homologs - Mansfield Lab Associated sample(s): 01-10 Batch: WG1416513-2 WG1416513-3 | | | | | | | | |
| Cl1-BZ#1 | 77 | | 76 | | 40-140 | 1 | | 30 |
| Cl1-BZ#2 | 81 | | 82 | | 40-140 | 1 | | 30 |
| Cl1-BZ#3 | 82 | | 81 | | 40-140 | 1 | | 30 |
| Cl2-BZ#4/#10 | 77 | | 76 | | 40-140 | 1 | | 30 |
| Cl2-BZ#9 | 82 | | 82 | | 40-140 | 0 | | 30 |
| Cl2-BZ#7 | 82 | | 81 | | 40-140 | 1 | | 30 |
| Cl2-BZ#6 | 86 | | 86 | | 40-140 | 0 | | 30 |
| Cl2-BZ#5 | 85 | | 86 | | 40-140 | 1 | | 30 |
| Cl2-BZ#8 | 84 | | 83 | | 40-140 | 1 | | 30 |
| Cl3-BZ#19 | 82 | | 82 | | 40-140 | 0 | | 30 |
| Cl2-BZ#14 | 86 | | 86 | | 40-140 | 0 | | 30 |
| Cl3-BZ#30 | 79 | | 80 | | 40-140 | 1 | | 30 |
| Cl3-BZ#18 | 87 | | 86 | | 40-140 | 1 | | 30 |
| Cl2-BZ#11 | 86 | | 88 | | 40-140 | 2 | | 30 |
| Cl3-BZ#17 | 85 | | 82 | | 40-140 | 4 | | 30 |
| Cl2-BZ#12 | 87 | | 88 | | 40-140 | 1 | | 30 |
| Cl3-BZ#27 | 84 | | 84 | | 40-140 | 0 | | 30 |
| Cl2-BZ#13 | 85 | | 87 | | 40-140 | 2 | | 30 |
| Cl3-BZ#24 | 82 | | 82 | | 40-140 | 0 | | 30 |
| Cl3-BZ#16 | 84 | | 83 | | 40-140 | 1 | | 30 |
| Cl3-BZ#32 | 83 | | 84 | | 40-140 | 1 | | 30 |
| Cl2-BZ#15 | 77 | | 76 | | 40-140 | 1 | | 30 |
| Cl3-BZ#34 | 86 | | 85 | | 40-140 | 1 | | 30 |

# Lab Control Sample Analysis
## Batch Quality Control

**Project Name:** NEW BEDFORD HARBOR-LTM
**Project Number:** 60597627

**Lab Number:** L2040428
**Report Date:** 10/15/20

| Parameter | LCS %Recovery | Qual | LCSD %Recovery | Qual | %Recovery Limits | RPD | Qual | RPD Limits |
|---|---|---|---|---|---|---|---|---|
| PCB Congeners/Homologs - Mansfield Lab Associated sample(s): 01-10 Batch: WG1416513-2 WG1416513-3 | | | | | | | | |
| Cl3-BZ#23 | 86 | | 85 | | 40-140 | 1 | | 30 |
| Cl4-BZ#54 | 80 | | 79 | | 40-140 | 1 | | 30 |
| Cl3-BZ#29-Cal | 90 | | 88 | | 40-140 | 2 | | 30 |
| Cl4-BZ#50-Cal | 85 | | 85 | | 40-140 | 0 | | 30 |
| Cl3-BZ#26 | 87 | | 86 | | 40-140 | 1 | | 30 |
| Cl3-BZ#25 | 92 | | 92 | | 40-140 | 0 | | 30 |
| Cl4-BZ#53 | 89 | | 89 | | 40-140 | 0 | | 30 |
| Cl3-BZ#-31 | 91 | | 89 | | 40-140 | 2 | | 30 |
| Cl3-BZ#28 | 85 | | 86 | | 40-140 | 1 | | 30 |
| Cl3-BZ#33 | 81 | | 82 | | 40-140 | 1 | | 30 |
| Cl4-BZ#51 | 87 | | 84 | | 40-140 | 4 | | 30 |
| Cl3-BZ#21/#20 | 95 | | 94 | | 40-140 | 1 | | 30 |
| Cl4-BZ#45 | 88 | | 90 | | 40-140 | 2 | | 30 |
| Cl3-BZ#22 | 93 | | 92 | | 40-140 | 1 | | 30 |
| Cl4-BZ#73/#46 | 89 | | 89 | | 40-140 | 0 | | 30 |
| Cl4-BZ#69 | 90 | | 92 | | 40-140 | 2 | | 30 |
| Cl4-BZ#43 | 78 | | 77 | | 40-140 | 1 | | 30 |
| Cl3-BZ#36 | 88 | | 88 | | 40-140 | 0 | | 30 |
| Cl4-BZ#52 | 87 | | 88 | | 40-140 | 1 | | 30 |
| Cl4-BZ#48 | 90 | | 89 | | 40-140 | 1 | | 30 |
| Cl4-BZ#49 | 88 | | 88 | | 40-140 | 0 | | 30 |
| Cl5-BZ#104 | 83 | | 82 | | 40-140 | 1 | | 30 |
| Cl4-BZ#47 | 92 | | 95 | | 40-140 | 3 | | 30 |

# Lab Control Sample Analysis
## Batch Quality Control

**Project Name:** NEW BEDFORD HARBOR-LTM
**Project Number:** 60597627

**Lab Number:** L2040428
**Report Date:** 10/15/20

| Parameter | LCS %Recovery | Qual | LCSD %Recovery | Qual | %Recovery Limits | RPD | Qual | RPD Limits |
|---|---|---|---|---|---|---|---|---|
| PCB Congeners/Homologs - Mansfield Lab Associated sample(s): 01-10 Batch: WG1416513-2 WG1416513-3 | | | | | | | | |
| Cl4-BZ#65/#75/#62 | 89 | | 88 | | 40-140 | 1 | | 30 |
| Cl3-BZ#39 | 87 | | 84 | | 40-140 | 4 | | 30 |
| Cl3-BZ#38 | 91 | | 92 | | 40-140 | 1 | | 30 |
| Cl4-BZ#44 | 95 | | 94 | | 40-140 | 1 | | 30 |
| Cl4-BZ#59 | 94 | | 94 | | 40-140 | 0 | | 30 |
| Cl4-BZ#42 | 92 | | 94 | | 40-140 | 2 | | 30 |
| Cl4-BZ#71 | 93 | | 94 | | 40-140 | 1 | | 30 |
| Cl3-BZ#35 | 93 | | 94 | | 40-140 | 1 | | 30 |
| Cl4-BZ#41 | 92 | | 92 | | 40-140 | 0 | | 30 |
| Cl4-BZ#72 | 96 | | 96 | | 40-140 | 0 | | 30 |
| Cl5-BZ#96 | 80 | | 79 | | 40-140 | 1 | | 30 |
| Cl5-BZ#103 | 84 | | 84 | | 40-140 | 0 | | 30 |
| Cl4-BZ#68/#64 | 92 | | 91 | | 40-140 | 1 | | 30 |
| Cl4-BZ#40 | 88 | | 87 | | 40-140 | 1 | | 30 |
| Cl3-BZ#37 | 96 | | 95 | | 40-140 | 1 | | 30 |
| Cl5-BZ#100 | 86 | | 88 | | 40-140 | 2 | | 30 |
| Cl5-BZ#94 | 82 | | 83 | | 40-140 | 1 | | 30 |
| Cl4-BZ#57 | 96 | | 96 | | 40-140 | 0 | | 30 |
| Cl4-BZ#67/#58 | 92 | | 92 | | 40-140 | 0 | | 30 |
| Cl5-BZ#102 | 81 | | 82 | | 40-140 | 1 | | 30 |
| Cl4-BZ#61 | 97 | | 95 | | 40-140 | 2 | | 30 |
| Cl5-BZ#98 | 82 | | 82 | | 40-140 | 0 | | 30 |
| Cl4-BZ#76 | 87 | | 85 | | 40-140 | 2 | | 30 |

# Lab Control Sample Analysis
## Batch Quality Control

**Project Name:** NEW BEDFORD HARBOR-LTM
**Project Number:** 60597627

**Lab Number:** L2040428
**Report Date:** 10/15/20

| Parameter | LCS %Recovery | Qual | LCSD %Recovery | Qual | %Recovery Limits | RPD | Qual | RPD Limits |
|---|---|---|---|---|---|---|---|---|
| PCB Congeners/Homologs - Mansfield Lab Associated sample(s): 01-10 Batch: WG1416513-2 WG1416513-3 | | | | | | | | |
| Cl5-BZ#93 | 85 | | 82 | | 40-140 | 4 | | 30 |
| Cl4-BZ#63 | 90 | | 88 | | 40-140 | 2 | | 30 |
| Cl5-BZ#121/#95/#88 | 87 | | 87 | | 40-140 | 0 | | 30 |
| Cl4-BZ#74 | 98 | | 100 | | 40-140 | 2 | | 30 |
| Cl6-BZ#155 | 84 | | 84 | | 40-140 | 0 | | 30 |
| Cl4-BZ#70 | 94 | | 95 | | 40-140 | 1 | | 30 |
| Cl5-BZ#91 | 82 | | 84 | | 40-140 | 2 | | 30 |
| Cl4-BZ#66 | 98 | | 97 | | 40-140 | 1 | | 30 |
| Cl4-BZ#80 | 96 | | 96 | | 40-140 | 0 | | 30 |
| Cl4-BZ#55 | 93 | | 90 | | 40-140 | 3 | | 30 |
| Cl5-BZ#92 | 91 | | 91 | | 40-140 | 0 | | 30 |
| Cl5-BZ#89/#84 | 90 | | 91 | | 40-140 | 1 | | 30 |
| Cl5-BZ#101/#90 | 89 | | 87 | | 40-140 | 2 | | 30 |
| Cl4-BZ#56 | 94 | | 93 | | 40-140 | 1 | | 30 |
| Cl5-BZ#113 | 89 | | 89 | | 40-140 | 0 | | 30 |
| Cl5-BZ#99 | 93 | | 94 | | 40-140 | 1 | | 30 |
| Cl6-BZ#150 | 88 | | 86 | | 40-140 | 2 | | 30 |
| Cl4-BZ#60 | 94 | | 93 | | 40-140 | 1 | | 30 |
| Cl6-BZ#152 | 92 | | 92 | | 40-140 | 0 | | 30 |
| Cl5-BZ#119 | 94 | | 95 | | 40-140 | 1 | | 30 |
| Cl5-BZ#83/#125/#112 | 94 | | 90 | | 40-140 | 4 | | 30 |
| Cl5-BZ#86/#109 | 83 | | 92 | | 40-140 | 10 | | 30 |
| Cl6-BZ#145 | 90 | | 88 | | 40-140 | 2 | | 30 |

# Lab Control Sample Analysis
## Batch Quality Control

**Project Name:** NEW BEDFORD HARBOR-LTM
**Project Number:** 60597627

**Lab Number:** L2040428
**Report Date:** 10/15/20

| Parameter | LCS %Recovery | Qual | LCSD %Recovery | Qual | %Recovery Limits | RPD | Qual | RPD Limits |
|---|---|---|---|---|---|---|---|---|
| PCB Congeners/Homologs - Mansfield Lab Associated sample(s): 01-10 Batch: WG1416513-2 WG1416513-3 | | | | | | | | |
| Cl5-BZ#97 | 82 | | 82 | | 40-140 | 0 | | 30 |
| Cl6-BZ#148 | 90 | | 90 | | 40-140 | 0 | | 30 |
| Cl4-BZ#79 | 101 | | 101 | | 40-140 | 0 | | 30 |
| Cl5-BZ#116 | 90 | | 94 | | 40-140 | 4 | | 30 |
| Cl6-BZ#154-Cal | 93 | | 95 | | 40-140 | 2 | | 30 |
| Cl4-BZ#78 | 96 | | 96 | | 40-140 | 0 | | 30 |
| Cl5-BZ#87/#111 | 92 | | 91 | | 40-140 | 1 | | 30 |
| Cl6-BZ#136 | 89 | | 87 | | 40-140 | 2 | | 30 |
| Cl5-BZ#117 | 95 | | 96 | | 40-140 | 1 | | 30 |
| Cl5-BZ#115 | 89 | | 89 | | 40-140 | 0 | | 30 |
| Cl5-BZ#85 | 94 | | 93 | | 40-140 | 1 | | 30 |
| Cl5-BZ#120 | 88 | | 89 | | 40-140 | 1 | | 30 |
| Cl5-BZ#110 | 97 | | 96 | | 40-140 | 1 | | 30 |
| Cl4-BZ#81 | 104 | | 105 | | 40-140 | 1 | | 30 |
| Cl6-BZ#151 | 82 | | 82 | | 40-140 | 0 | | 30 |
| Cl6-BZ#135 | 87 | | 85 | | 40-140 | 2 | | 30 |
| Cl5-BZ#82 | 84 | | 81 | | 40-140 | 4 | | 30 |
| Cl6-BZ#144 | 82 | | 83 | | 40-140 | 1 | | 30 |
| Cl6-BZ#147/#149 | 87 | | 88 | | 40-140 | 1 | | 30 |
| Cl4-BZ#77 | 95 | | 94 | | 40-140 | 1 | | 30 |
| Cl6-BZ#143/#139 | 83 | | 83 | | 40-140 | 0 | | 30 |
| Cl5-BZ#124 | 86 | | 89 | | 40-140 | 3 | | 30 |
| Cl6-BZ#140 | 82 | | 80 | | 40-140 | 2 | | 30 |

# Lab Control Sample Analysis
## Batch Quality Control

**Project Name:** NEW BEDFORD HARBOR-LTM
**Project Number:** 60597627

**Lab Number:** L2040428
**Report Date:** 10/15/20

| Parameter | LCS %Recovery | Qual | LCSD %Recovery | Qual | %Recovery Limits | RPD | Qual | RPD Limits |
|---|---|---|---|---|---|---|---|---|
| PCB Congeners/Homologs - Mansfield Lab Associated sample(s): 01-10 Batch: WG1416513-2 WG1416513-3 | | | | | | | | |
| Cl5-BZ#108 | 95 | | 95 | | 40-140 | 0 | | 30 |
| Cl5-BZ#107/#123 | 87 | | 86 | | 40-140 | 1 | | 30 |
| Cl7-BZ#188-Cal/RTW | 81 | | 79 | | 40-140 | 3 | | 30 |
| Cl6-BZ#134 | 85 | | 84 | | 40-140 | 1 | | 30 |
| Cl5-BZ#106 | 82 | | 82 | | 40-140 | 0 | | 30 |
| Cl6-BZ#133 | 108 | | 109 | | 40-140 | 1 | | 30 |
| Cl6-BZ#142 | 60 | | 58 | | 40-140 | 3 | | 30 |
| Cl5-BZ#118 | 84 | | 80 | | 40-140 | 5 | | 30 |
| Cl6-BZ#131 | 84 | | 84 | | 40-140 | 0 | | 30 |
| Cl7-BZ#184 | 83 | | 82 | | 40-140 | 1 | | 30 |
| Cl6-BZ#165 | 86 | | 88 | | 40-140 | 2 | | 30 |
| Cl6-BZ#146 | 88 | | 86 | | 40-140 | 2 | | 30 |
| Cl6-BZ#161 | 85 | | 85 | | 40-140 | 0 | | 30 |
| Cl5-BZ#122 | 86 | | 84 | | 40-140 | 2 | | 30 |
| Cl6-BZ#168 | 93 | | 90 | | 40-140 | 3 | | 30 |
| Cl5-BZ#114 | 89 | | 84 | | 40-140 | 6 | | 30 |
| Cl6-BZ#153 | 87 | | 83 | | 40-140 | 5 | | 30 |
| Cl6-BZ#132 | 90 | | 88 | | 40-140 | 2 | | 30 |
| Cl7-BZ#179 | 90 | | 88 | | 40-140 | 2 | | 30 |
| Cl6-BZ#141 | 98 | | 95 | | 40-140 | 3 | | 30 |
| Cl7-BZ#176 | 86 | | 85 | | 40-140 | 1 | | 30 |
| Cl5-BZ#105 | 88 | | 86 | | 40-140 | 2 | | 30 |
| Cl6-BZ#137 | 93 | | 95 | | 40-140 | 2 | | 30 |

# Lab Control Sample Analysis
## Batch Quality Control

**Project Name:** NEW BEDFORD HARBOR-LTM
**Project Number:** 60597627

**Lab Number:** L2040428
**Report Date:** 10/15/20

| Parameter | LCS %Recovery | Qual | LCSD %Recovery | Qual | %Recovery Limits | RPD | Qual | RPD Limits |
|---|---|---|---|---|---|---|---|---|
| PCB Congeners/Homologs - Mansfield Lab Associated sample(s): 01-10 Batch: WG1416513-2 WG1416513-3 | | | | | | | | |
| Cl5-BZ#127 | 86 | | 85 | | 40-140 | 1 | | 30 |
| Cl7-BZ#186 | 80 | | 79 | | 40-140 | 1 | | 30 |
| Cl6-BZ#130/#164 | 91 | | 89 | | 40-140 | 2 | | 30 |
| Cl7-BZ#178 | 91 | | 88 | | 40-140 | 3 | | 30 |
| Cl6-BZ#138 | 101 | | 101 | | 40-140 | 0 | | 30 |
| Cl6-BZ#163/#160 | 95 | | 93 | | 40-140 | 2 | | 30 |
| Cl6-BZ#129/#158 | 82 | | 82 | | 40-140 | 0 | | 30 |
| Cl7-BZ#182/#175 | 87 | | 86 | | 40-140 | 1 | | 30 |
| Cl7-BZ#187 | 87 | | 88 | | 40-140 | 1 | | 30 |
| Cl7-BZ#183 | 91 | | 93 | | 40-140 | 2 | | 30 |
| Cl6-BZ#166 | 99 | | 98 | | 40-140 | 1 | | 30 |
| Cl6-BZ#159 | 94 | | 92 | | 40-140 | 2 | | 30 |
| Cl5-BZ#126 | 90 | | 88 | | 40-140 | 2 | | 30 |
| Cl7-BZ#185 | 86 | | 84 | | 40-140 | 2 | | 30 |
| Cl6-BZ#162 | 94 | | 95 | | 40-140 | 1 | | 30 |
| Cl7-BZ#174 | 88 | | 88 | | 40-140 | 0 | | 30 |
| Cl6-BZ#128 | 87 | | 87 | | 40-140 | 0 | | 30 |
| Cl8-BZ#202 | 84 | | 84 | | 40-140 | 0 | | 30 |
| Cl6-BZ#167 | 99 | | 96 | | 40-140 | 3 | | 30 |
| Cl7-BZ#181 | 95 | | 94 | | 40-140 | 1 | | 30 |
| Cl7-BZ#177 | 94 | | 94 | | 40-140 | 0 | | 30 |
| Cl8-BZ#204/#200-CAL | 91 | | 89 | | 40-140 | 2 | | 30 |
| Cl7-BZ#171 | 94 | | 94 | | 40-140 | 0 | | 30 |

# Lab Control Sample Analysis
## Batch Quality Control

**Project Name:** NEW BEDFORD HARBOR-LTM
**Project Number:** 60597627

**Lab Number:** L2040428
**Report Date:** 10/15/20

| Parameter | LCS %Recovery | Qual | LCSD %Recovery | Qual | %Recovery Limits | RPD | Qual | RPD Limits |
|---|---|---|---|---|---|---|---|---|
| PCB Congeners/Homologs - Mansfield Lab Associated sample(s): 01-10 Batch: WG1416513-2 WG1416513-3 | | | | | | | | |
| Cl7-BZ#173 | 94 | | 92 | | 40-140 | 2 | | 30 |
| Cl8-BZ#197 | 90 | | 93 | | 40-140 | 3 | | 30 |
| Cl7-BZ#172 | 95 | | 94 | | 40-140 | 1 | | 30 |
| Cl7-BZ#192 | 89 | | 86 | | 40-140 | 3 | | 30 |
| Cl6-BZ#156 | 96 | | 94 | | 40-140 | 2 | | 30 |
| Cl6-BZ#157 | 88 | | 87 | | 40-140 | 1 | | 30 |
| Cl7-BZ#180 | 80 | | 82 | | 40-140 | 2 | | 30 |
| Cl7-BZ#193 | 88 | | 88 | | 40-140 | 0 | | 30 |
| Cl8-BZ#199 | 86 | | 85 | | 40-140 | 1 | | 30 |
| Cl7-BZ#191 | 100 | | 99 | | 40-140 | 1 | | 30 |
| Cl8-BZ#198 | 90 | | 90 | | 40-140 | 0 | | 30 |
| Cl8-BZ#201 | 91 | | 90 | | 40-140 | 1 | | 30 |
| Cl7-BZ#170 | 96 | | 96 | | 40-140 | 0 | | 30 |
| Cl7-BZ#190 | 94 | | 91 | | 40-140 | 3 | | 30 |
| Cl8-BZ#196 | 104 | | 104 | | 40-140 | 0 | | 30 |
| Cl8-BZ#203 | 79 | | 80 | | 40-140 | 1 | | 30 |
| Cl6-BZ#169 | 103 | | 102 | | 40-140 | 1 | | 30 |
| Cl9-BZ#208 | 91 | | 91 | | 40-140 | 0 | | 30 |
| Cl9-BZ#207 | 96 | | 96 | | 40-140 | 0 | | 30 |
| Cl7-BZ#189 | 94 | | 97 | | 40-140 | 3 | | 30 |
| Cl8-BZ#195 | 94 | | 92 | | 40-140 | 2 | | 30 |
| Cl8-BZ#194 | 106 | | 108 | | 40-140 | 2 | | 30 |
| Cl8-BZ#205 | 102 | | 100 | | 40-140 | 2 | | 30 |

# Lab Control Sample Analysis

## Batch Quality Control

**Project Name:** NEW BEDFORD HARBOR-LTM

**Project Number:** 60597627

**Lab Number:** L2040428

**Report Date:** 10/15/20

| Parameter | LCS %Recovery | Qual | LCSD %Recovery | Qual | %Recovery Limits | RPD | Qual | RPD Limits |
|---|---|---|---|---|---|---|---|---|
| PCB Congeners/Homologs - Mansfield Lab Associated sample(s): 01-10 Batch: WG1416513-2 WG1416513-3 | | | | | | | | |
| Cl9-BZ#206-Cal/RTW | 107 | | 102 | | 40-140 | 5 | | 30 |
| Cl10-BZ#209-Cal/RTW | 96 | | 95 | | 40-140 | 1 | | 30 |

| Surrogate | LCS %Recovery | Qual | LCSD %Recovery | Qual | Acceptance Criteria |
|---|---|---|---|---|---|
| Cl3-BZ#19-C13 (surr) | 78 | | 79 | | 50-125 |
| Cl8-BZ#202-C13 (surr) | 84 | | 84 | | 50-125 |

# Matrix Spike Analysis

***Batch Quality Control***

***Project Name:*** NEW BEDFORD HARBOR-LTM

***Project Number:*** 60597627

***Lab Number:*** L2040428

***Report Date:*** 10/15/20

| Parameter | Native Sample | MS Added | MS Found | MS %Recovery | Qual | MSD Found | MSD %Recovery | Qual | Recovery Limits | RPD | Qual | RPD Limits |
|---|---|---|---|---|---|---|---|---|---|---|---|---|
| PCB Congeners/Homologs - Mansfield Lab Associated sample(s): 01-10 QC Batch ID: WG1416513-5 WG1416513-6 QC Sample: L2040428-02 Client ID: S-139-20FSP20-01 | | | | | | | | | | | | |
| Cl1-BZ#1-Cal/RTW | ND | 9.64 | 6.00 | 62 | | 6.99 | 70 | | 40-140 | 15 | | 30 |
| Cl1-BZ#2 | ND | 9.64 | 6.16 | 64 | | 6.72 | 67 | | 40-140 | 9 | | 30 |
| Cl1-BZ#3 | 2.36 | 9.64 | 8.26 | 61 | | 9.03 | 67 | | 40-140 | 9 | | 30 |
| Cl2-BZ#4/#10 | 13.9 | 19.3 | 24.9 | 57 | | 30.0 | 81 | | 40-140 | 19 | | 30 |
| Cl2-BZ#9 | 3.35 | 9.64 | 9.06 | 59 | | 10.6 | 73 | | 40-140 | 16 | | 30 |
| Cl2-BZ#7 | 1.91J | 9.64 | 7.84 | 81 | | 8.75 | 88 | | 40-140 | 11 | | 30 |
| Cl2-BZ#6 | 79.5 | 9.64 | 85.2 | 59 | | 105 | **255** | Q | 40-140 | 21 | | 30 |
| Cl2-BZ#5 | ND | 9.64 | 6.44 | 67 | | 7.31 | 73 | | 40-140 | 13 | | 30 |
| Cl2-BZ#8 | 77.2 | 9.64 | 81.6 | 46 | | 102 | **248** | Q | 40-140 | 22 | | 30 |
| Cl3-BZ#19 | 16.5 | 9.64 | 23.0 | 67 | | 28.0 | 115 | | 40-140 | 20 | | 30 |
| Cl2-BZ#14 | ND | 9.64 | 6.82 | 71 | | 7.47 | 75 | | 40-140 | 9 | | 30 |
| Cl3-BZ#30 | ND | 9.64 | 5.99 | 62 | | 7.05 | 71 | | 40-140 | 16 | | 30 |
| Cl3-BZ#18 | 212 | 9.64 | 219 | 73 | | 269 | **570** | Q | 40-140 | 20 | | 30 |
| Cl2-BZ#11 | 16.9 | 9.64 | 22.0 | 53 | | 25.4 | 85 | | 40-140 | 14 | | 30 |
| Cl3-BZ#17 | 111 | 9.64 | 115 | 42 | | 142 | **310** | Q | 40-140 | 21 | | 30 |
| Cl2-BZ#12 | ND | 9.64 | 8.27 | 86 | | 8.83 | 88 | | 40-140 | 7 | | 30 |
| Cl3-BZ#27 | 43.9 | 9.64 | 49.2 | 55 | | 67.1 | **232** | Q | 40-140 | **31** | Q | 30 |
| Cl2-BZ#13 | 62.8 | 9.64 | 69.2 | 66 | | 80.4 | **176** | Q | 40-140 | 15 | | 30 |
| Cl3-BZ#24 | 1.28J | 9.64 | 7.43 | 77 | | 8.75 | 88 | | 40-140 | 16 | | 30 |
| Cl3-BZ#16 | 19.6 | 9.64 | 25.7 | 63 | | 30.0 | 104 | | 40-140 | 15 | | 30 |
| Cl3-BZ#32 | 78.3 | 9.64 | 86.3 | 83 | | 106 | **277** | Q | 40-140 | 20 | | 30 |
| Cl2-BZ#15 | 65.6 | 9.64 | 70.6 | 52 | | 79.5 | 139 | | 40-140 | 12 | | 30 |
| Cl3-BZ#34 | 5.71 | 9.64 | 11.8 | 63 | | 13.4 | 77 | | 40-140 | 13 | | 30 |

# Matrix Spike Analysis

***Batch Quality Control***

***Project Name:*** NEW BEDFORD HARBOR-LTM

***Project Number:*** 60597627

***Lab Number:*** L2040428

***Report Date:*** 10/15/20

| Parameter | Native Sample | MS Added | MS Found | MS %Recovery | Qual | MSD Found | MSD %Recovery | Qual | Recovery Limits | RPD | Qual | RPD Limits |
|---|---|---|---|---|---|---|---|---|---|---|---|---|
| PCB Congeners/Homologs - Mansfield Lab Associated sample(s): 01-10 QC Batch ID: WG1416513-5 WG1416513-6 QC Sample: L2040428-02 Client ID: S-139-20FSP20-01 | | | | | | | | | | | | |
| Cl3-BZ#23 | ND | 9.64 | 7.49 | 78 | | 7.93 | 79 | | 40-140 | 6 | | 30 |
| Cl4-BZ#54 | 1.86J | 9.64 | 8.29 | 86 | | 8.85 | 89 | | 40-140 | 7 | | 30 |
| Cl3-BZ#29-Cal | 1.23J | 9.64 | 7.55 | 78 | | 8.39 | 84 | | 40-140 | 11 | | 30 |
| Cl4-BZ#50-Cal | 1.91J | 9.64 | 9.92 | 103 | | 10.3 | 103 | | 40-140 | 4 | | 30 |
| Cl3-BZ#26 | 491 | 9.64 | 490 | **0** | Q | 582 | **910** | Q | 40-140 | 17 | | 30 |
| Cl3-BZ#25 | 293 | 9.64 | 298 | 52 | | 351 | **580** | Q | 40-140 | 16 | | 30 |
| Cl4-BZ#53 | 85.0 | 9.64 | 92.7 | 80 | | 114 | **290** | Q | 40-140 | 21 | | 30 |
| Cl3-BZ#-31 | 540 | 9.64 | 541 | **10** | Q | 645 | **1050** | Q | 40-140 | 18 | | 30 |
| Cl3-BZ#28 | 475 | 9.64 | 478 | **31** | Q | 565 | **900** | Q | 40-140 | 17 | | 30 |
| Cl3-BZ#33 | 45.6 | 9.64 | 52.3 | 70 | | 44.9 | **0** | Q | 40-140 | 15 | | 30 |
| Cl4-BZ#51 | 35.4 | 9.64 | 43.9 | 88 | | 51.6 | **162** | Q | 40-140 | 16 | | 30 |
| Cl3-BZ#21/#20 | 37.2 | 19.3 | 47.3 | 52 | | 71.4 | **171** | Q | 40-140 | **41** | Q | 30 |
| Cl4-BZ#45 | 21.8 | 9.64 | 27.4 | 58 | | 33.1 | 113 | | 40-140 | 19 | | 30 |
| Cl3-BZ#22 | 81.5 | 9.64 | 86.5 | 52 | | 99.4 | **179** | Q | 40-140 | 14 | | 30 |
| Cl4-BZ#73/#46 | 13.5 | 19.3 | 26.7 | 68 | | 31.5 | 90 | | 40-140 | 16 | | 30 |
| Cl4-BZ#69 | 5.72 | 9.64 | 12.9 | 75 | | 15.1 | 94 | | 40-140 | 16 | | 30 |
| Cl4-BZ#43 | 6.22 | 9.64 | 13.0 | 70 | | 14.4 | 82 | | 40-140 | 10 | | 30 |
| Cl3-BZ#36 | 1.52J | 9.64 | 8.30 | 86 | | 9.42 | 94 | | 40-140 | 13 | | 30 |
| Cl4-BZ#52 | 768 | 9.64 | 764 | **0** | Q | 898 | **1300** | Q | 40-140 | 16 | | 30 |
| Cl4-BZ#48 | 23.7 | 9.64 | 29.7 | 62 | | 38.1 | **144** | Q | 40-140 | 25 | | 30 |
| Cl4-BZ#49 | 817 | 9.64 | 820 | **31** | Q | 946 | **1290** | Q | 40-140 | 14 | | 30 |
| Cl5-BZ#104 | ND | 9.64 | 7.78 | 81 | | 6.36 | 64 | | 40-140 | 20 | | 30 |
| Cl4-BZ#47 | 233 | 9.64 | 241 | 83 | | 276 | **430** | Q | 40-140 | 14 | | 30 |

# Matrix Spike Analysis

***Batch Quality Control***

***Project Name:*** NEW BEDFORD HARBOR-LTM

***Project Number:*** 60597627

***Lab Number:*** L2040428

***Report Date:*** 10/15/20

| Parameter | Native Sample | MS Added | MS Found | MS %Recovery | Qual | MSD Found | MSD %Recovery | Qual | Recovery Limits | RPD | Qual | RPD Limits |
|---|---|---|---|---|---|---|---|---|---|---|---|---|
| PCB Congeners/Homologs - Mansfield Lab Associated sample(s): 01-10 QC Batch ID: WG1416513-5 WG1416513-6 QC Sample: L2040428-02 Client ID: S-139-20FSP20-01 | | | | | | | | | | | | |
| Cl4-BZ#65/#75/#62 | 13.0 | 28.9 | 31.6 | 64 | | 37.2 | 81 | | 40-140 | 16 | | 30 |
| Cl3-BZ#39 | 2.68 | 9.64 | 8.69 | 62 | | 11.1 | 84 | | 40-140 | 24 | | 30 |
| Cl3-BZ#38 | ND | 9.64 | 6.87 | 71 | | 8.01 | 80 | | 40-140 | 15 | | 30 |
| Cl4-BZ#44 | 227 | 9.64 | 234 | 73 | | 270 | **430** | Q | 40-140 | 14 | | 30 |
| Cl4-BZ#59 | 60.0 | 9.64 | 65.2 | 54 | | 74.8 | **148** | Q | 40-140 | 14 | | 30 |
| Cl4-BZ#42 | 106 | 9.64 | 113 | 73 | | 132 | **260** | Q | 40-140 | 16 | | 30 |
| Cl4-BZ#71 | 92.1 | 9.64 | 98.2 | 63 | | 117 | **249** | Q | 40-140 | 17 | | 30 |
| Cl3-BZ#35 | 4.86 | 9.64 | 10.2 | 55 | | 12.2 | 73 | | 40-140 | 18 | | 30 |
| Cl4-BZ#41 | 2.70 | 9.64 | 8.73 | 63 | | 12.0 | 93 | | 40-140 | **32** | Q | 30 |
| Cl4-BZ#72 | 24.3 | 9.64 | 31.4 | 74 | | 34.4 | 101 | | 40-140 | 9 | | 30 |
| Cl5-BZ#96 | 3.59 | 9.64 | 10.3 | 70 | | 11.4 | 78 | | 40-140 | 10 | | 30 |
| Cl5-BZ#103 | 15.9 | 9.64 | 22.4 | 67 | | 24.4 | 85 | | 40-140 | 9 | | 30 |
| Cl4-BZ#68/#64 | 167 | 19.3 | 184 | 88 | | 207 | **200** | Q | 40-140 | 12 | | 30 |
| Cl4-BZ#40 | 27.4 | 9.64 | 33.1 | 59 | | 39.0 | 116 | | 40-140 | 16 | | 30 |
| Cl3-BZ#37 | 49.1 | 9.64 | 56.4 | 76 | | 65.0 | **159** | Q | 40-140 | 14 | | 30 |
| Cl5-BZ#100 | 12.9 | 9.64 | 19.8 | 72 | | 22.4 | 95 | | 40-140 | 12 | | 30 |
| Cl5-BZ#94 | 1.71J | 9.64 | 8.33 | 86 | | 8.75 | 88 | | 40-140 | 5 | | 30 |
| Cl4-BZ#57 | 15.1 | 9.64 | 22.0 | 72 | | 24.9 | 98 | | 40-140 | 12 | | 30 |
| Cl4-BZ#67/#58 | 39.6 | 19.3 | 54.0 | 75 | | 59.5 | 100 | | 40-140 | 10 | | 30 |
| Cl5-BZ#102 | 25.4 | 9.64 | 29.7 | 45 | | 34.8 | 94 | | 40-140 | 16 | | 30 |
| Cl4-BZ#61 | ND | 9.64 | 8.34 | 87 | | 9.29 | 93 | | 40-140 | 11 | | 30 |
| Cl5-BZ#98 | 4.86 | 9.64 | 11.1 | 65 | | 11.6 | 67 | | 40-140 | 4 | | 30 |
| Cl4-BZ#76 | ND | 9.64 | 7.70 | 80 | | 8.99 | 90 | | 40-140 | 15 | | 30 |

# Matrix Spike Analysis

***Batch Quality Control***

***Project Name:*** NEW BEDFORD HARBOR-LTM

***Project Number:*** 60597627

***Lab Number:*** L2040428

***Report Date:*** 10/15/20

| Parameter | Native Sample | MS Added | MS Found | MS %Recovery | Qual | MSD Found | MSD %Recovery | Qual | Recovery Limits | RPD | Qual | RPD Limits |
|---|---|---|---|---|---|---|---|---|---|---|---|---|
| PCB Congeners/Homologs - Mansfield Lab Associated sample(s): 01-10 QC Batch ID: WG1416513-5 WG1416513-6 QC Sample: L2040428-02 Client ID: S-139-20FSP20-01 | | | | | | | | | | | | |
| Cl5-BZ#93 | 1.86J | 9.64 | 8.82 | 92 | | 9.29 | 93 | | 40-140 | 5 | | 30 |
| Cl4-BZ#63 | 17.0 | 9.64 | 23.1 | 63 | | 28.9 | 119 | | 40-140 | 22 | | 30 |
| Cl5-BZ#121/#95/#88 | 294 | 28.9 | 303 | **31** | Q | 349 | **183** | Q | 40-140 | 14 | | 30 |
| Cl4-BZ#74 | 108 | 9.64 | 113 | 52 | | 132 | **240** | Q | 40-140 | 16 | | 30 |
| Cl6-BZ#155 | ND | 9.64 | 7.27 | 75 | | 6.96 | 70 | | 40-140 | 4 | | 30 |
| Cl4-BZ#70 | 156 | 9.64 | 165 | 93 | | 184 | **280** | Q | 40-140 | 11 | | 30 |
| Cl5-BZ#91 | 185 | 9.64 | 189 | 42 | | 219 | **340** | Q | 40-140 | 15 | | 30 |
| Cl4-BZ#66 | 190 | 9.64 | 200 | 104 | | 225 | **350** | Q | 40-140 | 12 | | 30 |
| Cl4-BZ#80 | ND | 9.64 | 7.98 | 83 | | 8.48 | 85 | | 40-140 | 6 | | 30 |
| Cl4-BZ#55 | 8.61 | 9.64 | 16.4 | 81 | | 20.5 | 119 | | 40-140 | 22 | | 30 |
| Cl5-BZ#92 | 115 | 9.64 | 120 | 52 | | 135 | **200** | Q | 40-140 | 12 | | 30 |
| Cl5-BZ#89/#84 | 105 | 19.3 | 115 | 52 | | 130 | 125 | | 40-140 | 12 | | 30 |
| Cl5-BZ#101/#90 | 467 | 19.3 | 470 | **16** | Q | 527 | **300** | Q | 40-140 | 11 | | 30 |
| Cl4-BZ#56 | 56.0 | 9.64 | 65.2 | 95 | | 70.7 | **147** | Q | 40-140 | 8 | | 30 |
| Cl5-BZ#113 | 7.64 | 9.64 | 13.4 | 60 | | 14.6 | 70 | | 40-140 | 9 | | 30 |
| Cl5-BZ#99 | 346 | 9.64 | 347 | **10** | Q | 388 | **420** | Q | 40-140 | 11 | | 30 |
| Cl6-BZ#150 | 3.97 | 9.64 | 10.1 | 64 | | 10.9 | 69 | | 40-140 | 8 | | 30 |
| Cl4-BZ#60 | 28.0 | 9.64 | 30.4 | **25** | Q | 37.5 | 95 | | 40-140 | 21 | | 30 |
| Cl6-BZ#152 | ND | 9.64 | 7.78 | 81 | | 8.43 | 84 | | 40-140 | 8 | | 30 |
| Cl5-BZ#119 | 41.0 | 9.64 | 49.3 | 86 | | 51.7 | 107 | | 40-140 | 5 | | 30 |
| Cl5-BZ#83/#125/#112 | 25.1 | 28.9 | 45.1 | 69 | | 54.1 | 97 | | 40-140 | 18 | | 30 |
| Cl5-BZ#86/#109 | ND | 19.3 | 17.1 | 89 | | 15.8 | 79 | | 40-140 | 8 | | 30 |
| Cl6-BZ#145 | ND | 9.64 | 6.36 | 66 | | 7.92 | 79 | | 40-140 | 22 | | 30 |

# Matrix Spike Analysis

***Batch Quality Control***

***Project Name:*** NEW BEDFORD HARBOR-LTM

***Project Number:*** 60597627

***Lab Number:*** L2040428

***Report Date:*** 10/15/20

| Parameter | Native Sample | MS Added | MS Found | MS %Recovery | Qual | MSD Found | MSD %Recovery | Qual | Recovery Limits | RPD | Qual | RPD Limits |
|---|---|---|---|---|---|---|---|---|---|---|---|---|
| PCB Congeners/Homologs - Mansfield Lab Associated sample(s): 01-10 QC Batch ID: WG1416513-5 WG1416513-6 QC Sample: L2040428-02 Client ID: S-139-20FSP20-01 | | | | | | | | | | | | |
| Cl5-BZ#97 | 146 | 9.64 | 156 | 104 | | 173 | **270** | Q | 40-140 | 10 | | 30 |
| Cl6-BZ#148 | 1.47J | 9.64 | 9.77 | 101 | | 9.01 | 90 | | 40-140 | 8 | | 30 |
| Cl4-BZ#79 | ND | 9.64 | 8.62 | 89 | | 10.8 | 108 | | 40-140 | 22 | | 30 |
| Cl5-BZ#116 | ND | 9.64 | 7.73 | 80 | | 8.96 | 90 | | 40-140 | 15 | | 30 |
| Cl6-BZ#154-Cal | 16.6 | 9.64 | 22.6 | 62 | | 24.8 | 82 | | 40-140 | 9 | | 30 |
| Cl4-BZ#78 | ND | 9.64 | 6.50 | 67 | | 6.34 | 63 | | 40-140 | 2 | | 30 |
| Cl5-BZ#87/#111 | 48.0 | 19.3 | 63.0 | 78 | | 71.6 | 118 | | 40-140 | 13 | | 30 |
| Cl6-BZ#136 | 48.1 | 9.64 | 53.0 | 51 | | 59.2 | 111 | | 40-140 | 11 | | 30 |
| Cl5-BZ#117 | 19.3 | 9.64 | 30.2 | 113 | | 33.6 | **143** | Q | 40-140 | 11 | | 30 |
| Cl5-BZ#115 | 8.89 | 9.64 | 15.9 | 73 | | 15.1 | 62 | | 40-140 | 5 | | 30 |
| Cl5-BZ#85 | 32.6 | 9.64 | 43.2 | 110 | | 43.7 | 111 | | 40-140 | 1 | | 30 |
| Cl5-BZ#120 | 3.24 | 9.64 | 8.74 | 57 | | 10.1 | 69 | | 40-140 | 14 | | 30 |
| Cl5-BZ#110 | 587 | 9.64 | 591 | 42 | | 654 | **670** | Q | 40-140 | 10 | | 30 |
| Cl4-BZ#81 | ND | 9.64 | 23.1 | **240** | Q | 24.6 | **246** | Q | 40-140 | 6 | | 30 |
| Cl6-BZ#151 | 47.5 | 9.64 | 56.2 | 90 | | 58.5 | 110 | | 40-140 | 4 | | 30 |
| Cl6-BZ#135 | 43.3 | 9.64 | 48.6 | 55 | | 52.1 | 88 | | 40-140 | 7 | | 30 |
| Cl5-BZ#82 | 15.3 | 9.64 | 18.8 | **36** | Q | 23.0 | 77 | | 40-140 | 20 | | 30 |
| Cl6-BZ#144 | 6.74 | 9.64 | 12.7 | 62 | | 14.5 | 78 | | 40-140 | 13 | | 30 |
| Cl6-BZ#147/#149 | 356 | 19.3 | 364 | 42 | | 394 | **190** | Q | 40-140 | 8 | | 30 |
| Cl4-BZ#77 | 19.8 | 9.64 | 26.7 | 72 | | 28.5 | 87 | | 40-140 | 7 | | 30 |
| Cl6-BZ#143/#139 | 7.85 | 19.3 | 21.0 | 68 | | 23.6 | 79 | | 40-140 | 12 | | 30 |
| Cl5-BZ#124 | 15.2 | 9.64 | 21.2 | 62 | | 23.4 | 82 | | 40-140 | 10 | | 30 |
| Cl6-BZ#140 | ND | 9.64 | 7.31 | 76 | | 8.13 | 81 | | 40-140 | 11 | | 30 |

# Matrix Spike Analysis

***Batch Quality Control***

***Project Name:*** NEW BEDFORD HARBOR-LTM

***Project Number:*** 60597627

***Lab Number:*** L2040428

***Report Date:*** 10/15/20

| Parameter | Native Sample | MS Added | MS Found | MS %Recovery | Qual | MSD Found | MSD %Recovery | Qual | Recovery Limits | RPD | Qual | RPD Limits |
|---|---|---|---|---|---|---|---|---|---|---|---|---|
| PCB Congeners/Homologs - Mansfield Lab Associated sample(s): 01-10 QC Batch ID: WG1416513-5 WG1416513-6 QC Sample: L2040428-02 Client ID: S-139-20FSP20-01 | | | | | | | | | | | | |
| Cl5-BZ#108 | ND | 9.64 | 9.33 | 97 | | 8.13 | 81 | | 40-140 | 14 | | 30 |
| Cl5-BZ#107/#123 | 33.4 | 19.3 | 46.8 | 70 | | 52.1 | 94 | | 40-140 | 11 | | 30 |
| Cl7-BZ#188-Cal/RTW | ND | 9.64 | 6.67 | 69 | | 7.34 | 73 | | 40-140 | 10 | | 30 |
| Cl6-BZ#134 | 22.8 | 9.64 | 30.4 | 79 | | 32.4 | 96 | | 40-140 | 6 | | 30 |
| Cl5-BZ#106 | ND | 9.64 | 7.80 | 81 | | 9.27 | 93 | | 40-140 | 17 | | 30 |
| Cl6-BZ#133 | 7.52 | 9.64 | 14.9 | 77 | | 13.3 | 58 | | 40-140 | 11 | | 30 |
| Cl6-BZ#142 | ND | 9.64 | 4.86 | 50 | | 6.44 | 64 | | 40-140 | 28 | | 30 |
| Cl5-BZ#118 | 385 | 9.64 | 389 | 42 | | 422 | **370** | Q | 40-140 | 8 | | 30 |
| Cl6-BZ#131 | 5.38 | 9.64 | 11.1 | 59 | | 11.4 | 60 | | 40-140 | 3 | | 30 |
| Cl7-BZ#184 | ND | 9.64 | 6.77 | 70 | | 6.74 | 67 | | 40-140 | 0 | | 30 |
| Cl6-BZ#165 | ND | 9.64 | 6.90 | 72 | | 7.35 | 74 | | 40-140 | 6 | | 30 |
| Cl6-BZ#146 | 55.7 | 9.64 | 61.6 | 61 | | 63.7 | 80 | | 40-140 | 3 | | 30 |
| Cl6-BZ#161 | ND | 9.64 | 7.70 | 80 | | 7.50 | 75 | | 40-140 | 3 | | 30 |
| Cl5-BZ#122 | 4.14 | 9.64 | 10.9 | 70 | | 11.5 | 74 | | 40-140 | 5 | | 30 |
| Cl6-BZ#168 | ND | 9.64 | ND | **0** | Q | ND | **0** | Q | 40-140 | NC | | 30 |
| Cl5-BZ#114 | 13.3 | 9.64 | 19.0 | 59 | | 22.1 | 88 | | 40-140 | 15 | | 30 |
| Cl6-BZ#153 | 359 | 9.64 | 369 | 104 | | 397 | **380** | Q | 40-140 | 7 | | 30 |
| Cl6-BZ#132 | 50.2 | 9.64 | 57.1 | 72 | | 60.2 | 100 | | 40-140 | 5 | | 30 |
| Cl7-BZ#179 | 12.4 | 9.64 | 18.3 | 61 | | 19.3 | 69 | | 40-140 | 5 | | 30 |
| Cl6-BZ#141 | 29.2 | 9.64 | 36.9 | 80 | | 38.4 | 92 | | 40-140 | 4 | | 30 |
| Cl7-BZ#176 | 3.48 | 9.64 | 9.68 | 64 | | 10.0 | 65 | | 40-140 | 3 | | 30 |
| Cl5-BZ#105 | 55.0 | 9.64 | 60.6 | 58 | | 66.5 | 115 | | 40-140 | 9 | | 30 |
| Cl6-BZ#137 | 20.1 | 9.64 | 26.7 | 68 | | 28.8 | 87 | | 40-140 | 8 | | 30 |

# Matrix Spike Analysis

***Batch Quality Control***

***Project Name:*** NEW BEDFORD HARBOR-LTM

***Project Number:*** 60597627

***Lab Number:*** L2040428

***Report Date:*** 10/15/20

| Parameter | Native Sample | MS Added | MS Found | MS %Recovery | Qual | MSD Found | MSD %Recovery | Qual | Recovery Limits | RPD | Qual | RPD Limits |
|---|---|---|---|---|---|---|---|---|---|---|---|---|
| PCB Congeners/Homologs - Mansfield Lab Associated sample(s): 01-10 QC Batch ID: WG1416513-5 WG1416513-6 QC Sample: L2040428-02 Client ID: S-139-20FSP20-01 | | | | | | | | | | | | |
| Cl5-BZ#127 | ND | 9.64 | 6.19 | 64 | | 6.96 | 70 | | 40-140 | 12 | | 30 |
| Cl7-BZ#186 | ND | 9.64 | 5.82 | 60 | | 6.19 | 62 | | 40-140 | 6 | | 30 |
| Cl6-BZ#130/#164 | 43.8 | 19.3 | 57.5 | 71 | | 61.3 | 88 | | 40-140 | 6 | | 30 |
| Cl7-BZ#178 | 7.87 | 9.64 | 16.0 | 84 | | 14.4 | 65 | | 40-140 | 11 | | 30 |
| Cl6-BZ#138 | 177 | 9.64 | 183 | 62 | | 194 | **170** | Q | 40-140 | 6 | | 30 |
| Cl6-BZ#163/#160 | 103 | 19.3 | 117 | 73 | | 124 | 105 | | 40-140 | 6 | | 30 |
| Cl6-BZ#129/#158 | 59.2 | 19.3 | 70.5 | 59 | | 73.3 | 71 | | 40-140 | 4 | | 30 |
| Cl7-BZ#182/#175 | 2.22J | 19.3 | 13.8 | 72 | | 15.2 | 76 | | 40-140 | 10 | | 30 |
| Cl7-BZ#187 | 40.3 | 9.64 | 48.5 | 85 | | 48.8 | 85 | | 40-140 | 1 | | 30 |
| Cl7-BZ#183 | 19.1 | 9.64 | 25.5 | 66 | | 28.6 | 95 | | 40-140 | 11 | | 30 |
| Cl6-BZ#166 | 3.05 | 9.64 | 10.4 | 76 | | 10.2 | 72 | | 40-140 | 2 | | 30 |
| Cl6-BZ#159 | ND | 9.64 | 8.93 | 93 | | 8.45 | 85 | | 40-140 | 6 | | 30 |
| Cl5-BZ#126 | ND | 9.64 | 10.0 | 104 | | 10.8 | 108 | | 40-140 | 8 | | 30 |
| Cl7-BZ#185 | 2.78 | 9.64 | 8.27 | 57 | | 9.70 | 69 | | 40-140 | 16 | | 30 |
| Cl6-BZ#162 | 1.70J | 9.64 | 8.35 | 87 | | 9.87 | 99 | | 40-140 | 17 | | 30 |
| Cl7-BZ#174 | 17.9 | 9.64 | 26.2 | 86 | | 23.7 | 58 | | 40-140 | 10 | | 30 |
| Cl6-BZ#128 | 50.2 | 9.64 | 58.4 | 85 | | 63.1 | 129 | | 40-140 | 8 | | 30 |
| Cl8-BZ#202 | 2.49 | 9.64 | 10.5 | 83 | | 11.3 | 88 | | 40-140 | 7 | | 30 |
| Cl6-BZ#167 | 22.0 | 9.64 | 27.4 | 56 | | 31.4 | 94 | | 40-140 | 14 | | 30 |
| Cl7-BZ#181 | ND | 9.64 | 8.68 | 90 | | 8.81 | 88 | | 40-140 | 1 | | 30 |
| Cl7-BZ#177 | 13.3 | 9.64 | 23.7 | 108 | | 22.1 | 88 | | 40-140 | 7 | | 30 |
| Cl8-BZ#204/#200-CAL | 2.42J | 19.3 | 15.8 | 82 | | 16.1 | 81 | | 40-140 | 2 | | 30 |
| Cl7-BZ#171 | 12.9 | 9.64 | 17.8 | 51 | | 21.5 | 86 | | 40-140 | 19 | | 30 |

# Matrix Spike Analysis

***Batch Quality Control***

***Project Name:*** NEW BEDFORD HARBOR-LTM

***Project Number:*** 60597627

***Lab Number:*** L2040428

***Report Date:*** 10/15/20

| Parameter | Native Sample | MS Added | MS Found | MS %Recovery | Qual | MSD Found | MSD %Recovery | Qual | Recovery Limits | RPD | Qual | RPD Limits |
|---|---|---|---|---|---|---|---|---|---|---|---|---|
| PCB Congeners/Homologs - Mansfield Lab Associated sample(s): 01-10 QC Batch ID: WG1416513-5 WG1416513-6 QC Sample: L2040428-02 Client ID: S-139-20FSP20-01 | | | | | | | | | | | | |
| Cl7-BZ#173 | ND | 9.64 | 9.72 | 101 | | 8.04 | 80 | | 40-140 | 19 | | 30 |
| Cl8-BZ#197 | ND | 9.64 | 8.61 | 89 | | 8.09 | 81 | | 40-140 | 6 | | 30 |
| Cl7-BZ#172 | 7.51 | 9.64 | 14.4 | 72 | | 14.8 | 73 | | 40-140 | 3 | | 30 |
| Cl7-BZ#192 | ND | 9.64 | 8.60 | 89 | | 7.98 | 80 | | 40-140 | 7 | | 30 |
| Cl6-BZ#156 | 43.4 | 9.64 | 49.6 | 64 | | 52.8 | 94 | | 40-140 | 6 | | 30 |
| Cl6-BZ#157 | 10.8 | 9.64 | 16.4 | 58 | | 17.2 | 64 | | 40-140 | 5 | | 30 |
| Cl7-BZ#180 | 52.1 | 9.64 | 56.9 | 50 | | 58.7 | 66 | | 40-140 | 3 | | 30 |
| Cl7-BZ#193 | 3.36 | 9.64 | 8.40 | 52 | | 9.33 | 60 | | 40-140 | 10 | | 30 |
| Cl8-BZ#199 | ND | 9.64 | 7.19 | 75 | | 6.95 | 70 | | 40-140 | 3 | | 30 |
| Cl7-BZ#191 | 2.99 | 9.64 | 11.1 | 84 | | 11.0 | 80 | | 40-140 | 1 | | 30 |
| Cl8-BZ#198 | ND | 9.64 | 9.40 | 98 | | 9.20 | 92 | | 40-140 | 2 | | 30 |
| Cl8-BZ#201 | 8.48 | 9.64 | 15.9 | 77 | | 17.6 | 91 | | 40-140 | 10 | | 30 |
| Cl7-BZ#170 | 37.5 | 9.64 | 46.7 | 95 | | 50.0 | 125 | | 40-140 | 7 | | 30 |
| Cl7-BZ#190 | 8.40 | 9.64 | 15.0 | 68 | | 16.2 | 78 | | 40-140 | 8 | | 30 |
| Cl8-BZ#196 | 6.08 | 9.64 | 15.6 | 99 | | 14.9 | 88 | | 40-140 | 5 | | 30 |
| Cl8-BZ#203 | 8.41 | 9.64 | 10.6 | **23** | Q | 14.1 | 57 | | 40-140 | 28 | | 30 |
| Cl6-BZ#169 | ND | 9.64 | 8.73 | 91 | | 10.4 | 104 | | 40-140 | 17 | | 30 |
| Cl9-BZ#208 | 3.37 | 9.64 | 10.3 | 72 | | 9.74 | 64 | | 40-140 | 6 | | 30 |
| Cl9-BZ#207 | ND | 9.64 | 9.24 | 96 | | 10.5 | 105 | | 40-140 | 13 | | 30 |
| Cl7-BZ#189 | 4.62 | 9.64 | 12.9 | 86 | | 12.3 | 77 | | 40-140 | 5 | | 30 |
| Cl8-BZ#195 | 6.96 | 9.64 | 12.4 | 56 | | 11.3 | 43 | | 40-140 | 9 | | 30 |
| Cl8-BZ#194 | 11.7 | 9.64 | 20.6 | 92 | | 22.8 | 111 | | 40-140 | 10 | | 30 |
| Cl8-BZ#205 | ND | 9.64 | 9.89 | 103 | | 12.4 | 124 | | 40-140 | 23 | | 30 |

# Matrix Spike Analysis

***Batch Quality Control***

***Project Name:*** NEW BEDFORD HARBOR-LTM

***Project Number:*** 60597627

***Lab Number:*** L2040428

***Report Date:*** 10/15/20

| Parameter | Native Sample | MS Added | MS Found | MS %Recovery | Qual | MSD Found | MSD %Recovery | Qual | Recovery Limits | RPD | Qual | RPD Limits |
|---|---|---|---|---|---|---|---|---|---|---|---|---|
| PCB Congeners/Homologs - Mansfield Lab Associated sample(s): 01-10 QC Batch ID: WG1416513-5 WG1416513-6 QC Sample: L2040428-02 Client ID: S-139-20FSP20-01 | | | | | | | | | | | | |
| Cl9-BZ#206-Cal/RTW | 8.89 | 9.64 | 17.2 | 86 | | 16.7 | 78 | | 40-140 | 3 | | 30 |
| Cl10-BZ#209-Cal/RTW | 3.65 | 9.64 | 12.1 | 88 | | 13.6 | 100 | | 40-140 | 12 | | 30 |

| Surrogate | MS % Recovery | MS Qualifier | MSD % Recovery | MSD Qualifier | Acceptance Criteria |
|---|---|---|---|---|---|
| Cl3-BZ#19-C13 (surr) | 67 | | 63 | | 50-125 |
| Cl8-BZ#202-C13 (surr) | 84 | | 75 | | 50-125 |

**Project Name:** NEW BEDFORD HARBOR-LTM **Lab Number:** L2040428

**Project Number:** 60597627 **Report Date:** 10/15/20

## S.R.M. Standard Quality Control

Standard Reference Material (SRM): WG1416513-4

| Parameter | % Recovery | Qual | QC Criteria |
|---|---|---|---|
| Cl2-BZ#8 | 77 | | 40-140 |
| Cl3-BZ#18 | 78 | | 40-140 |
| Cl3-BZ#-31 | 81 | | 40-140 |
| Cl3-BZ#28 | 80 | | 40-140 |
| Cl4-BZ#52 | 74 | | 40-140 |
| Cl4-BZ#49 | 82 | | 40-140 |
| Cl4-BZ#44 | 80 | | 40-140 |
| Cl5-BZ#121/#95/#88 | 51 | | 40-140 |
| Cl4-BZ#66 | 76 | | 40-140 |
| Cl5-BZ#101/#90 | 80 | | 40-140 |
| Cl5-BZ#99 | 61 | | 40-140 |
| Cl5-BZ#87/#111 | 56 | | 40-140 |
| Cl5-BZ#110 | 87 | | 40-140 |
| Cl6-BZ#151 | 70 | | 40-140 |
| Cl6-BZ#147/#149 | 79 | | 40-140 |
| Cl5-BZ#118 | 73 | | 40-140 |
| Cl6-BZ#153 | 66 | | 40-140 |
| Cl5-BZ#105 | 64 | | 40-140 |
| Cl6-BZ#138 | 66 | | 40-140 |
| Cl7-BZ#187 | 74 | | 40-140 |
| Cl7-BZ#183 | 82 | | 40-140 |
| Cl6-BZ#128 | 107 | | 40-140 |
| Cl6-BZ#156 | 99 | | 40-140 |
| Cl7-BZ#180 | 64 | | 40-140 |
| Cl7-BZ#170 | 72 | | 40-140 |
| Cl8-BZ#195 | 102 | | 40-140 |
| Cl8-BZ#194 | 89 | | 40-140 |
| Cl9-BZ#206 | 82 | | 40-140 |
| Cl10-BZ#209 | 98 | | 40-140 |
| Cl3-BZ#19-C13 (Surrogate) | 72 | | 50-125 |
| Cl8-BZ#202-C13 (Surrogate) | 69 | | 50-125 |

# INORGANICS
# &
# MISCELLANEOUS

**Project Name:** NEW BEDFORD HARBOR-LTM
**Project Number:** 60597627

**Lab Number:** L2040428
**Report Date:** 10/15/20

## SAMPLE RESULTS

Lab ID: L2040428-01
Client ID: S-130-20FSP20-01
Sample Location: NEW BEDFORD, MA

Date Collected: 09/23/20 10:09
Date Received: 09/24/20
Field Prep: Not Specified

Sample Depth:
Matrix: Sediment

| Parameter | Result | Qualifier | Units | RL | MDL | Dilution Factor | Date Prepared | Date Analyzed | Analytical Method | Analyst |
|---|---|---|---|---|---|---|---|---|---|---|
| **Total Organic Carbon - Mansfield Lab** | | | | | | | | | | |
| Total Organic Carbon (Rep1) | 5.16 | | % | 0.010 | 0.010 | 1 | - | 10/13/20 12:14 | 1,9060A | SP |
| Total Organic Carbon (Rep2) | 5.01 | | % | 0.010 | 0.010 | 1 | - | 10/13/20 12:14 | 1,9060A | SP |
| Total Organic Carbon (Average) | 5.08 | | % | 0.010 | 0.010 | 1 | - | 10/13/20 12:14 | 1,9060A | SP |
| **General Chemistry - Mansfield Lab** | | | | | | | | | | |
| Solids, Total | 93.5 | | % | 0.100 | 0.100 | 1 | - | 09/30/20 13:18 | 121,2540G | JW |

**Project Name:** NEW BEDFORD HARBOR-LTM
**Project Number:** 60597627

**Lab Number:** L2040428
**Report Date:** 10/15/20

## SAMPLE RESULTS

Lab ID: L2040428-02
Client ID: S-139-20FSP20-01
Sample Location: NEW BEDFORD, MA

Date Collected: 09/23/20 08:36
Date Received: 09/24/20
Field Prep: Not Specified

Sample Depth:
Matrix: Sediment

| Parameter | Result | Qualifier | Units | RL | MDL | Dilution Factor | Date Prepared | Date Analyzed | Analytical Method | Analyst |
|---|---|---|---|---|---|---|---|---|---|---|
| **Total Organic Carbon - Mansfield Lab** | | | | | | | | | | |
| Total Organic Carbon (Rep1) | 2.72 | | % | 0.010 | 0.010 | 1 | - | 10/13/20 12:14 | 1,9060A | SP |
| Total Organic Carbon (Rep2) | 2.28 | | % | 0.010 | 0.010 | 1 | - | 10/13/20 12:14 | 1,9060A | SP |
| Total Organic Carbon (Average) | 2.50 | | % | 0.010 | 0.010 | 1 | - | 10/13/20 12:14 | 1,9060A | SP |
| **General Chemistry - Mansfield Lab** | | | | | | | | | | |
| Solids, Total | 96.7 | | % | 0.100 | 0.100 | 1 | - | 09/30/20 13:18 | 121,2540G | JW |

**Project Name:** NEW BEDFORD HARBOR-LTM
**Project Number:** 60597627

**Lab Number:** L2040428
**Report Date:** 10/15/20

## SAMPLE RESULTS

Lab ID: L2040428-03
Client ID: S-146-20FSP20-01
Sample Location: NEW BEDFORD, MA

Date Collected: 09/23/20 08:57
Date Received: 09/24/20
Field Prep: Not Specified

Sample Depth:
Matrix: Sediment

| Parameter | Result | Qualifier | Units | RL | MDL | Dilution Factor | Date Prepared | Date Analyzed | Analytical Method | Analyst |
|---|---|---|---|---|---|---|---|---|---|---|
| **Total Organic Carbon - Mansfield Lab** | | | | | | | | | | |
| Total Organic Carbon (Rep1) | 4.28 | | % | 0.010 | 0.010 | 1 | - | 10/13/20 12:14 | 1,9060A | SP |
| Total Organic Carbon (Rep2) | 4.44 | | % | 0.010 | 0.010 | 1 | - | 10/13/20 12:14 | 1,9060A | SP |
| Total Organic Carbon (Average) | 4.36 | | % | 0.010 | 0.010 | 1 | - | 10/13/20 12:14 | 1,9060A | SP |
| **General Chemistry - Mansfield Lab** | | | | | | | | | | |
| Solids, Total | 95.9 | | % | 0.100 | 0.100 | 1 | - | 09/30/20 13:18 | 121,2540G | JW |

**Project Name:** NEW BEDFORD HARBOR-LTM
**Project Number:** 60597627

**Lab Number:** L2040428
**Report Date:** 10/15/20

## SAMPLE RESULTS

Lab ID: L2040428-04
Client ID: S-147-20FSP20-01
Sample Location: NEW BEDFORD, MA

Date Collected: 09/23/20 10:26
Date Received: 09/24/20
Field Prep: Not Specified

Sample Depth:
Matrix: Sediment

| Parameter | Result | Qualifier | Units | RL | MDL | Dilution Factor | Date Prepared | Date Analyzed | Analytical Method | Analyst |
|---|---|---|---|---|---|---|---|---|---|---|
| **Total Organic Carbon - Mansfield Lab** | | | | | | | | | | |
| Total Organic Carbon (Rep1) | 2.15 | | % | 0.010 | 0.010 | 1 | - | 10/13/20 12:14 | 1,9060A | SP |
| Total Organic Carbon (Rep2) | 2.24 | | % | 0.010 | 0.010 | 1 | - | 10/13/20 12:14 | 1,9060A | SP |
| Total Organic Carbon (Average) | 2.20 | | % | 0.010 | 0.010 | 1 | - | 10/13/20 12:14 | 1,9060A | SP |
| **General Chemistry - Mansfield Lab** | | | | | | | | | | |
| Solids, Total | 97.4 | | % | 0.100 | 0.100 | 1 | - | 09/30/20 13:18 | 121,2540G | JW |

**Project Name:** NEW BEDFORD HARBOR-LTM
**Project Number:** 60597627

**Lab Number:** L2040428
**Report Date:** 10/15/20

## SAMPLE RESULTS

Lab ID: L2040428-05
Client ID: S-150-20FSP20-01
Sample Location: NEW BEDFORD, MA

Date Collected: 09/23/20 11:31
Date Received: 09/24/20
Field Prep: Not Specified

Sample Depth:
Matrix: Sediment

| Parameter | Result | Qualifier | Units | RL | MDL | Dilution Factor | Date Prepared | Date Analyzed | Analytical Method | Analyst |
|---|---|---|---|---|---|---|---|---|---|---|
| **Total Organic Carbon - Mansfield Lab** | | | | | | | | | | |
| Total Organic Carbon (Rep1) | 4.45 | | % | 0.010 | 0.010 | 1 | - | 10/13/20 12:14 | 1,9060A | SP |
| Total Organic Carbon (Rep2) | 4.35 | | % | 0.010 | 0.010 | 1 | - | 10/13/20 12:14 | 1,9060A | SP |
| Total Organic Carbon (Average) | 4.40 | | % | 0.010 | 0.010 | 1 | - | 10/13/20 12:14 | 1,9060A | SP |
| **General Chemistry - Mansfield Lab** | | | | | | | | | | |
| Solids, Total | 95.6 | | % | 0.100 | 0.100 | 1 | - | 09/30/20 13:18 | 121,2540G | JW |

**Project Name:** NEW BEDFORD HARBOR-LTM
**Project Number:** 60597627

**Lab Number:** L2040428
**Report Date:** 10/15/20

## SAMPLE RESULTS

Lab ID: L2040428-06
Client ID: S-151-20FSP20-01
Sample Location: NEW BEDFORD, MA

Date Collected: 09/23/20 14:23
Date Received: 09/24/20
Field Prep: Not Specified

Sample Depth:
Matrix: Sediment

| Parameter | Result | Qualifier | Units | RL | MDL | Dilution Factor | Date Prepared | Date Analyzed | Analytical Method | Analyst |
|---|---|---|---|---|---|---|---|---|---|---|
| **Total Organic Carbon - Mansfield Lab** | | | | | | | | | | |
| Total Organic Carbon (Rep1) | 1.33 | | % | 0.010 | 0.010 | 1 | - | 10/13/20 12:14 | 1,9060A | SP |
| Total Organic Carbon (Rep2) | 1.79 | | % | 0.010 | 0.010 | 1 | - | 10/13/20 12:14 | 1,9060A | SP |
| Total Organic Carbon (Average) | 1.56 | | % | 0.010 | 0.010 | 1 | - | 10/13/20 12:14 | 1,9060A | SP |
| **General Chemistry - Mansfield Lab** | | | | | | | | | | |
| Solids, Total | 99.0 | | % | 0.100 | 0.100 | 1 | - | 09/30/20 13:18 | 121,2540G | JW |

**Project Name:** NEW BEDFORD HARBOR-LTM
**Project Number:** 60597627

**Lab Number:** L2040428
**Report Date:** 10/15/20

## SAMPLE RESULTS

Lab ID: L2040428-07
Client ID: S-152-20FSP20-01
Sample Location: NEW BEDFORD, MA

Date Collected: 09/23/20 11:36
Date Received: 09/24/20
Field Prep: Not Specified

Sample Depth:
Matrix: Sediment

| Parameter | Result | Qualifier | Units | RL | MDL | Dilution Factor | Date Prepared | Date Analyzed | Analytical Method | Analyst |
|---|---|---|---|---|---|---|---|---|---|---|
| **Total Organic Carbon - Mansfield Lab** | | | | | | | | | | |
| Total Organic Carbon (Rep1) | 3.58 | | % | 0.010 | 0.010 | 1 | - | 10/13/20 12:14 | 1,9060A | SP |
| Total Organic Carbon (Rep2) | 3.34 | | % | 0.010 | 0.010 | 1 | - | 10/13/20 12:14 | 1,9060A | SP |
| Total Organic Carbon (Average) | 3.46 | | % | 0.010 | 0.010 | 1 | - | 10/13/20 12:14 | 1,9060A | SP |
| **General Chemistry - Mansfield Lab** | | | | | | | | | | |
| Solids, Total | 95.0 | | % | 0.100 | 0.100 | 1 | - | 09/30/20 13:18 | 121,2540G | JW |

**Project Name:** NEW BEDFORD HARBOR-LTM
**Project Number:** 60597627

**Lab Number:** L2040428
**Report Date:** 10/15/20

## SAMPLE RESULTS

Lab ID: L2040428-08
Client ID: S-154-20FSP20-01
Sample Location: NEW BEDFORD, MA

Date Collected: 09/23/20 13:13
Date Received: 09/24/20
Field Prep: Not Specified

Sample Depth:
Matrix: Sediment

| Parameter | Result | Qualifier | Units | RL | MDL | Dilution Factor | Date Prepared | Date Analyzed | Analytical Method | Analyst |
|---|---|---|---|---|---|---|---|---|---|---|
| **Total Organic Carbon - Mansfield Lab** | | | | | | | | | | |
| Total Organic Carbon (Rep1) | 1.32 | | % | 0.010 | 0.010 | 1 | - | 10/13/20 12:14 | 1,9060A | SP |
| Total Organic Carbon (Rep2) | 1.39 | | % | 0.010 | 0.010 | 1 | - | 10/13/20 12:14 | 1,9060A | SP |
| Total Organic Carbon (Average) | 1.35 | | % | 0.010 | 0.010 | 1 | - | 10/13/20 12:14 | 1,9060A | SP |
| **General Chemistry - Mansfield Lab** | | | | | | | | | | |
| Solids, Total | 98.9 | | % | 0.100 | 0.100 | 1 | - | 09/30/20 13:18 | 121,2540G | JW |

**Project Name:** NEW BEDFORD HARBOR-LTM
**Project Number:** 60597627

**Lab Number:** L2040428
**Report Date:** 10/15/20

## SAMPLE RESULTS

Lab ID: L2040428-09
Client ID: S-155-20FSP20-01
Sample Location: NEW BEDFORD, MA

Date Collected: 09/23/20 12:56
Date Received: 09/24/20
Field Prep: Not Specified

Sample Depth:
Matrix: Sediment

| Parameter | Result | Qualifier | Units | RL | MDL | Dilution Factor | Date Prepared | Date Analyzed | Analytical Method | Analyst |
|---|---|---|---|---|---|---|---|---|---|---|
| **Total Organic Carbon - Mansfield Lab** | | | | | | | | | | |
| Total Organic Carbon (Rep1) | 0.480 | | % | 0.010 | 0.010 | 1 | - | 10/13/20 12:14 | 1,9060A | SP |
| Total Organic Carbon (Rep2) | 0.412 | | % | 0.010 | 0.010 | 1 | - | 10/13/20 12:14 | 1,9060A | SP |
| Total Organic Carbon (Average) | 0.446 | | % | 0.010 | 0.010 | 1 | - | 10/13/20 12:14 | 1,9060A | SP |
| **General Chemistry - Mansfield Lab** | | | | | | | | | | |
| Solids, Total | 99.5 | | % | 0.100 | 0.100 | 1 | - | 09/30/20 13:18 | 121,2540G | JW |

**Project Name:** NEW BEDFORD HARBOR-LTM
**Project Number:** 60597627

**Lab Number:** L2040428
**Report Date:** 10/15/20

## SAMPLE RESULTS

Lab ID: L2040428-10
Client ID: S-202-20FSP20-01
Sample Location: NEW BEDFORD, MA

Date Collected: 09/23/20 15:47
Date Received: 09/24/20
Field Prep: Not Specified

Sample Depth:
Matrix: Sediment

| Parameter | Result | Qualifier | Units | RL | MDL | Dilution Factor | Date Prepared | Date Analyzed | Analytical Method | Analyst |
|---|---|---|---|---|---|---|---|---|---|---|
| **Total Organic Carbon - Mansfield Lab** | | | | | | | | | | |
| Total Organic Carbon (Rep1) | 1.39 | | % | 0.010 | 0.010 | 1 | - | 10/13/20 12:14 | 1,9060A | SP |
| Total Organic Carbon (Rep2) | 1.71 | | % | 0.010 | 0.010 | 1 | - | 10/13/20 12:14 | 1,9060A | SP |
| Total Organic Carbon (Average) | 1.55 | | % | 0.010 | 0.010 | 1 | - | 10/13/20 12:14 | 1,9060A | SP |
| **General Chemistry - Mansfield Lab** | | | | | | | | | | |
| Solids, Total | 98.7 | | % | 0.100 | 0.100 | 1 | - | 09/30/20 13:18 | 121,2540G | JW |

**Project Name:** NEW BEDFORD HARBOR-LTM **Lab Number:** L2040428

**Project Number:** 60597627 **Report Date:** 10/15/20

# Method Blank Analysis
## Batch Quality Control

| Parameter | Result | Qualifier | Units | RL | MDL | Dilution Factor | Date Prepared | Date Analyzed | Analytical Method | Analyst |
|---|---|---|---|---|---|---|---|---|---|---|
| Total Organic Carbon - Mansfield Lab for sample(s): 01-10 Batch: WG1419325-1 | | | | | | | | | | |
| Total Organic Carbon (Rep1) | ND | | % | 0.010 | 0.010 | 1 | - | 10/13/20 12:14 | 1,9060A | SP |
| Total Organic Carbon (Rep2) | ND | | % | 0.010 | 0.010 | 1 | - | 10/13/20 12:14 | 1,9060A | SP |
| Total Organic Carbon (Average) | ND | | % | 0.010 | 0.010 | 1 | - | 10/13/20 12:14 | 1,9060A | SP |

# Lab Control Sample Analysis

## Batch Quality Control

**Project Name:** NEW BEDFORD HARBOR-LTM

**Project Number:** 60597627

**Lab Number:** L2040428

**Report Date:** 10/15/20

| Parameter | LCS %Recovery | Qual | LCSD %Recovery | Qual | %Recovery Limits | RPD | Qual | RPD Limits |
|---|---|---|---|---|---|---|---|---|
| Total Organic Carbon - Mansfield Lab Associated sample(s): 01-10 Batch: WG1419325-2 | | | | | | | | |
| Total Organic Carbon (Rep1) | 100 | | - | | 75-125 | - | | 25 |
| Total Organic Carbon (Rep2) | 106 | | - | | 75-125 | - | | 25 |
| Total Organic Carbon (Average) | 103 | | - | | 75-125 | - | | 25 |

# Matrix Spike Analysis
## Batch Quality Control

**Project Name:** NEW BEDFORD HARBOR-LTM
**Project Number:** 60597627

**Lab Number:** L2040428
**Report Date:** 10/15/20

| Parameter | Native Sample | MS Added | MS Found | MS %Recovery | Qual | MSD Found | MSD %Recovery | Qual | Recovery Limits | RPD | Qual | RPD Limits |
|---|---|---|---|---|---|---|---|---|---|---|---|---|
| Total Organic Carbon - Mansfield Lab Associated sample(s): 01-10 QC Batch ID: WG1419325-4 WG1419325-5 QC Sample: L2040428-02 Client ID: S-139-20FSP20-01 | | | | | | | | | | | | |
| Total Organic Carbon (Rep1) | 2.72 | 1.21 | 3.37 | **54** | Q | 3.33 | **53** | Q | 75-125 | 1 | | 25 |
| Total Organic Carbon (Rep2) | 2.28 | 0.797 | 3.02 | 93 | | 2.90 | **70** | Q | 75-125 | 4 | | 25 |

# Lab Duplicate Analysis

***Batch Quality Control***

**Project Name:** NEW BEDFORD HARBOR-LTM

**Project Number:** 60597627

***Lab Number:*** L2040428

***Report Date:*** 10/15/20

| Parameter | Native Sample | Duplicate Sample | Units | RPD | Qual | RPD Limits |
|---|---|---|---|---|---|---|
| General Chemistry - Mansfield Lab Associated sample(s): 01-10 QC Batch ID: WG1416441-1 QC Sample: L2040428-02 Client ID: S-139-20FSP20-01 | | | | | | |
| Solids, Total | 96.7 | 96.9 | % | 0 | | 10 |
| Total Organic Carbon - Mansfield Lab Associated sample(s): 01-10 QC Batch ID: WG1419325-3 QC Sample: L2040428-02 Client ID: S-139-20FSP20-01 | | | | | | |
| Total Organic Carbon (Rep1) | 2.72 | 2.75 | % | 1 | | 25 |
| Total Organic Carbon (Rep2) | 2.28 | 2.29 | % | 0 | | 25 |
| Total Organic Carbon (Average) | 2.50 | 2.52 | % | 1 | | 25 |

**Project Name:** NEW BEDFORD HARBOR-LTM
**Project Number:** 60597627

**Lab Number:** L2040428
**Report Date:** 10/15/20

## Sample Receipt and Container Information

Were project specific reporting limits specified? YES

### Cooler Information

| Cooler | Custody Seal |
|---|---|
| A | Absent |

### Container Information

| Container ID | Container Type | Cooler | Initial pH | Final pH | Temp deg C | Pres | Seal | Frozen Date/Time | Analysis(*) |
|---|---|---|---|---|---|---|---|---|---|
| L2040428-01A | Glass 120ml/4oz unpreserved | A | NA | | 4.2 | Y | Absent | | A2-AIRDRY(),A2-TOC-9060-2REPS(28) |
| L2040428-01X | Glass 250ml/8oz unpreserved | A | NA | | 4.2 | Y | Absent | | A2-TS(7),A2-PCB209-C/H-8270(14) |
| L2040428-02A | Glass 120ml/4oz unpreserved | A | NA | | 4.2 | Y | Absent | | A2-AIRDRY(),A2-TOC-9060-2REPS(28) |
| L2040428-02B | Glass 120ml/4oz unpreserved | A | NA | | 4.2 | Y | Absent | | A2-AIRDRY(),A2-TOC-9060-2REPS(28) |
| L2040428-02X | Glass 250ml/8oz unpreserved | A | NA | | 4.2 | Y | Absent | | A2-TS(7),A2-PCB209-C/H-8270(14) |
| L2040428-03A | Glass 120ml/4oz unpreserved | A | NA | | 4.2 | Y | Absent | | A2-AIRDRY(),A2-TOC-9060-2REPS(28) |
| L2040428-03X | Glass 250ml/8oz unpreserved | A | NA | | 4.2 | Y | Absent | | A2-TS(7),A2-PCB209-C/H-8270(14) |
| L2040428-04A | Glass 120ml/4oz unpreserved | A | NA | | 4.2 | Y | Absent | | A2-AIRDRY(),A2-TOC-9060-2REPS(28) |
| L2040428-04X | Glass 250ml/8oz unpreserved | A | NA | | 4.2 | Y | Absent | | A2-TS(7),A2-PCB209-C/H-8270(14) |
| L2040428-05A | Glass 120ml/4oz unpreserved | A | NA | | 4.2 | Y | Absent | | A2-AIRDRY(),A2-TOC-9060-2REPS(28) |
| L2040428-05X | Glass 250ml/8oz unpreserved | A | NA | | 4.2 | Y | Absent | | A2-TS(7),A2-PCB209-C/H-8270(14) |
| L2040428-06A | Glass 120ml/4oz unpreserved | A | NA | | 4.2 | Y | Absent | | A2-AIRDRY(),A2-TOC-9060-2REPS(28) |
| L2040428-06X | Glass 250ml/8oz unpreserved | A | NA | | 4.2 | Y | Absent | | A2-TS(7),A2-PCB209-C/H-8270(14) |
| L2040428-07A | Glass 120ml/4oz unpreserved | A | NA | | 4.2 | Y | Absent | | A2-AIRDRY(),A2-TOC-9060-2REPS(28) |
| L2040428-07X | Glass 250ml/8oz unpreserved | A | NA | | 4.2 | Y | Absent | | A2-TS(7),A2-PCB209-C/H-8270(14) |
| L2040428-08A | Glass 120ml/4oz unpreserved | A | NA | | 4.2 | Y | Absent | | A2-AIRDRY(),A2-TOC-9060-2REPS(28) |
| L2040428-08X | Glass 250ml/8oz unpreserved | A | NA | | 4.2 | Y | Absent | | A2-TS(7),A2-PCB209-C/H-8270(14) |
| L2040428-09A | Glass 120ml/4oz unpreserved | A | NA | | 4.2 | Y | Absent | | A2-AIRDRY(),A2-TOC-9060-2REPS(28) |
| L2040428-09X | Glass 250ml/8oz unpreserved | A | NA | | 4.2 | Y | Absent | | A2-TS(7),A2-PCB209-C/H-8270(14) |
| L2040428-10A | Glass 120ml/4oz unpreserved | A | NA | | 4.2 | Y | Absent | | A2-AIRDRY(),A2-TOC-9060-2REPS(28) |
| L2040428-10X | Glass 250ml/8oz unpreserved | A | NA | | 4.2 | Y | Absent | | A2-TS(7),A2-PCB209-C/H-8270(14) |

*Values in parentheses indicate holding time in days

| | | | |
|---|---|---|---|
| **Project Name:** | NEW BEDFORD HARBOR-LTM | **Lab Number:** | L2040428 |
| **Project Number:** | 60597627 | **Report Date:** | 10/15/20 |

## GLOSSARY

***Acronyms***

| | |
|---|---|
| DL | - Detection Limit: This value represents the level to which target analyte concentrations are reported as estimated values, when those target analyte concentrations are quantified below the limit of quantitation (LOQ). The DL includes any adjustments from dilutions, concentrations or moisture content, where applicable. (DoD report formats only.) |
| EDL | - Estimated Detection Limit: This value represents the level to which target analyte concentrations are reported as estimated values, when those target analyte concentrations are quantified below the reporting limit (RL). The EDL includes any adjustments from dilutions, concentrations or moisture content, where applicable. The use of EDLs is specific to the analysis of PAHs using Solid-Phase Microextraction (SPME). |
| EMPC | - Estimated Maximum Possible Concentration: The concentration that results from the signal present at the retention time of an analyte when the ions meet all of the identification criteria except the ion abundance ratio criteria. An EMPC is a worst-case estimate of the concentration. |
| EPA | - Environmental Protection Agency. |
| LCS | - Laboratory Control Sample: A sample matrix, free from the analytes of interest, spiked with verified known amounts of analytes or a material containing known and verified amounts of analytes. |
| LCSD | - Laboratory Control Sample Duplicate: Refer to LCS. |
| LFB | - Laboratory Fortified Blank: A sample matrix, free from the analytes of interest, spiked with verified known amounts of analytes or a material containing known and verified amounts of analytes. |
| LOD | - Limit of Detection: This value represents the level to which a target analyte can reliably be detected for a specific analyte in a specific matrix by a specific method. The LOD includes any adjustments from dilutions, concentrations or moisture content, where applicable. (DoD report formats only.) |
| LOQ | - Limit of Quantitation: The value at which an instrument can accurately measure an analyte at a specific concentration. The LOQ includes any adjustments from dilutions, concentrations or moisture content, where applicable. (DoD report formats only.)<br><br>Limit of Quantitation: The value at which an instrument can accurately measure an analyte at a specific concentration. The LOQ includes any adjustments from dilutions, concentrations or moisture content, where applicable. (DoD report formats only.) |
| MDL | - Method Detection Limit: This value represents the level to which target analyte concentrations are reported as estimated values, when those target analyte concentrations are quantified below the reporting limit (RL). The MDL includes any adjustments from dilutions, concentrations or moisture content, where applicable. |
| MS | - Matrix Spike Sample: A sample prepared by adding a known mass of target analyte to a specified amount of matrix sample for which an independent estimate of target analyte concentration is available. For Method 332.0, the spike recovery is calculated using the native concentration, including estimated values. |
| MSD | - Matrix Spike Sample Duplicate: Refer to MS. |
| NA | - Not Applicable. |
| NC | - Not Calculated: Term is utilized when one or more of the results utilized in the calculation are non-detect at the parameter's reporting unit. |
| NDPA/DPA | - N-Nitrosodiphenylamine/Diphenylamine. |
| NI | - Not Ignitable. |
| NP | - Non-Plastic: Term is utilized for the analysis of Atterberg Limits in soil. |
| NR | - No Results: Term is utilized when 'No Target Compounds Requested' is reported for the analysis of Volatile or Semivolatile Organic TIC only requests. |
| RL | - Reporting Limit: The value at which an instrument can accurately measure an analyte at a specific concentration. The RL includes any adjustments from dilutions, concentrations or moisture content, where applicable. |
| RPD | - Relative Percent Difference: The results from matrix and/or matrix spike duplicates are primarily designed to assess the precision of analytical results in a given matrix and are expressed as relative percent difference (RPD). Values which are less than five times the reporting limit for any individual parameter are evaluated by utilizing the absolute difference between the values; although the RPD value will be provided in the report. |
| SRM | - Standard Reference Material: A reference sample of a known or certified value that is of the same or similar matrix as the associated field samples. |
| STLP | - Semi-dynamic Tank Leaching Procedure per EPA Method 1315. |
| TEF | - Toxic Equivalency Factors: The values assigned to each dioxin and furan to evaluate their toxicity relative to 2,3,7,8-TCDD. |
| TEQ | - Toxic Equivalent: The measure of a sample's toxicity derived by multiplying each dioxin and furan by its corresponding TEF and then summing the resulting values. |
| TIC | - Tentatively Identified Compound: A compound that has been identified to be present and is not part of the target compound list (TCL) for the method and/or program. All TICs are qualitatively identified and reported as estimated concentrations. |

*Report Format: DU Report with 'J' Qualifiers*

| | | | |
|---|---|---|---|
| **Project Name:** | NEW BEDFORD HARBOR-LTM | **Lab Number:** | L2040428 |
| **Project Number:** | 60597627 | **Report Date:** | 10/15/20 |

***Footnotes***

1 - The reference for this analyte should be considered modified since this analyte is absent from the target analyte list of the original method.

***Terms***

Analytical Method: Both the document from which the method originates and the analytical reference method. (Example: EPA 8260B is shown as 1,8260B.) The codes for the reference method documents are provided in the References section of the Addendum.

Difference: With respect to Total Oxidizable Precursor (TOP) Assay analysis, the difference is defined as the Post-Treatment value minus the Pre-Treatment value.

Final pH: As it pertains to Sample Receipt & Container Information section of the report, Final pH reflects pH of container determined after adjustment at the laboratory, if applicable. If no adjustment required, value reflects Initial pH.

Frozen Date/Time: With respect to Volatile Organics in soil, Frozen Date/Time reflects the date/time at which associated Reagent Water-preserved vials were initially frozen. Note: If frozen date/time is beyond 48 hours from sample collection, value will be reflected in 'bold'.

Initial pH: As it pertains to Sample Receipt & Container Information section of the report, Initial pH reflects pH of container determined upon receipt, if applicable.

PAH Total: With respect to Alkylated PAH analyses, the 'PAHs, Total' result is defined as the summation of results for all or a subset of the following compounds: Naphthalene, C1-C4 Naphthalenes, 2-Methylnaphthalene, 1-Methylnaphthalene, Biphenyl, Acenaphthylene, Acenaphthene, Fluorene, C1-C3 Fluorenes, Phenanthrene, C1-C4 Phenanthrenes/Anthracenes, Anthracene, Fluoranthene, Pyrene, C1-C4 Fluoranthenes/Pyrenes, Benz(a)anthracene, Chrysene, C1-C4 Chrysenes, Benzo(b)fluoranthene, Benzo(j)+(k)fluoranthene, Benzo(e)pyrene, Benzo(a)pyrene, Perylene, Indeno(1,2,3-cd)pyrene, Dibenz(ah)+(ac)anthracene, Benzo(g,h,i)perylene. If a 'Total' result is requested, the results of its individual components will also be reported.

PFAS Total: With respect to PFAS analyses, the 'PFAS, Total (5)' result is defined as the summation of results for: PFHpA, PFHxS, PFOA, PFNA and PFOS. If a 'Total' result is requested, the results of its individual components will also be reported.

The target compound Chlordane (CAS No. 57-74-9) is reported for GC ECD analyses. Per EPA,this compound "refers to a mixture of chlordane isomers, other chlorinated hydrocarbons and numerous other components." (Reference: USEPA Toxicological Review of Chlordane, In Support of Summary Information on the Integrated Risk Information System (IRIS), December 1997.)

Total: With respect to Organic analyses, a 'Total' result is defined as the summation of results for individual isomers or Aroclors. If a 'Total' result is requested, the results of its individual components will also be reported. This is applicable to 'Total' results for methods 8260, 8081 and 8082.

***Data Qualifiers***

**A** - Spectra identified as "Aldol Condensates" are byproducts of the extraction/concentration procedures when acetone is introduced in the process.

**B** - The analyte was detected above the reporting limit in the associated method blank. Flag only applies to associated field samples that have detectable concentrations of the analyte at less than ten times (10x) the concentration found in the blank. For MCP-related projects, flag only applies to associated field samples that have detectable concentrations of the analyte at less than ten times (10x) the concentration found in the blank. For DOD-related projects, flag only applies to associated field samples that have detectable concentrations of the analyte at less than ten times (10x) the concentration found in the blank AND the analyte was detected above one-half the reporting limit (or above the reporting limit for common lab contaminants) in the associated method blank. For NJ-Air-related projects, flag only applies to associated field samples that have detectable concentrations of the analyte above the reporting limit. For NJ-related projects (excluding Air), flag only applies to associated field samples that have detectable concentrations of the analyte, which was detected above the reporting limit in the associated method blank or above five times the reporting limit for common lab contaminants (Phthalates, Acetone, Methylene Chloride, 2-Butanone).

**C** - Co-elution: The target analyte co-elutes with a known lab standard (i.e. surrogate, internal standards, etc.) for co-extracted analyses.

**D** - Concentration of analyte was quantified from diluted analysis. Flag only applies to field samples that have detectable concentrations of the analyte.

**E** - Concentration of analyte exceeds the range of the calibration curve and/or linear range of the instrument.

**F** - The ratio of quantifier ion response to qualifier ion response falls outside of the laboratory criteria. Results are considered to be an estimated maximum concentration.

**G** - The concentration may be biased high due to matrix interferences (i.e, co-elution) with non-target compound(s). The result should be considered estimated.

**H** - The analysis of pH was performed beyond the regulatory-required holding time of 15 minutes from the time of sample collection.

**I** - The lower value for the two columns has been reported due to obvious interference.

**J** - Estimated value. The Target analyte concentration is below the quantitation limit (RL), but above the Method Detection Limit (MDL) or Estimated Detection Limit (EDL) for SPME-related analyses. This represents an estimated concentration for Tentatively Identified Compounds (TICs).

**M** - Reporting Limit (RL) exceeds the MCP CAM Reporting Limit for this analyte.

**ND** - Not detected at the method detection limit (MDL) for the sample, or estimated detection limit (EDL) for SPME-related analyses.

**NJ** - Presumptive evidence of compound. This represents an estimated concentration for Tentatively Identified Compounds (TICs), where

*Report Format: DU Report with 'J' Qualifiers*

| | | | |
|---|---|---|---|
| **Project Name:** | NEW BEDFORD HARBOR-LTM | **Lab Number:** | L2040428 |
| **Project Number:** | 60597627 | **Report Date:** | 10/15/20 |

***Data Qualifiers***

the identification is based on a mass spectral library search.

**P** - The RPD between the results for the two columns exceeds the method-specified criteria.

**Q** - The quality control sample exceeds the associated acceptance criteria. For DOD-related projects, LCS and/or Continuing Calibration Standard exceedences are also qualified on all associated sample results. Note: This flag is not applicable for matrix spike recoveries when the sample concentration is greater than 4x the spike added or for batch duplicate RPD when the sample concentrations are less than 5x the RL. (Metals only.)

**R** - Analytical results are from sample re-analysis.

**RE** - Analytical results are from sample re-extraction.

**S** - Analytical results are from modified screening analysis.

| | | | |
|---|---|---|---|
| **Project Name:** | NEW BEDFORD HARBOR-LTM | **Lab Number:** | L2040428 |
| **Project Number:** | 60597627 | **Report Date:** | 10/15/20 |

## REFERENCES


1 Test Methods for Evaluating Solid Waste: Physical/Chemical Methods. EPA SW-846. Third Edition. Updates I - VI, 2018.

105 Test Methods for Evaluating Solid Waste: Physical/Chemical Methods. EPA SW-846. Third Edition. Updates I - IIIA, 1997 in conjunction with NOAA Technical Memorandum NMFS-NWFSC-59: Extraction, Cleanup and GC/MS Analysis of Sediments and Tissues for Organic Contaminants, March 2004 and the Determination of Pesticides and PCBs in Water and Oil/Sediment by GC/MS: Method 680, EPA 01A0005295, November 1985.

121 Standard Methods for the Examination of Water and Wastewater. APHA-AWWA-WEF. Standard Methods Online.


## LIMITATION OF LIABILITIES

Alpha Analytical performs services with reasonable care and diligence normal to the analytical testing laboratory industry. In the event of an error, the sole and exclusive responsibility of Alpha Analytical shall be to re-perform the work at it's own expense. In no event shall Alpha Analytical be held liable for any incidental, consequential or special damages, including but not limited to, damages in any way connected with the use of, interpretation of, information or analysis provided by Alpha Analytical.

We strongly urge our clients to comply with EPA protocol regarding sample volume, preservation, cooling, containers, sampling procedures, holding time and splitting of samples in the field.

# Certification Information

**The following analytes are not included in our Primary NELAP Scope of Accreditation:**

**Westborough Facility**
**EPA 624/624.1:** m/p-xylene, o-xylene, Naphthalene
**EPA 8260C:** NPW: 1,2,4,5-Tetramethylbenzene; 4-Ethyltoluene, Azobenzene; SCM: Iodomethane (methyl iodide), 1,2,4,5-Tetramethylbenzene; 4-Ethyltoluene.
**EPA 8270D:** NPW: Dimethylnaphthalene,1,4-Diphenylhydrazine; SCM: Dimethylnaphthalene,1,4-Diphenylhydrazine.
**SM4500**: NPW: Amenable Cyanide; SCM: Total Phosphorus, TKN, NO2, NO3.

**Mansfield Facility**
**SM 2540D:** TSS
**EPA 8082A:** NPW: PCB: 1, 5, 31, 87,101, 110, 141, 151, 153, 180, 183, 187.
**EPA TO-15:** Halothane, 2,4,4-Trimethyl-2-pentene, 2,4,4-Trimethyl-1-pentene, Thiophene, 2-Methylthiophene, 3-Methylthiophene, 2-Ethylthiophene, 1,2,3-Trimethylbenzene, Indan, Indene, 1,2,4,5-Tetramethylbenzene, Benzothiophene, 1-Methylnaphthalene.
**EPA TO-12** Non-methane organics
**EPA 3C** Fixed gases
**Biological Tissue Matrix:** EPA 3050B

**The following analytes are included in our Massachusetts DEP Scope of Accreditation**

**Westborough Facility:**

***Drinking Water***
**EPA 300.0**: Chloride, Nitrate-N, Fluoride, Sulfate; **EPA 353.2**: Nitrate-N, Nitrite-N; **SM4500NO3-F**: Nitrate-N, Nitrite-N; **SM4500F-C, SM4500CN-CE, EPA 180.1, SM2130B, SM4500Cl-D, SM2320B, SM2540C, SM4500H-B, SM4500NO2-B**
**EPA 332**: Perchlorate; **EPA 524.2:** THMs and VOCs; **EPA 504.1:** EDB, DBCP.
**Microbiology**: **SM9215B; SM9223-P/A, SM9223B-Colilert-QT,SM9222D**.

***Non-Potable Water***
**SM4500H,B, EPA 120.1, SM2510B, SM2540C, SM2320B, SM4500CL-E, SM4500F-BC, SM4500NH3-BH:** Ammonia-N and Kjeldahl-N, **EPA 350.1**: Ammonia-N, **LACHAT 10-107-06-1-B**: Ammonia-N, **EPA 351.1, SM4500NO3-F, EPA 353.2**: Nitrate-N**, SM4500P-E, SM4500P-B, E, SM4500SO4-E, SM5220D, EPA 410.4, SM5210B, SM5310C, SM4500CL-D, EPA 1664, EPA 420.1, SM4500-CN-CE, SM2540D, EPA 300: Chloride, Sulfate, Nitrate.**
**EPA 624.1**: Volatile Halocarbons & Aromatics,
**EPA 608.3**: Chlordane, Toxaphene, Aldrin, alpha-BHC, beta-BHC, gamma-BHC, delta-BHC, Dieldrin, DDD, DDE, DDT, Endosulfan I, Endosulfan II, Endosulfan sulfate, Endrin, Endrin Aldehyde, Heptachlor, Heptachlor Epoxide, PCBs
**EPA 625.1**: SVOC (Acid/Base/Neutral Extractables), **EPA 600/4-81-045**: PCB-Oil.
**Microbiology**: **SM9223B-Colilert-QT; Enterolert-QT, SM9221E, EPA 1600, EPA 1603.**

**Mansfield Facility:**

***Drinking Water***
**EPA 200.7:** Al, Ba, Cd, Cr, Cu, Fe, Mn, Ni, Na, Ag, Ca, Zn. **EPA 200.8:** Al, Sb, As, Ba, Be, Cd, Cr, Cu, Pb, Mn, Ni, Se, Ag, TL, Zn. **EPA 245.1** Hg.
**EPA 522.**

***Non-Potable Water***
**EPA 200.7:** Al, Sb, As, Be, Cd, Ca, Cr, Co, Cu, Fe, Pb, Mg, Mn, Mo, Ni, K, Se, Ag, Na, Sr, TL, Ti, V, Zn.
**EPA 200.8:** Al, Sb**,** As, Be, Cd, Cr, Cu, Fe, Pb, Mn, Ni, K, Se, Ag, Na, TL, Zn.
**EPA 245.1** Hg.
**SM2340B**

For a complete listing of analytes and methods, please contact your Alpha Project Manager.

9/24/20

L2040426

**COC ID:** 20200923-Alpha

**TURNAROUND TIME:** Standard

**RUSH:**

| PROJECT/CLIENT INFO | | | |
|---|---|---|---|
| Facility Name | New Bedford Harbor - LTM | | |
| Project Number | | | |
| Department | | | |
| Address | 103 Sawyer St | | |
| City | New Bedford | State | MA |
| Postal Code | 02746 | Country | |
| Phone Number | | | |
| Project Manager | Will Humphries | | |
| Email Address | | | |

| LABORATORY | | | |
|---|---|---|---|
| Lab Name | Alpha Analytical Lab | | |
| Lab Contact | Liz Porta | | |
| Email | | | |
| Address | 320 Forbes Boulevard | | |
| City | Mansfield | State | MA |
| Postal Code | 02048 | Country | |
| Phone Number | | | |
| Quote Number | | | |
| PO Number | | | |

| OTHER INFO | |
|---|---|
| Email Invoice To | maura.surprenant@aecom.com |
| Invoice Reports | |
| Email Report To | helen.jones@aecom.com |
| Email Reports | |
| Shipping Company | AAL |
| Tracking Number | |
| Cooler Count | 1 |
| Cooler Description | |
| Sampler 2 | |
| Sampler 3 | |

**SAMPLE DETAILS** / **ANALYSIS REQUESTED**

Filtered - F: Field, L: Lab, FL: Field & Lab, N: None

| Sample ID | Start Depth | End Depth | Depth Unit | Field Matrix | Date | Time (24hr) | G=Grab C=Comp | Total # Of Cont. | Filtered | Preserv. | Analysis: TOC | Analysis: PCB Congeners | | | | | | | | | | | |
|---|---|---|---|---|---|---|---|---|---|---|---|---|---|---|---|---|---|---|---|---|---|---|---|
| S-130-20FSP20-01 | 0 | 2 | CM | SE | 2020/09/23 | 10:09 | G | 1 | | | X | X | | | | | | | | | | | |
| S-139-20FSP20-01 | 0 | 2 | CM | SE | 2020/09/23 | 08:36 | G | 2 | | | X | X | | MS/ MSD | | | | | | | | | |
| S-146-20FSP20-01 | 0 | 2 | CM | SE | 2020/09/23 | 08:57 | G | 1 | | | X | X | | | | | | | | | | | |
| S-147-20FSP20-01 | 0 | 2 | CM | SE | 2020/09/23 | 10:26 | G | 1 | | | X | X | | | | | | | | | | | |
| S-150-20FSP20-01 | 0 | 2 | CM | SE | 2020/09/23 | 11:31 | G | 1 | | | X | X | | | | | | | | | | | |
| S-151-20FSP20-01 | 0 | 2 | CM | SE | 2020/09/23 | 14:23 | G | 1 | | | X | X | | | | | | | | | | | |
| S-152-20FSP20-01 | 0 | 2 | CM | SE | 2020/09/23 | 11:36 | G | 1 | | | X | X | | | | | | | | | | | |
| S-154-20FSP20-01 | 0 | 2 | CM | SE | 2020/09/23 | 13:13 | G | 1 | | | X | X | | | | | | | | | | | |
| S-155-20FSP20-01 | 0 | 2 | CM | SE | 2020/09/23 | 12:56 | G | 1 | | | X | X | | | | | | | | | | | |
| S-202-20FSP20-01 | 0 | 2 | CM | SE | 2020/09/23 | 15:47 | G | 1 | | | X | X | | | | | | | | | | | |

**ADDITIONAL COMMENTS/SPECIAL INSTRUCTIONS**

"H" denotes hold until further instruction

*S-139-20FSP20-01 is MS/MSD*

| RELINQUISHED BY/AFFILIATION | DATE/TIME | ACCEPTED BY/AFFILIATION | DATE/TIME |
|---|---|---|---|
| Briley Barra AECOM | 09/23/20 1800 | Holly Sikelat AECOM | 09/24/2020 1351 |
| Holly Sikelat AECOM | 9/24/20 1600 | MILL DICK AAL | 9/24/20 1600 |
| MILL DICK AAL | 9/24/20 1800 | | 9/24/20 1800 |
| | 9/24/20 2000 | MILL DICK AAL | 9/24/20 2000 |
| MILL DICK AAL | 9/24/20 2000 | | |

**NB OF BOTTLES RETURNED/DESCRIPTION**

| | | | |
|---|---|---|---|
| Sampler's Name | Briley Barra | Mobile # | 607-229-7790 |
| Sampler's Signature | Briley Barra | Date/Time | 2020/09/24 |

AAL 9/24/20 2020

# ANALYTICAL REPORT

| | |
|---|---|
| Lab Number: | L2040666 |
| Client: | AECOM<br>250 Apollo Drive<br>Chelmsford, MA 01824 |
| ATTN: | Will Humphries |
| Phone: | (978) 833-6950 |
| Project Name: | NEW BEDFORD HARBOR-LTM |
| Project Number: | 60597627 |
| Report Date: | 10/16/20 |

The original project report/data package is held by Alpha Analytical. This report/data package is paginated and should be reproduced only in its entirety. Alpha Analytical holds no responsibility for results and/or data that are not consistent with the original.

Certifications & Approvals: MA (M-MA030), NH NELAP (2062), CT (PH-0141), DoD (L2474), FL (E87814), IL (200081), LA (85084), ME (MA00030), MD (350), NJ (MA015), NY (11627), NC (685), OH (CL106), PA (68-02089), RI (LAO00299), TX (T104704419), VT (VT-0015), VA (460194), WA (C954), US Army Corps of Engineers, USDA (Permit #P330-17-00150), USFWS (Permit #206964).

320 Forbes Boulevard, Mansfield, MA 02048-1806
508-822-9300 (Fax) 508-822-3288 800-624-9220 - www.alphalab.com

**Project Name:** NEW BEDFORD HARBOR-LTM
**Project Number:** 60597627

**Lab Number:** L2040666
**Report Date:** 10/16/20

| Alpha Sample ID | Client ID | Matrix | Sample Location | Collection Date/Time | Receive Date |
|---|---|---|---|---|---|
| L2040666-01 | S-335-20FSP20-01 | SEDIMENT | NEW BEDFORD, MA | 09/24/20 11:06 | 09/25/20 |
| L2040666-02 | S-338-20FSP20-01 | SEDIMENT | NEW BEDFORD, MA | 09/24/20 14:26 | 09/25/20 |
| L2040666-03 | S-339-20FSP20-01 | SEDIMENT | NEW BEDFORD, MA | 09/24/20 15:32 | 09/25/20 |
| L2040666-04 | S-341-20FSP20-01 | SEDIMENT | NEW BEDFORD, MA | 09/24/20 09:24 | 09/25/20 |
| L2040666-05 | S-345-20FSP20-01 | SEDIMENT | NEW BEDFORD, MA | 09/24/20 14:05 | 09/25/20 |
| L2040666-06 | S-346-20FSP20-01 | SEDIMENT | NEW BEDFORD, MA | 09/24/20 12:48 | 09/25/20 |
| L2040666-07 | S-349-20FSP20-01 | SEDIMENT | NEW BEDFORD, MA | 09/24/20 12:51 | 09/25/20 |
| L2040666-08 | S-352-20FSP20-01 | SEDIMENT | NEW BEDFORD, MA | 09/24/20 11:25 | 09/25/20 |

| | | | |
|---|---|---|---|
| **Project Name:** | NEW BEDFORD HARBOR-LTM | **Lab Number:** | L2040666 |
| **Project Number:** | 60597627 | **Report Date:** | 10/16/20 |

## Case Narrative

The samples were received in accordance with the Chain of Custody and no significant deviations were encountered during the preparation or analysis unless otherwise noted. Sample Receipt, Container Information, and the Chain of Custody are located at the back of the report.

Results contained within this report relate only to the samples submitted under this Alpha Lab Number and meet NELAP requirements for all NELAP accredited parameters unless otherwise noted in the following narrative. The data presented in this report is organized by parameter (i.e. VOC, SVOC, etc.). Sample specific Quality Control data (i.e. Surrogate Spike Recovery) is reported at the end of the target analyte list for each individual sample, followed by the Laboratory Batch Quality Control at the end of each parameter. Tentatively Identified Compounds (TICs), if requested, are reported for compounds identified to be present and are not part of the method/program Target Compound List, even if only a subset of the TCL are being reported. If a sample was re-analyzed or re-extracted due to a required quality control corrective action and if both sets of data are reported, the Laboratory ID of the re-analysis or re-extraction is designated with an "R" or "RE", respectively.

When multiple Batch Quality Control elements are reported (e.g. more than one LCS), the associated samples for each element are noted in the grey shaded header line of each data table. Any Laboratory Batch, Sample Specific % recovery or RPD value that is outside the listed Acceptance Criteria is bolded in the report. In reference to questions H (CAM) or 4 (RCP) when "NO" is checked, the performance criteria for CAM and RCP methods allow for some quality control failures to occur and still be within method compliance. In these instances, the specific failure is not narrated but noted in the associated QC Outlier Summary Report, located directly after the Case Narrative. QC information is also incorporated in the Data Usability Assessment table (Format 11) of our Data Merger tool, where it can be reviewed in conjunction with the sample result, associated regulatory criteria and any associated data usability implications.

Soil/sediments, solids and tissues are reported on a dry weight basis unless otherwise noted. Definitions of all data qualifiers and acronyms used in this report are provided in the Glossary located at the back of the report.

HOLD POLICY - For samples submitted on hold, Alpha's policy is to hold samples (with the exception of Air canisters) free of charge for 21 calendar days from the date the project is completed. After 21 calendar days, we will dispose of all samples submitted including those put on hold unless you have contacted your Alpha Project Manager and made arrangements for Alpha to continue to hold the samples. Air canisters will be disposed after 3 business days from the date the project is completed.

Please contact Project Management at 800-624-9220 with any questions.

| | | | |
|---|---|---|---|
| **Project Name:** | NEW BEDFORD HARBOR-LTM | **Lab Number:** | L2040666 |
| **Project Number:** | 60597627 | **Report Date:** | 10/16/20 |

**Case Narrative (continued)**

Report Submission

All non-detect (ND) or estimated concentrations (J-qualified) have been quantitated to the limit noted in the MDL column.

I, the undersigned, attest under the pains and penalties of perjury that, to the best of my knowledge and belief and based upon my personal inquiry of those responsible for providing the information contained in this analytical report, such information is accurate and complete. This certificate of analysis is not complete unless this page accompanies any and all pages of this report.

Authorized Signature: Elizabeth Porta

Title: Technical Director/Representative Date: 10/16/20

# ORGANICS

# PCBS

**Project Name:** NEW BEDFORD HARBOR-LTM
**Project Number:** 60597627
**Lab Number:** L2040666
**Report Date:** 10/16/20

## SAMPLE RESULTS

Lab ID: L2040666-01
Client ID: S-335-20FSP20-01
Sample Location: NEW BEDFORD, MA

Date Collected: 09/24/20 11:06
Date Received: 09/25/20
Field Prep: Not Specified

Sample Depth:
Matrix: Sediment
Analytical Method: 105,8270D-SIM/680(M)
Analytical Date: 10/12/20 19:50
Analyst: MJS
Percent Solids: 90%

Extraction Method: EPA 3570
Extraction Date: 09/30/20 21:35
Cleanup Method: EPA 3630
Cleanup Date: 10/06/20

| Parameter | Result | Qualifier | Units | RL | MDL | Dilution Factor |
|---|---|---|---|---|---|---|
| PCB Congeners/Homologs - Mansfield Lab | | | | | | |
| Cl1-BZ#1-Cal/RTW | 0.435 | | ug/kg | 0.202 | 0.101 | 1 |
| Cl1-BZ#2 | 0.172 | J | ug/kg | 0.202 | 0.101 | 1 |
| Cl1-BZ#3 | 0.190 | J | ug/kg | 0.202 | 0.101 | 1 |
| Cl2-BZ#4/#10 | 0.392 | J | ug/kg | 0.405 | 0.202 | 1 |
| Cl2-BZ#9 | 0.184 | J | ug/kg | 0.202 | 0.101 | 1 |
| Cl2-BZ#7 | 0.192 | J | ug/kg | 0.202 | 0.101 | 1 |
| Cl2-BZ#6 | 0.999 | | ug/kg | 0.202 | 0.101 | 1 |
| Cl2-BZ#5 | ND | | ug/kg | 0.202 | 0.101 | 1 |
| Cl2-BZ#8 | 2.75 | | ug/kg | 0.202 | 0.101 | 1 |
| Cl3-BZ#19 | 0.172 | J | ug/kg | 0.202 | 0.101 | 1 |
| Cl2-BZ#14 | ND | | ug/kg | 0.202 | 0.101 | 1 |
| Cl3-BZ#30 | ND | | ug/kg | 0.202 | 0.101 | 1 |
| Cl3-BZ#18 | 2.02 | | ug/kg | 0.202 | 0.101 | 1 |
| Cl2-BZ#11 | 1.34 | | ug/kg | 0.202 | 0.101 | 1 |
| Cl3-BZ#17 | 1.38 | | ug/kg | 0.202 | 0.101 | 1 |
| Cl2-BZ#12 | ND | | ug/kg | 0.202 | 0.101 | 1 |
| Cl3-BZ#27 | 0.363 | | ug/kg | 0.202 | 0.101 | 1 |
| Cl2-BZ#13 | 0.876 | | ug/kg | 0.405 | 0.202 | 1 |
| Cl3-BZ#24 | ND | | ug/kg | 0.202 | 0.101 | 1 |
| Cl3-BZ#16 | 0.550 | | ug/kg | 0.202 | 0.101 | 1 |
| Cl3-BZ#32 | 1.16 | | ug/kg | 0.202 | 0.101 | 1 |
| Cl2-BZ#15 | 2.95 | | ug/kg | 0.202 | 0.101 | 1 |
| Cl3-BZ#34 | ND | | ug/kg | 0.202 | 0.101 | 1 |
| Cl3-BZ#23 | ND | | ug/kg | 0.202 | 0.101 | 1 |
| Cl4-BZ#54 | ND | | ug/kg | 0.202 | 0.101 | 1 |
| Cl3-BZ#29-Cal | ND | | ug/kg | 0.202 | 0.101 | 1 |
| Cl4-BZ#50-Cal | ND | | ug/kg | 0.202 | 0.101 | 1 |
| Cl3-BZ#26 | 3.67 | | ug/kg | 0.202 | 0.101 | 1 |

**Project Name:** NEW BEDFORD HARBOR-LTM **Lab Number:** L2040666

**Project Number:** 60597627 **Report Date:** 10/16/20

## SAMPLE RESULTS

Lab ID: L2040666-01 Date Collected: 09/24/20 11:06

Client ID: S-335-20FSP20-01 Date Received: 09/25/20

Sample Location: NEW BEDFORD, MA Field Prep: Not Specified

Sample Depth:

| Parameter | Result | Qualifier | Units | RL | MDL | Dilution Factor |
|---|---|---|---|---|---|---|
| PCB Congeners/Homologs - Mansfield Lab | | | | | | |
| Cl3-BZ#25 | 2.61 | | ug/kg | 0.202 | 0.101 | 1 |
| Cl4-BZ#53 | 0.830 | | ug/kg | 0.202 | 0.101 | 1 |
| Cl3-BZ#-31 | 6.93 | | ug/kg | 0.202 | 0.101 | 1 |
| Cl3-BZ#28 | 9.57 | | ug/kg | 0.202 | 0.101 | 1 |
| Cl3-BZ#33 | 1.98 | | ug/kg | 0.202 | 0.101 | 1 |
| Cl4-BZ#51 | 0.328 | | ug/kg | 0.202 | 0.101 | 1 |
| Cl3-BZ#21/#20 | 0.523 | | ug/kg | 0.405 | 0.202 | 1 |
| Cl4-BZ#45 | 0.430 | | ug/kg | 0.202 | 0.101 | 1 |
| Cl3-BZ#22 | 1.94 | | ug/kg | 0.202 | 0.101 | 1 |
| Cl4-BZ#73/#46 | 0.322 | J | ug/kg | 0.405 | 0.202 | 1 |
| Cl4-BZ#69 | ND | | ug/kg | 0.202 | 0.101 | 1 |
| Cl4-BZ#43 | ND | | ug/kg | 0.202 | 0.101 | 1 |
| Cl3-BZ#36 | ND | | ug/kg | 0.202 | 0.101 | 1 |
| Cl4-BZ#52 | 8.40 | | ug/kg | 0.202 | 0.101 | 1 |
| Cl4-BZ#48 | 0.541 | | ug/kg | 0.202 | 0.101 | 1 |
| Cl4-BZ#49 | 8.36 | | ug/kg | 0.202 | 0.101 | 1 |
| Cl5-BZ#104 | ND | | ug/kg | 0.202 | 0.101 | 1 |
| Cl4-BZ#47 | 2.90 | | ug/kg | 0.202 | 0.101 | 1 |
| Cl4-BZ#65/#75/#62 | ND | | ug/kg | 0.607 | 0.303 | 1 |
| Cl3-BZ#39 | ND | | ug/kg | 0.202 | 0.101 | 1 |
| Cl3-BZ#38 | ND | | ug/kg | 0.202 | 0.101 | 1 |
| Cl4-BZ#44 | 3.76 | | ug/kg | 0.202 | 0.101 | 1 |
| Cl4-BZ#59 | 0.529 | | ug/kg | 0.202 | 0.101 | 1 |
| Cl4-BZ#42 | 1.73 | | ug/kg | 0.202 | 0.101 | 1 |
| Cl4-BZ#71 | 1.52 | | ug/kg | 0.202 | 0.101 | 1 |
| Cl3-BZ#35 | 0.340 | | ug/kg | 0.202 | 0.101 | 1 |
| Cl4-BZ#41 | ND | | ug/kg | 0.202 | 0.101 | 1 |
| Cl4-BZ#72 | 0.444 | | ug/kg | 0.202 | 0.101 | 1 |
| Cl5-BZ#96 | ND | | ug/kg | 0.202 | 0.101 | 1 |
| Cl5-BZ#103 | 0.284 | | ug/kg | 0.202 | 0.101 | 1 |
| Cl4-BZ#68/#64 | 2.28 | | ug/kg | 0.405 | 0.202 | 1 |
| Cl4-BZ#40 | 0.601 | | ug/kg | 0.202 | 0.101 | 1 |
| Cl3-BZ#37 | 2.71 | | ug/kg | 0.202 | 0.101 | 1 |
| Cl5-BZ#100 | ND | | ug/kg | 0.202 | 0.101 | 1 |
| Cl5-BZ#94 | ND | | ug/kg | 0.202 | 0.101 | 1 |
| Cl4-BZ#57 | 0.250 | | ug/kg | 0.202 | 0.101 | 1 |
| Cl4-BZ#67/#58 | 0.693 | | ug/kg | 0.405 | 0.202 | 1 |

**Project Name:** NEW BEDFORD HARBOR-LTM **Lab Number:** L2040666

**Project Number:** 60597627 **Report Date:** 10/16/20

## SAMPLE RESULTS

Lab ID: L2040666-01 Date Collected: 09/24/20 11:06

Client ID: S-335-20FSP20-01 Date Received: 09/25/20

Sample Location: NEW BEDFORD, MA Field Prep: Not Specified

Sample Depth:

| Parameter | Result | Qualifier | Units | RL | MDL | Dilution Factor |
|---|---|---|---|---|---|---|
| PCB Congeners/Homologs - Mansfield Lab | | | | | | |
| Cl5-BZ#102 | 0.650 | | ug/kg | 0.202 | 0.101 | 1 |
| Cl4-BZ#61 | ND | | ug/kg | 0.202 | 0.101 | 1 |
| Cl5-BZ#98 | ND | | ug/kg | 0.202 | 0.101 | 1 |
| Cl4-BZ#76 | ND | | ug/kg | 0.202 | 0.101 | 1 |
| Cl5-BZ#93 | ND | | ug/kg | 0.202 | 0.101 | 1 |
| Cl4-BZ#63 | 0.480 | | ug/kg | 0.202 | 0.101 | 1 |
| Cl5-BZ#121/#95/#88 | 5.31 | | ug/kg | 0.607 | 0.303 | 1 |
| Cl4-BZ#74 | 3.77 | | ug/kg | 0.202 | 0.101 | 1 |
| Cl6-BZ#155 | ND | | ug/kg | 0.202 | 0.101 | 1 |
| Cl4-BZ#70 | 7.73 | | ug/kg | 0.202 | 0.101 | 1 |
| Cl5-BZ#91 | 2.40 | | ug/kg | 0.202 | 0.101 | 1 |
| Cl4-BZ#66 | 9.95 | | ug/kg | 0.202 | 0.101 | 1 |
| Cl4-BZ#80 | ND | | ug/kg | 0.202 | 0.101 | 1 |
| Cl4-BZ#55 | ND | | ug/kg | 0.202 | 0.101 | 1 |
| Cl5-BZ#92 | 2.96 | | ug/kg | 0.202 | 0.101 | 1 |
| Cl5-BZ#89/#84 | 2.17 | | ug/kg | 0.405 | 0.202 | 1 |
| Cl5-BZ#101/#90 | 13.1 | | ug/kg | 0.405 | 0.202 | 1 |
| Cl4-BZ#56 | 2.44 | | ug/kg | 0.202 | 0.101 | 1 |
| Cl5-BZ#113 | ND | | ug/kg | 0.202 | 0.101 | 1 |
| Cl5-BZ#99 | 10.6 | | ug/kg | 0.202 | 0.101 | 1 |
| Cl6-BZ#150 | ND | | ug/kg | 0.202 | 0.101 | 1 |
| Cl4-BZ#60 | 1.06 | | ug/kg | 0.202 | 0.101 | 1 |
| Cl6-BZ#152 | ND | | ug/kg | 0.202 | 0.101 | 1 |
| Cl5-BZ#119 | 0.936 | | ug/kg | 0.202 | 0.101 | 1 |
| Cl5-BZ#83/#125/#112 | 0.861 | | ug/kg | 0.607 | 0.303 | 1 |
| Cl5-BZ#86/#109 | ND | | ug/kg | 0.405 | 0.202 | 1 |
| Cl6-BZ#145 | ND | | ug/kg | 0.202 | 0.101 | 1 |
| Cl5-BZ#97 | 4.46 | | ug/kg | 0.202 | 0.101 | 1 |
| Cl6-BZ#148 | ND | | ug/kg | 0.202 | 0.101 | 1 |
| Cl4-BZ#79 | ND | | ug/kg | 0.202 | 0.101 | 1 |
| Cl5-BZ#116 | ND | | ug/kg | 0.202 | 0.101 | 1 |
| Cl6-BZ#154-Cal | 0.641 | | ug/kg | 0.202 | 0.101 | 1 |
| Cl4-BZ#78 | ND | | ug/kg | 0.202 | 0.101 | 1 |
| Cl5-BZ#87/#111 | 2.30 | | ug/kg | 0.405 | 0.202 | 1 |
| Cl6-BZ#136 | 1.11 | | ug/kg | 0.202 | 0.101 | 1 |
| Cl5-BZ#117 | 0.411 | | ug/kg | 0.202 | 0.101 | 1 |
| Cl5-BZ#115 | ND | | ug/kg | 0.202 | 0.101 | 1 |

**Project Name:** NEW BEDFORD HARBOR-LTM **Lab Number:** L2040666

**Project Number:** 60597627 **Report Date:** 10/16/20

## SAMPLE RESULTS

Lab ID: L2040666-01 Date Collected: 09/24/20 11:06

Client ID: S-335-20FSP20-01 Date Received: 09/25/20

Sample Location: NEW BEDFORD, MA Field Prep: Not Specified

Sample Depth:

| Parameter | Result | Qualifier | Units | RL | MDL | Dilution Factor |
|---|---|---|---|---|---|---|
| PCB Congeners/Homologs - Mansfield Lab | | | | | | |
| Cl5-BZ#85 | 2.38 | | ug/kg | 0.202 | 0.101 | 1 |
| Cl5-BZ#120 | 0.257 | | ug/kg | 0.202 | 0.101 | 1 |
| Cl5-BZ#110 | 13.5 | | ug/kg | 0.202 | 0.101 | 1 |
| Cl4-BZ#81 | ND | | ug/kg | 0.202 | 0.101 | 1 |
| Cl6-BZ#151 | 1.34 | | ug/kg | 0.202 | 0.101 | 1 |
| Cl6-BZ#135 | 1.29 | | ug/kg | 0.202 | 0.101 | 1 |
| Cl5-BZ#82 | 0.936 | | ug/kg | 0.202 | 0.101 | 1 |
| Cl6-BZ#144 | 0.314 | | ug/kg | 0.202 | 0.101 | 1 |
| Cl6-BZ#147/#149 | 8.70 | | ug/kg | 0.405 | 0.202 | 1 |
| Cl4-BZ#77 | 1.63 | | ug/kg | 0.202 | 0.101 | 1 |
| Cl6-BZ#143/#139 | ND | | ug/kg | 0.405 | 0.202 | 1 |
| Cl5-BZ#124 | 0.314 | | ug/kg | 0.202 | 0.101 | 1 |
| Cl6-BZ#140 | ND | | ug/kg | 0.202 | 0.101 | 1 |
| Cl5-BZ#108 | ND | | ug/kg | 0.202 | 0.101 | 1 |
| Cl5-BZ#107/#123 | 1.92 | | ug/kg | 0.405 | 0.202 | 1 |
| Cl7-BZ#188-Cal/RTW | ND | | ug/kg | 0.202 | 0.101 | 1 |
| Cl6-BZ#134 | 0.854 | | ug/kg | 0.202 | 0.101 | 1 |
| Cl5-BZ#106 | ND | | ug/kg | 0.202 | 0.101 | 1 |
| Cl6-BZ#133 | 0.324 | | ug/kg | 0.202 | 0.101 | 1 |
| Cl6-BZ#142 | ND | | ug/kg | 0.202 | 0.101 | 1 |
| Cl5-BZ#118 | 17.0 | | ug/kg | 0.202 | 0.101 | 1 |
| Cl6-BZ#131 | ND | | ug/kg | 0.202 | 0.101 | 1 |
| Cl7-BZ#184 | ND | | ug/kg | 0.202 | 0.101 | 1 |
| Cl6-BZ#165 | ND | | ug/kg | 0.202 | 0.101 | 1 |
| Cl6-BZ#146 | 2.79 | | ug/kg | 0.202 | 0.101 | 1 |
| Cl6-BZ#161 | ND | | ug/kg | 0.202 | 0.101 | 1 |
| Cl5-BZ#122 | ND | | ug/kg | 0.202 | 0.101 | 1 |
| Cl6-BZ#168 | ND | | ug/kg | 0.202 | 0.101 | 1 |
| Cl5-BZ#114 | 0.548 | | ug/kg | 0.202 | 0.101 | 1 |
| Cl6-BZ#153 | 14.8 | | ug/kg | 0.202 | 0.101 | 1 |
| Cl6-BZ#132 | 2.86 | | ug/kg | 0.202 | 0.101 | 1 |
| Cl7-BZ#179 | 0.554 | | ug/kg | 0.202 | 0.101 | 1 |
| Cl6-BZ#141 | 0.932 | | ug/kg | 0.202 | 0.101 | 1 |
| Cl7-BZ#176 | 0.322 | | ug/kg | 0.202 | 0.101 | 1 |
| Cl5-BZ#105 | 4.19 | | ug/kg | 0.202 | 0.101 | 1 |
| Cl6-BZ#137 | 0.792 | | ug/kg | 0.202 | 0.101 | 1 |
| Cl5-BZ#127 | ND | | ug/kg | 0.202 | 0.101 | 1 |

**Project Name:** NEW BEDFORD HARBOR-LTM **Lab Number:** L2040666

**Project Number:** 60597627 **Report Date:** 10/16/20

## SAMPLE RESULTS

Lab ID: L2040666-01 Date Collected: 09/24/20 11:06

Client ID: S-335-20FSP20-01 Date Received: 09/25/20

Sample Location: NEW BEDFORD, MA Field Prep: Not Specified

Sample Depth:

| Parameter | Result | Qualifier | Units | RL | MDL | Dilution Factor |
|---|---|---|---|---|---|---|
| PCB Congeners/Homologs - Mansfield Lab | | | | | | |
| Cl7-BZ#186 | ND | | ug/kg | 0.202 | 0.101 | 1 |
| Cl6-BZ#130/#164 | 1.82 | | ug/kg | 0.405 | 0.202 | 1 |
| Cl7-BZ#178 | 0.369 | | ug/kg | 0.202 | 0.101 | 1 |
| Cl6-BZ#138 | 10.6 | | ug/kg | 0.202 | 0.101 | 1 |
| Cl6-BZ#163/#160 | 3.14 | | ug/kg | 0.405 | 0.202 | 1 |
| Cl6-BZ#129/#158 | 1.56 | | ug/kg | 0.405 | 0.202 | 1 |
| Cl7-BZ#182/#175 | ND | | ug/kg | 0.405 | 0.202 | 1 |
| Cl7-BZ#187 | 1.74 | | ug/kg | 0.202 | 0.101 | 1 |
| Cl7-BZ#183 | 0.771 | | ug/kg | 0.202 | 0.101 | 1 |
| Cl6-BZ#166 | ND | | ug/kg | 0.202 | 0.101 | 1 |
| Cl6-BZ#159 | ND | | ug/kg | 0.202 | 0.101 | 1 |
| Cl5-BZ#126 | ND | | ug/kg | 0.202 | 0.101 | 1 |
| Cl7-BZ#185 | ND | | ug/kg | 0.202 | 0.101 | 1 |
| Cl6-BZ#162 | ND | | ug/kg | 0.202 | 0.101 | 1 |
| Cl7-BZ#174 | 0.719 | | ug/kg | 0.202 | 0.101 | 1 |
| Cl6-BZ#128 | 3.12 | | ug/kg | 0.202 | 0.101 | 1 |
| Cl8-BZ#202 | ND | | ug/kg | 0.202 | 0.101 | 1 |
| Cl6-BZ#167 | 0.920 | | ug/kg | 0.202 | 0.101 | 1 |
| Cl7-BZ#181 | ND | | ug/kg | 0.202 | 0.101 | 1 |
| Cl7-BZ#177 | 1.03 | | ug/kg | 0.202 | 0.101 | 1 |
| Cl8-BZ#204/#200-CAL | ND | | ug/kg | 0.405 | 0.202 | 1 |
| Cl7-BZ#171 | 0.469 | | ug/kg | 0.202 | 0.101 | 1 |
| Cl7-BZ#173 | ND | | ug/kg | 0.202 | 0.101 | 1 |
| Cl8-BZ#197 | ND | | ug/kg | 0.202 | 0.101 | 1 |
| Cl7-BZ#172 | ND | | ug/kg | 0.202 | 0.101 | 1 |
| Cl7-BZ#192 | ND | | ug/kg | 0.202 | 0.101 | 1 |
| Cl6-BZ#156 | 1.94 | | ug/kg | 0.202 | 0.101 | 1 |
| Cl6-BZ#157 | 0.616 | | ug/kg | 0.202 | 0.101 | 1 |
| Cl7-BZ#180 | 1.89 | | ug/kg | 0.202 | 0.101 | 1 |
| Cl7-BZ#193 | ND | | ug/kg | 0.202 | 0.101 | 1 |
| Cl8-BZ#199 | ND | | ug/kg | 0.202 | 0.101 | 1 |
| Cl7-BZ#191 | ND | | ug/kg | 0.202 | 0.101 | 1 |
| Cl8-BZ#198 | ND | | ug/kg | 0.202 | 0.101 | 1 |
| Cl8-BZ#201 | ND | | ug/kg | 0.202 | 0.101 | 1 |
| Cl7-BZ#170 | 1.91 | | ug/kg | 0.202 | 0.101 | 1 |
| Cl7-BZ#190 | 0.474 | | ug/kg | 0.202 | 0.101 | 1 |
| Cl8-BZ#196 | ND | | ug/kg | 0.202 | 0.101 | 1 |

**Project Name:** NEW BEDFORD HARBOR-LTM **Lab Number:** L2040666

**Project Number:** 60597627 **Report Date:** 10/16/20

## SAMPLE RESULTS

Lab ID: L2040666-01 Date Collected: 09/24/20 11:06

Client ID: S-335-20FSP20-01 Date Received: 09/25/20

Sample Location: NEW BEDFORD, MA Field Prep: Not Specified

Sample Depth:

| Parameter | Result | Qualifier | Units | RL | MDL | Dilution Factor |
|---|---|---|---|---|---|---|
| PCB Congeners/Homologs - Mansfield Lab | | | | | | |
| Cl8-BZ#203 | ND | | ug/kg | 0.202 | 0.101 | 1 |
| Cl6-BZ#169 | ND | | ug/kg | 0.202 | 0.101 | 1 |
| Cl9-BZ#208 | ND | | ug/kg | 0.202 | 0.101 | 1 |
| Cl9-BZ#207 | ND | | ug/kg | 0.202 | 0.101 | 1 |
| Cl7-BZ#189 | ND | | ug/kg | 0.202 | 0.101 | 1 |
| Cl8-BZ#195 | ND | | ug/kg | 0.202 | 0.101 | 1 |
| Cl8-BZ#194 | 1.54 | | ug/kg | 0.202 | 0.101 | 1 |
| Cl8-BZ#205 | ND | | ug/kg | 0.202 | 0.101 | 1 |
| Cl9-BZ#206-Cal/RTW | ND | | ug/kg | 0.202 | 0.101 | 1 |
| Cl10-BZ#209-Cal/RTW | ND | | ug/kg | 0.202 | 0.101 | 1 |
| Monochlorobiphenyls | 0.797 | | ug/kg | 0.202 | 0.101 | 1 |
| Dichlorobiphenyls | 9.68 | | ug/kg | 0.202 | 0.101 | 1 |
| Trichlorobiphenyls | 35.9 | | ug/kg | 0.202 | 0.101 | 1 |
| Tetrachlorobiphenyls | 61.0 | | ug/kg | 0.202 | 0.101 | 1 |
| Pentachlorobiphenyls | 87.5 | | ug/kg | 0.202 | 0.101 | 1 |
| Hexachlorobiphenyls | 60.5 | | ug/kg | 0.202 | 0.101 | 1 |
| Heptachlorobiphenyls | 10.2 | | ug/kg | 0.202 | 0.101 | 1 |
| Octachlorobiphenyls | 1.54 | | ug/kg | 0.202 | 0.101 | 1 |
| Nonachlorobiphenyls | ND | | ug/kg | 0.202 | 0.101 | 1 |
| Decachlorobiphenyl | ND | | ug/kg | 0.202 | 0.101 | 1 |
| Total PCB | 267 | | ug/kg | 0.202 | NA | 1 |

| Surrogate | % Recovery | Qualifier | Acceptance Criteria |
|---|---|---|---|
| Cl3-BZ#19-C13 (surr) | 83 | | 50-125 |
| Cl8-BZ#202-C13 (surr) | 93 | | 50-125 |

**Project Name:** NEW BEDFORD HARBOR-LTM
**Project Number:** 60597627
**Lab Number:** L2040666
**Report Date:** 10/16/20

## SAMPLE RESULTS

Lab ID: L2040666-02
Client ID: S-338-20FSP20-01
Sample Location: NEW BEDFORD, MA

Date Collected: 09/24/20 14:26
Date Received: 09/25/20
Field Prep: Not Specified

Sample Depth:
Matrix: Sediment
Analytical Method: 105,8270D-SIM/680(M)
Analytical Date: 10/12/20 21:05
Analyst: MJS
Percent Solids: 96%

Extraction Method: EPA 3570
Extraction Date: 09/30/20 21:35
Cleanup Method: EPA 3630
Cleanup Date: 10/06/20

| Parameter | Result | Qualifier | Units | RL | MDL | Dilution Factor |
|---|---|---|---|---|---|---|
| PCB Congeners/Homologs - Mansfield Lab | | | | | | |
| Cl1-BZ#1-Cal/RTW | 0.198 | | ug/kg | 0.191 | 0.096 | 1 |
| Cl1-BZ#2 | 0.122 | J | ug/kg | 0.191 | 0.096 | 1 |
| Cl1-BZ#3 | ND | | ug/kg | 0.191 | 0.096 | 1 |
| Cl2-BZ#4/#10 | 0.254 | J | ug/kg | 0.382 | 0.191 | 1 |
| Cl2-BZ#9 | ND | | ug/kg | 0.191 | 0.096 | 1 |
| Cl2-BZ#7 | 0.119 | J | ug/kg | 0.191 | 0.096 | 1 |
| Cl2-BZ#6 | 0.571 | | ug/kg | 0.191 | 0.096 | 1 |
| Cl2-BZ#5 | ND | | ug/kg | 0.191 | 0.096 | 1 |
| Cl2-BZ#8 | 1.46 | | ug/kg | 0.191 | 0.096 | 1 |
| Cl3-BZ#19 | 0.196 | | ug/kg | 0.191 | 0.096 | 1 |
| Cl2-BZ#14 | ND | | ug/kg | 0.191 | 0.096 | 1 |
| Cl3-BZ#30 | ND | | ug/kg | 0.191 | 0.096 | 1 |
| Cl3-BZ#18 | 1.38 | | ug/kg | 0.191 | 0.096 | 1 |
| Cl2-BZ#11 | 0.665 | | ug/kg | 0.191 | 0.096 | 1 |
| Cl3-BZ#17 | 0.808 | | ug/kg | 0.191 | 0.096 | 1 |
| Cl2-BZ#12 | 0.130 | J | ug/kg | 0.191 | 0.096 | 1 |
| Cl3-BZ#27 | 0.196 | | ug/kg | 0.191 | 0.096 | 1 |
| Cl2-BZ#13 | 0.249 | J | ug/kg | 0.382 | 0.191 | 1 |
| Cl3-BZ#24 | ND | | ug/kg | 0.191 | 0.096 | 1 |
| Cl3-BZ#16 | 0.418 | | ug/kg | 0.191 | 0.096 | 1 |
| Cl3-BZ#32 | 0.743 | | ug/kg | 0.191 | 0.096 | 1 |
| Cl2-BZ#15 | 1.44 | | ug/kg | 0.191 | 0.096 | 1 |
| Cl3-BZ#34 | ND | | ug/kg | 0.191 | 0.096 | 1 |
| Cl3-BZ#23 | ND | | ug/kg | 0.191 | 0.096 | 1 |
| Cl4-BZ#54 | ND | | ug/kg | 0.191 | 0.096 | 1 |
| Cl3-BZ#29-Cal | ND | | ug/kg | 0.191 | 0.096 | 1 |
| Cl4-BZ#50-Cal | ND | | ug/kg | 0.191 | 0.096 | 1 |
| Cl3-BZ#26 | 1.47 | | ug/kg | 0.191 | 0.096 | 1 |

**Project Name:** NEW BEDFORD HARBOR-LTM **Lab Number:** L2040666

**Project Number:** 60597627 **Report Date:** 10/16/20

## SAMPLE RESULTS

Lab ID: L2040666-02 Date Collected: 09/24/20 14:26

Client ID: S-338-20FSP20-01 Date Received: 09/25/20

Sample Location: NEW BEDFORD, MA Field Prep: Not Specified

Sample Depth:

| Parameter | Result | Qualifier | Units | RL | MDL | Dilution Factor |
|---|---|---|---|---|---|---|
| PCB Congeners/Homologs - Mansfield Lab | | | | | | |
| Cl3-BZ#25 | 1.10 | | ug/kg | 0.191 | 0.096 | 1 |
| Cl4-BZ#53 | 0.623 | | ug/kg | 0.191 | 0.096 | 1 |
| Cl3-BZ#-31 | 3.06 | | ug/kg | 0.191 | 0.096 | 1 |
| Cl3-BZ#28 | 4.40 | | ug/kg | 0.191 | 0.096 | 1 |
| Cl3-BZ#33 | 1.09 | | ug/kg | 0.191 | 0.096 | 1 |
| Cl4-BZ#51 | 0.298 | | ug/kg | 0.191 | 0.096 | 1 |
| Cl3-BZ#21/#20 | 0.243 | J | ug/kg | 0.382 | 0.191 | 1 |
| Cl4-BZ#45 | 0.432 | | ug/kg | 0.191 | 0.096 | 1 |
| Cl3-BZ#22 | 0.985 | | ug/kg | 0.191 | 0.096 | 1 |
| Cl4-BZ#73/#46 | ND | | ug/kg | 0.382 | 0.191 | 1 |
| Cl4-BZ#69 | ND | | ug/kg | 0.191 | 0.096 | 1 |
| Cl4-BZ#43 | ND | | ug/kg | 0.191 | 0.096 | 1 |
| Cl3-BZ#36 | ND | | ug/kg | 0.191 | 0.096 | 1 |
| Cl4-BZ#52 | 3.59 | | ug/kg | 0.191 | 0.096 | 1 |
| Cl4-BZ#48 | 0.365 | | ug/kg | 0.191 | 0.096 | 1 |
| Cl4-BZ#49 | 3.61 | | ug/kg | 0.191 | 0.096 | 1 |
| Cl5-BZ#104 | ND | | ug/kg | 0.191 | 0.096 | 1 |
| Cl4-BZ#47 | 1.21 | | ug/kg | 0.191 | 0.096 | 1 |
| Cl4-BZ#65/#75/#62 | ND | | ug/kg | 0.573 | 0.286 | 1 |
| Cl3-BZ#39 | ND | | ug/kg | 0.191 | 0.096 | 1 |
| Cl3-BZ#38 | ND | | ug/kg | 0.191 | 0.096 | 1 |
| Cl4-BZ#44 | 1.74 | | ug/kg | 0.191 | 0.096 | 1 |
| Cl4-BZ#59 | 0.281 | | ug/kg | 0.191 | 0.096 | 1 |
| Cl4-BZ#42 | 0.832 | | ug/kg | 0.191 | 0.096 | 1 |
| Cl4-BZ#71 | 0.839 | | ug/kg | 0.191 | 0.096 | 1 |
| Cl3-BZ#35 | 0.166 | J | ug/kg | 0.191 | 0.096 | 1 |
| Cl4-BZ#41 | ND | | ug/kg | 0.191 | 0.096 | 1 |
| Cl4-BZ#72 | 0.210 | | ug/kg | 0.191 | 0.096 | 1 |
| Cl5-BZ#96 | ND | | ug/kg | 0.191 | 0.096 | 1 |
| Cl5-BZ#103 | ND | | ug/kg | 0.191 | 0.096 | 1 |
| Cl4-BZ#68/#64 | 1.04 | | ug/kg | 0.382 | 0.191 | 1 |
| Cl4-BZ#40 | 0.323 | | ug/kg | 0.191 | 0.096 | 1 |
| Cl3-BZ#37 | 1.34 | | ug/kg | 0.191 | 0.096 | 1 |
| Cl5-BZ#100 | ND | | ug/kg | 0.191 | 0.096 | 1 |
| Cl5-BZ#94 | ND | | ug/kg | 0.191 | 0.096 | 1 |
| Cl4-BZ#57 | ND | | ug/kg | 0.191 | 0.096 | 1 |
| Cl4-BZ#67/#58 | 0.284 | J | ug/kg | 0.382 | 0.191 | 1 |

**Project Name:** NEW BEDFORD HARBOR-LTM **Lab Number:** L2040666

**Project Number:** 60597627 **Report Date:** 10/16/20

## SAMPLE RESULTS

Lab ID: L2040666-02 Date Collected: 09/24/20 14:26

Client ID: S-338-20FSP20-01 Date Received: 09/25/20

Sample Location: NEW BEDFORD, MA Field Prep: Not Specified

Sample Depth:

| Parameter | Result | Qualifier | Units | RL | MDL | Dilution Factor |
|---|---|---|---|---|---|---|
| PCB Congeners/Homologs - Mansfield Lab | | | | | | |
| Cl5-BZ#102 | 0.286 | | ug/kg | 0.191 | 0.096 | 1 |
| Cl4-BZ#61 | ND | | ug/kg | 0.191 | 0.096 | 1 |
| Cl5-BZ#98 | ND | | ug/kg | 0.191 | 0.096 | 1 |
| Cl4-BZ#76 | ND | | ug/kg | 0.191 | 0.096 | 1 |
| Cl5-BZ#93 | ND | | ug/kg | 0.191 | 0.096 | 1 |
| Cl4-BZ#63 | 0.233 | | ug/kg | 0.191 | 0.096 | 1 |
| Cl5-BZ#121/#95/#88 | 2.06 | | ug/kg | 0.573 | 0.286 | 1 |
| Cl4-BZ#74 | 1.62 | | ug/kg | 0.191 | 0.096 | 1 |
| Cl6-BZ#155 | ND | | ug/kg | 0.191 | 0.096 | 1 |
| Cl4-BZ#70 | 3.81 | | ug/kg | 0.191 | 0.096 | 1 |
| Cl5-BZ#91 | 1.08 | | ug/kg | 0.191 | 0.096 | 1 |
| Cl4-BZ#66 | 4.92 | | ug/kg | 0.191 | 0.096 | 1 |
| Cl4-BZ#80 | ND | | ug/kg | 0.191 | 0.096 | 1 |
| Cl4-BZ#55 | ND | | ug/kg | 0.191 | 0.096 | 1 |
| Cl5-BZ#92 | 0.998 | | ug/kg | 0.191 | 0.096 | 1 |
| Cl5-BZ#89/#84 | 0.882 | | ug/kg | 0.382 | 0.191 | 1 |
| Cl5-BZ#101/#90 | 5.39 | | ug/kg | 0.382 | 0.191 | 1 |
| Cl4-BZ#56 | 1.30 | | ug/kg | 0.191 | 0.096 | 1 |
| Cl5-BZ#113 | ND | | ug/kg | 0.191 | 0.096 | 1 |
| Cl5-BZ#99 | 4.37 | | ug/kg | 0.191 | 0.096 | 1 |
| Cl6-BZ#150 | ND | | ug/kg | 0.191 | 0.096 | 1 |
| Cl4-BZ#60 | 0.559 | | ug/kg | 0.191 | 0.096 | 1 |
| Cl6-BZ#152 | ND | | ug/kg | 0.191 | 0.096 | 1 |
| Cl5-BZ#119 | 0.518 | | ug/kg | 0.191 | 0.096 | 1 |
| Cl5-BZ#83/#125/#112 | 0.336 | J | ug/kg | 0.573 | 0.286 | 1 |
| Cl5-BZ#86/#109 | ND | | ug/kg | 0.382 | 0.191 | 1 |
| Cl6-BZ#145 | ND | | ug/kg | 0.191 | 0.096 | 1 |
| Cl5-BZ#97 | 2.10 | | ug/kg | 0.191 | 0.096 | 1 |
| Cl6-BZ#148 | ND | | ug/kg | 0.191 | 0.096 | 1 |
| Cl4-BZ#79 | ND | | ug/kg | 0.191 | 0.096 | 1 |
| Cl5-BZ#116 | ND | | ug/kg | 0.191 | 0.096 | 1 |
| Cl6-BZ#154-Cal | 0.179 | J | ug/kg | 0.191 | 0.096 | 1 |
| Cl4-BZ#78 | ND | | ug/kg | 0.191 | 0.096 | 1 |
| Cl5-BZ#87/#111 | 0.919 | | ug/kg | 0.382 | 0.191 | 1 |
| Cl6-BZ#136 | 0.416 | | ug/kg | 0.191 | 0.096 | 1 |
| Cl5-BZ#117 | 0.274 | | ug/kg | 0.191 | 0.096 | 1 |
| Cl5-BZ#115 | ND | | ug/kg | 0.191 | 0.096 | 1 |

**Project Name:** NEW BEDFORD HARBOR-LTM **Lab Number:** L2040666

**Project Number:** 60597627 **Report Date:** 10/16/20

## SAMPLE RESULTS

Lab ID: L2040666-02 Date Collected: 09/24/20 14:26

Client ID: S-338-20FSP20-01 Date Received: 09/25/20

Sample Location: NEW BEDFORD, MA Field Prep: Not Specified

Sample Depth:

| Parameter | Result | Qualifier | Units | RL | MDL | Dilution Factor |
|---|---|---|---|---|---|---|
| PCB Congeners/Homologs - Mansfield Lab | | | | | | |
| Cl5-BZ#85 | 1.21 | | ug/kg | 0.191 | 0.096 | 1 |
| Cl5-BZ#120 | 0.250 | | ug/kg | 0.191 | 0.096 | 1 |
| Cl5-BZ#110 | 5.68 | | ug/kg | 0.191 | 0.096 | 1 |
| Cl4-BZ#81 | 0.282 | | ug/kg | 0.191 | 0.096 | 1 |
| Cl6-BZ#151 | 0.478 | | ug/kg | 0.191 | 0.096 | 1 |
| Cl6-BZ#135 | 0.495 | | ug/kg | 0.191 | 0.096 | 1 |
| Cl5-BZ#82 | ND | | ug/kg | 0.191 | 0.096 | 1 |
| Cl6-BZ#144 | 0.109 | J | ug/kg | 0.191 | 0.096 | 1 |
| Cl6-BZ#147/#149 | 3.17 | | ug/kg | 0.382 | 0.191 | 1 |
| Cl4-BZ#77 | 0.624 | | ug/kg | 0.191 | 0.096 | 1 |
| Cl6-BZ#143/#139 | ND | | ug/kg | 0.382 | 0.191 | 1 |
| Cl5-BZ#124 | 0.264 | | ug/kg | 0.191 | 0.096 | 1 |
| Cl6-BZ#140 | ND | | ug/kg | 0.191 | 0.096 | 1 |
| Cl5-BZ#108 | ND | | ug/kg | 0.191 | 0.096 | 1 |
| Cl5-BZ#107/#123 | 0.889 | | ug/kg | 0.382 | 0.191 | 1 |
| Cl7-BZ#188-Cal/RTW | ND | | ug/kg | 0.191 | 0.096 | 1 |
| Cl6-BZ#134 | 0.338 | | ug/kg | 0.191 | 0.096 | 1 |
| Cl5-BZ#106 | ND | | ug/kg | 0.191 | 0.096 | 1 |
| Cl6-BZ#133 | 0.156 | J | ug/kg | 0.191 | 0.096 | 1 |
| Cl6-BZ#142 | ND | | ug/kg | 0.191 | 0.096 | 1 |
| Cl5-BZ#118 | 7.64 | | ug/kg | 0.191 | 0.096 | 1 |
| Cl6-BZ#131 | ND | | ug/kg | 0.191 | 0.096 | 1 |
| Cl7-BZ#184 | ND | | ug/kg | 0.191 | 0.096 | 1 |
| Cl6-BZ#165 | ND | | ug/kg | 0.191 | 0.096 | 1 |
| Cl6-BZ#146 | 1.01 | | ug/kg | 0.191 | 0.096 | 1 |
| Cl6-BZ#161 | ND | | ug/kg | 0.191 | 0.096 | 1 |
| Cl5-BZ#122 | ND | | ug/kg | 0.191 | 0.096 | 1 |
| Cl6-BZ#168 | ND | | ug/kg | 0.191 | 0.096 | 1 |
| Cl5-BZ#114 | ND | | ug/kg | 0.191 | 0.096 | 1 |
| Cl6-BZ#153 | 5.72 | | ug/kg | 0.191 | 0.096 | 1 |
| Cl6-BZ#132 | 1.20 | | ug/kg | 0.191 | 0.096 | 1 |
| Cl7-BZ#179 | 0.212 | | ug/kg | 0.191 | 0.096 | 1 |
| Cl6-BZ#141 | 0.451 | | ug/kg | 0.191 | 0.096 | 1 |
| Cl7-BZ#176 | ND | | ug/kg | 0.191 | 0.096 | 1 |
| Cl5-BZ#105 | 1.82 | | ug/kg | 0.191 | 0.096 | 1 |
| Cl6-BZ#137 | 0.314 | | ug/kg | 0.191 | 0.096 | 1 |
| Cl5-BZ#127 | ND | | ug/kg | 0.191 | 0.096 | 1 |

**Project Name:** NEW BEDFORD HARBOR-LTM **Lab Number:** L2040666

**Project Number:** 60597627 **Report Date:** 10/16/20

## SAMPLE RESULTS

Lab ID: L2040666-02 Date Collected: 09/24/20 14:26

Client ID: S-338-20FSP20-01 Date Received: 09/25/20

Sample Location: NEW BEDFORD, MA Field Prep: Not Specified

Sample Depth:

| Parameter | Result | Qualifier | Units | RL | MDL | Dilution Factor |
|---|---|---|---|---|---|---|
| PCB Congeners/Homologs - Mansfield Lab | | | | | | |
| Cl7-BZ#186 | ND | | ug/kg | 0.191 | 0.096 | 1 |
| Cl6-BZ#130/#164 | 0.685 | | ug/kg | 0.382 | 0.191 | 1 |
| Cl7-BZ#178 | 0.234 | | ug/kg | 0.191 | 0.096 | 1 |
| Cl6-BZ#138 | 4.19 | | ug/kg | 0.191 | 0.096 | 1 |
| Cl6-BZ#163/#160 | 1.57 | | ug/kg | 0.382 | 0.191 | 1 |
| Cl6-BZ#129/#158 | 0.623 | | ug/kg | 0.382 | 0.191 | 1 |
| Cl7-BZ#182/#175 | ND | | ug/kg | 0.382 | 0.191 | 1 |
| Cl7-BZ#187 | 0.748 | | ug/kg | 0.191 | 0.096 | 1 |
| Cl7-BZ#183 | 0.323 | | ug/kg | 0.191 | 0.096 | 1 |
| Cl6-BZ#166 | ND | | ug/kg | 0.191 | 0.096 | 1 |
| Cl6-BZ#159 | ND | | ug/kg | 0.191 | 0.096 | 1 |
| Cl5-BZ#126 | ND | | ug/kg | 0.191 | 0.096 | 1 |
| Cl7-BZ#185 | ND | | ug/kg | 0.191 | 0.096 | 1 |
| Cl6-BZ#162 | ND | | ug/kg | 0.191 | 0.096 | 1 |
| Cl7-BZ#174 | 0.475 | | ug/kg | 0.191 | 0.096 | 1 |
| Cl6-BZ#128 | 1.40 | | ug/kg | 0.191 | 0.096 | 1 |
| Cl8-BZ#202 | ND | | ug/kg | 0.191 | 0.096 | 1 |
| Cl6-BZ#167 | 0.364 | | ug/kg | 0.191 | 0.096 | 1 |
| Cl7-BZ#181 | ND | | ug/kg | 0.191 | 0.096 | 1 |
| Cl7-BZ#177 | 0.451 | | ug/kg | 0.191 | 0.096 | 1 |
| Cl8-BZ#204/#200-CAL | ND | | ug/kg | 0.382 | 0.191 | 1 |
| Cl7-BZ#171 | 0.314 | | ug/kg | 0.191 | 0.096 | 1 |
| Cl7-BZ#173 | ND | | ug/kg | 0.191 | 0.096 | 1 |
| Cl8-BZ#197 | ND | | ug/kg | 0.191 | 0.096 | 1 |
| Cl7-BZ#172 | ND | | ug/kg | 0.191 | 0.096 | 1 |
| Cl7-BZ#192 | ND | | ug/kg | 0.191 | 0.096 | 1 |
| Cl6-BZ#156 | 0.783 | | ug/kg | 0.191 | 0.096 | 1 |
| Cl6-BZ#157 | 0.283 | | ug/kg | 0.191 | 0.096 | 1 |
| Cl7-BZ#180 | 0.624 | | ug/kg | 0.191 | 0.096 | 1 |
| Cl7-BZ#193 | ND | | ug/kg | 0.191 | 0.096 | 1 |
| Cl8-BZ#199 | ND | | ug/kg | 0.191 | 0.096 | 1 |
| Cl7-BZ#191 | ND | | ug/kg | 0.191 | 0.096 | 1 |
| Cl8-BZ#198 | ND | | ug/kg | 0.191 | 0.096 | 1 |
| Cl8-BZ#201 | ND | | ug/kg | 0.191 | 0.096 | 1 |
| Cl7-BZ#170 | 0.918 | | ug/kg | 0.191 | 0.096 | 1 |
| Cl7-BZ#190 | ND | | ug/kg | 0.191 | 0.096 | 1 |
| Cl8-BZ#196 | ND | | ug/kg | 0.191 | 0.096 | 1 |

**Project Name:** NEW BEDFORD HARBOR-LTM **Lab Number:** L2040666

**Project Number:** 60597627 **Report Date:** 10/16/20

## SAMPLE RESULTS

Lab ID: L2040666-02 Date Collected: 09/24/20 14:26

Client ID: S-338-20FSP20-01 Date Received: 09/25/20

Sample Location: NEW BEDFORD, MA Field Prep: Not Specified

Sample Depth:

| Parameter | Result | Qualifier | Units | RL | MDL | Dilution Factor |
|---|---|---|---|---|---|---|
| PCB Congeners/Homologs - Mansfield Lab | | | | | | |
| Cl8-BZ#203 | ND | | ug/kg | 0.191 | 0.096 | 1 |
| Cl6-BZ#169 | ND | | ug/kg | 0.191 | 0.096 | 1 |
| Cl9-BZ#208 | ND | | ug/kg | 0.191 | 0.096 | 1 |
| Cl9-BZ#207 | ND | | ug/kg | 0.191 | 0.096 | 1 |
| Cl7-BZ#189 | ND | | ug/kg | 0.191 | 0.096 | 1 |
| Cl8-BZ#195 | ND | | ug/kg | 0.191 | 0.096 | 1 |
| Cl8-BZ#194 | ND | | ug/kg | 0.191 | 0.096 | 1 |
| Cl8-BZ#205 | ND | | ug/kg | 0.191 | 0.096 | 1 |
| Cl9-BZ#206-Cal/RTW | ND | | ug/kg | 0.191 | 0.096 | 1 |
| Cl10-BZ#209-Cal/RTW | ND | | ug/kg | 0.191 | 0.096 | 1 |
| Monochlorobiphenyls | 0.320 | | ug/kg | 0.191 | 0.096 | 1 |
| Dichlorobiphenyls | 4.89 | | ug/kg | 0.191 | 0.096 | 1 |
| Trichlorobiphenyls | 17.6 | | ug/kg | 0.191 | 0.096 | 1 |
| Tetrachlorobiphenyls | 29.0 | | ug/kg | 0.191 | 0.096 | 1 |
| Pentachlorobiphenyls | 37.0 | | ug/kg | 0.191 | 0.096 | 1 |
| Hexachlorobiphenyls | 23.9 | | ug/kg | 0.191 | 0.096 | 1 |
| Heptachlorobiphenyls | 4.30 | | ug/kg | 0.191 | 0.096 | 1 |
| Octachlorobiphenyls | ND | | ug/kg | 0.191 | 0.096 | 1 |
| Nonachlorobiphenyls | ND | | ug/kg | 0.191 | 0.096 | 1 |
| Decachlorobiphenyl | ND | | ug/kg | 0.191 | 0.096 | 1 |
| Total PCB | 117 | | ug/kg | 0.191 | NA | 1 |

| Surrogate | % Recovery | Qualifier | Acceptance Criteria |
|---|---|---|---|
| Cl3-BZ#19-C13 (surr) | 80 | | 50-125 |
| Cl8-BZ#202-C13 (surr) | 81 | | 50-125 |

**Project Name:** NEW BEDFORD HARBOR-LTM
**Project Number:** 60597627
**Lab Number:** L2040666
**Report Date:** 10/16/20

## SAMPLE RESULTS

Lab ID: L2040666-03
Client ID: S-339-20FSP20-01
Sample Location: NEW BEDFORD, MA

Date Collected: 09/24/20 15:32
Date Received: 09/25/20
Field Prep: Not Specified

Sample Depth:
Matrix: Sediment
Analytical Method: 105,8270D-SIM/680(M)
Analytical Date: 10/12/20 22:19
Analyst: MJS
Percent Solids: 96%

Extraction Method: EPA 3570
Extraction Date: 09/30/20 21:35
Cleanup Method: EPA 3630
Cleanup Date: 10/06/20

| Parameter | Result | Qualifier | Units | RL | MDL | Dilution Factor |
|---|---|---|---|---|---|---|
| PCB Congeners/Homologs - Mansfield Lab | | | | | | |
| Cl1-BZ#1-Cal/RTW | 0.259 | | ug/kg | 0.192 | 0.096 | 1 |
| Cl1-BZ#2 | 0.106 | J | ug/kg | 0.192 | 0.096 | 1 |
| Cl1-BZ#3 | 0.119 | J | ug/kg | 0.192 | 0.096 | 1 |
| Cl2-BZ#4/#10 | 0.312 | J | ug/kg | 0.384 | 0.192 | 1 |
| Cl2-BZ#9 | 0.118 | J | ug/kg | 0.192 | 0.096 | 1 |
| Cl2-BZ#7 | 0.182 | J | ug/kg | 0.192 | 0.096 | 1 |
| Cl2-BZ#6 | 0.603 | | ug/kg | 0.192 | 0.096 | 1 |
| Cl2-BZ#5 | ND | | ug/kg | 0.192 | 0.096 | 1 |
| Cl2-BZ#8 | 1.85 | | ug/kg | 0.192 | 0.096 | 1 |
| Cl3-BZ#19 | 0.104 | J | ug/kg | 0.192 | 0.096 | 1 |
| Cl2-BZ#14 | ND | | ug/kg | 0.192 | 0.096 | 1 |
| Cl3-BZ#30 | ND | | ug/kg | 0.192 | 0.096 | 1 |
| Cl3-BZ#18 | 1.15 | | ug/kg | 0.192 | 0.096 | 1 |
| Cl2-BZ#11 | 0.852 | | ug/kg | 0.192 | 0.096 | 1 |
| Cl3-BZ#17 | 0.749 | | ug/kg | 0.192 | 0.096 | 1 |
| Cl2-BZ#12 | 0.146 | J | ug/kg | 0.192 | 0.096 | 1 |
| Cl3-BZ#27 | 0.203 | | ug/kg | 0.192 | 0.096 | 1 |
| Cl2-BZ#13 | 0.388 | | ug/kg | 0.384 | 0.192 | 1 |
| Cl3-BZ#24 | ND | | ug/kg | 0.192 | 0.096 | 1 |
| Cl3-BZ#16 | 0.379 | | ug/kg | 0.192 | 0.096 | 1 |
| Cl3-BZ#32 | 0.700 | | ug/kg | 0.192 | 0.096 | 1 |
| Cl2-BZ#15 | 1.75 | | ug/kg | 0.192 | 0.096 | 1 |
| Cl3-BZ#34 | ND | | ug/kg | 0.192 | 0.096 | 1 |
| Cl3-BZ#23 | ND | | ug/kg | 0.192 | 0.096 | 1 |
| Cl4-BZ#54 | ND | | ug/kg | 0.192 | 0.096 | 1 |
| Cl3-BZ#29-Cal | ND | | ug/kg | 0.192 | 0.096 | 1 |
| Cl4-BZ#50-Cal | ND | | ug/kg | 0.192 | 0.096 | 1 |
| Cl3-BZ#26 | 1.76 | | ug/kg | 0.192 | 0.096 | 1 |

**Project Name:** NEW BEDFORD HARBOR-LTM **Lab Number:** L2040666

**Project Number:** 60597627 **Report Date:** 10/16/20

## SAMPLE RESULTS

Lab ID: L2040666-03 Date Collected: 09/24/20 15:32

Client ID: S-339-20FSP20-01 Date Received: 09/25/20

Sample Location: NEW BEDFORD, MA Field Prep: Not Specified

Sample Depth:

| Parameter | Result | Qualifier | Units | RL | MDL | Dilution Factor |
|---|---|---|---|---|---|---|
| PCB Congeners/Homologs - Mansfield Lab | | | | | | |
| Cl3-BZ#25 | 1.22 | | ug/kg | 0.192 | 0.096 | 1 |
| Cl4-BZ#53 | 0.503 | | ug/kg | 0.192 | 0.096 | 1 |
| Cl3-BZ#-31 | 3.79 | | ug/kg | 0.192 | 0.096 | 1 |
| Cl3-BZ#28 | 5.28 | | ug/kg | 0.192 | 0.096 | 1 |
| Cl3-BZ#33 | 1.21 | | ug/kg | 0.192 | 0.096 | 1 |
| Cl4-BZ#51 | 0.200 | | ug/kg | 0.192 | 0.096 | 1 |
| Cl3-BZ#21/#20 | 0.281 | J | ug/kg | 0.384 | 0.192 | 1 |
| Cl4-BZ#45 | ND | | ug/kg | 0.192 | 0.096 | 1 |
| Cl3-BZ#22 | 1.18 | | ug/kg | 0.192 | 0.096 | 1 |
| Cl4-BZ#73/#46 | 0.221 | J | ug/kg | 0.384 | 0.192 | 1 |
| Cl4-BZ#69 | ND | | ug/kg | 0.192 | 0.096 | 1 |
| Cl4-BZ#43 | ND | | ug/kg | 0.192 | 0.096 | 1 |
| Cl3-BZ#36 | ND | | ug/kg | 0.192 | 0.096 | 1 |
| Cl4-BZ#52 | 3.65 | | ug/kg | 0.192 | 0.096 | 1 |
| Cl4-BZ#48 | 0.370 | | ug/kg | 0.192 | 0.096 | 1 |
| Cl4-BZ#49 | 4.02 | | ug/kg | 0.192 | 0.096 | 1 |
| Cl5-BZ#104 | ND | | ug/kg | 0.192 | 0.096 | 1 |
| Cl4-BZ#47 | 1.38 | | ug/kg | 0.192 | 0.096 | 1 |
| Cl4-BZ#65/#75/#62 | ND | | ug/kg | 0.576 | 0.288 | 1 |
| Cl3-BZ#39 | ND | | ug/kg | 0.192 | 0.096 | 1 |
| Cl3-BZ#38 | ND | | ug/kg | 0.192 | 0.096 | 1 |
| Cl4-BZ#44 | 1.86 | | ug/kg | 0.192 | 0.096 | 1 |
| Cl4-BZ#59 | 0.257 | | ug/kg | 0.192 | 0.096 | 1 |
| Cl4-BZ#42 | 0.915 | | ug/kg | 0.192 | 0.096 | 1 |
| Cl4-BZ#71 | 0.783 | | ug/kg | 0.192 | 0.096 | 1 |
| Cl3-BZ#35 | 0.243 | | ug/kg | 0.192 | 0.096 | 1 |
| Cl4-BZ#41 | 0.152 | J | ug/kg | 0.192 | 0.096 | 1 |
| Cl4-BZ#72 | 0.232 | | ug/kg | 0.192 | 0.096 | 1 |
| Cl5-BZ#96 | ND | | ug/kg | 0.192 | 0.096 | 1 |
| Cl5-BZ#103 | ND | | ug/kg | 0.192 | 0.096 | 1 |
| Cl4-BZ#68/#64 | 1.16 | | ug/kg | 0.384 | 0.192 | 1 |
| Cl4-BZ#40 | 0.286 | | ug/kg | 0.192 | 0.096 | 1 |
| Cl3-BZ#37 | 1.69 | | ug/kg | 0.192 | 0.096 | 1 |
| Cl5-BZ#100 | ND | | ug/kg | 0.192 | 0.096 | 1 |
| Cl5-BZ#94 | ND | | ug/kg | 0.192 | 0.096 | 1 |
| Cl4-BZ#57 | 0.169 | J | ug/kg | 0.192 | 0.096 | 1 |
| Cl4-BZ#67/#58 | 0.390 | | ug/kg | 0.384 | 0.192 | 1 |

**Project Name:** NEW BEDFORD HARBOR-LTM **Lab Number:** L2040666

**Project Number:** 60597627 **Report Date:** 10/16/20

## SAMPLE RESULTS

Lab ID: L2040666-03 Date Collected: 09/24/20 15:32

Client ID: S-339-20FSP20-01 Date Received: 09/25/20

Sample Location: NEW BEDFORD, MA Field Prep: Not Specified

Sample Depth:

| Parameter | Result | Qualifier | Units | RL | MDL | Dilution Factor |
|---|---|---|---|---|---|---|
| PCB Congeners/Homologs - Mansfield Lab | | | | | | |
| Cl5-BZ#102 | 0.460 | | ug/kg | 0.192 | 0.096 | 1 |
| Cl4-BZ#61 | ND | | ug/kg | 0.192 | 0.096 | 1 |
| Cl5-BZ#98 | ND | | ug/kg | 0.192 | 0.096 | 1 |
| Cl4-BZ#76 | ND | | ug/kg | 0.192 | 0.096 | 1 |
| Cl5-BZ#93 | ND | | ug/kg | 0.192 | 0.096 | 1 |
| Cl4-BZ#63 | 0.199 | | ug/kg | 0.192 | 0.096 | 1 |
| Cl5-BZ#121/#95/#88 | 2.30 | | ug/kg | 0.576 | 0.288 | 1 |
| Cl4-BZ#74 | 2.00 | | ug/kg | 0.192 | 0.096 | 1 |
| Cl6-BZ#155 | ND | | ug/kg | 0.192 | 0.096 | 1 |
| Cl4-BZ#70 | 4.51 | | ug/kg | 0.192 | 0.096 | 1 |
| Cl5-BZ#91 | 1.08 | | ug/kg | 0.192 | 0.096 | 1 |
| Cl4-BZ#66 | 5.64 | | ug/kg | 0.192 | 0.096 | 1 |
| Cl4-BZ#80 | ND | | ug/kg | 0.192 | 0.096 | 1 |
| Cl4-BZ#55 | ND | | ug/kg | 0.192 | 0.096 | 1 |
| Cl5-BZ#92 | 1.28 | | ug/kg | 0.192 | 0.096 | 1 |
| Cl5-BZ#89/#84 | 0.856 | | ug/kg | 0.384 | 0.192 | 1 |
| Cl5-BZ#101/#90 | 6.26 | | ug/kg | 0.384 | 0.192 | 1 |
| Cl4-BZ#56 | 1.30 | | ug/kg | 0.192 | 0.096 | 1 |
| Cl5-BZ#113 | ND | | ug/kg | 0.192 | 0.096 | 1 |
| Cl5-BZ#99 | 4.71 | | ug/kg | 0.192 | 0.096 | 1 |
| Cl6-BZ#150 | ND | | ug/kg | 0.192 | 0.096 | 1 |
| Cl4-BZ#60 | 0.627 | | ug/kg | 0.192 | 0.096 | 1 |
| Cl6-BZ#152 | ND | | ug/kg | 0.192 | 0.096 | 1 |
| Cl5-BZ#119 | 0.450 | | ug/kg | 0.192 | 0.096 | 1 |
| Cl5-BZ#83/#125/#112 | ND | | ug/kg | 0.576 | 0.288 | 1 |
| Cl5-BZ#86/#109 | ND | | ug/kg | 0.384 | 0.192 | 1 |
| Cl6-BZ#145 | ND | | ug/kg | 0.192 | 0.096 | 1 |
| Cl5-BZ#97 | 2.17 | | ug/kg | 0.192 | 0.096 | 1 |
| Cl6-BZ#148 | ND | | ug/kg | 0.192 | 0.096 | 1 |
| Cl4-BZ#79 | 0.120 | J | ug/kg | 0.192 | 0.096 | 1 |
| Cl5-BZ#116 | ND | | ug/kg | 0.192 | 0.096 | 1 |
| Cl6-BZ#154-Cal | 0.288 | | ug/kg | 0.192 | 0.096 | 1 |
| Cl4-BZ#78 | ND | | ug/kg | 0.192 | 0.096 | 1 |
| Cl5-BZ#87/#111 | 1.30 | | ug/kg | 0.384 | 0.192 | 1 |
| Cl6-BZ#136 | 0.461 | | ug/kg | 0.192 | 0.096 | 1 |
| Cl5-BZ#117 | 0.383 | | ug/kg | 0.192 | 0.096 | 1 |
| Cl5-BZ#115 | ND | | ug/kg | 0.192 | 0.096 | 1 |

**Project Name:** NEW BEDFORD HARBOR-LTM **Lab Number:** L2040666

**Project Number:** 60597627 **Report Date:** 10/16/20

## SAMPLE RESULTS

Lab ID: L2040666-03 Date Collected: 09/24/20 15:32

Client ID: S-339-20FSP20-01 Date Received: 09/25/20

Sample Location: NEW BEDFORD, MA Field Prep: Not Specified

Sample Depth:

| Parameter | Result | Qualifier | Units | RL | MDL | Dilution Factor |
|---|---|---|---|---|---|---|
| PCB Congeners/Homologs - Mansfield Lab | | | | | | |
| Cl5-BZ#85 | 1.22 | | ug/kg | 0.192 | 0.096 | 1 |
| Cl5-BZ#120 | ND | | ug/kg | 0.192 | 0.096 | 1 |
| Cl5-BZ#110 | 6.82 | | ug/kg | 0.192 | 0.096 | 1 |
| Cl4-BZ#81 | 0.354 | | ug/kg | 0.192 | 0.096 | 1 |
| Cl6-BZ#151 | 0.572 | | ug/kg | 0.192 | 0.096 | 1 |
| Cl6-BZ#135 | 0.584 | | ug/kg | 0.192 | 0.096 | 1 |
| Cl5-BZ#82 | 0.456 | | ug/kg | 0.192 | 0.096 | 1 |
| Cl6-BZ#144 | 0.132 | J | ug/kg | 0.192 | 0.096 | 1 |
| Cl6-BZ#147/#149 | 3.82 | | ug/kg | 0.384 | 0.192 | 1 |
| Cl4-BZ#77 | 0.854 | | ug/kg | 0.192 | 0.096 | 1 |
| Cl6-BZ#143/#139 | 0.198 | J | ug/kg | 0.384 | 0.192 | 1 |
| Cl5-BZ#124 | 0.315 | | ug/kg | 0.192 | 0.096 | 1 |
| Cl6-BZ#140 | ND | | ug/kg | 0.192 | 0.096 | 1 |
| Cl5-BZ#108 | ND | | ug/kg | 0.192 | 0.096 | 1 |
| Cl5-BZ#107/#123 | 1.03 | | ug/kg | 0.384 | 0.192 | 1 |
| Cl7-BZ#188-Cal/RTW | ND | | ug/kg | 0.192 | 0.096 | 1 |
| Cl6-BZ#134 | 0.411 | | ug/kg | 0.192 | 0.096 | 1 |
| Cl5-BZ#106 | ND | | ug/kg | 0.192 | 0.096 | 1 |
| Cl6-BZ#133 | 0.119 | J | ug/kg | 0.192 | 0.096 | 1 |
| Cl6-BZ#142 | ND | | ug/kg | 0.192 | 0.096 | 1 |
| Cl5-BZ#118 | 9.52 | | ug/kg | 0.192 | 0.096 | 1 |
| Cl6-BZ#131 | ND | | ug/kg | 0.192 | 0.096 | 1 |
| Cl7-BZ#184 | ND | | ug/kg | 0.192 | 0.096 | 1 |
| Cl6-BZ#165 | ND | | ug/kg | 0.192 | 0.096 | 1 |
| Cl6-BZ#146 | 1.26 | | ug/kg | 0.192 | 0.096 | 1 |
| Cl6-BZ#161 | ND | | ug/kg | 0.192 | 0.096 | 1 |
| Cl5-BZ#122 | ND | | ug/kg | 0.192 | 0.096 | 1 |
| Cl6-BZ#168 | ND | | ug/kg | 0.192 | 0.096 | 1 |
| Cl5-BZ#114 | ND | | ug/kg | 0.192 | 0.096 | 1 |
| Cl6-BZ#153 | 7.12 | | ug/kg | 0.192 | 0.096 | 1 |
| Cl6-BZ#132 | 1.46 | | ug/kg | 0.192 | 0.096 | 1 |
| Cl7-BZ#179 | 0.266 | | ug/kg | 0.192 | 0.096 | 1 |
| Cl6-BZ#141 | 0.666 | | ug/kg | 0.192 | 0.096 | 1 |
| Cl7-BZ#176 | 0.102 | J | ug/kg | 0.192 | 0.096 | 1 |
| Cl5-BZ#105 | 2.17 | | ug/kg | 0.192 | 0.096 | 1 |
| Cl6-BZ#137 | 0.352 | | ug/kg | 0.192 | 0.096 | 1 |
| Cl5-BZ#127 | ND | | ug/kg | 0.192 | 0.096 | 1 |

**Project Name:** NEW BEDFORD HARBOR-LTM **Lab Number:** L2040666

**Project Number:** 60597627 **Report Date:** 10/16/20

## SAMPLE RESULTS

Lab ID: L2040666-03 Date Collected: 09/24/20 15:32

Client ID: S-339-20FSP20-01 Date Received: 09/25/20

Sample Location: NEW BEDFORD, MA Field Prep: Not Specified

Sample Depth:

| Parameter | Result | Qualifier | Units | RL | MDL | Dilution Factor |
|---|---|---|---|---|---|---|
| PCB Congeners/Homologs - Mansfield Lab | | | | | | |
| Cl7-BZ#186 | ND | | ug/kg | 0.192 | 0.096 | 1 |
| Cl6-BZ#130/#164 | 0.940 | | ug/kg | 0.384 | 0.192 | 1 |
| Cl7-BZ#178 | 0.218 | | ug/kg | 0.192 | 0.096 | 1 |
| Cl6-BZ#138 | 5.44 | | ug/kg | 0.192 | 0.096 | 1 |
| Cl6-BZ#163/#160 | 1.61 | | ug/kg | 0.384 | 0.192 | 1 |
| Cl6-BZ#129/#158 | 0.868 | | ug/kg | 0.384 | 0.192 | 1 |
| Cl7-BZ#182/#175 | ND | | ug/kg | 0.384 | 0.192 | 1 |
| Cl7-BZ#187 | 0.909 | | ug/kg | 0.192 | 0.096 | 1 |
| Cl7-BZ#183 | 0.416 | | ug/kg | 0.192 | 0.096 | 1 |
| Cl6-BZ#166 | ND | | ug/kg | 0.192 | 0.096 | 1 |
| Cl6-BZ#159 | ND | | ug/kg | 0.192 | 0.096 | 1 |
| Cl5-BZ#126 | ND | | ug/kg | 0.192 | 0.096 | 1 |
| Cl7-BZ#185 | ND | | ug/kg | 0.192 | 0.096 | 1 |
| Cl6-BZ#162 | ND | | ug/kg | 0.192 | 0.096 | 1 |
| Cl7-BZ#174 | 0.348 | | ug/kg | 0.192 | 0.096 | 1 |
| Cl6-BZ#128 | 1.50 | | ug/kg | 0.192 | 0.096 | 1 |
| Cl8-BZ#202 | ND | | ug/kg | 0.192 | 0.096 | 1 |
| Cl6-BZ#167 | 0.441 | | ug/kg | 0.192 | 0.096 | 1 |
| Cl7-BZ#181 | ND | | ug/kg | 0.192 | 0.096 | 1 |
| Cl7-BZ#177 | 0.476 | | ug/kg | 0.192 | 0.096 | 1 |
| Cl8-BZ#204/#200-CAL | ND | | ug/kg | 0.384 | 0.192 | 1 |
| Cl7-BZ#171 | 0.373 | | ug/kg | 0.192 | 0.096 | 1 |
| Cl7-BZ#173 | ND | | ug/kg | 0.192 | 0.096 | 1 |
| Cl8-BZ#197 | ND | | ug/kg | 0.192 | 0.096 | 1 |
| Cl7-BZ#172 | ND | | ug/kg | 0.192 | 0.096 | 1 |
| Cl7-BZ#192 | ND | | ug/kg | 0.192 | 0.096 | 1 |
| Cl6-BZ#156 | 0.937 | | ug/kg | 0.192 | 0.096 | 1 |
| Cl6-BZ#157 | 0.489 | | ug/kg | 0.192 | 0.096 | 1 |
| Cl7-BZ#180 | 0.883 | | ug/kg | 0.192 | 0.096 | 1 |
| Cl7-BZ#193 | 0.195 | | ug/kg | 0.192 | 0.096 | 1 |
| Cl8-BZ#199 | ND | | ug/kg | 0.192 | 0.096 | 1 |
| Cl7-BZ#191 | ND | | ug/kg | 0.192 | 0.096 | 1 |
| Cl8-BZ#198 | ND | | ug/kg | 0.192 | 0.096 | 1 |
| Cl8-BZ#201 | ND | | ug/kg | 0.192 | 0.096 | 1 |
| Cl7-BZ#170 | 0.835 | | ug/kg | 0.192 | 0.096 | 1 |
| Cl7-BZ#190 | ND | | ug/kg | 0.192 | 0.096 | 1 |
| Cl8-BZ#196 | ND | | ug/kg | 0.192 | 0.096 | 1 |

**Project Name:** NEW BEDFORD HARBOR-LTM **Lab Number:** L2040666

**Project Number:** 60597627 **Report Date:** 10/16/20

## SAMPLE RESULTS

Lab ID: L2040666-03 Date Collected: 09/24/20 15:32

Client ID: S-339-20FSP20-01 Date Received: 09/25/20

Sample Location: NEW BEDFORD, MA Field Prep: Not Specified

Sample Depth:

| Parameter | Result | Qualifier | Units | RL | MDL | Dilution Factor |
|---|---|---|---|---|---|---|
| PCB Congeners/Homologs - Mansfield Lab | | | | | | |
| Cl8-BZ#203 | ND | | ug/kg | 0.192 | 0.096 | 1 |
| Cl6-BZ#169 | ND | | ug/kg | 0.192 | 0.096 | 1 |
| Cl9-BZ#208 | ND | | ug/kg | 0.192 | 0.096 | 1 |
| Cl9-BZ#207 | ND | | ug/kg | 0.192 | 0.096 | 1 |
| Cl7-BZ#189 | ND | | ug/kg | 0.192 | 0.096 | 1 |
| Cl8-BZ#195 | ND | | ug/kg | 0.192 | 0.096 | 1 |
| Cl8-BZ#194 | ND | | ug/kg | 0.192 | 0.096 | 1 |
| Cl8-BZ#205 | ND | | ug/kg | 0.192 | 0.096 | 1 |
| Cl9-BZ#206-Cal/RTW | ND | | ug/kg | 0.192 | 0.096 | 1 |
| Cl10-BZ#209-Cal/RTW | ND | | ug/kg | 0.192 | 0.096 | 1 |
| Monochlorobiphenyls | 0.484 | | ug/kg | 0.192 | 0.096 | 1 |
| Dichlorobiphenyls | 6.20 | | ug/kg | 0.192 | 0.096 | 1 |
| Trichlorobiphenyls | 19.9 | | ug/kg | 0.192 | 0.096 | 1 |
| Tetrachlorobiphenyls | 32.2 | | ug/kg | 0.192 | 0.096 | 1 |
| Pentachlorobiphenyls | 42.8 | | ug/kg | 0.192 | 0.096 | 1 |
| Hexachlorobiphenyls | 29.7 | | ug/kg | 0.192 | 0.096 | 1 |
| Heptachlorobiphenyls | 5.02 | | ug/kg | 0.192 | 0.096 | 1 |
| Octachlorobiphenyls | ND | | ug/kg | 0.192 | 0.096 | 1 |
| Nonachlorobiphenyls | ND | | ug/kg | 0.192 | 0.096 | 1 |
| Decachlorobiphenyl | ND | | ug/kg | 0.192 | 0.096 | 1 |
| Total PCB | 136 | | ug/kg | 0.192 | NA | 1 |

| Surrogate | % Recovery | Qualifier | Acceptance Criteria |
|---|---|---|---|
| Cl3-BZ#19-C13 (surr) | 86 | | 50-125 |
| Cl8-BZ#202-C13 (surr) | 94 | | 50-125 |

**Project Name:** NEW BEDFORD HARBOR-LTM **Lab Number:** L2040666

**Project Number:** 60597627 **Report Date:** 10/16/20

## SAMPLE RESULTS

Lab ID: L2040666-04
Client ID: S-341-20FSP20-01
Sample Location: NEW BEDFORD, MA

Date Collected: 09/24/20 09:24
Date Received: 09/25/20
Field Prep: Not Specified

Sample Depth:
Matrix: Sediment
Analytical Method: 105,8270D-SIM/680(M)
Analytical Date: 10/12/20 23:34
Analyst: MJS
Percent Solids: 99%

Extraction Method: EPA 3570
Extraction Date: 09/30/20 21:35
Cleanup Method: EPA 3630
Cleanup Date: 10/06/20

| Parameter | Result | Qualifier | Units | RL | MDL | Dilution Factor |
|---|---|---|---|---|---|---|
| PCB Congeners/Homologs - Mansfield Lab | | | | | | |
| Cl1-BZ#1-Cal/RTW | ND | | ug/kg | 0.189 | 0.094 | 1 |
| Cl1-BZ#2 | ND | | ug/kg | 0.189 | 0.094 | 1 |
| Cl1-BZ#3 | ND | | ug/kg | 0.189 | 0.094 | 1 |
| Cl2-BZ#4/#10 | ND | | ug/kg | 0.377 | 0.189 | 1 |
| Cl2-BZ#9 | ND | | ug/kg | 0.189 | 0.094 | 1 |
| Cl2-BZ#7 | ND | | ug/kg | 0.189 | 0.094 | 1 |
| Cl2-BZ#6 | 0.117 | J | ug/kg | 0.189 | 0.094 | 1 |
| Cl2-BZ#5 | ND | | ug/kg | 0.189 | 0.094 | 1 |
| Cl2-BZ#8 | 0.347 | | ug/kg | 0.189 | 0.094 | 1 |
| Cl3-BZ#19 | ND | | ug/kg | 0.189 | 0.094 | 1 |
| Cl2-BZ#14 | ND | | ug/kg | 0.189 | 0.094 | 1 |
| Cl3-BZ#30 | ND | | ug/kg | 0.189 | 0.094 | 1 |
| Cl3-BZ#18 | 0.259 | | ug/kg | 0.189 | 0.094 | 1 |
| Cl2-BZ#11 | 0.158 | J | ug/kg | 0.189 | 0.094 | 1 |
| Cl3-BZ#17 | 0.154 | J | ug/kg | 0.189 | 0.094 | 1 |
| Cl2-BZ#12 | ND | | ug/kg | 0.189 | 0.094 | 1 |
| Cl3-BZ#27 | ND | | ug/kg | 0.189 | 0.094 | 1 |
| Cl2-BZ#13 | ND | | ug/kg | 0.377 | 0.189 | 1 |
| Cl3-BZ#24 | ND | | ug/kg | 0.189 | 0.094 | 1 |
| Cl3-BZ#16 | ND | | ug/kg | 0.189 | 0.094 | 1 |
| Cl3-BZ#32 | 0.186 | J | ug/kg | 0.189 | 0.094 | 1 |
| Cl2-BZ#15 | 0.354 | | ug/kg | 0.189 | 0.094 | 1 |
| Cl3-BZ#34 | ND | | ug/kg | 0.189 | 0.094 | 1 |
| Cl3-BZ#23 | ND | | ug/kg | 0.189 | 0.094 | 1 |
| Cl4-BZ#54 | ND | | ug/kg | 0.189 | 0.094 | 1 |
| Cl3-BZ#29-Cal | ND | | ug/kg | 0.189 | 0.094 | 1 |
| Cl4-BZ#50-Cal | ND | | ug/kg | 0.189 | 0.094 | 1 |
| Cl3-BZ#26 | 0.249 | | ug/kg | 0.189 | 0.094 | 1 |

**Project Name:** NEW BEDFORD HARBOR-LTM **Lab Number:** L2040666

**Project Number:** 60597627 **Report Date:** 10/16/20

## SAMPLE RESULTS

Lab ID: L2040666-04 Date Collected: 09/24/20 09:24

Client ID: S-341-20FSP20-01 Date Received: 09/25/20

Sample Location: NEW BEDFORD, MA Field Prep: Not Specified

Sample Depth:

| Parameter | Result | Qualifier | Units | RL | MDL | Dilution Factor |
|---|---|---|---|---|---|---|
| PCB Congeners/Homologs - Mansfield Lab | | | | | | |
| Cl3-BZ#25 | 0.230 | | ug/kg | 0.189 | 0.094 | 1 |
| Cl4-BZ#53 | 0.150 | J | ug/kg | 0.189 | 0.094 | 1 |
| Cl3-BZ#-31 | 0.639 | | ug/kg | 0.189 | 0.094 | 1 |
| Cl3-BZ#28 | 0.857 | | ug/kg | 0.189 | 0.094 | 1 |
| Cl3-BZ#33 | 0.210 | | ug/kg | 0.189 | 0.094 | 1 |
| Cl4-BZ#51 | 0.099 | J | ug/kg | 0.189 | 0.094 | 1 |
| Cl3-BZ#21/#20 | ND | | ug/kg | 0.377 | 0.189 | 1 |
| Cl4-BZ#45 | ND | | ug/kg | 0.189 | 0.094 | 1 |
| Cl3-BZ#22 | 0.214 | | ug/kg | 0.189 | 0.094 | 1 |
| Cl4-BZ#73/#46 | ND | | ug/kg | 0.377 | 0.189 | 1 |
| Cl4-BZ#69 | ND | | ug/kg | 0.189 | 0.094 | 1 |
| Cl4-BZ#43 | ND | | ug/kg | 0.189 | 0.094 | 1 |
| Cl3-BZ#36 | ND | | ug/kg | 0.189 | 0.094 | 1 |
| Cl4-BZ#52 | 0.521 | | ug/kg | 0.189 | 0.094 | 1 |
| Cl4-BZ#48 | ND | | ug/kg | 0.189 | 0.094 | 1 |
| Cl4-BZ#49 | 0.721 | | ug/kg | 0.189 | 0.094 | 1 |
| Cl5-BZ#104 | ND | | ug/kg | 0.189 | 0.094 | 1 |
| Cl4-BZ#47 | 0.331 | | ug/kg | 0.189 | 0.094 | 1 |
| Cl4-BZ#65/#75/#62 | ND | | ug/kg | 0.566 | 0.283 | 1 |
| Cl3-BZ#39 | ND | | ug/kg | 0.189 | 0.094 | 1 |
| Cl3-BZ#38 | ND | | ug/kg | 0.189 | 0.094 | 1 |
| Cl4-BZ#44 | 0.305 | | ug/kg | 0.189 | 0.094 | 1 |
| Cl4-BZ#59 | ND | | ug/kg | 0.189 | 0.094 | 1 |
| Cl4-BZ#42 | 0.187 | J | ug/kg | 0.189 | 0.094 | 1 |
| Cl4-BZ#71 | 0.192 | | ug/kg | 0.189 | 0.094 | 1 |
| Cl3-BZ#35 | ND | | ug/kg | 0.189 | 0.094 | 1 |
| Cl4-BZ#41 | ND | | ug/kg | 0.189 | 0.094 | 1 |
| Cl4-BZ#72 | ND | | ug/kg | 0.189 | 0.094 | 1 |
| Cl5-BZ#96 | ND | | ug/kg | 0.189 | 0.094 | 1 |
| Cl5-BZ#103 | ND | | ug/kg | 0.189 | 0.094 | 1 |
| Cl4-BZ#68/#64 | 0.204 | J | ug/kg | 0.377 | 0.189 | 1 |
| Cl4-BZ#40 | ND | | ug/kg | 0.189 | 0.094 | 1 |
| Cl3-BZ#37 | 0.315 | | ug/kg | 0.189 | 0.094 | 1 |
| Cl5-BZ#100 | ND | | ug/kg | 0.189 | 0.094 | 1 |
| Cl5-BZ#94 | ND | | ug/kg | 0.189 | 0.094 | 1 |
| Cl4-BZ#57 | ND | | ug/kg | 0.189 | 0.094 | 1 |
| Cl4-BZ#67/#58 | ND | | ug/kg | 0.377 | 0.189 | 1 |

**Project Name:** NEW BEDFORD HARBOR-LTM **Lab Number:** L2040666

**Project Number:** 60597627 **Report Date:** 10/16/20

## SAMPLE RESULTS

Lab ID: L2040666-04 Date Collected: 09/24/20 09:24

Client ID: S-341-20FSP20-01 Date Received: 09/25/20

Sample Location: NEW BEDFORD, MA Field Prep: Not Specified

Sample Depth:

| Parameter | Result | Qualifier | Units | RL | MDL | Dilution Factor |
|---|---|---|---|---|---|---|
| PCB Congeners/Homologs - Mansfield Lab | | | | | | |
| Cl5-BZ#102 | ND | | ug/kg | 0.189 | 0.094 | 1 |
| Cl4-BZ#61 | ND | | ug/kg | 0.189 | 0.094 | 1 |
| Cl5-BZ#98 | ND | | ug/kg | 0.189 | 0.094 | 1 |
| Cl4-BZ#76 | ND | | ug/kg | 0.189 | 0.094 | 1 |
| Cl5-BZ#93 | ND | | ug/kg | 0.189 | 0.094 | 1 |
| Cl4-BZ#63 | 0.111 | J | ug/kg | 0.189 | 0.094 | 1 |
| Cl5-BZ#121/#95/#88 | 0.413 | J | ug/kg | 0.566 | 0.283 | 1 |
| Cl4-BZ#74 | 0.341 | | ug/kg | 0.189 | 0.094 | 1 |
| Cl6-BZ#155 | ND | | ug/kg | 0.189 | 0.094 | 1 |
| Cl4-BZ#70 | 0.690 | | ug/kg | 0.189 | 0.094 | 1 |
| Cl5-BZ#91 | ND | | ug/kg | 0.189 | 0.094 | 1 |
| Cl4-BZ#66 | 0.935 | | ug/kg | 0.189 | 0.094 | 1 |
| Cl4-BZ#80 | ND | | ug/kg | 0.189 | 0.094 | 1 |
| Cl4-BZ#55 | ND | | ug/kg | 0.189 | 0.094 | 1 |
| Cl5-BZ#92 | 0.214 | | ug/kg | 0.189 | 0.094 | 1 |
| Cl5-BZ#89/#84 | ND | | ug/kg | 0.377 | 0.189 | 1 |
| Cl5-BZ#101/#90 | 0.926 | | ug/kg | 0.377 | 0.189 | 1 |
| Cl4-BZ#56 | 0.245 | | ug/kg | 0.189 | 0.094 | 1 |
| Cl5-BZ#113 | ND | | ug/kg | 0.189 | 0.094 | 1 |
| Cl5-BZ#99 | 0.812 | | ug/kg | 0.189 | 0.094 | 1 |
| Cl6-BZ#150 | ND | | ug/kg | 0.189 | 0.094 | 1 |
| Cl4-BZ#60 | 0.155 | J | ug/kg | 0.189 | 0.094 | 1 |
| Cl6-BZ#152 | ND | | ug/kg | 0.189 | 0.094 | 1 |
| Cl5-BZ#119 | ND | | ug/kg | 0.189 | 0.094 | 1 |
| Cl5-BZ#83/#125/#112 | ND | | ug/kg | 0.566 | 0.283 | 1 |
| Cl5-BZ#86/#109 | ND | | ug/kg | 0.377 | 0.189 | 1 |
| Cl6-BZ#145 | ND | | ug/kg | 0.189 | 0.094 | 1 |
| Cl5-BZ#97 | 0.537 | | ug/kg | 0.189 | 0.094 | 1 |
| Cl6-BZ#148 | ND | | ug/kg | 0.189 | 0.094 | 1 |
| Cl4-BZ#79 | ND | | ug/kg | 0.189 | 0.094 | 1 |
| Cl5-BZ#116 | ND | | ug/kg | 0.189 | 0.094 | 1 |
| Cl6-BZ#154-Cal | ND | | ug/kg | 0.189 | 0.094 | 1 |
| Cl4-BZ#78 | ND | | ug/kg | 0.189 | 0.094 | 1 |
| Cl5-BZ#87/#111 | ND | | ug/kg | 0.377 | 0.189 | 1 |
| Cl6-BZ#136 | ND | | ug/kg | 0.189 | 0.094 | 1 |
| Cl5-BZ#117 | ND | | ug/kg | 0.189 | 0.094 | 1 |
| Cl5-BZ#115 | ND | | ug/kg | 0.189 | 0.094 | 1 |

**Project Name:** NEW BEDFORD HARBOR-LTM **Lab Number:** L2040666

**Project Number:** 60597627 **Report Date:** 10/16/20

## SAMPLE RESULTS

Lab ID: L2040666-04 Date Collected: 09/24/20 09:24

Client ID: S-341-20FSP20-01 Date Received: 09/25/20

Sample Location: NEW BEDFORD, MA Field Prep: Not Specified

Sample Depth:

| Parameter | Result | Qualifier | Units | RL | MDL | Dilution Factor |
|---|---|---|---|---|---|---|
| PCB Congeners/Homologs - Mansfield Lab | | | | | | |
| Cl5-BZ#85 | ND | | ug/kg | 0.189 | 0.094 | 1 |
| Cl5-BZ#120 | ND | | ug/kg | 0.189 | 0.094 | 1 |
| Cl5-BZ#110 | 0.955 | | ug/kg | 0.189 | 0.094 | 1 |
| Cl4-BZ#81 | ND | | ug/kg | 0.189 | 0.094 | 1 |
| Cl6-BZ#151 | ND | | ug/kg | 0.189 | 0.094 | 1 |
| Cl6-BZ#135 | 0.113 | J | ug/kg | 0.189 | 0.094 | 1 |
| Cl5-BZ#82 | ND | | ug/kg | 0.189 | 0.094 | 1 |
| Cl6-BZ#144 | ND | | ug/kg | 0.189 | 0.094 | 1 |
| Cl6-BZ#147/#149 | 0.618 | | ug/kg | 0.377 | 0.189 | 1 |
| Cl4-BZ#77 | 0.137 | J | ug/kg | 0.189 | 0.094 | 1 |
| Cl6-BZ#143/#139 | ND | | ug/kg | 0.377 | 0.189 | 1 |
| Cl5-BZ#124 | ND | | ug/kg | 0.189 | 0.094 | 1 |
| Cl6-BZ#140 | ND | | ug/kg | 0.189 | 0.094 | 1 |
| Cl5-BZ#108 | ND | | ug/kg | 0.189 | 0.094 | 1 |
| Cl5-BZ#107/#123 | 0.217 | J | ug/kg | 0.377 | 0.189 | 1 |
| Cl7-BZ#188-Cal/RTW | ND | | ug/kg | 0.189 | 0.094 | 1 |
| Cl6-BZ#134 | ND | | ug/kg | 0.189 | 0.094 | 1 |
| Cl5-BZ#106 | ND | | ug/kg | 0.189 | 0.094 | 1 |
| Cl6-BZ#133 | ND | | ug/kg | 0.189 | 0.094 | 1 |
| Cl6-BZ#142 | ND | | ug/kg | 0.189 | 0.094 | 1 |
| Cl5-BZ#118 | 1.54 | | ug/kg | 0.189 | 0.094 | 1 |
| Cl6-BZ#131 | ND | | ug/kg | 0.189 | 0.094 | 1 |
| Cl7-BZ#184 | ND | | ug/kg | 0.189 | 0.094 | 1 |
| Cl6-BZ#165 | ND | | ug/kg | 0.189 | 0.094 | 1 |
| Cl6-BZ#146 | 0.259 | | ug/kg | 0.189 | 0.094 | 1 |
| Cl6-BZ#161 | ND | | ug/kg | 0.189 | 0.094 | 1 |
| Cl5-BZ#122 | ND | | ug/kg | 0.189 | 0.094 | 1 |
| Cl6-BZ#168 | ND | | ug/kg | 0.189 | 0.094 | 1 |
| Cl5-BZ#114 | ND | | ug/kg | 0.189 | 0.094 | 1 |
| Cl6-BZ#153 | 1.08 | | ug/kg | 0.189 | 0.094 | 1 |
| Cl6-BZ#132 | 0.236 | | ug/kg | 0.189 | 0.094 | 1 |
| Cl7-BZ#179 | ND | | ug/kg | 0.189 | 0.094 | 1 |
| Cl6-BZ#141 | ND | | ug/kg | 0.189 | 0.094 | 1 |
| Cl7-BZ#176 | ND | | ug/kg | 0.189 | 0.094 | 1 |
| Cl5-BZ#105 | 0.424 | | ug/kg | 0.189 | 0.094 | 1 |
| Cl6-BZ#137 | ND | | ug/kg | 0.189 | 0.094 | 1 |
| Cl5-BZ#127 | ND | | ug/kg | 0.189 | 0.094 | 1 |

**Project Name:** NEW BEDFORD HARBOR-LTM **Lab Number:** L2040666

**Project Number:** 60597627 **Report Date:** 10/16/20

## SAMPLE RESULTS

Lab ID: L2040666-04 Date Collected: 09/24/20 09:24

Client ID: S-341-20FSP20-01 Date Received: 09/25/20

Sample Location: NEW BEDFORD, MA Field Prep: Not Specified

Sample Depth:

| Parameter | Result | Qualifier | Units | RL | MDL | Dilution Factor |
|---|---|---|---|---|---|---|
| PCB Congeners/Homologs - Mansfield Lab | | | | | | |
| Cl7-BZ#186 | ND | | ug/kg | 0.189 | 0.094 | 1 |
| Cl6-BZ#130/#164 | 0.198 | J | ug/kg | 0.377 | 0.189 | 1 |
| Cl7-BZ#178 | ND | | ug/kg | 0.189 | 0.094 | 1 |
| Cl6-BZ#138 | 0.876 | | ug/kg | 0.189 | 0.094 | 1 |
| Cl6-BZ#163/#160 | 0.278 | J | ug/kg | 0.377 | 0.189 | 1 |
| Cl6-BZ#129/#158 | ND | | ug/kg | 0.377 | 0.189 | 1 |
| Cl7-BZ#182/#175 | ND | | ug/kg | 0.377 | 0.189 | 1 |
| Cl7-BZ#187 | ND | | ug/kg | 0.189 | 0.094 | 1 |
| Cl7-BZ#183 | ND | | ug/kg | 0.189 | 0.094 | 1 |
| Cl6-BZ#166 | ND | | ug/kg | 0.189 | 0.094 | 1 |
| Cl6-BZ#159 | ND | | ug/kg | 0.189 | 0.094 | 1 |
| Cl5-BZ#126 | ND | | ug/kg | 0.189 | 0.094 | 1 |
| Cl7-BZ#185 | ND | | ug/kg | 0.189 | 0.094 | 1 |
| Cl6-BZ#162 | ND | | ug/kg | 0.189 | 0.094 | 1 |
| Cl7-BZ#174 | ND | | ug/kg | 0.189 | 0.094 | 1 |
| Cl6-BZ#128 | 0.311 | | ug/kg | 0.189 | 0.094 | 1 |
| Cl8-BZ#202 | ND | | ug/kg | 0.189 | 0.094 | 1 |
| Cl6-BZ#167 | ND | | ug/kg | 0.189 | 0.094 | 1 |
| Cl7-BZ#181 | ND | | ug/kg | 0.189 | 0.094 | 1 |
| Cl7-BZ#177 | 0.210 | | ug/kg | 0.189 | 0.094 | 1 |
| Cl8-BZ#204/#200-CAL | ND | | ug/kg | 0.377 | 0.189 | 1 |
| Cl7-BZ#171 | ND | | ug/kg | 0.189 | 0.094 | 1 |
| Cl7-BZ#173 | ND | | ug/kg | 0.189 | 0.094 | 1 |
| Cl8-BZ#197 | ND | | ug/kg | 0.189 | 0.094 | 1 |
| Cl7-BZ#172 | ND | | ug/kg | 0.189 | 0.094 | 1 |
| Cl7-BZ#192 | ND | | ug/kg | 0.189 | 0.094 | 1 |
| Cl6-BZ#156 | 0.160 | J | ug/kg | 0.189 | 0.094 | 1 |
| Cl6-BZ#157 | ND | | ug/kg | 0.189 | 0.094 | 1 |
| Cl7-BZ#180 | 0.178 | J | ug/kg | 0.189 | 0.094 | 1 |
| Cl7-BZ#193 | ND | | ug/kg | 0.189 | 0.094 | 1 |
| Cl8-BZ#199 | ND | | ug/kg | 0.189 | 0.094 | 1 |
| Cl7-BZ#191 | ND | | ug/kg | 0.189 | 0.094 | 1 |
| Cl8-BZ#198 | ND | | ug/kg | 0.189 | 0.094 | 1 |
| Cl8-BZ#201 | ND | | ug/kg | 0.189 | 0.094 | 1 |
| Cl7-BZ#170 | 0.237 | | ug/kg | 0.189 | 0.094 | 1 |
| Cl7-BZ#190 | ND | | ug/kg | 0.189 | 0.094 | 1 |
| Cl8-BZ#196 | ND | | ug/kg | 0.189 | 0.094 | 1 |

**Project Name:** NEW BEDFORD HARBOR-LTM **Lab Number:** L2040666

**Project Number:** 60597627 **Report Date:** 10/16/20

## SAMPLE RESULTS

Lab ID: L2040666-04 Date Collected: 09/24/20 09:24

Client ID: S-341-20FSP20-01 Date Received: 09/25/20

Sample Location: NEW BEDFORD, MA Field Prep: Not Specified

Sample Depth:

| Parameter | Result | Qualifier | Units | RL | MDL | Dilution Factor |
|---|---|---|---|---|---|---|
| PCB Congeners/Homologs - Mansfield Lab | | | | | | |
| Cl8-BZ#203 | ND | | ug/kg | 0.189 | 0.094 | 1 |
| Cl6-BZ#169 | ND | | ug/kg | 0.189 | 0.094 | 1 |
| Cl9-BZ#208 | ND | | ug/kg | 0.189 | 0.094 | 1 |
| Cl9-BZ#207 | ND | | ug/kg | 0.189 | 0.094 | 1 |
| Cl7-BZ#189 | ND | | ug/kg | 0.189 | 0.094 | 1 |
| Cl8-BZ#195 | ND | | ug/kg | 0.189 | 0.094 | 1 |
| Cl8-BZ#194 | ND | | ug/kg | 0.189 | 0.094 | 1 |
| Cl8-BZ#205 | ND | | ug/kg | 0.189 | 0.094 | 1 |
| Cl9-BZ#206-Cal/RTW | ND | | ug/kg | 0.189 | 0.094 | 1 |
| Cl10-BZ#209-Cal/RTW | ND | | ug/kg | 0.189 | 0.094 | 1 |
| Monochlorobiphenyls | ND | | ug/kg | 0.189 | 0.094 | 1 |
| Dichlorobiphenyls | 0.976 | | ug/kg | 0.189 | 0.094 | 1 |
| Trichlorobiphenyls | 3.31 | | ug/kg | 0.189 | 0.094 | 1 |
| Tetrachlorobiphenyls | 5.32 | | ug/kg | 0.189 | 0.094 | 1 |
| Pentachlorobiphenyls | 6.04 | | ug/kg | 0.189 | 0.094 | 1 |
| Hexachlorobiphenyls | 4.13 | | ug/kg | 0.189 | 0.094 | 1 |
| Heptachlorobiphenyls | 0.625 | | ug/kg | 0.189 | 0.094 | 1 |
| Octachlorobiphenyls | ND | | ug/kg | 0.189 | 0.094 | 1 |
| Nonachlorobiphenyls | ND | | ug/kg | 0.189 | 0.094 | 1 |
| Decachlorobiphenyl | ND | | ug/kg | 0.189 | 0.094 | 1 |
| Total PCB | 20.4 | | ug/kg | 0.189 | NA | 1 |

| Surrogate | % Recovery | Qualifier | Acceptance Criteria |
|---|---|---|---|
| Cl3-BZ#19-C13 (surr) | 82 | | 50-125 |
| Cl8-BZ#202-C13 (surr) | 87 | | 50-125 |

**Project Name:** NEW BEDFORD HARBOR-LTM
**Project Number:** 60597627
**Lab Number:** L2040666
**Report Date:** 10/16/20

## SAMPLE RESULTS

Lab ID: L2040666-05
Client ID: S-345-20FSP20-01
Sample Location: NEW BEDFORD, MA

Date Collected: 09/24/20 14:05
Date Received: 09/25/20
Field Prep: Not Specified

Sample Depth:
Matrix: Sediment
Analytical Method: 105,8270D-SIM/680(M)
Analytical Date: 10/13/20 03:19
Analyst: MJS
Percent Solids: 97%

Extraction Method: EPA 3570
Extraction Date: 09/30/20 21:35
Cleanup Method: EPA 3630
Cleanup Date: 10/06/20

| Parameter | Result | Qualifier | Units | RL | MDL | Dilution Factor |
|---|---|---|---|---|---|---|
| PCB Congeners/Homologs - Mansfield Lab | | | | | | |
| Cl1-BZ#1-Cal/RTW | 0.307 | | ug/kg | 0.201 | 0.101 | 1 |
| Cl1-BZ#2 | 0.112 | J | ug/kg | 0.201 | 0.101 | 1 |
| Cl1-BZ#3 | ND | | ug/kg | 0.201 | 0.101 | 1 |
| Cl2-BZ#4/#10 | 0.346 | J | ug/kg | 0.403 | 0.201 | 1 |
| Cl2-BZ#9 | ND | | ug/kg | 0.201 | 0.101 | 1 |
| Cl2-BZ#7 | 0.128 | J | ug/kg | 0.201 | 0.101 | 1 |
| Cl2-BZ#6 | 0.556 | | ug/kg | 0.201 | 0.101 | 1 |
| Cl2-BZ#5 | ND | | ug/kg | 0.201 | 0.101 | 1 |
| Cl2-BZ#8 | 1.71 | | ug/kg | 0.201 | 0.101 | 1 |
| Cl3-BZ#19 | 0.165 | J | ug/kg | 0.201 | 0.101 | 1 |
| Cl2-BZ#14 | ND | | ug/kg | 0.201 | 0.101 | 1 |
| Cl3-BZ#30 | ND | | ug/kg | 0.201 | 0.101 | 1 |
| Cl3-BZ#18 | 1.03 | | ug/kg | 0.201 | 0.101 | 1 |
| Cl2-BZ#11 | 0.584 | | ug/kg | 0.201 | 0.101 | 1 |
| Cl3-BZ#17 | 0.790 | | ug/kg | 0.201 | 0.101 | 1 |
| Cl2-BZ#12 | 0.153 | J | ug/kg | 0.201 | 0.101 | 1 |
| Cl3-BZ#27 | 0.202 | | ug/kg | 0.201 | 0.101 | 1 |
| Cl2-BZ#13 | 0.234 | J | ug/kg | 0.403 | 0.201 | 1 |
| Cl3-BZ#24 | ND | | ug/kg | 0.201 | 0.101 | 1 |
| Cl3-BZ#16 | 0.266 | | ug/kg | 0.201 | 0.101 | 1 |
| Cl3-BZ#32 | 0.904 | | ug/kg | 0.201 | 0.101 | 1 |
| Cl2-BZ#15 | 1.42 | | ug/kg | 0.201 | 0.101 | 1 |
| Cl3-BZ#34 | ND | | ug/kg | 0.201 | 0.101 | 1 |
| Cl3-BZ#23 | ND | | ug/kg | 0.201 | 0.101 | 1 |
| Cl4-BZ#54 | ND | | ug/kg | 0.201 | 0.101 | 1 |
| Cl3-BZ#29-Cal | ND | | ug/kg | 0.201 | 0.101 | 1 |
| Cl4-BZ#50-Cal | ND | | ug/kg | 0.201 | 0.101 | 1 |
| Cl3-BZ#26 | 1.07 | | ug/kg | 0.201 | 0.101 | 1 |

**Project Name:** NEW BEDFORD HARBOR-LTM **Lab Number:** L2040666

**Project Number:** 60597627 **Report Date:** 10/16/20

## SAMPLE RESULTS

Lab ID: L2040666-05 Date Collected: 09/24/20 14:05

Client ID: S-345-20FSP20-01 Date Received: 09/25/20

Sample Location: NEW BEDFORD, MA Field Prep: Not Specified

Sample Depth:

| Parameter | Result | Qualifier | Units | RL | MDL | Dilution Factor |
|---|---|---|---|---|---|---|
| PCB Congeners/Homologs - Mansfield Lab | | | | | | |
| Cl3-BZ#25 | 0.907 | | ug/kg | 0.201 | 0.101 | 1 |
| Cl4-BZ#53 | 0.648 | | ug/kg | 0.201 | 0.101 | 1 |
| Cl3-BZ#-31 | 2.65 | | ug/kg | 0.201 | 0.101 | 1 |
| Cl3-BZ#28 | 4.12 | | ug/kg | 0.201 | 0.101 | 1 |
| Cl3-BZ#33 | 0.962 | | ug/kg | 0.201 | 0.101 | 1 |
| Cl4-BZ#51 | 0.242 | | ug/kg | 0.201 | 0.101 | 1 |
| Cl3-BZ#21/#20 | ND | | ug/kg | 0.403 | 0.201 | 1 |
| Cl4-BZ#45 | 0.207 | | ug/kg | 0.201 | 0.101 | 1 |
| Cl3-BZ#22 | 0.897 | | ug/kg | 0.201 | 0.101 | 1 |
| Cl4-BZ#73/#46 | 0.239 | J | ug/kg | 0.403 | 0.201 | 1 |
| Cl4-BZ#69 | ND | | ug/kg | 0.201 | 0.101 | 1 |
| Cl4-BZ#43 | ND | | ug/kg | 0.201 | 0.101 | 1 |
| Cl3-BZ#36 | ND | | ug/kg | 0.201 | 0.101 | 1 |
| Cl4-BZ#52 | 2.88 | | ug/kg | 0.201 | 0.101 | 1 |
| Cl4-BZ#48 | 0.337 | | ug/kg | 0.201 | 0.101 | 1 |
| Cl4-BZ#49 | 3.35 | | ug/kg | 0.201 | 0.101 | 1 |
| Cl5-BZ#104 | ND | | ug/kg | 0.201 | 0.101 | 1 |
| Cl4-BZ#47 | 1.25 | | ug/kg | 0.201 | 0.101 | 1 |
| Cl4-BZ#65/#75/#62 | ND | | ug/kg | 0.604 | 0.302 | 1 |
| Cl3-BZ#39 | ND | | ug/kg | 0.201 | 0.101 | 1 |
| Cl3-BZ#38 | ND | | ug/kg | 0.201 | 0.101 | 1 |
| Cl4-BZ#44 | 1.24 | | ug/kg | 0.201 | 0.101 | 1 |
| Cl4-BZ#59 | 0.189 | J | ug/kg | 0.201 | 0.101 | 1 |
| Cl4-BZ#42 | 0.711 | | ug/kg | 0.201 | 0.101 | 1 |
| Cl4-BZ#71 | 0.867 | | ug/kg | 0.201 | 0.101 | 1 |
| Cl3-BZ#35 | 0.156 | J | ug/kg | 0.201 | 0.101 | 1 |
| Cl4-BZ#41 | ND | | ug/kg | 0.201 | 0.101 | 1 |
| Cl4-BZ#72 | 0.165 | J | ug/kg | 0.201 | 0.101 | 1 |
| Cl5-BZ#96 | ND | | ug/kg | 0.201 | 0.101 | 1 |
| Cl5-BZ#103 | 0.204 | | ug/kg | 0.201 | 0.101 | 1 |
| Cl4-BZ#68/#64 | 0.839 | | ug/kg | 0.403 | 0.201 | 1 |
| Cl4-BZ#40 | 0.339 | | ug/kg | 0.201 | 0.101 | 1 |
| Cl3-BZ#37 | 1.23 | | ug/kg | 0.201 | 0.101 | 1 |
| Cl5-BZ#100 | ND | | ug/kg | 0.201 | 0.101 | 1 |
| Cl5-BZ#94 | ND | | ug/kg | 0.201 | 0.101 | 1 |
| Cl4-BZ#57 | ND | | ug/kg | 0.201 | 0.101 | 1 |
| Cl4-BZ#67/#58 | 0.330 | J | ug/kg | 0.403 | 0.201 | 1 |

**Project Name:** NEW BEDFORD HARBOR-LTM **Lab Number:** L2040666

**Project Number:** 60597627 **Report Date:** 10/16/20

## SAMPLE RESULTS

Lab ID: L2040666-05 Date Collected: 09/24/20 14:05

Client ID: S-345-20FSP20-01 Date Received: 09/25/20

Sample Location: NEW BEDFORD, MA Field Prep: Not Specified

Sample Depth:

| Parameter | Result | Qualifier | Units | RL | MDL | Dilution Factor |
|---|---|---|---|---|---|---|
| PCB Congeners/Homologs - Mansfield Lab | | | | | | |
| Cl5-BZ#102 | 0.505 | | ug/kg | 0.201 | 0.101 | 1 |
| Cl4-BZ#61 | ND | | ug/kg | 0.201 | 0.101 | 1 |
| Cl5-BZ#98 | ND | | ug/kg | 0.201 | 0.101 | 1 |
| Cl4-BZ#76 | ND | | ug/kg | 0.201 | 0.101 | 1 |
| Cl5-BZ#93 | ND | | ug/kg | 0.201 | 0.101 | 1 |
| Cl4-BZ#63 | 0.186 | J | ug/kg | 0.201 | 0.101 | 1 |
| Cl5-BZ#121/#95/#88 | 1.77 | | ug/kg | 0.604 | 0.302 | 1 |
| Cl4-BZ#74 | 1.44 | | ug/kg | 0.201 | 0.101 | 1 |
| Cl6-BZ#155 | ND | | ug/kg | 0.201 | 0.101 | 1 |
| Cl4-BZ#70 | 3.18 | | ug/kg | 0.201 | 0.101 | 1 |
| Cl5-BZ#91 | 0.856 | | ug/kg | 0.201 | 0.101 | 1 |
| Cl4-BZ#66 | 4.48 | | ug/kg | 0.201 | 0.101 | 1 |
| Cl4-BZ#80 | ND | | ug/kg | 0.201 | 0.101 | 1 |
| Cl4-BZ#55 | ND | | ug/kg | 0.201 | 0.101 | 1 |
| Cl5-BZ#92 | 0.908 | | ug/kg | 0.201 | 0.101 | 1 |
| Cl5-BZ#89/#84 | 0.533 | | ug/kg | 0.403 | 0.201 | 1 |
| Cl5-BZ#101/#90 | 5.02 | | ug/kg | 0.403 | 0.201 | 1 |
| Cl4-BZ#56 | 0.981 | | ug/kg | 0.201 | 0.101 | 1 |
| Cl5-BZ#113 | ND | | ug/kg | 0.201 | 0.101 | 1 |
| Cl5-BZ#99 | 4.37 | | ug/kg | 0.201 | 0.101 | 1 |
| Cl6-BZ#150 | ND | | ug/kg | 0.201 | 0.101 | 1 |
| Cl4-BZ#60 | 0.370 | | ug/kg | 0.201 | 0.101 | 1 |
| Cl6-BZ#152 | ND | | ug/kg | 0.201 | 0.101 | 1 |
| Cl5-BZ#119 | 0.331 | | ug/kg | 0.201 | 0.101 | 1 |
| Cl5-BZ#83/#125/#112 | ND | | ug/kg | 0.604 | 0.302 | 1 |
| Cl5-BZ#86/#109 | ND | | ug/kg | 0.403 | 0.201 | 1 |
| Cl6-BZ#145 | ND | | ug/kg | 0.201 | 0.101 | 1 |
| Cl5-BZ#97 | 1.72 | | ug/kg | 0.201 | 0.101 | 1 |
| Cl6-BZ#148 | ND | | ug/kg | 0.201 | 0.101 | 1 |
| Cl4-BZ#79 | ND | | ug/kg | 0.201 | 0.101 | 1 |
| Cl5-BZ#116 | ND | | ug/kg | 0.201 | 0.101 | 1 |
| Cl6-BZ#154-Cal | 0.155 | J | ug/kg | 0.201 | 0.101 | 1 |
| Cl4-BZ#78 | ND | | ug/kg | 0.201 | 0.101 | 1 |
| Cl5-BZ#87/#111 | 0.797 | | ug/kg | 0.403 | 0.201 | 1 |
| Cl6-BZ#136 | 0.370 | | ug/kg | 0.201 | 0.101 | 1 |
| Cl5-BZ#117 | 0.148 | J | ug/kg | 0.201 | 0.101 | 1 |
| Cl5-BZ#115 | ND | | ug/kg | 0.201 | 0.101 | 1 |

**Project Name:** NEW BEDFORD HARBOR-LTM **Lab Number:** L2040666

**Project Number:** 60597627 **Report Date:** 10/16/20

## SAMPLE RESULTS

Lab ID: L2040666-05 Date Collected: 09/24/20 14:05

Client ID: S-345-20FSP20-01 Date Received: 09/25/20

Sample Location: NEW BEDFORD, MA Field Prep: Not Specified

Sample Depth:

| Parameter | Result | Qualifier | Units | RL | MDL | Dilution Factor |
|---|---|---|---|---|---|---|
| PCB Congeners/Homologs - Mansfield Lab | | | | | | |
| Cl5-BZ#85 | 0.843 | | ug/kg | 0.201 | 0.101 | 1 |
| Cl5-BZ#120 | 0.172 | J | ug/kg | 0.201 | 0.101 | 1 |
| Cl5-BZ#110 | 4.14 | | ug/kg | 0.201 | 0.101 | 1 |
| Cl4-BZ#81 | ND | | ug/kg | 0.201 | 0.101 | 1 |
| Cl6-BZ#151 | 0.420 | | ug/kg | 0.201 | 0.101 | 1 |
| Cl6-BZ#135 | 0.427 | | ug/kg | 0.201 | 0.101 | 1 |
| Cl5-BZ#82 | 0.521 | | ug/kg | 0.201 | 0.101 | 1 |
| Cl6-BZ#144 | 0.125 | J | ug/kg | 0.201 | 0.101 | 1 |
| Cl6-BZ#147/#149 | 2.96 | | ug/kg | 0.403 | 0.201 | 1 |
| Cl4-BZ#77 | 0.619 | | ug/kg | 0.201 | 0.101 | 1 |
| Cl6-BZ#143/#139 | ND | | ug/kg | 0.403 | 0.201 | 1 |
| Cl5-BZ#124 | ND | | ug/kg | 0.201 | 0.101 | 1 |
| Cl6-BZ#140 | ND | | ug/kg | 0.201 | 0.101 | 1 |
| Cl5-BZ#108 | ND | | ug/kg | 0.201 | 0.101 | 1 |
| Cl5-BZ#107/#123 | 0.751 | | ug/kg | 0.403 | 0.201 | 1 |
| Cl7-BZ#188-Cal/RTW | ND | | ug/kg | 0.201 | 0.101 | 1 |
| Cl6-BZ#134 | 0.166 | J | ug/kg | 0.201 | 0.101 | 1 |
| Cl5-BZ#106 | ND | | ug/kg | 0.201 | 0.101 | 1 |
| Cl6-BZ#133 | 0.171 | J | ug/kg | 0.201 | 0.101 | 1 |
| Cl6-BZ#142 | ND | | ug/kg | 0.201 | 0.101 | 1 |
| Cl5-BZ#118 | 7.17 | | ug/kg | 0.201 | 0.101 | 1 |
| Cl6-BZ#131 | ND | | ug/kg | 0.201 | 0.101 | 1 |
| Cl7-BZ#184 | ND | | ug/kg | 0.201 | 0.101 | 1 |
| Cl6-BZ#165 | ND | | ug/kg | 0.201 | 0.101 | 1 |
| Cl6-BZ#146 | 1.01 | | ug/kg | 0.201 | 0.101 | 1 |
| Cl6-BZ#161 | ND | | ug/kg | 0.201 | 0.101 | 1 |
| Cl5-BZ#122 | ND | | ug/kg | 0.201 | 0.101 | 1 |
| Cl6-BZ#168 | ND | | ug/kg | 0.201 | 0.101 | 1 |
| Cl5-BZ#114 | 0.219 | | ug/kg | 0.201 | 0.101 | 1 |
| Cl6-BZ#153 | 5.52 | | ug/kg | 0.201 | 0.101 | 1 |
| Cl6-BZ#132 | 0.983 | | ug/kg | 0.201 | 0.101 | 1 |
| Cl7-BZ#179 | 0.193 | J | ug/kg | 0.201 | 0.101 | 1 |
| Cl6-BZ#141 | 0.379 | | ug/kg | 0.201 | 0.101 | 1 |
| Cl7-BZ#176 | ND | | ug/kg | 0.201 | 0.101 | 1 |
| Cl5-BZ#105 | 1.54 | | ug/kg | 0.201 | 0.101 | 1 |
| Cl6-BZ#137 | 0.223 | | ug/kg | 0.201 | 0.101 | 1 |
| Cl5-BZ#127 | ND | | ug/kg | 0.201 | 0.101 | 1 |

**Project Name:** NEW BEDFORD HARBOR-LTM **Lab Number:** L2040666

**Project Number:** 60597627 **Report Date:** 10/16/20

## SAMPLE RESULTS

Lab ID: L2040666-05 Date Collected: 09/24/20 14:05

Client ID: S-345-20FSP20-01 Date Received: 09/25/20

Sample Location: NEW BEDFORD, MA Field Prep: Not Specified

Sample Depth:

| Parameter | Result | Qualifier | Units | RL | MDL | Dilution Factor |
|---|---|---|---|---|---|---|
| PCB Congeners/Homologs - Mansfield Lab | | | | | | |
| Cl7-BZ#186 | ND | | ug/kg | 0.201 | 0.101 | 1 |
| Cl6-BZ#130/#164 | 0.628 | | ug/kg | 0.403 | 0.201 | 1 |
| Cl7-BZ#178 | ND | | ug/kg | 0.201 | 0.101 | 1 |
| Cl6-BZ#138 | 3.55 | | ug/kg | 0.201 | 0.101 | 1 |
| Cl6-BZ#163/#160 | 1.50 | | ug/kg | 0.403 | 0.201 | 1 |
| Cl6-BZ#129/#158 | 0.534 | | ug/kg | 0.403 | 0.201 | 1 |
| Cl7-BZ#182/#175 | ND | | ug/kg | 0.403 | 0.201 | 1 |
| Cl7-BZ#187 | 0.704 | | ug/kg | 0.201 | 0.101 | 1 |
| Cl7-BZ#183 | 0.294 | | ug/kg | 0.201 | 0.101 | 1 |
| Cl6-BZ#166 | ND | | ug/kg | 0.201 | 0.101 | 1 |
| Cl6-BZ#159 | ND | | ug/kg | 0.201 | 0.101 | 1 |
| Cl5-BZ#126 | ND | | ug/kg | 0.201 | 0.101 | 1 |
| Cl7-BZ#185 | ND | | ug/kg | 0.201 | 0.101 | 1 |
| Cl6-BZ#162 | ND | | ug/kg | 0.201 | 0.101 | 1 |
| Cl7-BZ#174 | 0.238 | | ug/kg | 0.201 | 0.101 | 1 |
| Cl6-BZ#128 | 1.36 | | ug/kg | 0.201 | 0.101 | 1 |
| Cl8-BZ#202 | 0.137 | J | ug/kg | 0.201 | 0.101 | 1 |
| Cl6-BZ#167 | 0.355 | | ug/kg | 0.201 | 0.101 | 1 |
| Cl7-BZ#181 | ND | | ug/kg | 0.201 | 0.101 | 1 |
| Cl7-BZ#177 | 0.408 | | ug/kg | 0.201 | 0.101 | 1 |
| Cl8-BZ#204/#200-CAL | ND | | ug/kg | 0.403 | 0.201 | 1 |
| Cl7-BZ#171 | 0.306 | | ug/kg | 0.201 | 0.101 | 1 |
| Cl7-BZ#173 | ND | | ug/kg | 0.201 | 0.101 | 1 |
| Cl8-BZ#197 | ND | | ug/kg | 0.201 | 0.101 | 1 |
| Cl7-BZ#172 | ND | | ug/kg | 0.201 | 0.101 | 1 |
| Cl7-BZ#192 | ND | | ug/kg | 0.201 | 0.101 | 1 |
| Cl6-BZ#156 | 0.678 | | ug/kg | 0.201 | 0.101 | 1 |
| Cl6-BZ#157 | 0.245 | | ug/kg | 0.201 | 0.101 | 1 |
| Cl7-BZ#180 | 0.712 | | ug/kg | 0.201 | 0.101 | 1 |
| Cl7-BZ#193 | ND | | ug/kg | 0.201 | 0.101 | 1 |
| Cl8-BZ#199 | ND | | ug/kg | 0.201 | 0.101 | 1 |
| Cl7-BZ#191 | ND | | ug/kg | 0.201 | 0.101 | 1 |
| Cl8-BZ#198 | ND | | ug/kg | 0.201 | 0.101 | 1 |
| Cl8-BZ#201 | 0.307 | | ug/kg | 0.201 | 0.101 | 1 |
| Cl7-BZ#170 | 0.798 | | ug/kg | 0.201 | 0.101 | 1 |
| Cl7-BZ#190 | 0.138 | J | ug/kg | 0.201 | 0.101 | 1 |
| Cl8-BZ#196 | ND | | ug/kg | 0.201 | 0.101 | 1 |

**Project Name:** NEW BEDFORD HARBOR-LTM **Lab Number:** L2040666

**Project Number:** 60597627 **Report Date:** 10/16/20

## SAMPLE RESULTS

Lab ID: L2040666-05 Date Collected: 09/24/20 14:05

Client ID: S-345-20FSP20-01 Date Received: 09/25/20

Sample Location: NEW BEDFORD, MA Field Prep: Not Specified

Sample Depth:

| Parameter | Result | Qualifier | Units | RL | MDL | Dilution Factor |
|---|---|---|---|---|---|---|
| PCB Congeners/Homologs - Mansfield Lab | | | | | | |
| Cl8-BZ#203 | ND | | ug/kg | 0.201 | 0.101 | 1 |
| Cl6-BZ#169 | ND | | ug/kg | 0.201 | 0.101 | 1 |
| Cl9-BZ#208 | 0.198 | J | ug/kg | 0.201 | 0.101 | 1 |
| Cl9-BZ#207 | ND | | ug/kg | 0.201 | 0.101 | 1 |
| Cl7-BZ#189 | ND | | ug/kg | 0.201 | 0.101 | 1 |
| Cl8-BZ#195 | ND | | ug/kg | 0.201 | 0.101 | 1 |
| Cl8-BZ#194 | ND | | ug/kg | 0.201 | 0.101 | 1 |
| Cl8-BZ#205 | ND | | ug/kg | 0.201 | 0.101 | 1 |
| Cl9-BZ#206-Cal/RTW | ND | | ug/kg | 0.201 | 0.101 | 1 |
| Cl10-BZ#209-Cal/RTW | ND | | ug/kg | 0.201 | 0.101 | 1 |
| Monochlorobiphenyls | 0.419 | | ug/kg | 0.201 | 0.101 | 1 |
| Dichlorobiphenyls | 5.13 | | ug/kg | 0.201 | 0.101 | 1 |
| Trichlorobiphenyls | 15.3 | | ug/kg | 0.201 | 0.101 | 1 |
| Tetrachlorobiphenyls | 25.1 | | ug/kg | 0.201 | 0.101 | 1 |
| Pentachlorobiphenyls | 32.5 | | ug/kg | 0.201 | 0.101 | 1 |
| Hexachlorobiphenyls | 21.8 | | ug/kg | 0.201 | 0.101 | 1 |
| Heptachlorobiphenyls | 3.79 | | ug/kg | 0.201 | 0.101 | 1 |
| Octachlorobiphenyls | 0.444 | | ug/kg | 0.201 | 0.101 | 1 |
| Nonachlorobiphenyls | 0.198 | J | ug/kg | 0.201 | 0.101 | 1 |
| Decachlorobiphenyl | ND | | ug/kg | 0.201 | 0.101 | 1 |
| Total PCB | 105 | | ug/kg | 0.201 | NA | 1 |

| Surrogate | % Recovery | Qualifier | Acceptance Criteria |
|---|---|---|---|
| Cl3-BZ#19-C13 (surr) | 85 | | 50-125 |
| Cl8-BZ#202-C13 (surr) | 90 | | 50-125 |

**Project Name:** NEW BEDFORD HARBOR-LTM
**Project Number:** 60597627
**Lab Number:** L2040666
**Report Date:** 10/16/20

## SAMPLE RESULTS

Lab ID: L2040666-06
Client ID: S-346-20FSP20-01
Sample Location: NEW BEDFORD, MA

Date Collected: 09/24/20 12:48
Date Received: 09/25/20
Field Prep: Not Specified

Sample Depth:
Matrix: Sediment
Analytical Method: 105,8270D-SIM/680(M)
Analytical Date: 10/13/20 04:34
Analyst: MJS
Percent Solids: 99%

Extraction Method: EPA 3570
Extraction Date: 09/30/20 21:35
Cleanup Method: EPA 3630
Cleanup Date: 10/06/20

| Parameter | Result | Qualifier | Units | RL | MDL | Dilution Factor |
|---|---|---|---|---|---|---|
| PCB Congeners/Homologs - Mansfield Lab | | | | | | |
| Cl1-BZ#1-Cal/RTW | ND | | ug/kg | 0.188 | 0.094 | 1 |
| Cl1-BZ#2 | ND | | ug/kg | 0.188 | 0.094 | 1 |
| Cl1-BZ#3 | ND | | ug/kg | 0.188 | 0.094 | 1 |
| Cl2-BZ#4/#10 | ND | | ug/kg | 0.376 | 0.188 | 1 |
| Cl2-BZ#9 | ND | | ug/kg | 0.188 | 0.094 | 1 |
| Cl2-BZ#7 | ND | | ug/kg | 0.188 | 0.094 | 1 |
| Cl2-BZ#6 | ND | | ug/kg | 0.188 | 0.094 | 1 |
| Cl2-BZ#5 | ND | | ug/kg | 0.188 | 0.094 | 1 |
| Cl2-BZ#8 | 0.188 | | ug/kg | 0.188 | 0.094 | 1 |
| Cl3-BZ#19 | ND | | ug/kg | 0.188 | 0.094 | 1 |
| Cl2-BZ#14 | ND | | ug/kg | 0.188 | 0.094 | 1 |
| Cl3-BZ#30 | ND | | ug/kg | 0.188 | 0.094 | 1 |
| Cl3-BZ#18 | 0.161 | J | ug/kg | 0.188 | 0.094 | 1 |
| Cl2-BZ#11 | ND | | ug/kg | 0.188 | 0.094 | 1 |
| Cl3-BZ#17 | ND | | ug/kg | 0.188 | 0.094 | 1 |
| Cl2-BZ#12 | ND | | ug/kg | 0.188 | 0.094 | 1 |
| Cl3-BZ#27 | ND | | ug/kg | 0.188 | 0.094 | 1 |
| Cl2-BZ#13 | ND | | ug/kg | 0.376 | 0.188 | 1 |
| Cl3-BZ#24 | ND | | ug/kg | 0.188 | 0.094 | 1 |
| Cl3-BZ#16 | ND | | ug/kg | 0.188 | 0.094 | 1 |
| Cl3-BZ#32 | ND | | ug/kg | 0.188 | 0.094 | 1 |
| Cl2-BZ#15 | 0.142 | J | ug/kg | 0.188 | 0.094 | 1 |
| Cl3-BZ#34 | ND | | ug/kg | 0.188 | 0.094 | 1 |
| Cl3-BZ#23 | ND | | ug/kg | 0.188 | 0.094 | 1 |
| Cl4-BZ#54 | ND | | ug/kg | 0.188 | 0.094 | 1 |
| Cl3-BZ#29-Cal | ND | | ug/kg | 0.188 | 0.094 | 1 |
| Cl4-BZ#50-Cal | ND | | ug/kg | 0.188 | 0.094 | 1 |
| Cl3-BZ#26 | 0.135 | J | ug/kg | 0.188 | 0.094 | 1 |

**Project Name:** NEW BEDFORD HARBOR-LTM **Lab Number:** L2040666

**Project Number:** 60597627 **Report Date:** 10/16/20

## SAMPLE RESULTS

Lab ID: L2040666-06 Date Collected: 09/24/20 12:48

Client ID: S-346-20FSP20-01 Date Received: 09/25/20

Sample Location: NEW BEDFORD, MA Field Prep: Not Specified

Sample Depth:

| Parameter | Result | Qualifier | Units | RL | MDL | Dilution Factor |
|---|---|---|---|---|---|---|
| PCB Congeners/Homologs - Mansfield Lab | | | | | | |
| Cl3-BZ#25 | 0.118 | J | ug/kg | 0.188 | 0.094 | 1 |
| Cl4-BZ#53 | ND | | ug/kg | 0.188 | 0.094 | 1 |
| Cl3-BZ#-31 | 0.244 | | ug/kg | 0.188 | 0.094 | 1 |
| Cl3-BZ#28 | 0.306 | | ug/kg | 0.188 | 0.094 | 1 |
| Cl3-BZ#33 | 0.108 | J | ug/kg | 0.188 | 0.094 | 1 |
| Cl4-BZ#51 | ND | | ug/kg | 0.188 | 0.094 | 1 |
| Cl3-BZ#21/#20 | ND | | ug/kg | 0.376 | 0.188 | 1 |
| Cl4-BZ#45 | ND | | ug/kg | 0.188 | 0.094 | 1 |
| Cl3-BZ#22 | ND | | ug/kg | 0.188 | 0.094 | 1 |
| Cl4-BZ#73/#46 | ND | | ug/kg | 0.376 | 0.188 | 1 |
| Cl4-BZ#69 | ND | | ug/kg | 0.188 | 0.094 | 1 |
| Cl4-BZ#43 | ND | | ug/kg | 0.188 | 0.094 | 1 |
| Cl3-BZ#36 | ND | | ug/kg | 0.188 | 0.094 | 1 |
| Cl4-BZ#52 | 0.292 | | ug/kg | 0.188 | 0.094 | 1 |
| Cl4-BZ#48 | ND | | ug/kg | 0.188 | 0.094 | 1 |
| Cl4-BZ#49 | 0.280 | | ug/kg | 0.188 | 0.094 | 1 |
| Cl5-BZ#104 | ND | | ug/kg | 0.188 | 0.094 | 1 |
| Cl4-BZ#47 | 0.101 | J | ug/kg | 0.188 | 0.094 | 1 |
| Cl4-BZ#65/#75/#62 | ND | | ug/kg | 0.564 | 0.282 | 1 |
| Cl3-BZ#39 | ND | | ug/kg | 0.188 | 0.094 | 1 |
| Cl3-BZ#38 | ND | | ug/kg | 0.188 | 0.094 | 1 |
| Cl4-BZ#44 | 0.112 | J | ug/kg | 0.188 | 0.094 | 1 |
| Cl4-BZ#59 | ND | | ug/kg | 0.188 | 0.094 | 1 |
| Cl4-BZ#42 | ND | | ug/kg | 0.188 | 0.094 | 1 |
| Cl4-BZ#71 | ND | | ug/kg | 0.188 | 0.094 | 1 |
| Cl3-BZ#35 | ND | | ug/kg | 0.188 | 0.094 | 1 |
| Cl4-BZ#41 | ND | | ug/kg | 0.188 | 0.094 | 1 |
| Cl4-BZ#72 | ND | | ug/kg | 0.188 | 0.094 | 1 |
| Cl5-BZ#96 | ND | | ug/kg | 0.188 | 0.094 | 1 |
| Cl5-BZ#103 | ND | | ug/kg | 0.188 | 0.094 | 1 |
| Cl4-BZ#68/#64 | ND | | ug/kg | 0.376 | 0.188 | 1 |
| Cl4-BZ#40 | ND | | ug/kg | 0.188 | 0.094 | 1 |
| Cl3-BZ#37 | 0.147 | J | ug/kg | 0.188 | 0.094 | 1 |
| Cl5-BZ#100 | ND | | ug/kg | 0.188 | 0.094 | 1 |
| Cl5-BZ#94 | ND | | ug/kg | 0.188 | 0.094 | 1 |
| Cl4-BZ#57 | ND | | ug/kg | 0.188 | 0.094 | 1 |
| Cl4-BZ#67/#58 | ND | | ug/kg | 0.376 | 0.188 | 1 |

**Project Name:** NEW BEDFORD HARBOR-LTM **Lab Number:** L2040666

**Project Number:** 60597627 **Report Date:** 10/16/20

## SAMPLE RESULTS

Lab ID: L2040666-06 Date Collected: 09/24/20 12:48

Client ID: S-346-20FSP20-01 Date Received: 09/25/20

Sample Location: NEW BEDFORD, MA Field Prep: Not Specified

Sample Depth:

| Parameter | Result | Qualifier | Units | RL | MDL | Dilution Factor |
|---|---|---|---|---|---|---|
| PCB Congeners/Homologs - Mansfield Lab | | | | | | |
| Cl5-BZ#102 | ND | | ug/kg | 0.188 | 0.094 | 1 |
| Cl4-BZ#61 | ND | | ug/kg | 0.188 | 0.094 | 1 |
| Cl5-BZ#98 | ND | | ug/kg | 0.188 | 0.094 | 1 |
| Cl4-BZ#76 | ND | | ug/kg | 0.188 | 0.094 | 1 |
| Cl5-BZ#93 | ND | | ug/kg | 0.188 | 0.094 | 1 |
| Cl4-BZ#63 | ND | | ug/kg | 0.188 | 0.094 | 1 |
| Cl5-BZ#121/#95/#88 | ND | | ug/kg | 0.564 | 0.282 | 1 |
| Cl4-BZ#74 | 0.096 | J | ug/kg | 0.188 | 0.094 | 1 |
| Cl6-BZ#155 | ND | | ug/kg | 0.188 | 0.094 | 1 |
| Cl4-BZ#70 | 0.274 | | ug/kg | 0.188 | 0.094 | 1 |
| Cl5-BZ#91 | 0.111 | J | ug/kg | 0.188 | 0.094 | 1 |
| Cl4-BZ#66 | 0.358 | | ug/kg | 0.188 | 0.094 | 1 |
| Cl4-BZ#80 | ND | | ug/kg | 0.188 | 0.094 | 1 |
| Cl4-BZ#55 | ND | | ug/kg | 0.188 | 0.094 | 1 |
| Cl5-BZ#92 | ND | | ug/kg | 0.188 | 0.094 | 1 |
| Cl5-BZ#89/#84 | ND | | ug/kg | 0.376 | 0.188 | 1 |
| Cl5-BZ#101/#90 | 0.336 | J | ug/kg | 0.376 | 0.188 | 1 |
| Cl4-BZ#56 | ND | | ug/kg | 0.188 | 0.094 | 1 |
| Cl5-BZ#113 | ND | | ug/kg | 0.188 | 0.094 | 1 |
| Cl5-BZ#99 | 0.381 | | ug/kg | 0.188 | 0.094 | 1 |
| Cl6-BZ#150 | ND | | ug/kg | 0.188 | 0.094 | 1 |
| Cl4-BZ#60 | ND | | ug/kg | 0.188 | 0.094 | 1 |
| Cl6-BZ#152 | ND | | ug/kg | 0.188 | 0.094 | 1 |
| Cl5-BZ#119 | ND | | ug/kg | 0.188 | 0.094 | 1 |
| Cl5-BZ#83/#125/#112 | ND | | ug/kg | 0.564 | 0.282 | 1 |
| Cl5-BZ#86/#109 | ND | | ug/kg | 0.376 | 0.188 | 1 |
| Cl6-BZ#145 | ND | | ug/kg | 0.188 | 0.094 | 1 |
| Cl5-BZ#97 | ND | | ug/kg | 0.188 | 0.094 | 1 |
| Cl6-BZ#148 | ND | | ug/kg | 0.188 | 0.094 | 1 |
| Cl4-BZ#79 | ND | | ug/kg | 0.188 | 0.094 | 1 |
| Cl5-BZ#116 | ND | | ug/kg | 0.188 | 0.094 | 1 |
| Cl6-BZ#154-Cal | ND | | ug/kg | 0.188 | 0.094 | 1 |
| Cl4-BZ#78 | ND | | ug/kg | 0.188 | 0.094 | 1 |
| Cl5-BZ#87/#111 | ND | | ug/kg | 0.376 | 0.188 | 1 |
| Cl6-BZ#136 | ND | | ug/kg | 0.188 | 0.094 | 1 |
| Cl5-BZ#117 | ND | | ug/kg | 0.188 | 0.094 | 1 |
| Cl5-BZ#115 | ND | | ug/kg | 0.188 | 0.094 | 1 |

**Project Name:** NEW BEDFORD HARBOR-LTM **Lab Number:** L2040666

**Project Number:** 60597627 **Report Date:** 10/16/20

## SAMPLE RESULTS

Lab ID: L2040666-06 Date Collected: 09/24/20 12:48

Client ID: S-346-20FSP20-01 Date Received: 09/25/20

Sample Location: NEW BEDFORD, MA Field Prep: Not Specified

Sample Depth:

| Parameter | Result | Qualifier | Units | RL | MDL | Dilution Factor |
|---|---|---|---|---|---|---|
| PCB Congeners/Homologs - Mansfield Lab | | | | | | |
| Cl5-BZ#85 | ND | | ug/kg | 0.188 | 0.094 | 1 |
| Cl5-BZ#120 | ND | | ug/kg | 0.188 | 0.094 | 1 |
| Cl5-BZ#110 | 0.382 | | ug/kg | 0.188 | 0.094 | 1 |
| Cl4-BZ#81 | ND | | ug/kg | 0.188 | 0.094 | 1 |
| Cl6-BZ#151 | ND | | ug/kg | 0.188 | 0.094 | 1 |
| Cl6-BZ#135 | ND | | ug/kg | 0.188 | 0.094 | 1 |
| Cl5-BZ#82 | ND | | ug/kg | 0.188 | 0.094 | 1 |
| Cl6-BZ#144 | ND | | ug/kg | 0.188 | 0.094 | 1 |
| Cl6-BZ#147/#149 | 0.227 | J | ug/kg | 0.376 | 0.188 | 1 |
| Cl4-BZ#77 | ND | | ug/kg | 0.188 | 0.094 | 1 |
| Cl6-BZ#143/#139 | ND | | ug/kg | 0.376 | 0.188 | 1 |
| Cl5-BZ#124 | ND | | ug/kg | 0.188 | 0.094 | 1 |
| Cl6-BZ#140 | ND | | ug/kg | 0.188 | 0.094 | 1 |
| Cl5-BZ#108 | ND | | ug/kg | 0.188 | 0.094 | 1 |
| Cl5-BZ#107/#123 | ND | | ug/kg | 0.376 | 0.188 | 1 |
| Cl7-BZ#188-Cal/RTW | ND | | ug/kg | 0.188 | 0.094 | 1 |
| Cl6-BZ#134 | ND | | ug/kg | 0.188 | 0.094 | 1 |
| Cl5-BZ#106 | ND | | ug/kg | 0.188 | 0.094 | 1 |
| Cl6-BZ#133 | ND | | ug/kg | 0.188 | 0.094 | 1 |
| Cl6-BZ#142 | ND | | ug/kg | 0.188 | 0.094 | 1 |
| Cl5-BZ#118 | 0.535 | | ug/kg | 0.188 | 0.094 | 1 |
| Cl6-BZ#131 | ND | | ug/kg | 0.188 | 0.094 | 1 |
| Cl7-BZ#184 | ND | | ug/kg | 0.188 | 0.094 | 1 |
| Cl6-BZ#165 | ND | | ug/kg | 0.188 | 0.094 | 1 |
| Cl6-BZ#146 | 0.115 | J | ug/kg | 0.188 | 0.094 | 1 |
| Cl6-BZ#161 | ND | | ug/kg | 0.188 | 0.094 | 1 |
| Cl5-BZ#122 | ND | | ug/kg | 0.188 | 0.094 | 1 |
| Cl6-BZ#168 | ND | | ug/kg | 0.188 | 0.094 | 1 |
| Cl5-BZ#114 | ND | | ug/kg | 0.188 | 0.094 | 1 |
| Cl6-BZ#153 | 0.508 | | ug/kg | 0.188 | 0.094 | 1 |
| Cl6-BZ#132 | 0.145 | J | ug/kg | 0.188 | 0.094 | 1 |
| Cl7-BZ#179 | ND | | ug/kg | 0.188 | 0.094 | 1 |
| Cl6-BZ#141 | ND | | ug/kg | 0.188 | 0.094 | 1 |
| Cl7-BZ#176 | ND | | ug/kg | 0.188 | 0.094 | 1 |
| Cl5-BZ#105 | 0.174 | J | ug/kg | 0.188 | 0.094 | 1 |
| Cl6-BZ#137 | ND | | ug/kg | 0.188 | 0.094 | 1 |
| Cl5-BZ#127 | ND | | ug/kg | 0.188 | 0.094 | 1 |

**Project Name:** NEW BEDFORD HARBOR-LTM **Lab Number:** L2040666

**Project Number:** 60597627 **Report Date:** 10/16/20

## SAMPLE RESULTS

Lab ID: L2040666-06 Date Collected: 09/24/20 12:48

Client ID: S-346-20FSP20-01 Date Received: 09/25/20

Sample Location: NEW BEDFORD, MA Field Prep: Not Specified

Sample Depth:

| Parameter | Result | Qualifier | Units | RL | MDL | Dilution Factor |
|---|---|---|---|---|---|---|
| PCB Congeners/Homologs - Mansfield Lab | | | | | | |
| Cl7-BZ#186 | ND | | ug/kg | 0.188 | 0.094 | 1 |
| Cl6-BZ#130/#164 | ND | | ug/kg | 0.376 | 0.188 | 1 |
| Cl7-BZ#178 | ND | | ug/kg | 0.188 | 0.094 | 1 |
| Cl6-BZ#138 | 0.304 | | ug/kg | 0.188 | 0.094 | 1 |
| Cl6-BZ#163/#160 | ND | | ug/kg | 0.376 | 0.188 | 1 |
| Cl6-BZ#129/#158 | ND | | ug/kg | 0.376 | 0.188 | 1 |
| Cl7-BZ#182/#175 | ND | | ug/kg | 0.376 | 0.188 | 1 |
| Cl7-BZ#187 | ND | | ug/kg | 0.188 | 0.094 | 1 |
| Cl7-BZ#183 | ND | | ug/kg | 0.188 | 0.094 | 1 |
| Cl6-BZ#166 | ND | | ug/kg | 0.188 | 0.094 | 1 |
| Cl6-BZ#159 | ND | | ug/kg | 0.188 | 0.094 | 1 |
| Cl5-BZ#126 | ND | | ug/kg | 0.188 | 0.094 | 1 |
| Cl7-BZ#185 | ND | | ug/kg | 0.188 | 0.094 | 1 |
| Cl6-BZ#162 | ND | | ug/kg | 0.188 | 0.094 | 1 |
| Cl7-BZ#174 | ND | | ug/kg | 0.188 | 0.094 | 1 |
| Cl6-BZ#128 | 0.139 | J | ug/kg | 0.188 | 0.094 | 1 |
| Cl8-BZ#202 | ND | | ug/kg | 0.188 | 0.094 | 1 |
| Cl6-BZ#167 | ND | | ug/kg | 0.188 | 0.094 | 1 |
| Cl7-BZ#181 | ND | | ug/kg | 0.188 | 0.094 | 1 |
| Cl7-BZ#177 | ND | | ug/kg | 0.188 | 0.094 | 1 |
| Cl8-BZ#204/#200-CAL | ND | | ug/kg | 0.376 | 0.188 | 1 |
| Cl7-BZ#171 | ND | | ug/kg | 0.188 | 0.094 | 1 |
| Cl7-BZ#173 | ND | | ug/kg | 0.188 | 0.094 | 1 |
| Cl8-BZ#197 | ND | | ug/kg | 0.188 | 0.094 | 1 |
| Cl7-BZ#172 | ND | | ug/kg | 0.188 | 0.094 | 1 |
| Cl7-BZ#192 | ND | | ug/kg | 0.188 | 0.094 | 1 |
| Cl6-BZ#156 | ND | | ug/kg | 0.188 | 0.094 | 1 |
| Cl6-BZ#157 | ND | | ug/kg | 0.188 | 0.094 | 1 |
| Cl7-BZ#180 | 0.120 | J | ug/kg | 0.188 | 0.094 | 1 |
| Cl7-BZ#193 | ND | | ug/kg | 0.188 | 0.094 | 1 |
| Cl8-BZ#199 | ND | | ug/kg | 0.188 | 0.094 | 1 |
| Cl7-BZ#191 | ND | | ug/kg | 0.188 | 0.094 | 1 |
| Cl8-BZ#198 | ND | | ug/kg | 0.188 | 0.094 | 1 |
| Cl8-BZ#201 | ND | | ug/kg | 0.188 | 0.094 | 1 |
| Cl7-BZ#170 | ND | | ug/kg | 0.188 | 0.094 | 1 |
| Cl7-BZ#190 | ND | | ug/kg | 0.188 | 0.094 | 1 |
| Cl8-BZ#196 | ND | | ug/kg | 0.188 | 0.094 | 1 |

**Project Name:** NEW BEDFORD HARBOR-LTM **Lab Number:** L2040666

**Project Number:** 60597627 **Report Date:** 10/16/20

## SAMPLE RESULTS

Lab ID: L2040666-06 Date Collected: 09/24/20 12:48

Client ID: S-346-20FSP20-01 Date Received: 09/25/20

Sample Location: NEW BEDFORD, MA Field Prep: Not Specified

Sample Depth:

| Parameter | Result | Qualifier | Units | RL | MDL | Dilution Factor |
|---|---|---|---|---|---|---|
| PCB Congeners/Homologs - Mansfield Lab | | | | | | |
| Cl8-BZ#203 | ND | | ug/kg | 0.188 | 0.094 | 1 |
| Cl6-BZ#169 | ND | | ug/kg | 0.188 | 0.094 | 1 |
| Cl9-BZ#208 | ND | | ug/kg | 0.188 | 0.094 | 1 |
| Cl9-BZ#207 | ND | | ug/kg | 0.188 | 0.094 | 1 |
| Cl7-BZ#189 | ND | | ug/kg | 0.188 | 0.094 | 1 |
| Cl8-BZ#195 | ND | | ug/kg | 0.188 | 0.094 | 1 |
| Cl8-BZ#194 | ND | | ug/kg | 0.188 | 0.094 | 1 |
| Cl8-BZ#205 | ND | | ug/kg | 0.188 | 0.094 | 1 |
| Cl9-BZ#206-Cal/RTW | ND | | ug/kg | 0.188 | 0.094 | 1 |
| Cl10-BZ#209-Cal/RTW | ND | | ug/kg | 0.188 | 0.094 | 1 |
| Monochlorobiphenyls | ND | | ug/kg | 0.188 | 0.094 | 1 |
| Dichlorobiphenyls | 0.330 | | ug/kg | 0.188 | 0.094 | 1 |
| Trichlorobiphenyls | 1.22 | | ug/kg | 0.188 | 0.094 | 1 |
| Tetrachlorobiphenyls | 1.51 | | ug/kg | 0.188 | 0.094 | 1 |
| Pentachlorobiphenyls | 1.92 | | ug/kg | 0.188 | 0.094 | 1 |
| Hexachlorobiphenyls | 1.44 | | ug/kg | 0.188 | 0.094 | 1 |
| Heptachlorobiphenyls | 0.120 | J | ug/kg | 0.188 | 0.094 | 1 |
| Octachlorobiphenyls | ND | | ug/kg | 0.188 | 0.094 | 1 |
| Nonachlorobiphenyls | ND | | ug/kg | 0.188 | 0.094 | 1 |
| Decachlorobiphenyl | ND | | ug/kg | 0.188 | 0.094 | 1 |
| Total PCB | 6.54 | | ug/kg | 0.188 | NA | 1 |

| Surrogate | % Recovery | Qualifier | Acceptance Criteria |
|---|---|---|---|
| Cl3-BZ#19-C13 (surr) | 76 | | 50-125 |
| Cl8-BZ#202-C13 (surr) | 83 | | 50-125 |

**Project Name:** NEW BEDFORD HARBOR-LTM
**Project Number:** 60597627
**Lab Number:** L2040666
**Report Date:** 10/16/20

## SAMPLE RESULTS

Lab ID: L2040666-07
Client ID: S-349-20FSP20-01
Sample Location: NEW BEDFORD, MA

Date Collected: 09/24/20 12:51
Date Received: 09/25/20
Field Prep: Not Specified

Sample Depth:
Matrix: Sediment
Analytical Method: 105,8270D-SIM/680(M)
Analytical Date: 10/13/20 05:49
Analyst: MJS
Percent Solids: 97%

Extraction Method: EPA 3570
Extraction Date: 09/30/20 21:35
Cleanup Method: EPA 3630
Cleanup Date: 10/06/20

| Parameter | Result | Qualifier | Units | RL | MDL | Dilution Factor |
|---|---|---|---|---|---|---|
| PCB Congeners/Homologs - Mansfield Lab | | | | | | |
| Cl1-BZ#1-Cal/RTW | 0.146 | J | ug/kg | 0.196 | 0.098 | 1 |
| Cl1-BZ#2 | ND | | ug/kg | 0.196 | 0.098 | 1 |
| Cl1-BZ#3 | ND | | ug/kg | 0.196 | 0.098 | 1 |
| Cl2-BZ#4/#10 | ND | | ug/kg | 0.393 | 0.196 | 1 |
| Cl2-BZ#9 | ND | | ug/kg | 0.196 | 0.098 | 1 |
| Cl2-BZ#7 | ND | | ug/kg | 0.196 | 0.098 | 1 |
| Cl2-BZ#6 | ND | | ug/kg | 0.196 | 0.098 | 1 |
| Cl2-BZ#5 | ND | | ug/kg | 0.196 | 0.098 | 1 |
| Cl2-BZ#8 | 0.698 | | ug/kg | 0.196 | 0.098 | 1 |
| Cl3-BZ#19 | 0.141 | J | ug/kg | 0.196 | 0.098 | 1 |
| Cl2-BZ#14 | ND | | ug/kg | 0.196 | 0.098 | 1 |
| Cl3-BZ#30 | ND | | ug/kg | 0.196 | 0.098 | 1 |
| Cl3-BZ#18 | 0.497 | | ug/kg | 0.196 | 0.098 | 1 |
| Cl2-BZ#11 | 0.361 | | ug/kg | 0.196 | 0.098 | 1 |
| Cl3-BZ#17 | 0.342 | | ug/kg | 0.196 | 0.098 | 1 |
| Cl2-BZ#12 | ND | | ug/kg | 0.196 | 0.098 | 1 |
| Cl3-BZ#27 | ND | | ug/kg | 0.196 | 0.098 | 1 |
| Cl2-BZ#13 | ND | | ug/kg | 0.393 | 0.196 | 1 |
| Cl3-BZ#24 | ND | | ug/kg | 0.196 | 0.098 | 1 |
| Cl3-BZ#16 | 0.135 | J | ug/kg | 0.196 | 0.098 | 1 |
| Cl3-BZ#32 | 0.299 | | ug/kg | 0.196 | 0.098 | 1 |
| Cl2-BZ#15 | 0.623 | | ug/kg | 0.196 | 0.098 | 1 |
| Cl3-BZ#34 | ND | | ug/kg | 0.196 | 0.098 | 1 |
| Cl3-BZ#23 | ND | | ug/kg | 0.196 | 0.098 | 1 |
| Cl4-BZ#54 | ND | | ug/kg | 0.196 | 0.098 | 1 |
| Cl3-BZ#29-Cal | ND | | ug/kg | 0.196 | 0.098 | 1 |
| Cl4-BZ#50-Cal | ND | | ug/kg | 0.196 | 0.098 | 1 |
| Cl3-BZ#26 | 0.573 | | ug/kg | 0.196 | 0.098 | 1 |

**Project Name:** NEW BEDFORD HARBOR-LTM **Lab Number:** L2040666

**Project Number:** 60597627 **Report Date:** 10/16/20

## SAMPLE RESULTS

Lab ID: L2040666-07 Date Collected: 09/24/20 12:51

Client ID: S-349-20FSP20-01 Date Received: 09/25/20

Sample Location: NEW BEDFORD, MA Field Prep: Not Specified

Sample Depth:

| Parameter | Result | Qualifier | Units | RL | MDL | Dilution Factor |
|---|---|---|---|---|---|---|
| PCB Congeners/Homologs - Mansfield Lab | | | | | | |
| Cl3-BZ#25 | 0.460 | | ug/kg | 0.196 | 0.098 | 1 |
| Cl4-BZ#53 | 0.229 | | ug/kg | 0.196 | 0.098 | 1 |
| Cl3-BZ#-31 | 1.10 | | ug/kg | 0.196 | 0.098 | 1 |
| Cl3-BZ#28 | 1.86 | | ug/kg | 0.196 | 0.098 | 1 |
| Cl3-BZ#33 | 0.405 | | ug/kg | 0.196 | 0.098 | 1 |
| Cl4-BZ#51 | 0.112 | J | ug/kg | 0.196 | 0.098 | 1 |
| Cl3-BZ#21/#20 | ND | | ug/kg | 0.393 | 0.196 | 1 |
| Cl4-BZ#45 | 0.109 | J | ug/kg | 0.196 | 0.098 | 1 |
| Cl3-BZ#22 | 0.381 | | ug/kg | 0.196 | 0.098 | 1 |
| Cl4-BZ#73/#46 | ND | | ug/kg | 0.393 | 0.196 | 1 |
| Cl4-BZ#69 | ND | | ug/kg | 0.196 | 0.098 | 1 |
| Cl4-BZ#43 | ND | | ug/kg | 0.196 | 0.098 | 1 |
| Cl3-BZ#36 | ND | | ug/kg | 0.196 | 0.098 | 1 |
| Cl4-BZ#52 | 1.37 | | ug/kg | 0.196 | 0.098 | 1 |
| Cl4-BZ#48 | 0.141 | J | ug/kg | 0.196 | 0.098 | 1 |
| Cl4-BZ#49 | 1.60 | | ug/kg | 0.196 | 0.098 | 1 |
| Cl5-BZ#104 | ND | | ug/kg | 0.196 | 0.098 | 1 |
| Cl4-BZ#47 | 0.555 | | ug/kg | 0.196 | 0.098 | 1 |
| Cl4-BZ#65/#75/#62 | ND | | ug/kg | 0.590 | 0.295 | 1 |
| Cl3-BZ#39 | ND | | ug/kg | 0.196 | 0.098 | 1 |
| Cl3-BZ#38 | ND | | ug/kg | 0.196 | 0.098 | 1 |
| Cl4-BZ#44 | 0.700 | | ug/kg | 0.196 | 0.098 | 1 |
| Cl4-BZ#59 | ND | | ug/kg | 0.196 | 0.098 | 1 |
| Cl4-BZ#42 | 0.376 | | ug/kg | 0.196 | 0.098 | 1 |
| Cl4-BZ#71 | 0.407 | | ug/kg | 0.196 | 0.098 | 1 |
| Cl3-BZ#35 | ND | | ug/kg | 0.196 | 0.098 | 1 |
| Cl4-BZ#41 | ND | | ug/kg | 0.196 | 0.098 | 1 |
| Cl4-BZ#72 | ND | | ug/kg | 0.196 | 0.098 | 1 |
| Cl5-BZ#96 | ND | | ug/kg | 0.196 | 0.098 | 1 |
| Cl5-BZ#103 | ND | | ug/kg | 0.196 | 0.098 | 1 |
| Cl4-BZ#68/#64 | 0.410 | | ug/kg | 0.393 | 0.196 | 1 |
| Cl4-BZ#40 | 0.139 | J | ug/kg | 0.196 | 0.098 | 1 |
| Cl3-BZ#37 | 0.541 | | ug/kg | 0.196 | 0.098 | 1 |
| Cl5-BZ#100 | ND | | ug/kg | 0.196 | 0.098 | 1 |
| Cl5-BZ#94 | ND | | ug/kg | 0.196 | 0.098 | 1 |
| Cl4-BZ#57 | ND | | ug/kg | 0.196 | 0.098 | 1 |
| Cl4-BZ#67/#58 | ND | | ug/kg | 0.393 | 0.196 | 1 |

**Project Name:** NEW BEDFORD HARBOR-LTM **Lab Number:** L2040666

**Project Number:** 60597627 **Report Date:** 10/16/20

## SAMPLE RESULTS

Lab ID: L2040666-07 Date Collected: 09/24/20 12:51

Client ID: S-349-20FSP20-01 Date Received: 09/25/20

Sample Location: NEW BEDFORD, MA Field Prep: Not Specified

Sample Depth:

| Parameter | Result | Qualifier | Units | RL | MDL | Dilution Factor |
|---|---|---|---|---|---|---|
| PCB Congeners/Homologs - Mansfield Lab | | | | | | |
| Cl5-BZ#102 | 0.191 | J | ug/kg | 0.196 | 0.098 | 1 |
| Cl4-BZ#61 | ND | | ug/kg | 0.196 | 0.098 | 1 |
| Cl5-BZ#98 | ND | | ug/kg | 0.196 | 0.098 | 1 |
| Cl4-BZ#76 | ND | | ug/kg | 0.196 | 0.098 | 1 |
| Cl5-BZ#93 | ND | | ug/kg | 0.196 | 0.098 | 1 |
| Cl4-BZ#63 | ND | | ug/kg | 0.196 | 0.098 | 1 |
| Cl5-BZ#121/#95/#88 | 0.900 | | ug/kg | 0.590 | 0.295 | 1 |
| Cl4-BZ#74 | 0.649 | | ug/kg | 0.196 | 0.098 | 1 |
| Cl6-BZ#155 | ND | | ug/kg | 0.196 | 0.098 | 1 |
| Cl4-BZ#70 | 1.47 | | ug/kg | 0.196 | 0.098 | 1 |
| Cl5-BZ#91 | 0.494 | | ug/kg | 0.196 | 0.098 | 1 |
| Cl4-BZ#66 | 1.98 | | ug/kg | 0.196 | 0.098 | 1 |
| Cl4-BZ#80 | ND | | ug/kg | 0.196 | 0.098 | 1 |
| Cl4-BZ#55 | ND | | ug/kg | 0.196 | 0.098 | 1 |
| Cl5-BZ#92 | 0.476 | | ug/kg | 0.196 | 0.098 | 1 |
| Cl5-BZ#89/#84 | 0.415 | | ug/kg | 0.393 | 0.196 | 1 |
| Cl5-BZ#101/#90 | 2.19 | | ug/kg | 0.393 | 0.196 | 1 |
| Cl4-BZ#56 | 0.431 | | ug/kg | 0.196 | 0.098 | 1 |
| Cl5-BZ#113 | ND | | ug/kg | 0.196 | 0.098 | 1 |
| Cl5-BZ#99 | 1.96 | | ug/kg | 0.196 | 0.098 | 1 |
| Cl6-BZ#150 | ND | | ug/kg | 0.196 | 0.098 | 1 |
| Cl4-BZ#60 | 0.252 | | ug/kg | 0.196 | 0.098 | 1 |
| Cl6-BZ#152 | ND | | ug/kg | 0.196 | 0.098 | 1 |
| Cl5-BZ#119 | 0.158 | J | ug/kg | 0.196 | 0.098 | 1 |
| Cl5-BZ#83/#125/#112 | ND | | ug/kg | 0.590 | 0.295 | 1 |
| Cl5-BZ#86/#109 | ND | | ug/kg | 0.393 | 0.196 | 1 |
| Cl6-BZ#145 | ND | | ug/kg | 0.196 | 0.098 | 1 |
| Cl5-BZ#97 | 0.858 | | ug/kg | 0.196 | 0.098 | 1 |
| Cl6-BZ#148 | ND | | ug/kg | 0.196 | 0.098 | 1 |
| Cl4-BZ#79 | ND | | ug/kg | 0.196 | 0.098 | 1 |
| Cl5-BZ#116 | ND | | ug/kg | 0.196 | 0.098 | 1 |
| Cl6-BZ#154-Cal | 0.116 | J | ug/kg | 0.196 | 0.098 | 1 |
| Cl4-BZ#78 | ND | | ug/kg | 0.196 | 0.098 | 1 |
| Cl5-BZ#87/#111 | 0.485 | | ug/kg | 0.393 | 0.196 | 1 |
| Cl6-BZ#136 | 0.186 | J | ug/kg | 0.196 | 0.098 | 1 |
| Cl5-BZ#117 | ND | | ug/kg | 0.196 | 0.098 | 1 |
| Cl5-BZ#115 | ND | | ug/kg | 0.196 | 0.098 | 1 |

**Project Name:** NEW BEDFORD HARBOR-LTM **Lab Number:** L2040666

**Project Number:** 60597627 **Report Date:** 10/16/20

## SAMPLE RESULTS

Lab ID: L2040666-07 Date Collected: 09/24/20 12:51

Client ID: S-349-20FSP20-01 Date Received: 09/25/20

Sample Location: NEW BEDFORD, MA Field Prep: Not Specified

Sample Depth:

| Parameter | Result | Qualifier | Units | RL | MDL | Dilution Factor |
|---|---|---|---|---|---|---|
| PCB Congeners/Homologs - Mansfield Lab | | | | | | |
| Cl5-BZ#85 | 0.505 | | ug/kg | 0.196 | 0.098 | 1 |
| Cl5-BZ#120 | ND | | ug/kg | 0.196 | 0.098 | 1 |
| Cl5-BZ#110 | 2.22 | | ug/kg | 0.196 | 0.098 | 1 |
| Cl4-BZ#81 | ND | | ug/kg | 0.196 | 0.098 | 1 |
| Cl6-BZ#151 | 0.197 | | ug/kg | 0.196 | 0.098 | 1 |
| Cl6-BZ#135 | 0.219 | | ug/kg | 0.196 | 0.098 | 1 |
| Cl5-BZ#82 | ND | | ug/kg | 0.196 | 0.098 | 1 |
| Cl6-BZ#144 | ND | | ug/kg | 0.196 | 0.098 | 1 |
| Cl6-BZ#147/#149 | 1.55 | | ug/kg | 0.393 | 0.196 | 1 |
| Cl4-BZ#77 | 0.328 | | ug/kg | 0.196 | 0.098 | 1 |
| Cl6-BZ#143/#139 | ND | | ug/kg | 0.393 | 0.196 | 1 |
| Cl5-BZ#124 | ND | | ug/kg | 0.196 | 0.098 | 1 |
| Cl6-BZ#140 | ND | | ug/kg | 0.196 | 0.098 | 1 |
| Cl5-BZ#108 | ND | | ug/kg | 0.196 | 0.098 | 1 |
| Cl5-BZ#107/#123 | 0.352 | J | ug/kg | 0.393 | 0.196 | 1 |
| Cl7-BZ#188-Cal/RTW | ND | | ug/kg | 0.196 | 0.098 | 1 |
| Cl6-BZ#134 | 0.148 | J | ug/kg | 0.196 | 0.098 | 1 |
| Cl5-BZ#106 | ND | | ug/kg | 0.196 | 0.098 | 1 |
| Cl6-BZ#133 | ND | | ug/kg | 0.196 | 0.098 | 1 |
| Cl6-BZ#142 | ND | | ug/kg | 0.196 | 0.098 | 1 |
| Cl5-BZ#118 | 3.02 | | ug/kg | 0.196 | 0.098 | 1 |
| Cl6-BZ#131 | ND | | ug/kg | 0.196 | 0.098 | 1 |
| Cl7-BZ#184 | ND | | ug/kg | 0.196 | 0.098 | 1 |
| Cl6-BZ#165 | ND | | ug/kg | 0.196 | 0.098 | 1 |
| Cl6-BZ#146 | 0.584 | | ug/kg | 0.196 | 0.098 | 1 |
| Cl6-BZ#161 | ND | | ug/kg | 0.196 | 0.098 | 1 |
| Cl5-BZ#122 | ND | | ug/kg | 0.196 | 0.098 | 1 |
| Cl6-BZ#168 | ND | | ug/kg | 0.196 | 0.098 | 1 |
| Cl5-BZ#114 | ND | | ug/kg | 0.196 | 0.098 | 1 |
| Cl6-BZ#153 | 2.78 | | ug/kg | 0.196 | 0.098 | 1 |
| Cl6-BZ#132 | 0.564 | | ug/kg | 0.196 | 0.098 | 1 |
| Cl7-BZ#179 | 0.117 | J | ug/kg | 0.196 | 0.098 | 1 |
| Cl6-BZ#141 | 0.172 | J | ug/kg | 0.196 | 0.098 | 1 |
| Cl7-BZ#176 | ND | | ug/kg | 0.196 | 0.098 | 1 |
| Cl5-BZ#105 | 0.742 | | ug/kg | 0.196 | 0.098 | 1 |
| Cl6-BZ#137 | ND | | ug/kg | 0.196 | 0.098 | 1 |
| Cl5-BZ#127 | ND | | ug/kg | 0.196 | 0.098 | 1 |

**Project Name:** NEW BEDFORD HARBOR-LTM **Lab Number:** L2040666

**Project Number:** 60597627 **Report Date:** 10/16/20

## SAMPLE RESULTS

Lab ID: L2040666-07 Date Collected: 09/24/20 12:51

Client ID: S-349-20FSP20-01 Date Received: 09/25/20

Sample Location: NEW BEDFORD, MA Field Prep: Not Specified

Sample Depth:

| Parameter | Result | Qualifier | Units | RL | MDL | Dilution Factor |
|---|---|---|---|---|---|---|
| PCB Congeners/Homologs - Mansfield Lab | | | | | | |
| Cl7-BZ#186 | ND | | ug/kg | 0.196 | 0.098 | 1 |
| Cl6-BZ#130/#164 | 0.283 | J | ug/kg | 0.393 | 0.196 | 1 |
| Cl7-BZ#178 | 0.112 | J | ug/kg | 0.196 | 0.098 | 1 |
| Cl6-BZ#138 | 1.86 | | ug/kg | 0.196 | 0.098 | 1 |
| Cl6-BZ#163/#160 | 0.587 | | ug/kg | 0.393 | 0.196 | 1 |
| Cl6-BZ#129/#158 | 0.351 | J | ug/kg | 0.393 | 0.196 | 1 |
| Cl7-BZ#182/#175 | ND | | ug/kg | 0.393 | 0.196 | 1 |
| Cl7-BZ#187 | 0.439 | | ug/kg | 0.196 | 0.098 | 1 |
| Cl7-BZ#183 | 0.147 | J | ug/kg | 0.196 | 0.098 | 1 |
| Cl6-BZ#166 | ND | | ug/kg | 0.196 | 0.098 | 1 |
| Cl6-BZ#159 | ND | | ug/kg | 0.196 | 0.098 | 1 |
| Cl5-BZ#126 | ND | | ug/kg | 0.196 | 0.098 | 1 |
| Cl7-BZ#185 | ND | | ug/kg | 0.196 | 0.098 | 1 |
| Cl6-BZ#162 | ND | | ug/kg | 0.196 | 0.098 | 1 |
| Cl7-BZ#174 | 0.136 | J | ug/kg | 0.196 | 0.098 | 1 |
| Cl6-BZ#128 | 0.574 | | ug/kg | 0.196 | 0.098 | 1 |
| Cl8-BZ#202 | ND | | ug/kg | 0.196 | 0.098 | 1 |
| Cl6-BZ#167 | 0.145 | J | ug/kg | 0.196 | 0.098 | 1 |
| Cl7-BZ#181 | ND | | ug/kg | 0.196 | 0.098 | 1 |
| Cl7-BZ#177 | 0.154 | J | ug/kg | 0.196 | 0.098 | 1 |
| Cl8-BZ#204/#200-CAL | ND | | ug/kg | 0.393 | 0.196 | 1 |
| Cl7-BZ#171 | ND | | ug/kg | 0.196 | 0.098 | 1 |
| Cl7-BZ#173 | ND | | ug/kg | 0.196 | 0.098 | 1 |
| Cl8-BZ#197 | ND | | ug/kg | 0.196 | 0.098 | 1 |
| Cl7-BZ#172 | ND | | ug/kg | 0.196 | 0.098 | 1 |
| Cl7-BZ#192 | ND | | ug/kg | 0.196 | 0.098 | 1 |
| Cl6-BZ#156 | 0.349 | | ug/kg | 0.196 | 0.098 | 1 |
| Cl6-BZ#157 | 0.228 | | ug/kg | 0.196 | 0.098 | 1 |
| Cl7-BZ#180 | 0.287 | | ug/kg | 0.196 | 0.098 | 1 |
| Cl7-BZ#193 | ND | | ug/kg | 0.196 | 0.098 | 1 |
| Cl8-BZ#199 | ND | | ug/kg | 0.196 | 0.098 | 1 |
| Cl7-BZ#191 | ND | | ug/kg | 0.196 | 0.098 | 1 |
| Cl8-BZ#198 | ND | | ug/kg | 0.196 | 0.098 | 1 |
| Cl8-BZ#201 | ND | | ug/kg | 0.196 | 0.098 | 1 |
| Cl7-BZ#170 | 0.439 | | ug/kg | 0.196 | 0.098 | 1 |
| Cl7-BZ#190 | ND | | ug/kg | 0.196 | 0.098 | 1 |
| Cl8-BZ#196 | ND | | ug/kg | 0.196 | 0.098 | 1 |

**Project Name:** NEW BEDFORD HARBOR-LTM **Lab Number:** L2040666

**Project Number:** 60597627 **Report Date:** 10/16/20

## SAMPLE RESULTS

Lab ID: L2040666-07 Date Collected: 09/24/20 12:51

Client ID: S-349-20FSP20-01 Date Received: 09/25/20

Sample Location: NEW BEDFORD, MA Field Prep: Not Specified

Sample Depth:

| Parameter | Result | Qualifier | Units | RL | MDL | Dilution Factor |
|---|---|---|---|---|---|---|
| PCB Congeners/Homologs - Mansfield Lab | | | | | | |
| Cl8-BZ#203 | ND | | ug/kg | 0.196 | 0.098 | 1 |
| Cl6-BZ#169 | ND | | ug/kg | 0.196 | 0.098 | 1 |
| Cl9-BZ#208 | ND | | ug/kg | 0.196 | 0.098 | 1 |
| Cl9-BZ#207 | ND | | ug/kg | 0.196 | 0.098 | 1 |
| Cl7-BZ#189 | ND | | ug/kg | 0.196 | 0.098 | 1 |
| Cl8-BZ#195 | ND | | ug/kg | 0.196 | 0.098 | 1 |
| Cl8-BZ#194 | ND | | ug/kg | 0.196 | 0.098 | 1 |
| Cl8-BZ#205 | ND | | ug/kg | 0.196 | 0.098 | 1 |
| Cl9-BZ#206-Cal/RTW | ND | | ug/kg | 0.196 | 0.098 | 1 |
| Cl10-BZ#209-Cal/RTW | ND | | ug/kg | 0.196 | 0.098 | 1 |
| Monochlorobiphenyls | 0.146 | J | ug/kg | 0.196 | 0.098 | 1 |
| Dichlorobiphenyls | 1.68 | | ug/kg | 0.196 | 0.098 | 1 |
| Trichlorobiphenyls | 6.73 | | ug/kg | 0.196 | 0.098 | 1 |
| Tetrachlorobiphenyls | 11.3 | | ug/kg | 0.196 | 0.098 | 1 |
| Pentachlorobiphenyls | 15.0 | | ug/kg | 0.196 | 0.098 | 1 |
| Hexachlorobiphenyls | 10.9 | | ug/kg | 0.196 | 0.098 | 1 |
| Heptachlorobiphenyls | 1.83 | | ug/kg | 0.196 | 0.098 | 1 |
| Octachlorobiphenyls | ND | | ug/kg | 0.196 | 0.098 | 1 |
| Nonachlorobiphenyls | ND | | ug/kg | 0.196 | 0.098 | 1 |
| Decachlorobiphenyl | ND | | ug/kg | 0.196 | 0.098 | 1 |
| Total PCB | 47.5 | | ug/kg | 0.196 | NA | 1 |

| Surrogate | % Recovery | Qualifier | Acceptance Criteria |
|---|---|---|---|
| Cl3-BZ#19-C13 (surr) | 77 | | 50-125 |
| Cl8-BZ#202-C13 (surr) | 83 | | 50-125 |

**Project Name:** NEW BEDFORD HARBOR-LTM
**Project Number:** 60597627
**Lab Number:** L2040666
**Report Date:** 10/16/20

## SAMPLE RESULTS

Lab ID: L2040666-08
Client ID: S-352-20FSP20-01
Sample Location: NEW BEDFORD, MA

Date Collected: 09/24/20 11:25
Date Received: 09/25/20
Field Prep: Not Specified

Sample Depth:
Matrix: Sediment
Analytical Method: 105,8270D-SIM/680(M)
Analytical Date: 10/13/20 07:04
Analyst: MJS
Percent Solids: 99%

Extraction Method: EPA 3570
Extraction Date: 09/30/20 21:35
Cleanup Method: EPA 3630
Cleanup Date: 10/06/20

| Parameter | Result | Qualifier | Units | RL | MDL | Dilution Factor |
|---|---|---|---|---|---|---|
| PCB Congeners/Homologs - Mansfield Lab | | | | | | |
| Cl1-BZ#1-Cal/RTW | ND | | ug/kg | 0.193 | 0.097 | 1 |
| Cl1-BZ#2 | ND | | ug/kg | 0.193 | 0.097 | 1 |
| Cl1-BZ#3 | ND | | ug/kg | 0.193 | 0.097 | 1 |
| Cl2-BZ#4/#10 | ND | | ug/kg | 0.386 | 0.193 | 1 |
| Cl2-BZ#9 | ND | | ug/kg | 0.193 | 0.097 | 1 |
| Cl2-BZ#7 | ND | | ug/kg | 0.193 | 0.097 | 1 |
| Cl2-BZ#6 | ND | | ug/kg | 0.193 | 0.097 | 1 |
| Cl2-BZ#5 | ND | | ug/kg | 0.193 | 0.097 | 1 |
| Cl2-BZ#8 | 0.105 | J | ug/kg | 0.193 | 0.097 | 1 |
| Cl3-BZ#19 | ND | | ug/kg | 0.193 | 0.097 | 1 |
| Cl2-BZ#14 | ND | | ug/kg | 0.193 | 0.097 | 1 |
| Cl3-BZ#30 | ND | | ug/kg | 0.193 | 0.097 | 1 |
| Cl3-BZ#18 | ND | | ug/kg | 0.193 | 0.097 | 1 |
| Cl2-BZ#11 | ND | | ug/kg | 0.193 | 0.097 | 1 |
| Cl3-BZ#17 | ND | | ug/kg | 0.193 | 0.097 | 1 |
| Cl2-BZ#12 | ND | | ug/kg | 0.193 | 0.097 | 1 |
| Cl3-BZ#27 | ND | | ug/kg | 0.193 | 0.097 | 1 |
| Cl2-BZ#13 | ND | | ug/kg | 0.386 | 0.193 | 1 |
| Cl3-BZ#24 | ND | | ug/kg | 0.193 | 0.097 | 1 |
| Cl3-BZ#16 | ND | | ug/kg | 0.193 | 0.097 | 1 |
| Cl3-BZ#32 | ND | | ug/kg | 0.193 | 0.097 | 1 |
| Cl2-BZ#15 | ND | | ug/kg | 0.193 | 0.097 | 1 |
| Cl3-BZ#34 | ND | | ug/kg | 0.193 | 0.097 | 1 |
| Cl3-BZ#23 | ND | | ug/kg | 0.193 | 0.097 | 1 |
| Cl4-BZ#54 | ND | | ug/kg | 0.193 | 0.097 | 1 |
| Cl3-BZ#29-Cal | ND | | ug/kg | 0.193 | 0.097 | 1 |
| Cl4-BZ#50-Cal | ND | | ug/kg | 0.193 | 0.097 | 1 |
| Cl3-BZ#26 | ND | | ug/kg | 0.193 | 0.097 | 1 |

**Project Name:** NEW BEDFORD HARBOR-LTM **Lab Number:** L2040666

**Project Number:** 60597627 **Report Date:** 10/16/20

## SAMPLE RESULTS

Lab ID: L2040666-08 Date Collected: 09/24/20 11:25

Client ID: S-352-20FSP20-01 Date Received: 09/25/20

Sample Location: NEW BEDFORD, MA Field Prep: Not Specified

Sample Depth:

| Parameter | Result | Qualifier | Units | RL | MDL | Dilution Factor |
|---|---|---|---|---|---|---|
| PCB Congeners/Homologs - Mansfield Lab | | | | | | |
| Cl3-BZ#25 | ND | | ug/kg | 0.193 | 0.097 | 1 |
| Cl4-BZ#53 | ND | | ug/kg | 0.193 | 0.097 | 1 |
| Cl3-BZ#-31 | 0.150 | J | ug/kg | 0.193 | 0.097 | 1 |
| Cl3-BZ#28 | 0.217 | | ug/kg | 0.193 | 0.097 | 1 |
| Cl3-BZ#33 | ND | | ug/kg | 0.193 | 0.097 | 1 |
| Cl4-BZ#51 | ND | | ug/kg | 0.193 | 0.097 | 1 |
| Cl3-BZ#21/#20 | ND | | ug/kg | 0.386 | 0.193 | 1 |
| Cl4-BZ#45 | ND | | ug/kg | 0.193 | 0.097 | 1 |
| Cl3-BZ#22 | ND | | ug/kg | 0.193 | 0.097 | 1 |
| Cl4-BZ#73/#46 | ND | | ug/kg | 0.386 | 0.193 | 1 |
| Cl4-BZ#69 | ND | | ug/kg | 0.193 | 0.097 | 1 |
| Cl4-BZ#43 | ND | | ug/kg | 0.193 | 0.097 | 1 |
| Cl3-BZ#36 | ND | | ug/kg | 0.193 | 0.097 | 1 |
| Cl4-BZ#52 | 0.194 | | ug/kg | 0.193 | 0.097 | 1 |
| Cl4-BZ#48 | ND | | ug/kg | 0.193 | 0.097 | 1 |
| Cl4-BZ#49 | 0.191 | J | ug/kg | 0.193 | 0.097 | 1 |
| Cl5-BZ#104 | ND | | ug/kg | 0.193 | 0.097 | 1 |
| Cl4-BZ#47 | ND | | ug/kg | 0.193 | 0.097 | 1 |
| Cl4-BZ#65/#75/#62 | ND | | ug/kg | 0.579 | 0.290 | 1 |
| Cl3-BZ#39 | ND | | ug/kg | 0.193 | 0.097 | 1 |
| Cl3-BZ#38 | ND | | ug/kg | 0.193 | 0.097 | 1 |
| Cl4-BZ#44 | 0.102 | J | ug/kg | 0.193 | 0.097 | 1 |
| Cl4-BZ#59 | ND | | ug/kg | 0.193 | 0.097 | 1 |
| Cl4-BZ#42 | ND | | ug/kg | 0.193 | 0.097 | 1 |
| Cl4-BZ#71 | ND | | ug/kg | 0.193 | 0.097 | 1 |
| Cl3-BZ#35 | ND | | ug/kg | 0.193 | 0.097 | 1 |
| Cl4-BZ#41 | ND | | ug/kg | 0.193 | 0.097 | 1 |
| Cl4-BZ#72 | ND | | ug/kg | 0.193 | 0.097 | 1 |
| Cl5-BZ#96 | ND | | ug/kg | 0.193 | 0.097 | 1 |
| Cl5-BZ#103 | ND | | ug/kg | 0.193 | 0.097 | 1 |
| Cl4-BZ#68/#64 | ND | | ug/kg | 0.386 | 0.193 | 1 |
| Cl4-BZ#40 | ND | | ug/kg | 0.193 | 0.097 | 1 |
| Cl3-BZ#37 | ND | | ug/kg | 0.193 | 0.097 | 1 |
| Cl5-BZ#100 | ND | | ug/kg | 0.193 | 0.097 | 1 |
| Cl5-BZ#94 | ND | | ug/kg | 0.193 | 0.097 | 1 |
| Cl4-BZ#57 | ND | | ug/kg | 0.193 | 0.097 | 1 |
| Cl4-BZ#67/#58 | ND | | ug/kg | 0.386 | 0.193 | 1 |

**Project Name:** NEW BEDFORD HARBOR-LTM **Lab Number:** L2040666

**Project Number:** 60597627 **Report Date:** 10/16/20

## SAMPLE RESULTS

Lab ID: L2040666-08 Date Collected: 09/24/20 11:25

Client ID: S-352-20FSP20-01 Date Received: 09/25/20

Sample Location: NEW BEDFORD, MA Field Prep: Not Specified

Sample Depth:

| Parameter | Result | Qualifier | Units | RL | MDL | Dilution Factor |
|---|---|---|---|---|---|---|
| PCB Congeners/Homologs - Mansfield Lab | | | | | | |
| Cl5-BZ#102 | ND | | ug/kg | 0.193 | 0.097 | 1 |
| Cl4-BZ#61 | ND | | ug/kg | 0.193 | 0.097 | 1 |
| Cl5-BZ#98 | ND | | ug/kg | 0.193 | 0.097 | 1 |
| Cl4-BZ#76 | ND | | ug/kg | 0.193 | 0.097 | 1 |
| Cl5-BZ#93 | ND | | ug/kg | 0.193 | 0.097 | 1 |
| Cl4-BZ#63 | ND | | ug/kg | 0.193 | 0.097 | 1 |
| Cl5-BZ#121/#95/#88 | ND | | ug/kg | 0.579 | 0.290 | 1 |
| Cl4-BZ#74 | ND | | ug/kg | 0.193 | 0.097 | 1 |
| Cl6-BZ#155 | ND | | ug/kg | 0.193 | 0.097 | 1 |
| Cl4-BZ#70 | 0.140 | J | ug/kg | 0.193 | 0.097 | 1 |
| Cl5-BZ#91 | ND | | ug/kg | 0.193 | 0.097 | 1 |
| Cl4-BZ#66 | 0.240 | | ug/kg | 0.193 | 0.097 | 1 |
| Cl4-BZ#80 | ND | | ug/kg | 0.193 | 0.097 | 1 |
| Cl4-BZ#55 | ND | | ug/kg | 0.193 | 0.097 | 1 |
| Cl5-BZ#92 | ND | | ug/kg | 0.193 | 0.097 | 1 |
| Cl5-BZ#89/#84 | ND | | ug/kg | 0.386 | 0.193 | 1 |
| Cl5-BZ#101/#90 | 0.414 | | ug/kg | 0.386 | 0.193 | 1 |
| Cl4-BZ#56 | ND | | ug/kg | 0.193 | 0.097 | 1 |
| Cl5-BZ#113 | ND | | ug/kg | 0.193 | 0.097 | 1 |
| Cl5-BZ#99 | 0.356 | | ug/kg | 0.193 | 0.097 | 1 |
| Cl6-BZ#150 | ND | | ug/kg | 0.193 | 0.097 | 1 |
| Cl4-BZ#60 | ND | | ug/kg | 0.193 | 0.097 | 1 |
| Cl6-BZ#152 | ND | | ug/kg | 0.193 | 0.097 | 1 |
| Cl5-BZ#119 | ND | | ug/kg | 0.193 | 0.097 | 1 |
| Cl5-BZ#83/#125/#112 | ND | | ug/kg | 0.579 | 0.290 | 1 |
| Cl5-BZ#86/#109 | ND | | ug/kg | 0.386 | 0.193 | 1 |
| Cl6-BZ#145 | ND | | ug/kg | 0.193 | 0.097 | 1 |
| Cl5-BZ#97 | ND | | ug/kg | 0.193 | 0.097 | 1 |
| Cl6-BZ#148 | ND | | ug/kg | 0.193 | 0.097 | 1 |
| Cl4-BZ#79 | ND | | ug/kg | 0.193 | 0.097 | 1 |
| Cl5-BZ#116 | ND | | ug/kg | 0.193 | 0.097 | 1 |
| Cl6-BZ#154-Cal | ND | | ug/kg | 0.193 | 0.097 | 1 |
| Cl4-BZ#78 | ND | | ug/kg | 0.193 | 0.097 | 1 |
| Cl5-BZ#87/#111 | ND | | ug/kg | 0.386 | 0.193 | 1 |
| Cl6-BZ#136 | ND | | ug/kg | 0.193 | 0.097 | 1 |
| Cl5-BZ#117 | ND | | ug/kg | 0.193 | 0.097 | 1 |
| Cl5-BZ#115 | ND | | ug/kg | 0.193 | 0.097 | 1 |

**Project Name:** NEW BEDFORD HARBOR-LTM **Lab Number:** L2040666

**Project Number:** 60597627 **Report Date:** 10/16/20

## SAMPLE RESULTS

Lab ID: L2040666-08 Date Collected: 09/24/20 11:25

Client ID: S-352-20FSP20-01 Date Received: 09/25/20

Sample Location: NEW BEDFORD, MA Field Prep: Not Specified

Sample Depth:

| Parameter | Result | Qualifier | Units | RL | MDL | Dilution Factor |
|---|---|---|---|---|---|---|
| PCB Congeners/Homologs - Mansfield Lab | | | | | | |
| Cl5-BZ#85 | ND | | ug/kg | 0.193 | 0.097 | 1 |
| Cl5-BZ#120 | ND | | ug/kg | 0.193 | 0.097 | 1 |
| Cl5-BZ#110 | 0.240 | | ug/kg | 0.193 | 0.097 | 1 |
| Cl4-BZ#81 | ND | | ug/kg | 0.193 | 0.097 | 1 |
| Cl6-BZ#151 | ND | | ug/kg | 0.193 | 0.097 | 1 |
| Cl6-BZ#135 | ND | | ug/kg | 0.193 | 0.097 | 1 |
| Cl5-BZ#82 | ND | | ug/kg | 0.193 | 0.097 | 1 |
| Cl6-BZ#144 | ND | | ug/kg | 0.193 | 0.097 | 1 |
| Cl6-BZ#147/#149 | 0.210 | J | ug/kg | 0.386 | 0.193 | 1 |
| Cl4-BZ#77 | ND | | ug/kg | 0.193 | 0.097 | 1 |
| Cl6-BZ#143/#139 | ND | | ug/kg | 0.386 | 0.193 | 1 |
| Cl5-BZ#124 | ND | | ug/kg | 0.193 | 0.097 | 1 |
| Cl6-BZ#140 | ND | | ug/kg | 0.193 | 0.097 | 1 |
| Cl5-BZ#108 | ND | | ug/kg | 0.193 | 0.097 | 1 |
| Cl5-BZ#107/#123 | ND | | ug/kg | 0.386 | 0.193 | 1 |
| Cl7-BZ#188-Cal/RTW | ND | | ug/kg | 0.193 | 0.097 | 1 |
| Cl6-BZ#134 | ND | | ug/kg | 0.193 | 0.097 | 1 |
| Cl5-BZ#106 | ND | | ug/kg | 0.193 | 0.097 | 1 |
| Cl6-BZ#133 | ND | | ug/kg | 0.193 | 0.097 | 1 |
| Cl6-BZ#142 | ND | | ug/kg | 0.193 | 0.097 | 1 |
| Cl5-BZ#118 | 0.501 | | ug/kg | 0.193 | 0.097 | 1 |
| Cl6-BZ#131 | ND | | ug/kg | 0.193 | 0.097 | 1 |
| Cl7-BZ#184 | ND | | ug/kg | 0.193 | 0.097 | 1 |
| Cl6-BZ#165 | ND | | ug/kg | 0.193 | 0.097 | 1 |
| Cl6-BZ#146 | ND | | ug/kg | 0.193 | 0.097 | 1 |
| Cl6-BZ#161 | ND | | ug/kg | 0.193 | 0.097 | 1 |
| Cl5-BZ#122 | ND | | ug/kg | 0.193 | 0.097 | 1 |
| Cl6-BZ#168 | ND | | ug/kg | 0.193 | 0.097 | 1 |
| Cl5-BZ#114 | ND | | ug/kg | 0.193 | 0.097 | 1 |
| Cl6-BZ#153 | 0.445 | | ug/kg | 0.193 | 0.097 | 1 |
| Cl6-BZ#132 | ND | | ug/kg | 0.193 | 0.097 | 1 |
| Cl7-BZ#179 | ND | | ug/kg | 0.193 | 0.097 | 1 |
| Cl6-BZ#141 | ND | | ug/kg | 0.193 | 0.097 | 1 |
| Cl7-BZ#176 | ND | | ug/kg | 0.193 | 0.097 | 1 |
| Cl5-BZ#105 | 0.156 | J | ug/kg | 0.193 | 0.097 | 1 |
| Cl6-BZ#137 | ND | | ug/kg | 0.193 | 0.097 | 1 |
| Cl5-BZ#127 | ND | | ug/kg | 0.193 | 0.097 | 1 |

**Project Name:** NEW BEDFORD HARBOR-LTM **Lab Number:** L2040666

**Project Number:** 60597627 **Report Date:** 10/16/20

## SAMPLE RESULTS

Lab ID: L2040666-08 Date Collected: 09/24/20 11:25

Client ID: S-352-20FSP20-01 Date Received: 09/25/20

Sample Location: NEW BEDFORD, MA Field Prep: Not Specified

Sample Depth:

| Parameter | Result | Qualifier | Units | RL | MDL | Dilution Factor |
|---|---|---|---|---|---|---|
| PCB Congeners/Homologs - Mansfield Lab | | | | | | |
| Cl7-BZ#186 | ND | | ug/kg | 0.193 | 0.097 | 1 |
| Cl6-BZ#130/#164 | ND | | ug/kg | 0.386 | 0.193 | 1 |
| Cl7-BZ#178 | ND | | ug/kg | 0.193 | 0.097 | 1 |
| Cl6-BZ#138 | 0.247 | | ug/kg | 0.193 | 0.097 | 1 |
| Cl6-BZ#163/#160 | ND | | ug/kg | 0.386 | 0.193 | 1 |
| Cl6-BZ#129/#158 | ND | | ug/kg | 0.386 | 0.193 | 1 |
| Cl7-BZ#182/#175 | ND | | ug/kg | 0.386 | 0.193 | 1 |
| Cl7-BZ#187 | ND | | ug/kg | 0.193 | 0.097 | 1 |
| Cl7-BZ#183 | ND | | ug/kg | 0.193 | 0.097 | 1 |
| Cl6-BZ#166 | ND | | ug/kg | 0.193 | 0.097 | 1 |
| Cl6-BZ#159 | ND | | ug/kg | 0.193 | 0.097 | 1 |
| Cl5-BZ#126 | ND | | ug/kg | 0.193 | 0.097 | 1 |
| Cl7-BZ#185 | ND | | ug/kg | 0.193 | 0.097 | 1 |
| Cl6-BZ#162 | ND | | ug/kg | 0.193 | 0.097 | 1 |
| Cl7-BZ#174 | ND | | ug/kg | 0.193 | 0.097 | 1 |
| Cl6-BZ#128 | ND | | ug/kg | 0.193 | 0.097 | 1 |
| Cl8-BZ#202 | ND | | ug/kg | 0.193 | 0.097 | 1 |
| Cl6-BZ#167 | ND | | ug/kg | 0.193 | 0.097 | 1 |
| Cl7-BZ#181 | ND | | ug/kg | 0.193 | 0.097 | 1 |
| Cl7-BZ#177 | ND | | ug/kg | 0.193 | 0.097 | 1 |
| Cl8-BZ#204/#200-CAL | ND | | ug/kg | 0.386 | 0.193 | 1 |
| Cl7-BZ#171 | ND | | ug/kg | 0.193 | 0.097 | 1 |
| Cl7-BZ#173 | ND | | ug/kg | 0.193 | 0.097 | 1 |
| Cl8-BZ#197 | ND | | ug/kg | 0.193 | 0.097 | 1 |
| Cl7-BZ#172 | ND | | ug/kg | 0.193 | 0.097 | 1 |
| Cl7-BZ#192 | ND | | ug/kg | 0.193 | 0.097 | 1 |
| Cl6-BZ#156 | ND | | ug/kg | 0.193 | 0.097 | 1 |
| Cl6-BZ#157 | ND | | ug/kg | 0.193 | 0.097 | 1 |
| Cl7-BZ#180 | 0.128 | J | ug/kg | 0.193 | 0.097 | 1 |
| Cl7-BZ#193 | ND | | ug/kg | 0.193 | 0.097 | 1 |
| Cl8-BZ#199 | ND | | ug/kg | 0.193 | 0.097 | 1 |
| Cl7-BZ#191 | ND | | ug/kg | 0.193 | 0.097 | 1 |
| Cl8-BZ#198 | ND | | ug/kg | 0.193 | 0.097 | 1 |
| Cl8-BZ#201 | ND | | ug/kg | 0.193 | 0.097 | 1 |
| Cl7-BZ#170 | 0.103 | J | ug/kg | 0.193 | 0.097 | 1 |
| Cl7-BZ#190 | ND | | ug/kg | 0.193 | 0.097 | 1 |
| Cl8-BZ#196 | ND | | ug/kg | 0.193 | 0.097 | 1 |

**Project Name:** NEW BEDFORD HARBOR-LTM **Lab Number:** L2040666

**Project Number:** 60597627 **Report Date:** 10/16/20

## SAMPLE RESULTS

Lab ID: L2040666-08 Date Collected: 09/24/20 11:25

Client ID: S-352-20FSP20-01 Date Received: 09/25/20

Sample Location: NEW BEDFORD, MA Field Prep: Not Specified

Sample Depth:

| Parameter | Result | Qualifier | Units | RL | MDL | Dilution Factor |
|---|---|---|---|---|---|---|
| PCB Congeners/Homologs - Mansfield Lab | | | | | | |
| Cl8-BZ#203 | ND | | ug/kg | 0.193 | 0.097 | 1 |
| Cl6-BZ#169 | ND | | ug/kg | 0.193 | 0.097 | 1 |
| Cl9-BZ#208 | ND | | ug/kg | 0.193 | 0.097 | 1 |
| Cl9-BZ#207 | ND | | ug/kg | 0.193 | 0.097 | 1 |
| Cl7-BZ#189 | ND | | ug/kg | 0.193 | 0.097 | 1 |
| Cl8-BZ#195 | ND | | ug/kg | 0.193 | 0.097 | 1 |
| Cl8-BZ#194 | ND | | ug/kg | 0.193 | 0.097 | 1 |
| Cl8-BZ#205 | ND | | ug/kg | 0.193 | 0.097 | 1 |
| Cl9-BZ#206-Cal/RTW | ND | | ug/kg | 0.193 | 0.097 | 1 |
| Cl10-BZ#209-Cal/RTW | ND | | ug/kg | 0.193 | 0.097 | 1 |
| Monochlorobiphenyls | ND | | ug/kg | 0.193 | 0.097 | 1 |
| Dichlorobiphenyls | 0.105 | J | ug/kg | 0.193 | 0.097 | 1 |
| Trichlorobiphenyls | 0.367 | | ug/kg | 0.193 | 0.097 | 1 |
| Tetrachlorobiphenyls | 0.867 | | ug/kg | 0.193 | 0.097 | 1 |
| Pentachlorobiphenyls | 1.67 | | ug/kg | 0.193 | 0.097 | 1 |
| Hexachlorobiphenyls | 0.902 | | ug/kg | 0.193 | 0.097 | 1 |
| Heptachlorobiphenyls | 0.231 | | ug/kg | 0.193 | 0.097 | 1 |
| Octachlorobiphenyls | ND | | ug/kg | 0.193 | 0.097 | 1 |
| Nonachlorobiphenyls | ND | | ug/kg | 0.193 | 0.097 | 1 |
| Decachlorobiphenyl | ND | | ug/kg | 0.193 | 0.097 | 1 |
| Total PCB | 4.14 | | ug/kg | 0.193 | NA | 1 |

| Surrogate | % Recovery | Qualifier | Acceptance Criteria |
|---|---|---|---|
| Cl3-BZ#19-C13 (surr) | 81 | | 50-125 |
| Cl8-BZ#202-C13 (surr) | 85 | | 50-125 |

**Project Name:** NEW BEDFORD HARBOR-LTM
**Project Number:** 60597627

**Lab Number:** L2040666
**Report Date:** 10/16/20

# Method Blank Analysis
## Batch Quality Control

Analytical Method: 105,8270D-SIM/680(M)
Analytical Date: 10/12/20 14:51
Analyst: MJS

Extraction Method: EPA 3570
Extraction Date: 09/30/20 21:35
Cleanup Method: EPA 3630
Cleanup Date: 10/06/20

| Parameter | Result | Qualifier | Units | RL | MDL |
|---|---|---|---|---|---|
| PCB Congeners/Homologs - Mansfield Lab for sample(s): 01-08 Batch: WG1416517-1 | | | | | |
| Cl1-BZ#1-Cal/RTW | ND | | ug/kg | 0.200 | 0.100 |
| Cl1-BZ#2 | ND | | ug/kg | 0.200 | 0.100 |
| Cl1-BZ#3 | ND | | ug/kg | 0.200 | 0.100 |
| Cl2-BZ#4/#10 | ND | | ug/kg | 0.400 | 0.200 |
| Cl2-BZ#9 | ND | | ug/kg | 0.200 | 0.100 |
| Cl2-BZ#7 | ND | | ug/kg | 0.200 | 0.100 |
| Cl2-BZ#6 | ND | | ug/kg | 0.200 | 0.100 |
| Cl2-BZ#5 | ND | | ug/kg | 0.200 | 0.100 |
| Cl2-BZ#8 | ND | | ug/kg | 0.200 | 0.100 |
| Cl3-BZ#19 | ND | | ug/kg | 0.200 | 0.100 |
| Cl2-BZ#14 | ND | | ug/kg | 0.200 | 0.100 |
| Cl3-BZ#30 | ND | | ug/kg | 0.200 | 0.100 |
| Cl3-BZ#18 | ND | | ug/kg | 0.200 | 0.100 |
| Cl2-BZ#11 | ND | | ug/kg | 0.200 | 0.100 |
| Cl3-BZ#17 | ND | | ug/kg | 0.200 | 0.100 |
| Cl2-BZ#12 | ND | | ug/kg | 0.200 | 0.100 |
| Cl3-BZ#27 | ND | | ug/kg | 0.200 | 0.100 |
| Cl2-BZ#13 | ND | | ug/kg | 0.400 | 0.200 |
| Cl3-BZ#24 | ND | | ug/kg | 0.200 | 0.100 |
| Cl3-BZ#16 | ND | | ug/kg | 0.200 | 0.100 |
| Cl3-BZ#32 | ND | | ug/kg | 0.200 | 0.100 |
| Cl2-BZ#15 | ND | | ug/kg | 0.200 | 0.100 |
| Cl3-BZ#34 | ND | | ug/kg | 0.200 | 0.100 |
| Cl3-BZ#23 | ND | | ug/kg | 0.200 | 0.100 |
| Cl4-BZ#54 | ND | | ug/kg | 0.200 | 0.100 |
| Cl3-BZ#29-Cal | ND | | ug/kg | 0.200 | 0.100 |
| Cl4-BZ#50-Cal | ND | | ug/kg | 0.200 | 0.100 |
| Cl3-BZ#26 | ND | | ug/kg | 0.200 | 0.100 |
| Cl3-BZ#25 | ND | | ug/kg | 0.200 | 0.100 |

**Project Name:** NEW BEDFORD HARBOR-LTM
**Project Number:** 60597627

**Lab Number:** L2040666
**Report Date:** 10/16/20

# Method Blank Analysis
## Batch Quality Control

Analytical Method: 105,8270D-SIM/680(M)
Analytical Date: 10/12/20 14:51
Analyst: MJS

Extraction Method: EPA 3570
Extraction Date: 09/30/20 21:35
Cleanup Method: EPA 3630
Cleanup Date: 10/06/20

| Parameter | Result | Qualifier | Units | RL | MDL |
|---|---|---|---|---|---|
| PCB Congeners/Homologs - Mansfield Lab for sample(s): 01-08 Batch: WG1416517-1 | | | | | |
| Cl4-BZ#53 | ND | | ug/kg | 0.200 | 0.100 |
| Cl3-BZ#-31 | ND | | ug/kg | 0.200 | 0.100 |
| Cl3-BZ#28 | ND | | ug/kg | 0.200 | 0.100 |
| Cl3-BZ#33 | ND | | ug/kg | 0.200 | 0.100 |
| Cl4-BZ#51 | ND | | ug/kg | 0.200 | 0.100 |
| Cl3-BZ#21/#20 | ND | | ug/kg | 0.400 | 0.200 |
| Cl4-BZ#45 | ND | | ug/kg | 0.200 | 0.100 |
| Cl3-BZ#22 | ND | | ug/kg | 0.200 | 0.100 |
| Cl4-BZ#73/#46 | ND | | ug/kg | 0.400 | 0.200 |
| Cl4-BZ#69 | ND | | ug/kg | 0.200 | 0.100 |
| Cl4-BZ#43 | ND | | ug/kg | 0.200 | 0.100 |
| Cl3-BZ#36 | ND | | ug/kg | 0.200 | 0.100 |
| Cl4-BZ#52 | ND | | ug/kg | 0.200 | 0.100 |
| Cl4-BZ#48 | ND | | ug/kg | 0.200 | 0.100 |
| Cl4-BZ#49 | ND | | ug/kg | 0.200 | 0.100 |
| Cl5-BZ#104 | ND | | ug/kg | 0.200 | 0.100 |
| Cl4-BZ#47 | ND | | ug/kg | 0.200 | 0.100 |
| Cl4-BZ#65/#75/#62 | ND | | ug/kg | 0.600 | 0.300 |
| Cl3-BZ#39 | ND | | ug/kg | 0.200 | 0.100 |
| Cl3-BZ#38 | ND | | ug/kg | 0.200 | 0.100 |
| Cl4-BZ#44 | ND | | ug/kg | 0.200 | 0.100 |
| Cl4-BZ#59 | ND | | ug/kg | 0.200 | 0.100 |
| Cl4-BZ#42 | ND | | ug/kg | 0.200 | 0.100 |
| Cl4-BZ#71 | ND | | ug/kg | 0.200 | 0.100 |
| Cl3-BZ#35 | ND | | ug/kg | 0.200 | 0.100 |
| Cl4-BZ#41 | ND | | ug/kg | 0.200 | 0.100 |
| Cl4-BZ#72 | ND | | ug/kg | 0.200 | 0.100 |
| Cl5-BZ#96 | ND | | ug/kg | 0.200 | 0.100 |
| Cl5-BZ#103 | ND | | ug/kg | 0.200 | 0.100 |

**Project Name:** NEW BEDFORD HARBOR-LTM
**Project Number:** 60597627

**Lab Number:** L2040666
**Report Date:** 10/16/20

# Method Blank Analysis
## Batch Quality Control

Analytical Method: 105,8270D-SIM/680(M)
Analytical Date: 10/12/20 14:51
Analyst: MJS

Extraction Method: EPA 3570
Extraction Date: 09/30/20 21:35
Cleanup Method: EPA 3630
Cleanup Date: 10/06/20

| Parameter | Result | Qualifier | Units | RL | MDL |
|---|---|---|---|---|---|
| PCB Congeners/Homologs - Mansfield Lab for sample(s): 01-08 Batch: WG1416517-1 | | | | | |
| Cl4-BZ#68/#64 | ND | | ug/kg | 0.400 | 0.200 |
| Cl4-BZ#40 | ND | | ug/kg | 0.200 | 0.100 |
| Cl3-BZ#37 | ND | | ug/kg | 0.200 | 0.100 |
| Cl5-BZ#100 | ND | | ug/kg | 0.200 | 0.100 |
| Cl5-BZ#94 | ND | | ug/kg | 0.200 | 0.100 |
| Cl4-BZ#57 | ND | | ug/kg | 0.200 | 0.100 |
| Cl4-BZ#67/#58 | ND | | ug/kg | 0.400 | 0.200 |
| Cl5-BZ#102 | ND | | ug/kg | 0.200 | 0.100 |
| Cl4-BZ#61 | ND | | ug/kg | 0.200 | 0.100 |
| Cl5-BZ#98 | ND | | ug/kg | 0.200 | 0.100 |
| Cl4-BZ#76 | ND | | ug/kg | 0.200 | 0.100 |
| Cl5-BZ#93 | ND | | ug/kg | 0.200 | 0.100 |
| Cl4-BZ#63 | ND | | ug/kg | 0.200 | 0.100 |
| Cl5-BZ#121/#95/#88 | ND | | ug/kg | 0.600 | 0.300 |
| Cl4-BZ#74 | ND | | ug/kg | 0.200 | 0.100 |
| Cl6-BZ#155 | ND | | ug/kg | 0.200 | 0.100 |
| Cl4-BZ#70 | ND | | ug/kg | 0.200 | 0.100 |
| Cl5-BZ#91 | ND | | ug/kg | 0.200 | 0.100 |
| Cl4-BZ#66 | ND | | ug/kg | 0.200 | 0.100 |
| Cl4-BZ#80 | ND | | ug/kg | 0.200 | 0.100 |
| Cl4-BZ#55 | ND | | ug/kg | 0.200 | 0.100 |
| Cl5-BZ#92 | ND | | ug/kg | 0.200 | 0.100 |
| Cl5-BZ#89/#84 | ND | | ug/kg | 0.400 | 0.200 |
| Cl5-BZ#101/#90 | ND | | ug/kg | 0.400 | 0.200 |
| Cl4-BZ#56 | ND | | ug/kg | 0.200 | 0.100 |
| Cl5-BZ#113 | ND | | ug/kg | 0.200 | 0.100 |
| Cl5-BZ#99 | ND | | ug/kg | 0.200 | 0.100 |
| Cl6-BZ#150 | ND | | ug/kg | 0.200 | 0.100 |
| Cl4-BZ#60 | ND | | ug/kg | 0.200 | 0.100 |

**Project Name:** NEW BEDFORD HARBOR-LTM
**Project Number:** 60597627

**Lab Number:** L2040666
**Report Date:** 10/16/20

# Method Blank Analysis
## Batch Quality Control

Analytical Method: 105,8270D-SIM/680(M)
Analytical Date: 10/12/20 14:51
Analyst: MJS

Extraction Method: EPA 3570
Extraction Date: 09/30/20 21:35
Cleanup Method: EPA 3630
Cleanup Date: 10/06/20

| Parameter | Result | Qualifier | Units | RL | MDL |
|---|---|---|---|---|---|
| PCB Congeners/Homologs - Mansfield Lab for sample(s): 01-08 Batch: WG1416517-1 | | | | | |
| Cl6-BZ#152 | ND | | ug/kg | 0.200 | 0.100 |
| Cl5-BZ#119 | ND | | ug/kg | 0.200 | 0.100 |
| Cl5-BZ#83/#125/#112 | ND | | ug/kg | 0.600 | 0.300 |
| Cl5-BZ#86/#109 | ND | | ug/kg | 0.400 | 0.200 |
| Cl6-BZ#145 | ND | | ug/kg | 0.200 | 0.100 |
| Cl5-BZ#97 | ND | | ug/kg | 0.200 | 0.100 |
| Cl6-BZ#148 | ND | | ug/kg | 0.200 | 0.100 |
| Cl4-BZ#79 | ND | | ug/kg | 0.200 | 0.100 |
| Cl5-BZ#116 | ND | | ug/kg | 0.200 | 0.100 |
| Cl6-BZ#154-Cal | ND | | ug/kg | 0.200 | 0.100 |
| Cl4-BZ#78 | ND | | ug/kg | 0.200 | 0.100 |
| Cl5-BZ#87/#111 | ND | | ug/kg | 0.400 | 0.200 |
| Cl6-BZ#136 | ND | | ug/kg | 0.200 | 0.100 |
| Cl5-BZ#117 | ND | | ug/kg | 0.200 | 0.100 |
| Cl5-BZ#115 | ND | | ug/kg | 0.200 | 0.100 |
| Cl5-BZ#85 | ND | | ug/kg | 0.200 | 0.100 |
| Cl5-BZ#120 | ND | | ug/kg | 0.200 | 0.100 |
| Cl5-BZ#110 | ND | | ug/kg | 0.200 | 0.100 |
| Cl4-BZ#81 | ND | | ug/kg | 0.200 | 0.100 |
| Cl6-BZ#151 | ND | | ug/kg | 0.200 | 0.100 |
| Cl6-BZ#135 | ND | | ug/kg | 0.200 | 0.100 |
| Cl5-BZ#82 | ND | | ug/kg | 0.200 | 0.100 |
| Cl6-BZ#144 | ND | | ug/kg | 0.200 | 0.100 |
| Cl6-BZ#147/#149 | ND | | ug/kg | 0.400 | 0.200 |
| Cl4-BZ#77 | ND | | ug/kg | 0.200 | 0.100 |
| Cl6-BZ#143/#139 | ND | | ug/kg | 0.400 | 0.200 |
| Cl5-BZ#124 | ND | | ug/kg | 0.200 | 0.100 |
| Cl6-BZ#140 | ND | | ug/kg | 0.200 | 0.100 |
| Cl5-BZ#108 | ND | | ug/kg | 0.200 | 0.100 |

**Project Name:** NEW BEDFORD HARBOR-LTM
**Project Number:** 60597627

**Lab Number:** L2040666
**Report Date:** 10/16/20

# Method Blank Analysis
## Batch Quality Control

Analytical Method: 105,8270D-SIM/680(M)
Analytical Date: 10/12/20 14:51
Analyst: MJS

Extraction Method: EPA 3570
Extraction Date: 09/30/20 21:35
Cleanup Method: EPA 3630
Cleanup Date: 10/06/20

| Parameter | Result | Qualifier | Units | RL | MDL |
|---|---|---|---|---|---|
| PCB Congeners/Homologs - Mansfield Lab for sample(s): 01-08 Batch: WG1416517-1 | | | | | |
| Cl5-BZ#107/#123 | ND | | ug/kg | 0.400 | 0.200 |
| Cl7-BZ#188-Cal/RTW | ND | | ug/kg | 0.200 | 0.100 |
| Cl6-BZ#134 | ND | | ug/kg | 0.200 | 0.100 |
| Cl5-BZ#106 | ND | | ug/kg | 0.200 | 0.100 |
| Cl6-BZ#133 | ND | | ug/kg | 0.200 | 0.100 |
| Cl6-BZ#142 | ND | | ug/kg | 0.200 | 0.100 |
| Cl5-BZ#118 | ND | | ug/kg | 0.200 | 0.100 |
| Cl6-BZ#131 | ND | | ug/kg | 0.200 | 0.100 |
| Cl7-BZ#184 | ND | | ug/kg | 0.200 | 0.100 |
| Cl6-BZ#165 | ND | | ug/kg | 0.200 | 0.100 |
| Cl6-BZ#146 | ND | | ug/kg | 0.200 | 0.100 |
| Cl6-BZ#161 | ND | | ug/kg | 0.200 | 0.100 |
| Cl5-BZ#122 | ND | | ug/kg | 0.200 | 0.100 |
| Cl6-BZ#168 | ND | | ug/kg | 0.200 | 0.100 |
| Cl5-BZ#114 | ND | | ug/kg | 0.200 | 0.100 |
| Cl6-BZ#153 | ND | | ug/kg | 0.200 | 0.100 |
| Cl6-BZ#132 | ND | | ug/kg | 0.200 | 0.100 |
| Cl7-BZ#179 | ND | | ug/kg | 0.200 | 0.100 |
| Cl6-BZ#141 | ND | | ug/kg | 0.200 | 0.100 |
| Cl7-BZ#176 | ND | | ug/kg | 0.200 | 0.100 |
| Cl5-BZ#105 | ND | | ug/kg | 0.200 | 0.100 |
| Cl6-BZ#137 | ND | | ug/kg | 0.200 | 0.100 |
| Cl5-BZ#127 | ND | | ug/kg | 0.200 | 0.100 |
| Cl7-BZ#186 | ND | | ug/kg | 0.200 | 0.100 |
| Cl6-BZ#130/#164 | ND | | ug/kg | 0.400 | 0.200 |
| Cl7-BZ#178 | ND | | ug/kg | 0.200 | 0.100 |
| Cl6-BZ#138 | ND | | ug/kg | 0.200 | 0.100 |
| Cl6-BZ#163/#160 | ND | | ug/kg | 0.400 | 0.200 |
| Cl6-BZ#129/#158 | ND | | ug/kg | 0.400 | 0.200 |

**Project Name:** NEW BEDFORD HARBOR-LTM
**Project Number:** 60597627

**Lab Number:** L2040666
**Report Date:** 10/16/20

# Method Blank Analysis
## Batch Quality Control

Analytical Method: 105,8270D-SIM/680(M)
Analytical Date: 10/12/20 14:51
Analyst: MJS

Extraction Method: EPA 3570
Extraction Date: 09/30/20 21:35
Cleanup Method: EPA 3630
Cleanup Date: 10/06/20

| Parameter | Result | Qualifier | Units | RL | MDL |
|---|---|---|---|---|---|
| PCB Congeners/Homologs - Mansfield Lab for sample(s): 01-08 Batch: WG1416517-1 | | | | | |
| Cl7-BZ#182/#175 | ND | | ug/kg | 0.400 | 0.200 |
| Cl7-BZ#187 | ND | | ug/kg | 0.200 | 0.100 |
| Cl7-BZ#183 | ND | | ug/kg | 0.200 | 0.100 |
| Cl6-BZ#166 | ND | | ug/kg | 0.200 | 0.100 |
| Cl6-BZ#159 | ND | | ug/kg | 0.200 | 0.100 |
| Cl5-BZ#126 | ND | | ug/kg | 0.200 | 0.100 |
| Cl7-BZ#185 | ND | | ug/kg | 0.200 | 0.100 |
| Cl6-BZ#162 | ND | | ug/kg | 0.200 | 0.100 |
| Cl7-BZ#174 | ND | | ug/kg | 0.200 | 0.100 |
| Cl6-BZ#128 | ND | | ug/kg | 0.200 | 0.100 |
| Cl8-BZ#202 | ND | | ug/kg | 0.200 | 0.100 |
| Cl6-BZ#167 | ND | | ug/kg | 0.200 | 0.100 |
| Cl7-BZ#181 | ND | | ug/kg | 0.200 | 0.100 |
| Cl7-BZ#177 | ND | | ug/kg | 0.200 | 0.100 |
| Cl8-BZ#204/#200-CAL | ND | | ug/kg | 0.400 | 0.200 |
| Cl7-BZ#171 | ND | | ug/kg | 0.200 | 0.100 |
| Cl7-BZ#173 | ND | | ug/kg | 0.200 | 0.100 |
| Cl8-BZ#197 | ND | | ug/kg | 0.200 | 0.100 |
| Cl7-BZ#172 | ND | | ug/kg | 0.200 | 0.100 |
| Cl7-BZ#192 | ND | | ug/kg | 0.200 | 0.100 |
| Cl6-BZ#156 | ND | | ug/kg | 0.200 | 0.100 |
| Cl6-BZ#157 | ND | | ug/kg | 0.200 | 0.100 |
| Cl7-BZ#180 | ND | | ug/kg | 0.200 | 0.100 |
| Cl7-BZ#193 | ND | | ug/kg | 0.200 | 0.100 |
| Cl8-BZ#199 | ND | | ug/kg | 0.200 | 0.100 |
| Cl7-BZ#191 | ND | | ug/kg | 0.200 | 0.100 |
| Cl8-BZ#198 | ND | | ug/kg | 0.200 | 0.100 |
| Cl8-BZ#201 | ND | | ug/kg | 0.200 | 0.100 |
| Cl7-BZ#170 | ND | | ug/kg | 0.200 | 0.100 |

**Project Name:** NEW BEDFORD HARBOR-LTM
**Project Number:** 60597627

**Lab Number:** L2040666
**Report Date:** 10/16/20

# Method Blank Analysis
## Batch Quality Control

Analytical Method: 105,8270D-SIM/680(M)
Analytical Date: 10/12/20 14:51
Analyst: MJS

Extraction Method: EPA 3570
Extraction Date: 09/30/20 21:35
Cleanup Method: EPA 3630
Cleanup Date: 10/06/20

| Parameter | Result | Qualifier | Units | RL | MDL |
|---|---|---|---|---|---|
| PCB Congeners/Homologs - Mansfield Lab for sample(s): 01-08 Batch: WG1416517-1 | | | | | |
| Cl7-BZ#190 | ND | | ug/kg | 0.200 | 0.100 |
| Cl8-BZ#196 | ND | | ug/kg | 0.200 | 0.100 |
| Cl8-BZ#203 | ND | | ug/kg | 0.200 | 0.100 |
| Cl6-BZ#169 | ND | | ug/kg | 0.200 | 0.100 |
| Cl9-BZ#208 | ND | | ug/kg | 0.200 | 0.100 |
| Cl9-BZ#207 | ND | | ug/kg | 0.200 | 0.100 |
| Cl7-BZ#189 | ND | | ug/kg | 0.200 | 0.100 |
| Cl8-BZ#195 | ND | | ug/kg | 0.200 | 0.100 |
| Cl8-BZ#194 | ND | | ug/kg | 0.200 | 0.100 |
| Cl8-BZ#205 | ND | | ug/kg | 0.200 | 0.100 |
| Cl9-BZ#206-Cal/RTW | ND | | ug/kg | 0.200 | 0.100 |
| Cl10-BZ#209-Cal/RTW | ND | | ug/kg | 0.200 | 0.100 |
| Monochlorobiphenyls | ND | | ug/kg | 0.200 | 0.100 |
| Dichlorobiphenyls | ND | | ug/kg | 0.200 | 0.100 |
| Trichlorobiphenyls | ND | | ug/kg | 0.200 | 0.100 |
| Tetrachlorobiphenyls | ND | | ug/kg | 0.200 | 0.100 |
| Pentachlorobiphenyls | ND | | ug/kg | 0.200 | 0.100 |
| Hexachlorobiphenyls | ND | | ug/kg | 0.200 | 0.100 |
| Heptachlorobiphenyls | ND | | ug/kg | 0.200 | 0.100 |
| Octachlorobiphenyls | ND | | ug/kg | 0.200 | 0.100 |
| Nonachlorobiphenyls | ND | | ug/kg | 0.200 | 0.100 |
| Decachlorobiphenyl | ND | | ug/kg | 0.200 | 0.100 |
| Total PCB | ND | | ug/kg | 0.200 | NA |

| Surrogate | %Recovery | Qualifier | Acceptance Criteria |
|---|---|---|---|
| Cl3-BZ#19-C13 (surr) | 84 | | 50-125 |
| Cl8-BZ#202-C13 (surr) | 81 | | 50-125 |

# Lab Control Sample Analysis
## Batch Quality Control

**Project Name:** NEW BEDFORD HARBOR-LTM
**Project Number:** 60597627

**Lab Number:** L2040666
**Report Date:** 10/16/20

| Parameter | LCS %Recovery | Qual | LCSD %Recovery | Qual | %Recovery Limits | RPD | Qual | RPD Limits |
|---|---|---|---|---|---|---|---|---|
| PCB Congeners/Homologs - Mansfield Lab Associated sample(s): 01-08 Batch: WG1416517-2 WG1416517-3 | | | | | | | | |
| Cl1-BZ#1 | 74 | | 70 | | 40-140 | 6 | | 30 |
| Cl1-BZ#2 | 78 | | 73 | | 40-140 | 7 | | 30 |
| Cl1-BZ#3 | 76 | | 73 | | 40-140 | 4 | | 30 |
| Cl2-BZ#4/#10 | 76 | | 71 | | 40-140 | 7 | | 30 |
| Cl2-BZ#9 | 80 | | 74 | | 40-140 | 8 | | 30 |
| Cl2-BZ#7 | 78 | | 74 | | 40-140 | 5 | | 30 |
| Cl2-BZ#6 | 80 | | 77 | | 40-140 | 4 | | 30 |
| Cl2-BZ#5 | 80 | | 76 | | 40-140 | 5 | | 30 |
| Cl2-BZ#8 | 80 | | 74 | | 40-140 | 8 | | 30 |
| Cl3-BZ#19 | 78 | | 74 | | 40-140 | 5 | | 30 |
| Cl2-BZ#14 | 80 | | 77 | | 40-140 | 4 | | 30 |
| Cl3-BZ#30 | 75 | | 70 | | 40-140 | 7 | | 30 |
| Cl3-BZ#18 | 83 | | 77 | | 40-140 | 8 | | 30 |
| Cl2-BZ#11 | 80 | | 78 | | 40-140 | 3 | | 30 |
| Cl3-BZ#17 | 79 | | 76 | | 40-140 | 4 | | 30 |
| Cl2-BZ#12 | 80 | | 76 | | 40-140 | 5 | | 30 |
| Cl3-BZ#27 | 80 | | 75 | | 40-140 | 6 | | 30 |
| Cl2-BZ#13 | 78 | | 76 | | 40-140 | 3 | | 30 |
| Cl3-BZ#24 | 78 | | 73 | | 40-140 | 7 | | 30 |
| Cl3-BZ#16 | 81 | | 76 | | 40-140 | 6 | | 30 |
| Cl3-BZ#32 | 79 | | 74 | | 40-140 | 7 | | 30 |
| Cl2-BZ#15 | 69 | | 67 | | 40-140 | 3 | | 30 |
| Cl3-BZ#34 | 79 | | 74 | | 40-140 | 7 | | 30 |

# Lab Control Sample Analysis
## Batch Quality Control

**Project Name:** NEW BEDFORD HARBOR-LTM
**Project Number:** 60597627

**Lab Number:** L2040666
**Report Date:** 10/16/20

| Parameter | LCS %Recovery | Qual | LCSD %Recovery | Qual | %Recovery Limits | RPD | Qual | RPD Limits |
|---|---|---|---|---|---|---|---|---|
| PCB Congeners/Homologs - Mansfield Lab Associated sample(s): 01-08 Batch: WG1416517-2 WG1416517-3 | | | | | | | | |
| Cl3-BZ#23 | 79 | | 74 | | 40-140 | 7 | | 30 |
| Cl4-BZ#54 | 76 | | 71 | | 40-140 | 7 | | 30 |
| Cl3-BZ#29-Cal | 82 | | 78 | | 40-140 | 5 | | 30 |
| Cl4-BZ#50-Cal | 82 | | 77 | | 40-140 | 6 | | 30 |
| Cl3-BZ#26 | 79 | | 75 | | 40-140 | 5 | | 30 |
| Cl3-BZ#25 | 84 | | 79 | | 40-140 | 6 | | 30 |
| Cl4-BZ#53 | 83 | | 79 | | 40-140 | 5 | | 30 |
| Cl3-BZ#-31 | 82 | | 79 | | 40-140 | 4 | | 30 |
| Cl3-BZ#28 | 79 | | 76 | | 40-140 | 4 | | 30 |
| Cl3-BZ#33 | 75 | | 71 | | 40-140 | 5 | | 30 |
| Cl4-BZ#51 | 80 | | 76 | | 40-140 | 5 | | 30 |
| Cl3-BZ#21/#20 | 84 | | 82 | | 40-140 | 2 | | 30 |
| Cl4-BZ#45 | 84 | | 81 | | 40-140 | 4 | | 30 |
| Cl3-BZ#22 | 85 | | 80 | | 40-140 | 6 | | 30 |
| Cl4-BZ#73/#46 | 83 | | 79 | | 40-140 | 5 | | 30 |
| Cl4-BZ#69 | 85 | | 81 | | 40-140 | 5 | | 30 |
| Cl4-BZ#43 | 73 | | 68 | | 40-140 | 7 | | 30 |
| Cl3-BZ#36 | 80 | | 77 | | 40-140 | 4 | | 30 |
| Cl4-BZ#52 | 82 | | 78 | | 40-140 | 5 | | 30 |
| Cl4-BZ#48 | 82 | | 79 | | 40-140 | 4 | | 30 |
| Cl4-BZ#49 | 81 | | 78 | | 40-140 | 4 | | 30 |
| Cl5-BZ#104 | 78 | | 74 | | 40-140 | 5 | | 30 |
| Cl4-BZ#47 | 90 | | 86 | | 40-140 | 5 | | 30 |

# Lab Control Sample Analysis
## Batch Quality Control

**Project Name:** NEW BEDFORD HARBOR-LTM
**Project Number:** 60597627

**Lab Number:** L2040666
**Report Date:** 10/16/20

| Parameter | LCS %Recovery | Qual | LCSD %Recovery | Qual | %Recovery Limits | RPD | Qual | RPD Limits |
|---|---|---|---|---|---|---|---|---|
| PCB Congeners/Homologs - Mansfield Lab Associated sample(s): 01-08 Batch: WG1416517-2 WG1416517-3 | | | | | | | | |
| Cl4-BZ#65/#75/#62 | 81 | | 78 | | 40-140 | 4 | | 30 |
| Cl3-BZ#39 | 79 | | 75 | | 40-140 | 5 | | 30 |
| Cl3-BZ#38 | 83 | | 79 | | 40-140 | 5 | | 30 |
| Cl4-BZ#44 | 88 | | 82 | | 40-140 | 7 | | 30 |
| Cl4-BZ#59 | 89 | | 85 | | 40-140 | 5 | | 30 |
| Cl4-BZ#42 | 86 | | 80 | | 40-140 | 7 | | 30 |
| Cl4-BZ#71 | 86 | | 82 | | 40-140 | 5 | | 30 |
| Cl3-BZ#35 | 82 | | 80 | | 40-140 | 2 | | 30 |
| Cl4-BZ#41 | 83 | | 78 | | 40-140 | 6 | | 30 |
| Cl4-BZ#72 | 88 | | 84 | | 40-140 | 5 | | 30 |
| Cl5-BZ#96 | 76 | | 70 | | 40-140 | 8 | | 30 |
| Cl5-BZ#103 | 76 | | 76 | | 40-140 | 0 | | 30 |
| Cl4-BZ#68/#64 | 85 | | 81 | | 40-140 | 5 | | 30 |
| Cl4-BZ#40 | 80 | | 75 | | 40-140 | 6 | | 30 |
| Cl3-BZ#37 | 84 | | 82 | | 40-140 | 2 | | 30 |
| Cl5-BZ#100 | 81 | | 77 | | 40-140 | 5 | | 30 |
| Cl5-BZ#94 | 78 | | 72 | | 40-140 | 8 | | 30 |
| Cl4-BZ#57 | 85 | | 83 | | 40-140 | 2 | | 30 |
| Cl4-BZ#67/#58 | 83 | | 81 | | 40-140 | 2 | | 30 |
| Cl5-BZ#102 | 75 | | 73 | | 40-140 | 3 | | 30 |
| Cl4-BZ#61 | 86 | | 83 | | 40-140 | 4 | | 30 |
| Cl5-BZ#98 | 75 | | 72 | | 40-140 | 4 | | 30 |
| Cl4-BZ#76 | 77 | | 73 | | 40-140 | 5 | | 30 |

# Lab Control Sample Analysis
## Batch Quality Control

**Project Name:** NEW BEDFORD HARBOR-LTM
**Project Number:** 60597627

**Lab Number:** L2040666
**Report Date:** 10/16/20

| Parameter | LCS %Recovery | Qual | LCSD %Recovery | Qual | %Recovery Limits | RPD | Qual | RPD Limits |
|---|---|---|---|---|---|---|---|---|
| PCB Congeners/Homologs - Mansfield Lab Associated sample(s): 01-08 Batch: WG1416517-2 WG1416517-3 | | | | | | | | |
| Cl5-BZ#93 | 78 | | 74 | | 40-140 | 5 | | 30 |
| Cl4-BZ#63 | 81 | | 80 | | 40-140 | 1 | | 30 |
| Cl5-BZ#121/#95/#88 | 81 | | 78 | | 40-140 | 4 | | 30 |
| Cl4-BZ#74 | 88 | | 84 | | 40-140 | 5 | | 30 |
| Cl6-BZ#155 | 76 | | 76 | | 40-140 | 0 | | 30 |
| Cl4-BZ#70 | 85 | | 82 | | 40-140 | 4 | | 30 |
| Cl5-BZ#91 | 75 | | 74 | | 40-140 | 1 | | 30 |
| Cl4-BZ#66 | 87 | | 84 | | 40-140 | 4 | | 30 |
| Cl4-BZ#80 | 86 | | 84 | | 40-140 | 2 | | 30 |
| Cl4-BZ#55 | 84 | | 82 | | 40-140 | 2 | | 30 |
| Cl5-BZ#92 | 83 | | 80 | | 40-140 | 4 | | 30 |
| Cl5-BZ#89/#84 | 80 | | 77 | | 40-140 | 4 | | 30 |
| Cl5-BZ#101/#90 | 82 | | 78 | | 40-140 | 5 | | 30 |
| Cl4-BZ#56 | 82 | | 79 | | 40-140 | 4 | | 30 |
| Cl5-BZ#113 | 82 | | 80 | | 40-140 | 2 | | 30 |
| Cl5-BZ#99 | 83 | | 83 | | 40-140 | 0 | | 30 |
| Cl6-BZ#150 | 80 | | 76 | | 40-140 | 5 | | 30 |
| Cl4-BZ#60 | 84 | | 80 | | 40-140 | 5 | | 30 |
| Cl6-BZ#152 | 84 | | 82 | | 40-140 | 2 | | 30 |
| Cl5-BZ#119 | 84 | | 84 | | 40-140 | 0 | | 30 |
| Cl5-BZ#83/#125/#112 | 82 | | 80 | | 40-140 | 2 | | 30 |
| Cl5-BZ#86/#109 | 82 | | 84 | | 40-140 | 2 | | 30 |
| Cl6-BZ#145 | 83 | | 77 | | 40-140 | 8 | | 30 |

# Lab Control Sample Analysis
## Batch Quality Control

**Project Name:** NEW BEDFORD HARBOR-LTM
**Project Number:** 60597627

**Lab Number:** L2040666
**Report Date:** 10/16/20

| Parameter | LCS %Recovery | Qual | LCSD %Recovery | Qual | %Recovery Limits | RPD | Qual | RPD Limits |
|---|---|---|---|---|---|---|---|---|
| PCB Congeners/Homologs - Mansfield Lab Associated sample(s): 01-08 Batch: WG1416517-2 WG1416517-3 | | | | | | | | |
| Cl5-BZ#97 | 80 | | 73 | | 40-140 | 9 | | 30 |
| Cl6-BZ#148 | 82 | | 82 | | 40-140 | 0 | | 30 |
| Cl4-BZ#79 | 90 | | 89 | | 40-140 | 1 | | 30 |
| Cl5-BZ#116 | 86 | | 84 | | 40-140 | 2 | | 30 |
| Cl6-BZ#154-Cal | 83 | | 84 | | 40-140 | 1 | | 30 |
| Cl4-BZ#78 | 87 | | 82 | | 40-140 | 6 | | 30 |
| Cl5-BZ#87/#111 | 84 | | 81 | | 40-140 | 4 | | 30 |
| Cl6-BZ#136 | 83 | | 80 | | 40-140 | 4 | | 30 |
| Cl5-BZ#117 | 84 | | 81 | | 40-140 | 4 | | 30 |
| Cl5-BZ#115 | 82 | | 77 | | 40-140 | 6 | | 30 |
| Cl5-BZ#85 | 80 | | 78 | | 40-140 | 3 | | 30 |
| Cl5-BZ#120 | 81 | | 82 | | 40-140 | 1 | | 30 |
| Cl5-BZ#110 | 88 | | 86 | | 40-140 | 2 | | 30 |
| Cl4-BZ#81 | 90 | | 88 | | 40-140 | 2 | | 30 |
| Cl6-BZ#151 | 73 | | 75 | | 40-140 | 3 | | 30 |
| Cl6-BZ#135 | 78 | | 76 | | 40-140 | 3 | | 30 |
| Cl5-BZ#82 | 75 | | 76 | | 40-140 | 1 | | 30 |
| Cl6-BZ#144 | 77 | | 73 | | 40-140 | 5 | | 30 |
| Cl6-BZ#147/#149 | 80 | | 78 | | 40-140 | 3 | | 30 |
| Cl4-BZ#77 | 81 | | 81 | | 40-140 | 0 | | 30 |
| Cl6-BZ#143/#139 | 76 | | 76 | | 40-140 | 0 | | 30 |
| Cl5-BZ#124 | 79 | | 82 | | 40-140 | 4 | | 30 |
| Cl6-BZ#140 | 75 | | 74 | | 40-140 | 1 | | 30 |

# Lab Control Sample Analysis
## Batch Quality Control

**Project Name:** NEW BEDFORD HARBOR-LTM
**Project Number:** 60597627

**Lab Number:** L2040666
**Report Date:** 10/16/20

| Parameter | LCS %Recovery | Qual | LCSD %Recovery | Qual | %Recovery Limits | RPD | Qual | RPD Limits |
|---|---|---|---|---|---|---|---|---|
| PCB Congeners/Homologs - Mansfield Lab Associated sample(s): 01-08 Batch: WG1416517-2 WG1416517-3 | | | | | | | | |
| Cl5-BZ#108 | 89 | | 85 | | 40-140 | 5 | | 30 |
| Cl5-BZ#107/#123 | 76 | | 77 | | 40-140 | 1 | | 30 |
| Cl7-BZ#188-Cal/RTW | 73 | | 74 | | 40-140 | 1 | | 30 |
| Cl6-BZ#134 | 76 | | 80 | | 40-140 | 5 | | 30 |
| Cl5-BZ#106 | 70 | | 70 | | 40-140 | 0 | | 30 |
| Cl6-BZ#133 | 76 | | 78 | | 40-140 | 3 | | 30 |
| Cl6-BZ#142 | 78 | | 77 | | 40-140 | 1 | | 30 |
| Cl5-BZ#118 | 73 | | 72 | | 40-140 | 1 | | 30 |
| Cl6-BZ#131 | 74 | | 74 | | 40-140 | 0 | | 30 |
| Cl7-BZ#184 | 74 | | 75 | | 40-140 | 1 | | 30 |
| Cl6-BZ#165 | 78 | | 81 | | 40-140 | 4 | | 30 |
| Cl6-BZ#146 | 79 | | 78 | | 40-140 | 1 | | 30 |
| Cl6-BZ#161 | 76 | | 75 | | 40-140 | 1 | | 30 |
| Cl5-BZ#122 | 76 | | 76 | | 40-140 | 0 | | 30 |
| Cl6-BZ#168 | 84 | | 85 | | 40-140 | 1 | | 30 |
| Cl5-BZ#114 | 74 | | 77 | | 40-140 | 4 | | 30 |
| Cl6-BZ#153 | 75 | | 73 | | 40-140 | 3 | | 30 |
| Cl6-BZ#132 | 78 | | 81 | | 40-140 | 4 | | 30 |
| Cl7-BZ#179 | 81 | | 80 | | 40-140 | 1 | | 30 |
| Cl6-BZ#141 | 89 | | 91 | | 40-140 | 2 | | 30 |
| Cl7-BZ#176 | 78 | | 80 | | 40-140 | 3 | | 30 |
| Cl5-BZ#105 | 77 | | 76 | | 40-140 | 1 | | 30 |
| Cl6-BZ#137 | 86 | | 89 | | 40-140 | 3 | | 30 |

# Lab Control Sample Analysis
## Batch Quality Control

**Project Name:** NEW BEDFORD HARBOR-LTM
**Project Number:** 60597627

**Lab Number:** L2040666
**Report Date:** 10/16/20

| Parameter | LCS %Recovery | Qual | LCSD %Recovery | Qual | %Recovery Limits | RPD | Qual | RPD Limits |
|---|---|---|---|---|---|---|---|---|
| PCB Congeners/Homologs - Mansfield Lab Associated sample(s): 01-08 Batch: WG1416517-2 WG1416517-3 | | | | | | | | |
| Cl5-BZ#127 | 76 | | 77 | | 40-140 | 1 | | 30 |
| Cl7-BZ#186 | 73 | | 74 | | 40-140 | 1 | | 30 |
| Cl6-BZ#130/#164 | 81 | | 80 | | 40-140 | 1 | | 30 |
| Cl7-BZ#178 | 84 | | 82 | | 40-140 | 2 | | 30 |
| Cl6-BZ#138 | 91 | | 91 | | 40-140 | 0 | | 30 |
| Cl6-BZ#163/#160 | 85 | | 86 | | 40-140 | 1 | | 30 |
| Cl6-BZ#129/#158 | 73 | | 73 | | 40-140 | 0 | | 30 |
| Cl7-BZ#182/#175 | 79 | | 79 | | 40-140 | 0 | | 30 |
| Cl7-BZ#187 | 81 | | 80 | | 40-140 | 1 | | 30 |
| Cl7-BZ#183 | 82 | | 85 | | 40-140 | 4 | | 30 |
| Cl6-BZ#166 | 91 | | 87 | | 40-140 | 4 | | 30 |
| Cl6-BZ#159 | 83 | | 86 | | 40-140 | 4 | | 30 |
| Cl5-BZ#126 | 76 | | 78 | | 40-140 | 3 | | 30 |
| Cl7-BZ#185 | 81 | | 78 | | 40-140 | 4 | | 30 |
| Cl6-BZ#162 | 81 | | 83 | | 40-140 | 2 | | 30 |
| Cl7-BZ#174 | 75 | | 79 | | 40-140 | 5 | | 30 |
| Cl6-BZ#128 | 76 | | 79 | | 40-140 | 4 | | 30 |
| Cl8-BZ#202 | 77 | | 73 | | 40-140 | 5 | | 30 |
| Cl6-BZ#167 | 87 | | 88 | | 40-140 | 1 | | 30 |
| Cl7-BZ#181 | 84 | | 86 | | 40-140 | 2 | | 30 |
| Cl7-BZ#177 | 85 | | 87 | | 40-140 | 2 | | 30 |
| Cl8-BZ#204/#200-CAL | 81 | | 82 | | 40-140 | 1 | | 30 |
| Cl7-BZ#171 | 82 | | 84 | | 40-140 | 2 | | 30 |

# Lab Control Sample Analysis
## Batch Quality Control

**Project Name:** NEW BEDFORD HARBOR-LTM
**Project Number:** 60597627

**Lab Number:** L2040666
**Report Date:** 10/16/20

| Parameter | LCS %Recovery | Qual | LCSD %Recovery | Qual | %Recovery Limits | RPD | Qual | RPD Limits |
|---|---|---|---|---|---|---|---|---|
| PCB Congeners/Homologs - Mansfield Lab Associated sample(s): 01-08 Batch: WG1416517-2 WG1416517-3 | | | | | | | | |
| Cl7-BZ#173 | 88 | | 88 | | 40-140 | 0 | | 30 |
| Cl8-BZ#197 | 87 | | 82 | | 40-140 | 6 | | 30 |
| Cl7-BZ#172 | 90 | | 89 | | 40-140 | 1 | | 30 |
| Cl7-BZ#192 | 82 | | 80 | | 40-140 | 2 | | 30 |
| Cl6-BZ#156 | 82 | | 85 | | 40-140 | 4 | | 30 |
| Cl6-BZ#157 | 78 | | 80 | | 40-140 | 3 | | 30 |
| Cl7-BZ#180 | 74 | | 75 | | 40-140 | 1 | | 30 |
| Cl7-BZ#193 | 75 | | 80 | | 40-140 | 6 | | 30 |
| Cl8-BZ#199 | 78 | | 79 | | 40-140 | 1 | | 30 |
| Cl7-BZ#191 | 88 | | 88 | | 40-140 | 0 | | 30 |
| Cl8-BZ#198 | 83 | | 86 | | 40-140 | 4 | | 30 |
| Cl8-BZ#201 | 82 | | 81 | | 40-140 | 1 | | 30 |
| Cl7-BZ#170 | 88 | | 89 | | 40-140 | 1 | | 30 |
| Cl7-BZ#190 | 84 | | 85 | | 40-140 | 1 | | 30 |
| Cl8-BZ#196 | 85 | | 87 | | 40-140 | 2 | | 30 |
| Cl8-BZ#203 | 80 | | 83 | | 40-140 | 4 | | 30 |
| Cl6-BZ#169 | 85 | | 84 | | 40-140 | 1 | | 30 |
| Cl9-BZ#208 | 83 | | 82 | | 40-140 | 1 | | 30 |
| Cl9-BZ#207 | 89 | | 87 | | 40-140 | 2 | | 30 |
| Cl7-BZ#189 | 84 | | 90 | | 40-140 | 7 | | 30 |
| Cl8-BZ#195 | 85 | | 84 | | 40-140 | 1 | | 30 |
| Cl8-BZ#194 | 92 | | 97 | | 40-140 | 5 | | 30 |
| Cl8-BZ#205 | 93 | | 93 | | 40-140 | 0 | | 30 |

# Lab Control Sample Analysis

## Batch Quality Control

**Project Name:** NEW BEDFORD HARBOR-LTM

**Project Number:** 60597627

**Lab Number:** L2040666

**Report Date:** 10/16/20

| Parameter | LCS %Recovery | Qual | LCSD %Recovery | Qual | %Recovery Limits | RPD | Qual | RPD Limits |
|---|---|---|---|---|---|---|---|---|
| PCB Congeners/Homologs - Mansfield Lab Associated sample(s): 01-08 Batch: WG1416517-2 WG1416517-3 | | | | | | | | |
| Cl9-BZ#206-Cal/RTW | 92 | | 95 | | 40-140 | 3 | | 30 |
| Cl10-BZ#209-Cal/RTW | 86 | | 93 | | 40-140 | 8 | | 30 |

| Surrogate | LCS %Recovery | Qual | LCSD %Recovery | Qual | Acceptance Criteria |
|---|---|---|---|---|---|
| Cl3-BZ#19-C13 (surr) | 76 | | 70 | | 50-125 |
| Cl8-BZ#202-C13 (surr) | 75 | | 76 | | 50-125 |

**Project Name:** NEW BEDFORD HARBOR-LTM **Lab Number:** L2040666

**Project Number:** 60597627 **Report Date:** 10/16/20

## S.R.M. Standard Quality Control

Standard Reference Material (SRM): WG1416517-4

| Parameter | % Recovery | Qual | QC Criteria |
|---|---|---|---|
| Cl2-BZ#8 | 86 | | 40-140 |
| Cl3-BZ#18 | 90 | | 40-140 |
| Cl3-BZ#-31 | 94 | | 40-140 |
| Cl3-BZ#28 | 92 | | 40-140 |
| Cl4-BZ#52 | 84 | | 40-140 |
| Cl4-BZ#49 | 96 | | 40-140 |
| Cl4-BZ#44 | 94 | | 40-140 |
| Cl5-BZ#121/#95/#88 | 60 | | 40-140 |
| Cl4-BZ#66 | 87 | | 40-140 |
| Cl5-BZ#101/#90 | 90 | | 40-140 |
| Cl5-BZ#99 | 72 | | 40-140 |
| Cl5-BZ#87/#111 | 72 | | 40-140 |
| Cl5-BZ#110 | 103 | | 40-140 |
| Cl6-BZ#151 | 76 | | 40-140 |
| Cl6-BZ#147/#149 | 93 | | 40-140 |
| Cl5-BZ#118 | 82 | | 40-140 |
| Cl6-BZ#153 | 75 | | 40-140 |
| Cl5-BZ#105 | 75 | | 40-140 |
| Cl6-BZ#138 | 73 | | 40-140 |
| Cl7-BZ#187 | 86 | | 40-140 |
| Cl7-BZ#183 | 88 | | 40-140 |
| Cl6-BZ#128 | 128 | | 40-140 |
| Cl6-BZ#156 | 104 | | 40-140 |
| Cl7-BZ#180 | 73 | | 40-140 |
| Cl7-BZ#170 | 71 | | 40-140 |
| Cl8-BZ#195 | 98 | | 40-140 |
| Cl8-BZ#194 | 94 | | 40-140 |
| Cl9-BZ#206 | 105 | | 40-140 |
| Cl10-BZ#209 | 105 | | 40-140 |
| Cl3-BZ#19-C13 (Surrogate) | 78 | | 50-125 |
| Cl8-BZ#202-C13 (Surrogate) | 79 | | 50-125 |

# INORGANICS
# &
# MISCELLANEOUS

**Project Name:** NEW BEDFORD HARBOR-LTM
**Project Number:** 60597627

**Lab Number:** L2040666
**Report Date:** 10/16/20

## SAMPLE RESULTS

Lab ID: L2040666-01
Client ID: S-335-20FSP20-01
Sample Location: NEW BEDFORD, MA

Date Collected: 09/24/20 11:06
Date Received: 09/25/20
Field Prep: Not Specified

Sample Depth:
Matrix: Sediment

| Parameter | Result | Qualifier | Units | RL | MDL | Dilution Factor | Date Prepared | Date Analyzed | Analytical Method | Analyst |
|---|---|---|---|---|---|---|---|---|---|---|
| **Total Organic Carbon - Mansfield Lab** | | | | | | | | | | |
| Total Organic Carbon (Rep1) | 2.47 | | % | 0.010 | 0.010 | 1 | - | 10/14/20 09:31 | 1,9060A | SP |
| Total Organic Carbon (Rep2) | 2.42 | | % | 0.010 | 0.010 | 1 | - | 10/14/20 09:31 | 1,9060A | SP |
| Total Organic Carbon (Average) | 2.44 | | % | 0.010 | 0.010 | 1 | - | 10/14/20 09:31 | 1,9060A | SP |
| **General Chemistry - Mansfield Lab** | | | | | | | | | | |
| Solids, Total | 90.0 | | % | 0.100 | 0.100 | 1 | - | 09/30/20 13:56 | 121,2540G | JW |

**Project Name:** NEW BEDFORD HARBOR-LTM
**Project Number:** 60597627

**Lab Number:** L2040666
**Report Date:** 10/16/20

## SAMPLE RESULTS

Lab ID: L2040666-02
Client ID: S-338-20FSP20-01
Sample Location: NEW BEDFORD, MA

Date Collected: 09/24/20 14:26
Date Received: 09/25/20
Field Prep: Not Specified

Sample Depth:
Matrix: Sediment

| Parameter | Result | Qualifier | Units | RL | MDL | Dilution Factor | Date Prepared | Date Analyzed | Analytical Method | Analyst |
|---|---|---|---|---|---|---|---|---|---|---|
| **Total Organic Carbon - Mansfield Lab** | | | | | | | | | | |
| Total Organic Carbon (Rep1) | 1.18 | | % | 0.010 | 0.010 | 1 | - | 10/14/20 09:31 | 1,9060A | SP |
| Total Organic Carbon (Rep2) | 1.27 | | % | 0.010 | 0.010 | 1 | - | 10/14/20 09:31 | 1,9060A | SP |
| Total Organic Carbon (Average) | 1.23 | | % | 0.010 | 0.010 | 1 | - | 10/14/20 09:31 | 1,9060A | SP |
| **General Chemistry - Mansfield Lab** | | | | | | | | | | |
| Solids, Total | 96.3 | | % | 0.100 | 0.100 | 1 | - | 09/30/20 13:56 | 121,2540G | JW |

**Project Name:** NEW BEDFORD HARBOR-LTM
**Project Number:** 60597627

**Lab Number:** L2040666
**Report Date:** 10/16/20

## SAMPLE RESULTS

Lab ID: L2040666-03
Client ID: S-339-20FSP20-01
Sample Location: NEW BEDFORD, MA

Date Collected: 09/24/20 15:32
Date Received: 09/25/20
Field Prep: Not Specified

Sample Depth:
Matrix: Sediment

| Parameter | Result | Qualifier | Units | RL | MDL | Dilution Factor | Date Prepared | Date Analyzed | Analytical Method | Analyst |
|---|---|---|---|---|---|---|---|---|---|---|
| **Total Organic Carbon - Mansfield Lab** | | | | | | | | | | |
| Total Organic Carbon (Rep1) | 1.61 | | % | 0.010 | 0.010 | 1 | - | 10/14/20 09:31 | 1,9060A | SP |
| Total Organic Carbon (Rep2) | 1.70 | | % | 0.010 | 0.010 | 1 | - | 10/14/20 09:31 | 1,9060A | SP |
| Total Organic Carbon (Average) | 1.66 | | % | 0.010 | 0.010 | 1 | - | 10/14/20 09:31 | 1,9060A | SP |
| **General Chemistry - Mansfield Lab** | | | | | | | | | | |
| Solids, Total | 96.1 | | % | 0.100 | 0.100 | 1 | - | 09/30/20 13:56 | 121,2540G | JW |

**Project Name:** NEW BEDFORD HARBOR-LTM
**Project Number:** 60597627

**Lab Number:** L2040666
**Report Date:** 10/16/20

## SAMPLE RESULTS

Lab ID: L2040666-04
Client ID: S-341-20FSP20-01
Sample Location: NEW BEDFORD, MA

Date Collected: 09/24/20 09:24
Date Received: 09/25/20
Field Prep: Not Specified

Sample Depth:
Matrix: Sediment

| Parameter | Result | Qualifier | Units | RL | MDL | Dilution Factor | Date Prepared | Date Analyzed | Analytical Method | Analyst |
|---|---|---|---|---|---|---|---|---|---|---|
| **Total Organic Carbon - Mansfield Lab** | | | | | | | | | | |
| Total Organic Carbon (Rep1) | 0.427 | | % | 0.010 | 0.010 | 1 | - | 10/14/20 09:31 | 1,9060A | SP |
| Total Organic Carbon (Rep2) | 0.520 | | % | 0.010 | 0.010 | 1 | - | 10/14/20 09:31 | 1,9060A | SP |
| Total Organic Carbon (Average) | 0.474 | | % | 0.010 | 0.010 | 1 | - | 10/14/20 09:31 | 1,9060A | SP |
| **General Chemistry - Mansfield Lab** | | | | | | | | | | |
| Solids, Total | 99.2 | | % | 0.100 | 0.100 | 1 | - | 09/30/20 13:56 | 121,2540G | JW |

**Project Name:** NEW BEDFORD HARBOR-LTM
**Project Number:** 60597627

**Lab Number:** L2040666
**Report Date:** 10/16/20

## SAMPLE RESULTS

Lab ID: L2040666-05
Client ID: S-345-20FSP20-01
Sample Location: NEW BEDFORD, MA

Date Collected: 09/24/20 14:05
Date Received: 09/25/20
Field Prep: Not Specified

Sample Depth:
Matrix: Sediment

| Parameter | Result | Qualifier | Units | RL | MDL | Dilution Factor | Date Prepared | Date Analyzed | Analytical Method | Analyst |
|---|---|---|---|---|---|---|---|---|---|---|
| **Total Organic Carbon - Mansfield Lab** | | | | | | | | | | |
| Total Organic Carbon (Rep1) | 1.29 | | % | 0.010 | 0.010 | 1 | - | 10/14/20 09:31 | 1,9060A | SP |
| Total Organic Carbon (Rep2) | 1.22 | | % | 0.010 | 0.010 | 1 | - | 10/14/20 09:31 | 1,9060A | SP |
| Total Organic Carbon (Average) | 1.26 | | % | 0.010 | 0.010 | 1 | - | 10/14/20 09:31 | 1,9060A | SP |
| **General Chemistry - Mansfield Lab** | | | | | | | | | | |
| Solids, Total | 96.7 | | % | 0.100 | 0.100 | 1 | - | 09/30/20 13:56 | 121,2540G | JW |

**Project Name:** NEW BEDFORD HARBOR-LTM
**Project Number:** 60597627

**Lab Number:** L2040666
**Report Date:** 10/16/20

## SAMPLE RESULTS

Lab ID: L2040666-06
Client ID: S-346-20FSP20-01
Sample Location: NEW BEDFORD, MA

Date Collected: 09/24/20 12:48
Date Received: 09/25/20
Field Prep: Not Specified

Sample Depth:
Matrix: Sediment

| Parameter | Result | Qualifier | Units | RL | MDL | Dilution Factor | Date Prepared | Date Analyzed | Analytical Method | Analyst |
|---|---|---|---|---|---|---|---|---|---|---|
| **Total Organic Carbon - Mansfield Lab** | | | | | | | | | | |
| Total Organic Carbon (Rep1) | 0.270 | | % | 0.010 | 0.010 | 1 | - | 10/14/20 09:31 | 1,9060A | SP |
| Total Organic Carbon (Rep2) | 0.288 | | % | 0.010 | 0.010 | 1 | - | 10/14/20 09:31 | 1,9060A | SP |
| Total Organic Carbon (Average) | 0.279 | | % | 0.010 | 0.010 | 1 | - | 10/14/20 09:31 | 1,9060A | SP |
| **General Chemistry - Mansfield Lab** | | | | | | | | | | |
| Solids, Total | 99.3 | | % | 0.100 | 0.100 | 1 | - | 09/30/20 13:56 | 121,2540G | JW |

**Project Name:** NEW BEDFORD HARBOR-LTM
**Project Number:** 60597627

**Lab Number:** L2040666
**Report Date:** 10/16/20

## SAMPLE RESULTS

Lab ID: L2040666-07
Client ID: S-349-20FSP20-01
Sample Location: NEW BEDFORD, MA

Date Collected: 09/24/20 12:51
Date Received: 09/25/20
Field Prep: Not Specified

Sample Depth:
Matrix: Sediment

| Parameter | Result | Qualifier | Units | RL | MDL | Dilution Factor | Date Prepared | Date Analyzed | Analytical Method | Analyst |
|---|---|---|---|---|---|---|---|---|---|---|
| **Total Organic Carbon - Mansfield Lab** | | | | | | | | | | |
| Total Organic Carbon (Rep1) | 0.894 | | % | 0.010 | 0.010 | 1 | - | 10/14/20 09:31 | 1,9060A | SP |
| Total Organic Carbon (Rep2) | 0.902 | | % | 0.010 | 0.010 | 1 | - | 10/14/20 09:31 | 1,9060A | SP |
| Total Organic Carbon (Average) | 0.898 | | % | 0.010 | 0.010 | 1 | - | 10/14/20 09:31 | 1,9060A | SP |
| **General Chemistry - Mansfield Lab** | | | | | | | | | | |
| Solids, Total | 96.7 | | % | 0.100 | 0.100 | 1 | - | 09/30/20 13:56 | 121,2540G | JW |

**Project Name:** NEW BEDFORD HARBOR-LTM
**Project Number:** 60597627

**Lab Number:** L2040666
**Report Date:** 10/16/20

## SAMPLE RESULTS

Lab ID: L2040666-08
Client ID: S-352-20FSP20-01
Sample Location: NEW BEDFORD, MA

Date Collected: 09/24/20 11:25
Date Received: 09/25/20
Field Prep: Not Specified

Sample Depth:
Matrix: Sediment

| Parameter | Result | Qualifier | Units | RL | MDL | Dilution Factor | Date Prepared | Date Analyzed | Analytical Method | Analyst |
|---|---|---|---|---|---|---|---|---|---|---|
| **Total Organic Carbon - Mansfield Lab** | | | | | | | | | | |
| Total Organic Carbon (Rep1) | 0.214 | | % | 0.010 | 0.010 | 1 | - | 10/14/20 09:31 | 1,9060A | SP |
| Total Organic Carbon (Rep2) | 0.277 | | % | 0.010 | 0.010 | 1 | - | 10/14/20 09:31 | 1,9060A | SP |
| Total Organic Carbon (Average) | 0.246 | | % | 0.010 | 0.010 | 1 | - | 10/14/20 09:31 | 1,9060A | SP |
| **General Chemistry - Mansfield Lab** | | | | | | | | | | |
| Solids, Total | 99.4 | | % | 0.100 | 0.100 | 1 | - | 09/30/20 13:56 | 121,2540G | JW |

**Project Name:** NEW BEDFORD HARBOR-LTM **Lab Number:** L2040666

**Project Number:** 60597627 **Report Date:** 10/16/20

# Method Blank Analysis
## Batch Quality Control

| Parameter | Result | Qualifier | Units | RL | MDL | Dilution Factor | Date Prepared | Date Analyzed | Analytical Method | Analyst |
|---|---|---|---|---|---|---|---|---|---|---|
| Total Organic Carbon - Mansfield Lab for sample(s): 01-08 Batch: WG1421091-1 | | | | | | | | | | |
| Total Organic Carbon (Rep1) | ND | | % | 0.010 | 0.010 | 1 | - | 10/14/20 09:31 | 1,9060A | SP |
| Total Organic Carbon (Rep2) | ND | | % | 0.010 | 0.010 | 1 | - | 10/14/20 09:31 | 1,9060A | SP |
| Total Organic Carbon (Average) | ND | | % | 0.010 | 0.010 | 1 | - | 10/14/20 09:31 | 1,9060A | SP |

# Lab Control Sample Analysis

## Batch Quality Control

**Project Name:** NEW BEDFORD HARBOR-LTM

**Project Number:** 60597627

**Lab Number:** L2040666

**Report Date:** 10/16/20

| Parameter | LCS %Recovery | Qual | LCSD %Recovery | Qual | %Recovery Limits | RPD | Qual | RPD Limits |
|---|---|---|---|---|---|---|---|---|
| Total Organic Carbon - Mansfield Lab Associated sample(s): 01-08 Batch: WG1421091-2 | | | | | | | | |
| Total Organic Carbon (Rep1) | 114 | | - | | 75-125 | - | | 25 |
| Total Organic Carbon (Rep2) | 103 | | - | | 75-125 | - | | 25 |
| Total Organic Carbon (Average) | 108 | | - | | 75-125 | - | | 25 |

# Matrix Spike Analysis
## Batch Quality Control

**Project Name:** NEW BEDFORD HARBOR-LTM
**Project Number:** 60597627

**Lab Number:** L2040666
**Report Date:** 10/16/20

| Parameter | Native Sample | MS Added | MS Found | MS %Recovery | Qual | MSD Found | MSD %Recovery | Qual | Recovery Limits | RPD | Qual | RPD Limits |
|---|---|---|---|---|---|---|---|---|---|---|---|---|
| Total Organic Carbon - Mansfield Lab Associated sample(s): 01-08 QC Batch ID: WG1421091-4 WG1421091-5 QC Sample: L2040666-01 Client ID: S-335-20FSP20-01 | | | | | | | | | | | | |
| Total Organic Carbon (Rep1) | 2.47 | 1.38 | 3.87 | 102 | | 3.85 | 105 | | 75-125 | 1 | | 25 |
| Total Organic Carbon (Rep2) | 2.42 | 1.06 | 3.54 | 106 | | 3.79 | 104 | | 75-125 | 7 | | 25 |

# Lab Duplicate Analysis

***Batch Quality Control***

**Project Name:** NEW BEDFORD HARBOR-LTM

**Project Number:** 60597627

***Lab Number:*** L2040666

***Report Date:*** 10/16/20

| Parameter | Native Sample | Duplicate Sample | Units | RPD | Qual | RPD Limits |
|---|---|---|---|---|---|---|
| General Chemistry - Mansfield Lab Associated sample(s): 01-08 QC Batch ID: WG1416454-1 QC Sample: L2040666-01 Client ID: S-335-20FSP20-01 | | | | | | |
| Solids, Total | 90.0 | 89.9 | % | 0 | | 10 |
| Total Organic Carbon - Mansfield Lab Associated sample(s): 01-08 QC Batch ID: WG1421091-3 QC Sample: L2040666-01 Client ID: S-335-20FSP20-01 | | | | | | |
| Total Organic Carbon (Rep1) | 2.47 | 2.54 | % | 3 | | 25 |
| Total Organic Carbon (Rep2) | 2.42 | 2.46 | % | 2 | | 25 |
| Total Organic Carbon (Average) | 2.44 | 2.50 | % | 2 | | 25 |

**Project Name:** NEW BEDFORD HARBOR-LTM
**Project Number:** 60597627

**Lab Number:** L2040666
**Report Date:** 10/16/20

## Sample Receipt and Container Information

Were project specific reporting limits specified? YES

### Cooler Information

| Cooler | Custody Seal |
|---|---|
| A | Absent |

### Container Information

| Container ID | Container Type | Cooler | Initial pH | Final pH | Temp deg C | Pres | Seal | Frozen Date/Time | Analysis(*) |
|---|---|---|---|---|---|---|---|---|---|
| L2040666-01A | Glass 120ml/4oz unpreserved | A | NA | | 2.3 | Y | Absent | | A2-AIRDRY(),A2-TOC-9060-2REPS(28) |
| L2040666-01X | Glass 250ml/8oz unpreserved | A | NA | | 2.3 | Y | Absent | | A2-TS(7),A2-PCB209-C/H-8270(14) |
| L2040666-02A | Glass 120ml/4oz unpreserved | A | NA | | 2.3 | Y | Absent | | A2-AIRDRY(),A2-TOC-9060-2REPS(28) |
| L2040666-02X | Glass 250ml/8oz unpreserved | A | NA | | 2.3 | Y | Absent | | A2-TS(7),A2-PCB209-C/H-8270(14) |
| L2040666-03A | Glass 120ml/4oz unpreserved | A | NA | | 2.3 | Y | Absent | | A2-AIRDRY(),A2-TOC-9060-2REPS(28) |
| L2040666-03X | Glass 250ml/8oz unpreserved | A | NA | | 2.3 | Y | Absent | | A2-TS(7),A2-PCB209-C/H-8270(14) |
| L2040666-04A | Glass 120ml/4oz unpreserved | A | NA | | 2.3 | Y | Absent | | A2-AIRDRY(),A2-TOC-9060-2REPS(28) |
| L2040666-04X | Glass 250ml/8oz unpreserved | A | NA | | 2.3 | Y | Absent | | A2-TS(7),A2-PCB209-C/H-8270(14) |
| L2040666-05A | Glass 120ml/4oz unpreserved | A | NA | | 2.3 | Y | Absent | | A2-AIRDRY(),A2-TOC-9060-2REPS(28) |
| L2040666-05X | Glass 250ml/8oz unpreserved | A | NA | | 2.3 | Y | Absent | | A2-TS(7),A2-PCB209-C/H-8270(14) |
| L2040666-06A | Glass 120ml/4oz unpreserved | A | NA | | 2.3 | Y | Absent | | A2-AIRDRY(),A2-TOC-9060-2REPS(28) |
| L2040666-06X | Glass 250ml/8oz unpreserved | A | NA | | 2.3 | Y | Absent | | A2-TS(7),A2-PCB209-C/H-8270(14) |
| L2040666-07A | Glass 120ml/4oz unpreserved | A | NA | | 2.3 | Y | Absent | | A2-AIRDRY(),A2-TOC-9060-2REPS(28) |
| L2040666-07X | Glass 250ml/8oz unpreserved | A | NA | | 2.3 | Y | Absent | | A2-TS(7),A2-PCB209-C/H-8270(14) |
| L2040666-08A | Glass 120ml/4oz unpreserved | A | NA | | 2.3 | Y | Absent | | A2-AIRDRY(),A2-TOC-9060-2REPS(28) |
| L2040666-08X | Glass 250ml/8oz unpreserved | A | NA | | 2.3 | Y | Absent | | A2-TS(7),A2-PCB209-C/H-8270(14) |

*Values in parentheses indicate holding time in days

| | | | |
|---|---|---|---|
| **Project Name:** | NEW BEDFORD HARBOR-LTM | **Lab Number:** | L2040666 |
| **Project Number:** | 60597627 | **Report Date:** | 10/16/20 |

## GLOSSARY

***Acronyms***

| | |
|---|---|
| DL | - Detection Limit: This value represents the level to which target analyte concentrations are reported as estimated values, when those target analyte concentrations are quantified below the limit of quantitation (LOQ). The DL includes any adjustments from dilutions, concentrations or moisture content, where applicable. (DoD report formats only.) |
| EDL | - Estimated Detection Limit: This value represents the level to which target analyte concentrations are reported as estimated values, when those target analyte concentrations are quantified below the reporting limit (RL). The EDL includes any adjustments from dilutions, concentrations or moisture content, where applicable. The use of EDLs is specific to the analysis of PAHs using Solid-Phase Microextraction (SPME). |
| EMPC | - Estimated Maximum Possible Concentration: The concentration that results from the signal present at the retention time of an analyte when the ions meet all of the identification criteria except the ion abundance ratio criteria. An EMPC is a worst-case estimate of the concentration. |
| EPA | - Environmental Protection Agency. |
| LCS | - Laboratory Control Sample: A sample matrix, free from the analytes of interest, spiked with verified known amounts of analytes or a material containing known and verified amounts of analytes. |
| LCSD | - Laboratory Control Sample Duplicate: Refer to LCS. |
| LFB | - Laboratory Fortified Blank: A sample matrix, free from the analytes of interest, spiked with verified known amounts of analytes or a material containing known and verified amounts of analytes. |
| LOD | - Limit of Detection: This value represents the level to which a target analyte can reliably be detected for a specific analyte in a specific matrix by a specific method. The LOD includes any adjustments from dilutions, concentrations or moisture content, where applicable. (DoD report formats only.) |
| LOQ | - Limit of Quantitation: The value at which an instrument can accurately measure an analyte at a specific concentration. The LOQ includes any adjustments from dilutions, concentrations or moisture content, where applicable. (DoD report formats only.)<br><br>Limit of Quantitation: The value at which an instrument can accurately measure an analyte at a specific concentration. The LOQ includes any adjustments from dilutions, concentrations or moisture content, where applicable. (DoD report formats only.) |
| MDL | - Method Detection Limit: This value represents the level to which target analyte concentrations are reported as estimated values, when those target analyte concentrations are quantified below the reporting limit (RL). The MDL includes any adjustments from dilutions, concentrations or moisture content, where applicable. |
| MS | - Matrix Spike Sample: A sample prepared by adding a known mass of target analyte to a specified amount of matrix sample for which an independent estimate of target analyte concentration is available. For Method 332.0, the spike recovery is calculated using the native concentration, including estimated values. |
| MSD | - Matrix Spike Sample Duplicate: Refer to MS. |
| NA | - Not Applicable. |
| NC | - Not Calculated: Term is utilized when one or more of the results utilized in the calculation are non-detect at the parameter's reporting unit. |
| NDPA/DPA | - N-Nitrosodiphenylamine/Diphenylamine. |
| NI | - Not Ignitable. |
| NP | - Non-Plastic: Term is utilized for the analysis of Atterberg Limits in soil. |
| NR | - No Results: Term is utilized when 'No Target Compounds Requested' is reported for the analysis of Volatile or Semivolatile Organic TIC only requests. |
| RL | - Reporting Limit: The value at which an instrument can accurately measure an analyte at a specific concentration. The RL includes any adjustments from dilutions, concentrations or moisture content, where applicable. |
| RPD | - Relative Percent Difference: The results from matrix and/or matrix spike duplicates are primarily designed to assess the precision of analytical results in a given matrix and are expressed as relative percent difference (RPD). Values which are less than five times the reporting limit for any individual parameter are evaluated by utilizing the absolute difference between the values; although the RPD value will be provided in the report. |
| SRM | - Standard Reference Material: A reference sample of a known or certified value that is of the same or similar matrix as the associated field samples. |
| STLP | - Semi-dynamic Tank Leaching Procedure per EPA Method 1315. |
| TEF | - Toxic Equivalency Factors: The values assigned to each dioxin and furan to evaluate their toxicity relative to 2,3,7,8-TCDD. |
| TEQ | - Toxic Equivalent: The measure of a sample's toxicity derived by multiplying each dioxin and furan by its corresponding TEF and then summing the resulting values. |
| TIC | - Tentatively Identified Compound: A compound that has been identified to be present and is not part of the target compound list (TCL) for the method and/or program. All TICs are qualitatively identified and reported as estimated concentrations. |

*Report Format: DU Report with 'J' Qualifiers*

| | | | |
|---|---|---|---|
| **Project Name:** | NEW BEDFORD HARBOR-LTM | **Lab Number:** | L2040666 |
| **Project Number:** | 60597627 | **Report Date:** | 10/16/20 |

***Footnotes***

1 - The reference for this analyte should be considered modified since this analyte is absent from the target analyte list of the original method.

***Terms***

Analytical Method: Both the document from which the method originates and the analytical reference method. (Example: EPA 8260B is shown as 1,8260B.) The codes for the reference method documents are provided in the References section of the Addendum.

Difference: With respect to Total Oxidizable Precursor (TOP) Assay analysis, the difference is defined as the Post-Treatment value minus the Pre-Treatment value.

Final pH: As it pertains to Sample Receipt & Container Information section of the report, Final pH reflects pH of container determined after adjustment at the laboratory, if applicable. If no adjustment required, value reflects Initial pH.

Frozen Date/Time: With respect to Volatile Organics in soil, Frozen Date/Time reflects the date/time at which associated Reagent Water-preserved vials were initially frozen. Note: If frozen date/time is beyond 48 hours from sample collection, value will be reflected in 'bold'.

Initial pH: As it pertains to Sample Receipt & Container Information section of the report, Initial pH reflects pH of container determined upon receipt, if applicable.

PAH Total: With respect to Alkylated PAH analyses, the 'PAHs, Total' result is defined as the summation of results for all or a subset of the following compounds: Naphthalene, C1-C4 Naphthalenes, 2-Methylnaphthalene, 1-Methylnaphthalene, Biphenyl, Acenaphthylene, Acenaphthene, Fluorene, C1-C3 Fluorenes, Phenanthrene, C1-C4 Phenanthrenes/Anthracenes, Anthracene, Fluoranthene, Pyrene, C1-C4 Fluoranthenes/Pyrenes, Benz(a)anthracene, Chrysene, C1-C4 Chrysenes, Benzo(b)fluoranthene, Benzo(j)+(k)fluoranthene, Benzo(e)pyrene, Benzo(a)pyrene, Perylene, Indeno(1,2,3-cd)pyrene, Dibenz(ah)+(ac)anthracene, Benzo(g,h,i)perylene. If a 'Total' result is requested, the results of its individual components will also be reported.

PFAS Total: With respect to PFAS analyses, the 'PFAS, Total (5)' result is defined as the summation of results for: PFHpA, PFHxS, PFOA, PFNA and PFOS. If a 'Total' result is requested, the results of its individual components will also be reported.

The target compound Chlordane (CAS No. 57-74-9) is reported for GC ECD analyses. Per EPA,this compound "refers to a mixture of chlordane isomers, other chlorinated hydrocarbons and numerous other components." (Reference: USEPA Toxicological Review of Chlordane, In Support of Summary Information on the Integrated Risk Information System (IRIS), December 1997.)

Total: With respect to Organic analyses, a 'Total' result is defined as the summation of results for individual isomers or Aroclors. If a 'Total' result is requested, the results of its individual components will also be reported. This is applicable to 'Total' results for methods 8260, 8081 and 8082.

***Data Qualifiers***

**A** - Spectra identified as "Aldol Condensates" are byproducts of the extraction/concentration procedures when acetone is introduced in the process.

**B** - The analyte was detected above the reporting limit in the associated method blank. Flag only applies to associated field samples that have detectable concentrations of the analyte at less than ten times (10x) the concentration found in the blank. For MCP-related projects, flag only applies to associated field samples that have detectable concentrations of the analyte at less than ten times (10x) the concentration found in the blank. For DOD-related projects, flag only applies to associated field samples that have detectable concentrations of the analyte at less than ten times (10x) the concentration found in the blank AND the analyte was detected above one-half the reporting limit (or above the reporting limit for common lab contaminants) in the associated method blank. For NJ-Air-related projects, flag only applies to associated field samples that have detectable concentrations of the analyte above the reporting limit. For NJ-related projects (excluding Air), flag only applies to associated field samples that have detectable concentrations of the analyte, which was detected above the reporting limit in the associated method blank or above five times the reporting limit for common lab contaminants (Phthalates, Acetone, Methylene Chloride, 2-Butanone).

**C** - Co-elution: The target analyte co-elutes with a known lab standard (i.e. surrogate, internal standards, etc.) for co-extracted analyses.

**D** - Concentration of analyte was quantified from diluted analysis. Flag only applies to field samples that have detectable concentrations of the analyte.

**E** - Concentration of analyte exceeds the range of the calibration curve and/or linear range of the instrument.

**F** - The ratio of quantifier ion response to qualifier ion response falls outside of the laboratory criteria. Results are considered to be an estimated maximum concentration.

**G** - The concentration may be biased high due to matrix interferences (i.e, co-elution) with non-target compound(s). The result should be considered estimated.

**H** - The analysis of pH was performed beyond the regulatory-required holding time of 15 minutes from the time of sample collection.

**I** - The lower value for the two columns has been reported due to obvious interference.

**J** - Estimated value. The Target analyte concentration is below the quantitation limit (RL), but above the Method Detection Limit (MDL) or Estimated Detection Limit (EDL) for SPME-related analyses. This represents an estimated concentration for Tentatively Identified Compounds (TICs).

**M** - Reporting Limit (RL) exceeds the MCP CAM Reporting Limit for this analyte.

**ND** - Not detected at the method detection limit (MDL) for the sample, or estimated detection limit (EDL) for SPME-related analyses.

**NJ** - Presumptive evidence of compound. This represents an estimated concentration for Tentatively Identified Compounds (TICs), where

*Report Format: DU Report with 'J' Qualifiers*

| | | | |
|---|---|---|---|
| **Project Name:** | NEW BEDFORD HARBOR-LTM | **Lab Number:** | L2040666 |
| **Project Number:** | 60597627 | **Report Date:** | 10/16/20 |

***Data Qualifiers***

the identification is based on a mass spectral library search.

**P** - The RPD between the results for the two columns exceeds the method-specified criteria.

**Q** - The quality control sample exceeds the associated acceptance criteria. For DOD-related projects, LCS and/or Continuing Calibration Standard exceedences are also qualified on all associated sample results. Note: This flag is not applicable for matrix spike recoveries when the sample concentration is greater than 4x the spike added or for batch duplicate RPD when the sample concentrations are less than 5x the RL. (Metals only.)

**R** - Analytical results are from sample re-analysis.

**RE** - Analytical results are from sample re-extraction.

**S** - Analytical results are from modified screening analysis.

| | | | |
|---|---|---|---|
| **Project Name:** | NEW BEDFORD HARBOR-LTM | **Lab Number:** | L2040666 |
| **Project Number:** | 60597627 | **Report Date:** | 10/16/20 |

## REFERENCES


1 Test Methods for Evaluating Solid Waste: Physical/Chemical Methods. EPA SW-846. Third Edition. Updates I - VI, 2018.

105 Test Methods for Evaluating Solid Waste: Physical/Chemical Methods. EPA SW-846. Third Edition. Updates I - IIIA, 1997 in conjunction with NOAA Technical Memorandum NMFS-NWFSC-59: Extraction, Cleanup and GC/MS Analysis of Sediments and Tissues for Organic Contaminants, March 2004 and the Determination of Pesticides and PCBs in Water and Oil/Sediment by GC/MS: Method 680, EPA 01A0005295, November 1985.

121 Standard Methods for the Examination of Water and Wastewater. APHA-AWWA-WEF. Standard Methods Online.


## LIMITATION OF LIABILITIES

Alpha Analytical performs services with reasonable care and diligence normal to the analytical testing laboratory industry. In the event of an error, the sole and exclusive responsibility of Alpha Analytical shall be to re-perform the work at it's own expense. In no event shall Alpha Analytical be held liable for any incidental, consequential or special damages, including but not limited to, damages in any way connected with the use of, interpretation of, information or analysis provided by Alpha Analytical.

We strongly urge our clients to comply with EPA protocol regarding sample volume, preservation, cooling, containers, sampling procedures, holding time and splitting of samples in the field.

# Certification Information

**The following analytes are not included in our Primary NELAP Scope of Accreditation:**

**Westborough Facility**
**EPA 624/624.1:** m/p-xylene, o-xylene, Naphthalene
**EPA 8260C:** NPW: 1,2,4,5-Tetramethylbenzene; 4-Ethyltoluene, Azobenzene; SCM: Iodomethane (methyl iodide), 1,2,4,5-Tetramethylbenzene; 4-Ethyltoluene.
**EPA 8270D:** NPW: Dimethylnaphthalene,1,4-Diphenylhydrazine; SCM: Dimethylnaphthalene,1,4-Diphenylhydrazine.
**SM4500**: NPW: Amenable Cyanide; SCM: Total Phosphorus, TKN, NO2, NO3.

**Mansfield Facility**
**SM 2540D:** TSS
**EPA 8082A:** NPW: PCB: 1, 5, 31, 87,101, 110, 141, 151, 153, 180, 183, 187.
**EPA TO-15:** Halothane, 2,4,4-Trimethyl-2-pentene, 2,4,4-Trimethyl-1-pentene, Thiophene, 2-Methylthiophene, 3-Methylthiophene, 2-Ethylthiophene, 1,2,3-Trimethylbenzene, Indan, Indene, 1,2,4,5-Tetramethylbenzene, Benzothiophene, 1-Methylnaphthalene.
**EPA TO-12** Non-methane organics
**EPA 3C** Fixed gases
**Biological Tissue Matrix:** EPA 3050B

**The following analytes are included in our Massachusetts DEP Scope of Accreditation**

**Westborough Facility:**

***Drinking Water***
**EPA 300.0**: Chloride, Nitrate-N, Fluoride, Sulfate; **EPA 353.2**: Nitrate-N, Nitrite-N; **SM4500NO3-F**: Nitrate-N, Nitrite-N; **SM4500F-C, SM4500CN-CE, EPA 180.1, SM2130B, SM4500Cl-D, SM2320B, SM2540C, SM4500H-B, SM4500NO2-B**
**EPA 332**: Perchlorate; **EPA 524.2:** THMs and VOCs; **EPA 504.1:** EDB, DBCP.
**Microbiology**: **SM9215B; SM9223-P/A, SM9223B-Colilert-QT,SM9222D**.

***Non-Potable Water***
**SM4500H,B, EPA 120.1, SM2510B, SM2540C, SM2320B, SM4500CL-E, SM4500F-BC, SM4500NH3-BH:** Ammonia-N and Kjeldahl-N, **EPA 350.1**: Ammonia-N, **LACHAT 10-107-06-1-B**: Ammonia-N, **EPA 351.1, SM4500NO3-F, EPA 353.2**: Nitrate-N**, SM4500P-E, SM4500P-B, E, SM4500SO4-E, SM5220D, EPA 410.4, SM5210B, SM5310C, SM4500CL-D, EPA 1664, EPA 420.1, SM4500-CN-CE, SM2540D, EPA 300: Chloride, Sulfate, Nitrate.**
**EPA 624.1**: Volatile Halocarbons & Aromatics,
**EPA 608.3**: Chlordane, Toxaphene, Aldrin, alpha-BHC, beta-BHC, gamma-BHC, delta-BHC, Dieldrin, DDD, DDE, DDT, Endosulfan I, Endosulfan II, Endosulfan sulfate, Endrin, Endrin Aldehyde, Heptachlor, Heptachlor Epoxide, PCBs
**EPA 625.1**: SVOC (Acid/Base/Neutral Extractables), **EPA 600/4-81-045**: PCB-Oil.
**Microbiology**: **SM9223B-Colilert-QT; Enterolert-QT, SM9221E, EPA 1600, EPA 1603.**

**Mansfield Facility:**

***Drinking Water***
**EPA 200.7:** Al, Ba, Cd, Cr, Cu, Fe, Mn, Ni, Na, Ag, Ca, Zn. **EPA 200.8:** Al, Sb, As, Ba, Be, Cd, Cr, Cu, Pb, Mn, Ni, Se, Ag, TL, Zn. **EPA 245.1** Hg.
**EPA 522.**

***Non-Potable Water***
**EPA 200.7:** Al, Sb, As, Be, Cd, Ca, Cr, Co, Cu, Fe, Pb, Mg, Mn, Mo, Ni, K, Se, Ag, Na, Sr, TL, Ti, V, Zn.
**EPA 200.8:** Al, Sb**,** As, Be, Cd, Cr, Cu, Fe, Pb, Mn, Ni, K, Se, Ag, Na, TL, Zn.
**EPA 245.1** Hg.
**SM2340B**

For a complete listing of analytes and methods, please contact your Alpha Project Manager.

9/25/20 L2041066

**COC ID:** 20200924-Alpha **TURNAROUND TIME:** Standard **RUSH:**

| PROJECT/CLIENT INFO | | | |
|---|---|---|---|
| Facility Name | New Bedford Harbor - LTM | | |
| Project Number | | | |
| Department | | | |
| Address | 103 Sawyer St | | |
| City | New Bedford | State | MA |
| Postal Code | 02746 | Country | |
| Phone Number | | | |
| Project Manager | Will Humphries | | |
| Email Address | | | |

| LABORATORY | | | |
|---|---|---|---|
| Lab Name | Alpha Analytical Lab | | |
| Lab Contact | Liz Porta | | |
| Email | | | |
| Address | 320 Forbes Boulevard | | |
| City | Mansfield | State | MA |
| Postal Code | 02048 | Country | |
| Phone Number | | | |
| Quote Number | | | |
| PO Number | | | |

| OTHER INFO | |
|---|---|
| Email Invoice To | maura.surprenant@aecom.com |
| Invoice Reports | |
| Email Report To | helen.jones@aecom.com |
| Email Reports | |
| Shipping Company | AAL |
| Tracking Number | |
| Cooler Count | 1 |
| Cooler Description | |
| Sampler 2 | |
| Sampler 3 | |

**SAMPLE DETAILS / ANALYSIS REQUESTED**

Filtered - F: Field, L: Lab, FL: Field & Lab, N: None

| Sample ID | Start Depth | End Depth | Depth Unit | Field Matrix | Date | Time (24hr) | G=Grab C=Comp | Total # Of Cont. | FIL. | PRESERV. | ANALYSIS | TOC | PCB Congeners |
|---|---|---|---|---|---|---|---|---|---|---|---|---|---|
| S-335-20FSP20-01 | 0 | 2 | CM | SE | 2020/09/24 | 11:06 | G | 1 | | | | X | X |
| S-338-20FSP20-01 | 0 | 2 | CM | SE | 2020/09/24 | 14:26 | G | 1 | | | | X | X |
| S-339-20FSP20-01 | 0 | 2 | CM | SE | 2020/09/24 | 15:32 | G | 1 | | | | X | X |
| S-341-20FSP20-01 | 0 | 2 | CM | SE | 2020/09/24 | 09:24 | G | 1 | | | | X | X |
| S-345-20FSP20-01 | 0 | 2 | CM | SE | 2020/09/24 | 14:05 | G | 1 | | | | X | X |
| S-346-20FSP20-01 | 0 | 2 | CM | SE | 2020/09/24 | 12:48 | G | 1 | | | | X | X |
| S-349-20FSP20-01 | 0 | 2 | CM | SE | 2020/09/24 | 12:51 | G | 1 | | | | X | X |
| S-352-20FSP20-01 | 0 | 2 | CM | SE | 2020/09/24 | 11:25 | G | 1 | | | | X | X |

-01 -02 -03 -04 -05 -06 -07 -08

**ADDITIONAL COMMENTS/SPECIAL INSTRUCTIONS**

"H" denotes hold until further instruction

| RELINQUISHED BY/AFFILIATION | DATE/TIME | ACCEPTED BY/AFFILIATION | DATE/TIME |
|---|---|---|---|
| Briley Barra AECOM | 09/24/20 1800 | Haley Sclafat AECOM | 09/25 1551 |
| Haley Sclafat AECOM | 09/25 1551 | | 9/25/20 1551 |
| | 9/25/20 1730 | | 9/25/20 1730 |
| | 9/25/20 2000 | | 9/25/20 2000 |
| | 9/25/20 2034 | | 9/25/20 20:34 |

**NB OF BOTTLES RETURNED/DESCRIPTION**

| | | | |
|---|---|---|---|
| Sampler's Name | Briley Barra | Mobile # | 607-229-7790 |
| Sampler's Signature | Briley Barra | Date/Time | 2020/09/24 |

# ANALYTICAL REPORT

| | |
|---|---|
| Lab Number: | L2040925 |
| Client: | AECOM<br>250 Apollo Drive<br>Chelmsford, MA 01824 |
| ATTN: | Will Humphries |
| Phone: | (978) 833-6950 |
| Project Name: | NEW BEDFORD HARBOR-LTM |
| Project Number: | 60597627 |
| Report Date: | 10/19/20 |

The original project report/data package is held by Alpha Analytical. This report/data package is paginated and should be reproduced only in its entirety. Alpha Analytical holds no responsibility for results and/or data that are not consistent with the original.

Certifications & Approvals: MA (M-MA030), NH NELAP (2062), CT (PH-0141), DoD (L2474), FL (E87814), IL (200081), LA (85084), ME (MA00030), MD (350), NJ (MA015), NY (11627), NC (685), OH (CL106), PA (68-02089), RI (LAO00299), TX (T104704419), VT (VT-0015), VA (460194), WA (C954), US Army Corps of Engineers, USDA (Permit #P330-17-00150), USFWS (Permit #206964).

320 Forbes Boulevard, Mansfield, MA 02048-1806
508-822-9300 (Fax) 508-822-3288 800-624-9220 - www.alphalab.com

**Project Name:** NEW BEDFORD HARBOR-LTM
**Project Number:** 60597627

**Lab Number:** L2040925
**Report Date:** 10/19/20

| Alpha Sample ID | Client ID | Matrix | Sample Location | Collection Date/Time | Receive Date |
|---|---|---|---|---|---|
| L2040925-01 | S-323-20FSP20-01 | SEDIMENT | NEW BEDFORD, MA | 09/25/20 11:30 | 09/28/20 |
| L2040925-02 | S-324-20FSP20-01 | SEDIMENT | NEW BEDFORD, MA | 09/25/20 10:29 | 09/28/20 |
| L2040925-03 | S-325-20FSP20-01 | SEDIMENT | NEW BEDFORD, MA | 09/25/20 09:08 | 09/28/20 |
| L2040925-04 | S-325-20FSP20-01-REP | SEDIMENT | NEW BEDFORD, MA | 09/25/20 09:25 | 09/28/20 |
| L2040925-05 | S-331-20FSP20-01 | SEDIMENT | NEW BEDFORD, MA | 09/25/20 13:09 | 09/28/20 |
| L2040925-06 | S-332-20FSP20-01 | SEDIMENT | NEW BEDFORD, MA | 09/25/20 13:36 | 09/28/20 |
| L2040925-07 | S-333-20FSP20-01 | SEDIMENT | NEW BEDFORD, MA | 09/25/20 10:55 | 09/28/20 |
| L2040925-08 | S-334-20FSP20-01 | SEDIMENT | NEW BEDFORD, MA | 09/25/20 12:14 | 09/28/20 |
| L2040925-09 | S-340-20FSP20-01 | SEDIMENT | NEW BEDFORD, MA | 09/25/20 09:29 | 09/28/20 |

| | | | |
|---|---|---|---|
| **Project Name:** | NEW BEDFORD HARBOR-LTM | **Lab Number:** | L2040925 |
| **Project Number:** | 60597627 | **Report Date:** | 10/19/20 |

## Case Narrative

The samples were received in accordance with the Chain of Custody and no significant deviations were encountered during the preparation or analysis unless otherwise noted. Sample Receipt, Container Information, and the Chain of Custody are located at the back of the report.

Results contained within this report relate only to the samples submitted under this Alpha Lab Number and meet NELAP requirements for all NELAP accredited parameters unless otherwise noted in the following narrative. The data presented in this report is organized by parameter (i.e. VOC, SVOC, etc.). Sample specific Quality Control data (i.e. Surrogate Spike Recovery) is reported at the end of the target analyte list for each individual sample, followed by the Laboratory Batch Quality Control at the end of each parameter. Tentatively Identified Compounds (TICs), if requested, are reported for compounds identified to be present and are not part of the method/program Target Compound List, even if only a subset of the TCL are being reported. If a sample was re-analyzed or re-extracted due to a required quality control corrective action and if both sets of data are reported, the Laboratory ID of the re-analysis or re-extraction is designated with an "R" or "RE", respectively.

When multiple Batch Quality Control elements are reported (e.g. more than one LCS), the associated samples for each element are noted in the grey shaded header line of each data table. Any Laboratory Batch, Sample Specific % recovery or RPD value that is outside the listed Acceptance Criteria is bolded in the report. In reference to questions H (CAM) or 4 (RCP) when "NO" is checked, the performance criteria for CAM and RCP methods allow for some quality control failures to occur and still be within method compliance. In these instances, the specific failure is not narrated but noted in the associated QC Outlier Summary Report, located directly after the Case Narrative. QC information is also incorporated in the Data Usability Assessment table (Format 11) of our Data Merger tool, where it can be reviewed in conjunction with the sample result, associated regulatory criteria and any associated data usability implications.

Soil/sediments, solids and tissues are reported on a dry weight basis unless otherwise noted. Definitions of all data qualifiers and acronyms used in this report are provided in the Glossary located at the back of the report.

HOLD POLICY - For samples submitted on hold, Alpha's policy is to hold samples (with the exception of Air canisters) free of charge for 21 calendar days from the date the project is completed. After 21 calendar days, we will dispose of all samples submitted including those put on hold unless you have contacted your Alpha Project Manager and made arrangements for Alpha to continue to hold the samples. Air canisters will be disposed after 3 business days from the date the project is completed.

Please contact Project Management at 800-624-9220 with any questions.

**Project Name:** NEW BEDFORD HARBOR-LTM **Lab Number:** L2040925
**Project Number:** 60597627 **Report Date:** 10/19/20

**Case Narrative (continued)**

Report Submission

All non-detect (ND) or estimated concentrations (J-qualified) have been quantitated to the limit noted in the MDL column.

PCB Congeners/Homologs

The WG1417448-2/-3 LCS/LCSD RPDs are outside the acceptance criteria for Cl4-BZ#59 (35%), Cl5-BZ#97 (35%), Cl5-BZ#115 (33%), Cl6-BZ#142 (32%) and Cl5-BZ#118 (33%).

The WG1417448-4 Standard Reference Material is outside the QC limits for BZ#128 (159%), BZ#156 (144%), BZ#195 (145%). The LCS/LCSD and MS/MSD meet the recovery criteria for these PCB Congeners.

I, the undersigned, attest under the pains and penalties of perjury that, to the best of my knowledge and belief and based upon my personal inquiry of those responsible for providing the information contained in this analytical report, such information is accurate and complete. This certificate of analysis is not complete unless this page accompanies any and all pages of this report.

Authorized Signature: Elizabeth Porta

Title: Technical Director/Representative Date: 10/19/20

# ORGANICS

# PCBS

**Project Name:** NEW BEDFORD HARBOR-LTM
**Project Number:** 60597627
**Lab Number:** L2040925
**Report Date:** 10/19/20

## SAMPLE RESULTS

Lab ID: L2040925-01
Client ID: S-323-20FSP20-01
Sample Location: NEW BEDFORD, MA

Date Collected: 09/25/20 11:30
Date Received: 09/28/20
Field Prep: Not Specified

Sample Depth:
Matrix: Sediment
Analytical Method: 105,8270D-SIM/680(M)
Analytical Date: 10/14/20 20:53
Analyst: MJS
Percent Solids: 99%

Extraction Method: EPA 3570
Extraction Date: 10/02/20 16:30
Cleanup Method: EPA 3630
Cleanup Date: 10/12/20

| Parameter | Result | Qualifier | Units | RL | MDL | Dilution Factor |
|---|---|---|---|---|---|---|
| PCB Congeners/Homologs - Mansfield Lab | | | | | | |
| Cl1-BZ#1-Cal/RTW | ND | | ug/kg | 0.187 | 0.093 | 1 |
| Cl1-BZ#2 | ND | | ug/kg | 0.187 | 0.093 | 1 |
| Cl1-BZ#3 | 0.117 | J | ug/kg | 0.187 | 0.093 | 1 |
| Cl2-BZ#4/#10 | 0.293 | J | ug/kg | 0.373 | 0.187 | 1 |
| Cl2-BZ#9 | 0.128 | J | ug/kg | 0.187 | 0.093 | 1 |
| Cl2-BZ#7 | 0.150 | J | ug/kg | 0.187 | 0.093 | 1 |
| Cl2-BZ#6 | 0.895 | | ug/kg | 0.187 | 0.093 | 1 |
| Cl2-BZ#5 | ND | | ug/kg | 0.187 | 0.093 | 1 |
| Cl2-BZ#8 | 1.80 | | ug/kg | 0.187 | 0.093 | 1 |
| Cl3-BZ#19 | 0.174 | J | ug/kg | 0.187 | 0.093 | 1 |
| Cl2-BZ#14 | ND | | ug/kg | 0.187 | 0.093 | 1 |
| Cl3-BZ#30 | ND | | ug/kg | 0.187 | 0.093 | 1 |
| Cl3-BZ#18 | 1.75 | | ug/kg | 0.187 | 0.093 | 1 |
| Cl2-BZ#11 | 0.684 | | ug/kg | 0.187 | 0.093 | 1 |
| Cl3-BZ#17 | 0.919 | | ug/kg | 0.187 | 0.093 | 1 |
| Cl2-BZ#12 | ND | | ug/kg | 0.187 | 0.093 | 1 |
| Cl3-BZ#27 | 0.285 | | ug/kg | 0.187 | 0.093 | 1 |
| Cl2-BZ#13 | 0.356 | J | ug/kg | 0.373 | 0.187 | 1 |
| Cl3-BZ#24 | ND | | ug/kg | 0.187 | 0.093 | 1 |
| Cl3-BZ#16 | 0.552 | | ug/kg | 0.187 | 0.093 | 1 |
| Cl3-BZ#32 | 0.823 | | ug/kg | 0.187 | 0.093 | 1 |
| Cl2-BZ#15 | 1.98 | | ug/kg | 0.187 | 0.093 | 1 |
| Cl3-BZ#34 | ND | | ug/kg | 0.187 | 0.093 | 1 |
| Cl3-BZ#23 | ND | | ug/kg | 0.187 | 0.093 | 1 |
| Cl4-BZ#54 | ND | | ug/kg | 0.187 | 0.093 | 1 |
| Cl3-BZ#29-Cal | ND | | ug/kg | 0.187 | 0.093 | 1 |
| Cl4-BZ#50-Cal | ND | | ug/kg | 0.187 | 0.093 | 1 |
| Cl3-BZ#26 | 2.76 | | ug/kg | 0.187 | 0.093 | 1 |

**Project Name:** NEW BEDFORD HARBOR-LTM **Lab Number:** L2040925

**Project Number:** 60597627 **Report Date:** 10/19/20

## SAMPLE RESULTS

Lab ID: L2040925-01 Date Collected: 09/25/20 11:30

Client ID: S-323-20FSP20-01 Date Received: 09/28/20

Sample Location: NEW BEDFORD, MA Field Prep: Not Specified

Sample Depth:

| Parameter | Result | Qualifier | Units | RL | MDL | Dilution Factor |
|---|---|---|---|---|---|---|
| PCB Congeners/Homologs - Mansfield Lab | | | | | | |
| Cl3-BZ#25 | 1.70 | | ug/kg | 0.187 | 0.093 | 1 |
| Cl4-BZ#53 | 0.560 | | ug/kg | 0.187 | 0.093 | 1 |
| Cl3-BZ#-31 | 4.96 | | ug/kg | 0.187 | 0.093 | 1 |
| Cl3-BZ#28 | 6.21 | | ug/kg | 0.187 | 0.093 | 1 |
| Cl3-BZ#33 | 1.78 | | ug/kg | 0.187 | 0.093 | 1 |
| Cl4-BZ#51 | 0.202 | | ug/kg | 0.187 | 0.093 | 1 |
| Cl3-BZ#21/#20 | 0.288 | J | ug/kg | 0.373 | 0.187 | 1 |
| Cl4-BZ#45 | 0.495 | | ug/kg | 0.187 | 0.093 | 1 |
| Cl3-BZ#22 | 1.50 | | ug/kg | 0.187 | 0.093 | 1 |
| Cl4-BZ#73/#46 | ND | | ug/kg | 0.373 | 0.187 | 1 |
| Cl4-BZ#69 | ND | | ug/kg | 0.187 | 0.093 | 1 |
| Cl4-BZ#43 | 0.232 | | ug/kg | 0.187 | 0.093 | 1 |
| Cl3-BZ#36 | ND | | ug/kg | 0.187 | 0.093 | 1 |
| Cl4-BZ#52 | 6.32 | | ug/kg | 0.187 | 0.093 | 1 |
| Cl4-BZ#48 | 0.432 | | ug/kg | 0.187 | 0.093 | 1 |
| Cl4-BZ#49 | 5.82 | | ug/kg | 0.187 | 0.093 | 1 |
| Cl5-BZ#104 | ND | | ug/kg | 0.187 | 0.093 | 1 |
| Cl4-BZ#47 | 1.92 | | ug/kg | 0.187 | 0.093 | 1 |
| Cl4-BZ#65/#75/#62 | ND | | ug/kg | 0.560 | 0.280 | 1 |
| Cl3-BZ#39 | ND | | ug/kg | 0.187 | 0.093 | 1 |
| Cl3-BZ#38 | ND | | ug/kg | 0.187 | 0.093 | 1 |
| Cl4-BZ#44 | 3.08 | | ug/kg | 0.187 | 0.093 | 1 |
| Cl4-BZ#59 | 0.479 | | ug/kg | 0.187 | 0.093 | 1 |
| Cl4-BZ#42 | 1.34 | | ug/kg | 0.187 | 0.093 | 1 |
| Cl4-BZ#71 | 1.11 | | ug/kg | 0.187 | 0.093 | 1 |
| Cl3-BZ#35 | 0.234 | | ug/kg | 0.187 | 0.093 | 1 |
| Cl4-BZ#41 | ND | | ug/kg | 0.187 | 0.093 | 1 |
| Cl4-BZ#72 | 0.360 | | ug/kg | 0.187 | 0.093 | 1 |
| Cl5-BZ#96 | ND | | ug/kg | 0.187 | 0.093 | 1 |
| Cl5-BZ#103 | 0.264 | | ug/kg | 0.187 | 0.093 | 1 |
| Cl4-BZ#68/#64 | 1.83 | | ug/kg | 0.373 | 0.187 | 1 |
| Cl4-BZ#40 | 0.653 | | ug/kg | 0.187 | 0.093 | 1 |
| Cl3-BZ#37 | 1.95 | | ug/kg | 0.187 | 0.093 | 1 |
| Cl5-BZ#100 | ND | | ug/kg | 0.187 | 0.093 | 1 |
| Cl5-BZ#94 | ND | | ug/kg | 0.187 | 0.093 | 1 |
| Cl4-BZ#57 | 0.205 | | ug/kg | 0.187 | 0.093 | 1 |
| Cl4-BZ#67/#58 | 0.637 | | ug/kg | 0.373 | 0.187 | 1 |

**Project Name:** NEW BEDFORD HARBOR-LTM **Lab Number:** L2040925

**Project Number:** 60597627 **Report Date:** 10/19/20

## SAMPLE RESULTS

Lab ID: L2040925-01 Date Collected: 09/25/20 11:30

Client ID: S-323-20FSP20-01 Date Received: 09/28/20

Sample Location: NEW BEDFORD, MA Field Prep: Not Specified

Sample Depth:

| Parameter | Result | Qualifier | Units | RL | MDL | Dilution Factor |
|---|---|---|---|---|---|---|
| PCB Congeners/Homologs - Mansfield Lab | | | | | | |
| Cl5-BZ#102 | 0.450 | | ug/kg | 0.187 | 0.093 | 1 |
| Cl4-BZ#61 | ND | | ug/kg | 0.187 | 0.093 | 1 |
| Cl5-BZ#98 | ND | | ug/kg | 0.187 | 0.093 | 1 |
| Cl4-BZ#76 | ND | | ug/kg | 0.187 | 0.093 | 1 |
| Cl5-BZ#93 | ND | | ug/kg | 0.187 | 0.093 | 1 |
| Cl4-BZ#63 | 0.428 | | ug/kg | 0.187 | 0.093 | 1 |
| Cl5-BZ#121/#95/#88 | 4.31 | | ug/kg | 0.560 | 0.280 | 1 |
| Cl4-BZ#74 | 2.73 | | ug/kg | 0.187 | 0.093 | 1 |
| Cl6-BZ#155 | ND | | ug/kg | 0.187 | 0.093 | 1 |
| Cl4-BZ#70 | 5.97 | | ug/kg | 0.187 | 0.093 | 1 |
| Cl5-BZ#91 | 1.59 | | ug/kg | 0.187 | 0.093 | 1 |
| Cl4-BZ#66 | 7.04 | | ug/kg | 0.187 | 0.093 | 1 |
| Cl4-BZ#80 | ND | | ug/kg | 0.187 | 0.093 | 1 |
| Cl4-BZ#55 | 0.246 | | ug/kg | 0.187 | 0.093 | 1 |
| Cl5-BZ#92 | 2.30 | | ug/kg | 0.187 | 0.093 | 1 |
| Cl5-BZ#89/#84 | 1.72 | | ug/kg | 0.373 | 0.187 | 1 |
| Cl5-BZ#101/#90 | 9.69 | | ug/kg | 0.373 | 0.187 | 1 |
| Cl4-BZ#56 | 1.83 | | ug/kg | 0.187 | 0.093 | 1 |
| Cl5-BZ#113 | 0.223 | | ug/kg | 0.187 | 0.093 | 1 |
| Cl5-BZ#99 | 6.73 | | ug/kg | 0.187 | 0.093 | 1 |
| Cl6-BZ#150 | ND | | ug/kg | 0.187 | 0.093 | 1 |
| Cl4-BZ#60 | 0.822 | | ug/kg | 0.187 | 0.093 | 1 |
| Cl6-BZ#152 | ND | | ug/kg | 0.187 | 0.093 | 1 |
| Cl5-BZ#119 | 0.650 | | ug/kg | 0.187 | 0.093 | 1 |
| Cl5-BZ#83/#125/#112 | 0.707 | | ug/kg | 0.560 | 0.280 | 1 |
| Cl5-BZ#86/#109 | ND | | ug/kg | 0.373 | 0.187 | 1 |
| Cl6-BZ#145 | ND | | ug/kg | 0.187 | 0.093 | 1 |
| Cl5-BZ#97 | 3.10 | | ug/kg | 0.187 | 0.093 | 1 |
| Cl6-BZ#148 | ND | | ug/kg | 0.187 | 0.093 | 1 |
| Cl4-BZ#79 | ND | | ug/kg | 0.187 | 0.093 | 1 |
| Cl5-BZ#116 | ND | | ug/kg | 0.187 | 0.093 | 1 |
| Cl6-BZ#154-Cal | 0.268 | | ug/kg | 0.187 | 0.093 | 1 |
| Cl4-BZ#78 | ND | | ug/kg | 0.187 | 0.093 | 1 |
| Cl5-BZ#87/#111 | 2.10 | | ug/kg | 0.373 | 0.187 | 1 |
| Cl6-BZ#136 | 0.878 | | ug/kg | 0.187 | 0.093 | 1 |
| Cl5-BZ#117 | 0.546 | | ug/kg | 0.187 | 0.093 | 1 |
| Cl5-BZ#115 | ND | | ug/kg | 0.187 | 0.093 | 1 |

**Project Name:** NEW BEDFORD HARBOR-LTM **Lab Number:** L2040925

**Project Number:** 60597627 **Report Date:** 10/19/20

## SAMPLE RESULTS

Lab ID: L2040925-01 Date Collected: 09/25/20 11:30

Client ID: S-323-20FSP20-01 Date Received: 09/28/20

Sample Location: NEW BEDFORD, MA Field Prep: Not Specified

Sample Depth:

| Parameter | Result | Qualifier | Units | RL | MDL | Dilution Factor |
|---|---|---|---|---|---|---|
| PCB Congeners/Homologs - Mansfield Lab | | | | | | |
| Cl5-BZ#85 | 1.77 | | ug/kg | 0.187 | 0.093 | 1 |
| Cl5-BZ#120 | 0.246 | | ug/kg | 0.187 | 0.093 | 1 |
| Cl5-BZ#110 | 11.4 | | ug/kg | 0.187 | 0.093 | 1 |
| Cl4-BZ#81 | ND | | ug/kg | 0.187 | 0.093 | 1 |
| Cl6-BZ#151 | 0.940 | | ug/kg | 0.187 | 0.093 | 1 |
| Cl6-BZ#135 | 0.863 | | ug/kg | 0.187 | 0.093 | 1 |
| Cl5-BZ#82 | 0.643 | | ug/kg | 0.187 | 0.093 | 1 |
| Cl6-BZ#144 | 0.345 | | ug/kg | 0.187 | 0.093 | 1 |
| Cl6-BZ#147/#149 | 6.24 | | ug/kg | 0.373 | 0.187 | 1 |
| Cl4-BZ#77 | 1.03 | | ug/kg | 0.187 | 0.093 | 1 |
| Cl6-BZ#143/#139 | ND | | ug/kg | 0.373 | 0.187 | 1 |
| Cl5-BZ#124 | 0.387 | | ug/kg | 0.187 | 0.093 | 1 |
| Cl6-BZ#140 | ND | | ug/kg | 0.187 | 0.093 | 1 |
| Cl5-BZ#108 | ND | | ug/kg | 0.187 | 0.093 | 1 |
| Cl5-BZ#107/#123 | 1.24 | | ug/kg | 0.373 | 0.187 | 1 |
| Cl7-BZ#188-Cal/RTW | ND | | ug/kg | 0.187 | 0.093 | 1 |
| Cl6-BZ#134 | 0.604 | | ug/kg | 0.187 | 0.093 | 1 |
| Cl5-BZ#106 | ND | | ug/kg | 0.187 | 0.093 | 1 |
| Cl6-BZ#133 | ND | | ug/kg | 0.187 | 0.093 | 1 |
| Cl6-BZ#142 | ND | | ug/kg | 0.187 | 0.093 | 1 |
| Cl5-BZ#118 | 12.9 | | ug/kg | 0.187 | 0.093 | 1 |
| Cl6-BZ#131 | ND | | ug/kg | 0.187 | 0.093 | 1 |
| Cl7-BZ#184 | ND | | ug/kg | 0.187 | 0.093 | 1 |
| Cl6-BZ#165 | ND | | ug/kg | 0.187 | 0.093 | 1 |
| Cl6-BZ#146 | 1.73 | | ug/kg | 0.187 | 0.093 | 1 |
| Cl6-BZ#161 | ND | | ug/kg | 0.187 | 0.093 | 1 |
| Cl5-BZ#122 | ND | | ug/kg | 0.187 | 0.093 | 1 |
| Cl6-BZ#168 | ND | | ug/kg | 0.187 | 0.093 | 1 |
| Cl5-BZ#114 | 0.594 | | ug/kg | 0.187 | 0.093 | 1 |
| Cl6-BZ#153 | 9.51 | | ug/kg | 0.187 | 0.093 | 1 |
| Cl6-BZ#132 | 2.32 | | ug/kg | 0.187 | 0.093 | 1 |
| Cl7-BZ#179 | 0.322 | | ug/kg | 0.187 | 0.093 | 1 |
| Cl6-BZ#141 | 0.766 | | ug/kg | 0.187 | 0.093 | 1 |
| Cl7-BZ#176 | 0.158 | J | ug/kg | 0.187 | 0.093 | 1 |
| Cl5-BZ#105 | 3.15 | | ug/kg | 0.187 | 0.093 | 1 |
| Cl6-BZ#137 | 0.688 | | ug/kg | 0.187 | 0.093 | 1 |
| Cl5-BZ#127 | ND | | ug/kg | 0.187 | 0.093 | 1 |

**Project Name:** NEW BEDFORD HARBOR-LTM **Lab Number:** L2040925

**Project Number:** 60597627 **Report Date:** 10/19/20

## SAMPLE RESULTS

Lab ID: L2040925-01 Date Collected: 09/25/20 11:30

Client ID: S-323-20FSP20-01 Date Received: 09/28/20

Sample Location: NEW BEDFORD, MA Field Prep: Not Specified

Sample Depth:

| Parameter | Result | Qualifier | Units | RL | MDL | Dilution Factor |
|---|---|---|---|---|---|---|
| PCB Congeners/Homologs - Mansfield Lab | | | | | | |
| Cl7-BZ#186 | ND | | ug/kg | 0.187 | 0.093 | 1 |
| Cl6-BZ#130/#164 | 1.58 | | ug/kg | 0.373 | 0.187 | 1 |
| Cl7-BZ#178 | ND | | ug/kg | 0.187 | 0.093 | 1 |
| Cl6-BZ#138 | 7.81 | | ug/kg | 0.187 | 0.093 | 1 |
| Cl6-BZ#163/#160 | 2.40 | | ug/kg | 0.373 | 0.187 | 1 |
| Cl6-BZ#129/#158 | 1.27 | | ug/kg | 0.373 | 0.187 | 1 |
| Cl7-BZ#182/#175 | ND | | ug/kg | 0.373 | 0.187 | 1 |
| Cl7-BZ#187 | 1.23 | | ug/kg | 0.187 | 0.093 | 1 |
| Cl7-BZ#183 | 0.728 | | ug/kg | 0.187 | 0.093 | 1 |
| Cl6-BZ#166 | ND | | ug/kg | 0.187 | 0.093 | 1 |
| Cl6-BZ#159 | ND | | ug/kg | 0.187 | 0.093 | 1 |
| Cl5-BZ#126 | ND | | ug/kg | 0.187 | 0.093 | 1 |
| Cl7-BZ#185 | ND | | ug/kg | 0.187 | 0.093 | 1 |
| Cl6-BZ#162 | ND | | ug/kg | 0.187 | 0.093 | 1 |
| Cl7-BZ#174 | 0.702 | | ug/kg | 0.187 | 0.093 | 1 |
| Cl6-BZ#128 | 2.42 | | ug/kg | 0.187 | 0.093 | 1 |
| Cl8-BZ#202 | ND | | ug/kg | 0.187 | 0.093 | 1 |
| Cl6-BZ#167 | 0.484 | | ug/kg | 0.187 | 0.093 | 1 |
| Cl7-BZ#181 | ND | | ug/kg | 0.187 | 0.093 | 1 |
| Cl7-BZ#177 | 0.792 | | ug/kg | 0.187 | 0.093 | 1 |
| Cl8-BZ#204/#200-CAL | ND | | ug/kg | 0.373 | 0.187 | 1 |
| Cl7-BZ#171 | 0.460 | | ug/kg | 0.187 | 0.093 | 1 |
| Cl7-BZ#173 | ND | | ug/kg | 0.187 | 0.093 | 1 |
| Cl8-BZ#197 | ND | | ug/kg | 0.187 | 0.093 | 1 |
| Cl7-BZ#172 | ND | | ug/kg | 0.187 | 0.093 | 1 |
| Cl7-BZ#192 | ND | | ug/kg | 0.187 | 0.093 | 1 |
| Cl6-BZ#156 | 1.40 | | ug/kg | 0.187 | 0.093 | 1 |
| Cl6-BZ#157 | 0.380 | | ug/kg | 0.187 | 0.093 | 1 |
| Cl7-BZ#180 | 1.25 | | ug/kg | 0.187 | 0.093 | 1 |
| Cl7-BZ#193 | ND | | ug/kg | 0.187 | 0.093 | 1 |
| Cl8-BZ#199 | ND | | ug/kg | 0.187 | 0.093 | 1 |
| Cl7-BZ#191 | ND | | ug/kg | 0.187 | 0.093 | 1 |
| Cl8-BZ#198 | ND | | ug/kg | 0.187 | 0.093 | 1 |
| Cl8-BZ#201 | ND | | ug/kg | 0.187 | 0.093 | 1 |
| Cl7-BZ#170 | 1.33 | | ug/kg | 0.187 | 0.093 | 1 |
| Cl7-BZ#190 | ND | | ug/kg | 0.187 | 0.093 | 1 |
| Cl8-BZ#196 | ND | | ug/kg | 0.187 | 0.093 | 1 |

**Project Name:** NEW BEDFORD HARBOR-LTM **Lab Number:** L2040925

**Project Number:** 60597627 **Report Date:** 10/19/20

## SAMPLE RESULTS

Lab ID: L2040925-01 Date Collected: 09/25/20 11:30

Client ID: S-323-20FSP20-01 Date Received: 09/28/20

Sample Location: NEW BEDFORD, MA Field Prep: Not Specified

Sample Depth:

| Parameter | Result | Qualifier | Units | RL | MDL | Dilution Factor |
|---|---|---|---|---|---|---|
| PCB Congeners/Homologs - Mansfield Lab | | | | | | |
| Cl8-BZ#203 | ND | | ug/kg | 0.187 | 0.093 | 1 |
| Cl6-BZ#169 | ND | | ug/kg | 0.187 | 0.093 | 1 |
| Cl9-BZ#208 | ND | | ug/kg | 0.187 | 0.093 | 1 |
| Cl9-BZ#207 | ND | | ug/kg | 0.187 | 0.093 | 1 |
| Cl7-BZ#189 | ND | | ug/kg | 0.187 | 0.093 | 1 |
| Cl8-BZ#195 | ND | | ug/kg | 0.187 | 0.093 | 1 |
| Cl8-BZ#194 | ND | | ug/kg | 0.187 | 0.093 | 1 |
| Cl8-BZ#205 | ND | | ug/kg | 0.187 | 0.093 | 1 |
| Cl9-BZ#206-Cal/RTW | ND | | ug/kg | 0.187 | 0.093 | 1 |
| Cl10-BZ#209-Cal/RTW | ND | | ug/kg | 0.187 | 0.093 | 1 |
| Monochlorobiphenyls | 0.117 | J | ug/kg | 0.187 | 0.093 | 1 |
| Dichlorobiphenyls | 6.29 | | ug/kg | 0.187 | 0.093 | 1 |
| Trichlorobiphenyls | 25.9 | | ug/kg | 0.187 | 0.093 | 1 |
| Tetrachlorobiphenyls | 45.8 | | ug/kg | 0.187 | 0.093 | 1 |
| Pentachlorobiphenyls | 66.7 | | ug/kg | 0.187 | 0.093 | 1 |
| Hexachlorobiphenyls | 42.9 | | ug/kg | 0.187 | 0.093 | 1 |
| Heptachlorobiphenyls | 6.97 | | ug/kg | 0.187 | 0.093 | 1 |
| Octachlorobiphenyls | ND | | ug/kg | 0.187 | 0.093 | 1 |
| Nonachlorobiphenyls | ND | | ug/kg | 0.187 | 0.093 | 1 |
| Decachlorobiphenyl | ND | | ug/kg | 0.187 | 0.093 | 1 |
| Total PCB | 195 | | ug/kg | 0.187 | NA | 1 |

| Surrogate | % Recovery | Qualifier | Acceptance Criteria |
|---|---|---|---|
| Cl3-BZ#19-C13 (surr) | 73 | | 50-125 |
| Cl8-BZ#202-C13 (surr) | 85 | | 50-125 |

**Project Name:** NEW BEDFORD HARBOR-LTM
**Project Number:** 60597627
**Lab Number:** L2040925
**Report Date:** 10/19/20

## SAMPLE RESULTS

Lab ID: L2040925-02
Client ID: S-324-20FSP20-01
Sample Location: NEW BEDFORD, MA

Date Collected: 09/25/20 10:29
Date Received: 09/28/20
Field Prep: Not Specified

Sample Depth:
Matrix: Sediment
Analytical Method: 105,8270D-SIM/680(M)
Analytical Date: 10/14/20 22:08
Analyst: MJS
Percent Solids: 98%

Extraction Method: EPA 3570
Extraction Date: 10/02/20 16:30
Cleanup Method: EPA 3630
Cleanup Date: 10/12/20

| Parameter | Result | Qualifier | Units | RL | MDL | Dilution Factor |
|---|---|---|---|---|---|---|
| PCB Congeners/Homologs - Mansfield Lab | | | | | | |
| Cl1-BZ#1-Cal/RTW | 0.551 | | ug/kg | 0.186 | 0.093 | 1 |
| Cl1-BZ#2 | 0.213 | | ug/kg | 0.186 | 0.093 | 1 |
| Cl1-BZ#3 | 0.416 | | ug/kg | 0.186 | 0.093 | 1 |
| Cl2-BZ#4/#10 | 2.00 | | ug/kg | 0.372 | 0.186 | 1 |
| Cl2-BZ#9 | 0.716 | | ug/kg | 0.186 | 0.093 | 1 |
| Cl2-BZ#7 | 0.594 | | ug/kg | 0.186 | 0.093 | 1 |
| Cl2-BZ#6 | 6.54 | | ug/kg | 0.186 | 0.093 | 1 |
| Cl2-BZ#5 | 0.200 | | ug/kg | 0.186 | 0.093 | 1 |
| Cl2-BZ#8 | 10.8 | | ug/kg | 0.186 | 0.093 | 1 |
| Cl3-BZ#19 | 1.10 | | ug/kg | 0.186 | 0.093 | 1 |
| Cl2-BZ#14 | ND | | ug/kg | 0.186 | 0.093 | 1 |
| Cl3-BZ#30 | ND | | ug/kg | 0.186 | 0.093 | 1 |
| Cl3-BZ#18 | 15.6 | | ug/kg | 0.186 | 0.093 | 1 |
| Cl2-BZ#11 | 1.96 | | ug/kg | 0.186 | 0.093 | 1 |
| Cl3-BZ#17 | 8.22 | | ug/kg | 0.186 | 0.093 | 1 |
| Cl2-BZ#12 | 0.308 | | ug/kg | 0.186 | 0.093 | 1 |
| Cl3-BZ#27 | 1.56 | | ug/kg | 0.186 | 0.093 | 1 |
| Cl2-BZ#13 | 2.34 | | ug/kg | 0.372 | 0.186 | 1 |
| Cl3-BZ#24 | 0.367 | | ug/kg | 0.186 | 0.093 | 1 |
| Cl3-BZ#16 | 5.06 | | ug/kg | 0.186 | 0.093 | 1 |
| Cl3-BZ#32 | 5.10 | | ug/kg | 0.186 | 0.093 | 1 |
| Cl2-BZ#15 | 9.02 | | ug/kg | 0.186 | 0.093 | 1 |
| Cl3-BZ#34 | 0.386 | | ug/kg | 0.186 | 0.093 | 1 |
| Cl3-BZ#23 | ND | | ug/kg | 0.186 | 0.093 | 1 |
| Cl4-BZ#54 | ND | | ug/kg | 0.186 | 0.093 | 1 |
| Cl3-BZ#29-Cal | 0.203 | | ug/kg | 0.186 | 0.093 | 1 |
| Cl4-BZ#50-Cal | ND | | ug/kg | 0.186 | 0.093 | 1 |
| Cl3-BZ#26 | 26.3 | | ug/kg | 0.186 | 0.093 | 1 |

**Project Name:** NEW BEDFORD HARBOR-LTM **Lab Number:** L2040925

**Project Number:** 60597627 **Report Date:** 10/19/20

## SAMPLE RESULTS

Lab ID: L2040925-02 Date Collected: 09/25/20 10:29

Client ID: S-324-20FSP20-01 Date Received: 09/28/20

Sample Location: NEW BEDFORD, MA Field Prep: Not Specified

Sample Depth:

| Parameter | Result | Qualifier | Units | RL | MDL | Dilution Factor |
|---|---|---|---|---|---|---|
| PCB Congeners/Homologs - Mansfield Lab | | | | | | |
| Cl3-BZ#25 | 13.7 | | ug/kg | 0.186 | 0.093 | 1 |
| Cl4-BZ#53 | 4.04 | | ug/kg | 0.186 | 0.093 | 1 |
| Cl3-BZ#-31 | 33.9 | | ug/kg | 0.186 | 0.093 | 1 |
| Cl3-BZ#28 | 36.9 | | ug/kg | 0.186 | 0.093 | 1 |
| Cl3-BZ#33 | 10.7 | | ug/kg | 0.186 | 0.093 | 1 |
| Cl4-BZ#51 | 1.66 | | ug/kg | 0.186 | 0.093 | 1 |
| Cl3-BZ#21/#20 | 3.20 | | ug/kg | 0.372 | 0.186 | 1 |
| Cl4-BZ#45 | 3.54 | | ug/kg | 0.186 | 0.093 | 1 |
| Cl3-BZ#22 | 10.4 | | ug/kg | 0.186 | 0.093 | 1 |
| Cl4-BZ#73/#46 | 1.42 | | ug/kg | 0.372 | 0.186 | 1 |
| Cl4-BZ#69 | 0.169 | J | ug/kg | 0.186 | 0.093 | 1 |
| Cl4-BZ#43 | 0.963 | | ug/kg | 0.186 | 0.093 | 1 |
| Cl3-BZ#36 | ND | | ug/kg | 0.186 | 0.093 | 1 |
| Cl4-BZ#52 | 55.0 | | ug/kg | 0.186 | 0.093 | 1 |
| Cl4-BZ#48 | 3.54 | | ug/kg | 0.186 | 0.093 | 1 |
| Cl4-BZ#49 | 49.6 | | ug/kg | 0.186 | 0.093 | 1 |
| Cl5-BZ#104 | ND | | ug/kg | 0.186 | 0.093 | 1 |
| Cl4-BZ#47 | 14.2 | | ug/kg | 0.186 | 0.093 | 1 |
| Cl4-BZ#65/#75/#62 | 1.15 | | ug/kg | 0.557 | 0.279 | 1 |
| Cl3-BZ#39 | ND | | ug/kg | 0.186 | 0.093 | 1 |
| Cl3-BZ#38 | ND | | ug/kg | 0.186 | 0.093 | 1 |
| Cl4-BZ#44 | 28.0 | | ug/kg | 0.186 | 0.093 | 1 |
| Cl4-BZ#59 | 4.23 | | ug/kg | 0.186 | 0.093 | 1 |
| Cl4-BZ#42 | 12.0 | | ug/kg | 0.186 | 0.093 | 1 |
| Cl4-BZ#71 | 7.83 | | ug/kg | 0.186 | 0.093 | 1 |
| Cl3-BZ#35 | 0.826 | | ug/kg | 0.186 | 0.093 | 1 |
| Cl4-BZ#41 | 1.53 | | ug/kg | 0.186 | 0.093 | 1 |
| Cl4-BZ#72 | 2.11 | | ug/kg | 0.186 | 0.093 | 1 |
| Cl5-BZ#96 | 0.484 | | ug/kg | 0.186 | 0.093 | 1 |
| Cl5-BZ#103 | 1.16 | | ug/kg | 0.186 | 0.093 | 1 |
| Cl4-BZ#68/#64 | 16.7 | | ug/kg | 0.372 | 0.186 | 1 |
| Cl4-BZ#40 | 4.62 | | ug/kg | 0.186 | 0.093 | 1 |
| Cl3-BZ#37 | 9.74 | | ug/kg | 0.186 | 0.093 | 1 |
| Cl5-BZ#100 | 0.675 | | ug/kg | 0.186 | 0.093 | 1 |
| Cl5-BZ#94 | ND | | ug/kg | 0.186 | 0.093 | 1 |
| Cl4-BZ#57 | 1.72 | | ug/kg | 0.186 | 0.093 | 1 |
| Cl4-BZ#67/#58 | 4.70 | | ug/kg | 0.372 | 0.186 | 1 |

**Project Name:** NEW BEDFORD HARBOR-LTM **Lab Number:** L2040925

**Project Number:** 60597627 **Report Date:** 10/19/20

## SAMPLE RESULTS

Lab ID: L2040925-02 Date Collected: 09/25/20 10:29

Client ID: S-324-20FSP20-01 Date Received: 09/28/20

Sample Location: NEW BEDFORD, MA Field Prep: Not Specified

Sample Depth:

| Parameter | Result | Qualifier | Units | RL | MDL | Dilution Factor |
|---|---|---|---|---|---|---|
| PCB Congeners/Homologs - Mansfield Lab | | | | | | |
| Cl5-BZ#102 | 1.97 | | ug/kg | 0.186 | 0.093 | 1 |
| Cl4-BZ#61 | ND | | ug/kg | 0.186 | 0.093 | 1 |
| Cl5-BZ#98 | 0.590 | | ug/kg | 0.186 | 0.093 | 1 |
| Cl4-BZ#76 | ND | | ug/kg | 0.186 | 0.093 | 1 |
| Cl5-BZ#93 | ND | | ug/kg | 0.186 | 0.093 | 1 |
| Cl4-BZ#63 | 2.44 | | ug/kg | 0.186 | 0.093 | 1 |
| Cl5-BZ#121/#95/#88 | 31.0 | | ug/kg | 0.557 | 0.279 | 1 |
| Cl4-BZ#74 | 15.3 | | ug/kg | 0.186 | 0.093 | 1 |
| Cl6-BZ#155 | ND | | ug/kg | 0.186 | 0.093 | 1 |
| Cl4-BZ#70 | 29.0 | | ug/kg | 0.186 | 0.093 | 1 |
| Cl5-BZ#91 | 13.5 | | ug/kg | 0.186 | 0.093 | 1 |
| Cl4-BZ#66 | 33.8 | | ug/kg | 0.186 | 0.093 | 1 |
| Cl4-BZ#80 | ND | | ug/kg | 0.186 | 0.093 | 1 |
| Cl4-BZ#55 | 1.37 | | ug/kg | 0.186 | 0.093 | 1 |
| Cl5-BZ#92 | 14.6 | | ug/kg | 0.186 | 0.093 | 1 |
| Cl5-BZ#89/#84 | 12.4 | | ug/kg | 0.372 | 0.186 | 1 |
| Cl5-BZ#101/#90 | 55.8 | | ug/kg | 0.372 | 0.186 | 1 |
| Cl4-BZ#56 | 9.98 | | ug/kg | 0.186 | 0.093 | 1 |
| Cl5-BZ#113 | 0.863 | | ug/kg | 0.186 | 0.093 | 1 |
| Cl5-BZ#99 | 37.6 | | ug/kg | 0.186 | 0.093 | 1 |
| Cl6-BZ#150 | 0.273 | | ug/kg | 0.186 | 0.093 | 1 |
| Cl4-BZ#60 | 5.28 | | ug/kg | 0.186 | 0.093 | 1 |
| Cl6-BZ#152 | ND | | ug/kg | 0.186 | 0.093 | 1 |
| Cl5-BZ#119 | 3.56 | | ug/kg | 0.186 | 0.093 | 1 |
| Cl5-BZ#83/#125/#112 | 3.55 | | ug/kg | 0.557 | 0.279 | 1 |
| Cl5-BZ#86/#109 | ND | | ug/kg | 0.372 | 0.186 | 1 |
| Cl6-BZ#145 | ND | | ug/kg | 0.186 | 0.093 | 1 |
| Cl5-BZ#97 | 19.7 | | ug/kg | 0.186 | 0.093 | 1 |
| Cl6-BZ#148 | 0.218 | | ug/kg | 0.186 | 0.093 | 1 |
| Cl4-BZ#79 | ND | | ug/kg | 0.186 | 0.093 | 1 |
| Cl5-BZ#116 | ND | | ug/kg | 0.186 | 0.093 | 1 |
| Cl6-BZ#154-Cal | 1.53 | | ug/kg | 0.186 | 0.093 | 1 |
| Cl4-BZ#78 | ND | | ug/kg | 0.186 | 0.093 | 1 |
| Cl5-BZ#87/#111 | 12.3 | | ug/kg | 0.372 | 0.186 | 1 |
| Cl6-BZ#136 | 5.24 | | ug/kg | 0.186 | 0.093 | 1 |
| Cl5-BZ#117 | 1.97 | | ug/kg | 0.186 | 0.093 | 1 |
| Cl5-BZ#115 | 0.662 | | ug/kg | 0.186 | 0.093 | 1 |

**Project Name:** NEW BEDFORD HARBOR-LTM **Lab Number:** L2040925

**Project Number:** 60597627 **Report Date:** 10/19/20

## SAMPLE RESULTS

Lab ID: L2040925-02 Date Collected: 09/25/20 10:29

Client ID: S-324-20FSP20-01 Date Received: 09/28/20

Sample Location: NEW BEDFORD, MA Field Prep: Not Specified

Sample Depth:

| Parameter | Result | Qualifier | Units | RL | MDL | Dilution Factor |
|---|---|---|---|---|---|---|
| PCB Congeners/Homologs - Mansfield Lab | | | | | | |
| Cl5-BZ#85 | 9.10 | | ug/kg | 0.186 | 0.093 | 1 |
| Cl5-BZ#120 | 0.702 | | ug/kg | 0.186 | 0.093 | 1 |
| Cl5-BZ#110 | 71.0 | | ug/kg | 0.186 | 0.093 | 1 |
| Cl4-BZ#81 | ND | | ug/kg | 0.186 | 0.093 | 1 |
| Cl6-BZ#151 | 6.00 | | ug/kg | 0.186 | 0.093 | 1 |
| Cl6-BZ#135 | 5.75 | | ug/kg | 0.186 | 0.093 | 1 |
| Cl5-BZ#82 | 3.58 | | ug/kg | 0.186 | 0.093 | 1 |
| Cl6-BZ#144 | 1.24 | | ug/kg | 0.186 | 0.093 | 1 |
| Cl6-BZ#147/#149 | 40.6 | | ug/kg | 0.372 | 0.186 | 1 |
| Cl4-BZ#77 | 3.96 | | ug/kg | 0.186 | 0.093 | 1 |
| Cl6-BZ#143/#139 | 0.962 | | ug/kg | 0.372 | 0.186 | 1 |
| Cl5-BZ#124 | 1.53 | | ug/kg | 0.186 | 0.093 | 1 |
| Cl6-BZ#140 | 0.541 | | ug/kg | 0.186 | 0.093 | 1 |
| Cl5-BZ#108 | ND | | ug/kg | 0.186 | 0.093 | 1 |
| Cl5-BZ#107/#123 | 5.64 | | ug/kg | 0.372 | 0.186 | 1 |
| Cl7-BZ#188-Cal/RTW | ND | | ug/kg | 0.186 | 0.093 | 1 |
| Cl6-BZ#134 | 3.22 | | ug/kg | 0.186 | 0.093 | 1 |
| Cl5-BZ#106 | ND | | ug/kg | 0.186 | 0.093 | 1 |
| Cl6-BZ#133 | 1.01 | | ug/kg | 0.186 | 0.093 | 1 |
| Cl6-BZ#142 | ND | | ug/kg | 0.186 | 0.093 | 1 |
| Cl5-BZ#118 | 63.3 | | ug/kg | 0.186 | 0.093 | 1 |
| Cl6-BZ#131 | 0.827 | | ug/kg | 0.186 | 0.093 | 1 |
| Cl7-BZ#184 | ND | | ug/kg | 0.186 | 0.093 | 1 |
| Cl6-BZ#165 | ND | | ug/kg | 0.186 | 0.093 | 1 |
| Cl6-BZ#146 | 8.93 | | ug/kg | 0.186 | 0.093 | 1 |
| Cl6-BZ#161 | ND | | ug/kg | 0.186 | 0.093 | 1 |
| Cl5-BZ#122 | ND | | ug/kg | 0.186 | 0.093 | 1 |
| Cl6-BZ#168 | ND | | ug/kg | 0.186 | 0.093 | 1 |
| Cl5-BZ#114 | 1.86 | | ug/kg | 0.186 | 0.093 | 1 |
| Cl6-BZ#153 | 52.2 | | ug/kg | 0.186 | 0.093 | 1 |
| Cl6-BZ#132 | 16.2 | | ug/kg | 0.186 | 0.093 | 1 |
| Cl7-BZ#179 | 1.60 | | ug/kg | 0.186 | 0.093 | 1 |
| Cl6-BZ#141 | 4.54 | | ug/kg | 0.186 | 0.093 | 1 |
| Cl7-BZ#176 | 0.644 | | ug/kg | 0.186 | 0.093 | 1 |
| Cl5-BZ#105 | 16.4 | | ug/kg | 0.186 | 0.093 | 1 |
| Cl6-BZ#137 | 2.86 | | ug/kg | 0.186 | 0.093 | 1 |
| Cl5-BZ#127 | ND | | ug/kg | 0.186 | 0.093 | 1 |

**Project Name:** NEW BEDFORD HARBOR-LTM **Lab Number:** L2040925

**Project Number:** 60597627 **Report Date:** 10/19/20

## SAMPLE RESULTS

Lab ID: L2040925-02 Date Collected: 09/25/20 10:29

Client ID: S-324-20FSP20-01 Date Received: 09/28/20

Sample Location: NEW BEDFORD, MA Field Prep: Not Specified

Sample Depth:

| Parameter | Result | Qualifier | Units | RL | MDL | Dilution Factor |
|---|---|---|---|---|---|---|
| PCB Congeners/Homologs - Mansfield Lab | | | | | | |
| Cl7-BZ#186 | ND | | ug/kg | 0.186 | 0.093 | 1 |
| Cl6-BZ#130/#164 | 8.29 | | ug/kg | 0.372 | 0.186 | 1 |
| Cl7-BZ#178 | 1.39 | | ug/kg | 0.186 | 0.093 | 1 |
| Cl6-BZ#138 | 42.5 | | ug/kg | 0.186 | 0.093 | 1 |
| Cl6-BZ#163/#160 | 13.6 | | ug/kg | 0.372 | 0.186 | 1 |
| Cl6-BZ#129/#158 | 8.77 | | ug/kg | 0.372 | 0.186 | 1 |
| Cl7-BZ#182/#175 | 0.391 | | ug/kg | 0.372 | 0.186 | 1 |
| Cl7-BZ#187 | 6.00 | | ug/kg | 0.186 | 0.093 | 1 |
| Cl7-BZ#183 | 3.22 | | ug/kg | 0.186 | 0.093 | 1 |
| Cl6-BZ#166 | 0.356 | | ug/kg | 0.186 | 0.093 | 1 |
| Cl6-BZ#159 | ND | | ug/kg | 0.186 | 0.093 | 1 |
| Cl5-BZ#126 | ND | | ug/kg | 0.186 | 0.093 | 1 |
| Cl7-BZ#185 | 0.464 | | ug/kg | 0.186 | 0.093 | 1 |
| Cl6-BZ#162 | 0.338 | | ug/kg | 0.186 | 0.093 | 1 |
| Cl7-BZ#174 | 3.64 | | ug/kg | 0.186 | 0.093 | 1 |
| Cl6-BZ#128 | 13.6 | | ug/kg | 0.186 | 0.093 | 1 |
| Cl8-BZ#202 | 0.440 | | ug/kg | 0.186 | 0.093 | 1 |
| Cl6-BZ#167 | 2.89 | | ug/kg | 0.186 | 0.093 | 1 |
| Cl7-BZ#181 | ND | | ug/kg | 0.186 | 0.093 | 1 |
| Cl7-BZ#177 | 3.15 | | ug/kg | 0.186 | 0.093 | 1 |
| Cl8-BZ#204/#200-CAL | 0.282 | J | ug/kg | 0.372 | 0.186 | 1 |
| Cl7-BZ#171 | 2.29 | | ug/kg | 0.186 | 0.093 | 1 |
| Cl7-BZ#173 | ND | | ug/kg | 0.186 | 0.093 | 1 |
| Cl8-BZ#197 | ND | | ug/kg | 0.186 | 0.093 | 1 |
| Cl7-BZ#172 | 1.10 | | ug/kg | 0.186 | 0.093 | 1 |
| Cl7-BZ#192 | ND | | ug/kg | 0.186 | 0.093 | 1 |
| Cl6-BZ#156 | 7.30 | | ug/kg | 0.186 | 0.093 | 1 |
| Cl6-BZ#157 | 1.79 | | ug/kg | 0.186 | 0.093 | 1 |
| Cl7-BZ#180 | 8.60 | | ug/kg | 0.186 | 0.093 | 1 |
| Cl7-BZ#193 | 0.798 | | ug/kg | 0.186 | 0.093 | 1 |
| Cl8-BZ#199 | ND | | ug/kg | 0.186 | 0.093 | 1 |
| Cl7-BZ#191 | 0.466 | | ug/kg | 0.186 | 0.093 | 1 |
| Cl8-BZ#198 | ND | | ug/kg | 0.186 | 0.093 | 1 |
| Cl8-BZ#201 | 2.31 | | ug/kg | 0.186 | 0.093 | 1 |
| Cl7-BZ#170 | 7.43 | | ug/kg | 0.186 | 0.093 | 1 |
| Cl7-BZ#190 | 1.22 | | ug/kg | 0.186 | 0.093 | 1 |
| Cl8-BZ#196 | 1.41 | | ug/kg | 0.186 | 0.093 | 1 |

**Project Name:** NEW BEDFORD HARBOR-LTM **Lab Number:** L2040925

**Project Number:** 60597627 **Report Date:** 10/19/20

## SAMPLE RESULTS

Lab ID: L2040925-02 Date Collected: 09/25/20 10:29

Client ID: S-324-20FSP20-01 Date Received: 09/28/20

Sample Location: NEW BEDFORD, MA Field Prep: Not Specified

Sample Depth:

| Parameter | Result | Qualifier | Units | RL | MDL | Dilution Factor |
|---|---|---|---|---|---|---|
| PCB Congeners/Homologs - Mansfield Lab | | | | | | |
| Cl8-BZ#203 | 1.06 | | ug/kg | 0.186 | 0.093 | 1 |
| Cl6-BZ#169 | ND | | ug/kg | 0.186 | 0.093 | 1 |
| Cl9-BZ#208 | 0.544 | | ug/kg | 0.186 | 0.093 | 1 |
| Cl9-BZ#207 | ND | | ug/kg | 0.186 | 0.093 | 1 |
| Cl7-BZ#189 | 0.847 | | ug/kg | 0.186 | 0.093 | 1 |
| Cl8-BZ#195 | 0.806 | | ug/kg | 0.186 | 0.093 | 1 |
| Cl8-BZ#194 | 2.74 | | ug/kg | 0.186 | 0.093 | 1 |
| Cl8-BZ#205 | ND | | ug/kg | 0.186 | 0.093 | 1 |
| Cl9-BZ#206-Cal/RTW | 1.30 | | ug/kg | 0.186 | 0.093 | 1 |
| Cl10-BZ#209-Cal/RTW | 0.835 | | ug/kg | 0.186 | 0.093 | 1 |
| Monochlorobiphenyls | 1.18 | | ug/kg | 0.186 | 0.093 | 1 |
| Dichlorobiphenyls | 34.5 | | ug/kg | 0.186 | 0.093 | 1 |
| Trichlorobiphenyls | 183 | | ug/kg | 0.186 | 0.093 | 1 |
| Tetrachlorobiphenyls | 320 | | ug/kg | 0.186 | 0.093 | 1 |
| Pentachlorobiphenyls | 385 | | ug/kg | 0.186 | 0.093 | 1 |
| Hexachlorobiphenyls | 252 | | ug/kg | 0.186 | 0.093 | 1 |
| Heptachlorobiphenyls | 43.3 | | ug/kg | 0.186 | 0.093 | 1 |
| Octachlorobiphenyls | 9.05 | | ug/kg | 0.186 | 0.093 | 1 |
| Nonachlorobiphenyls | 1.84 | | ug/kg | 0.186 | 0.093 | 1 |
| Decachlorobiphenyl | 0.835 | | ug/kg | 0.186 | 0.093 | 1 |
| Total PCB | 1230 | | ug/kg | 0.186 | NA | 1 |

| Surrogate | % Recovery | Qualifier | Acceptance Criteria |
|---|---|---|---|
| Cl3-BZ#19-C13 (surr) | 74 | | 50-125 |
| Cl8-BZ#202-C13 (surr) | 84 | | 50-125 |

**Project Name:** NEW BEDFORD HARBOR-LTM
**Project Number:** 60597627
**Lab Number:** L2040925
**Report Date:** 10/19/20

## SAMPLE RESULTS

Lab ID: L2040925-03
Client ID: S-325-20FSP20-01
Sample Location: NEW BEDFORD, MA

Date Collected: 09/25/20 09:08
Date Received: 09/28/20
Field Prep: Not Specified

Sample Depth:
Matrix: Sediment
Analytical Method: 105,8270D-SIM/680(M)
Analytical Date: 10/14/20 23:22
Analyst: MJS
Percent Solids: 98%

Extraction Method: EPA 3570
Extraction Date: 10/02/20 16:30
Cleanup Method: EPA 3630
Cleanup Date: 10/12/20

| Parameter | Result | Qualifier | Units | RL | MDL | Dilution Factor |
|---|---|---|---|---|---|---|
| PCB Congeners/Homologs - Mansfield Lab | | | | | | |
| Cl1-BZ#1-Cal/RTW | 0.312 | | ug/kg | 0.192 | 0.096 | 1 |
| Cl1-BZ#2 | 0.161 | J | ug/kg | 0.192 | 0.096 | 1 |
| Cl1-BZ#3 | 0.220 | | ug/kg | 0.192 | 0.096 | 1 |
| Cl2-BZ#4/#10 | 0.533 | | ug/kg | 0.385 | 0.192 | 1 |
| Cl2-BZ#9 | 0.233 | | ug/kg | 0.192 | 0.096 | 1 |
| Cl2-BZ#7 | 0.276 | | ug/kg | 0.192 | 0.096 | 1 |
| Cl2-BZ#6 | 1.80 | | ug/kg | 0.192 | 0.096 | 1 |
| Cl2-BZ#5 | ND | | ug/kg | 0.192 | 0.096 | 1 |
| Cl2-BZ#8 | 4.10 | | ug/kg | 0.192 | 0.096 | 1 |
| Cl3-BZ#19 | 0.254 | | ug/kg | 0.192 | 0.096 | 1 |
| Cl2-BZ#14 | ND | | ug/kg | 0.192 | 0.096 | 1 |
| Cl3-BZ#30 | ND | | ug/kg | 0.192 | 0.096 | 1 |
| Cl3-BZ#18 | 3.27 | | ug/kg | 0.192 | 0.096 | 1 |
| Cl2-BZ#11 | 1.30 | | ug/kg | 0.192 | 0.096 | 1 |
| Cl3-BZ#17 | 1.96 | | ug/kg | 0.192 | 0.096 | 1 |
| Cl2-BZ#12 | 0.228 | | ug/kg | 0.192 | 0.096 | 1 |
| Cl3-BZ#27 | 0.416 | | ug/kg | 0.192 | 0.096 | 1 |
| Cl2-BZ#13 | 0.981 | | ug/kg | 0.385 | 0.192 | 1 |
| Cl3-BZ#24 | ND | | ug/kg | 0.192 | 0.096 | 1 |
| Cl3-BZ#16 | 1.01 | | ug/kg | 0.192 | 0.096 | 1 |
| Cl3-BZ#32 | 1.54 | | ug/kg | 0.192 | 0.096 | 1 |
| Cl2-BZ#15 | 4.60 | | ug/kg | 0.192 | 0.096 | 1 |
| Cl3-BZ#34 | 0.115 | J | ug/kg | 0.192 | 0.096 | 1 |
| Cl3-BZ#23 | ND | | ug/kg | 0.192 | 0.096 | 1 |
| Cl4-BZ#54 | ND | | ug/kg | 0.192 | 0.096 | 1 |
| Cl3-BZ#29-Cal | ND | | ug/kg | 0.192 | 0.096 | 1 |
| Cl4-BZ#50-Cal | ND | | ug/kg | 0.192 | 0.096 | 1 |
| Cl3-BZ#26 | 6.13 | | ug/kg | 0.192 | 0.096 | 1 |

**Project Name:** NEW BEDFORD HARBOR-LTM **Lab Number:** L2040925

**Project Number:** 60597627 **Report Date:** 10/19/20

## SAMPLE RESULTS

Lab ID: L2040925-03 Date Collected: 09/25/20 09:08

Client ID: S-325-20FSP20-01 Date Received: 09/28/20

Sample Location: NEW BEDFORD, MA Field Prep: Not Specified

Sample Depth:

| Parameter | Result | Qualifier | Units | RL | MDL | Dilution Factor |
|---|---|---|---|---|---|---|
| PCB Congeners/Homologs - Mansfield Lab | | | | | | |
| Cl3-BZ#25 | 3.96 | | ug/kg | 0.192 | 0.096 | 1 |
| Cl4-BZ#53 | 0.962 | | ug/kg | 0.192 | 0.096 | 1 |
| Cl3-BZ#-31 | 11.2 | | ug/kg | 0.192 | 0.096 | 1 |
| Cl3-BZ#28 | 14.2 | | ug/kg | 0.192 | 0.096 | 1 |
| Cl3-BZ#33 | 3.86 | | ug/kg | 0.192 | 0.096 | 1 |
| Cl4-BZ#51 | 0.347 | | ug/kg | 0.192 | 0.096 | 1 |
| Cl3-BZ#21/#20 | 0.815 | | ug/kg | 0.385 | 0.192 | 1 |
| Cl4-BZ#45 | 0.592 | | ug/kg | 0.192 | 0.096 | 1 |
| Cl3-BZ#22 | 3.37 | | ug/kg | 0.192 | 0.096 | 1 |
| Cl4-BZ#73/#46 | 0.498 | | ug/kg | 0.385 | 0.192 | 1 |
| Cl4-BZ#69 | ND | | ug/kg | 0.192 | 0.096 | 1 |
| Cl4-BZ#43 | 0.294 | | ug/kg | 0.192 | 0.096 | 1 |
| Cl3-BZ#36 | 0.140 | J | ug/kg | 0.192 | 0.096 | 1 |
| Cl4-BZ#52 | 13.0 | | ug/kg | 0.192 | 0.096 | 1 |
| Cl4-BZ#48 | 0.848 | | ug/kg | 0.192 | 0.096 | 1 |
| Cl4-BZ#49 | 12.8 | | ug/kg | 0.192 | 0.096 | 1 |
| Cl5-BZ#104 | ND | | ug/kg | 0.192 | 0.096 | 1 |
| Cl4-BZ#47 | 4.10 | | ug/kg | 0.192 | 0.096 | 1 |
| Cl4-BZ#65/#75/#62 | 0.351 | J | ug/kg | 0.577 | 0.289 | 1 |
| Cl3-BZ#39 | ND | | ug/kg | 0.192 | 0.096 | 1 |
| Cl3-BZ#38 | ND | | ug/kg | 0.192 | 0.096 | 1 |
| Cl4-BZ#44 | 6.36 | | ug/kg | 0.192 | 0.096 | 1 |
| Cl4-BZ#59 | 0.897 | | ug/kg | 0.192 | 0.096 | 1 |
| Cl4-BZ#42 | 2.76 | | ug/kg | 0.192 | 0.096 | 1 |
| Cl4-BZ#71 | 2.26 | | ug/kg | 0.192 | 0.096 | 1 |
| Cl3-BZ#35 | 0.448 | | ug/kg | 0.192 | 0.096 | 1 |
| Cl4-BZ#41 | 0.272 | | ug/kg | 0.192 | 0.096 | 1 |
| Cl4-BZ#72 | 0.687 | | ug/kg | 0.192 | 0.096 | 1 |
| Cl5-BZ#96 | ND | | ug/kg | 0.192 | 0.096 | 1 |
| Cl5-BZ#103 | 0.382 | | ug/kg | 0.192 | 0.096 | 1 |
| Cl4-BZ#68/#64 | 3.93 | | ug/kg | 0.385 | 0.192 | 1 |
| Cl4-BZ#40 | 1.14 | | ug/kg | 0.192 | 0.096 | 1 |
| Cl3-BZ#37 | 4.38 | | ug/kg | 0.192 | 0.096 | 1 |
| Cl5-BZ#100 | 0.336 | | ug/kg | 0.192 | 0.096 | 1 |
| Cl5-BZ#94 | ND | | ug/kg | 0.192 | 0.096 | 1 |
| Cl4-BZ#57 | 0.402 | | ug/kg | 0.192 | 0.096 | 1 |
| Cl4-BZ#67/#58 | 1.38 | | ug/kg | 0.385 | 0.192 | 1 |

**Project Name:** NEW BEDFORD HARBOR-LTM **Lab Number:** L2040925

**Project Number:** 60597627 **Report Date:** 10/19/20

## SAMPLE RESULTS

Lab ID: L2040925-03 Date Collected: 09/25/20 09:08

Client ID: S-325-20FSP20-01 Date Received: 09/28/20

Sample Location: NEW BEDFORD, MA Field Prep: Not Specified

Sample Depth:

| Parameter | Result | Qualifier | Units | RL | MDL | Dilution Factor |
|---|---|---|---|---|---|---|
| PCB Congeners/Homologs - Mansfield Lab | | | | | | |
| Cl5-BZ#102 | 0.768 | | ug/kg | 0.192 | 0.096 | 1 |
| Cl4-BZ#61 | ND | | ug/kg | 0.192 | 0.096 | 1 |
| Cl5-BZ#98 | ND | | ug/kg | 0.192 | 0.096 | 1 |
| Cl4-BZ#76 | ND | | ug/kg | 0.192 | 0.096 | 1 |
| Cl5-BZ#93 | ND | | ug/kg | 0.192 | 0.096 | 1 |
| Cl4-BZ#63 | 0.745 | | ug/kg | 0.192 | 0.096 | 1 |
| Cl5-BZ#121/#95/#88 | 9.02 | | ug/kg | 0.577 | 0.289 | 1 |
| Cl4-BZ#74 | 5.80 | | ug/kg | 0.192 | 0.096 | 1 |
| Cl6-BZ#155 | ND | | ug/kg | 0.192 | 0.096 | 1 |
| Cl4-BZ#70 | 12.3 | | ug/kg | 0.192 | 0.096 | 1 |
| Cl5-BZ#91 | 3.60 | | ug/kg | 0.192 | 0.096 | 1 |
| Cl4-BZ#66 | 15.3 | | ug/kg | 0.192 | 0.096 | 1 |
| Cl4-BZ#80 | ND | | ug/kg | 0.192 | 0.096 | 1 |
| Cl4-BZ#55 | 0.608 | | ug/kg | 0.192 | 0.096 | 1 |
| Cl5-BZ#92 | 4.88 | | ug/kg | 0.192 | 0.096 | 1 |
| Cl5-BZ#89/#84 | 3.62 | | ug/kg | 0.385 | 0.192 | 1 |
| Cl5-BZ#101/#90 | 21.2 | | ug/kg | 0.385 | 0.192 | 1 |
| Cl4-BZ#56 | 3.74 | | ug/kg | 0.192 | 0.096 | 1 |
| Cl5-BZ#113 | 0.400 | | ug/kg | 0.192 | 0.096 | 1 |
| Cl5-BZ#99 | 14.1 | | ug/kg | 0.192 | 0.096 | 1 |
| Cl6-BZ#150 | 0.108 | J | ug/kg | 0.192 | 0.096 | 1 |
| Cl4-BZ#60 | 1.75 | | ug/kg | 0.192 | 0.096 | 1 |
| Cl6-BZ#152 | ND | | ug/kg | 0.192 | 0.096 | 1 |
| Cl5-BZ#119 | 1.24 | | ug/kg | 0.192 | 0.096 | 1 |
| Cl5-BZ#83/#125/#112 | 1.11 | | ug/kg | 0.577 | 0.289 | 1 |
| Cl5-BZ#86/#109 | ND | | ug/kg | 0.385 | 0.192 | 1 |
| Cl6-BZ#145 | ND | | ug/kg | 0.192 | 0.096 | 1 |
| Cl5-BZ#97 | 6.90 | | ug/kg | 0.192 | 0.096 | 1 |
| Cl6-BZ#148 | ND | | ug/kg | 0.192 | 0.096 | 1 |
| Cl4-BZ#79 | ND | | ug/kg | 0.192 | 0.096 | 1 |
| Cl5-BZ#116 | ND | | ug/kg | 0.192 | 0.096 | 1 |
| Cl6-BZ#154-Cal | 0.576 | | ug/kg | 0.192 | 0.096 | 1 |
| Cl4-BZ#78 | ND | | ug/kg | 0.192 | 0.096 | 1 |
| Cl5-BZ#87/#111 | 4.16 | | ug/kg | 0.385 | 0.192 | 1 |
| Cl6-BZ#136 | 1.75 | | ug/kg | 0.192 | 0.096 | 1 |
| Cl5-BZ#117 | 0.912 | | ug/kg | 0.192 | 0.096 | 1 |
| Cl5-BZ#115 | ND | | ug/kg | 0.192 | 0.096 | 1 |

**Project Name:** NEW BEDFORD HARBOR-LTM **Lab Number:** L2040925

**Project Number:** 60597627 **Report Date:** 10/19/20

## SAMPLE RESULTS

Lab ID: L2040925-03 Date Collected: 09/25/20 09:08

Client ID: S-325-20FSP20-01 Date Received: 09/28/20

Sample Location: NEW BEDFORD, MA Field Prep: Not Specified

Sample Depth:

| Parameter | Result | Qualifier | Units | RL | MDL | Dilution Factor |
|---|---|---|---|---|---|---|
| PCB Congeners/Homologs - Mansfield Lab | | | | | | |
| Cl5-BZ#85 | 3.80 | | ug/kg | 0.192 | 0.096 | 1 |
| Cl5-BZ#120 | 0.530 | | ug/kg | 0.192 | 0.096 | 1 |
| Cl5-BZ#110 | 24.7 | | ug/kg | 0.192 | 0.096 | 1 |
| Cl4-BZ#81 | ND | | ug/kg | 0.192 | 0.096 | 1 |
| Cl6-BZ#151 | 1.92 | | ug/kg | 0.192 | 0.096 | 1 |
| Cl6-BZ#135 | 2.08 | | ug/kg | 0.192 | 0.096 | 1 |
| Cl5-BZ#82 | 1.26 | | ug/kg | 0.192 | 0.096 | 1 |
| Cl6-BZ#144 | 0.471 | | ug/kg | 0.192 | 0.096 | 1 |
| Cl6-BZ#147/#149 | 13.9 | | ug/kg | 0.385 | 0.192 | 1 |
| Cl4-BZ#77 | 1.82 | | ug/kg | 0.192 | 0.096 | 1 |
| Cl6-BZ#143/#139 | 0.372 | J | ug/kg | 0.385 | 0.192 | 1 |
| Cl5-BZ#124 | 0.794 | | ug/kg | 0.192 | 0.096 | 1 |
| Cl6-BZ#140 | ND | | ug/kg | 0.192 | 0.096 | 1 |
| Cl5-BZ#108 | ND | | ug/kg | 0.192 | 0.096 | 1 |
| Cl5-BZ#107/#123 | 2.46 | | ug/kg | 0.385 | 0.192 | 1 |
| Cl7-BZ#188-Cal/RTW | ND | | ug/kg | 0.192 | 0.096 | 1 |
| Cl6-BZ#134 | 1.19 | | ug/kg | 0.192 | 0.096 | 1 |
| Cl5-BZ#106 | ND | | ug/kg | 0.192 | 0.096 | 1 |
| Cl6-BZ#133 | 0.326 | | ug/kg | 0.192 | 0.096 | 1 |
| Cl6-BZ#142 | ND | | ug/kg | 0.192 | 0.096 | 1 |
| Cl5-BZ#118 | 28.7 | | ug/kg | 0.192 | 0.096 | 1 |
| Cl6-BZ#131 | 0.214 | | ug/kg | 0.192 | 0.096 | 1 |
| Cl7-BZ#184 | ND | | ug/kg | 0.192 | 0.096 | 1 |
| Cl6-BZ#165 | ND | | ug/kg | 0.192 | 0.096 | 1 |
| Cl6-BZ#146 | 3.79 | | ug/kg | 0.192 | 0.096 | 1 |
| Cl6-BZ#161 | ND | | ug/kg | 0.192 | 0.096 | 1 |
| Cl5-BZ#122 | ND | | ug/kg | 0.192 | 0.096 | 1 |
| Cl6-BZ#168 | ND | | ug/kg | 0.192 | 0.096 | 1 |
| Cl5-BZ#114 | 0.659 | | ug/kg | 0.192 | 0.096 | 1 |
| Cl6-BZ#153 | 21.1 | | ug/kg | 0.192 | 0.096 | 1 |
| Cl6-BZ#132 | 5.55 | | ug/kg | 0.192 | 0.096 | 1 |
| Cl7-BZ#179 | 0.761 | | ug/kg | 0.192 | 0.096 | 1 |
| Cl6-BZ#141 | 1.45 | | ug/kg | 0.192 | 0.096 | 1 |
| Cl7-BZ#176 | 0.313 | | ug/kg | 0.192 | 0.096 | 1 |
| Cl5-BZ#105 | 7.30 | | ug/kg | 0.192 | 0.096 | 1 |
| Cl6-BZ#137 | 1.08 | | ug/kg | 0.192 | 0.096 | 1 |
| Cl5-BZ#127 | ND | | ug/kg | 0.192 | 0.096 | 1 |

**Project Name:** NEW BEDFORD HARBOR-LTM **Lab Number:** L2040925

**Project Number:** 60597627 **Report Date:** 10/19/20

## SAMPLE RESULTS

Lab ID: L2040925-03 Date Collected: 09/25/20 09:08

Client ID: S-325-20FSP20-01 Date Received: 09/28/20

Sample Location: NEW BEDFORD, MA Field Prep: Not Specified

Sample Depth:

| Parameter | Result | Qualifier | Units | RL | MDL | Dilution Factor |
|---|---|---|---|---|---|---|
| PCB Congeners/Homologs - Mansfield Lab | | | | | | |
| Cl7-BZ#186 | ND | | ug/kg | 0.192 | 0.096 | 1 |
| Cl6-BZ#130/#164 | 2.97 | | ug/kg | 0.385 | 0.192 | 1 |
| Cl7-BZ#178 | 0.520 | | ug/kg | 0.192 | 0.096 | 1 |
| Cl6-BZ#138 | 17.5 | | ug/kg | 0.192 | 0.096 | 1 |
| Cl6-BZ#163/#160 | 5.87 | | ug/kg | 0.385 | 0.192 | 1 |
| Cl6-BZ#129/#158 | 2.76 | | ug/kg | 0.385 | 0.192 | 1 |
| Cl7-BZ#182/#175 | ND | | ug/kg | 0.385 | 0.192 | 1 |
| Cl7-BZ#187 | 2.58 | | ug/kg | 0.192 | 0.096 | 1 |
| Cl7-BZ#183 | 1.14 | | ug/kg | 0.192 | 0.096 | 1 |
| Cl6-BZ#166 | ND | | ug/kg | 0.192 | 0.096 | 1 |
| Cl6-BZ#159 | ND | | ug/kg | 0.192 | 0.096 | 1 |
| Cl5-BZ#126 | ND | | ug/kg | 0.192 | 0.096 | 1 |
| Cl7-BZ#185 | ND | | ug/kg | 0.192 | 0.096 | 1 |
| Cl6-BZ#162 | ND | | ug/kg | 0.192 | 0.096 | 1 |
| Cl7-BZ#174 | 1.31 | | ug/kg | 0.192 | 0.096 | 1 |
| Cl6-BZ#128 | 5.22 | | ug/kg | 0.192 | 0.096 | 1 |
| Cl8-BZ#202 | ND | | ug/kg | 0.192 | 0.096 | 1 |
| Cl6-BZ#167 | 1.14 | | ug/kg | 0.192 | 0.096 | 1 |
| Cl7-BZ#181 | ND | | ug/kg | 0.192 | 0.096 | 1 |
| Cl7-BZ#177 | 1.19 | | ug/kg | 0.192 | 0.096 | 1 |
| Cl8-BZ#204/#200-CAL | ND | | ug/kg | 0.385 | 0.192 | 1 |
| Cl7-BZ#171 | 0.797 | | ug/kg | 0.192 | 0.096 | 1 |
| Cl7-BZ#173 | ND | | ug/kg | 0.192 | 0.096 | 1 |
| Cl8-BZ#197 | ND | | ug/kg | 0.192 | 0.096 | 1 |
| Cl7-BZ#172 | 0.672 | | ug/kg | 0.192 | 0.096 | 1 |
| Cl7-BZ#192 | ND | | ug/kg | 0.192 | 0.096 | 1 |
| Cl6-BZ#156 | 2.92 | | ug/kg | 0.192 | 0.096 | 1 |
| Cl6-BZ#157 | 0.904 | | ug/kg | 0.192 | 0.096 | 1 |
| Cl7-BZ#180 | 3.16 | | ug/kg | 0.192 | 0.096 | 1 |
| Cl7-BZ#193 | 0.265 | | ug/kg | 0.192 | 0.096 | 1 |
| Cl8-BZ#199 | ND | | ug/kg | 0.192 | 0.096 | 1 |
| Cl7-BZ#191 | ND | | ug/kg | 0.192 | 0.096 | 1 |
| Cl8-BZ#198 | ND | | ug/kg | 0.192 | 0.096 | 1 |
| Cl8-BZ#201 | 0.926 | | ug/kg | 0.192 | 0.096 | 1 |
| Cl7-BZ#170 | 2.87 | | ug/kg | 0.192 | 0.096 | 1 |
| Cl7-BZ#190 | 0.427 | | ug/kg | 0.192 | 0.096 | 1 |
| Cl8-BZ#196 | ND | | ug/kg | 0.192 | 0.096 | 1 |

**Project Name:** NEW BEDFORD HARBOR-LTM **Lab Number:** L2040925

**Project Number:** 60597627 **Report Date:** 10/19/20

## SAMPLE RESULTS

Lab ID: L2040925-03 Date Collected: 09/25/20 09:08

Client ID: S-325-20FSP20-01 Date Received: 09/28/20

Sample Location: NEW BEDFORD, MA Field Prep: Not Specified

Sample Depth:

| Parameter | Result | Qualifier | Units | RL | MDL | Dilution Factor |
|---|---|---|---|---|---|---|
| PCB Congeners/Homologs - Mansfield Lab | | | | | | |
| Cl8-BZ#203 | ND | | ug/kg | 0.192 | 0.096 | 1 |
| Cl6-BZ#169 | ND | | ug/kg | 0.192 | 0.096 | 1 |
| Cl9-BZ#208 | 0.274 | | ug/kg | 0.192 | 0.096 | 1 |
| Cl9-BZ#207 | ND | | ug/kg | 0.192 | 0.096 | 1 |
| Cl7-BZ#189 | ND | | ug/kg | 0.192 | 0.096 | 1 |
| Cl8-BZ#195 | ND | | ug/kg | 0.192 | 0.096 | 1 |
| Cl8-BZ#194 | 1.41 | | ug/kg | 0.192 | 0.096 | 1 |
| Cl8-BZ#205 | ND | | ug/kg | 0.192 | 0.096 | 1 |
| Cl9-BZ#206-Cal/RTW | ND | | ug/kg | 0.192 | 0.096 | 1 |
| Cl10-BZ#209-Cal/RTW | ND | | ug/kg | 0.192 | 0.096 | 1 |
| Monochlorobiphenyls | 0.693 | | ug/kg | 0.192 | 0.096 | 1 |
| Dichlorobiphenyls | 14.1 | | ug/kg | 0.192 | 0.096 | 1 |
| Trichlorobiphenyls | 57.1 | | ug/kg | 0.192 | 0.096 | 1 |
| Tetrachlorobiphenyls | 95.9 | | ug/kg | 0.192 | 0.096 | 1 |
| Pentachlorobiphenyls | 143 | | ug/kg | 0.192 | 0.096 | 1 |
| Hexachlorobiphenyls | 95.2 | | ug/kg | 0.192 | 0.096 | 1 |
| Heptachlorobiphenyls | 16.0 | | ug/kg | 0.192 | 0.096 | 1 |
| Octachlorobiphenyls | 2.34 | | ug/kg | 0.192 | 0.096 | 1 |
| Nonachlorobiphenyls | 0.274 | | ug/kg | 0.192 | 0.096 | 1 |
| Decachlorobiphenyl | ND | | ug/kg | 0.192 | 0.096 | 1 |
| Total PCB | 424 | | ug/kg | 0.192 | NA | 1 |

| Surrogate | % Recovery | Qualifier | Acceptance Criteria |
|---|---|---|---|
| Cl3-BZ#19-C13 (surr) | 74 | | 50-125 |
| Cl8-BZ#202-C13 (surr) | 78 | | 50-125 |

**Project Name:** NEW BEDFORD HARBOR-LTM
**Project Number:** 60597627
**Lab Number:** L2040925
**Report Date:** 10/19/20

## SAMPLE RESULTS

Lab ID: L2040925-04
Client ID: S-325-20FSP20-01-REP
Sample Location: NEW BEDFORD, MA

Date Collected: 09/25/20 09:25
Date Received: 09/28/20
Field Prep: Not Specified

Sample Depth:
Matrix: Sediment
Analytical Method: 105,8270D-SIM/680(M)
Analytical Date: 10/15/20 05:35
Analyst: MJS
Percent Solids: 98%

Extraction Method: EPA 3570
Extraction Date: 10/02/20 16:30
Cleanup Method: EPA 3630
Cleanup Date: 10/12/20

| Parameter | Result | Qualifier | Units | RL | MDL | Dilution Factor |
|---|---|---|---|---|---|---|
| PCB Congeners/Homologs - Mansfield Lab | | | | | | |
| Cl1-BZ#1-Cal/RTW | 0.287 | | ug/kg | 0.203 | 0.102 | 1 |
| Cl1-BZ#2 | 0.149 | J | ug/kg | 0.203 | 0.102 | 1 |
| Cl1-BZ#3 | 0.212 | | ug/kg | 0.203 | 0.102 | 1 |
| Cl2-BZ#4/#10 | 0.476 | | ug/kg | 0.406 | 0.203 | 1 |
| Cl2-BZ#9 | 0.231 | | ug/kg | 0.203 | 0.102 | 1 |
| Cl2-BZ#7 | 0.204 | | ug/kg | 0.203 | 0.102 | 1 |
| Cl2-BZ#6 | 1.66 | | ug/kg | 0.203 | 0.102 | 1 |
| Cl2-BZ#5 | ND | | ug/kg | 0.203 | 0.102 | 1 |
| Cl2-BZ#8 | 3.70 | | ug/kg | 0.203 | 0.102 | 1 |
| Cl3-BZ#19 | 0.269 | | ug/kg | 0.203 | 0.102 | 1 |
| Cl2-BZ#14 | ND | | ug/kg | 0.203 | 0.102 | 1 |
| Cl3-BZ#30 | ND | | ug/kg | 0.203 | 0.102 | 1 |
| Cl3-BZ#18 | 3.14 | | ug/kg | 0.203 | 0.102 | 1 |
| Cl2-BZ#11 | 1.13 | | ug/kg | 0.203 | 0.102 | 1 |
| Cl3-BZ#17 | 1.86 | | ug/kg | 0.203 | 0.102 | 1 |
| Cl2-BZ#12 | 0.180 | J | ug/kg | 0.203 | 0.102 | 1 |
| Cl3-BZ#27 | 0.368 | | ug/kg | 0.203 | 0.102 | 1 |
| Cl2-BZ#13 | 0.922 | | ug/kg | 0.406 | 0.203 | 1 |
| Cl3-BZ#24 | 0.103 | J | ug/kg | 0.203 | 0.102 | 1 |
| Cl3-BZ#16 | 1.02 | | ug/kg | 0.203 | 0.102 | 1 |
| Cl3-BZ#32 | 1.36 | | ug/kg | 0.203 | 0.102 | 1 |
| Cl2-BZ#15 | 4.01 | | ug/kg | 0.203 | 0.102 | 1 |
| Cl3-BZ#34 | 0.175 | J | ug/kg | 0.203 | 0.102 | 1 |
| Cl3-BZ#23 | ND | | ug/kg | 0.203 | 0.102 | 1 |
| Cl4-BZ#54 | ND | | ug/kg | 0.203 | 0.102 | 1 |
| Cl3-BZ#29-Cal | ND | | ug/kg | 0.203 | 0.102 | 1 |
| Cl4-BZ#50-Cal | ND | | ug/kg | 0.203 | 0.102 | 1 |
| Cl3-BZ#26 | 5.35 | | ug/kg | 0.203 | 0.102 | 1 |

**Project Name:** NEW BEDFORD HARBOR-LTM **Lab Number:** L2040925

**Project Number:** 60597627 **Report Date:** 10/19/20

## SAMPLE RESULTS

Lab ID: L2040925-04 Date Collected: 09/25/20 09:25

Client ID: S-325-20FSP20-01-REP Date Received: 09/28/20

Sample Location: NEW BEDFORD, MA Field Prep: Not Specified

Sample Depth:

| Parameter | Result | Qualifier | Units | RL | MDL | Dilution Factor |
|---|---|---|---|---|---|---|
| PCB Congeners/Homologs - Mansfield Lab | | | | | | |
| Cl3-BZ#25 | 3.33 | | ug/kg | 0.203 | 0.102 | 1 |
| Cl4-BZ#53 | 0.947 | | ug/kg | 0.203 | 0.102 | 1 |
| Cl3-BZ#-31 | 9.96 | | ug/kg | 0.203 | 0.102 | 1 |
| Cl3-BZ#28 | 13.0 | | ug/kg | 0.203 | 0.102 | 1 |
| Cl3-BZ#33 | 3.61 | | ug/kg | 0.203 | 0.102 | 1 |
| Cl4-BZ#51 | 0.349 | | ug/kg | 0.203 | 0.102 | 1 |
| Cl3-BZ#21/#20 | 0.692 | | ug/kg | 0.406 | 0.203 | 1 |
| Cl4-BZ#45 | 0.736 | | ug/kg | 0.203 | 0.102 | 1 |
| Cl3-BZ#22 | 3.03 | | ug/kg | 0.203 | 0.102 | 1 |
| Cl4-BZ#73/#46 | 0.352 | J | ug/kg | 0.406 | 0.203 | 1 |
| Cl4-BZ#69 | ND | | ug/kg | 0.203 | 0.102 | 1 |
| Cl4-BZ#43 | 0.234 | | ug/kg | 0.203 | 0.102 | 1 |
| Cl3-BZ#36 | ND | | ug/kg | 0.203 | 0.102 | 1 |
| Cl4-BZ#52 | 12.4 | | ug/kg | 0.203 | 0.102 | 1 |
| Cl4-BZ#48 | 0.998 | | ug/kg | 0.203 | 0.102 | 1 |
| Cl4-BZ#49 | 12.0 | | ug/kg | 0.203 | 0.102 | 1 |
| Cl5-BZ#104 | ND | | ug/kg | 0.203 | 0.102 | 1 |
| Cl4-BZ#47 | 3.54 | | ug/kg | 0.203 | 0.102 | 1 |
| Cl4-BZ#65/#75/#62 | ND | | ug/kg | 0.609 | 0.304 | 1 |
| Cl3-BZ#39 | ND | | ug/kg | 0.203 | 0.102 | 1 |
| Cl3-BZ#38 | ND | | ug/kg | 0.203 | 0.102 | 1 |
| Cl4-BZ#44 | 6.13 | | ug/kg | 0.203 | 0.102 | 1 |
| Cl4-BZ#59 | 0.911 | | ug/kg | 0.203 | 0.102 | 1 |
| Cl4-BZ#42 | 2.58 | | ug/kg | 0.203 | 0.102 | 1 |
| Cl4-BZ#71 | 2.23 | | ug/kg | 0.203 | 0.102 | 1 |
| Cl3-BZ#35 | 0.448 | | ug/kg | 0.203 | 0.102 | 1 |
| Cl4-BZ#41 | 0.394 | | ug/kg | 0.203 | 0.102 | 1 |
| Cl4-BZ#72 | 0.578 | | ug/kg | 0.203 | 0.102 | 1 |
| Cl5-BZ#96 | ND | | ug/kg | 0.203 | 0.102 | 1 |
| Cl5-BZ#103 | 0.357 | | ug/kg | 0.203 | 0.102 | 1 |
| Cl4-BZ#68/#64 | 3.68 | | ug/kg | 0.406 | 0.203 | 1 |
| Cl4-BZ#40 | 0.973 | | ug/kg | 0.203 | 0.102 | 1 |
| Cl3-BZ#37 | 4.04 | | ug/kg | 0.203 | 0.102 | 1 |
| Cl5-BZ#100 | ND | | ug/kg | 0.203 | 0.102 | 1 |
| Cl5-BZ#94 | ND | | ug/kg | 0.203 | 0.102 | 1 |
| Cl4-BZ#57 | 0.391 | | ug/kg | 0.203 | 0.102 | 1 |
| Cl4-BZ#67/#58 | 1.31 | | ug/kg | 0.406 | 0.203 | 1 |

**Project Name:** NEW BEDFORD HARBOR-LTM **Lab Number:** L2040925

**Project Number:** 60597627 **Report Date:** 10/19/20

## SAMPLE RESULTS

Lab ID: L2040925-04 Date Collected: 09/25/20 09:25

Client ID: S-325-20FSP20-01-REP Date Received: 09/28/20

Sample Location: NEW BEDFORD, MA Field Prep: Not Specified

Sample Depth:

| Parameter | Result | Qualifier | Units | RL | MDL | Dilution Factor |
|---|---|---|---|---|---|---|
| PCB Congeners/Homologs - Mansfield Lab | | | | | | |
| Cl5-BZ#102 | 0.554 | | ug/kg | 0.203 | 0.102 | 1 |
| Cl4-BZ#61 | ND | | ug/kg | 0.203 | 0.102 | 1 |
| Cl5-BZ#98 | 0.242 | | ug/kg | 0.203 | 0.102 | 1 |
| Cl4-BZ#76 | ND | | ug/kg | 0.203 | 0.102 | 1 |
| Cl5-BZ#93 | ND | | ug/kg | 0.203 | 0.102 | 1 |
| Cl4-BZ#63 | 0.609 | | ug/kg | 0.203 | 0.102 | 1 |
| Cl5-BZ#121/#95/#88 | 8.64 | | ug/kg | 0.609 | 0.304 | 1 |
| Cl4-BZ#74 | 5.33 | | ug/kg | 0.203 | 0.102 | 1 |
| Cl6-BZ#155 | ND | | ug/kg | 0.203 | 0.102 | 1 |
| Cl4-BZ#70 | 11.8 | | ug/kg | 0.203 | 0.102 | 1 |
| Cl5-BZ#91 | 3.69 | | ug/kg | 0.203 | 0.102 | 1 |
| Cl4-BZ#66 | 13.7 | | ug/kg | 0.203 | 0.102 | 1 |
| Cl4-BZ#80 | ND | | ug/kg | 0.203 | 0.102 | 1 |
| Cl4-BZ#55 | ND | | ug/kg | 0.203 | 0.102 | 1 |
| Cl5-BZ#92 | 4.42 | | ug/kg | 0.203 | 0.102 | 1 |
| Cl5-BZ#89/#84 | 3.72 | | ug/kg | 0.406 | 0.203 | 1 |
| Cl5-BZ#101/#90 | 19.8 | | ug/kg | 0.406 | 0.203 | 1 |
| Cl4-BZ#56 | 3.50 | | ug/kg | 0.203 | 0.102 | 1 |
| Cl5-BZ#113 | 0.247 | | ug/kg | 0.203 | 0.102 | 1 |
| Cl5-BZ#99 | 13.5 | | ug/kg | 0.203 | 0.102 | 1 |
| Cl6-BZ#150 | ND | | ug/kg | 0.203 | 0.102 | 1 |
| Cl4-BZ#60 | 1.51 | | ug/kg | 0.203 | 0.102 | 1 |
| Cl6-BZ#152 | ND | | ug/kg | 0.203 | 0.102 | 1 |
| Cl5-BZ#119 | 0.875 | | ug/kg | 0.203 | 0.102 | 1 |
| Cl5-BZ#83/#125/#112 | 1.22 | | ug/kg | 0.609 | 0.304 | 1 |
| Cl5-BZ#86/#109 | ND | | ug/kg | 0.406 | 0.203 | 1 |
| Cl6-BZ#145 | ND | | ug/kg | 0.203 | 0.102 | 1 |
| Cl5-BZ#97 | 6.40 | | ug/kg | 0.203 | 0.102 | 1 |
| Cl6-BZ#148 | ND | | ug/kg | 0.203 | 0.102 | 1 |
| Cl4-BZ#79 | ND | | ug/kg | 0.203 | 0.102 | 1 |
| Cl5-BZ#116 | ND | | ug/kg | 0.203 | 0.102 | 1 |
| Cl6-BZ#154-Cal | 0.620 | | ug/kg | 0.203 | 0.102 | 1 |
| Cl4-BZ#78 | ND | | ug/kg | 0.203 | 0.102 | 1 |
| Cl5-BZ#87/#111 | 3.91 | | ug/kg | 0.406 | 0.203 | 1 |
| Cl6-BZ#136 | 1.66 | | ug/kg | 0.203 | 0.102 | 1 |
| Cl5-BZ#117 | 0.681 | | ug/kg | 0.203 | 0.102 | 1 |
| Cl5-BZ#115 | ND | | ug/kg | 0.203 | 0.102 | 1 |

**Project Name:** NEW BEDFORD HARBOR-LTM **Lab Number:** L2040925

**Project Number:** 60597627 **Report Date:** 10/19/20

## SAMPLE RESULTS

Lab ID: L2040925-04 Date Collected: 09/25/20 09:25

Client ID: S-325-20FSP20-01-REP Date Received: 09/28/20

Sample Location: NEW BEDFORD, MA Field Prep: Not Specified

Sample Depth:

| Parameter | Result | Qualifier | Units | RL | MDL | Dilution Factor |
|---|---|---|---|---|---|---|
| PCB Congeners/Homologs - Mansfield Lab | | | | | | |
| Cl5-BZ#85 | 3.11 | | ug/kg | 0.203 | 0.102 | 1 |
| Cl5-BZ#120 | 0.290 | | ug/kg | 0.203 | 0.102 | 1 |
| Cl5-BZ#110 | 22.5 | | ug/kg | 0.203 | 0.102 | 1 |
| Cl4-BZ#81 | ND | | ug/kg | 0.203 | 0.102 | 1 |
| Cl6-BZ#151 | 1.90 | | ug/kg | 0.203 | 0.102 | 1 |
| Cl6-BZ#135 | 1.81 | | ug/kg | 0.203 | 0.102 | 1 |
| Cl5-BZ#82 | 1.22 | | ug/kg | 0.203 | 0.102 | 1 |
| Cl6-BZ#144 | 0.397 | | ug/kg | 0.203 | 0.102 | 1 |
| Cl6-BZ#147/#149 | 12.9 | | ug/kg | 0.406 | 0.203 | 1 |
| Cl4-BZ#77 | 1.67 | | ug/kg | 0.203 | 0.102 | 1 |
| Cl6-BZ#143/#139 | 0.329 | J | ug/kg | 0.406 | 0.203 | 1 |
| Cl5-BZ#124 | 0.723 | | ug/kg | 0.203 | 0.102 | 1 |
| Cl6-BZ#140 | 0.133 | J | ug/kg | 0.203 | 0.102 | 1 |
| Cl5-BZ#108 | ND | | ug/kg | 0.203 | 0.102 | 1 |
| Cl5-BZ#107/#123 | 2.39 | | ug/kg | 0.406 | 0.203 | 1 |
| Cl7-BZ#188-Cal/RTW | ND | | ug/kg | 0.203 | 0.102 | 1 |
| Cl6-BZ#134 | 0.705 | | ug/kg | 0.203 | 0.102 | 1 |
| Cl5-BZ#106 | ND | | ug/kg | 0.203 | 0.102 | 1 |
| Cl6-BZ#133 | 0.394 | | ug/kg | 0.203 | 0.102 | 1 |
| Cl6-BZ#142 | ND | | ug/kg | 0.203 | 0.102 | 1 |
| Cl5-BZ#118 | 25.8 | | ug/kg | 0.203 | 0.102 | 1 |
| Cl6-BZ#131 | 0.286 | | ug/kg | 0.203 | 0.102 | 1 |
| Cl7-BZ#184 | ND | | ug/kg | 0.203 | 0.102 | 1 |
| Cl6-BZ#165 | ND | | ug/kg | 0.203 | 0.102 | 1 |
| Cl6-BZ#146 | 3.38 | | ug/kg | 0.203 | 0.102 | 1 |
| Cl6-BZ#161 | ND | | ug/kg | 0.203 | 0.102 | 1 |
| Cl5-BZ#122 | ND | | ug/kg | 0.203 | 0.102 | 1 |
| Cl6-BZ#168 | ND | | ug/kg | 0.203 | 0.102 | 1 |
| Cl5-BZ#114 | 0.692 | | ug/kg | 0.203 | 0.102 | 1 |
| Cl6-BZ#153 | 19.5 | | ug/kg | 0.203 | 0.102 | 1 |
| Cl6-BZ#132 | 5.25 | | ug/kg | 0.203 | 0.102 | 1 |
| Cl7-BZ#179 | 0.640 | | ug/kg | 0.203 | 0.102 | 1 |
| Cl6-BZ#141 | 1.38 | | ug/kg | 0.203 | 0.102 | 1 |
| Cl7-BZ#176 | 0.269 | | ug/kg | 0.203 | 0.102 | 1 |
| Cl5-BZ#105 | 6.19 | | ug/kg | 0.203 | 0.102 | 1 |
| Cl6-BZ#137 | 0.967 | | ug/kg | 0.203 | 0.102 | 1 |
| Cl5-BZ#127 | ND | | ug/kg | 0.203 | 0.102 | 1 |

**Project Name:** NEW BEDFORD HARBOR-LTM **Lab Number:** L2040925

**Project Number:** 60597627 **Report Date:** 10/19/20

## SAMPLE RESULTS

Lab ID: L2040925-04 Date Collected: 09/25/20 09:25

Client ID: S-325-20FSP20-01-REP Date Received: 09/28/20

Sample Location: NEW BEDFORD, MA Field Prep: Not Specified

Sample Depth:

| Parameter | Result | Qualifier | Units | RL | MDL | Dilution Factor |
|---|---|---|---|---|---|---|
| PCB Congeners/Homologs - Mansfield Lab | | | | | | |
| Cl7-BZ#186 | ND | | ug/kg | 0.203 | 0.102 | 1 |
| Cl6-BZ#130/#164 | 2.87 | | ug/kg | 0.406 | 0.203 | 1 |
| Cl7-BZ#178 | 0.576 | | ug/kg | 0.203 | 0.102 | 1 |
| Cl6-BZ#138 | 16.0 | | ug/kg | 0.203 | 0.102 | 1 |
| Cl6-BZ#163/#160 | 4.71 | | ug/kg | 0.406 | 0.203 | 1 |
| Cl6-BZ#129/#158 | 2.59 | | ug/kg | 0.406 | 0.203 | 1 |
| Cl7-BZ#182/#175 | ND | | ug/kg | 0.406 | 0.203 | 1 |
| Cl7-BZ#187 | 2.24 | | ug/kg | 0.203 | 0.102 | 1 |
| Cl7-BZ#183 | 1.21 | | ug/kg | 0.203 | 0.102 | 1 |
| Cl6-BZ#166 | ND | | ug/kg | 0.203 | 0.102 | 1 |
| Cl6-BZ#159 | ND | | ug/kg | 0.203 | 0.102 | 1 |
| Cl5-BZ#126 | ND | | ug/kg | 0.203 | 0.102 | 1 |
| Cl7-BZ#185 | ND | | ug/kg | 0.203 | 0.102 | 1 |
| Cl6-BZ#162 | ND | | ug/kg | 0.203 | 0.102 | 1 |
| Cl7-BZ#174 | 1.21 | | ug/kg | 0.203 | 0.102 | 1 |
| Cl6-BZ#128 | 5.06 | | ug/kg | 0.203 | 0.102 | 1 |
| Cl8-BZ#202 | 0.234 | | ug/kg | 0.203 | 0.102 | 1 |
| Cl6-BZ#167 | 1.12 | | ug/kg | 0.203 | 0.102 | 1 |
| Cl7-BZ#181 | ND | | ug/kg | 0.203 | 0.102 | 1 |
| Cl7-BZ#177 | 1.31 | | ug/kg | 0.203 | 0.102 | 1 |
| Cl8-BZ#204/#200-CAL | ND | | ug/kg | 0.406 | 0.203 | 1 |
| Cl7-BZ#171 | 0.723 | | ug/kg | 0.203 | 0.102 | 1 |
| Cl7-BZ#173 | ND | | ug/kg | 0.203 | 0.102 | 1 |
| Cl8-BZ#197 | ND | | ug/kg | 0.203 | 0.102 | 1 |
| Cl7-BZ#172 | 0.553 | | ug/kg | 0.203 | 0.102 | 1 |
| Cl7-BZ#192 | ND | | ug/kg | 0.203 | 0.102 | 1 |
| Cl6-BZ#156 | 2.67 | | ug/kg | 0.203 | 0.102 | 1 |
| Cl6-BZ#157 | 0.928 | | ug/kg | 0.203 | 0.102 | 1 |
| Cl7-BZ#180 | 2.82 | | ug/kg | 0.203 | 0.102 | 1 |
| Cl7-BZ#193 | 0.268 | | ug/kg | 0.203 | 0.102 | 1 |
| Cl8-BZ#199 | ND | | ug/kg | 0.203 | 0.102 | 1 |
| Cl7-BZ#191 | 0.203 | | ug/kg | 0.203 | 0.102 | 1 |
| Cl8-BZ#198 | ND | | ug/kg | 0.203 | 0.102 | 1 |
| Cl8-BZ#201 | ND | | ug/kg | 0.203 | 0.102 | 1 |
| Cl7-BZ#170 | 2.33 | | ug/kg | 0.203 | 0.102 | 1 |
| Cl7-BZ#190 | 0.381 | | ug/kg | 0.203 | 0.102 | 1 |
| Cl8-BZ#196 | 0.478 | | ug/kg | 0.203 | 0.102 | 1 |

**Project Name:** NEW BEDFORD HARBOR-LTM **Lab Number:** L2040925

**Project Number:** 60597627 **Report Date:** 10/19/20

## SAMPLE RESULTS

Lab ID: L2040925-04 Date Collected: 09/25/20 09:25

Client ID: S-325-20FSP20-01-REP Date Received: 09/28/20

Sample Location: NEW BEDFORD, MA Field Prep: Not Specified

Sample Depth:

| Parameter | Result | Qualifier | Units | RL | MDL | Dilution Factor |
|---|---|---|---|---|---|---|
| PCB Congeners/Homologs - Mansfield Lab | | | | | | |
| Cl8-BZ#203 | 0.258 | | ug/kg | 0.203 | 0.102 | 1 |
| Cl6-BZ#169 | ND | | ug/kg | 0.203 | 0.102 | 1 |
| Cl9-BZ#208 | 0.331 | | ug/kg | 0.203 | 0.102 | 1 |
| Cl9-BZ#207 | ND | | ug/kg | 0.203 | 0.102 | 1 |
| Cl7-BZ#189 | ND | | ug/kg | 0.203 | 0.102 | 1 |
| Cl8-BZ#195 | 0.408 | | ug/kg | 0.203 | 0.102 | 1 |
| Cl8-BZ#194 | 0.974 | | ug/kg | 0.203 | 0.102 | 1 |
| Cl8-BZ#205 | ND | | ug/kg | 0.203 | 0.102 | 1 |
| Cl9-BZ#206-Cal/RTW | 0.606 | | ug/kg | 0.203 | 0.102 | 1 |
| Cl10-BZ#209-Cal/RTW | 0.322 | | ug/kg | 0.203 | 0.102 | 1 |
| Monochlorobiphenyls | 0.648 | | ug/kg | 0.203 | 0.102 | 1 |
| Dichlorobiphenyls | 12.5 | | ug/kg | 0.203 | 0.102 | 1 |
| Trichlorobiphenyls | 51.8 | | ug/kg | 0.203 | 0.102 | 1 |
| Tetrachlorobiphenyls | 88.9 | | ug/kg | 0.203 | 0.102 | 1 |
| Pentachlorobiphenyls | 131 | | ug/kg | 0.203 | 0.102 | 1 |
| Hexachlorobiphenyls | 87.6 | | ug/kg | 0.203 | 0.102 | 1 |
| Heptachlorobiphenyls | 14.7 | | ug/kg | 0.203 | 0.102 | 1 |
| Octachlorobiphenyls | 2.35 | | ug/kg | 0.203 | 0.102 | 1 |
| Nonachlorobiphenyls | 0.937 | | ug/kg | 0.203 | 0.102 | 1 |
| Decachlorobiphenyl | 0.322 | | ug/kg | 0.203 | 0.102 | 1 |
| Total PCB | 391 | | ug/kg | 0.203 | NA | 1 |

| Surrogate | % Recovery | Qualifier | Acceptance Criteria |
|---|---|---|---|
| Cl3-BZ#19-C13 (surr) | 77 | | 50-125 |
| Cl8-BZ#202-C13 (surr) | 78 | | 50-125 |

**Project Name:** NEW BEDFORD HARBOR-LTM
**Project Number:** 60597627
**Lab Number:** L2040925
**Report Date:** 10/19/20

## SAMPLE RESULTS

Lab ID: L2040925-05
Client ID: S-331-20FSP20-01
Sample Location: NEW BEDFORD, MA

Date Collected: 09/25/20 13:09
Date Received: 09/28/20
Field Prep: Not Specified

Sample Depth:
Matrix: Sediment
Analytical Method: 105,8270D-SIM/680(M)
Analytical Date: 10/15/20 06:49
Analyst: MJS
Percent Solids: 98%

Extraction Method: EPA 3570
Extraction Date: 10/02/20 16:30
Cleanup Method: EPA 3630
Cleanup Date: 10/12/20

| Parameter | Result | Qualifier | Units | RL | MDL | Dilution Factor |
|---|---|---|---|---|---|---|
| PCB Congeners/Homologs - Mansfield Lab | | | | | | |
| Cl1-BZ#1-Cal/RTW | 0.291 | | ug/kg | 0.199 | 0.099 | 1 |
| Cl1-BZ#2 | 0.159 | J | ug/kg | 0.199 | 0.099 | 1 |
| Cl1-BZ#3 | 0.162 | J | ug/kg | 0.199 | 0.099 | 1 |
| Cl2-BZ#4/#10 | 0.292 | J | ug/kg | 0.397 | 0.199 | 1 |
| Cl2-BZ#9 | 0.126 | J | ug/kg | 0.199 | 0.099 | 1 |
| Cl2-BZ#7 | 0.241 | | ug/kg | 0.199 | 0.099 | 1 |
| Cl2-BZ#6 | 1.18 | | ug/kg | 0.199 | 0.099 | 1 |
| Cl2-BZ#5 | ND | | ug/kg | 0.199 | 0.099 | 1 |
| Cl2-BZ#8 | 2.46 | | ug/kg | 0.199 | 0.099 | 1 |
| Cl3-BZ#19 | 0.211 | | ug/kg | 0.199 | 0.099 | 1 |
| Cl2-BZ#14 | ND | | ug/kg | 0.199 | 0.099 | 1 |
| Cl3-BZ#30 | ND | | ug/kg | 0.199 | 0.099 | 1 |
| Cl3-BZ#18 | 1.94 | | ug/kg | 0.199 | 0.099 | 1 |
| Cl2-BZ#11 | 0.989 | | ug/kg | 0.199 | 0.099 | 1 |
| Cl3-BZ#17 | 1.26 | | ug/kg | 0.199 | 0.099 | 1 |
| Cl2-BZ#12 | 0.141 | J | ug/kg | 0.199 | 0.099 | 1 |
| Cl3-BZ#27 | 0.323 | | ug/kg | 0.199 | 0.099 | 1 |
| Cl2-BZ#13 | 0.411 | | ug/kg | 0.397 | 0.199 | 1 |
| Cl3-BZ#24 | ND | | ug/kg | 0.199 | 0.099 | 1 |
| Cl3-BZ#16 | 0.674 | | ug/kg | 0.199 | 0.099 | 1 |
| Cl3-BZ#32 | 1.14 | | ug/kg | 0.199 | 0.099 | 1 |
| Cl2-BZ#15 | 2.47 | | ug/kg | 0.199 | 0.099 | 1 |
| Cl3-BZ#34 | 0.106 | J | ug/kg | 0.199 | 0.099 | 1 |
| Cl3-BZ#23 | ND | | ug/kg | 0.199 | 0.099 | 1 |
| Cl4-BZ#54 | ND | | ug/kg | 0.199 | 0.099 | 1 |
| Cl3-BZ#29-Cal | ND | | ug/kg | 0.199 | 0.099 | 1 |
| Cl4-BZ#50-Cal | ND | | ug/kg | 0.199 | 0.099 | 1 |
| Cl3-BZ#26 | 3.33 | | ug/kg | 0.199 | 0.099 | 1 |

**Project Name:** NEW BEDFORD HARBOR-LTM **Lab Number:** L2040925

**Project Number:** 60597627 **Report Date:** 10/19/20

## SAMPLE RESULTS

Lab ID: L2040925-05 Date Collected: 09/25/20 13:09

Client ID: S-331-20FSP20-01 Date Received: 09/28/20

Sample Location: NEW BEDFORD, MA Field Prep: Not Specified

Sample Depth:

| Parameter | Result | Qualifier | Units | RL | MDL | Dilution Factor |
|---|---|---|---|---|---|---|
| PCB Congeners/Homologs - Mansfield Lab | | | | | | |
| Cl3-BZ#25 | 2.40 | | ug/kg | 0.199 | 0.099 | 1 |
| Cl4-BZ#53 | 0.910 | | ug/kg | 0.199 | 0.099 | 1 |
| Cl3-BZ#-31 | 5.64 | | ug/kg | 0.199 | 0.099 | 1 |
| Cl3-BZ#28 | 8.22 | | ug/kg | 0.199 | 0.099 | 1 |
| Cl3-BZ#33 | 2.14 | | ug/kg | 0.199 | 0.099 | 1 |
| Cl4-BZ#51 | 0.371 | | ug/kg | 0.199 | 0.099 | 1 |
| Cl3-BZ#21/#20 | 0.448 | | ug/kg | 0.397 | 0.199 | 1 |
| Cl4-BZ#45 | 0.520 | | ug/kg | 0.199 | 0.099 | 1 |
| Cl3-BZ#22 | 1.84 | | ug/kg | 0.199 | 0.099 | 1 |
| Cl4-BZ#73/#46 | 0.315 | J | ug/kg | 0.397 | 0.199 | 1 |
| Cl4-BZ#69 | ND | | ug/kg | 0.199 | 0.099 | 1 |
| Cl4-BZ#43 | 0.201 | | ug/kg | 0.199 | 0.099 | 1 |
| Cl3-BZ#36 | ND | | ug/kg | 0.199 | 0.099 | 1 |
| Cl4-BZ#52 | 9.34 | | ug/kg | 0.199 | 0.099 | 1 |
| Cl4-BZ#48 | 0.577 | | ug/kg | 0.199 | 0.099 | 1 |
| Cl4-BZ#49 | 9.76 | | ug/kg | 0.199 | 0.099 | 1 |
| Cl5-BZ#104 | ND | | ug/kg | 0.199 | 0.099 | 1 |
| Cl4-BZ#47 | 2.92 | | ug/kg | 0.199 | 0.099 | 1 |
| Cl4-BZ#65/#75/#62 | 0.407 | J | ug/kg | 0.596 | 0.298 | 1 |
| Cl3-BZ#39 | ND | | ug/kg | 0.199 | 0.099 | 1 |
| Cl3-BZ#38 | ND | | ug/kg | 0.199 | 0.099 | 1 |
| Cl4-BZ#44 | 4.63 | | ug/kg | 0.199 | 0.099 | 1 |
| Cl4-BZ#59 | 0.736 | | ug/kg | 0.199 | 0.099 | 1 |
| Cl4-BZ#42 | 2.06 | | ug/kg | 0.199 | 0.099 | 1 |
| Cl4-BZ#71 | 1.74 | | ug/kg | 0.199 | 0.099 | 1 |
| Cl3-BZ#35 | 0.269 | | ug/kg | 0.199 | 0.099 | 1 |
| Cl4-BZ#41 | 0.130 | J | ug/kg | 0.199 | 0.099 | 1 |
| Cl4-BZ#72 | 0.491 | | ug/kg | 0.199 | 0.099 | 1 |
| Cl5-BZ#96 | 0.119 | J | ug/kg | 0.199 | 0.099 | 1 |
| Cl5-BZ#103 | 0.362 | | ug/kg | 0.199 | 0.099 | 1 |
| Cl4-BZ#68/#64 | 2.46 | | ug/kg | 0.397 | 0.199 | 1 |
| Cl4-BZ#40 | 0.793 | | ug/kg | 0.199 | 0.099 | 1 |
| Cl3-BZ#37 | 2.40 | | ug/kg | 0.199 | 0.099 | 1 |
| Cl5-BZ#100 | 0.253 | | ug/kg | 0.199 | 0.099 | 1 |
| Cl5-BZ#94 | ND | | ug/kg | 0.199 | 0.099 | 1 |
| Cl4-BZ#57 | 0.212 | | ug/kg | 0.199 | 0.099 | 1 |
| Cl4-BZ#67/#58 | 0.727 | | ug/kg | 0.397 | 0.199 | 1 |

**Project Name:** NEW BEDFORD HARBOR-LTM **Lab Number:** L2040925

**Project Number:** 60597627 **Report Date:** 10/19/20

## SAMPLE RESULTS

Lab ID: L2040925-05 Date Collected: 09/25/20 13:09

Client ID: S-331-20FSP20-01 Date Received: 09/28/20

Sample Location: NEW BEDFORD, MA Field Prep: Not Specified

Sample Depth:

| Parameter | Result | Qualifier | Units | RL | MDL | Dilution Factor |
|---|---|---|---|---|---|---|
| PCB Congeners/Homologs - Mansfield Lab | | | | | | |
| Cl5-BZ#102 | 0.518 | | ug/kg | 0.199 | 0.099 | 1 |
| Cl4-BZ#61 | ND | | ug/kg | 0.199 | 0.099 | 1 |
| Cl5-BZ#98 | ND | | ug/kg | 0.199 | 0.099 | 1 |
| Cl4-BZ#76 | ND | | ug/kg | 0.199 | 0.099 | 1 |
| Cl5-BZ#93 | ND | | ug/kg | 0.199 | 0.099 | 1 |
| Cl4-BZ#63 | 0.410 | | ug/kg | 0.199 | 0.099 | 1 |
| Cl5-BZ#121/#95/#88 | 6.72 | | ug/kg | 0.596 | 0.298 | 1 |
| Cl4-BZ#74 | 3.13 | | ug/kg | 0.199 | 0.099 | 1 |
| Cl6-BZ#155 | ND | | ug/kg | 0.199 | 0.099 | 1 |
| Cl4-BZ#70 | 7.18 | | ug/kg | 0.199 | 0.099 | 1 |
| Cl5-BZ#91 | 2.88 | | ug/kg | 0.199 | 0.099 | 1 |
| Cl4-BZ#66 | 9.70 | | ug/kg | 0.199 | 0.099 | 1 |
| Cl4-BZ#80 | ND | | ug/kg | 0.199 | 0.099 | 1 |
| Cl4-BZ#55 | ND | | ug/kg | 0.199 | 0.099 | 1 |
| Cl5-BZ#92 | 3.14 | | ug/kg | 0.199 | 0.099 | 1 |
| Cl5-BZ#89/#84 | 2.35 | | ug/kg | 0.397 | 0.199 | 1 |
| Cl5-BZ#101/#90 | 14.4 | | ug/kg | 0.397 | 0.199 | 1 |
| Cl4-BZ#56 | 2.09 | | ug/kg | 0.199 | 0.099 | 1 |
| Cl5-BZ#113 | 0.188 | J | ug/kg | 0.199 | 0.099 | 1 |
| Cl5-BZ#99 | 9.86 | | ug/kg | 0.199 | 0.099 | 1 |
| Cl6-BZ#150 | 0.146 | J | ug/kg | 0.199 | 0.099 | 1 |
| Cl4-BZ#60 | 0.935 | | ug/kg | 0.199 | 0.099 | 1 |
| Cl6-BZ#152 | ND | | ug/kg | 0.199 | 0.099 | 1 |
| Cl5-BZ#119 | 0.873 | | ug/kg | 0.199 | 0.099 | 1 |
| Cl5-BZ#83/#125/#112 | 0.592 | J | ug/kg | 0.596 | 0.298 | 1 |
| Cl5-BZ#86/#109 | ND | | ug/kg | 0.397 | 0.199 | 1 |
| Cl6-BZ#145 | ND | | ug/kg | 0.199 | 0.099 | 1 |
| Cl5-BZ#97 | 4.54 | | ug/kg | 0.199 | 0.099 | 1 |
| Cl6-BZ#148 | ND | | ug/kg | 0.199 | 0.099 | 1 |
| Cl4-BZ#79 | ND | | ug/kg | 0.199 | 0.099 | 1 |
| Cl5-BZ#116 | ND | | ug/kg | 0.199 | 0.099 | 1 |
| Cl6-BZ#154-Cal | 0.464 | | ug/kg | 0.199 | 0.099 | 1 |
| Cl4-BZ#78 | ND | | ug/kg | 0.199 | 0.099 | 1 |
| Cl5-BZ#87/#111 | 2.62 | | ug/kg | 0.397 | 0.199 | 1 |
| Cl6-BZ#136 | 1.43 | | ug/kg | 0.199 | 0.099 | 1 |
| Cl5-BZ#117 | 0.570 | | ug/kg | 0.199 | 0.099 | 1 |
| Cl5-BZ#115 | ND | | ug/kg | 0.199 | 0.099 | 1 |

**Project Name:** NEW BEDFORD HARBOR-LTM **Lab Number:** L2040925

**Project Number:** 60597627 **Report Date:** 10/19/20

## SAMPLE RESULTS

Lab ID: L2040925-05 Date Collected: 09/25/20 13:09

Client ID: S-331-20FSP20-01 Date Received: 09/28/20

Sample Location: NEW BEDFORD, MA Field Prep: Not Specified

Sample Depth:

| Parameter | Result | Qualifier | Units | RL | MDL | Dilution Factor |
|---|---|---|---|---|---|---|
| PCB Congeners/Homologs - Mansfield Lab | | | | | | |
| Cl5-BZ#85 | 2.61 | | ug/kg | 0.199 | 0.099 | 1 |
| Cl5-BZ#120 | 0.312 | | ug/kg | 0.199 | 0.099 | 1 |
| Cl5-BZ#110 | 15.5 | | ug/kg | 0.199 | 0.099 | 1 |
| Cl4-BZ#81 | ND | | ug/kg | 0.199 | 0.099 | 1 |
| Cl6-BZ#151 | 1.41 | | ug/kg | 0.199 | 0.099 | 1 |
| Cl6-BZ#135 | 1.52 | | ug/kg | 0.199 | 0.099 | 1 |
| Cl5-BZ#82 | 0.625 | | ug/kg | 0.199 | 0.099 | 1 |
| Cl6-BZ#144 | 0.222 | | ug/kg | 0.199 | 0.099 | 1 |
| Cl6-BZ#147/#149 | 9.62 | | ug/kg | 0.397 | 0.199 | 1 |
| Cl4-BZ#77 | 1.09 | | ug/kg | 0.199 | 0.099 | 1 |
| Cl6-BZ#143/#139 | ND | | ug/kg | 0.397 | 0.199 | 1 |
| Cl5-BZ#124 | 0.335 | | ug/kg | 0.199 | 0.099 | 1 |
| Cl6-BZ#140 | 0.194 | J | ug/kg | 0.199 | 0.099 | 1 |
| Cl5-BZ#108 | ND | | ug/kg | 0.199 | 0.099 | 1 |
| Cl5-BZ#107/#123 | 1.64 | | ug/kg | 0.397 | 0.199 | 1 |
| Cl7-BZ#188-Cal/RTW | ND | | ug/kg | 0.199 | 0.099 | 1 |
| Cl6-BZ#134 | 0.606 | | ug/kg | 0.199 | 0.099 | 1 |
| Cl5-BZ#106 | ND | | ug/kg | 0.199 | 0.099 | 1 |
| Cl6-BZ#133 | 0.259 | | ug/kg | 0.199 | 0.099 | 1 |
| Cl6-BZ#142 | ND | | ug/kg | 0.199 | 0.099 | 1 |
| Cl5-BZ#118 | 16.4 | | ug/kg | 0.199 | 0.099 | 1 |
| Cl6-BZ#131 | ND | | ug/kg | 0.199 | 0.099 | 1 |
| Cl7-BZ#184 | ND | | ug/kg | 0.199 | 0.099 | 1 |
| Cl6-BZ#165 | ND | | ug/kg | 0.199 | 0.099 | 1 |
| Cl6-BZ#146 | 2.82 | | ug/kg | 0.199 | 0.099 | 1 |
| Cl6-BZ#161 | ND | | ug/kg | 0.199 | 0.099 | 1 |
| Cl5-BZ#122 | ND | | ug/kg | 0.199 | 0.099 | 1 |
| Cl6-BZ#168 | ND | | ug/kg | 0.199 | 0.099 | 1 |
| Cl5-BZ#114 | 0.444 | | ug/kg | 0.199 | 0.099 | 1 |
| Cl6-BZ#153 | 14.7 | | ug/kg | 0.199 | 0.099 | 1 |
| Cl6-BZ#132 | 3.92 | | ug/kg | 0.199 | 0.099 | 1 |
| Cl7-BZ#179 | 0.528 | | ug/kg | 0.199 | 0.099 | 1 |
| Cl6-BZ#141 | 0.912 | | ug/kg | 0.199 | 0.099 | 1 |
| Cl7-BZ#176 | 0.118 | J | ug/kg | 0.199 | 0.099 | 1 |
| Cl5-BZ#105 | 3.68 | | ug/kg | 0.199 | 0.099 | 1 |
| Cl6-BZ#137 | 0.568 | | ug/kg | 0.199 | 0.099 | 1 |
| Cl5-BZ#127 | ND | | ug/kg | 0.199 | 0.099 | 1 |

**Project Name:** NEW BEDFORD HARBOR-LTM **Lab Number:** L2040925

**Project Number:** 60597627 **Report Date:** 10/19/20

## SAMPLE RESULTS

Lab ID: L2040925-05 Date Collected: 09/25/20 13:09

Client ID: S-331-20FSP20-01 Date Received: 09/28/20

Sample Location: NEW BEDFORD, MA Field Prep: Not Specified

Sample Depth:

| Parameter | Result | Qualifier | Units | RL | MDL | Dilution Factor |
|---|---|---|---|---|---|---|
| PCB Congeners/Homologs - Mansfield Lab | | | | | | |
| Cl7-BZ#186 | ND | | ug/kg | 0.199 | 0.099 | 1 |
| Cl6-BZ#130/#164 | 1.96 | | ug/kg | 0.397 | 0.199 | 1 |
| Cl7-BZ#178 | 0.440 | | ug/kg | 0.199 | 0.099 | 1 |
| Cl6-BZ#138 | 11.5 | | ug/kg | 0.199 | 0.099 | 1 |
| Cl6-BZ#163/#160 | 3.65 | | ug/kg | 0.397 | 0.199 | 1 |
| Cl6-BZ#129/#158 | 1.68 | | ug/kg | 0.397 | 0.199 | 1 |
| Cl7-BZ#182/#175 | ND | | ug/kg | 0.397 | 0.199 | 1 |
| Cl7-BZ#187 | 1.60 | | ug/kg | 0.199 | 0.099 | 1 |
| Cl7-BZ#183 | 0.716 | | ug/kg | 0.199 | 0.099 | 1 |
| Cl6-BZ#166 | ND | | ug/kg | 0.199 | 0.099 | 1 |
| Cl6-BZ#159 | ND | | ug/kg | 0.199 | 0.099 | 1 |
| Cl5-BZ#126 | ND | | ug/kg | 0.199 | 0.099 | 1 |
| Cl7-BZ#185 | ND | | ug/kg | 0.199 | 0.099 | 1 |
| Cl6-BZ#162 | ND | | ug/kg | 0.199 | 0.099 | 1 |
| Cl7-BZ#174 | 0.894 | | ug/kg | 0.199 | 0.099 | 1 |
| Cl6-BZ#128 | 3.90 | | ug/kg | 0.199 | 0.099 | 1 |
| Cl8-BZ#202 | 0.351 | | ug/kg | 0.199 | 0.099 | 1 |
| Cl6-BZ#167 | 0.842 | | ug/kg | 0.199 | 0.099 | 1 |
| Cl7-BZ#181 | ND | | ug/kg | 0.199 | 0.099 | 1 |
| Cl7-BZ#177 | 1.07 | | ug/kg | 0.199 | 0.099 | 1 |
| Cl8-BZ#204/#200-CAL | ND | | ug/kg | 0.397 | 0.199 | 1 |
| Cl7-BZ#171 | 0.612 | | ug/kg | 0.199 | 0.099 | 1 |
| Cl7-BZ#173 | ND | | ug/kg | 0.199 | 0.099 | 1 |
| Cl8-BZ#197 | ND | | ug/kg | 0.199 | 0.099 | 1 |
| Cl7-BZ#172 | 0.363 | | ug/kg | 0.199 | 0.099 | 1 |
| Cl7-BZ#192 | ND | | ug/kg | 0.199 | 0.099 | 1 |
| Cl6-BZ#156 | 1.83 | | ug/kg | 0.199 | 0.099 | 1 |
| Cl6-BZ#157 | 0.700 | | ug/kg | 0.199 | 0.099 | 1 |
| Cl7-BZ#180 | 2.02 | | ug/kg | 0.199 | 0.099 | 1 |
| Cl7-BZ#193 | ND | | ug/kg | 0.199 | 0.099 | 1 |
| Cl8-BZ#199 | ND | | ug/kg | 0.199 | 0.099 | 1 |
| Cl7-BZ#191 | ND | | ug/kg | 0.199 | 0.099 | 1 |
| Cl8-BZ#198 | ND | | ug/kg | 0.199 | 0.099 | 1 |
| Cl8-BZ#201 | 0.845 | | ug/kg | 0.199 | 0.099 | 1 |
| Cl7-BZ#170 | 1.90 | | ug/kg | 0.199 | 0.099 | 1 |
| Cl7-BZ#190 | 0.303 | | ug/kg | 0.199 | 0.099 | 1 |
| Cl8-BZ#196 | 0.583 | | ug/kg | 0.199 | 0.099 | 1 |

**Project Name:** NEW BEDFORD HARBOR-LTM **Lab Number:** L2040925

**Project Number:** 60597627 **Report Date:** 10/19/20

## SAMPLE RESULTS

Lab ID: L2040925-05 Date Collected: 09/25/20 13:09

Client ID: S-331-20FSP20-01 Date Received: 09/28/20

Sample Location: NEW BEDFORD, MA Field Prep: Not Specified

Sample Depth:

| Parameter | Result | Qualifier | Units | RL | MDL | Dilution Factor |
|---|---|---|---|---|---|---|
| PCB Congeners/Homologs - Mansfield Lab | | | | | | |
| Cl8-BZ#203 | 0.434 | | ug/kg | 0.199 | 0.099 | 1 |
| Cl6-BZ#169 | ND | | ug/kg | 0.199 | 0.099 | 1 |
| Cl9-BZ#208 | ND | | ug/kg | 0.199 | 0.099 | 1 |
| Cl9-BZ#207 | ND | | ug/kg | 0.199 | 0.099 | 1 |
| Cl7-BZ#189 | ND | | ug/kg | 0.199 | 0.099 | 1 |
| Cl8-BZ#195 | ND | | ug/kg | 0.199 | 0.099 | 1 |
| Cl8-BZ#194 | 0.608 | | ug/kg | 0.199 | 0.099 | 1 |
| Cl8-BZ#205 | ND | | ug/kg | 0.199 | 0.099 | 1 |
| Cl9-BZ#206-Cal/RTW | ND | | ug/kg | 0.199 | 0.099 | 1 |
| Cl10-BZ#209-Cal/RTW | 0.564 | | ug/kg | 0.199 | 0.099 | 1 |
| Monochlorobiphenyls | 0.612 | | ug/kg | 0.199 | 0.099 | 1 |
| Dichlorobiphenyls | 8.31 | | ug/kg | 0.199 | 0.099 | 1 |
| Trichlorobiphenyls | 32.3 | | ug/kg | 0.199 | 0.099 | 1 |
| Tetrachlorobiphenyls | 63.8 | | ug/kg | 0.199 | 0.099 | 1 |
| Pentachlorobiphenyls | 91.5 | | ug/kg | 0.199 | 0.099 | 1 |
| Hexachlorobiphenyls | 64.9 | | ug/kg | 0.199 | 0.099 | 1 |
| Heptachlorobiphenyls | 10.6 | | ug/kg | 0.199 | 0.099 | 1 |
| Octachlorobiphenyls | 2.82 | | ug/kg | 0.199 | 0.099 | 1 |
| Nonachlorobiphenyls | ND | | ug/kg | 0.199 | 0.099 | 1 |
| Decachlorobiphenyl | 0.564 | | ug/kg | 0.199 | 0.099 | 1 |
| Total PCB | 275 | | ug/kg | 0.199 | NA | 1 |

| Surrogate | % Recovery | Qualifier | Acceptance Criteria |
|---|---|---|---|
| Cl3-BZ#19-C13 (surr) | 74 | | 50-125 |
| Cl8-BZ#202-C13 (surr) | 79 | | 50-125 |

**Project Name:** NEW BEDFORD HARBOR-LTM **Lab Number:** L2040925

**Project Number:** 60597627 **Report Date:** 10/19/20

## SAMPLE RESULTS

Lab ID: L2040925-06
Client ID: S-332-20FSP20-01
Sample Location: NEW BEDFORD, MA

Date Collected: 09/25/20 13:36
Date Received: 09/28/20
Field Prep: Not Specified

Sample Depth:
Matrix: Sediment
Analytical Method: 105,8270D-SIM/680(M)
Analytical Date: 10/15/20 08:04
Analyst: MJS
Percent Solids: 99%

Extraction Method: EPA 3570
Extraction Date: 10/02/20 16:30
Cleanup Method: EPA 3630
Cleanup Date: 10/12/20

| Parameter | Result | Qualifier | Units | RL | MDL | Dilution Factor |
|---|---|---|---|---|---|---|
| PCB Congeners/Homologs - Mansfield Lab | | | | | | |
| Cl1-BZ#1-Cal/RTW | ND | | ug/kg | 0.188 | 0.094 | 1 |
| Cl1-BZ#2 | ND | | ug/kg | 0.188 | 0.094 | 1 |
| Cl1-BZ#3 | ND | | ug/kg | 0.188 | 0.094 | 1 |
| Cl2-BZ#4/#10 | ND | | ug/kg | 0.377 | 0.188 | 1 |
| Cl2-BZ#9 | ND | | ug/kg | 0.188 | 0.094 | 1 |
| Cl2-BZ#7 | ND | | ug/kg | 0.188 | 0.094 | 1 |
| Cl2-BZ#6 | 0.222 | | ug/kg | 0.188 | 0.094 | 1 |
| Cl2-BZ#5 | ND | | ug/kg | 0.188 | 0.094 | 1 |
| Cl2-BZ#8 | 0.666 | | ug/kg | 0.188 | 0.094 | 1 |
| Cl3-BZ#19 | 0.108 | J | ug/kg | 0.188 | 0.094 | 1 |
| Cl2-BZ#14 | ND | | ug/kg | 0.188 | 0.094 | 1 |
| Cl3-BZ#30 | ND | | ug/kg | 0.188 | 0.094 | 1 |
| Cl3-BZ#18 | 0.924 | | ug/kg | 0.188 | 0.094 | 1 |
| Cl2-BZ#11 | 0.289 | | ug/kg | 0.188 | 0.094 | 1 |
| Cl3-BZ#17 | 0.485 | | ug/kg | 0.188 | 0.094 | 1 |
| Cl2-BZ#12 | ND | | ug/kg | 0.188 | 0.094 | 1 |
| Cl3-BZ#27 | 0.102 | J | ug/kg | 0.188 | 0.094 | 1 |
| Cl2-BZ#13 | ND | | ug/kg | 0.377 | 0.188 | 1 |
| Cl3-BZ#24 | ND | | ug/kg | 0.188 | 0.094 | 1 |
| Cl3-BZ#16 | 0.367 | | ug/kg | 0.188 | 0.094 | 1 |
| Cl3-BZ#32 | 0.399 | | ug/kg | 0.188 | 0.094 | 1 |
| Cl2-BZ#15 | 0.632 | | ug/kg | 0.188 | 0.094 | 1 |
| Cl3-BZ#34 | ND | | ug/kg | 0.188 | 0.094 | 1 |
| Cl3-BZ#23 | ND | | ug/kg | 0.188 | 0.094 | 1 |
| Cl4-BZ#54 | ND | | ug/kg | 0.188 | 0.094 | 1 |
| Cl3-BZ#29-Cal | ND | | ug/kg | 0.188 | 0.094 | 1 |
| Cl4-BZ#50-Cal | ND | | ug/kg | 0.188 | 0.094 | 1 |
| Cl3-BZ#26 | 0.772 | | ug/kg | 0.188 | 0.094 | 1 |

**Project Name:** NEW BEDFORD HARBOR-LTM **Lab Number:** L2040925

**Project Number:** 60597627 **Report Date:** 10/19/20

## SAMPLE RESULTS

Lab ID: L2040925-06 Date Collected: 09/25/20 13:36

Client ID: S-332-20FSP20-01 Date Received: 09/28/20

Sample Location: NEW BEDFORD, MA Field Prep: Not Specified

Sample Depth:

| Parameter | Result | Qualifier | Units | RL | MDL | Dilution Factor |
|---|---|---|---|---|---|---|
| PCB Congeners/Homologs - Mansfield Lab | | | | | | |
| Cl3-BZ#25 | 0.547 | | ug/kg | 0.188 | 0.094 | 1 |
| Cl4-BZ#53 | 0.328 | | ug/kg | 0.188 | 0.094 | 1 |
| Cl3-BZ#-31 | 1.56 | | ug/kg | 0.188 | 0.094 | 1 |
| Cl3-BZ#28 | 1.92 | | ug/kg | 0.188 | 0.094 | 1 |
| Cl3-BZ#33 | 0.742 | | ug/kg | 0.188 | 0.094 | 1 |
| Cl4-BZ#51 | 0.104 | J | ug/kg | 0.188 | 0.094 | 1 |
| Cl3-BZ#21/#20 | ND | | ug/kg | 0.377 | 0.188 | 1 |
| Cl4-BZ#45 | 0.296 | | ug/kg | 0.188 | 0.094 | 1 |
| Cl3-BZ#22 | 0.570 | | ug/kg | 0.188 | 0.094 | 1 |
| Cl4-BZ#73/#46 | ND | | ug/kg | 0.377 | 0.188 | 1 |
| Cl4-BZ#69 | ND | | ug/kg | 0.188 | 0.094 | 1 |
| Cl4-BZ#43 | ND | | ug/kg | 0.188 | 0.094 | 1 |
| Cl3-BZ#36 | ND | | ug/kg | 0.188 | 0.094 | 1 |
| Cl4-BZ#52 | 2.13 | | ug/kg | 0.188 | 0.094 | 1 |
| Cl4-BZ#48 | 0.293 | | ug/kg | 0.188 | 0.094 | 1 |
| Cl4-BZ#49 | 2.21 | | ug/kg | 0.188 | 0.094 | 1 |
| Cl5-BZ#104 | ND | | ug/kg | 0.188 | 0.094 | 1 |
| Cl4-BZ#47 | 0.761 | | ug/kg | 0.188 | 0.094 | 1 |
| Cl4-BZ#65/#75/#62 | ND | | ug/kg | 0.566 | 0.283 | 1 |
| Cl3-BZ#39 | ND | | ug/kg | 0.188 | 0.094 | 1 |
| Cl3-BZ#38 | ND | | ug/kg | 0.188 | 0.094 | 1 |
| Cl4-BZ#44 | 1.27 | | ug/kg | 0.188 | 0.094 | 1 |
| Cl4-BZ#59 | 0.140 | J | ug/kg | 0.188 | 0.094 | 1 |
| Cl4-BZ#42 | 0.642 | | ug/kg | 0.188 | 0.094 | 1 |
| Cl4-BZ#71 | 0.537 | | ug/kg | 0.188 | 0.094 | 1 |
| Cl3-BZ#35 | 0.117 | J | ug/kg | 0.188 | 0.094 | 1 |
| Cl4-BZ#41 | 0.160 | J | ug/kg | 0.188 | 0.094 | 1 |
| Cl4-BZ#72 | 0.113 | J | ug/kg | 0.188 | 0.094 | 1 |
| Cl5-BZ#96 | ND | | ug/kg | 0.188 | 0.094 | 1 |
| Cl5-BZ#103 | ND | | ug/kg | 0.188 | 0.094 | 1 |
| Cl4-BZ#68/#64 | 0.699 | | ug/kg | 0.377 | 0.188 | 1 |
| Cl4-BZ#40 | 0.338 | | ug/kg | 0.188 | 0.094 | 1 |
| Cl3-BZ#37 | 0.600 | | ug/kg | 0.188 | 0.094 | 1 |
| Cl5-BZ#100 | ND | | ug/kg | 0.188 | 0.094 | 1 |
| Cl5-BZ#94 | ND | | ug/kg | 0.188 | 0.094 | 1 |
| Cl4-BZ#57 | ND | | ug/kg | 0.188 | 0.094 | 1 |
| Cl4-BZ#67/#58 | 0.217 | J | ug/kg | 0.377 | 0.188 | 1 |

**Project Name:** NEW BEDFORD HARBOR-LTM **Lab Number:** L2040925

**Project Number:** 60597627 **Report Date:** 10/19/20

## SAMPLE RESULTS

Lab ID: L2040925-06 Date Collected: 09/25/20 13:36

Client ID: S-332-20FSP20-01 Date Received: 09/28/20

Sample Location: NEW BEDFORD, MA Field Prep: Not Specified

Sample Depth:

| Parameter | Result | Qualifier | Units | RL | MDL | Dilution Factor |
|---|---|---|---|---|---|---|
| PCB Congeners/Homologs - Mansfield Lab | | | | | | |
| Cl5-BZ#102 | 0.225 | | ug/kg | 0.188 | 0.094 | 1 |
| Cl4-BZ#61 | ND | | ug/kg | 0.188 | 0.094 | 1 |
| Cl5-BZ#98 | ND | | ug/kg | 0.188 | 0.094 | 1 |
| Cl4-BZ#76 | ND | | ug/kg | 0.188 | 0.094 | 1 |
| Cl5-BZ#93 | ND | | ug/kg | 0.188 | 0.094 | 1 |
| Cl4-BZ#63 | ND | | ug/kg | 0.188 | 0.094 | 1 |
| Cl5-BZ#121/#95/#88 | 1.38 | | ug/kg | 0.566 | 0.283 | 1 |
| Cl4-BZ#74 | 0.824 | | ug/kg | 0.188 | 0.094 | 1 |
| Cl6-BZ#155 | ND | | ug/kg | 0.188 | 0.094 | 1 |
| Cl4-BZ#70 | 1.92 | | ug/kg | 0.188 | 0.094 | 1 |
| Cl5-BZ#91 | 0.591 | | ug/kg | 0.188 | 0.094 | 1 |
| Cl4-BZ#66 | 2.41 | | ug/kg | 0.188 | 0.094 | 1 |
| Cl4-BZ#80 | ND | | ug/kg | 0.188 | 0.094 | 1 |
| Cl4-BZ#55 | ND | | ug/kg | 0.188 | 0.094 | 1 |
| Cl5-BZ#92 | 0.783 | | ug/kg | 0.188 | 0.094 | 1 |
| Cl5-BZ#89/#84 | 0.626 | | ug/kg | 0.377 | 0.188 | 1 |
| Cl5-BZ#101/#90 | 3.26 | | ug/kg | 0.377 | 0.188 | 1 |
| Cl4-BZ#56 | 0.631 | | ug/kg | 0.188 | 0.094 | 1 |
| Cl5-BZ#113 | ND | | ug/kg | 0.188 | 0.094 | 1 |
| Cl5-BZ#99 | 2.38 | | ug/kg | 0.188 | 0.094 | 1 |
| Cl6-BZ#150 | ND | | ug/kg | 0.188 | 0.094 | 1 |
| Cl4-BZ#60 | 0.317 | | ug/kg | 0.188 | 0.094 | 1 |
| Cl6-BZ#152 | ND | | ug/kg | 0.188 | 0.094 | 1 |
| Cl5-BZ#119 | 0.276 | | ug/kg | 0.188 | 0.094 | 1 |
| Cl5-BZ#83/#125/#112 | ND | | ug/kg | 0.566 | 0.283 | 1 |
| Cl5-BZ#86/#109 | 0.202 | J | ug/kg | 0.377 | 0.188 | 1 |
| Cl6-BZ#145 | ND | | ug/kg | 0.188 | 0.094 | 1 |
| Cl5-BZ#97 | 1.08 | | ug/kg | 0.188 | 0.094 | 1 |
| Cl6-BZ#148 | ND | | ug/kg | 0.188 | 0.094 | 1 |
| Cl4-BZ#79 | ND | | ug/kg | 0.188 | 0.094 | 1 |
| Cl5-BZ#116 | ND | | ug/kg | 0.188 | 0.094 | 1 |
| Cl6-BZ#154-Cal | 0.146 | J | ug/kg | 0.188 | 0.094 | 1 |
| Cl4-BZ#78 | ND | | ug/kg | 0.188 | 0.094 | 1 |
| Cl5-BZ#87/#111 | 0.712 | | ug/kg | 0.377 | 0.188 | 1 |
| Cl6-BZ#136 | 0.287 | | ug/kg | 0.188 | 0.094 | 1 |
| Cl5-BZ#117 | ND | | ug/kg | 0.188 | 0.094 | 1 |
| Cl5-BZ#115 | ND | | ug/kg | 0.188 | 0.094 | 1 |

**Project Name:** NEW BEDFORD HARBOR-LTM **Lab Number:** L2040925

**Project Number:** 60597627 **Report Date:** 10/19/20

## SAMPLE RESULTS

Lab ID: L2040925-06 Date Collected: 09/25/20 13:36

Client ID: S-332-20FSP20-01 Date Received: 09/28/20

Sample Location: NEW BEDFORD, MA Field Prep: Not Specified

Sample Depth:

| Parameter | Result | Qualifier | Units | RL | MDL | Dilution Factor |
|---|---|---|---|---|---|---|
| PCB Congeners/Homologs - Mansfield Lab | | | | | | |
| Cl5-BZ#85 | 0.690 | | ug/kg | 0.188 | 0.094 | 1 |
| Cl5-BZ#120 | ND | | ug/kg | 0.188 | 0.094 | 1 |
| Cl5-BZ#110 | 3.20 | | ug/kg | 0.188 | 0.094 | 1 |
| Cl4-BZ#81 | ND | | ug/kg | 0.188 | 0.094 | 1 |
| Cl6-BZ#151 | 0.342 | | ug/kg | 0.188 | 0.094 | 1 |
| Cl6-BZ#135 | 0.326 | | ug/kg | 0.188 | 0.094 | 1 |
| Cl5-BZ#82 | 0.188 | | ug/kg | 0.188 | 0.094 | 1 |
| Cl6-BZ#144 | ND | | ug/kg | 0.188 | 0.094 | 1 |
| Cl6-BZ#147/#149 | 2.01 | | ug/kg | 0.377 | 0.188 | 1 |
| Cl4-BZ#77 | 0.325 | | ug/kg | 0.188 | 0.094 | 1 |
| Cl6-BZ#143/#139 | ND | | ug/kg | 0.377 | 0.188 | 1 |
| Cl5-BZ#124 | ND | | ug/kg | 0.188 | 0.094 | 1 |
| Cl6-BZ#140 | ND | | ug/kg | 0.188 | 0.094 | 1 |
| Cl5-BZ#108 | ND | | ug/kg | 0.188 | 0.094 | 1 |
| Cl5-BZ#107/#123 | 0.536 | | ug/kg | 0.377 | 0.188 | 1 |
| Cl7-BZ#188-Cal/RTW | ND | | ug/kg | 0.188 | 0.094 | 1 |
| Cl6-BZ#134 | ND | | ug/kg | 0.188 | 0.094 | 1 |
| Cl5-BZ#106 | ND | | ug/kg | 0.188 | 0.094 | 1 |
| Cl6-BZ#133 | 0.111 | J | ug/kg | 0.188 | 0.094 | 1 |
| Cl6-BZ#142 | ND | | ug/kg | 0.188 | 0.094 | 1 |
| Cl5-BZ#118 | 4.30 | | ug/kg | 0.188 | 0.094 | 1 |
| Cl6-BZ#131 | ND | | ug/kg | 0.188 | 0.094 | 1 |
| Cl7-BZ#184 | ND | | ug/kg | 0.188 | 0.094 | 1 |
| Cl6-BZ#165 | ND | | ug/kg | 0.188 | 0.094 | 1 |
| Cl6-BZ#146 | 0.684 | | ug/kg | 0.188 | 0.094 | 1 |
| Cl6-BZ#161 | ND | | ug/kg | 0.188 | 0.094 | 1 |
| Cl5-BZ#122 | ND | | ug/kg | 0.188 | 0.094 | 1 |
| Cl6-BZ#168 | ND | | ug/kg | 0.188 | 0.094 | 1 |
| Cl5-BZ#114 | ND | | ug/kg | 0.188 | 0.094 | 1 |
| Cl6-BZ#153 | 3.48 | | ug/kg | 0.188 | 0.094 | 1 |
| Cl6-BZ#132 | 0.908 | | ug/kg | 0.188 | 0.094 | 1 |
| Cl7-BZ#179 | 0.110 | J | ug/kg | 0.188 | 0.094 | 1 |
| Cl6-BZ#141 | 0.310 | | ug/kg | 0.188 | 0.094 | 1 |
| Cl7-BZ#176 | ND | | ug/kg | 0.188 | 0.094 | 1 |
| Cl5-BZ#105 | 0.941 | | ug/kg | 0.188 | 0.094 | 1 |
| Cl6-BZ#137 | ND | | ug/kg | 0.188 | 0.094 | 1 |
| Cl5-BZ#127 | ND | | ug/kg | 0.188 | 0.094 | 1 |

**Project Name:** NEW BEDFORD HARBOR-LTM **Lab Number:** L2040925

**Project Number:** 60597627 **Report Date:** 10/19/20

## SAMPLE RESULTS

Lab ID: L2040925-06 Date Collected: 09/25/20 13:36

Client ID: S-332-20FSP20-01 Date Received: 09/28/20

Sample Location: NEW BEDFORD, MA Field Prep: Not Specified

Sample Depth:

| Parameter | Result | Qualifier | Units | RL | MDL | Dilution Factor |
|---|---|---|---|---|---|---|
| PCB Congeners/Homologs - Mansfield Lab | | | | | | |
| Cl7-BZ#186 | ND | | ug/kg | 0.188 | 0.094 | 1 |
| Cl6-BZ#130/#164 | 0.491 | | ug/kg | 0.377 | 0.188 | 1 |
| Cl7-BZ#178 | ND | | ug/kg | 0.188 | 0.094 | 1 |
| Cl6-BZ#138 | 2.42 | | ug/kg | 0.188 | 0.094 | 1 |
| Cl6-BZ#163/#160 | 0.845 | | ug/kg | 0.377 | 0.188 | 1 |
| Cl6-BZ#129/#158 | 0.461 | | ug/kg | 0.377 | 0.188 | 1 |
| Cl7-BZ#182/#175 | ND | | ug/kg | 0.377 | 0.188 | 1 |
| Cl7-BZ#187 | 0.470 | | ug/kg | 0.188 | 0.094 | 1 |
| Cl7-BZ#183 | 0.279 | | ug/kg | 0.188 | 0.094 | 1 |
| Cl6-BZ#166 | ND | | ug/kg | 0.188 | 0.094 | 1 |
| Cl6-BZ#159 | ND | | ug/kg | 0.188 | 0.094 | 1 |
| Cl5-BZ#126 | ND | | ug/kg | 0.188 | 0.094 | 1 |
| Cl7-BZ#185 | ND | | ug/kg | 0.188 | 0.094 | 1 |
| Cl6-BZ#162 | ND | | ug/kg | 0.188 | 0.094 | 1 |
| Cl7-BZ#174 | 0.185 | J | ug/kg | 0.188 | 0.094 | 1 |
| Cl6-BZ#128 | 0.939 | | ug/kg | 0.188 | 0.094 | 1 |
| Cl8-BZ#202 | ND | | ug/kg | 0.188 | 0.094 | 1 |
| Cl6-BZ#167 | 0.230 | | ug/kg | 0.188 | 0.094 | 1 |
| Cl7-BZ#181 | ND | | ug/kg | 0.188 | 0.094 | 1 |
| Cl7-BZ#177 | 0.259 | | ug/kg | 0.188 | 0.094 | 1 |
| Cl8-BZ#204/#200-CAL | ND | | ug/kg | 0.377 | 0.188 | 1 |
| Cl7-BZ#171 | ND | | ug/kg | 0.188 | 0.094 | 1 |
| Cl7-BZ#173 | ND | | ug/kg | 0.188 | 0.094 | 1 |
| Cl8-BZ#197 | ND | | ug/kg | 0.188 | 0.094 | 1 |
| Cl7-BZ#172 | ND | | ug/kg | 0.188 | 0.094 | 1 |
| Cl7-BZ#192 | ND | | ug/kg | 0.188 | 0.094 | 1 |
| Cl6-BZ#156 | 0.533 | | ug/kg | 0.188 | 0.094 | 1 |
| Cl6-BZ#157 | 0.224 | | ug/kg | 0.188 | 0.094 | 1 |
| Cl7-BZ#180 | 0.548 | | ug/kg | 0.188 | 0.094 | 1 |
| Cl7-BZ#193 | ND | | ug/kg | 0.188 | 0.094 | 1 |
| Cl8-BZ#199 | ND | | ug/kg | 0.188 | 0.094 | 1 |
| Cl7-BZ#191 | ND | | ug/kg | 0.188 | 0.094 | 1 |
| Cl8-BZ#198 | ND | | ug/kg | 0.188 | 0.094 | 1 |
| Cl8-BZ#201 | ND | | ug/kg | 0.188 | 0.094 | 1 |
| Cl7-BZ#170 | 0.478 | | ug/kg | 0.188 | 0.094 | 1 |
| Cl7-BZ#190 | 0.112 | J | ug/kg | 0.188 | 0.094 | 1 |
| Cl8-BZ#196 | ND | | ug/kg | 0.188 | 0.094 | 1 |

**Project Name:** NEW BEDFORD HARBOR-LTM **Lab Number:** L2040925

**Project Number:** 60597627 **Report Date:** 10/19/20

## SAMPLE RESULTS

Lab ID: L2040925-06 Date Collected: 09/25/20 13:36

Client ID: S-332-20FSP20-01 Date Received: 09/28/20

Sample Location: NEW BEDFORD, MA Field Prep: Not Specified

Sample Depth:

| Parameter | Result | Qualifier | Units | RL | MDL | Dilution Factor |
|---|---|---|---|---|---|---|
| PCB Congeners/Homologs - Mansfield Lab | | | | | | |
| Cl8-BZ#203 | ND | | ug/kg | 0.188 | 0.094 | 1 |
| Cl6-BZ#169 | ND | | ug/kg | 0.188 | 0.094 | 1 |
| Cl9-BZ#208 | 0.264 | | ug/kg | 0.188 | 0.094 | 1 |
| Cl9-BZ#207 | ND | | ug/kg | 0.188 | 0.094 | 1 |
| Cl7-BZ#189 | ND | | ug/kg | 0.188 | 0.094 | 1 |
| Cl8-BZ#195 | ND | | ug/kg | 0.188 | 0.094 | 1 |
| Cl8-BZ#194 | ND | | ug/kg | 0.188 | 0.094 | 1 |
| Cl8-BZ#205 | ND | | ug/kg | 0.188 | 0.094 | 1 |
| Cl9-BZ#206-Cal/RTW | ND | | ug/kg | 0.188 | 0.094 | 1 |
| Cl10-BZ#209-Cal/RTW | 2.01 | | ug/kg | 0.188 | 0.094 | 1 |
| Monochlorobiphenyls | ND | | ug/kg | 0.188 | 0.094 | 1 |
| Dichlorobiphenyls | 1.81 | | ug/kg | 0.188 | 0.094 | 1 |
| Trichlorobiphenyls | 9.21 | | ug/kg | 0.188 | 0.094 | 1 |
| Tetrachlorobiphenyls | 16.7 | | ug/kg | 0.188 | 0.094 | 1 |
| Pentachlorobiphenyls | 21.4 | | ug/kg | 0.188 | 0.094 | 1 |
| Hexachlorobiphenyls | 14.7 | | ug/kg | 0.188 | 0.094 | 1 |
| Heptachlorobiphenyls | 2.44 | | ug/kg | 0.188 | 0.094 | 1 |
| Octachlorobiphenyls | ND | | ug/kg | 0.188 | 0.094 | 1 |
| Nonachlorobiphenyls | 0.264 | | ug/kg | 0.188 | 0.094 | 1 |
| Decachlorobiphenyl | 2.01 | | ug/kg | 0.188 | 0.094 | 1 |
| Total PCB | 68.5 | | ug/kg | 0.188 | NA | 1 |

| Surrogate | % Recovery | Qualifier | Acceptance Criteria |
|---|---|---|---|
| Cl3-BZ#19-C13 (surr) | 75 | | 50-125 |
| Cl8-BZ#202-C13 (surr) | 83 | | 50-125 |

**Project Name:** NEW BEDFORD HARBOR-LTM
**Project Number:** 60597627
**Lab Number:** L2040925
**Report Date:** 10/19/20

## SAMPLE RESULTS

Lab ID: L2040925-07
Client ID: S-333-20FSP20-01
Sample Location: NEW BEDFORD, MA

Date Collected: 09/25/20 10:55
Date Received: 09/28/20
Field Prep: Not Specified

Sample Depth:
Matrix: Sediment
Analytical Method: 105,8270D-SIM/680(M)
Analytical Date: 10/15/20 09:18
Analyst: MJS
Percent Solids: 99%

Extraction Method: EPA 3570
Extraction Date: 10/02/20 16:30
Cleanup Method: EPA 3630
Cleanup Date: 10/12/20

| Parameter | Result | Qualifier | Units | RL | MDL | Dilution Factor |
|---|---|---|---|---|---|---|
| PCB Congeners/Homologs - Mansfield Lab | | | | | | |
| Cl1-BZ#1-Cal/RTW | 0.131 | J | ug/kg | 0.190 | 0.095 | 1 |
| Cl1-BZ#2 | ND | | ug/kg | 0.190 | 0.095 | 1 |
| Cl1-BZ#3 | ND | | ug/kg | 0.190 | 0.095 | 1 |
| Cl2-BZ#4/#10 | ND | | ug/kg | 0.380 | 0.190 | 1 |
| Cl2-BZ#9 | ND | | ug/kg | 0.190 | 0.095 | 1 |
| Cl2-BZ#7 | ND | | ug/kg | 0.190 | 0.095 | 1 |
| Cl2-BZ#6 | 0.329 | | ug/kg | 0.190 | 0.095 | 1 |
| Cl2-BZ#5 | ND | | ug/kg | 0.190 | 0.095 | 1 |
| Cl2-BZ#8 | 0.921 | | ug/kg | 0.190 | 0.095 | 1 |
| Cl3-BZ#19 | 0.157 | J | ug/kg | 0.190 | 0.095 | 1 |
| Cl2-BZ#14 | ND | | ug/kg | 0.190 | 0.095 | 1 |
| Cl3-BZ#30 | ND | | ug/kg | 0.190 | 0.095 | 1 |
| Cl3-BZ#18 | 0.706 | | ug/kg | 0.190 | 0.095 | 1 |
| Cl2-BZ#11 | 0.448 | | ug/kg | 0.190 | 0.095 | 1 |
| Cl3-BZ#17 | 0.457 | | ug/kg | 0.190 | 0.095 | 1 |
| Cl2-BZ#12 | ND | | ug/kg | 0.190 | 0.095 | 1 |
| Cl3-BZ#27 | 0.135 | J | ug/kg | 0.190 | 0.095 | 1 |
| Cl2-BZ#13 | 0.191 | J | ug/kg | 0.380 | 0.190 | 1 |
| Cl3-BZ#24 | ND | | ug/kg | 0.190 | 0.095 | 1 |
| Cl3-BZ#16 | 0.162 | J | ug/kg | 0.190 | 0.095 | 1 |
| Cl3-BZ#32 | 0.415 | | ug/kg | 0.190 | 0.095 | 1 |
| Cl2-BZ#15 | 0.890 | | ug/kg | 0.190 | 0.095 | 1 |
| Cl3-BZ#34 | ND | | ug/kg | 0.190 | 0.095 | 1 |
| Cl3-BZ#23 | ND | | ug/kg | 0.190 | 0.095 | 1 |
| Cl4-BZ#54 | ND | | ug/kg | 0.190 | 0.095 | 1 |
| Cl3-BZ#29-Cal | ND | | ug/kg | 0.190 | 0.095 | 1 |
| Cl4-BZ#50-Cal | ND | | ug/kg | 0.190 | 0.095 | 1 |
| Cl3-BZ#26 | 0.956 | | ug/kg | 0.190 | 0.095 | 1 |

**Project Name:** NEW BEDFORD HARBOR-LTM **Lab Number:** L2040925

**Project Number:** 60597627 **Report Date:** 10/19/20

## SAMPLE RESULTS

Lab ID: L2040925-07 Date Collected: 09/25/20 10:55

Client ID: S-333-20FSP20-01 Date Received: 09/28/20

Sample Location: NEW BEDFORD, MA Field Prep: Not Specified

Sample Depth:

| Parameter | Result | Qualifier | Units | RL | MDL | Dilution Factor |
|---|---|---|---|---|---|---|
| PCB Congeners/Homologs - Mansfield Lab | | | | | | |
| Cl3-BZ#25 | 0.750 | | ug/kg | 0.190 | 0.095 | 1 |
| Cl4-BZ#53 | 0.423 | | ug/kg | 0.190 | 0.095 | 1 |
| Cl3-BZ#-31 | 1.73 | | ug/kg | 0.190 | 0.095 | 1 |
| Cl3-BZ#28 | 2.74 | | ug/kg | 0.190 | 0.095 | 1 |
| Cl3-BZ#33 | 0.716 | | ug/kg | 0.190 | 0.095 | 1 |
| Cl4-BZ#51 | 0.172 | J | ug/kg | 0.190 | 0.095 | 1 |
| Cl3-BZ#21/#20 | ND | | ug/kg | 0.380 | 0.190 | 1 |
| Cl4-BZ#45 | ND | | ug/kg | 0.190 | 0.095 | 1 |
| Cl3-BZ#22 | 0.650 | | ug/kg | 0.190 | 0.095 | 1 |
| Cl4-BZ#73/#46 | ND | | ug/kg | 0.380 | 0.190 | 1 |
| Cl4-BZ#69 | ND | | ug/kg | 0.190 | 0.095 | 1 |
| Cl4-BZ#43 | ND | | ug/kg | 0.190 | 0.095 | 1 |
| Cl3-BZ#36 | ND | | ug/kg | 0.190 | 0.095 | 1 |
| Cl4-BZ#52 | 2.44 | | ug/kg | 0.190 | 0.095 | 1 |
| Cl4-BZ#48 | 0.252 | | ug/kg | 0.190 | 0.095 | 1 |
| Cl4-BZ#49 | 2.68 | | ug/kg | 0.190 | 0.095 | 1 |
| Cl5-BZ#104 | ND | | ug/kg | 0.190 | 0.095 | 1 |
| Cl4-BZ#47 | 1.08 | | ug/kg | 0.190 | 0.095 | 1 |
| Cl4-BZ#65/#75/#62 | ND | | ug/kg | 0.571 | 0.285 | 1 |
| Cl3-BZ#39 | ND | | ug/kg | 0.190 | 0.095 | 1 |
| Cl3-BZ#38 | ND | | ug/kg | 0.190 | 0.095 | 1 |
| Cl4-BZ#44 | 1.05 | | ug/kg | 0.190 | 0.095 | 1 |
| Cl4-BZ#59 | 0.182 | J | ug/kg | 0.190 | 0.095 | 1 |
| Cl4-BZ#42 | 0.726 | | ug/kg | 0.190 | 0.095 | 1 |
| Cl4-BZ#71 | 0.608 | | ug/kg | 0.190 | 0.095 | 1 |
| Cl3-BZ#35 | 0.125 | J | ug/kg | 0.190 | 0.095 | 1 |
| Cl4-BZ#41 | ND | | ug/kg | 0.190 | 0.095 | 1 |
| Cl4-BZ#72 | 0.135 | J | ug/kg | 0.190 | 0.095 | 1 |
| Cl5-BZ#96 | ND | | ug/kg | 0.190 | 0.095 | 1 |
| Cl5-BZ#103 | 0.183 | J | ug/kg | 0.190 | 0.095 | 1 |
| Cl4-BZ#68/#64 | 0.691 | | ug/kg | 0.380 | 0.190 | 1 |
| Cl4-BZ#40 | ND | | ug/kg | 0.190 | 0.095 | 1 |
| Cl3-BZ#37 | 0.892 | | ug/kg | 0.190 | 0.095 | 1 |
| Cl5-BZ#100 | ND | | ug/kg | 0.190 | 0.095 | 1 |
| Cl5-BZ#94 | ND | | ug/kg | 0.190 | 0.095 | 1 |
| Cl4-BZ#57 | ND | | ug/kg | 0.190 | 0.095 | 1 |
| Cl4-BZ#67/#58 | 0.223 | J | ug/kg | 0.380 | 0.190 | 1 |

**Project Name:** NEW BEDFORD HARBOR-LTM **Lab Number:** L2040925

**Project Number:** 60597627 **Report Date:** 10/19/20

## SAMPLE RESULTS

Lab ID: L2040925-07 Date Collected: 09/25/20 10:55

Client ID: S-333-20FSP20-01 Date Received: 09/28/20

Sample Location: NEW BEDFORD, MA Field Prep: Not Specified

Sample Depth:

| Parameter | Result | Qualifier | Units | RL | MDL | Dilution Factor |
|---|---|---|---|---|---|---|
| PCB Congeners/Homologs - Mansfield Lab | | | | | | |
| Cl5-BZ#102 | ND | | ug/kg | 0.190 | 0.095 | 1 |
| Cl4-BZ#61 | ND | | ug/kg | 0.190 | 0.095 | 1 |
| Cl5-BZ#98 | ND | | ug/kg | 0.190 | 0.095 | 1 |
| Cl4-BZ#76 | ND | | ug/kg | 0.190 | 0.095 | 1 |
| Cl5-BZ#93 | ND | | ug/kg | 0.190 | 0.095 | 1 |
| Cl4-BZ#63 | ND | | ug/kg | 0.190 | 0.095 | 1 |
| Cl5-BZ#121/#95/#88 | 1.92 | | ug/kg | 0.571 | 0.285 | 1 |
| Cl4-BZ#74 | 1.11 | | ug/kg | 0.190 | 0.095 | 1 |
| Cl6-BZ#155 | ND | | ug/kg | 0.190 | 0.095 | 1 |
| Cl4-BZ#70 | 2.30 | | ug/kg | 0.190 | 0.095 | 1 |
| Cl5-BZ#91 | 0.853 | | ug/kg | 0.190 | 0.095 | 1 |
| Cl4-BZ#66 | 3.20 | | ug/kg | 0.190 | 0.095 | 1 |
| Cl4-BZ#80 | ND | | ug/kg | 0.190 | 0.095 | 1 |
| Cl4-BZ#55 | ND | | ug/kg | 0.190 | 0.095 | 1 |
| Cl5-BZ#92 | 0.823 | | ug/kg | 0.190 | 0.095 | 1 |
| Cl5-BZ#89/#84 | 0.592 | | ug/kg | 0.380 | 0.190 | 1 |
| Cl5-BZ#101/#90 | 4.55 | | ug/kg | 0.380 | 0.190 | 1 |
| Cl4-BZ#56 | 0.769 | | ug/kg | 0.190 | 0.095 | 1 |
| Cl5-BZ#113 | ND | | ug/kg | 0.190 | 0.095 | 1 |
| Cl5-BZ#99 | 3.74 | | ug/kg | 0.190 | 0.095 | 1 |
| Cl6-BZ#150 | ND | | ug/kg | 0.190 | 0.095 | 1 |
| Cl4-BZ#60 | 0.248 | | ug/kg | 0.190 | 0.095 | 1 |
| Cl6-BZ#152 | ND | | ug/kg | 0.190 | 0.095 | 1 |
| Cl5-BZ#119 | 0.326 | | ug/kg | 0.190 | 0.095 | 1 |
| Cl5-BZ#83/#125/#112 | 0.343 | J | ug/kg | 0.571 | 0.285 | 1 |
| Cl5-BZ#86/#109 | ND | | ug/kg | 0.380 | 0.190 | 1 |
| Cl6-BZ#145 | ND | | ug/kg | 0.190 | 0.095 | 1 |
| Cl5-BZ#97 | 1.52 | | ug/kg | 0.190 | 0.095 | 1 |
| Cl6-BZ#148 | ND | | ug/kg | 0.190 | 0.095 | 1 |
| Cl4-BZ#79 | ND | | ug/kg | 0.190 | 0.095 | 1 |
| Cl5-BZ#116 | ND | | ug/kg | 0.190 | 0.095 | 1 |
| Cl6-BZ#154-Cal | 0.197 | | ug/kg | 0.190 | 0.095 | 1 |
| Cl4-BZ#78 | ND | | ug/kg | 0.190 | 0.095 | 1 |
| Cl5-BZ#87/#111 | 0.849 | | ug/kg | 0.380 | 0.190 | 1 |
| Cl6-BZ#136 | 0.379 | | ug/kg | 0.190 | 0.095 | 1 |
| Cl5-BZ#117 | ND | | ug/kg | 0.190 | 0.095 | 1 |
| Cl5-BZ#115 | ND | | ug/kg | 0.190 | 0.095 | 1 |

**Project Name:** NEW BEDFORD HARBOR-LTM **Lab Number:** L2040925

**Project Number:** 60597627 **Report Date:** 10/19/20

## SAMPLE RESULTS

Lab ID: L2040925-07 Date Collected: 09/25/20 10:55

Client ID: S-333-20FSP20-01 Date Received: 09/28/20

Sample Location: NEW BEDFORD, MA Field Prep: Not Specified

Sample Depth:

| Parameter | Result | Qualifier | Units | RL | MDL | Dilution Factor |
|---|---|---|---|---|---|---|
| PCB Congeners/Homologs - Mansfield Lab | | | | | | |
| Cl5-BZ#85 | ND | | ug/kg | 0.190 | 0.095 | 1 |
| Cl5-BZ#120 | ND | | ug/kg | 0.190 | 0.095 | 1 |
| Cl5-BZ#110 | 4.20 | | ug/kg | 0.190 | 0.095 | 1 |
| Cl4-BZ#81 | ND | | ug/kg | 0.190 | 0.095 | 1 |
| Cl6-BZ#151 | 0.340 | | ug/kg | 0.190 | 0.095 | 1 |
| Cl6-BZ#135 | 0.400 | | ug/kg | 0.190 | 0.095 | 1 |
| Cl5-BZ#82 | ND | | ug/kg | 0.190 | 0.095 | 1 |
| Cl6-BZ#144 | 0.101 | J | ug/kg | 0.190 | 0.095 | 1 |
| Cl6-BZ#147/#149 | 2.90 | | ug/kg | 0.380 | 0.190 | 1 |
| Cl4-BZ#77 | 0.380 | | ug/kg | 0.190 | 0.095 | 1 |
| Cl6-BZ#143/#139 | ND | | ug/kg | 0.380 | 0.190 | 1 |
| Cl5-BZ#124 | ND | | ug/kg | 0.190 | 0.095 | 1 |
| Cl6-BZ#140 | ND | | ug/kg | 0.190 | 0.095 | 1 |
| Cl5-BZ#108 | ND | | ug/kg | 0.190 | 0.095 | 1 |
| Cl5-BZ#107/#123 | 0.628 | | ug/kg | 0.380 | 0.190 | 1 |
| Cl7-BZ#188-Cal/RTW | ND | | ug/kg | 0.190 | 0.095 | 1 |
| Cl6-BZ#134 | ND | | ug/kg | 0.190 | 0.095 | 1 |
| Cl5-BZ#106 | ND | | ug/kg | 0.190 | 0.095 | 1 |
| Cl6-BZ#133 | 0.116 | J | ug/kg | 0.190 | 0.095 | 1 |
| Cl6-BZ#142 | ND | | ug/kg | 0.190 | 0.095 | 1 |
| Cl5-BZ#118 | 5.53 | | ug/kg | 0.190 | 0.095 | 1 |
| Cl6-BZ#131 | ND | | ug/kg | 0.190 | 0.095 | 1 |
| Cl7-BZ#184 | ND | | ug/kg | 0.190 | 0.095 | 1 |
| Cl6-BZ#165 | ND | | ug/kg | 0.190 | 0.095 | 1 |
| Cl6-BZ#146 | 0.985 | | ug/kg | 0.190 | 0.095 | 1 |
| Cl6-BZ#161 | ND | | ug/kg | 0.190 | 0.095 | 1 |
| Cl5-BZ#122 | ND | | ug/kg | 0.190 | 0.095 | 1 |
| Cl6-BZ#168 | ND | | ug/kg | 0.190 | 0.095 | 1 |
| Cl5-BZ#114 | ND | | ug/kg | 0.190 | 0.095 | 1 |
| Cl6-BZ#153 | 5.11 | | ug/kg | 0.190 | 0.095 | 1 |
| Cl6-BZ#132 | 0.878 | | ug/kg | 0.190 | 0.095 | 1 |
| Cl7-BZ#179 | 0.218 | | ug/kg | 0.190 | 0.095 | 1 |
| Cl6-BZ#141 | 0.269 | | ug/kg | 0.190 | 0.095 | 1 |
| Cl7-BZ#176 | 0.107 | J | ug/kg | 0.190 | 0.095 | 1 |
| Cl5-BZ#105 | 1.27 | | ug/kg | 0.190 | 0.095 | 1 |
| Cl6-BZ#137 | 0.304 | | ug/kg | 0.190 | 0.095 | 1 |
| Cl5-BZ#127 | ND | | ug/kg | 0.190 | 0.095 | 1 |

**Project Name:** NEW BEDFORD HARBOR-LTM **Lab Number:** L2040925

**Project Number:** 60597627 **Report Date:** 10/19/20

## SAMPLE RESULTS

Lab ID: L2040925-07 Date Collected: 09/25/20 10:55

Client ID: S-333-20FSP20-01 Date Received: 09/28/20

Sample Location: NEW BEDFORD, MA Field Prep: Not Specified

Sample Depth:

| Parameter | Result | Qualifier | Units | RL | MDL | Dilution Factor |
|---|---|---|---|---|---|---|
| PCB Congeners/Homologs - Mansfield Lab | | | | | | |
| Cl7-BZ#186 | ND | | ug/kg | 0.190 | 0.095 | 1 |
| Cl6-BZ#130/#164 | 0.573 | | ug/kg | 0.380 | 0.190 | 1 |
| Cl7-BZ#178 | 0.154 | J | ug/kg | 0.190 | 0.095 | 1 |
| Cl6-BZ#138 | 3.29 | | ug/kg | 0.190 | 0.095 | 1 |
| Cl6-BZ#163/#160 | 1.40 | | ug/kg | 0.380 | 0.190 | 1 |
| Cl6-BZ#129/#158 | 0.483 | | ug/kg | 0.380 | 0.190 | 1 |
| Cl7-BZ#182/#175 | ND | | ug/kg | 0.380 | 0.190 | 1 |
| Cl7-BZ#187 | 0.632 | | ug/kg | 0.190 | 0.095 | 1 |
| Cl7-BZ#183 | 0.296 | | ug/kg | 0.190 | 0.095 | 1 |
| Cl6-BZ#166 | ND | | ug/kg | 0.190 | 0.095 | 1 |
| Cl6-BZ#159 | ND | | ug/kg | 0.190 | 0.095 | 1 |
| Cl5-BZ#126 | ND | | ug/kg | 0.190 | 0.095 | 1 |
| Cl7-BZ#185 | ND | | ug/kg | 0.190 | 0.095 | 1 |
| Cl6-BZ#162 | ND | | ug/kg | 0.190 | 0.095 | 1 |
| Cl7-BZ#174 | 0.392 | | ug/kg | 0.190 | 0.095 | 1 |
| Cl6-BZ#128 | 1.08 | | ug/kg | 0.190 | 0.095 | 1 |
| Cl8-BZ#202 | ND | | ug/kg | 0.190 | 0.095 | 1 |
| Cl6-BZ#167 | 0.226 | | ug/kg | 0.190 | 0.095 | 1 |
| Cl7-BZ#181 | ND | | ug/kg | 0.190 | 0.095 | 1 |
| Cl7-BZ#177 | 0.405 | | ug/kg | 0.190 | 0.095 | 1 |
| Cl8-BZ#204/#200-CAL | ND | | ug/kg | 0.380 | 0.190 | 1 |
| Cl7-BZ#171 | ND | | ug/kg | 0.190 | 0.095 | 1 |
| Cl7-BZ#173 | ND | | ug/kg | 0.190 | 0.095 | 1 |
| Cl8-BZ#197 | ND | | ug/kg | 0.190 | 0.095 | 1 |
| Cl7-BZ#172 | ND | | ug/kg | 0.190 | 0.095 | 1 |
| Cl7-BZ#192 | ND | | ug/kg | 0.190 | 0.095 | 1 |
| Cl6-BZ#156 | 0.613 | | ug/kg | 0.190 | 0.095 | 1 |
| Cl6-BZ#157 | 0.277 | | ug/kg | 0.190 | 0.095 | 1 |
| Cl7-BZ#180 | 0.699 | | ug/kg | 0.190 | 0.095 | 1 |
| Cl7-BZ#193 | 0.109 | J | ug/kg | 0.190 | 0.095 | 1 |
| Cl8-BZ#199 | ND | | ug/kg | 0.190 | 0.095 | 1 |
| Cl7-BZ#191 | ND | | ug/kg | 0.190 | 0.095 | 1 |
| Cl8-BZ#198 | ND | | ug/kg | 0.190 | 0.095 | 1 |
| Cl8-BZ#201 | ND | | ug/kg | 0.190 | 0.095 | 1 |
| Cl7-BZ#170 | 0.752 | | ug/kg | 0.190 | 0.095 | 1 |
| Cl7-BZ#190 | 0.144 | J | ug/kg | 0.190 | 0.095 | 1 |
| Cl8-BZ#196 | ND | | ug/kg | 0.190 | 0.095 | 1 |

**Project Name:** NEW BEDFORD HARBOR-LTM **Lab Number:** L2040925

**Project Number:** 60597627 **Report Date:** 10/19/20

## SAMPLE RESULTS

Lab ID: L2040925-07 Date Collected: 09/25/20 10:55

Client ID: S-333-20FSP20-01 Date Received: 09/28/20

Sample Location: NEW BEDFORD, MA Field Prep: Not Specified

Sample Depth:

| Parameter | Result | Qualifier | Units | RL | MDL | Dilution Factor |
|---|---|---|---|---|---|---|
| PCB Congeners/Homologs - Mansfield Lab | | | | | | |
| Cl8-BZ#203 | ND | | ug/kg | 0.190 | 0.095 | 1 |
| Cl6-BZ#169 | ND | | ug/kg | 0.190 | 0.095 | 1 |
| Cl9-BZ#208 | ND | | ug/kg | 0.190 | 0.095 | 1 |
| Cl9-BZ#207 | ND | | ug/kg | 0.190 | 0.095 | 1 |
| Cl7-BZ#189 | ND | | ug/kg | 0.190 | 0.095 | 1 |
| Cl8-BZ#195 | ND | | ug/kg | 0.190 | 0.095 | 1 |
| Cl8-BZ#194 | ND | | ug/kg | 0.190 | 0.095 | 1 |
| Cl8-BZ#205 | ND | | ug/kg | 0.190 | 0.095 | 1 |
| Cl9-BZ#206-Cal/RTW | ND | | ug/kg | 0.190 | 0.095 | 1 |
| Cl10-BZ#209-Cal/RTW | ND | | ug/kg | 0.190 | 0.095 | 1 |
| Monochlorobiphenyls | 0.131 | J | ug/kg | 0.190 | 0.095 | 1 |
| Dichlorobiphenyls | 2.78 | | ug/kg | 0.190 | 0.095 | 1 |
| Trichlorobiphenyls | 10.6 | | ug/kg | 0.190 | 0.095 | 1 |
| Tetrachlorobiphenyls | 18.7 | | ug/kg | 0.190 | 0.095 | 1 |
| Pentachlorobiphenyls | 27.3 | | ug/kg | 0.190 | 0.095 | 1 |
| Hexachlorobiphenyls | 19.9 | | ug/kg | 0.190 | 0.095 | 1 |
| Heptachlorobiphenyls | 3.91 | | ug/kg | 0.190 | 0.095 | 1 |
| Octachlorobiphenyls | ND | | ug/kg | 0.190 | 0.095 | 1 |
| Nonachlorobiphenyls | ND | | ug/kg | 0.190 | 0.095 | 1 |
| Decachlorobiphenyl | ND | | ug/kg | 0.190 | 0.095 | 1 |
| Total PCB | 83.3 | | ug/kg | 0.190 | NA | 1 |

| Surrogate | % Recovery | Qualifier | Acceptance Criteria |
|---|---|---|---|
| Cl3-BZ#19-C13 (surr) | 85 | | 50-125 |
| Cl8-BZ#202-C13 (surr) | 93 | | 50-125 |

**Project Name:** NEW BEDFORD HARBOR-LTM
**Project Number:** 60597627
**Lab Number:** L2040925
**Report Date:** 10/19/20

## SAMPLE RESULTS

Lab ID: L2040925-08
Client ID: S-334-20FSP20-01
Sample Location: NEW BEDFORD, MA

Date Collected: 09/25/20 12:14
Date Received: 09/28/20
Field Prep: Not Specified

Sample Depth:
Matrix: Sediment
Analytical Method: 105,8270D-SIM/680(M)
Analytical Date: 10/15/20 10:33
Analyst: MJS
Percent Solids: 98%

Extraction Method: EPA 3570
Extraction Date: 10/02/20 16:30
Cleanup Method: EPA 3630
Cleanup Date: 10/12/20

| Parameter | Result | Qualifier | Units | RL | MDL | Dilution Factor |
|---|---|---|---|---|---|---|
| PCB Congeners/Homologs - Mansfield Lab | | | | | | |
| Cl1-BZ#1-Cal/RTW | 0.216 | | ug/kg | 0.203 | 0.101 | 1 |
| Cl1-BZ#2 | 0.134 | J | ug/kg | 0.203 | 0.101 | 1 |
| Cl1-BZ#3 | 0.149 | J | ug/kg | 0.203 | 0.101 | 1 |
| Cl2-BZ#4/#10 | 0.363 | J | ug/kg | 0.406 | 0.203 | 1 |
| Cl2-BZ#9 | 0.142 | J | ug/kg | 0.203 | 0.101 | 1 |
| Cl2-BZ#7 | 0.131 | J | ug/kg | 0.203 | 0.101 | 1 |
| Cl2-BZ#6 | 0.699 | | ug/kg | 0.203 | 0.101 | 1 |
| Cl2-BZ#5 | ND | | ug/kg | 0.203 | 0.101 | 1 |
| Cl2-BZ#8 | 2.03 | | ug/kg | 0.203 | 0.101 | 1 |
| Cl3-BZ#19 | 0.160 | J | ug/kg | 0.203 | 0.101 | 1 |
| Cl2-BZ#14 | ND | | ug/kg | 0.203 | 0.101 | 1 |
| Cl3-BZ#30 | ND | | ug/kg | 0.203 | 0.101 | 1 |
| Cl3-BZ#18 | 1.49 | | ug/kg | 0.203 | 0.101 | 1 |
| Cl2-BZ#11 | 0.790 | | ug/kg | 0.203 | 0.101 | 1 |
| Cl3-BZ#17 | 0.905 | | ug/kg | 0.203 | 0.101 | 1 |
| Cl2-BZ#12 | 0.161 | J | ug/kg | 0.203 | 0.101 | 1 |
| Cl3-BZ#27 | 0.180 | J | ug/kg | 0.203 | 0.101 | 1 |
| Cl2-BZ#13 | 0.409 | | ug/kg | 0.406 | 0.203 | 1 |
| Cl3-BZ#24 | ND | | ug/kg | 0.203 | 0.101 | 1 |
| Cl3-BZ#16 | 0.526 | | ug/kg | 0.203 | 0.101 | 1 |
| Cl3-BZ#32 | 0.849 | | ug/kg | 0.203 | 0.101 | 1 |
| Cl2-BZ#15 | 2.06 | | ug/kg | 0.203 | 0.101 | 1 |
| Cl3-BZ#34 | ND | | ug/kg | 0.203 | 0.101 | 1 |
| Cl3-BZ#23 | ND | | ug/kg | 0.203 | 0.101 | 1 |
| Cl4-BZ#54 | ND | | ug/kg | 0.203 | 0.101 | 1 |
| Cl3-BZ#29-Cal | ND | | ug/kg | 0.203 | 0.101 | 1 |
| Cl4-BZ#50-Cal | ND | | ug/kg | 0.203 | 0.101 | 1 |
| Cl3-BZ#26 | 1.88 | | ug/kg | 0.203 | 0.101 | 1 |

**Project Name:** NEW BEDFORD HARBOR-LTM **Lab Number:** L2040925

**Project Number:** 60597627 **Report Date:** 10/19/20

## SAMPLE RESULTS

Lab ID: L2040925-08 Date Collected: 09/25/20 12:14

Client ID: S-334-20FSP20-01 Date Received: 09/28/20

Sample Location: NEW BEDFORD, MA Field Prep: Not Specified

Sample Depth:

| Parameter | Result | Qualifier | Units | RL | MDL | Dilution Factor |
|---|---|---|---|---|---|---|
| PCB Congeners/Homologs - Mansfield Lab | | | | | | |
| Cl3-BZ#25 | 1.40 | | ug/kg | 0.203 | 0.101 | 1 |
| Cl4-BZ#53 | 0.532 | | ug/kg | 0.203 | 0.101 | 1 |
| Cl3-BZ#-31 | 4.10 | | ug/kg | 0.203 | 0.101 | 1 |
| Cl3-BZ#28 | 5.87 | | ug/kg | 0.203 | 0.101 | 1 |
| Cl3-BZ#33 | 1.68 | | ug/kg | 0.203 | 0.101 | 1 |
| Cl4-BZ#51 | 0.226 | | ug/kg | 0.203 | 0.101 | 1 |
| Cl3-BZ#21/#20 | 0.215 | J | ug/kg | 0.406 | 0.203 | 1 |
| Cl4-BZ#45 | 0.267 | | ug/kg | 0.203 | 0.101 | 1 |
| Cl3-BZ#22 | 1.30 | | ug/kg | 0.203 | 0.101 | 1 |
| Cl4-BZ#73/#46 | 0.225 | J | ug/kg | 0.406 | 0.203 | 1 |
| Cl4-BZ#69 | ND | | ug/kg | 0.203 | 0.101 | 1 |
| Cl4-BZ#43 | 0.190 | J | ug/kg | 0.203 | 0.101 | 1 |
| Cl3-BZ#36 | ND | | ug/kg | 0.203 | 0.101 | 1 |
| Cl4-BZ#52 | 4.48 | | ug/kg | 0.203 | 0.101 | 1 |
| Cl4-BZ#48 | 0.342 | | ug/kg | 0.203 | 0.101 | 1 |
| Cl4-BZ#49 | 4.76 | | ug/kg | 0.203 | 0.101 | 1 |
| Cl5-BZ#104 | ND | | ug/kg | 0.203 | 0.101 | 1 |
| Cl4-BZ#47 | 1.62 | | ug/kg | 0.203 | 0.101 | 1 |
| Cl4-BZ#65/#75/#62 | ND | | ug/kg | 0.609 | 0.304 | 1 |
| Cl3-BZ#39 | ND | | ug/kg | 0.203 | 0.101 | 1 |
| Cl3-BZ#38 | ND | | ug/kg | 0.203 | 0.101 | 1 |
| Cl4-BZ#44 | 2.28 | | ug/kg | 0.203 | 0.101 | 1 |
| Cl4-BZ#59 | 0.309 | | ug/kg | 0.203 | 0.101 | 1 |
| Cl4-BZ#42 | 1.09 | | ug/kg | 0.203 | 0.101 | 1 |
| Cl4-BZ#71 | 0.920 | | ug/kg | 0.203 | 0.101 | 1 |
| Cl3-BZ#35 | 0.210 | | ug/kg | 0.203 | 0.101 | 1 |
| Cl4-BZ#41 | ND | | ug/kg | 0.203 | 0.101 | 1 |
| Cl4-BZ#72 | 0.268 | | ug/kg | 0.203 | 0.101 | 1 |
| Cl5-BZ#96 | ND | | ug/kg | 0.203 | 0.101 | 1 |
| Cl5-BZ#103 | ND | | ug/kg | 0.203 | 0.101 | 1 |
| Cl4-BZ#68/#64 | 1.33 | | ug/kg | 0.406 | 0.203 | 1 |
| Cl4-BZ#40 | ND | | ug/kg | 0.203 | 0.101 | 1 |
| Cl3-BZ#37 | 1.92 | | ug/kg | 0.203 | 0.101 | 1 |
| Cl5-BZ#100 | ND | | ug/kg | 0.203 | 0.101 | 1 |
| Cl5-BZ#94 | ND | | ug/kg | 0.203 | 0.101 | 1 |
| Cl4-BZ#57 | ND | | ug/kg | 0.203 | 0.101 | 1 |
| Cl4-BZ#67/#58 | 0.491 | | ug/kg | 0.406 | 0.203 | 1 |

**Project Name:** NEW BEDFORD HARBOR-LTM **Lab Number:** L2040925

**Project Number:** 60597627 **Report Date:** 10/19/20

## SAMPLE RESULTS

Lab ID: L2040925-08 Date Collected: 09/25/20 12:14

Client ID: S-334-20FSP20-01 Date Received: 09/28/20

Sample Location: NEW BEDFORD, MA Field Prep: Not Specified

Sample Depth:

| Parameter | Result | Qualifier | Units | RL | MDL | Dilution Factor |
|---|---|---|---|---|---|---|
| PCB Congeners/Homologs - Mansfield Lab | | | | | | |
| Cl5-BZ#102 | 0.385 | | ug/kg | 0.203 | 0.101 | 1 |
| Cl4-BZ#61 | ND | | ug/kg | 0.203 | 0.101 | 1 |
| Cl5-BZ#98 | ND | | ug/kg | 0.203 | 0.101 | 1 |
| Cl4-BZ#76 | ND | | ug/kg | 0.203 | 0.101 | 1 |
| Cl5-BZ#93 | ND | | ug/kg | 0.203 | 0.101 | 1 |
| Cl4-BZ#63 | 0.258 | | ug/kg | 0.203 | 0.101 | 1 |
| Cl5-BZ#121/#95/#88 | 3.58 | | ug/kg | 0.609 | 0.304 | 1 |
| Cl4-BZ#74 | 2.20 | | ug/kg | 0.203 | 0.101 | 1 |
| Cl6-BZ#155 | ND | | ug/kg | 0.203 | 0.101 | 1 |
| Cl4-BZ#70 | 4.74 | | ug/kg | 0.203 | 0.101 | 1 |
| Cl5-BZ#91 | 1.20 | | ug/kg | 0.203 | 0.101 | 1 |
| Cl4-BZ#66 | 6.16 | | ug/kg | 0.203 | 0.101 | 1 |
| Cl4-BZ#80 | ND | | ug/kg | 0.203 | 0.101 | 1 |
| Cl4-BZ#55 | ND | | ug/kg | 0.203 | 0.101 | 1 |
| Cl5-BZ#92 | 1.65 | | ug/kg | 0.203 | 0.101 | 1 |
| Cl5-BZ#89/#84 | 1.37 | | ug/kg | 0.406 | 0.203 | 1 |
| Cl5-BZ#101/#90 | 7.85 | | ug/kg | 0.406 | 0.203 | 1 |
| Cl4-BZ#56 | 1.62 | | ug/kg | 0.203 | 0.101 | 1 |
| Cl5-BZ#113 | ND | | ug/kg | 0.203 | 0.101 | 1 |
| Cl5-BZ#99 | 5.93 | | ug/kg | 0.203 | 0.101 | 1 |
| Cl6-BZ#150 | ND | | ug/kg | 0.203 | 0.101 | 1 |
| Cl4-BZ#60 | 0.584 | | ug/kg | 0.203 | 0.101 | 1 |
| Cl6-BZ#152 | ND | | ug/kg | 0.203 | 0.101 | 1 |
| Cl5-BZ#119 | 0.539 | | ug/kg | 0.203 | 0.101 | 1 |
| Cl5-BZ#83/#125/#112 | 0.628 | | ug/kg | 0.609 | 0.304 | 1 |
| Cl5-BZ#86/#109 | ND | | ug/kg | 0.406 | 0.203 | 1 |
| Cl6-BZ#145 | ND | | ug/kg | 0.203 | 0.101 | 1 |
| Cl5-BZ#97 | 2.55 | | ug/kg | 0.203 | 0.101 | 1 |
| Cl6-BZ#148 | ND | | ug/kg | 0.203 | 0.101 | 1 |
| Cl4-BZ#79 | ND | | ug/kg | 0.203 | 0.101 | 1 |
| Cl5-BZ#116 | ND | | ug/kg | 0.203 | 0.101 | 1 |
| Cl6-BZ#154-Cal | 0.243 | | ug/kg | 0.203 | 0.101 | 1 |
| Cl4-BZ#78 | ND | | ug/kg | 0.203 | 0.101 | 1 |
| Cl5-BZ#87/#111 | 1.41 | | ug/kg | 0.406 | 0.203 | 1 |
| Cl6-BZ#136 | 0.697 | | ug/kg | 0.203 | 0.101 | 1 |
| Cl5-BZ#117 | 0.222 | | ug/kg | 0.203 | 0.101 | 1 |
| Cl5-BZ#115 | ND | | ug/kg | 0.203 | 0.101 | 1 |

**Project Name:** NEW BEDFORD HARBOR-LTM **Lab Number:** L2040925

**Project Number:** 60597627 **Report Date:** 10/19/20

## SAMPLE RESULTS

Lab ID: L2040925-08 Date Collected: 09/25/20 12:14

Client ID: S-334-20FSP20-01 Date Received: 09/28/20

Sample Location: NEW BEDFORD, MA Field Prep: Not Specified

Sample Depth:

| Parameter | Result | Qualifier | Units | RL | MDL | Dilution Factor |
|---|---|---|---|---|---|---|
| PCB Congeners/Homologs - Mansfield Lab | | | | | | |
| Cl5-BZ#85 | 1.23 | | ug/kg | 0.203 | 0.101 | 1 |
| Cl5-BZ#120 | 0.197 | J | ug/kg | 0.203 | 0.101 | 1 |
| Cl5-BZ#110 | 8.26 | | ug/kg | 0.203 | 0.101 | 1 |
| Cl4-BZ#81 | ND | | ug/kg | 0.203 | 0.101 | 1 |
| Cl6-BZ#151 | 0.772 | | ug/kg | 0.203 | 0.101 | 1 |
| Cl6-BZ#135 | 0.851 | | ug/kg | 0.203 | 0.101 | 1 |
| Cl5-BZ#82 | 0.492 | | ug/kg | 0.203 | 0.101 | 1 |
| Cl6-BZ#144 | 0.144 | J | ug/kg | 0.203 | 0.101 | 1 |
| Cl6-BZ#147/#149 | 4.99 | | ug/kg | 0.406 | 0.203 | 1 |
| Cl4-BZ#77 | 0.770 | | ug/kg | 0.203 | 0.101 | 1 |
| Cl6-BZ#143/#139 | ND | | ug/kg | 0.406 | 0.203 | 1 |
| Cl5-BZ#124 | ND | | ug/kg | 0.203 | 0.101 | 1 |
| Cl6-BZ#140 | ND | | ug/kg | 0.203 | 0.101 | 1 |
| Cl5-BZ#108 | ND | | ug/kg | 0.203 | 0.101 | 1 |
| Cl5-BZ#107/#123 | 1.19 | | ug/kg | 0.406 | 0.203 | 1 |
| Cl7-BZ#188-Cal/RTW | ND | | ug/kg | 0.203 | 0.101 | 1 |
| Cl6-BZ#134 | 0.436 | | ug/kg | 0.203 | 0.101 | 1 |
| Cl5-BZ#106 | ND | | ug/kg | 0.203 | 0.101 | 1 |
| Cl6-BZ#133 | 0.208 | | ug/kg | 0.203 | 0.101 | 1 |
| Cl6-BZ#142 | ND | | ug/kg | 0.203 | 0.101 | 1 |
| Cl5-BZ#118 | 11.3 | | ug/kg | 0.203 | 0.101 | 1 |
| Cl6-BZ#131 | ND | | ug/kg | 0.203 | 0.101 | 1 |
| Cl7-BZ#184 | ND | | ug/kg | 0.203 | 0.101 | 1 |
| Cl6-BZ#165 | ND | | ug/kg | 0.203 | 0.101 | 1 |
| Cl6-BZ#146 | 1.70 | | ug/kg | 0.203 | 0.101 | 1 |
| Cl6-BZ#161 | ND | | ug/kg | 0.203 | 0.101 | 1 |
| Cl5-BZ#122 | ND | | ug/kg | 0.203 | 0.101 | 1 |
| Cl6-BZ#168 | ND | | ug/kg | 0.203 | 0.101 | 1 |
| Cl5-BZ#114 | 0.399 | | ug/kg | 0.203 | 0.101 | 1 |
| Cl6-BZ#153 | 8.62 | | ug/kg | 0.203 | 0.101 | 1 |
| Cl6-BZ#132 | 1.89 | | ug/kg | 0.203 | 0.101 | 1 |
| Cl7-BZ#179 | 0.251 | | ug/kg | 0.203 | 0.101 | 1 |
| Cl6-BZ#141 | 0.534 | | ug/kg | 0.203 | 0.101 | 1 |
| Cl7-BZ#176 | ND | | ug/kg | 0.203 | 0.101 | 1 |
| Cl5-BZ#105 | 2.58 | | ug/kg | 0.203 | 0.101 | 1 |
| Cl6-BZ#137 | 0.470 | | ug/kg | 0.203 | 0.101 | 1 |
| Cl5-BZ#127 | ND | | ug/kg | 0.203 | 0.101 | 1 |

**Project Name:** NEW BEDFORD HARBOR-LTM **Lab Number:** L2040925

**Project Number:** 60597627 **Report Date:** 10/19/20

## SAMPLE RESULTS

Lab ID: L2040925-08 Date Collected: 09/25/20 12:14

Client ID: S-334-20FSP20-01 Date Received: 09/28/20

Sample Location: NEW BEDFORD, MA Field Prep: Not Specified

Sample Depth:

| Parameter | Result | Qualifier | Units | RL | MDL | Dilution Factor |
|---|---|---|---|---|---|---|
| PCB Congeners/Homologs - Mansfield Lab | | | | | | |
| Cl7-BZ#186 | ND | | ug/kg | 0.203 | 0.101 | 1 |
| Cl6-BZ#130/#164 | 1.32 | | ug/kg | 0.406 | 0.203 | 1 |
| Cl7-BZ#178 | 0.241 | | ug/kg | 0.203 | 0.101 | 1 |
| Cl6-BZ#138 | 6.43 | | ug/kg | 0.203 | 0.101 | 1 |
| Cl6-BZ#163/#160 | 2.47 | | ug/kg | 0.406 | 0.203 | 1 |
| Cl6-BZ#129/#158 | 1.04 | | ug/kg | 0.406 | 0.203 | 1 |
| Cl7-BZ#182/#175 | ND | | ug/kg | 0.406 | 0.203 | 1 |
| Cl7-BZ#187 | 1.13 | | ug/kg | 0.203 | 0.101 | 1 |
| Cl7-BZ#183 | 0.488 | | ug/kg | 0.203 | 0.101 | 1 |
| Cl6-BZ#166 | ND | | ug/kg | 0.203 | 0.101 | 1 |
| Cl6-BZ#159 | ND | | ug/kg | 0.203 | 0.101 | 1 |
| Cl5-BZ#126 | ND | | ug/kg | 0.203 | 0.101 | 1 |
| Cl7-BZ#185 | ND | | ug/kg | 0.203 | 0.101 | 1 |
| Cl6-BZ#162 | ND | | ug/kg | 0.203 | 0.101 | 1 |
| Cl7-BZ#174 | 0.504 | | ug/kg | 0.203 | 0.101 | 1 |
| Cl6-BZ#128 | 2.15 | | ug/kg | 0.203 | 0.101 | 1 |
| Cl8-BZ#202 | 0.259 | | ug/kg | 0.203 | 0.101 | 1 |
| Cl6-BZ#167 | 0.516 | | ug/kg | 0.203 | 0.101 | 1 |
| Cl7-BZ#181 | ND | | ug/kg | 0.203 | 0.101 | 1 |
| Cl7-BZ#177 | 0.680 | | ug/kg | 0.203 | 0.101 | 1 |
| Cl8-BZ#204/#200-CAL | ND | | ug/kg | 0.406 | 0.203 | 1 |
| Cl7-BZ#171 | 0.306 | | ug/kg | 0.203 | 0.101 | 1 |
| Cl7-BZ#173 | ND | | ug/kg | 0.203 | 0.101 | 1 |
| Cl8-BZ#197 | ND | | ug/kg | 0.203 | 0.101 | 1 |
| Cl7-BZ#172 | ND | | ug/kg | 0.203 | 0.101 | 1 |
| Cl7-BZ#192 | ND | | ug/kg | 0.203 | 0.101 | 1 |
| Cl6-BZ#156 | 1.12 | | ug/kg | 0.203 | 0.101 | 1 |
| Cl6-BZ#157 | 0.569 | | ug/kg | 0.203 | 0.101 | 1 |
| Cl7-BZ#180 | 1.20 | | ug/kg | 0.203 | 0.101 | 1 |
| Cl7-BZ#193 | ND | | ug/kg | 0.203 | 0.101 | 1 |
| Cl8-BZ#199 | ND | | ug/kg | 0.203 | 0.101 | 1 |
| Cl7-BZ#191 | ND | | ug/kg | 0.203 | 0.101 | 1 |
| Cl8-BZ#198 | ND | | ug/kg | 0.203 | 0.101 | 1 |
| Cl8-BZ#201 | ND | | ug/kg | 0.203 | 0.101 | 1 |
| Cl7-BZ#170 | 1.25 | | ug/kg | 0.203 | 0.101 | 1 |
| Cl7-BZ#190 | ND | | ug/kg | 0.203 | 0.101 | 1 |
| Cl8-BZ#196 | ND | | ug/kg | 0.203 | 0.101 | 1 |

**Project Name:** NEW BEDFORD HARBOR-LTM **Lab Number:** L2040925

**Project Number:** 60597627 **Report Date:** 10/19/20

## SAMPLE RESULTS

Lab ID: L2040925-08 Date Collected: 09/25/20 12:14

Client ID: S-334-20FSP20-01 Date Received: 09/28/20

Sample Location: NEW BEDFORD, MA Field Prep: Not Specified

Sample Depth:

| Parameter | Result | Qualifier | Units | RL | MDL | Dilution Factor |
|---|---|---|---|---|---|---|
| PCB Congeners/Homologs - Mansfield Lab | | | | | | |
| Cl8-BZ#203 | ND | | ug/kg | 0.203 | 0.101 | 1 |
| Cl6-BZ#169 | ND | | ug/kg | 0.203 | 0.101 | 1 |
| Cl9-BZ#208 | ND | | ug/kg | 0.203 | 0.101 | 1 |
| Cl9-BZ#207 | ND | | ug/kg | 0.203 | 0.101 | 1 |
| Cl7-BZ#189 | ND | | ug/kg | 0.203 | 0.101 | 1 |
| Cl8-BZ#195 | ND | | ug/kg | 0.203 | 0.101 | 1 |
| Cl8-BZ#194 | ND | | ug/kg | 0.203 | 0.101 | 1 |
| Cl8-BZ#205 | ND | | ug/kg | 0.203 | 0.101 | 1 |
| Cl9-BZ#206-Cal/RTW | ND | | ug/kg | 0.203 | 0.101 | 1 |
| Cl10-BZ#209-Cal/RTW | ND | | ug/kg | 0.203 | 0.101 | 1 |
| Monochlorobiphenyls | 0.499 | | ug/kg | 0.203 | 0.101 | 1 |
| Dichlorobiphenyls | 6.79 | | ug/kg | 0.203 | 0.101 | 1 |
| Trichlorobiphenyls | 22.7 | | ug/kg | 0.203 | 0.101 | 1 |
| Tetrachlorobiphenyls | 35.7 | | ug/kg | 0.203 | 0.101 | 1 |
| Pentachlorobiphenyls | 53.0 | | ug/kg | 0.203 | 0.101 | 1 |
| Hexachlorobiphenyls | 37.2 | | ug/kg | 0.203 | 0.101 | 1 |
| Heptachlorobiphenyls | 6.05 | | ug/kg | 0.203 | 0.101 | 1 |
| Octachlorobiphenyls | 0.259 | | ug/kg | 0.203 | 0.101 | 1 |
| Nonachlorobiphenyls | ND | | ug/kg | 0.203 | 0.101 | 1 |
| Decachlorobiphenyl | ND | | ug/kg | 0.203 | 0.101 | 1 |
| Total PCB | 162 | | ug/kg | 0.203 | NA | 1 |

| Surrogate | % Recovery | Qualifier | Acceptance Criteria |
|---|---|---|---|
| Cl3-BZ#19-C13 (surr) | 73 | | 50-125 |
| Cl8-BZ#202-C13 (surr) | 77 | | 50-125 |

**Project Name:** NEW BEDFORD HARBOR-LTM
**Project Number:** 60597627
**Lab Number:** L2040925
**Report Date:** 10/19/20

## SAMPLE RESULTS

Lab ID: L2040925-09
Client ID: S-340-20FSP20-01
Sample Location: NEW BEDFORD, MA

Date Collected: 09/25/20 09:29
Date Received: 09/28/20
Field Prep: Not Specified

Sample Depth:
Matrix: Sediment
Analytical Method: 105,8270D-SIM/680(M)
Analytical Date: 10/15/20 11:48
Analyst: MJS
Percent Solids: 98%

Extraction Method: EPA 3570
Extraction Date: 10/02/20 16:30
Cleanup Method: EPA 3630
Cleanup Date: 10/12/20

| Parameter | Result | Qualifier | Units | RL | MDL | Dilution Factor |
|---|---|---|---|---|---|---|
| PCB Congeners/Homologs - Mansfield Lab | | | | | | |
| Cl1-BZ#1-Cal/RTW | 0.156 | J | ug/kg | 0.196 | 0.098 | 1 |
| Cl1-BZ#2 | ND | | ug/kg | 0.196 | 0.098 | 1 |
| Cl1-BZ#3 | 0.108 | J | ug/kg | 0.196 | 0.098 | 1 |
| Cl2-BZ#4/#10 | 0.227 | J | ug/kg | 0.391 | 0.196 | 1 |
| Cl2-BZ#9 | ND | | ug/kg | 0.196 | 0.098 | 1 |
| Cl2-BZ#7 | 0.099 | J | ug/kg | 0.196 | 0.098 | 1 |
| Cl2-BZ#6 | 0.450 | | ug/kg | 0.196 | 0.098 | 1 |
| Cl2-BZ#5 | ND | | ug/kg | 0.196 | 0.098 | 1 |
| Cl2-BZ#8 | 1.25 | | ug/kg | 0.196 | 0.098 | 1 |
| Cl3-BZ#19 | ND | | ug/kg | 0.196 | 0.098 | 1 |
| Cl2-BZ#14 | ND | | ug/kg | 0.196 | 0.098 | 1 |
| Cl3-BZ#30 | ND | | ug/kg | 0.196 | 0.098 | 1 |
| Cl3-BZ#18 | 0.858 | | ug/kg | 0.196 | 0.098 | 1 |
| Cl2-BZ#11 | 0.645 | | ug/kg | 0.196 | 0.098 | 1 |
| Cl3-BZ#17 | 0.613 | | ug/kg | 0.196 | 0.098 | 1 |
| Cl2-BZ#12 | ND | | ug/kg | 0.196 | 0.098 | 1 |
| Cl3-BZ#27 | 0.129 | J | ug/kg | 0.196 | 0.098 | 1 |
| Cl2-BZ#13 | 0.289 | J | ug/kg | 0.391 | 0.196 | 1 |
| Cl3-BZ#24 | ND | | ug/kg | 0.196 | 0.098 | 1 |
| Cl3-BZ#16 | 0.233 | | ug/kg | 0.196 | 0.098 | 1 |
| Cl3-BZ#32 | 0.542 | | ug/kg | 0.196 | 0.098 | 1 |
| Cl2-BZ#15 | 1.37 | | ug/kg | 0.196 | 0.098 | 1 |
| Cl3-BZ#34 | ND | | ug/kg | 0.196 | 0.098 | 1 |
| Cl3-BZ#23 | ND | | ug/kg | 0.196 | 0.098 | 1 |
| Cl4-BZ#54 | ND | | ug/kg | 0.196 | 0.098 | 1 |
| Cl3-BZ#29-Cal | ND | | ug/kg | 0.196 | 0.098 | 1 |
| Cl4-BZ#50-Cal | ND | | ug/kg | 0.196 | 0.098 | 1 |
| Cl3-BZ#26 | 1.23 | | ug/kg | 0.196 | 0.098 | 1 |

**Project Name:** NEW BEDFORD HARBOR-LTM **Lab Number:** L2040925

**Project Number:** 60597627 **Report Date:** 10/19/20

## SAMPLE RESULTS

Lab ID: L2040925-09 Date Collected: 09/25/20 09:29

Client ID: S-340-20FSP20-01 Date Received: 09/28/20

Sample Location: NEW BEDFORD, MA Field Prep: Not Specified

Sample Depth:

| Parameter | Result | Qualifier | Units | RL | MDL | Dilution Factor |
|---|---|---|---|---|---|---|
| PCB Congeners/Homologs - Mansfield Lab | | | | | | |
| Cl3-BZ#25 | 0.951 | | ug/kg | 0.196 | 0.098 | 1 |
| Cl4-BZ#53 | 0.304 | | ug/kg | 0.196 | 0.098 | 1 |
| Cl3-BZ#-31 | 2.75 | | ug/kg | 0.196 | 0.098 | 1 |
| Cl3-BZ#28 | 3.92 | | ug/kg | 0.196 | 0.098 | 1 |
| Cl3-BZ#33 | 1.05 | | ug/kg | 0.196 | 0.098 | 1 |
| Cl4-BZ#51 | 0.156 | J | ug/kg | 0.196 | 0.098 | 1 |
| Cl3-BZ#21/#20 | ND | | ug/kg | 0.391 | 0.196 | 1 |
| Cl4-BZ#45 | 0.184 | J | ug/kg | 0.196 | 0.098 | 1 |
| Cl3-BZ#22 | 0.891 | | ug/kg | 0.196 | 0.098 | 1 |
| Cl4-BZ#73/#46 | ND | | ug/kg | 0.391 | 0.196 | 1 |
| Cl4-BZ#69 | ND | | ug/kg | 0.196 | 0.098 | 1 |
| Cl4-BZ#43 | ND | | ug/kg | 0.196 | 0.098 | 1 |
| Cl3-BZ#36 | ND | | ug/kg | 0.196 | 0.098 | 1 |
| Cl4-BZ#52 | 2.66 | | ug/kg | 0.196 | 0.098 | 1 |
| Cl4-BZ#48 | 0.303 | | ug/kg | 0.196 | 0.098 | 1 |
| Cl4-BZ#49 | 2.87 | | ug/kg | 0.196 | 0.098 | 1 |
| Cl5-BZ#104 | ND | | ug/kg | 0.196 | 0.098 | 1 |
| Cl4-BZ#47 | 1.11 | | ug/kg | 0.196 | 0.098 | 1 |
| Cl4-BZ#65/#75/#62 | ND | | ug/kg | 0.586 | 0.293 | 1 |
| Cl3-BZ#39 | ND | | ug/kg | 0.196 | 0.098 | 1 |
| Cl3-BZ#38 | ND | | ug/kg | 0.196 | 0.098 | 1 |
| Cl4-BZ#44 | 1.37 | | ug/kg | 0.196 | 0.098 | 1 |
| Cl4-BZ#59 | 0.158 | J | ug/kg | 0.196 | 0.098 | 1 |
| Cl4-BZ#42 | 0.778 | | ug/kg | 0.196 | 0.098 | 1 |
| Cl4-BZ#71 | 0.613 | | ug/kg | 0.196 | 0.098 | 1 |
| Cl3-BZ#35 | 0.167 | J | ug/kg | 0.196 | 0.098 | 1 |
| Cl4-BZ#41 | 0.178 | J | ug/kg | 0.196 | 0.098 | 1 |
| Cl4-BZ#72 | ND | | ug/kg | 0.196 | 0.098 | 1 |
| Cl5-BZ#96 | ND | | ug/kg | 0.196 | 0.098 | 1 |
| Cl5-BZ#103 | ND | | ug/kg | 0.196 | 0.098 | 1 |
| Cl4-BZ#68/#64 | 0.969 | | ug/kg | 0.391 | 0.196 | 1 |
| Cl4-BZ#40 | 0.276 | | ug/kg | 0.196 | 0.098 | 1 |
| Cl3-BZ#37 | 1.31 | | ug/kg | 0.196 | 0.098 | 1 |
| Cl5-BZ#100 | ND | | ug/kg | 0.196 | 0.098 | 1 |
| Cl5-BZ#94 | ND | | ug/kg | 0.196 | 0.098 | 1 |
| Cl4-BZ#57 | ND | | ug/kg | 0.196 | 0.098 | 1 |
| Cl4-BZ#67/#58 | 0.254 | J | ug/kg | 0.391 | 0.196 | 1 |

**Project Name:** NEW BEDFORD HARBOR-LTM **Lab Number:** L2040925

**Project Number:** 60597627 **Report Date:** 10/19/20

## SAMPLE RESULTS

Lab ID: L2040925-09 Date Collected: 09/25/20 09:29

Client ID: S-340-20FSP20-01 Date Received: 09/28/20

Sample Location: NEW BEDFORD, MA Field Prep: Not Specified

Sample Depth:

| Parameter | Result | Qualifier | Units | RL | MDL | Dilution Factor |
|---|---|---|---|---|---|---|
| PCB Congeners/Homologs - Mansfield Lab | | | | | | |
| Cl5-BZ#102 | ND | | ug/kg | 0.196 | 0.098 | 1 |
| Cl4-BZ#61 | ND | | ug/kg | 0.196 | 0.098 | 1 |
| Cl5-BZ#98 | ND | | ug/kg | 0.196 | 0.098 | 1 |
| Cl4-BZ#76 | ND | | ug/kg | 0.196 | 0.098 | 1 |
| Cl5-BZ#93 | ND | | ug/kg | 0.196 | 0.098 | 1 |
| Cl4-BZ#63 | 0.176 | J | ug/kg | 0.196 | 0.098 | 1 |
| Cl5-BZ#121/#95/#88 | 2.05 | | ug/kg | 0.586 | 0.293 | 1 |
| Cl4-BZ#74 | 1.50 | | ug/kg | 0.196 | 0.098 | 1 |
| Cl6-BZ#155 | ND | | ug/kg | 0.196 | 0.098 | 1 |
| Cl4-BZ#70 | 3.28 | | ug/kg | 0.196 | 0.098 | 1 |
| Cl5-BZ#91 | 0.996 | | ug/kg | 0.196 | 0.098 | 1 |
| Cl4-BZ#66 | 4.10 | | ug/kg | 0.196 | 0.098 | 1 |
| Cl4-BZ#80 | ND | | ug/kg | 0.196 | 0.098 | 1 |
| Cl4-BZ#55 | ND | | ug/kg | 0.196 | 0.098 | 1 |
| Cl5-BZ#92 | 0.992 | | ug/kg | 0.196 | 0.098 | 1 |
| Cl5-BZ#89/#84 | 0.622 | | ug/kg | 0.391 | 0.196 | 1 |
| Cl5-BZ#101/#90 | 4.40 | | ug/kg | 0.391 | 0.196 | 1 |
| Cl4-BZ#56 | 0.929 | | ug/kg | 0.196 | 0.098 | 1 |
| Cl5-BZ#113 | ND | | ug/kg | 0.196 | 0.098 | 1 |
| Cl5-BZ#99 | 3.86 | | ug/kg | 0.196 | 0.098 | 1 |
| Cl6-BZ#150 | ND | | ug/kg | 0.196 | 0.098 | 1 |
| Cl4-BZ#60 | 0.429 | | ug/kg | 0.196 | 0.098 | 1 |
| Cl6-BZ#152 | ND | | ug/kg | 0.196 | 0.098 | 1 |
| Cl5-BZ#119 | ND | | ug/kg | 0.196 | 0.098 | 1 |
| Cl5-BZ#83/#125/#112 | ND | | ug/kg | 0.586 | 0.293 | 1 |
| Cl5-BZ#86/#109 | ND | | ug/kg | 0.391 | 0.196 | 1 |
| Cl6-BZ#145 | ND | | ug/kg | 0.196 | 0.098 | 1 |
| Cl5-BZ#97 | 1.86 | | ug/kg | 0.196 | 0.098 | 1 |
| Cl6-BZ#148 | ND | | ug/kg | 0.196 | 0.098 | 1 |
| Cl4-BZ#79 | ND | | ug/kg | 0.196 | 0.098 | 1 |
| Cl5-BZ#116 | ND | | ug/kg | 0.196 | 0.098 | 1 |
| Cl6-BZ#154-Cal | 0.134 | J | ug/kg | 0.196 | 0.098 | 1 |
| Cl4-BZ#78 | ND | | ug/kg | 0.196 | 0.098 | 1 |
| Cl5-BZ#87/#111 | 0.908 | | ug/kg | 0.391 | 0.196 | 1 |
| Cl6-BZ#136 | 0.403 | | ug/kg | 0.196 | 0.098 | 1 |
| Cl5-BZ#117 | ND | | ug/kg | 0.196 | 0.098 | 1 |
| Cl5-BZ#115 | ND | | ug/kg | 0.196 | 0.098 | 1 |

**Project Name:** NEW BEDFORD HARBOR-LTM **Lab Number:** L2040925

**Project Number:** 60597627 **Report Date:** 10/19/20

## SAMPLE RESULTS

Lab ID: L2040925-09 Date Collected: 09/25/20 09:29

Client ID: S-340-20FSP20-01 Date Received: 09/28/20

Sample Location: NEW BEDFORD, MA Field Prep: Not Specified

Sample Depth:

| Parameter | Result | Qualifier | Units | RL | MDL | Dilution Factor |
|---|---|---|---|---|---|---|
| PCB Congeners/Homologs - Mansfield Lab | | | | | | |
| Cl5-BZ#85 | 1.06 | | ug/kg | 0.196 | 0.098 | 1 |
| Cl5-BZ#120 | ND | | ug/kg | 0.196 | 0.098 | 1 |
| Cl5-BZ#110 | 4.96 | | ug/kg | 0.196 | 0.098 | 1 |
| Cl4-BZ#81 | ND | | ug/kg | 0.196 | 0.098 | 1 |
| Cl6-BZ#151 | 0.482 | | ug/kg | 0.196 | 0.098 | 1 |
| Cl6-BZ#135 | 0.548 | | ug/kg | 0.196 | 0.098 | 1 |
| Cl5-BZ#82 | 0.491 | | ug/kg | 0.196 | 0.098 | 1 |
| Cl6-BZ#144 | ND | | ug/kg | 0.196 | 0.098 | 1 |
| Cl6-BZ#147/#149 | 3.21 | | ug/kg | 0.391 | 0.196 | 1 |
| Cl4-BZ#77 | 0.717 | | ug/kg | 0.196 | 0.098 | 1 |
| Cl6-BZ#143/#139 | ND | | ug/kg | 0.391 | 0.196 | 1 |
| Cl5-BZ#124 | ND | | ug/kg | 0.196 | 0.098 | 1 |
| Cl6-BZ#140 | ND | | ug/kg | 0.196 | 0.098 | 1 |
| Cl5-BZ#108 | ND | | ug/kg | 0.196 | 0.098 | 1 |
| Cl5-BZ#107/#123 | 0.774 | | ug/kg | 0.391 | 0.196 | 1 |
| Cl7-BZ#188-Cal/RTW | ND | | ug/kg | 0.196 | 0.098 | 1 |
| Cl6-BZ#134 | ND | | ug/kg | 0.196 | 0.098 | 1 |
| Cl5-BZ#106 | ND | | ug/kg | 0.196 | 0.098 | 1 |
| Cl6-BZ#133 | ND | | ug/kg | 0.196 | 0.098 | 1 |
| Cl6-BZ#142 | ND | | ug/kg | 0.196 | 0.098 | 1 |
| Cl5-BZ#118 | 7.69 | | ug/kg | 0.196 | 0.098 | 1 |
| Cl6-BZ#131 | ND | | ug/kg | 0.196 | 0.098 | 1 |
| Cl7-BZ#184 | ND | | ug/kg | 0.196 | 0.098 | 1 |
| Cl6-BZ#165 | ND | | ug/kg | 0.196 | 0.098 | 1 |
| Cl6-BZ#146 | 1.09 | | ug/kg | 0.196 | 0.098 | 1 |
| Cl6-BZ#161 | ND | | ug/kg | 0.196 | 0.098 | 1 |
| Cl5-BZ#122 | ND | | ug/kg | 0.196 | 0.098 | 1 |
| Cl6-BZ#168 | ND | | ug/kg | 0.196 | 0.098 | 1 |
| Cl5-BZ#114 | ND | | ug/kg | 0.196 | 0.098 | 1 |
| Cl6-BZ#153 | 5.66 | | ug/kg | 0.196 | 0.098 | 1 |
| Cl6-BZ#132 | 1.11 | | ug/kg | 0.196 | 0.098 | 1 |
| Cl7-BZ#179 | 0.190 | J | ug/kg | 0.196 | 0.098 | 1 |
| Cl6-BZ#141 | 0.314 | | ug/kg | 0.196 | 0.098 | 1 |
| Cl7-BZ#176 | ND | | ug/kg | 0.196 | 0.098 | 1 |
| Cl5-BZ#105 | 1.75 | | ug/kg | 0.196 | 0.098 | 1 |
| Cl6-BZ#137 | 0.293 | | ug/kg | 0.196 | 0.098 | 1 |
| Cl5-BZ#127 | ND | | ug/kg | 0.196 | 0.098 | 1 |

**Project Name:** NEW BEDFORD HARBOR-LTM **Lab Number:** L2040925

**Project Number:** 60597627 **Report Date:** 10/19/20

## SAMPLE RESULTS

Lab ID: L2040925-09 Date Collected: 09/25/20 09:29

Client ID: S-340-20FSP20-01 Date Received: 09/28/20

Sample Location: NEW BEDFORD, MA Field Prep: Not Specified

Sample Depth:

| Parameter | Result | Qualifier | Units | RL | MDL | Dilution Factor |
|---|---|---|---|---|---|---|
| PCB Congeners/Homologs - Mansfield Lab | | | | | | |
| Cl7-BZ#186 | ND | | ug/kg | 0.196 | 0.098 | 1 |
| Cl6-BZ#130/#164 | 0.853 | | ug/kg | 0.391 | 0.196 | 1 |
| Cl7-BZ#178 | ND | | ug/kg | 0.196 | 0.098 | 1 |
| Cl6-BZ#138 | 4.59 | | ug/kg | 0.196 | 0.098 | 1 |
| Cl6-BZ#163/#160 | 1.36 | | ug/kg | 0.391 | 0.196 | 1 |
| Cl6-BZ#129/#158 | 0.712 | | ug/kg | 0.391 | 0.196 | 1 |
| Cl7-BZ#182/#175 | ND | | ug/kg | 0.391 | 0.196 | 1 |
| Cl7-BZ#187 | 0.732 | | ug/kg | 0.196 | 0.098 | 1 |
| Cl7-BZ#183 | 0.308 | | ug/kg | 0.196 | 0.098 | 1 |
| Cl6-BZ#166 | ND | | ug/kg | 0.196 | 0.098 | 1 |
| Cl6-BZ#159 | ND | | ug/kg | 0.196 | 0.098 | 1 |
| Cl5-BZ#126 | ND | | ug/kg | 0.196 | 0.098 | 1 |
| Cl7-BZ#185 | ND | | ug/kg | 0.196 | 0.098 | 1 |
| Cl6-BZ#162 | ND | | ug/kg | 0.196 | 0.098 | 1 |
| Cl7-BZ#174 | 0.430 | | ug/kg | 0.196 | 0.098 | 1 |
| Cl6-BZ#128 | 1.44 | | ug/kg | 0.196 | 0.098 | 1 |
| Cl8-BZ#202 | ND | | ug/kg | 0.196 | 0.098 | 1 |
| Cl6-BZ#167 | 0.354 | | ug/kg | 0.196 | 0.098 | 1 |
| Cl7-BZ#181 | ND | | ug/kg | 0.196 | 0.098 | 1 |
| Cl7-BZ#177 | 0.482 | | ug/kg | 0.196 | 0.098 | 1 |
| Cl8-BZ#204/#200-CAL | ND | | ug/kg | 0.391 | 0.196 | 1 |
| Cl7-BZ#171 | 0.316 | | ug/kg | 0.196 | 0.098 | 1 |
| Cl7-BZ#173 | ND | | ug/kg | 0.196 | 0.098 | 1 |
| Cl8-BZ#197 | ND | | ug/kg | 0.196 | 0.098 | 1 |
| Cl7-BZ#172 | ND | | ug/kg | 0.196 | 0.098 | 1 |
| Cl7-BZ#192 | ND | | ug/kg | 0.196 | 0.098 | 1 |
| Cl6-BZ#156 | 0.857 | | ug/kg | 0.196 | 0.098 | 1 |
| Cl6-BZ#157 | 0.294 | | ug/kg | 0.196 | 0.098 | 1 |
| Cl7-BZ#180 | 0.731 | | ug/kg | 0.196 | 0.098 | 1 |
| Cl7-BZ#193 | ND | | ug/kg | 0.196 | 0.098 | 1 |
| Cl8-BZ#199 | ND | | ug/kg | 0.196 | 0.098 | 1 |
| Cl7-BZ#191 | ND | | ug/kg | 0.196 | 0.098 | 1 |
| Cl8-BZ#198 | ND | | ug/kg | 0.196 | 0.098 | 1 |
| Cl8-BZ#201 | 0.351 | | ug/kg | 0.196 | 0.098 | 1 |
| Cl7-BZ#170 | 0.808 | | ug/kg | 0.196 | 0.098 | 1 |
| Cl7-BZ#190 | ND | | ug/kg | 0.196 | 0.098 | 1 |
| Cl8-BZ#196 | ND | | ug/kg | 0.196 | 0.098 | 1 |

**Project Name:** NEW BEDFORD HARBOR-LTM **Lab Number:** L2040925

**Project Number:** 60597627 **Report Date:** 10/19/20

## SAMPLE RESULTS

Lab ID: L2040925-09 Date Collected: 09/25/20 09:29

Client ID: S-340-20FSP20-01 Date Received: 09/28/20

Sample Location: NEW BEDFORD, MA Field Prep: Not Specified

Sample Depth:

| Parameter | Result | Qualifier | Units | RL | MDL | Dilution Factor |
|---|---|---|---|---|---|---|
| PCB Congeners/Homologs - Mansfield Lab | | | | | | |
| Cl8-BZ#203 | ND | | ug/kg | 0.196 | 0.098 | 1 |
| Cl6-BZ#169 | ND | | ug/kg | 0.196 | 0.098 | 1 |
| Cl9-BZ#208 | ND | | ug/kg | 0.196 | 0.098 | 1 |
| Cl9-BZ#207 | ND | | ug/kg | 0.196 | 0.098 | 1 |
| Cl7-BZ#189 | ND | | ug/kg | 0.196 | 0.098 | 1 |
| Cl8-BZ#195 | ND | | ug/kg | 0.196 | 0.098 | 1 |
| Cl8-BZ#194 | ND | | ug/kg | 0.196 | 0.098 | 1 |
| Cl8-BZ#205 | ND | | ug/kg | 0.196 | 0.098 | 1 |
| Cl9-BZ#206-Cal/RTW | ND | | ug/kg | 0.196 | 0.098 | 1 |
| Cl10-BZ#209-Cal/RTW | ND | | ug/kg | 0.196 | 0.098 | 1 |
| Monochlorobiphenyls | 0.264 | | ug/kg | 0.196 | 0.098 | 1 |
| Dichlorobiphenyls | 4.33 | | ug/kg | 0.196 | 0.098 | 1 |
| Trichlorobiphenyls | 14.6 | | ug/kg | 0.196 | 0.098 | 1 |
| Tetrachlorobiphenyls | 23.3 | | ug/kg | 0.196 | 0.098 | 1 |
| Pentachlorobiphenyls | 32.4 | | ug/kg | 0.196 | 0.098 | 1 |
| Hexachlorobiphenyls | 23.7 | | ug/kg | 0.196 | 0.098 | 1 |
| Heptachlorobiphenyls | 4.00 | | ug/kg | 0.196 | 0.098 | 1 |
| Octachlorobiphenyls | 0.351 | | ug/kg | 0.196 | 0.098 | 1 |
| Nonachlorobiphenyls | ND | | ug/kg | 0.196 | 0.098 | 1 |
| Decachlorobiphenyl | ND | | ug/kg | 0.196 | 0.098 | 1 |
| Total PCB | 103 | | ug/kg | 0.196 | NA | 1 |

| Surrogate | % Recovery | Qualifier | Acceptance Criteria |
|---|---|---|---|
| Cl3-BZ#19-C13 (surr) | 76 | | 50-125 |
| Cl8-BZ#202-C13 (surr) | 84 | | 50-125 |

**Project Name:** NEW BEDFORD HARBOR-LTM
**Project Number:** 60597627

**Lab Number:** L2040925
**Report Date:** 10/19/20

# Method Blank Analysis
## Batch Quality Control

Analytical Method: 105,8270D-SIM/680(M)
Analytical Date: 10/14/20 15:55
Analyst: MJS

Extraction Method: EPA 3570
Extraction Date: 10/02/20 16:30
Cleanup Method: EPA 3630
Cleanup Date: 10/12/20

| Parameter | Result | Qualifier | Units | RL | MDL |
|---|---|---|---|---|---|
| PCB Congeners/Homologs - Mansfield Lab for sample(s): 01-09 Batch: WG1417448-1 | | | | | |
| Cl1-BZ#1-Cal/RTW | ND | | ug/kg | 0.200 | 0.100 |
| Cl1-BZ#2 | ND | | ug/kg | 0.200 | 0.100 |
| Cl1-BZ#3 | ND | | ug/kg | 0.200 | 0.100 |
| Cl2-BZ#4/#10 | ND | | ug/kg | 0.400 | 0.200 |
| Cl2-BZ#9 | ND | | ug/kg | 0.200 | 0.100 |
| Cl2-BZ#7 | ND | | ug/kg | 0.200 | 0.100 |
| Cl2-BZ#6 | ND | | ug/kg | 0.200 | 0.100 |
| Cl2-BZ#5 | ND | | ug/kg | 0.200 | 0.100 |
| Cl2-BZ#8 | ND | | ug/kg | 0.200 | 0.100 |
| Cl3-BZ#19 | ND | | ug/kg | 0.200 | 0.100 |
| Cl2-BZ#14 | ND | | ug/kg | 0.200 | 0.100 |
| Cl3-BZ#30 | ND | | ug/kg | 0.200 | 0.100 |
| Cl3-BZ#18 | ND | | ug/kg | 0.200 | 0.100 |
| Cl2-BZ#11 | ND | | ug/kg | 0.200 | 0.100 |
| Cl3-BZ#17 | ND | | ug/kg | 0.200 | 0.100 |
| Cl2-BZ#12 | ND | | ug/kg | 0.200 | 0.100 |
| Cl3-BZ#27 | ND | | ug/kg | 0.200 | 0.100 |
| Cl2-BZ#13 | ND | | ug/kg | 0.400 | 0.200 |
| Cl3-BZ#24 | ND | | ug/kg | 0.200 | 0.100 |
| Cl3-BZ#16 | ND | | ug/kg | 0.200 | 0.100 |
| Cl3-BZ#32 | ND | | ug/kg | 0.200 | 0.100 |
| Cl2-BZ#15 | ND | | ug/kg | 0.200 | 0.100 |
| Cl3-BZ#34 | ND | | ug/kg | 0.200 | 0.100 |
| Cl3-BZ#23 | ND | | ug/kg | 0.200 | 0.100 |
| Cl4-BZ#54 | ND | | ug/kg | 0.200 | 0.100 |
| Cl3-BZ#29-Cal | ND | | ug/kg | 0.200 | 0.100 |
| Cl4-BZ#50-Cal | ND | | ug/kg | 0.200 | 0.100 |
| Cl3-BZ#26 | ND | | ug/kg | 0.200 | 0.100 |
| Cl3-BZ#25 | ND | | ug/kg | 0.200 | 0.100 |

**Project Name:** NEW BEDFORD HARBOR-LTM
**Project Number:** 60597627

**Lab Number:** L2040925
**Report Date:** 10/19/20

# Method Blank Analysis
## Batch Quality Control

Analytical Method: 105,8270D-SIM/680(M)
Analytical Date: 10/14/20 15:55
Analyst: MJS

Extraction Method: EPA 3570
Extraction Date: 10/02/20 16:30
Cleanup Method: EPA 3630
Cleanup Date: 10/12/20

| Parameter | Result | Qualifier | Units | RL | MDL |
|---|---|---|---|---|---|
| PCB Congeners/Homologs - Mansfield Lab for sample(s): 01-09 Batch: WG1417448-1 | | | | | |
| Cl4-BZ#53 | ND | | ug/kg | 0.200 | 0.100 |
| Cl3-BZ#-31 | ND | | ug/kg | 0.200 | 0.100 |
| Cl3-BZ#28 | ND | | ug/kg | 0.200 | 0.100 |
| Cl3-BZ#33 | ND | | ug/kg | 0.200 | 0.100 |
| Cl4-BZ#51 | ND | | ug/kg | 0.200 | 0.100 |
| Cl3-BZ#21/#20 | ND | | ug/kg | 0.400 | 0.200 |
| Cl4-BZ#45 | ND | | ug/kg | 0.200 | 0.100 |
| Cl3-BZ#22 | ND | | ug/kg | 0.200 | 0.100 |
| Cl4-BZ#73/#46 | ND | | ug/kg | 0.400 | 0.200 |
| Cl4-BZ#69 | ND | | ug/kg | 0.200 | 0.100 |
| Cl4-BZ#43 | ND | | ug/kg | 0.200 | 0.100 |
| Cl3-BZ#36 | ND | | ug/kg | 0.200 | 0.100 |
| Cl4-BZ#52 | ND | | ug/kg | 0.200 | 0.100 |
| Cl4-BZ#48 | ND | | ug/kg | 0.200 | 0.100 |
| Cl4-BZ#49 | ND | | ug/kg | 0.200 | 0.100 |
| Cl5-BZ#104 | ND | | ug/kg | 0.200 | 0.100 |
| Cl4-BZ#47 | ND | | ug/kg | 0.200 | 0.100 |
| Cl4-BZ#65/#75/#62 | ND | | ug/kg | 0.600 | 0.300 |
| Cl3-BZ#39 | ND | | ug/kg | 0.200 | 0.100 |
| Cl3-BZ#38 | ND | | ug/kg | 0.200 | 0.100 |
| Cl4-BZ#44 | ND | | ug/kg | 0.200 | 0.100 |
| Cl4-BZ#59 | ND | | ug/kg | 0.200 | 0.100 |
| Cl4-BZ#42 | ND | | ug/kg | 0.200 | 0.100 |
| Cl4-BZ#71 | ND | | ug/kg | 0.200 | 0.100 |
| Cl3-BZ#35 | ND | | ug/kg | 0.200 | 0.100 |
| Cl4-BZ#41 | ND | | ug/kg | 0.200 | 0.100 |
| Cl4-BZ#72 | ND | | ug/kg | 0.200 | 0.100 |
| Cl5-BZ#96 | ND | | ug/kg | 0.200 | 0.100 |
| Cl5-BZ#103 | ND | | ug/kg | 0.200 | 0.100 |

**Project Name:** NEW BEDFORD HARBOR-LTM
**Project Number:** 60597627

**Lab Number:** L2040925
**Report Date:** 10/19/20

# Method Blank Analysis
## Batch Quality Control

Analytical Method: 105,8270D-SIM/680(M)
Analytical Date: 10/14/20 15:55
Analyst: MJS

Extraction Method: EPA 3570
Extraction Date: 10/02/20 16:30
Cleanup Method: EPA 3630
Cleanup Date: 10/12/20

| Parameter | Result | Qualifier | Units | RL | MDL |
|---|---|---|---|---|---|
| PCB Congeners/Homologs - Mansfield Lab for sample(s): 01-09 Batch: WG1417448-1 | | | | | |
| Cl4-BZ#68/#64 | ND | | ug/kg | 0.400 | 0.200 |
| Cl4-BZ#40 | ND | | ug/kg | 0.200 | 0.100 |
| Cl3-BZ#37 | ND | | ug/kg | 0.200 | 0.100 |
| Cl5-BZ#100 | ND | | ug/kg | 0.200 | 0.100 |
| Cl5-BZ#94 | ND | | ug/kg | 0.200 | 0.100 |
| Cl4-BZ#57 | ND | | ug/kg | 0.200 | 0.100 |
| Cl4-BZ#67/#58 | ND | | ug/kg | 0.400 | 0.200 |
| Cl5-BZ#102 | ND | | ug/kg | 0.200 | 0.100 |
| Cl4-BZ#61 | ND | | ug/kg | 0.200 | 0.100 |
| Cl5-BZ#98 | ND | | ug/kg | 0.200 | 0.100 |
| Cl4-BZ#76 | ND | | ug/kg | 0.200 | 0.100 |
| Cl5-BZ#93 | ND | | ug/kg | 0.200 | 0.100 |
| Cl4-BZ#63 | ND | | ug/kg | 0.200 | 0.100 |
| Cl5-BZ#121/#95/#88 | ND | | ug/kg | 0.600 | 0.300 |
| Cl4-BZ#74 | ND | | ug/kg | 0.200 | 0.100 |
| Cl6-BZ#155 | ND | | ug/kg | 0.200 | 0.100 |
| Cl4-BZ#70 | ND | | ug/kg | 0.200 | 0.100 |
| Cl5-BZ#91 | ND | | ug/kg | 0.200 | 0.100 |
| Cl4-BZ#66 | ND | | ug/kg | 0.200 | 0.100 |
| Cl4-BZ#80 | ND | | ug/kg | 0.200 | 0.100 |
| Cl4-BZ#55 | ND | | ug/kg | 0.200 | 0.100 |
| Cl5-BZ#92 | ND | | ug/kg | 0.200 | 0.100 |
| Cl5-BZ#89/#84 | ND | | ug/kg | 0.400 | 0.200 |
| Cl5-BZ#101/#90 | ND | | ug/kg | 0.400 | 0.200 |
| Cl4-BZ#56 | ND | | ug/kg | 0.200 | 0.100 |
| Cl5-BZ#113 | ND | | ug/kg | 0.200 | 0.100 |
| Cl5-BZ#99 | ND | | ug/kg | 0.200 | 0.100 |
| Cl6-BZ#150 | ND | | ug/kg | 0.200 | 0.100 |
| Cl4-BZ#60 | ND | | ug/kg | 0.200 | 0.100 |

**Project Name:** NEW BEDFORD HARBOR-LTM
**Project Number:** 60597627

**Lab Number:** L2040925
**Report Date:** 10/19/20

# Method Blank Analysis
## Batch Quality Control

Analytical Method: 105,8270D-SIM/680(M)
Analytical Date: 10/14/20 15:55
Analyst: MJS

Extraction Method: EPA 3570
Extraction Date: 10/02/20 16:30
Cleanup Method: EPA 3630
Cleanup Date: 10/12/20

| Parameter | Result | Qualifier | Units | RL | MDL |
|---|---|---|---|---|---|
| PCB Congeners/Homologs - Mansfield Lab for sample(s): 01-09 Batch: WG1417448-1 | | | | | |
| Cl6-BZ#152 | ND | | ug/kg | 0.200 | 0.100 |
| Cl5-BZ#119 | ND | | ug/kg | 0.200 | 0.100 |
| Cl5-BZ#83/#125/#112 | ND | | ug/kg | 0.600 | 0.300 |
| Cl5-BZ#86/#109 | ND | | ug/kg | 0.400 | 0.200 |
| Cl6-BZ#145 | ND | | ug/kg | 0.200 | 0.100 |
| Cl5-BZ#97 | ND | | ug/kg | 0.200 | 0.100 |
| Cl6-BZ#148 | ND | | ug/kg | 0.200 | 0.100 |
| Cl4-BZ#79 | ND | | ug/kg | 0.200 | 0.100 |
| Cl5-BZ#116 | ND | | ug/kg | 0.200 | 0.100 |
| Cl6-BZ#154-Cal | ND | | ug/kg | 0.200 | 0.100 |
| Cl4-BZ#78 | ND | | ug/kg | 0.200 | 0.100 |
| Cl5-BZ#87/#111 | ND | | ug/kg | 0.400 | 0.200 |
| Cl6-BZ#136 | ND | | ug/kg | 0.200 | 0.100 |
| Cl5-BZ#117 | ND | | ug/kg | 0.200 | 0.100 |
| Cl5-BZ#115 | ND | | ug/kg | 0.200 | 0.100 |
| Cl5-BZ#85 | ND | | ug/kg | 0.200 | 0.100 |
| Cl5-BZ#120 | ND | | ug/kg | 0.200 | 0.100 |
| Cl5-BZ#110 | ND | | ug/kg | 0.200 | 0.100 |
| Cl4-BZ#81 | ND | | ug/kg | 0.200 | 0.100 |
| Cl6-BZ#151 | ND | | ug/kg | 0.200 | 0.100 |
| Cl6-BZ#135 | ND | | ug/kg | 0.200 | 0.100 |
| Cl5-BZ#82 | ND | | ug/kg | 0.200 | 0.100 |
| Cl6-BZ#144 | ND | | ug/kg | 0.200 | 0.100 |
| Cl6-BZ#147/#149 | ND | | ug/kg | 0.400 | 0.200 |
| Cl4-BZ#77 | ND | | ug/kg | 0.200 | 0.100 |
| Cl6-BZ#143/#139 | ND | | ug/kg | 0.400 | 0.200 |
| Cl5-BZ#124 | ND | | ug/kg | 0.200 | 0.100 |
| Cl6-BZ#140 | ND | | ug/kg | 0.200 | 0.100 |
| Cl5-BZ#108 | ND | | ug/kg | 0.200 | 0.100 |

**Project Name:** NEW BEDFORD HARBOR-LTM
**Project Number:** 60597627

**Lab Number:** L2040925
**Report Date:** 10/19/20

# Method Blank Analysis
## Batch Quality Control

Analytical Method: 105,8270D-SIM/680(M)
Analytical Date: 10/14/20 15:55
Analyst: MJS

Extraction Method: EPA 3570
Extraction Date: 10/02/20 16:30
Cleanup Method: EPA 3630
Cleanup Date: 10/12/20

| Parameter | Result | Qualifier | Units | RL | MDL |
|---|---|---|---|---|---|
| PCB Congeners/Homologs - Mansfield Lab for sample(s): 01-09 Batch: WG1417448-1 | | | | | |
| Cl5-BZ#107/#123 | ND | | ug/kg | 0.400 | 0.200 |
| Cl7-BZ#188-Cal/RTW | ND | | ug/kg | 0.200 | 0.100 |
| Cl6-BZ#134 | ND | | ug/kg | 0.200 | 0.100 |
| Cl5-BZ#106 | ND | | ug/kg | 0.200 | 0.100 |
| Cl6-BZ#133 | ND | | ug/kg | 0.200 | 0.100 |
| Cl6-BZ#142 | ND | | ug/kg | 0.200 | 0.100 |
| Cl5-BZ#118 | ND | | ug/kg | 0.200 | 0.100 |
| Cl6-BZ#131 | ND | | ug/kg | 0.200 | 0.100 |
| Cl7-BZ#184 | ND | | ug/kg | 0.200 | 0.100 |
| Cl6-BZ#165 | ND | | ug/kg | 0.200 | 0.100 |
| Cl6-BZ#146 | ND | | ug/kg | 0.200 | 0.100 |
| Cl6-BZ#161 | ND | | ug/kg | 0.200 | 0.100 |
| Cl5-BZ#122 | ND | | ug/kg | 0.200 | 0.100 |
| Cl6-BZ#168 | ND | | ug/kg | 0.200 | 0.100 |
| Cl5-BZ#114 | ND | | ug/kg | 0.200 | 0.100 |
| Cl6-BZ#153 | ND | | ug/kg | 0.200 | 0.100 |
| Cl6-BZ#132 | ND | | ug/kg | 0.200 | 0.100 |
| Cl7-BZ#179 | ND | | ug/kg | 0.200 | 0.100 |
| Cl6-BZ#141 | ND | | ug/kg | 0.200 | 0.100 |
| Cl7-BZ#176 | ND | | ug/kg | 0.200 | 0.100 |
| Cl5-BZ#105 | ND | | ug/kg | 0.200 | 0.100 |
| Cl6-BZ#137 | ND | | ug/kg | 0.200 | 0.100 |
| Cl5-BZ#127 | ND | | ug/kg | 0.200 | 0.100 |
| Cl7-BZ#186 | ND | | ug/kg | 0.200 | 0.100 |
| Cl6-BZ#130/#164 | ND | | ug/kg | 0.400 | 0.200 |
| Cl7-BZ#178 | ND | | ug/kg | 0.200 | 0.100 |
| Cl6-BZ#138 | ND | | ug/kg | 0.200 | 0.100 |
| Cl6-BZ#163/#160 | ND | | ug/kg | 0.400 | 0.200 |
| Cl6-BZ#129/#158 | ND | | ug/kg | 0.400 | 0.200 |

**Project Name:** NEW BEDFORD HARBOR-LTM
**Project Number:** 60597627

**Lab Number:** L2040925
**Report Date:** 10/19/20

# Method Blank Analysis
## Batch Quality Control

Analytical Method: 105,8270D-SIM/680(M)
Analytical Date: 10/14/20 15:55
Analyst: MJS

Extraction Method: EPA 3570
Extraction Date: 10/02/20 16:30
Cleanup Method: EPA 3630
Cleanup Date: 10/12/20

| Parameter | Result | Qualifier | Units | RL | MDL |
|---|---|---|---|---|---|
| PCB Congeners/Homologs - Mansfield Lab for sample(s): 01-09 Batch: WG1417448-1 | | | | | |
| Cl7-BZ#182/#175 | ND | | ug/kg | 0.400 | 0.200 |
| Cl7-BZ#187 | ND | | ug/kg | 0.200 | 0.100 |
| Cl7-BZ#183 | ND | | ug/kg | 0.200 | 0.100 |
| Cl6-BZ#166 | ND | | ug/kg | 0.200 | 0.100 |
| Cl6-BZ#159 | ND | | ug/kg | 0.200 | 0.100 |
| Cl5-BZ#126 | ND | | ug/kg | 0.200 | 0.100 |
| Cl7-BZ#185 | ND | | ug/kg | 0.200 | 0.100 |
| Cl6-BZ#162 | ND | | ug/kg | 0.200 | 0.100 |
| Cl7-BZ#174 | ND | | ug/kg | 0.200 | 0.100 |
| Cl6-BZ#128 | ND | | ug/kg | 0.200 | 0.100 |
| Cl8-BZ#202 | ND | | ug/kg | 0.200 | 0.100 |
| Cl6-BZ#167 | ND | | ug/kg | 0.200 | 0.100 |
| Cl7-BZ#181 | ND | | ug/kg | 0.200 | 0.100 |
| Cl7-BZ#177 | ND | | ug/kg | 0.200 | 0.100 |
| Cl8-BZ#204/#200-CAL | ND | | ug/kg | 0.400 | 0.200 |
| Cl7-BZ#171 | ND | | ug/kg | 0.200 | 0.100 |
| Cl7-BZ#173 | ND | | ug/kg | 0.200 | 0.100 |
| Cl8-BZ#197 | ND | | ug/kg | 0.200 | 0.100 |
| Cl7-BZ#172 | ND | | ug/kg | 0.200 | 0.100 |
| Cl7-BZ#192 | ND | | ug/kg | 0.200 | 0.100 |
| Cl6-BZ#156 | ND | | ug/kg | 0.200 | 0.100 |
| Cl6-BZ#157 | ND | | ug/kg | 0.200 | 0.100 |
| Cl7-BZ#180 | ND | | ug/kg | 0.200 | 0.100 |
| Cl7-BZ#193 | ND | | ug/kg | 0.200 | 0.100 |
| Cl8-BZ#199 | ND | | ug/kg | 0.200 | 0.100 |
| Cl7-BZ#191 | ND | | ug/kg | 0.200 | 0.100 |
| Cl8-BZ#198 | ND | | ug/kg | 0.200 | 0.100 |
| Cl8-BZ#201 | ND | | ug/kg | 0.200 | 0.100 |
| Cl7-BZ#170 | ND | | ug/kg | 0.200 | 0.100 |

**Project Name:** NEW BEDFORD HARBOR-LTM
**Project Number:** 60597627

**Lab Number:** L2040925
**Report Date:** 10/19/20

# Method Blank Analysis
## Batch Quality Control

Analytical Method: 105,8270D-SIM/680(M)
Analytical Date: 10/14/20 15:55
Analyst: MJS

Extraction Method: EPA 3570
Extraction Date: 10/02/20 16:30
Cleanup Method: EPA 3630
Cleanup Date: 10/12/20

| Parameter | Result | Qualifier | Units | RL | MDL |
|---|---|---|---|---|---|
| PCB Congeners/Homologs - Mansfield Lab for sample(s): 01-09 Batch: WG1417448-1 | | | | | |
| Cl7-BZ#190 | ND | | ug/kg | 0.200 | 0.100 |
| Cl8-BZ#196 | ND | | ug/kg | 0.200 | 0.100 |
| Cl8-BZ#203 | ND | | ug/kg | 0.200 | 0.100 |
| Cl6-BZ#169 | ND | | ug/kg | 0.200 | 0.100 |
| Cl9-BZ#208 | ND | | ug/kg | 0.200 | 0.100 |
| Cl9-BZ#207 | ND | | ug/kg | 0.200 | 0.100 |
| Cl7-BZ#189 | ND | | ug/kg | 0.200 | 0.100 |
| Cl8-BZ#195 | ND | | ug/kg | 0.200 | 0.100 |
| Cl8-BZ#194 | ND | | ug/kg | 0.200 | 0.100 |
| Cl8-BZ#205 | ND | | ug/kg | 0.200 | 0.100 |
| Cl9-BZ#206-Cal/RTW | ND | | ug/kg | 0.200 | 0.100 |
| Cl10-BZ#209-Cal/RTW | ND | | ug/kg | 0.200 | 0.100 |
| Monochlorobiphenyls | ND | | ug/kg | 0.200 | 0.100 |
| Dichlorobiphenyls | ND | | ug/kg | 0.200 | 0.100 |
| Trichlorobiphenyls | ND | | ug/kg | 0.200 | 0.100 |
| Tetrachlorobiphenyls | ND | | ug/kg | 0.200 | 0.100 |
| Pentachlorobiphenyls | ND | | ug/kg | 0.200 | 0.100 |
| Hexachlorobiphenyls | ND | | ug/kg | 0.200 | 0.100 |
| Heptachlorobiphenyls | ND | | ug/kg | 0.200 | 0.100 |
| Octachlorobiphenyls | ND | | ug/kg | 0.200 | 0.100 |
| Nonachlorobiphenyls | ND | | ug/kg | 0.200 | 0.100 |
| Decachlorobiphenyl | ND | | ug/kg | 0.200 | 0.100 |
| Total PCB | ND | | ug/kg | 0.200 | NA |

| Surrogate | %Recovery | Qualifier | Acceptance Criteria |
|---|---|---|---|
| Cl3-BZ#19-C13 (surr) | 73 | | 50-125 |
| Cl8-BZ#202-C13 (surr) | 77 | | 50-125 |

# Lab Control Sample Analysis
## Batch Quality Control

**Project Name:** NEW BEDFORD HARBOR-LTM
**Project Number:** 60597627

**Lab Number:** L2040925
**Report Date:** 10/19/20

| Parameter | LCS %Recovery | Qual | LCSD %Recovery | Qual | %Recovery Limits | RPD | Qual | RPD Limits |
|---|---|---|---|---|---|---|---|---|
| PCB Congeners/Homologs - Mansfield Lab Associated sample(s): 01-09 Batch: WG1417448-2 WG1417448-3 | | | | | | | | |
| Cl1-BZ#1 | 80 | | 63 | | 40-140 | 24 | | 30 |
| Cl1-BZ#2 | 84 | | 64 | | 40-140 | 27 | | 30 |
| Cl1-BZ#3 | 83 | | 66 | | 40-140 | 23 | | 30 |
| Cl2-BZ#4/#10 | 81 | | 64 | | 40-140 | 23 | | 30 |
| Cl2-BZ#9 | 87 | | 66 | | 40-140 | 27 | | 30 |
| Cl2-BZ#7 | 84 | | 68 | | 40-140 | 21 | | 30 |
| Cl2-BZ#6 | 87 | | 67 | | 40-140 | 26 | | 30 |
| Cl2-BZ#5 | 87 | | 68 | | 40-140 | 25 | | 30 |
| Cl2-BZ#8 | 86 | | 65 | | 40-140 | 28 | | 30 |
| Cl3-BZ#19 | 85 | | 65 | | 40-140 | 27 | | 30 |
| Cl2-BZ#14 | 86 | | 68 | | 40-140 | 23 | | 30 |
| Cl3-BZ#30 | 82 | | 62 | | 40-140 | 28 | | 30 |
| Cl3-BZ#18 | 87 | | 68 | | 40-140 | 25 | | 30 |
| Cl2-BZ#11 | 89 | | 68 | | 40-140 | 27 | | 30 |
| Cl3-BZ#17 | 86 | | 65 | | 40-140 | 28 | | 30 |
| Cl2-BZ#12 | 89 | | 69 | | 40-140 | 25 | | 30 |
| Cl3-BZ#27 | 86 | | 67 | | 40-140 | 25 | | 30 |
| Cl2-BZ#13 | 89 | | 68 | | 40-140 | 27 | | 30 |
| Cl3-BZ#24 | 85 | | 67 | | 40-140 | 24 | | 30 |
| Cl3-BZ#16 | 86 | | 68 | | 40-140 | 23 | | 30 |
| Cl3-BZ#32 | 87 | | 68 | | 40-140 | 25 | | 30 |
| Cl2-BZ#15 | 82 | | 63 | | 40-140 | 26 | | 30 |
| Cl3-BZ#34 | 87 | | 68 | | 40-140 | 25 | | 30 |

# Lab Control Sample Analysis
## Batch Quality Control

**Project Name:** NEW BEDFORD HARBOR-LTM
**Project Number:** 60597627

**Lab Number:** L2040925
**Report Date:** 10/19/20

| Parameter | LCS %Recovery | Qual | LCSD %Recovery | Qual | %Recovery Limits | RPD | Qual | RPD Limits |
|---|---|---|---|---|---|---|---|---|
| PCB Congeners/Homologs - Mansfield Lab Associated sample(s): 01-09 Batch: WG1417448-2 WG1417448-3 | | | | | | | | |
| Cl3-BZ#23 | 86 | | 67 | | 40-140 | 25 | | 30 |
| Cl4-BZ#54 | 82 | | 64 | | 40-140 | 25 | | 30 |
| Cl3-BZ#29-Cal | 91 | | 71 | | 40-140 | 25 | | 30 |
| Cl4-BZ#50-Cal | 91 | | 69 | | 40-140 | 28 | | 30 |
| Cl3-BZ#26 | 90 | | 70 | | 40-140 | 25 | | 30 |
| Cl3-BZ#25 | 92 | | 72 | | 40-140 | 24 | | 30 |
| Cl4-BZ#53 | 81 | | 67 | | 40-140 | 19 | | 30 |
| Cl3-BZ#-31 | 91 | | 70 | | 40-140 | 26 | | 30 |
| Cl3-BZ#28 | 91 | | 72 | | 40-140 | 23 | | 30 |
| Cl3-BZ#33 | 64 | | 51 | | 40-140 | 23 | | 30 |
| Cl4-BZ#51 | 88 | | 68 | | 40-140 | 26 | | 30 |
| Cl3-BZ#21/#20 | 111 | | 82 | | 40-140 | 30 | | 30 |
| Cl4-BZ#45 | 95 | | 73 | | 40-140 | 26 | | 30 |
| Cl3-BZ#22 | 96 | | 74 | | 40-140 | 26 | | 30 |
| Cl4-BZ#73/#46 | 94 | | 73 | | 40-140 | 25 | | 30 |
| Cl4-BZ#69 | 91 | | 71 | | 40-140 | 25 | | 30 |
| Cl4-BZ#43 | 86 | | 64 | | 40-140 | 29 | | 30 |
| Cl3-BZ#36 | 94 | | 71 | | 40-140 | 28 | | 30 |
| Cl4-BZ#52 | 88 | | 71 | | 40-140 | 21 | | 30 |
| Cl4-BZ#48 | 95 | | 72 | | 40-140 | 28 | | 30 |
| Cl4-BZ#49 | 92 | | 73 | | 40-140 | 23 | | 30 |
| Cl5-BZ#104 | 90 | | 69 | | 40-140 | 26 | | 30 |
| Cl4-BZ#47 | 85 | | 68 | | 40-140 | 22 | | 30 |

# Lab Control Sample Analysis
## Batch Quality Control

**Project Name:** NEW BEDFORD HARBOR-LTM
**Project Number:** 60597627

**Lab Number:** L2040925
**Report Date:** 10/19/20

| Parameter | LCS %Recovery | Qual | LCSD %Recovery | Qual | %Recovery Limits | RPD | Qual | RPD Limits |
|---|---|---|---|---|---|---|---|---|
| PCB Congeners/Homologs - Mansfield Lab Associated sample(s): 01-09 Batch: WG1417448-2 WG1417448-3 | | | | | | | | |
| Cl4-BZ#65/#75/#62 | 95 | | 74 | | 40-140 | 25 | | 30 |
| Cl3-BZ#39 | 91 | | 72 | | 40-140 | 23 | | 30 |
| Cl3-BZ#38 | 98 | | 73 | | 40-140 | 29 | | 30 |
| Cl4-BZ#44 | 96 | | 74 | | 40-140 | 26 | | 30 |
| Cl4-BZ#59 | 103 | | 72 | | 40-140 | **35** | Q | 30 |
| Cl4-BZ#42 | 89 | | 74 | | 40-140 | 18 | | 30 |
| Cl4-BZ#71 | 98 | | 77 | | 40-140 | 24 | | 30 |
| Cl3-BZ#35 | 99 | | 76 | | 40-140 | 26 | | 30 |
| Cl4-BZ#41 | 94 | | 73 | | 40-140 | 25 | | 30 |
| Cl4-BZ#72 | 99 | | 78 | | 40-140 | 24 | | 30 |
| Cl5-BZ#96 | 86 | | 67 | | 40-140 | 25 | | 30 |
| Cl5-BZ#103 | 91 | | 71 | | 40-140 | 25 | | 30 |
| Cl4-BZ#68/#64 | 96 | | 75 | | 40-140 | 25 | | 30 |
| Cl4-BZ#40 | 92 | | 71 | | 40-140 | 26 | | 30 |
| Cl3-BZ#37 | 101 | | 76 | | 40-140 | 28 | | 30 |
| Cl5-BZ#100 | 89 | | 70 | | 40-140 | 24 | | 30 |
| Cl5-BZ#94 | 90 | | 72 | | 40-140 | 22 | | 30 |
| Cl4-BZ#57 | 100 | | 77 | | 40-140 | 26 | | 30 |
| Cl4-BZ#67/#58 | 98 | | 76 | | 40-140 | 25 | | 30 |
| Cl5-BZ#102 | 87 | | 66 | | 40-140 | 27 | | 30 |
| Cl4-BZ#61 | 102 | | 78 | | 40-140 | 27 | | 30 |
| Cl5-BZ#98 | 86 | | 67 | | 40-140 | 25 | | 30 |
| Cl4-BZ#76 | 88 | | 68 | | 40-140 | 26 | | 30 |

# Lab Control Sample Analysis
## Batch Quality Control

**Project Name:** NEW BEDFORD HARBOR-LTM
**Project Number:** 60597627

**Lab Number:** L2040925
**Report Date:** 10/19/20

| Parameter | LCS %Recovery | Qual | LCSD %Recovery | Qual | %Recovery Limits | RPD | Qual | RPD Limits |
|---|---|---|---|---|---|---|---|---|
| PCB Congeners/Homologs - Mansfield Lab Associated sample(s): 01-09 Batch: WG1417448-2 WG1417448-3 | | | | | | | | |
| Cl5-BZ#93 | 88 | | 67 | | 40-140 | 27 | | 30 |
| Cl4-BZ#63 | 99 | | 76 | | 40-140 | 26 | | 30 |
| Cl5-BZ#121/#95/#88 | 94 | | 73 | | 40-140 | 25 | | 30 |
| Cl4-BZ#74 | 103 | | 79 | | 40-140 | 26 | | 30 |
| Cl6-BZ#155 | 91 | | 74 | | 40-140 | 21 | | 30 |
| Cl4-BZ#70 | 101 | | 80 | | 40-140 | 23 | | 30 |
| Cl5-BZ#91 | 87 | | 70 | | 40-140 | 22 | | 30 |
| Cl4-BZ#66 | 101 | | 80 | | 40-140 | 23 | | 30 |
| Cl4-BZ#80 | 103 | | 79 | | 40-140 | 26 | | 30 |
| Cl4-BZ#55 | 97 | | 73 | | 40-140 | 28 | | 30 |
| Cl5-BZ#92 | 99 | | 76 | | 40-140 | 26 | | 30 |
| Cl5-BZ#89/#84 | 93 | | 74 | | 40-140 | 23 | | 30 |
| Cl5-BZ#101/#90 | 98 | | 77 | | 40-140 | 24 | | 30 |
| Cl4-BZ#56 | 98 | | 74 | | 40-140 | 28 | | 30 |
| Cl5-BZ#113 | 95 | | 70 | | 40-140 | 30 | | 30 |
| Cl5-BZ#99 | 97 | | 74 | | 40-140 | 27 | | 30 |
| Cl6-BZ#150 | 91 | | 73 | | 40-140 | 22 | | 30 |
| Cl4-BZ#60 | 99 | | 74 | | 40-140 | 29 | | 30 |
| Cl6-BZ#152 | 96 | | 76 | | 40-140 | 23 | | 30 |
| Cl5-BZ#119 | 97 | | 75 | | 40-140 | 26 | | 30 |
| Cl5-BZ#83/#125/#112 | 102 | | 78 | | 40-140 | 27 | | 30 |
| Cl5-BZ#86/#109 | 91 | | 68 | | 40-140 | 29 | | 30 |
| Cl6-BZ#145 | 97 | | 73 | | 40-140 | 28 | | 30 |

# Lab Control Sample Analysis
## Batch Quality Control

**Project Name:** NEW BEDFORD HARBOR-LTM
**Project Number:** 60597627

**Lab Number:** L2040925
**Report Date:** 10/19/20

| Parameter | LCS %Recovery | Qual | LCSD %Recovery | Qual | %Recovery Limits | RPD | Qual | RPD Limits |
|---|---|---|---|---|---|---|---|---|
| PCB Congeners/Homologs - Mansfield Lab Associated sample(s): 01-09 Batch: WG1417448-2 WG1417448-3 | | | | | | | | |
| Cl5-BZ#97 | 98 | | 69 | | 40-140 | **35** | Q | 30 |
| Cl6-BZ#148 | 97 | | 74 | | 40-140 | 27 | | 30 |
| Cl4-BZ#79 | 108 | | 85 | | 40-140 | 24 | | 30 |
| Cl5-BZ#116 | 97 | | 76 | | 40-140 | 24 | | 30 |
| Cl6-BZ#154-Cal | 99 | | 79 | | 40-140 | 22 | | 30 |
| Cl4-BZ#78 | 99 | | 78 | | 40-140 | 24 | | 30 |
| Cl5-BZ#87/#111 | 96 | | 74 | | 40-140 | 26 | | 30 |
| Cl6-BZ#136 | 90 | | 72 | | 40-140 | 22 | | 30 |
| Cl5-BZ#117 | 97 | | 76 | | 40-140 | 24 | | 30 |
| Cl5-BZ#115 | 107 | | 77 | | 40-140 | **33** | Q | 30 |
| Cl5-BZ#85 | 84 | | 77 | | 40-140 | 9 | | 30 |
| Cl5-BZ#120 | 93 | | 74 | | 40-140 | 23 | | 30 |
| Cl5-BZ#110 | 97 | | 77 | | 40-140 | 23 | | 30 |
| Cl4-BZ#81 | 111 | | 83 | | 40-140 | 29 | | 30 |
| Cl6-BZ#151 | 83 | | 64 | | 40-140 | 26 | | 30 |
| Cl6-BZ#135 | 87 | | 68 | | 40-140 | 25 | | 30 |
| Cl5-BZ#82 | 84 | | 67 | | 40-140 | 23 | | 30 |
| Cl6-BZ#144 | 85 | | 66 | | 40-140 | 25 | | 30 |
| Cl6-BZ#147/#149 | 88 | | 70 | | 40-140 | 23 | | 30 |
| Cl4-BZ#77 | 93 | | 72 | | 40-140 | 25 | | 30 |
| Cl6-BZ#143/#139 | 85 | | 67 | | 40-140 | 24 | | 30 |
| Cl5-BZ#124 | 90 | | 70 | | 40-140 | 25 | | 30 |
| Cl6-BZ#140 | 84 | | 69 | | 40-140 | 20 | | 30 |

# Lab Control Sample Analysis
## Batch Quality Control

**Project Name:** NEW BEDFORD HARBOR-LTM
**Project Number:** 60597627

**Lab Number:** L2040925
**Report Date:** 10/19/20

| Parameter | LCS %Recovery | Qual | LCSD %Recovery | Qual | %Recovery Limits | RPD | Qual | RPD Limits |
|---|---|---|---|---|---|---|---|---|
| PCB Congeners/Homologs - Mansfield Lab Associated sample(s): 01-09 Batch: WG1417448-2 WG1417448-3 | | | | | | | | |
| Cl5-BZ#108 | 92 | | 70 | | 40-140 | 27 | | 30 |
| Cl5-BZ#107/#123 | 89 | | 70 | | 40-140 | 24 | | 30 |
| Cl7-BZ#188-Cal/RTW | 84 | | 66 | | 40-140 | 24 | | 30 |
| Cl6-BZ#134 | 83 | | 63 | | 40-140 | 27 | | 30 |
| Cl5-BZ#106 | 82 | | 64 | | 40-140 | 25 | | 30 |
| Cl6-BZ#133 | 101 | | 86 | | 40-140 | 16 | | 30 |
| Cl6-BZ#142 | 72 | | 52 | | 40-140 | **32** | Q | 30 |
| Cl5-BZ#118 | 85 | | 61 | | 40-140 | **33** | Q | 30 |
| Cl6-BZ#131 | 85 | | 69 | | 40-140 | 21 | | 30 |
| Cl7-BZ#184 | 87 | | 66 | | 40-140 | 27 | | 30 |
| Cl6-BZ#165 | 86 | | 70 | | 40-140 | 21 | | 30 |
| Cl6-BZ#146 | 94 | | 70 | | 40-140 | 29 | | 30 |
| Cl6-BZ#161 | 87 | | 66 | | 40-140 | 27 | | 30 |
| Cl5-BZ#122 | 86 | | 69 | | 40-140 | 22 | | 30 |
| Cl6-BZ#168 | 84 | | 65 | | 40-140 | 26 | | 30 |
| Cl5-BZ#114 | 86 | | 66 | | 40-140 | 26 | | 30 |
| Cl6-BZ#153 | 100 | | 75 | | 40-140 | 29 | | 30 |
| Cl6-BZ#132 | 90 | | 73 | | 40-140 | 21 | | 30 |
| Cl7-BZ#179 | 86 | | 73 | | 40-140 | 16 | | 30 |
| Cl6-BZ#141 | 100 | | 80 | | 40-140 | 22 | | 30 |
| Cl7-BZ#176 | 88 | | 72 | | 40-140 | 20 | | 30 |
| Cl5-BZ#105 | 92 | | 74 | | 40-140 | 22 | | 30 |
| Cl6-BZ#137 | 93 | | 76 | | 40-140 | 20 | | 30 |

# Lab Control Sample Analysis
## Batch Quality Control

**Project Name:** NEW BEDFORD HARBOR-LTM
**Project Number:** 60597627

**Lab Number:** L2040925
**Report Date:** 10/19/20

| Parameter | LCS %Recovery | Qual | LCSD %Recovery | Qual | %Recovery Limits | RPD | Qual | RPD Limits |
|---|---|---|---|---|---|---|---|---|
| PCB Congeners/Homologs - Mansfield Lab Associated sample(s): 01-09 Batch: WG1417448-2 WG1417448-3 | | | | | | | | |
| Cl5-BZ#127 | 88 | | 68 | | 40-140 | 26 | | 30 |
| Cl7-BZ#186 | 81 | | 65 | | 40-140 | 22 | | 30 |
| Cl6-BZ#130/#164 | 88 | | 70 | | 40-140 | 23 | | 30 |
| Cl7-BZ#178 | 91 | | 71 | | 40-140 | 25 | | 30 |
| Cl6-BZ#138 | 103 | | 76 | | 40-140 | 30 | | 30 |
| Cl6-BZ#163/#160 | 89 | | 74 | | 40-140 | 18 | | 30 |
| Cl6-BZ#129/#158 | 85 | | 65 | | 40-140 | 27 | | 30 |
| Cl7-BZ#182/#175 | 87 | | 69 | | 40-140 | 23 | | 30 |
| Cl7-BZ#187 | 88 | | 71 | | 40-140 | 21 | | 30 |
| Cl7-BZ#183 | 94 | | 73 | | 40-140 | 25 | | 30 |
| Cl6-BZ#166 | 96 | | 78 | | 40-140 | 21 | | 30 |
| Cl6-BZ#159 | 93 | | 74 | | 40-140 | 23 | | 30 |
| Cl5-BZ#126 | 91 | | 70 | | 40-140 | 26 | | 30 |
| Cl7-BZ#185 | 89 | | 71 | | 40-140 | 23 | | 30 |
| Cl6-BZ#162 | 92 | | 70 | | 40-140 | 27 | | 30 |
| Cl7-BZ#174 | 89 | | 70 | | 40-140 | 24 | | 30 |
| Cl6-BZ#128 | 90 | | 72 | | 40-140 | 22 | | 30 |
| Cl8-BZ#202 | 86 | | 70 | | 40-140 | 21 | | 30 |
| Cl6-BZ#167 | 94 | | 73 | | 40-140 | 25 | | 30 |
| Cl7-BZ#181 | 96 | | 75 | | 40-140 | 25 | | 30 |
| Cl7-BZ#177 | 96 | | 78 | | 40-140 | 21 | | 30 |
| Cl8-BZ#204/#200-CAL | 90 | | 73 | | 40-140 | 21 | | 30 |
| Cl7-BZ#171 | 94 | | 76 | | 40-140 | 21 | | 30 |

# Lab Control Sample Analysis
## Batch Quality Control

**Project Name:** NEW BEDFORD HARBOR-LTM
**Project Number:** 60597627

**Lab Number:** L2040925
**Report Date:** 10/19/20

| Parameter | LCS %Recovery | Qual | LCSD %Recovery | Qual | %Recovery Limits | RPD | Qual | RPD Limits |
|---|---|---|---|---|---|---|---|---|
| PCB Congeners/Homologs - Mansfield Lab Associated sample(s): 01-09 Batch: WG1417448-2 WG1417448-3 | | | | | | | | |
| Cl7-BZ#173 | 96 | | 78 | | 40-140 | 21 | | 30 |
| Cl8-BZ#197 | 90 | | 76 | | 40-140 | 17 | | 30 |
| Cl7-BZ#172 | 95 | | 77 | | 40-140 | 21 | | 30 |
| Cl7-BZ#192 | 86 | | 74 | | 40-140 | 15 | | 30 |
| Cl6-BZ#156 | 97 | | 76 | | 40-140 | 24 | | 30 |
| Cl6-BZ#157 | 86 | | 74 | | 40-140 | 15 | | 30 |
| Cl7-BZ#180 | 89 | | 72 | | 40-140 | 21 | | 30 |
| Cl7-BZ#193 | 83 | | 68 | | 40-140 | 20 | | 30 |
| Cl8-BZ#199 | 91 | | 71 | | 40-140 | 25 | | 30 |
| Cl7-BZ#191 | 93 | | 77 | | 40-140 | 19 | | 30 |
| Cl8-BZ#198 | 85 | | 71 | | 40-140 | 18 | | 30 |
| Cl8-BZ#201 | 97 | | 77 | | 40-140 | 23 | | 30 |
| Cl7-BZ#170 | 98 | | 77 | | 40-140 | 24 | | 30 |
| Cl7-BZ#190 | 94 | | 75 | | 40-140 | 22 | | 30 |
| Cl8-BZ#196 | 107 | | 83 | | 40-140 | 25 | | 30 |
| Cl8-BZ#203 | 86 | | 68 | | 40-140 | 23 | | 30 |
| Cl6-BZ#169 | 106 | | 86 | | 40-140 | 21 | | 30 |
| Cl9-BZ#208 | 92 | | 74 | | 40-140 | 22 | | 30 |
| Cl9-BZ#207 | 100 | | 78 | | 40-140 | 25 | | 30 |
| Cl7-BZ#189 | 101 | | 83 | | 40-140 | 20 | | 30 |
| Cl8-BZ#195 | 99 | | 82 | | 40-140 | 19 | | 30 |
| Cl8-BZ#194 | 109 | | 92 | | 40-140 | 17 | | 30 |
| Cl8-BZ#205 | 106 | | 92 | | 40-140 | 14 | | 30 |

# Lab Control Sample Analysis
## Batch Quality Control

**Project Name:** NEW BEDFORD HARBOR-LTM
**Project Number:** 60597627

**Lab Number:** L2040925
**Report Date:** 10/19/20

| Parameter | LCS %Recovery | Qual | LCSD %Recovery | Qual | %Recovery Limits | RPD | Qual | RPD Limits |
|---|---|---|---|---|---|---|---|---|
| PCB Congeners/Homologs - Mansfield Lab Associated sample(s): 01-09 Batch: WG1417448-2 WG1417448-3 | | | | | | | | |
| Cl9-BZ#206-Cal/RTW | 105 | | 90 | | 40-140 | 15 | | 30 |
| Cl10-BZ#209-Cal/RTW | 103 | | 84 | | 40-140 | 20 | | 30 |

| Surrogate | LCS %Recovery | Qual | LCSD %Recovery | Qual | Acceptance Criteria |
|---|---|---|---|---|---|
| Cl3-BZ#19-C13 (surr) | 82 | | 64 | | 50-125 |
| Cl8-BZ#202-C13 (surr) | 83 | | 69 | | 50-125 |

# Matrix Spike Analysis

***Batch Quality Control***

***Project Name:*** NEW BEDFORD HARBOR-LTM

***Project Number:*** 60597627

***Lab Number:*** L2040925

***Report Date:*** 10/19/20

| Parameter | Native Sample | MS Added | MS Found | MS %Recovery | Qual | MSD Found | MSD %Recovery | Qual | Recovery Limits | RPD | Qual | RPD Limits |
|---|---|---|---|---|---|---|---|---|---|---|---|---|
| PCB Congeners/Homologs - Mansfield Lab Associated sample(s): 01-09 QC Batch ID: WG1417448-5 WG1417448-6 QC Sample: L2040925-03 Client ID: S-325-20FSP20-01 | | | | | | | | | | | | |
| Cl1-BZ#1-Cal/RTW | 0.312 | 10.2 | 7.06 | 66 | | 6.73 | 66 | | 40-140 | 5 | | 30 |
| Cl1-BZ#2 | 0.161J | 10.2 | 7.53 | 74 | | 7.26 | 75 | | 40-140 | 4 | | 30 |
| Cl1-BZ#3 | 0.220 | 10.2 | 7.59 | 72 | | 7.33 | 73 | | 40-140 | 3 | | 30 |
| Cl2-BZ#4/#10 | 0.533 | 20.5 | 14.9 | 70 | | 14.0 | 69 | | 40-140 | 6 | | 30 |
| Cl2-BZ#9 | 0.233 | 10.2 | 8.04 | 76 | | 7.65 | 76 | | 40-140 | 5 | | 30 |
| Cl2-BZ#7 | 0.276 | 10.2 | 8.04 | 76 | | 7.79 | 77 | | 40-140 | 3 | | 30 |
| Cl2-BZ#6 | 1.80 | 10.2 | 9.75 | 78 | | 9.42 | 78 | | 40-140 | 3 | | 30 |
| Cl2-BZ#5 | ND | 10.2 | 8.06 | 79 | | 7.79 | 80 | | 40-140 | 3 | | 30 |
| Cl2-BZ#8 | 4.10 | 10.2 | 12.1 | 78 | | 11.5 | 76 | | 40-140 | 5 | | 30 |
| Cl3-BZ#19 | 0.254 | 10.2 | 7.90 | 75 | | 7.39 | 73 | | 40-140 | 7 | | 30 |
| Cl2-BZ#14 | ND | 10.2 | 8.43 | 82 | | 7.84 | 80 | | 40-140 | 7 | | 30 |
| Cl3-BZ#30 | ND | 10.2 | 7.63 | 75 | | 7.14 | 73 | | 40-140 | 7 | | 30 |
| Cl3-BZ#18 | 3.27 | 10.2 | 11.8 | 83 | | 11.3 | 82 | | 40-140 | 4 | | 30 |
| Cl2-BZ#11 | 1.30 | 10.2 | 9.82 | 83 | | 9.30 | 82 | | 40-140 | 5 | | 30 |
| Cl3-BZ#17 | 1.96 | 10.2 | 10.1 | 80 | | 9.83 | 81 | | 40-140 | 3 | | 30 |
| Cl2-BZ#12 | 0.228 | 10.2 | 8.83 | 84 | | 8.37 | 84 | | 40-140 | 5 | | 30 |
| Cl3-BZ#27 | 0.416 | 10.2 | 8.56 | 80 | | 8.12 | 79 | | 40-140 | 5 | | 30 |
| Cl2-BZ#13 | 0.981 | 10.2 | 9.41 | 82 | | 8.98 | 82 | | 40-140 | 5 | | 30 |
| Cl3-BZ#24 | ND | 10.2 | 8.02 | 78 | | 7.69 | 79 | | 40-140 | 4 | | 30 |
| Cl3-BZ#16 | 1.01 | 10.2 | 9.30 | 81 | | 8.74 | 79 | | 40-140 | 6 | | 30 |
| Cl3-BZ#32 | 1.54 | 10.2 | 9.67 | 79 | | 9.15 | 78 | | 40-140 | 6 | | 30 |
| Cl2-BZ#15 | 4.60 | 10.2 | 12.0 | 72 | | 11.3 | 69 | | 40-140 | 6 | | 30 |
| Cl3-BZ#34 | 0.115J | 10.2 | 8.38 | 82 | | 8.10 | 83 | | 40-140 | 3 | | 30 |

# Matrix Spike Analysis

***Batch Quality Control***

***Project Name:*** NEW BEDFORD HARBOR-LTM

***Project Number:*** 60597627

***Lab Number:*** L2040925

***Report Date:*** 10/19/20

| Parameter | Native Sample | MS Added | MS Found | MS %Recovery | Qual | MSD Found | MSD %Recovery | Qual | Recovery Limits | RPD | Qual | RPD Limits |
|---|---|---|---|---|---|---|---|---|---|---|---|---|
| PCB Congeners/Homologs - Mansfield Lab Associated sample(s): 01-09 QC Batch ID: WG1417448-5 WG1417448-6 QC Sample: L2040925-03 Client ID: S-325-20FSP20-01 | | | | | | | | | | | | |
| Cl3-BZ#23 | ND | 10.2 | 8.28 | 81 | | 8.00 | 82 | | 40-140 | 3 | | 30 |
| Cl4-BZ#54 | ND | 10.2 | 7.66 | 75 | | 7.16 | 73 | | 40-140 | 7 | | 30 |
| Cl3-BZ#29-Cal | ND | 10.2 | 8.86 | 87 | | 8.41 | 86 | | 40-140 | 5 | | 30 |
| Cl4-BZ#50-Cal | ND | 10.2 | 8.79 | 86 | | 8.28 | 85 | | 40-140 | 6 | | 30 |
| Cl3-BZ#26 | 6.13 | 10.2 | 15.2 | 89 | | 14.1 | 82 | | 40-140 | 8 | | 30 |
| Cl3-BZ#25 | 3.96 | 10.2 | 13.0 | 88 | | 12.1 | 84 | | 40-140 | 7 | | 30 |
| Cl4-BZ#53 | 0.962 | 10.2 | 8.80 | 77 | | 8.91 | 82 | | 40-140 | 1 | | 30 |
| Cl3-BZ#-31 | 11.2 | 10.2 | 20.4 | 90 | | 19.5 | 85 | | 40-140 | 5 | | 30 |
| Cl3-BZ#28 | 14.2 | 10.2 | 23.6 | 92 | | 22.3 | 83 | | 40-140 | 6 | | 30 |
| Cl3-BZ#33 | 3.86 | 10.2 | 12.8 | 87 | | 12.1 | 85 | | 40-140 | 6 | | 30 |
| Cl4-BZ#51 | 0.347 | 10.2 | 8.39 | 79 | | 8.01 | 79 | | 40-140 | 5 | | 30 |
| Cl3-BZ#21/#20 | 0.815 | 20.5 | 18.0 | 84 | | 17.4 | 85 | | 40-140 | 3 | | 30 |
| Cl4-BZ#45 | 0.592 | 10.2 | 9.16 | 84 | | 8.87 | 85 | | 40-140 | 3 | | 30 |
| Cl3-BZ#22 | 3.37 | 10.2 | 13.0 | 94 | | 12.4 | 93 | | 40-140 | 5 | | 30 |
| Cl4-BZ#73/#46 | 0.498 | 20.5 | 17.8 | 85 | | 17.0 | 85 | | 40-140 | 5 | | 30 |
| Cl4-BZ#69 | ND | 10.2 | 9.30 | 91 | | 8.38 | 86 | | 40-140 | 10 | | 30 |
| Cl4-BZ#43 | 0.294 | 10.2 | 7.46 | 70 | | 7.61 | 75 | | 40-140 | 2 | | 30 |
| Cl3-BZ#36 | 0.140J | 10.2 | 9.08 | 89 | | 8.69 | 89 | | 40-140 | 4 | | 30 |
| Cl4-BZ#52 | 13.0 | 10.2 | 22.2 | 90 | | 20.7 | 79 | | 40-140 | 7 | | 30 |
| Cl4-BZ#48 | 0.848 | 10.2 | 9.91 | 89 | | 9.47 | 88 | | 40-140 | 5 | | 30 |
| Cl4-BZ#49 | 12.8 | 10.2 | 21.6 | 86 | | 20.3 | 77 | | 40-140 | 6 | | 30 |
| Cl5-BZ#104 | ND | 10.2 | 7.96 | 78 | | 7.51 | 77 | | 40-140 | 6 | | 30 |
| Cl4-BZ#47 | 4.10 | 10.2 | 14.6 | 103 | | 13.9 | 101 | | 40-140 | 5 | | 30 |

# Matrix Spike Analysis

***Batch Quality Control***

***Project Name:*** NEW BEDFORD HARBOR-LTM

***Project Number:*** 60597627

***Lab Number:*** L2040925

***Report Date:*** 10/19/20

| Parameter | Native Sample | MS Added | MS Found | MS %Recovery | Qual | MSD Found | MSD %Recovery | Qual | Recovery Limits | RPD | Qual | RPD Limits |
|---|---|---|---|---|---|---|---|---|---|---|---|---|
| PCB Congeners/Homologs - Mansfield Lab Associated sample(s): 01-09 QC Batch ID: WG1417448-5 WG1417448-6 QC Sample: L2040925-03 Client ID: S-325-20FSP20-01 | | | | | | | | | | | | |
| Cl4-BZ#65/#75/#62 | 0.351J | 30.7 | 24.6 | 80 | | 23.4 | 80 | | 40-140 | 5 | | 30 |
| Cl3-BZ#39 | ND | 10.2 | 8.73 | 85 | | 8.03 | 82 | | 40-140 | 8 | | 30 |
| Cl3-BZ#38 | ND | 10.2 | 9.45 | 92 | | 8.80 | 90 | | 40-140 | 7 | | 30 |
| Cl4-BZ#44 | 6.36 | 10.2 | 15.7 | 91 | | 14.7 | 86 | | 40-140 | 7 | | 30 |
| Cl4-BZ#59 | 0.897 | 10.2 | 10.2 | 91 | | 9.52 | 88 | | 40-140 | 7 | | 30 |
| Cl4-BZ#42 | 2.76 | 10.2 | 12.3 | 93 | | 11.6 | 91 | | 40-140 | 6 | | 30 |
| Cl4-BZ#71 | 2.26 | 10.2 | 11.6 | 91 | | 10.7 | 87 | | 40-140 | 8 | | 30 |
| Cl3-BZ#35 | 0.448 | 10.2 | 10.2 | 95 | | 9.58 | 94 | | 40-140 | 6 | | 30 |
| Cl4-BZ#41 | 0.272 | 10.2 | 9.46 | 90 | | 8.78 | 87 | | 40-140 | 7 | | 30 |
| Cl4-BZ#72 | 0.687 | 10.2 | 10.3 | 94 | | 9.52 | 91 | | 40-140 | 8 | | 30 |
| Cl5-BZ#96 | ND | 10.2 | 7.68 | 75 | | 7.50 | 77 | | 40-140 | 2 | | 30 |
| Cl5-BZ#103 | 0.382 | 10.2 | 8.47 | 79 | | 8.03 | 78 | | 40-140 | 5 | | 30 |
| Cl4-BZ#68/#64 | 3.93 | 20.5 | 22.4 | 90 | | 21.2 | 89 | | 40-140 | 6 | | 30 |
| Cl4-BZ#40 | 1.14 | 10.2 | 9.93 | 86 | | 9.18 | 83 | | 40-140 | 8 | | 30 |
| Cl3-BZ#37 | 4.38 | 10.2 | 14.3 | 97 | | 13.6 | 95 | | 40-140 | 5 | | 30 |
| Cl5-BZ#100 | 0.336 | 10.2 | 8.52 | 80 | | 8.41 | 83 | | 40-140 | 1 | | 30 |
| Cl5-BZ#94 | ND | 10.2 | 8.09 | 79 | | 7.50 | 77 | | 40-140 | 8 | | 30 |
| Cl4-BZ#57 | 0.402 | 10.2 | 9.75 | 91 | | 9.39 | 92 | | 40-140 | 4 | | 30 |
| Cl4-BZ#67/#58 | 1.38 | 20.5 | 20.2 | 92 | | 19.3 | 92 | | 40-140 | 5 | | 30 |
| Cl5-BZ#102 | 0.768 | 10.2 | 8.78 | 78 | | 8.26 | 77 | | 40-140 | 6 | | 30 |
| Cl4-BZ#61 | ND | 10.2 | 9.83 | 96 | | 9.43 | 97 | | 40-140 | 4 | | 30 |
| Cl5-BZ#98 | ND | 10.2 | 8.10 | 79 | | 7.71 | 79 | | 40-140 | 5 | | 30 |
| Cl4-BZ#76 | ND | 10.2 | 8.44 | 83 | | 8.28 | 85 | | 40-140 | 2 | | 30 |

# Matrix Spike Analysis

***Batch Quality Control***

***Project Name:*** NEW BEDFORD HARBOR-LTM

***Project Number:*** 60597627

***Lab Number:*** L2040925

***Report Date:*** 10/19/20

| Parameter | Native Sample | MS Added | MS Found | MS %Recovery | Qual | MSD Found | MSD %Recovery | Qual | Recovery Limits | RPD | Qual | RPD Limits |
|---|---|---|---|---|---|---|---|---|---|---|---|---|
| PCB Congeners/Homologs - Mansfield Lab Associated sample(s): 01-09 QC Batch ID: WG1417448-5 WG1417448-6 QC Sample: L2040925-03 Client ID: S-325-20FSP20-01 | | | | | | | | | | | | |
| Cl5-BZ#93 | ND | 10.2 | 8.16 | 80 | | 7.83 | 80 | | 40-140 | 4 | | 30 |
| Cl4-BZ#63 | 0.745 | 10.2 | 10.4 | 94 | | 9.86 | 94 | | 40-140 | 5 | | 30 |
| Cl5-BZ#121/#95/#88 | 9.02 | 30.7 | 35.0 | 85 | | 33.0 | 82 | | 40-140 | 6 | | 30 |
| Cl4-BZ#74 | 5.80 | 10.2 | 16.0 | 100 | | 15.3 | 97 | | 40-140 | 4 | | 30 |
| Cl6-BZ#155 | ND | 10.2 | 8.17 | 80 | | 7.70 | 79 | | 40-140 | 6 | | 30 |
| Cl4-BZ#70 | 12.3 | 10.2 | 22.3 | 98 | | 21.4 | 93 | | 40-140 | 4 | | 30 |
| Cl5-BZ#91 | 3.60 | 10.2 | 12.4 | 86 | | 11.4 | 80 | | 40-140 | 8 | | 30 |
| Cl4-BZ#66 | 15.3 | 10.2 | 25.6 | 101 | | 23.9 | 88 | | 40-140 | 7 | | 30 |
| Cl4-BZ#80 | ND | 10.2 | 9.94 | 97 | | 9.59 | 98 | | 40-140 | 4 | | 30 |
| Cl4-BZ#55 | 0.608 | 10.2 | 10.0 | 92 | | 9.63 | 93 | | 40-140 | 4 | | 30 |
| Cl5-BZ#92 | 4.88 | 10.2 | 13.6 | 85 | | 12.6 | 79 | | 40-140 | 8 | | 30 |
| Cl5-BZ#89/#84 | 3.62 | 20.5 | 21.2 | 86 | | 19.9 | 84 | | 40-140 | 6 | | 30 |
| Cl5-BZ#101/#90 | 21.2 | 20.5 | 38.8 | 86 | | 37.4 | 83 | | 40-140 | 4 | | 30 |
| Cl4-BZ#56 | 3.74 | 10.2 | 13.3 | 93 | | 12.4 | 89 | | 40-140 | 7 | | 30 |
| Cl5-BZ#113 | 0.400 | 10.2 | 8.30 | 77 | | 7.74 | 75 | | 40-140 | 7 | | 30 |
| Cl5-BZ#99 | 14.1 | 10.2 | 24.2 | 99 | | 22.3 | 84 | | 40-140 | 8 | | 30 |
| Cl6-BZ#150 | 0.108J | 10.2 | 8.50 | 83 | | 8.17 | 84 | | 40-140 | 4 | | 30 |
| Cl4-BZ#60 | 1.75 | 10.2 | 11.2 | 92 | | 10.8 | 93 | | 40-140 | 4 | | 30 |
| Cl6-BZ#152 | ND | 10.2 | 8.96 | 88 | | 8.56 | 88 | | 40-140 | 5 | | 30 |
| Cl5-BZ#119 | 1.24 | 10.2 | 10.0 | 86 | | 9.68 | 87 | | 40-140 | 3 | | 30 |
| Cl5-BZ#83/#125/#112 | 1.11 | 30.7 | 29.8 | 93 | | 27.7 | 91 | | 40-140 | 7 | | 30 |
| Cl5-BZ#86/#109 | ND | 20.5 | 17.9 | 87 | | 16.9 | 87 | | 40-140 | 6 | | 30 |
| Cl6-BZ#145 | ND | 10.2 | 8.63 | 84 | | 8.00 | 82 | | 40-140 | 8 | | 30 |

# Matrix Spike Analysis

***Batch Quality Control***

***Project Name:*** NEW BEDFORD HARBOR-LTM

***Project Number:*** 60597627

***Lab Number:*** L2040925

***Report Date:*** 10/19/20

| Parameter | Native Sample | MS Added | MS Found | MS %Recovery | Qual | MSD Found | MSD %Recovery | Qual | Recovery Limits | RPD | Qual | RPD Limits |
|---|---|---|---|---|---|---|---|---|---|---|---|---|
| PCB Congeners/Homologs - Mansfield Lab Associated sample(s): 01-09 QC Batch ID: WG1417448-5 WG1417448-6 QC Sample: L2040925-03 Client ID: S-325-20FSP20-01 | | | | | | | | | | | | |
| Cl5-BZ#97 | 6.90 | 10.2 | 14.8 | 77 | | 14.4 | 77 | | 40-140 | 3 | | 30 |
| Cl6-BZ#148 | ND | 10.2 | 8.99 | 88 | | 8.50 | 87 | | 40-140 | 6 | | 30 |
| Cl4-BZ#79 | ND | 10.2 | 11.3 | 110 | | 10.5 | 108 | | 40-140 | 7 | | 30 |
| Cl5-BZ#116 | ND | 10.2 | 9.19 | 90 | | 8.79 | 90 | | 40-140 | 4 | | 30 |
| Cl6-BZ#154-Cal | 0.576 | 10.2 | 9.75 | 90 | | 9.26 | 89 | | 40-140 | 5 | | 30 |
| Cl4-BZ#78 | ND | 10.2 | 10.3 | 101 | | 9.71 | 100 | | 40-140 | 6 | | 30 |
| Cl5-BZ#87/#111 | 4.16 | 20.5 | 22.9 | 92 | | 21.4 | 88 | | 40-140 | 7 | | 30 |
| Cl6-BZ#136 | 1.75 | 10.2 | 10.2 | 83 | | 9.70 | 82 | | 40-140 | 5 | | 30 |
| Cl5-BZ#117 | 0.912 | 10.2 | 11.1 | 100 | | 9.36 | 87 | | 40-140 | 17 | | 30 |
| Cl5-BZ#115 | ND | 10.2 | 8.05 | 79 | | 9.32 | 96 | | 40-140 | 15 | | 30 |
| Cl5-BZ#85 | 3.80 | 10.2 | 13.8 | 98 | | 12.6 | 90 | | 40-140 | 9 | | 30 |
| Cl5-BZ#120 | 0.530 | 10.2 | 9.24 | 85 | | 9.22 | 89 | | 40-140 | 0 | | 30 |
| Cl5-BZ#110 | 24.7 | 10.2 | 34.5 | 96 | | 32.0 | 75 | | 40-140 | 8 | | 30 |
| Cl4-BZ#81 | ND | 10.2 | 11.3 | 110 | | 10.8 | 111 | | 40-140 | 5 | | 30 |
| Cl6-BZ#151 | 1.92 | 10.2 | 9.83 | 77 | | 9.37 | 76 | | 40-140 | 5 | | 30 |
| Cl6-BZ#135 | 2.08 | 10.2 | 9.97 | 77 | | 9.67 | 78 | | 40-140 | 3 | | 30 |
| Cl5-BZ#82 | 1.26 | 10.2 | 8.90 | 75 | | 8.93 | 79 | | 40-140 | 0 | | 30 |
| Cl6-BZ#144 | 0.471 | 10.2 | 8.18 | 75 | | 7.89 | 76 | | 40-140 | 4 | | 30 |
| Cl6-BZ#147/#149 | 13.9 | 20.5 | 29.9 | 78 | | 29.5 | 80 | | 40-140 | 1 | | 30 |
| Cl4-BZ#77 | 1.82 | 10.2 | 11.5 | 95 | | 11.0 | 94 | | 40-140 | 4 | | 30 |
| Cl6-BZ#143/#139 | 0.372J | 20.5 | 16.0 | 78 | | 15.3 | 79 | | 40-140 | 4 | | 30 |
| Cl5-BZ#124 | 0.794 | 10.2 | 9.18 | 82 | | 8.67 | 81 | | 40-140 | 6 | | 30 |
| Cl6-BZ#140 | ND | 10.2 | 7.81 | 76 | | 7.60 | 78 | | 40-140 | 3 | | 30 |

# Matrix Spike Analysis

***Batch Quality Control***

***Project Name:*** NEW BEDFORD HARBOR-LTM

***Project Number:*** 60597627

***Lab Number:*** L2040925

***Report Date:*** 10/19/20

| Parameter | Native Sample | MS Added | MS Found | MS %Recovery | Qual | MSD Found | MSD %Recovery | Qual | Recovery Limits | RPD | Qual | RPD Limits |
|---|---|---|---|---|---|---|---|---|---|---|---|---|
| PCB Congeners/Homologs - Mansfield Lab Associated sample(s): 01-09 QC Batch ID: WG1417448-5 WG1417448-6 QC Sample: L2040925-03 Client ID: S-325-20FSP20-01 | | | | | | | | | | | | |
| Cl5-BZ#108 | ND | 10.2 | 9.03 | 88 | | 8.40 | 86 | | 40-140 | 7 | | 30 |
| Cl5-BZ#107/#123 | 2.46 | 20.5 | 19.7 | 84 | | 19.3 | 86 | | 40-140 | 2 | | 30 |
| Cl7-BZ#188-Cal/RTW | ND | 10.2 | 7.20 | 70 | | 7.05 | 72 | | 40-140 | 2 | | 30 |
| Cl6-BZ#134 | 1.19 | 10.2 | 8.11 | 68 | | 8.35 | 73 | | 40-140 | 3 | | 30 |
| Cl5-BZ#106 | ND | 10.2 | 8.10 | 79 | | 7.52 | 77 | | 40-140 | 7 | | 30 |
| Cl6-BZ#133 | 0.326 | 10.2 | 9.99 | 94 | | 9.38 | 93 | | 40-140 | 6 | | 30 |
| Cl6-BZ#142 | ND | 10.2 | 6.67 | 65 | | 6.21 | 64 | | 40-140 | 7 | | 30 |
| Cl5-BZ#118 | 28.7 | 10.2 | 36.1 | 72 | | 34.4 | 59 | | 40-140 | 5 | | 30 |
| Cl6-BZ#131 | 0.214 | 10.2 | 7.52 | 71 | | 7.56 | 75 | | 40-140 | 1 | | 30 |
| Cl7-BZ#184 | ND | 10.2 | 7.61 | 74 | | 7.19 | 74 | | 40-140 | 6 | | 30 |
| Cl6-BZ#165 | ND | 10.2 | 8.01 | 78 | | 7.92 | 81 | | 40-140 | 1 | | 30 |
| Cl6-BZ#146 | 3.79 | 10.2 | 12.0 | 80 | | 11.5 | 79 | | 40-140 | 4 | | 30 |
| Cl6-BZ#161 | ND | 10.2 | 7.93 | 78 | | 8.17 | 84 | | 40-140 | 3 | | 30 |
| Cl5-BZ#122 | ND | 10.2 | 8.40 | 82 | | 8.30 | 85 | | 40-140 | 1 | | 30 |
| Cl6-BZ#168 | ND | 10.2 | 9.32 | 91 | | 9.32 | 96 | | 40-140 | 0 | | 30 |
| Cl5-BZ#114 | 0.659 | 10.2 | 8.92 | 81 | | 8.36 | 79 | | 40-140 | 6 | | 30 |
| Cl6-BZ#153 | 21.1 | 10.2 | 28.6 | 73 | | 26.9 | 60 | | 40-140 | 6 | | 30 |
| Cl6-BZ#132 | 5.55 | 10.2 | 13.9 | 82 | | 13.7 | 84 | | 40-140 | 1 | | 30 |
| Cl7-BZ#179 | 0.761 | 10.2 | 8.49 | 76 | | 8.62 | 81 | | 40-140 | 2 | | 30 |
| Cl6-BZ#141 | 1.45 | 10.2 | 11.0 | 93 | | 10.9 | 97 | | 40-140 | 1 | | 30 |
| Cl7-BZ#176 | 0.313 | 10.2 | 7.96 | 75 | | 7.91 | 78 | | 40-140 | 1 | | 30 |
| Cl5-BZ#105 | 7.30 | 10.2 | 15.1 | 76 | | 15.0 | 79 | | 40-140 | 1 | | 30 |
| Cl6-BZ#137 | 1.08 | 10.2 | 10.2 | 89 | | 9.85 | 90 | | 40-140 | 3 | | 30 |

# Matrix Spike Analysis

***Batch Quality Control***

***Project Name:*** NEW BEDFORD HARBOR-LTM

***Project Number:*** 60597627

***Lab Number:*** L2040925

***Report Date:*** 10/19/20

| Parameter | Native Sample | MS Added | MS Found | MS %Recovery | Qual | MSD Found | MSD %Recovery | Qual | Recovery Limits | RPD | Qual | RPD Limits |
|---|---|---|---|---|---|---|---|---|---|---|---|---|
| PCB Congeners/Homologs - Mansfield Lab Associated sample(s): 01-09 QC Batch ID: WG1417448-5 WG1417448-6 QC Sample: L2040925-03 Client ID: S-325-20FSP20-01 | | | | | | | | | | | | |
| Cl5-BZ#127 | ND | 10.2 | 8.45 | 83 | | 8.15 | 84 | | 40-140 | 4 | | 30 |
| Cl7-BZ#186 | ND | 10.2 | 7.36 | 72 | | 6.91 | 71 | | 40-140 | 6 | | 30 |
| Cl6-BZ#130/#164 | 2.97 | 20.5 | 19.7 | 82 | | 19.6 | 85 | | 40-140 | 1 | | 30 |
| Cl7-BZ#178 | 0.520 | 10.2 | 8.89 | 82 | | 8.72 | 84 | | 40-140 | 2 | | 30 |
| Cl6-BZ#138 | 17.5 | 10.2 | 27.8 | 101 | | 25.8 | 85 | | 40-140 | 7 | | 30 |
| Cl6-BZ#163/#160 | 5.87 | 20.5 | 23.0 | 84 | | 22.0 | 83 | | 40-140 | 4 | | 30 |
| Cl6-BZ#129/#158 | 2.76 | 20.5 | 18.9 | 79 | | 18.2 | 79 | | 40-140 | 4 | | 30 |
| Cl7-BZ#182/#175 | ND | 20.5 | 16.0 | 78 | | 15.5 | 80 | | 40-140 | 3 | | 30 |
| Cl7-BZ#187 | 2.58 | 10.2 | 10.4 | 76 | | 10.1 | 77 | | 40-140 | 3 | | 30 |
| Cl7-BZ#183 | 1.14 | 10.2 | 9.65 | 83 | | 9.67 | 88 | | 40-140 | 0 | | 30 |
| Cl6-BZ#166 | ND | 10.2 | 9.93 | 97 | | 9.37 | 96 | | 40-140 | 6 | | 30 |
| Cl6-BZ#159 | ND | 10.2 | 9.41 | 92 | | 9.07 | 93 | | 40-140 | 4 | | 30 |
| Cl5-BZ#126 | ND | 10.2 | 9.57 | 94 | | 8.87 | 91 | | 40-140 | 8 | | 30 |
| Cl7-BZ#185 | ND | 10.2 | 7.92 | 77 | | 8.10 | 83 | | 40-140 | 2 | | 30 |
| Cl6-BZ#162 | ND | 10.2 | 8.64 | 84 | | 8.62 | 88 | | 40-140 | 0 | | 30 |
| Cl7-BZ#174 | 1.31 | 10.2 | 9.25 | 78 | | 9.10 | 80 | | 40-140 | 2 | | 30 |
| Cl6-BZ#128 | 5.22 | 10.2 | 13.8 | 84 | | 13.5 | 85 | | 40-140 | 2 | | 30 |
| Cl8-BZ#202 | ND | 10.2 | 7.86 | 77 | | 7.48 | 77 | | 40-140 | 5 | | 30 |
| Cl6-BZ#167 | 1.14 | 10.2 | 10.0 | 87 | | 9.84 | 89 | | 40-140 | 2 | | 30 |
| Cl7-BZ#181 | ND | 10.2 | 8.97 | 88 | | 9.01 | 92 | | 40-140 | 0 | | 30 |
| Cl7-BZ#177 | 1.19 | 10.2 | 10.7 | 93 | | 9.92 | 90 | | 40-140 | 8 | | 30 |
| Cl8-BZ#204/#200-CAL | ND | 20.5 | 16.3 | 80 | | 16.3 | 84 | | 40-140 | 0 | | 30 |
| Cl7-BZ#171 | 0.797 | 10.2 | 9.56 | 86 | | 9.43 | 89 | | 40-140 | 1 | | 30 |

# Matrix Spike Analysis

***Batch Quality Control***

***Project Name:*** NEW BEDFORD HARBOR-LTM

***Project Number:*** 60597627

***Lab Number:*** L2040925

***Report Date:*** 10/19/20

| Parameter | Native Sample | MS Added | MS Found | MS %Recovery | Qual | MSD Found | MSD %Recovery | Qual | Recovery Limits | RPD | Qual | RPD Limits |
|---|---|---|---|---|---|---|---|---|---|---|---|---|
| PCB Congeners/Homologs - Mansfield Lab Associated sample(s): 01-09 QC Batch ID: WG1417448-5 WG1417448-6 QC Sample: L2040925-03 Client ID: S-325-20FSP20-01 | | | | | | | | | | | | |
| Cl7-BZ#173 | ND | 10.2 | 9.05 | 88 | | 8.92 | 92 | | 40-140 | 1 | | 30 |
| Cl8-BZ#197 | ND | 10.2 | 8.50 | 83 | | 8.35 | 86 | | 40-140 | 2 | | 30 |
| Cl7-BZ#172 | 0.672 | 10.2 | 9.46 | 86 | | 9.65 | 92 | | 40-140 | 2 | | 30 |
| Cl7-BZ#192 | ND | 10.2 | 8.33 | 81 | | 8.42 | 86 | | 40-140 | 1 | | 30 |
| Cl6-BZ#156 | 2.92 | 10.2 | 12.8 | 97 | | 12.2 | 95 | | 40-140 | 5 | | 30 |
| Cl6-BZ#157 | 0.904 | 10.2 | 9.74 | 86 | | 8.54 | 78 | | 40-140 | 13 | | 30 |
| Cl7-BZ#180 | 3.16 | 10.2 | 10.9 | 76 | | 10.4 | 74 | | 40-140 | 5 | | 30 |
| Cl7-BZ#193 | 0.265 | 10.2 | 8.40 | 80 | | 7.92 | 79 | | 40-140 | 6 | | 30 |
| Cl8-BZ#199 | ND | 10.2 | 8.30 | 81 | | 7.70 | 79 | | 40-140 | 8 | | 30 |
| Cl7-BZ#191 | ND | 10.2 | 9.40 | 92 | | 9.51 | 98 | | 40-140 | 1 | | 30 |
| Cl8-BZ#198 | ND | 10.2 | 8.31 | 81 | | 8.04 | 83 | | 40-140 | 3 | | 30 |
| Cl8-BZ#201 | 0.926 | 10.2 | 9.39 | 83 | | 9.39 | 87 | | 40-140 | 0 | | 30 |
| Cl7-BZ#170 | 2.87 | 10.2 | 12.2 | 91 | | 12.2 | 96 | | 40-140 | 0 | | 30 |
| Cl7-BZ#190 | 0.427 | 10.2 | 9.47 | 88 | | 9.34 | 91 | | 40-140 | 1 | | 30 |
| Cl8-BZ#196 | ND | 10.2 | 9.72 | 95 | | 10.2 | 105 | | 40-140 | 5 | | 30 |
| Cl8-BZ#203 | ND | 10.2 | 8.14 | 80 | | 8.10 | 83 | | 40-140 | 0 | | 30 |
| Cl6-BZ#169 | ND | 10.2 | 11.4 | 111 | | 11.3 | 116 | | 40-140 | 1 | | 30 |
| Cl9-BZ#208 | 0.274 | 10.2 | 8.99 | 85 | | 8.62 | 86 | | 40-140 | 4 | | 30 |
| Cl9-BZ#207 | ND | 10.2 | 9.07 | 89 | | 8.78 | 90 | | 40-140 | 3 | | 30 |
| Cl7-BZ#189 | ND | 10.2 | 10.5 | 103 | | 10.0 | 103 | | 40-140 | 5 | | 30 |
| Cl8-BZ#195 | ND | 10.2 | 11.0 | 107 | | 9.68 | 99 | | 40-140 | 13 | | 30 |
| Cl8-BZ#194 | 1.41 | 10.2 | 11.6 | 100 | | 11.6 | 105 | | 40-140 | 0 | | 30 |
| Cl8-BZ#205 | ND | 10.2 | 10.5 | 103 | | 9.94 | 102 | | 40-140 | 5 | | 30 |

# Matrix Spike Analysis

***Batch Quality Control***

***Project Name:*** NEW BEDFORD HARBOR-LTM

***Project Number:*** 60597627

***Lab Number:*** L2040925

***Report Date:*** 10/19/20

| Parameter | Native Sample | MS Added | MS Found | MS %Recovery | Qual | MSD Found | MSD %Recovery | Qual | Recovery Limits | RPD | Qual | RPD Limits |
|---|---|---|---|---|---|---|---|---|---|---|---|---|
| PCB Congeners/Homologs - Mansfield Lab Associated sample(s): 01-09 QC Batch ID: WG1417448-5 WG1417448-6 QC Sample: L2040925-03 Client ID: S-325-20FSP20-01 | | | | | | | | | | | | |
| Cl9-BZ#206-Cal/RTW | ND | 10.2 | 10.1 | 99 | | 10.2 | 105 | | 40-140 | 1 | | 30 |
| Cl10-BZ#209-Cal/RTW | ND | 10.2 | 9.43 | 92 | | 9.44 | 97 | | 40-140 | 0 | | 30 |

| Surrogate | MS % Recovery | MS Qualifier | MSD % Recovery | MSD Qualifier | Acceptance Criteria |
|---|---|---|---|---|---|
| Cl3-BZ#19-C13 (surr) | 71 | | 74 | | 50-125 |
| Cl8-BZ#202-C13 (surr) | 76 | | 75 | | 50-125 |

**Project Name:** NEW BEDFORD HARBOR-LTM **Lab Number:** L2040925

**Project Number:** 60597627 **Report Date:** 10/19/20

## S.R.M. Standard Quality Control

Standard Reference Material (SRM): WG1417448-4

| Parameter | % Recovery | Qual | QC Criteria |
|---|---|---|---|
| Cl2-BZ#8 | 91 | | 40-140 |
| Cl3-BZ#18 | 98 | | 40-140 |
| Cl3-BZ#-31 | 96 | | 40-140 |
| Cl3-BZ#28 | 100 | | 40-140 |
| Cl4-BZ#52 | 91 | | 40-140 |
| Cl4-BZ#49 | 99 | | 40-140 |
| Cl4-BZ#44 | 98 | | 40-140 |
| Cl5-BZ#121/#95/#88 | 67 | | 40-140 |
| Cl4-BZ#66 | 91 | | 40-140 |
| Cl5-BZ#101/#90 | 100 | | 40-140 |
| Cl5-BZ#99 | 82 | | 40-140 |
| Cl5-BZ#87/#111 | 81 | | 40-140 |
| Cl5-BZ#110 | 113 | | 40-140 |
| Cl6-BZ#151 | 74 | | 40-140 |
| Cl6-BZ#147/#149 | 94 | | 40-140 |
| Cl5-BZ#118 | 87 | | 40-140 |
| Cl6-BZ#153 | 80 | | 40-140 |
| Cl5-BZ#105 | 78 | | 40-140 |
| Cl6-BZ#138 | 79 | | 40-140 |
| Cl7-BZ#187 | 80 | | 40-140 |
| Cl7-BZ#183 | 96 | | 40-140 |
| Cl6-BZ#128 | 159 | Q | 40-140 |
| Cl6-BZ#156 | 144 | Q | 40-140 |
| Cl7-BZ#180 | 74 | | 40-140 |
| Cl7-BZ#170 | 88 | | 40-140 |
| Cl8-BZ#195 | 145 | Q | 40-140 |
| Cl8-BZ#194 | 117 | | 40-140 |
| Cl9-BZ#206 | 108 | | 40-140 |
| Cl10-BZ#209 | 128 | | 40-140 |
| Cl3-BZ#19-C13 (Surrogate) | 87 | | 50-125 |
| Cl8-BZ#202-C13 (Surrogate) | 80 | | 50-125 |

# INORGANICS
# &
# MISCELLANEOUS

**Project Name:** NEW BEDFORD HARBOR-LTM
**Project Number:** 60597627

**Lab Number:** L2040925
**Report Date:** 10/19/20

## SAMPLE RESULTS

Lab ID: L2040925-01
Client ID: S-323-20FSP20-01
Sample Location: NEW BEDFORD, MA

Date Collected: 09/25/20 11:30
Date Received: 09/28/20
Field Prep: Not Specified

Sample Depth:
Matrix: Sediment

| Parameter | Result | Qualifier | Units | RL | MDL | Dilution Factor | Date Prepared | Date Analyzed | Analytical Method | Analyst |
|---|---|---|---|---|---|---|---|---|---|---|
| **Total Organic Carbon - Mansfield Lab** | | | | | | | | | | |
| Total Organic Carbon (Rep1) | 0.915 | | % | 0.010 | 0.010 | 1 | - | 10/15/20 14:14 | 1,9060A | SP |
| Total Organic Carbon (Rep2) | 0.951 | | % | 0.010 | 0.010 | 1 | - | 10/15/20 14:14 | 1,9060A | SP |
| Total Organic Carbon (Average) | 0.933 | | % | 0.010 | 0.010 | 1 | - | 10/15/20 14:14 | 1,9060A | SP |
| **General Chemistry - Mansfield Lab** | | | | | | | | | | |
| Solids, Total | 98.8 | | % | 0.100 | 0.100 | 1 | - | 10/05/20 13:54 | 121,2540G | CC |

**Project Name:** NEW BEDFORD HARBOR-LTM
**Project Number:** 60597627

**Lab Number:** L2040925
**Report Date:** 10/19/20

## SAMPLE RESULTS

Lab ID: L2040925-02
Client ID: S-324-20FSP20-01
Sample Location: NEW BEDFORD, MA

Date Collected: 09/25/20 10:29
Date Received: 09/28/20
Field Prep: Not Specified

Sample Depth:
Matrix: Sediment

| Parameter | Result | Qualifier | Units | RL | MDL | Dilution Factor | Date Prepared | Date Analyzed | Analytical Method | Analyst |
|---|---|---|---|---|---|---|---|---|---|---|
| **Total Organic Carbon - Mansfield Lab** | | | | | | | | | | |
| Total Organic Carbon (Rep1) | 1.47 | | % | 0.010 | 0.010 | 1 | - | 10/15/20 14:14 | 1,9060A | SP |
| Total Organic Carbon (Rep2) | 1.60 | | % | 0.010 | 0.010 | 1 | - | 10/15/20 14:14 | 1,9060A | SP |
| Total Organic Carbon (Average) | 1.53 | | % | 0.010 | 0.010 | 1 | - | 10/15/20 14:14 | 1,9060A | SP |
| **General Chemistry - Mansfield Lab** | | | | | | | | | | |
| Solids, Total | 98.2 | | % | 0.100 | 0.100 | 1 | - | 10/05/20 13:54 | 121,2540G | CC |

**Project Name:** NEW BEDFORD HARBOR-LTM
**Project Number:** 60597627

**Lab Number:** L2040925
**Report Date:** 10/19/20

## SAMPLE RESULTS

Lab ID: L2040925-03
Client ID: S-325-20FSP20-01
Sample Location: NEW BEDFORD, MA

Date Collected: 09/25/20 09:08
Date Received: 09/28/20
Field Prep: Not Specified

Sample Depth:
Matrix: Sediment

| Parameter | Result | Qualifier | Units | RL | MDL | Dilution Factor | Date Prepared | Date Analyzed | Analytical Method | Analyst |
|---|---|---|---|---|---|---|---|---|---|---|
| **Total Organic Carbon - Mansfield Lab** | | | | | | | | | | |
| Total Organic Carbon (Rep1) | 1.53 | | % | 0.010 | 0.010 | 1 | - | 10/15/20 14:14 | 1,9060A | SP |
| Total Organic Carbon (Rep2) | 1.69 | | % | 0.010 | 0.010 | 1 | - | 10/15/20 14:14 | 1,9060A | SP |
| Total Organic Carbon (Average) | 1.61 | | % | 0.010 | 0.010 | 1 | - | 10/15/20 14:14 | 1,9060A | SP |
| **General Chemistry - Mansfield Lab** | | | | | | | | | | |
| Solids, Total | 97.5 | | % | 0.100 | 0.100 | 1 | - | 10/05/20 13:54 | 121,2540G | CC |

**Project Name:** NEW BEDFORD HARBOR-LTM
**Project Number:** 60597627

**Lab Number:** L2040925
**Report Date:** 10/19/20

## SAMPLE RESULTS

Lab ID: L2040925-04
Client ID: S-325-20FSP20-01-REP
Sample Location: NEW BEDFORD, MA

Date Collected: 09/25/20 09:25
Date Received: 09/28/20
Field Prep: Not Specified

Sample Depth:
Matrix: Sediment

| Parameter | Result | Qualifier | Units | RL | MDL | Dilution Factor | Date Prepared | Date Analyzed | Analytical Method | Analyst |
|---|---|---|---|---|---|---|---|---|---|---|
| **Total Organic Carbon - Mansfield Lab** | | | | | | | | | | |
| Total Organic Carbon (Rep1) | 1.62 | | % | 0.010 | 0.010 | 1 | - | 10/15/20 14:14 | 1,9060A | SP |
| Total Organic Carbon (Rep2) | 1.56 | | % | 0.010 | 0.010 | 1 | - | 10/15/20 14:14 | 1,9060A | SP |
| Total Organic Carbon (Average) | 1.59 | | % | 0.010 | 0.010 | 1 | - | 10/15/20 14:14 | 1,9060A | SP |
| **General Chemistry - Mansfield Lab** | | | | | | | | | | |
| Solids, Total | 98.1 | | % | 0.100 | 0.100 | 1 | - | 10/05/20 13:54 | 121,2540G | CC |

**Project Name:** NEW BEDFORD HARBOR-LTM
**Project Number:** 60597627

**Lab Number:** L2040925
**Report Date:** 10/19/20

## SAMPLE RESULTS

Lab ID: L2040925-05
Client ID: S-331-20FSP20-01
Sample Location: NEW BEDFORD, MA

Date Collected: 09/25/20 13:09
Date Received: 09/28/20
Field Prep: Not Specified

Sample Depth:
Matrix: Sediment

| Parameter | Result | Qualifier | Units | RL | MDL | Dilution Factor | Date Prepared | Date Analyzed | Analytical Method | Analyst |
|---|---|---|---|---|---|---|---|---|---|---|
| **Total Organic Carbon - Mansfield Lab** | | | | | | | | | | |
| Total Organic Carbon (Rep1) | 1.35 | | % | 0.010 | 0.010 | 1 | - | 10/15/20 14:14 | 1,9060A | SP |
| Total Organic Carbon (Rep2) | 1.34 | | % | 0.010 | 0.010 | 1 | - | 10/15/20 14:14 | 1,9060A | SP |
| Total Organic Carbon (Average) | 1.34 | | % | 0.010 | 0.010 | 1 | - | 10/15/20 14:14 | 1,9060A | SP |
| **General Chemistry - Mansfield Lab** | | | | | | | | | | |
| Solids, Total | 98.2 | | % | 0.100 | 0.100 | 1 | - | 10/05/20 13:54 | 121,2540G | CC |

**Project Name:** NEW BEDFORD HARBOR-LTM
**Project Number:** 60597627

**Lab Number:** L2040925
**Report Date:** 10/19/20

## SAMPLE RESULTS

Lab ID: L2040925-06
Client ID: S-332-20FSP20-01
Sample Location: NEW BEDFORD, MA

Date Collected: 09/25/20 13:36
Date Received: 09/28/20
Field Prep: Not Specified

Sample Depth:
Matrix: Sediment

| Parameter | Result | Qualifier | Units | RL | MDL | Dilution Factor | Date Prepared | Date Analyzed | Analytical Method | Analyst |
|---|---|---|---|---|---|---|---|---|---|---|
| **Total Organic Carbon - Mansfield Lab** | | | | | | | | | | |
| Total Organic Carbon (Rep1) | 0.497 | | % | 0.010 | 0.010 | 1 | - | 10/15/20 14:14 | 1,9060A | SP |
| Total Organic Carbon (Rep2) | 0.514 | | % | 0.010 | 0.010 | 1 | - | 10/15/20 14:14 | 1,9060A | SP |
| Total Organic Carbon (Average) | 0.506 | | % | 0.010 | 0.010 | 1 | - | 10/15/20 14:14 | 1,9060A | SP |
| **General Chemistry - Mansfield Lab** | | | | | | | | | | |
| Solids, Total | 99.3 | | % | 0.100 | 0.100 | 1 | - | 10/05/20 13:54 | 121,2540G | CC |

**Project Name:** NEW BEDFORD HARBOR-LTM
**Project Number:** 60597627

**Lab Number:** L2040925
**Report Date:** 10/19/20

## SAMPLE RESULTS

Lab ID: L2040925-07
Client ID: S-333-20FSP20-01
Sample Location: NEW BEDFORD, MA

Date Collected: 09/25/20 10:55
Date Received: 09/28/20
Field Prep: Not Specified

Sample Depth:
Matrix: Sediment

| Parameter | Result | Qualifier | Units | RL | MDL | Dilution Factor | Date Prepared | Date Analyzed | Analytical Method | Analyst |
|---|---|---|---|---|---|---|---|---|---|---|
| **Total Organic Carbon - Mansfield Lab** | | | | | | | | | | |
| Total Organic Carbon (Rep1) | 1.07 | | % | 0.010 | 0.010 | 1 | - | 10/15/20 14:14 | 1,9060A | SP |
| Total Organic Carbon (Rep2) | 1.26 | | % | 0.010 | 0.010 | 1 | - | 10/15/20 14:14 | 1,9060A | SP |
| Total Organic Carbon (Average) | 1.17 | | % | 0.010 | 0.010 | 1 | - | 10/15/20 14:14 | 1,9060A | SP |
| **General Chemistry - Mansfield Lab** | | | | | | | | | | |
| Solids, Total | 98.7 | | % | 0.100 | 0.100 | 1 | - | 10/05/20 13:54 | 121,2540G | CC |

**Project Name:** NEW BEDFORD HARBOR-LTM
**Project Number:** 60597627

**Lab Number:** L2040925
**Report Date:** 10/19/20

## SAMPLE RESULTS

Lab ID: L2040925-08
Client ID: S-334-20FSP20-01
Sample Location: NEW BEDFORD, MA

Date Collected: 09/25/20 12:14
Date Received: 09/28/20
Field Prep: Not Specified

Sample Depth:
Matrix: Sediment

| Parameter | Result | Qualifier | Units | RL | MDL | Dilution Factor | Date Prepared | Date Analyzed | Analytical Method | Analyst |
|---|---|---|---|---|---|---|---|---|---|---|
| **Total Organic Carbon - Mansfield Lab** | | | | | | | | | | |
| Total Organic Carbon (Rep1) | 1.62 | | % | 0.010 | 0.010 | 1 | - | 10/15/20 14:14 | 1,9060A | SP |
| Total Organic Carbon (Rep2) | 1.72 | | % | 0.010 | 0.010 | 1 | - | 10/15/20 14:14 | 1,9060A | SP |
| Total Organic Carbon (Average) | 1.67 | | % | 0.010 | 0.010 | 1 | - | 10/15/20 14:14 | 1,9060A | SP |
| **General Chemistry - Mansfield Lab** | | | | | | | | | | |
| Solids, Total | 97.8 | | % | 0.100 | 0.100 | 1 | - | 10/05/20 13:54 | 121,2540G | CC |

**Project Name:** NEW BEDFORD HARBOR-LTM
**Project Number:** 60597627

**Lab Number:** L2040925
**Report Date:** 10/19/20

## SAMPLE RESULTS

Lab ID: L2040925-09
Client ID: S-340-20FSP20-01
Sample Location: NEW BEDFORD, MA

Date Collected: 09/25/20 09:29
Date Received: 09/28/20
Field Prep: Not Specified

Sample Depth:
Matrix: Sediment

| Parameter | Result | Qualifier | Units | RL | MDL | Dilution Factor | Date Prepared | Date Analyzed | Analytical Method | Analyst |
|---|---|---|---|---|---|---|---|---|---|---|
| **Total Organic Carbon - Mansfield Lab** | | | | | | | | | | |
| Total Organic Carbon (Rep1) | 1.73 | | % | 0.010 | 0.010 | 1 | - | 10/15/20 14:14 | 1,9060A | SP |
| Total Organic Carbon (Rep2) | 1.72 | | % | 0.010 | 0.010 | 1 | - | 10/15/20 14:14 | 1,9060A | SP |
| Total Organic Carbon (Average) | 1.73 | | % | 0.010 | 0.010 | 1 | - | 10/15/20 14:14 | 1,9060A | SP |
| **General Chemistry - Mansfield Lab** | | | | | | | | | | |
| Solids, Total | 97.6 | | % | 0.100 | 0.100 | 1 | - | 10/05/20 13:54 | 121,2540G | CC |

**Project Name:** NEW BEDFORD HARBOR-LTM **Lab Number:** L2040925

**Project Number:** 60597627 **Report Date:** 10/19/20

# Method Blank Analysis
## Batch Quality Control

| Parameter | Result | Qualifier | Units | RL | MDL | Dilution Factor | Date Prepared | Date Analyzed | Analytical Method | Analyst |
|---|---|---|---|---|---|---|---|---|---|---|
| Total Organic Carbon - Mansfield Lab for sample(s): 01-09 Batch: WG1421099-1 | | | | | | | | | | |
| Total Organic Carbon (Rep1) | ND | | % | 0.010 | 0.010 | 1 | - | 10/15/20 14:14 | 1,9060A | SP |
| Total Organic Carbon (Rep2) | ND | | % | 0.010 | 0.010 | 1 | - | 10/15/20 14:14 | 1,9060A | SP |
| Total Organic Carbon (Average) | ND | | % | 0.010 | 0.010 | 1 | - | 10/15/20 14:14 | 1,9060A | SP |

# Lab Control Sample Analysis

## Batch Quality Control

**Project Name:** NEW BEDFORD HARBOR-LTM

**Project Number:** 60597627

**Lab Number:** L2040925

**Report Date:** 10/19/20

| Parameter | LCS %Recovery | Qual | LCSD %Recovery | Qual | %Recovery Limits | RPD | Qual | RPD Limits |
|---|---|---|---|---|---|---|---|---|
| Total Organic Carbon - Mansfield Lab Associated sample(s): 01-09 Batch: WG1421099-2 | | | | | | | | |
| Total Organic Carbon (Rep1) | 114 | | - | | 75-125 | - | | 25 |
| Total Organic Carbon (Rep2) | 101 | | - | | 75-125 | - | | 25 |
| Total Organic Carbon (Average) | 107 | | - | | 75-125 | - | | 25 |

# Matrix Spike Analysis
## Batch Quality Control

**Project Name:** NEW BEDFORD HARBOR-LTM
**Project Number:** 60597627

**Lab Number:** L2040925
**Report Date:** 10/19/20

| Parameter | Native Sample | MS Added | MS Found | MS %Recovery | Qual | MSD Found | MSD %Recovery | Qual | Recovery Limits | RPD | Qual | RPD Limits |
|---|---|---|---|---|---|---|---|---|---|---|---|---|
| Total Organic Carbon - Mansfield Lab Associated sample(s): 01-09 QC Batch ID: WG1421099-4 WG1421099-5 QC Sample: L2040925-03 Client ID: S-325-20FSP20-01 | | | | | | | | | | | | |
| Total Organic Carbon (Rep1) | 1.53 | 0.942 | 2.68 | 122 | | 2.56 | 122 | | 75-125 | 5 | | 25 |
| Total Organic Carbon (Rep2) | 1.69 | 0.908 | 2.62 | 102 | | 2.58 | 108 | | 75-125 | 2 | | 25 |

# Lab Duplicate Analysis

***Batch Quality Control***

**Project Name:** NEW BEDFORD HARBOR-LTM

**Project Number:** 60597627

***Lab Number:*** L2040925

***Report Date:*** 10/19/20

| Parameter | Native Sample | Duplicate Sample | Units | RPD | Qual | RPD Limits |
|---|---|---|---|---|---|---|
| General Chemistry - Mansfield Lab Associated sample(s): 01-09 QC Batch ID: WG1418237-1 QC Sample: L2040925-01 Client ID: S-323-20FSP20-01 | | | | | | |
| Solids, Total | 98.8 | 98.8 | % | 0 | | 10 |
| Total Organic Carbon - Mansfield Lab Associated sample(s): 01-09 QC Batch ID: WG1421099-3 QC Sample: L2040925-03 Client ID: S-325-20FSP20-01 | | | | | | |
| Total Organic Carbon (Rep1) | 1.53 | 1.79 | % | 16 | | 25 |
| Total Organic Carbon (Rep2) | 1.69 | 1.65 | % | 2 | | 25 |
| Total Organic Carbon (Average) | 1.61 | 1.72 | % | 7 | | 25 |

**Project Name:** NEW BEDFORD HARBOR-LTM
**Project Number:** 60597627

**Lab Number:** L2040925
**Report Date:** 10/19/20

## Sample Receipt and Container Information

Were project specific reporting limits specified? YES

### Cooler Information

| Cooler | Custody Seal |
|---|---|
| A | Absent |

### Container Information

| Container ID | Container Type | Cooler | Initial pH | Final pH | Temp deg C | Pres | Seal | Frozen Date/Time | Analysis(*) |
|---|---|---|---|---|---|---|---|---|---|
| L2040925-01A | Glass 120ml/4oz unpreserved | A | NA | | 2.2 | Y | Absent | | A2-AIRDRY(),A2-TOC-9060-2REPS(28) |
| L2040925-01X | Glass 250ml/8oz unpreserved | A | NA | | 2.2 | Y | Absent | | A2-TS(7),A2-PCB209-C/H-8270(14) |
| L2040925-02A | Glass 120ml/4oz unpreserved | A | NA | | 2.2 | Y | Absent | | A2-AIRDRY(),A2-TOC-9060-2REPS(28) |
| L2040925-02X | Glass 250ml/8oz unpreserved | A | NA | | 2.2 | Y | Absent | | A2-TS(7),A2-PCB209-C/H-8270(14) |
| L2040925-03A | Glass 120ml/4oz unpreserved | A | NA | | 2.2 | Y | Absent | | A2-AIRDRY(),A2-TOC-9060-2REPS(28) |
| L2040925-03B | Glass 120ml/4oz unpreserved | A | NA | | 2.2 | Y | Absent | | A2-AIRDRY(),A2-TOC-9060-2REPS(28) |
| L2040925-03X | Glass 250ml/8oz unpreserved | A | NA | | 2.2 | Y | Absent | | A2-TS(7),A2-PCB209-C/H-8270(14) |
| L2040925-04A | Glass 120ml/4oz unpreserved | A | NA | | 2.2 | Y | Absent | | A2-AIRDRY(),A2-TOC-9060-2REPS(28) |
| L2040925-04X | Glass 250ml/8oz unpreserved | A | NA | | 2.2 | Y | Absent | | A2-TS(7),A2-PCB209-C/H-8270(14) |
| L2040925-05A | Glass 120ml/4oz unpreserved | A | NA | | 2.2 | Y | Absent | | A2-AIRDRY(),A2-TOC-9060-2REPS(28) |
| L2040925-05X | Glass 250ml/8oz unpreserved | A | NA | | 2.2 | Y | Absent | | A2-TS(7),A2-PCB209-C/H-8270(14) |
| L2040925-06A | Glass 120ml/4oz unpreserved | A | NA | | 2.2 | Y | Absent | | A2-AIRDRY(),A2-TOC-9060-2REPS(28) |
| L2040925-06X | Glass 250ml/8oz unpreserved | A | NA | | 2.2 | Y | Absent | | A2-TS(7),A2-PCB209-C/H-8270(14) |
| L2040925-07A | Glass 120ml/4oz unpreserved | A | NA | | 2.2 | Y | Absent | | A2-AIRDRY(),A2-TOC-9060-2REPS(28) |
| L2040925-07X | Glass 250ml/8oz unpreserved | A | NA | | 2.2 | Y | Absent | | A2-TS(7),A2-PCB209-C/H-8270(14) |
| L2040925-08A | Glass 120ml/4oz unpreserved | A | NA | | 2.2 | Y | Absent | | A2-AIRDRY(),A2-TOC-9060-2REPS(28) |
| L2040925-08X | Glass 250ml/8oz unpreserved | A | NA | | 2.2 | Y | Absent | | A2-TS(7),A2-PCB209-C/H-8270(14) |
| L2040925-09A | Glass 120ml/4oz unpreserved | A | NA | | 2.2 | Y | Absent | | A2-AIRDRY(),A2-TOC-9060-2REPS(28) |
| L2040925-09X | Glass 250ml/8oz unpreserved | A | NA | | 2.2 | Y | Absent | | A2-TS(7),A2-PCB209-C/H-8270(14) |

*Values in parentheses indicate holding time in days

| | | | |
|---|---|---|---|
| **Project Name:** | NEW BEDFORD HARBOR-LTM | **Lab Number:** | L2040925 |
| **Project Number:** | 60597627 | **Report Date:** | 10/19/20 |

## GLOSSARY

***Acronyms***

| | |
|---|---|
| DL | - Detection Limit: This value represents the level to which target analyte concentrations are reported as estimated values, when those target analyte concentrations are quantified below the limit of quantitation (LOQ). The DL includes any adjustments from dilutions, concentrations or moisture content, where applicable. (DoD report formats only.) |
| EDL | - Estimated Detection Limit: This value represents the level to which target analyte concentrations are reported as estimated values, when those target analyte concentrations are quantified below the reporting limit (RL). The EDL includes any adjustments from dilutions, concentrations or moisture content, where applicable. The use of EDLs is specific to the analysis of PAHs using Solid-Phase Microextraction (SPME). |
| EMPC | - Estimated Maximum Possible Concentration: The concentration that results from the signal present at the retention time of an analyte when the ions meet all of the identification criteria except the ion abundance ratio criteria. An EMPC is a worst-case estimate of the concentration. |
| EPA | - Environmental Protection Agency. |
| LCS | - Laboratory Control Sample: A sample matrix, free from the analytes of interest, spiked with verified known amounts of analytes or a material containing known and verified amounts of analytes. |
| LCSD | - Laboratory Control Sample Duplicate: Refer to LCS. |
| LFB | - Laboratory Fortified Blank: A sample matrix, free from the analytes of interest, spiked with verified known amounts of analytes or a material containing known and verified amounts of analytes. |
| LOD | - Limit of Detection: This value represents the level to which a target analyte can reliably be detected for a specific analyte in a specific matrix by a specific method. The LOD includes any adjustments from dilutions, concentrations or moisture content, where applicable. (DoD report formats only.) |
| LOQ | - Limit of Quantitation: The value at which an instrument can accurately measure an analyte at a specific concentration. The LOQ includes any adjustments from dilutions, concentrations or moisture content, where applicable. (DoD report formats only.)<br><br>Limit of Quantitation: The value at which an instrument can accurately measure an analyte at a specific concentration. The LOQ includes any adjustments from dilutions, concentrations or moisture content, where applicable. (DoD report formats only.) |
| MDL | - Method Detection Limit: This value represents the level to which target analyte concentrations are reported as estimated values, when those target analyte concentrations are quantified below the reporting limit (RL). The MDL includes any adjustments from dilutions, concentrations or moisture content, where applicable. |
| MS | - Matrix Spike Sample: A sample prepared by adding a known mass of target analyte to a specified amount of matrix sample for which an independent estimate of target analyte concentration is available. For Method 332.0, the spike recovery is calculated using the native concentration, including estimated values. |
| MSD | - Matrix Spike Sample Duplicate: Refer to MS. |
| NA | - Not Applicable. |
| NC | - Not Calculated: Term is utilized when one or more of the results utilized in the calculation are non-detect at the parameter's reporting unit. |
| NDPA/DPA | - N-Nitrosodiphenylamine/Diphenylamine. |
| NI | - Not Ignitable. |
| NP | - Non-Plastic: Term is utilized for the analysis of Atterberg Limits in soil. |
| NR | - No Results: Term is utilized when 'No Target Compounds Requested' is reported for the analysis of Volatile or Semivolatile Organic TIC only requests. |
| RL | - Reporting Limit: The value at which an instrument can accurately measure an analyte at a specific concentration. The RL includes any adjustments from dilutions, concentrations or moisture content, where applicable. |
| RPD | - Relative Percent Difference: The results from matrix and/or matrix spike duplicates are primarily designed to assess the precision of analytical results in a given matrix and are expressed as relative percent difference (RPD). Values which are less than five times the reporting limit for any individual parameter are evaluated by utilizing the absolute difference between the values; although the RPD value will be provided in the report. |
| SRM | - Standard Reference Material: A reference sample of a known or certified value that is of the same or similar matrix as the associated field samples. |
| STLP | - Semi-dynamic Tank Leaching Procedure per EPA Method 1315. |
| TEF | - Toxic Equivalency Factors: The values assigned to each dioxin and furan to evaluate their toxicity relative to 2,3,7,8-TCDD. |
| TEQ | - Toxic Equivalent: The measure of a sample's toxicity derived by multiplying each dioxin and furan by its corresponding TEF and then summing the resulting values. |
| TIC | - Tentatively Identified Compound: A compound that has been identified to be present and is not part of the target compound list (TCL) for the method and/or program. All TICs are qualitatively identified and reported as estimated concentrations. |

*Report Format: DU Report with 'J' Qualifiers*

| | | | |
|---|---|---|---|
| **Project Name:** | NEW BEDFORD HARBOR-LTM | **Lab Number:** | L2040925 |
| **Project Number:** | 60597627 | **Report Date:** | 10/19/20 |

***Footnotes***

1 - The reference for this analyte should be considered modified since this analyte is absent from the target analyte list of the original method.

***Terms***

Analytical Method: Both the document from which the method originates and the analytical reference method. (Example: EPA 8260B is shown as 1,8260B.) The codes for the reference method documents are provided in the References section of the Addendum.

Difference: With respect to Total Oxidizable Precursor (TOP) Assay analysis, the difference is defined as the Post-Treatment value minus the Pre-Treatment value.

Final pH: As it pertains to Sample Receipt & Container Information section of the report, Final pH reflects pH of container determined after adjustment at the laboratory, if applicable. If no adjustment required, value reflects Initial pH.

Frozen Date/Time: With respect to Volatile Organics in soil, Frozen Date/Time reflects the date/time at which associated Reagent Water-preserved vials were initially frozen. Note: If frozen date/time is beyond 48 hours from sample collection, value will be reflected in 'bold'.

Initial pH: As it pertains to Sample Receipt & Container Information section of the report, Initial pH reflects pH of container determined upon receipt, if applicable.

PAH Total: With respect to Alkylated PAH analyses, the 'PAHs, Total' result is defined as the summation of results for all or a subset of the following compounds: Naphthalene, C1-C4 Naphthalenes, 2-Methylnaphthalene, 1-Methylnaphthalene, Biphenyl, Acenaphthylene, Acenaphthene, Fluorene, C1-C3 Fluorenes, Phenanthrene, C1-C4 Phenanthrenes/Anthracenes, Anthracene, Fluoranthene, Pyrene, C1-C4 Fluoranthenes/Pyrenes, Benz(a)anthracene, Chrysene, C1-C4 Chrysenes, Benzo(b)fluoranthene, Benzo(j)+(k)fluoranthene, Benzo(e)pyrene, Benzo(a)pyrene, Perylene, Indeno(1,2,3-cd)pyrene, Dibenz(ah)+(ac)anthracene, Benzo(g,h,i)perylene. If a 'Total' result is requested, the results of its individual components will also be reported.

PFAS Total: With respect to PFAS analyses, the 'PFAS, Total (5)' result is defined as the summation of results for: PFHpA, PFHxS, PFOA, PFNA and PFOS. If a 'Total' result is requested, the results of its individual components will also be reported.

The target compound Chlordane (CAS No. 57-74-9) is reported for GC ECD analyses. Per EPA,this compound "refers to a mixture of chlordane isomers, other chlorinated hydrocarbons and numerous other components." (Reference: USEPA Toxicological Review of Chlordane, In Support of Summary Information on the Integrated Risk Information System (IRIS), December 1997.)

Total: With respect to Organic analyses, a 'Total' result is defined as the summation of results for individual isomers or Aroclors. If a 'Total' result is requested, the results of its individual components will also be reported. This is applicable to 'Total' results for methods 8260, 8081 and 8082.

***Data Qualifiers***

**A** - Spectra identified as "Aldol Condensates" are byproducts of the extraction/concentration procedures when acetone is introduced in the process.

**B** - The analyte was detected above the reporting limit in the associated method blank. Flag only applies to associated field samples that have detectable concentrations of the analyte at less than ten times (10x) the concentration found in the blank. For MCP-related projects, flag only applies to associated field samples that have detectable concentrations of the analyte at less than ten times (10x) the concentration found in the blank. For DOD-related projects, flag only applies to associated field samples that have detectable concentrations of the analyte at less than ten times (10x) the concentration found in the blank AND the analyte was detected above one-half the reporting limit (or above the reporting limit for common lab contaminants) in the associated method blank. For NJ-Air-related projects, flag only applies to associated field samples that have detectable concentrations of the analyte above the reporting limit. For NJ-related projects (excluding Air), flag only applies to associated field samples that have detectable concentrations of the analyte, which was detected above the reporting limit in the associated method blank or above five times the reporting limit for common lab contaminants (Phthalates, Acetone, Methylene Chloride, 2-Butanone).

**C** - Co-elution: The target analyte co-elutes with a known lab standard (i.e. surrogate, internal standards, etc.) for co-extracted analyses.

**D** - Concentration of analyte was quantified from diluted analysis. Flag only applies to field samples that have detectable concentrations of the analyte.

**E** - Concentration of analyte exceeds the range of the calibration curve and/or linear range of the instrument.

**F** - The ratio of quantifier ion response to qualifier ion response falls outside of the laboratory criteria. Results are considered to be an estimated maximum concentration.

**G** - The concentration may be biased high due to matrix interferences (i.e, co-elution) with non-target compound(s). The result should be considered estimated.

**H** - The analysis of pH was performed beyond the regulatory-required holding time of 15 minutes from the time of sample collection.

**I** - The lower value for the two columns has been reported due to obvious interference.

**J** - Estimated value. The Target analyte concentration is below the quantitation limit (RL), but above the Method Detection Limit (MDL) or Estimated Detection Limit (EDL) for SPME-related analyses. This represents an estimated concentration for Tentatively Identified Compounds (TICs).

**M** - Reporting Limit (RL) exceeds the MCP CAM Reporting Limit for this analyte.

**ND** - Not detected at the method detection limit (MDL) for the sample, or estimated detection limit (EDL) for SPME-related analyses.

**NJ** - Presumptive evidence of compound. This represents an estimated concentration for Tentatively Identified Compounds (TICs), where

*Report Format: DU Report with 'J' Qualifiers*

| | | | |
|---|---|---|---|
| **Project Name:** | NEW BEDFORD HARBOR-LTM | **Lab Number:** | L2040925 |
| **Project Number:** | 60597627 | **Report Date:** | 10/19/20 |

***Data Qualifiers***

the identification is based on a mass spectral library search.

**P** - The RPD between the results for the two columns exceeds the method-specified criteria.

**Q** - The quality control sample exceeds the associated acceptance criteria. For DOD-related projects, LCS and/or Continuing Calibration Standard exceedences are also qualified on all associated sample results. Note: This flag is not applicable for matrix spike recoveries when the sample concentration is greater than 4x the spike added or for batch duplicate RPD when the sample concentrations are less than 5x the RL. (Metals only.)

**R** - Analytical results are from sample re-analysis.

**RE** - Analytical results are from sample re-extraction.

**S** - Analytical results are from modified screening analysis.

| | | | |
|---|---|---|---|
| **Project Name:** | NEW BEDFORD HARBOR-LTM | **Lab Number:** | L2040925 |
| **Project Number:** | 60597627 | **Report Date:** | 10/19/20 |

## REFERENCES


1 Test Methods for Evaluating Solid Waste: Physical/Chemical Methods. EPA SW-846. Third Edition. Updates I - VI, 2018.

105 Test Methods for Evaluating Solid Waste: Physical/Chemical Methods. EPA SW-846. Third Edition. Updates I - IIIA, 1997 in conjunction with NOAA Technical Memorandum NMFS-NWFSC-59: Extraction, Cleanup and GC/MS Analysis of Sediments and Tissues for Organic Contaminants, March 2004 and the Determination of Pesticides and PCBs in Water and Oil/Sediment by GC/MS: Method 680, EPA 01A0005295, November 1985.

121 Standard Methods for the Examination of Water and Wastewater. APHA-AWWA-WEF. Standard Methods Online.


## LIMITATION OF LIABILITIES

Alpha Analytical performs services with reasonable care and diligence normal to the analytical testing laboratory industry. In the event of an error, the sole and exclusive responsibility of Alpha Analytical shall be to re-perform the work at it's own expense. In no event shall Alpha Analytical be held liable for any incidental, consequential or special damages, including but not limited to, damages in any way connected with the use of, interpretation of, information or analysis provided by Alpha Analytical.

We strongly urge our clients to comply with EPA protocol regarding sample volume, preservation, cooling, containers, sampling procedures, holding time and splitting of samples in the field.

# Certification Information

**The following analytes are not included in our Primary NELAP Scope of Accreditation:**

**Westborough Facility**
**EPA 624/624.1:** m/p-xylene, o-xylene, Naphthalene
**EPA 8260C:** NPW: 1,2,4,5-Tetramethylbenzene; 4-Ethyltoluene, Azobenzene; SCM: Iodomethane (methyl iodide), 1,2,4,5-Tetramethylbenzene; 4-Ethyltoluene.
**EPA 8270D:** NPW: Dimethylnaphthalene,1,4-Diphenylhydrazine; SCM: Dimethylnaphthalene,1,4-Diphenylhydrazine.
**SM4500**: NPW: Amenable Cyanide; SCM: Total Phosphorus, TKN, NO2, NO3.

**Mansfield Facility**
**SM 2540D:** TSS
**EPA 8082A:** NPW: PCB: 1, 5, 31, 87,101, 110, 141, 151, 153, 180, 183, 187.
**EPA TO-15:** Halothane, 2,4,4-Trimethyl-2-pentene, 2,4,4-Trimethyl-1-pentene, Thiophene, 2-Methylthiophene, 3-Methylthiophene, 2-Ethylthiophene, 1,2,3-Trimethylbenzene, Indan, Indene, 1,2,4,5-Tetramethylbenzene, Benzothiophene, 1-Methylnaphthalene.
**EPA TO-12** Non-methane organics
**EPA 3C** Fixed gases
**Biological Tissue Matrix:** EPA 3050B

**The following analytes are included in our Massachusetts DEP Scope of Accreditation**

**Westborough Facility:**

***Drinking Water***
**EPA 300.0**: Chloride, Nitrate-N, Fluoride, Sulfate; **EPA 353.2**: Nitrate-N, Nitrite-N; **SM4500NO3-F**: Nitrate-N, Nitrite-N; **SM4500F-C, SM4500CN-CE, EPA 180.1, SM2130B, SM4500Cl-D, SM2320B, SM2540C, SM4500H-B, SM4500NO2-B**
**EPA 332**: Perchlorate; **EPA 524.2:** THMs and VOCs; **EPA 504.1:** EDB, DBCP.
**Microbiology**: **SM9215B; SM9223-P/A, SM9223B-Colilert-QT,SM9222D**.

***Non-Potable Water***
**SM4500H,B, EPA 120.1, SM2510B, SM2540C, SM2320B, SM4500CL-E, SM4500F-BC, SM4500NH3-BH:** Ammonia-N and Kjeldahl-N, **EPA 350.1**: Ammonia-N, **LACHAT 10-107-06-1-B**: Ammonia-N, **EPA 351.1, SM4500NO3-F, EPA 353.2**: Nitrate-N**, SM4500P-E, SM4500P-B, E, SM4500SO4-E, SM5220D, EPA 410.4, SM5210B, SM5310C, SM4500CL-D, EPA 1664, EPA 420.1, SM4500-CN-CE, SM2540D, EPA 300: Chloride, Sulfate, Nitrate.**
**EPA 624.1**: Volatile Halocarbons & Aromatics,
**EPA 608.3**: Chlordane, Toxaphene, Aldrin, alpha-BHC, beta-BHC, gamma-BHC, delta-BHC, Dieldrin, DDD, DDE, DDT, Endosulfan I, Endosulfan II, Endosulfan sulfate, Endrin, Endrin Aldehyde, Heptachlor, Heptachlor Epoxide, PCBs
**EPA 625.1**: SVOC (Acid/Base/Neutral Extractables), **EPA 600/4-81-045**: PCB-Oil.
**Microbiology**: **SM9223B-Colilert-QT; Enterolert-QT, SM9221E, EPA 1600, EPA 1603.**

**Mansfield Facility:**

***Drinking Water***
**EPA 200.7:** Al, Ba, Cd, Cr, Cu, Fe, Mn, Ni, Na, Ag, Ca, Zn. **EPA 200.8:** Al, Sb, As, Ba, Be, Cd, Cr, Cu, Pb, Mn, Ni, Se, Ag, TL, Zn. **EPA 245.1** Hg.
**EPA 522.**

***Non-Potable Water***
**EPA 200.7:** Al, Sb, As, Be, Cd, Ca, Cr, Co, Cu, Fe, Pb, Mg, Mn, Mo, Ni, K, Se, Ag, Na, Sr, TL, Ti, V, Zn.
**EPA 200.8:** Al, Sb**,** As, Be, Cd, Cr, Cu, Fe, Pb, Mn, Ni, K, Se, Ag, Na, TL, Zn.
**EPA 245.1** Hg.
**SM2340B**

For a complete listing of analytes and methods, please contact your Alpha Project Manager.

9/28/20

L2040925

**COC ID:** 20200925-Alpha

**TURNAROUND TIME:** Standard

**RUSH:**

| PROJECT/CLIENT INFO | | | |
|---|---|---|---|
| Facility Name | New Bedford Harbor - LTM | | |
| Project Number | | | |
| Department | | | |
| Address | 103 Sawyer St | | |
| City | New Bedford | State | MA |
| Postal Code | 02746 | Country | |
| Phone Number | | | |
| Project Manager | Will Humphries | | |
| Email Address | | | |

| LABORATORY | | | |
|---|---|---|---|
| Lab Name | Alpha Analytical Lab | | |
| Lab Contact | Liz Porta | | |
| Email | | | |
| Address | 320 Forbes Boulevard | | |
| City | Mansfield | State | MA |
| Postal Code | 02048 | Country | |
| Phone Number | | | |
| Quote Number | | | |
| PO Number | | | |

| OTHER INFO | |
|---|---|
| Email Invoice To | maura surprenant@aecom.com |
| Invoice Reports | |
| Email Report To | helen jones@aecom.com |
| Email Reports | |
| Shipping Company | AAL |
| Tracking Number | |
| Cooler Count | 1 |
| Cooler Description | |
| Sampler 2 | |
| Sampler 3 | |

**SAMPLE DETAILS** / **ANALYSIS REQUESTED**

Filtered - F: Field, L: Lab, FL: Field & Lab, N: None

| | Sample ID | Start Depth | End Depth | Depth Unit | Field Matrix | Date | Time (24hr) | G=Grab C=Comp | Total # Of Cont | FIL | PRESERV. | ANALYSIS | TOC | PCB Congeners | | | | | | | | | | | |
|---|---|---|---|---|---|---|---|---|---|---|---|---|---|---|---|---|---|---|---|---|---|---|---|---|---|
| -01 | S-323-20FSP20-01 | 0 | 2 | CM | SE | 2020/09/25 | 11:30 | G | 1 | | | | X | X | | | | | | | | | | | |
| -02 | S-324-20FSP20-01 | 0 | 2 | CM | SE | 2020/09/25 | 10:29 | G | 1 | | | | X | X | | | | | | | | | | | |
| -03 | S-325-20FSP20-01 | 0 | 2 | CM | SE | 2020/09/25 | 09:08 | G | 2 | | | | X | X | | MS/ MSD | | | | | | | | | |
| -04 | S-325-20FSP20-01-REP | 0 | 2 | CM | SE | 2020/09/25 | 09:25 | G | 1 | | | | X | X | | | | | | | | | | | |
| -05 | S-331-20FSP20-01 | 0 | 2 | CM | SE | 2020/09/25 | 13:09 | G | 1 | | | | X | X | | | | | | | | | | | |
| -06 | S-332-20FSP20-01 | 0 | 2 | CM | SE | 2020/09/25 | 13:36 | G | 1 | | | | X | X | | | | | | | | | | | |
| -07 | S-333-20FSP20-01 | 0 | 2 | CM | SE | 2020/09/25 | 10:55 | G | 1 | | | | X | X | | | | | | | | | | | |
| -08 | S-334-20FSP20-01 | 0 | 2 | CM | SE | 2020/09/25 | 12:14 | G | 1 | | | | X | X | | | | | | | | | | | |
| -09 | S-340-20FSP20-01 | 0 | 2 | CM | SE | 2020/09/25 | 09:29 | G | 1 | | | | X | X | | | | | | | | | | | |

BB 09/25/20

**ADDITIONAL COMMENTS/SPECIAL INSTRUCTIONS**

"H" denotes hold until further instruction

*S-325-20FSP20-01 is MS/MSD*

| RELINQUISHED BY/AFFILIATION | DATE/TIME | ACCEPTED BY/AFFILIATION | DATE/TIME |
|---|---|---|---|
| Briley Barra AECOM | 09/25/20 1600 | Haley Seldat AECOM | 09/28/20 1314 |
| Haley Seldat AECOM | 09/28/20 1454 | TGeyer AAL | 9/28/20 1459 |
| TGeyer AAL | 9/28/20 740 | | 9/28/20 MW |
| | 9/28/20 | | 9/28/20 2000 |
| | 9/28/20 2050 | | |

**NB OF BOTTLES RETURNED/DESCRIPTION**

| | | | |
|---|---|---|---|
| Sampler's Name | Briley Barra | Mobile # | 607-229-7790 |
| Sampler's Signature | Briley Barra | Date/Time | 2020/09/24 |

Page 1 of 1

DKC - AAL 9/28/20 2050

# ANALYTICAL REPORT

| | |
|---|---|
| Lab Number: | L2041179 |
| Client: | AECOM<br>250 Apollo Drive<br>Chelmsford, MA 01824 |
| ATTN: | Will Humphries |
| Phone: | (978) 833-6950 |
| Project Name: | NEW BEDFORD HARBOR-LTM |
| Project Number: | 60597627 |
| Report Date: | 10/20/20 |

The original project report/data package is held by Alpha Analytical. This report/data package is paginated and should be reproduced only in its entirety. Alpha Analytical holds no responsibility for results and/or data that are not consistent with the original.

Certifications & Approvals: MA (M-MA030), NH NELAP (2062), CT (PH-0141), DoD (L2474), FL (E87814), IL (200081), LA (85084), ME (MA00030), MD (350), NJ (MA015), NY (11627), NC (685), OH (CL106), PA (68-02089), RI (LAO00299), TX (T104704419), VT (VT-0015), VA (460194), WA (C954), US Army Corps of Engineers, USDA (Permit #P330-17-00150), USFWS (Permit #206964).

320 Forbes Boulevard, Mansfield, MA 02048-1806
508-822-9300 (Fax) 508-822-3288 800-624-9220 - www.alphalab.com

**Project Name:** NEW BEDFORD HARBOR-LTM
**Project Number:** 60597627

**Lab Number:** L2041179
**Report Date:** 10/20/20

| Alpha Sample ID | Client ID | Matrix | Sample Location | Collection Date/Time | Receive Date |
|---|---|---|---|---|---|
| L2041179-01 | S-247-20FSP20-01 | SEDIMENT | NEW BEDFORD, MA | 09/28/20 15:30 | 09/29/20 |
| L2041179-02 | S-250-20FSP20-01 | SEDIMENT | NEW BEDFORD, MA | 09/28/20 15:34 | 09/29/20 |
| L2041179-03 | S-304-20FSP20-01 | SEDIMENT | NEW BEDFORD, MA | 09/28/20 09:57 | 09/29/20 |
| L2041179-04 | S-306-20FSP20-01 | SEDIMENT | NEW BEDFORD, MA | 09/28/20 12:31 | 09/29/20 |
| L2041179-05 | S-309-20FSP20-01 | SEDIMENT | NEW BEDFORD, MA | 09/28/20 13:37 | 09/29/20 |
| L2041179-06 | S-310-20FSP20-01 | SEDIMENT | NEW BEDFORD, MA | 09/28/20 11:35 | 09/29/20 |
| L2041179-07 | S-310-20FSP20-01-REP | SEDIMENT | NEW BEDFORD, MA | 09/28/20 12:49 | 09/29/20 |
| L2041179-08 | S-311-20FSP20-01 | SEDIMENT | NEW BEDFORD, MA | 09/28/20 11:03 | 09/29/20 |
| L2041179-09 | S-317-20FSP20-01 | SEDIMENT | NEW BEDFORD, MA | 09/28/20 13:54 | 09/29/20 |
| L2041179-10 | S-318-20FSP20-01 | SEDIMENT | NEW BEDFORD, MA | 09/28/20 09:32 | 09/29/20 |

| | | | |
|---|---|---|---|
| **Project Name:** | NEW BEDFORD HARBOR-LTM | **Lab Number:** | L2041179 |
| **Project Number:** | 60597627 | **Report Date:** | 10/20/20 |

## Case Narrative

The samples were received in accordance with the Chain of Custody and no significant deviations were encountered during the preparation or analysis unless otherwise noted. Sample Receipt, Container Information, and the Chain of Custody are located at the back of the report.

Results contained within this report relate only to the samples submitted under this Alpha Lab Number and meet NELAP requirements for all NELAP accredited parameters unless otherwise noted in the following narrative. The data presented in this report is organized by parameter (i.e. VOC, SVOC, etc.). Sample specific Quality Control data (i.e. Surrogate Spike Recovery) is reported at the end of the target analyte list for each individual sample, followed by the Laboratory Batch Quality Control at the end of each parameter. Tentatively Identified Compounds (TICs), if requested, are reported for compounds identified to be present and are not part of the method/program Target Compound List, even if only a subset of the TCL are being reported. If a sample was re-analyzed or re-extracted due to a required quality control corrective action and if both sets of data are reported, the Laboratory ID of the re-analysis or re-extraction is designated with an "R" or "RE", respectively.

When multiple Batch Quality Control elements are reported (e.g. more than one LCS), the associated samples for each element are noted in the grey shaded header line of each data table. Any Laboratory Batch, Sample Specific % recovery or RPD value that is outside the listed Acceptance Criteria is bolded in the report. In reference to questions H (CAM) or 4 (RCP) when "NO" is checked, the performance criteria for CAM and RCP methods allow for some quality control failures to occur and still be within method compliance. In these instances, the specific failure is not narrated but noted in the associated QC Outlier Summary Report, located directly after the Case Narrative. QC information is also incorporated in the Data Usability Assessment table (Format 11) of our Data Merger tool, where it can be reviewed in conjunction with the sample result, associated regulatory criteria and any associated data usability implications.

Soil/sediments, solids and tissues are reported on a dry weight basis unless otherwise noted. Definitions of all data qualifiers and acronyms used in this report are provided in the Glossary located at the back of the report.

HOLD POLICY - For samples submitted on hold, Alpha's policy is to hold samples (with the exception of Air canisters) free of charge for 21 calendar days from the date the project is completed. After 21 calendar days, we will dispose of all samples submitted including those put on hold unless you have contacted your Alpha Project Manager and made arrangements for Alpha to continue to hold the samples. Air canisters will be disposed after 3 business days from the date the project is completed.

Please contact Project Management at 800-624-9220 with any questions.

| | | | |
|---|---|---|---|
| **Project Name:** | NEW BEDFORD HARBOR-LTM | **Lab Number:** | L2041179 |
| **Project Number:** | 60597627 | **Report Date:** | 10/20/20 |

**Case Narrative (continued)**

Report Submission

All non-detect (ND) or estimated concentrations (J-qualified) have been quantitated to the limit noted in the MDL column.

PCB Congeners/Homologs

The WG1417448-2/-3 LCS/LCSD RPDs, performed on WG1417448-2, are outside the acceptance criteria for cl4-bz#59 (35%), cl5-bz#97 (35%), cl5-bz#115 (33%), cl6-bz#142 (32%) and cl5-bz#118 (33%).

The WG1417448-7/-8 MS/MSD RPD, performed on L2041179-06, is outside the acceptance criteria for cl6-bz#168 (32%).

The WG1417448-4 Standard Reference Material is outside the QC limits for BZ#128 (159%), BZ#156 (144%) and BZ#195 (145%).

I, the undersigned, attest under the pains and penalties of perjury that, to the best of my knowledge and belief and based upon my personal inquiry of those responsible for providing the information contained in this analytical report, such information is accurate and complete. This certificate of analysis is not complete unless this page accompanies any and all pages of this report.

Authorized Signature: Susan E O'Neil Susan O' Neil

Title: Technical Director/Representative Date: 10/20/20

# ORGANICS

# PCBS

**Project Name:** NEW BEDFORD HARBOR-LTM
**Project Number:** 60597627
**Lab Number:** L2041179
**Report Date:** 10/20/20

## SAMPLE RESULTS

Lab ID: L2041179-01
Client ID: S-247-20FSP20-01
Sample Location: NEW BEDFORD, MA

Date Collected: 09/28/20 15:30
Date Received: 09/29/20
Field Prep: Not Specified

Sample Depth:
Matrix: Sediment
Analytical Method: 105,8270D-SIM/680(M)
Analytical Date: 10/15/20 13:02
Analyst: MJS
Percent Solids: 98%

Extraction Method: EPA 3570
Extraction Date: 10/02/20 16:30
Cleanup Method: EPA 3630
Cleanup Date: 10/12/20

| Parameter | Result | Qualifier | Units | RL | MDL | Dilution Factor |
|---|---|---|---|---|---|---|
| PCB Congeners/Homologs - Mansfield Lab | | | | | | |
| Cl1-BZ#1-Cal/RTW | 0.825 | | ug/kg | 0.202 | 0.101 | 1 |
| Cl1-BZ#2 | 0.317 | | ug/kg | 0.202 | 0.101 | 1 |
| Cl1-BZ#3 | 0.985 | | ug/kg | 0.202 | 0.101 | 1 |
| Cl2-BZ#4/#10 | 3.04 | | ug/kg | 0.404 | 0.202 | 1 |
| Cl2-BZ#9 | 0.958 | | ug/kg | 0.202 | 0.101 | 1 |
| Cl2-BZ#7 | 0.826 | | ug/kg | 0.202 | 0.101 | 1 |
| Cl2-BZ#6 | 9.98 | | ug/kg | 0.202 | 0.101 | 1 |
| Cl2-BZ#5 | ND | | ug/kg | 0.202 | 0.101 | 1 |
| Cl2-BZ#8 | 17.7 | | ug/kg | 0.202 | 0.101 | 1 |
| Cl3-BZ#19 | 1.48 | | ug/kg | 0.202 | 0.101 | 1 |
| Cl2-BZ#14 | ND | | ug/kg | 0.202 | 0.101 | 1 |
| Cl3-BZ#30 | ND | | ug/kg | 0.202 | 0.101 | 1 |
| Cl3-BZ#18 | 24.9 | | ug/kg | 0.202 | 0.101 | 1 |
| Cl2-BZ#11 | 3.61 | | ug/kg | 0.202 | 0.101 | 1 |
| Cl3-BZ#17 | 13.1 | | ug/kg | 0.202 | 0.101 | 1 |
| Cl2-BZ#12 | ND | | ug/kg | 0.202 | 0.101 | 1 |
| Cl3-BZ#27 | 3.57 | | ug/kg | 0.202 | 0.101 | 1 |
| Cl2-BZ#13 | 9.36 | | ug/kg | 0.404 | 0.202 | 1 |
| Cl3-BZ#24 | 0.330 | | ug/kg | 0.202 | 0.101 | 1 |
| Cl3-BZ#16 | 4.27 | | ug/kg | 0.202 | 0.101 | 1 |
| Cl3-BZ#32 | 8.65 | | ug/kg | 0.202 | 0.101 | 1 |
| Cl2-BZ#15 | 22.9 | | ug/kg | 0.202 | 0.101 | 1 |
| Cl3-BZ#34 | 0.748 | | ug/kg | 0.202 | 0.101 | 1 |
| Cl3-BZ#23 | ND | | ug/kg | 0.202 | 0.101 | 1 |
| Cl4-BZ#54 | ND | | ug/kg | 0.202 | 0.101 | 1 |
| Cl3-BZ#29-Cal | 0.373 | | ug/kg | 0.202 | 0.101 | 1 |
| Cl4-BZ#50-Cal | ND | | ug/kg | 0.202 | 0.101 | 1 |
| Cl3-BZ#26 | 53.5 | | ug/kg | 0.202 | 0.101 | 1 |

**Project Name:** NEW BEDFORD HARBOR-LTM **Lab Number:** L2041179

**Project Number:** 60597627 **Report Date:** 10/20/20

## SAMPLE RESULTS

Lab ID: L2041179-01 Date Collected: 09/28/20 15:30

Client ID: S-247-20FSP20-01 Date Received: 09/29/20

Sample Location: NEW BEDFORD, MA Field Prep: Not Specified

Sample Depth:

| Parameter | Result | Qualifier | Units | RL | MDL | Dilution Factor |
|---|---|---|---|---|---|---|
| PCB Congeners/Homologs - Mansfield Lab | | | | | | |
| Cl3-BZ#25 | 33.4 | | ug/kg | 0.202 | 0.101 | 1 |
| Cl4-BZ#53 | 7.14 | | ug/kg | 0.202 | 0.101 | 1 |
| Cl3-BZ#-31 | 91.7 | | ug/kg | 0.202 | 0.101 | 1 |
| Cl3-BZ#28 | 99.5 | | ug/kg | 0.202 | 0.101 | 1 |
| Cl3-BZ#33 | 12.9 | | ug/kg | 0.202 | 0.101 | 1 |
| Cl4-BZ#51 | 2.32 | | ug/kg | 0.202 | 0.101 | 1 |
| Cl3-BZ#21/#20 | 4.60 | | ug/kg | 0.404 | 0.202 | 1 |
| Cl4-BZ#45 | 3.66 | | ug/kg | 0.202 | 0.101 | 1 |
| Cl3-BZ#22 | 18.6 | | ug/kg | 0.202 | 0.101 | 1 |
| Cl4-BZ#73/#46 | 1.78 | | ug/kg | 0.404 | 0.202 | 1 |
| Cl4-BZ#69 | 0.503 | | ug/kg | 0.202 | 0.101 | 1 |
| Cl4-BZ#43 | 1.09 | | ug/kg | 0.202 | 0.101 | 1 |
| Cl3-BZ#36 | 0.265 | | ug/kg | 0.202 | 0.101 | 1 |
| Cl4-BZ#52 | 93.5 | | ug/kg | 0.202 | 0.101 | 1 |
| Cl4-BZ#48 | 5.33 | | ug/kg | 0.202 | 0.101 | 1 |
| Cl4-BZ#49 | 97.1 | | ug/kg | 0.202 | 0.101 | 1 |
| Cl5-BZ#104 | ND | | ug/kg | 0.202 | 0.101 | 1 |
| Cl4-BZ#47 | 32.2 | | ug/kg | 0.202 | 0.101 | 1 |
| Cl4-BZ#65/#75/#62 | 2.16 | | ug/kg | 0.606 | 0.303 | 1 |
| Cl3-BZ#39 | 0.719 | | ug/kg | 0.202 | 0.101 | 1 |
| Cl3-BZ#38 | ND | | ug/kg | 0.202 | 0.101 | 1 |
| Cl4-BZ#44 | 35.0 | | ug/kg | 0.202 | 0.101 | 1 |
| Cl4-BZ#59 | 5.86 | | ug/kg | 0.202 | 0.101 | 1 |
| Cl4-BZ#42 | 16.6 | | ug/kg | 0.202 | 0.101 | 1 |
| Cl4-BZ#71 | 12.3 | | ug/kg | 0.202 | 0.101 | 1 |
| Cl3-BZ#35 | 1.68 | | ug/kg | 0.202 | 0.101 | 1 |
| Cl4-BZ#41 | 1.03 | | ug/kg | 0.202 | 0.101 | 1 |
| Cl4-BZ#72 | 3.89 | | ug/kg | 0.202 | 0.101 | 1 |
| Cl5-BZ#96 | 0.417 | | ug/kg | 0.202 | 0.101 | 1 |
| Cl5-BZ#103 | 1.86 | | ug/kg | 0.202 | 0.101 | 1 |
| Cl4-BZ#68/#64 | 28.4 | | ug/kg | 0.404 | 0.202 | 1 |
| Cl4-BZ#40 | 5.53 | | ug/kg | 0.202 | 0.101 | 1 |
| Cl3-BZ#37 | 22.2 | | ug/kg | 0.202 | 0.101 | 1 |
| Cl5-BZ#100 | 1.74 | | ug/kg | 0.202 | 0.101 | 1 |
| Cl5-BZ#94 | 0.452 | | ug/kg | 0.202 | 0.101 | 1 |
| Cl4-BZ#57 | 2.03 | | ug/kg | 0.202 | 0.101 | 1 |
| Cl4-BZ#67/#58 | 7.48 | | ug/kg | 0.404 | 0.202 | 1 |

**Project Name:** NEW BEDFORD HARBOR-LTM **Lab Number:** L2041179

**Project Number:** 60597627 **Report Date:** 10/20/20

## SAMPLE RESULTS

Lab ID: L2041179-01 Date Collected: 09/28/20 15:30

Client ID: S-247-20FSP20-01 Date Received: 09/29/20

Sample Location: NEW BEDFORD, MA Field Prep: Not Specified

Sample Depth:

| Parameter | Result | Qualifier | Units | RL | MDL | Dilution Factor |
|---|---|---|---|---|---|---|
| PCB Congeners/Homologs - Mansfield Lab | | | | | | |
| Cl5-BZ#102 | 2.97 | | ug/kg | 0.202 | 0.101 | 1 |
| Cl4-BZ#61 | ND | | ug/kg | 0.202 | 0.101 | 1 |
| Cl5-BZ#98 | 0.659 | | ug/kg | 0.202 | 0.101 | 1 |
| Cl4-BZ#76 | ND | | ug/kg | 0.202 | 0.101 | 1 |
| Cl5-BZ#93 | ND | | ug/kg | 0.202 | 0.101 | 1 |
| Cl4-BZ#63 | 4.13 | | ug/kg | 0.202 | 0.101 | 1 |
| Cl5-BZ#121/#95/#88 | 41.7 | | ug/kg | 0.606 | 0.303 | 1 |
| Cl4-BZ#74 | 36.2 | | ug/kg | 0.202 | 0.101 | 1 |
| Cl6-BZ#155 | ND | | ug/kg | 0.202 | 0.101 | 1 |
| Cl4-BZ#70 | 52.9 | | ug/kg | 0.202 | 0.101 | 1 |
| Cl5-BZ#91 | 20.4 | | ug/kg | 0.202 | 0.101 | 1 |
| Cl4-BZ#66 | 68.6 | | ug/kg | 0.202 | 0.101 | 1 |
| Cl4-BZ#80 | ND | | ug/kg | 0.202 | 0.101 | 1 |
| Cl4-BZ#55 | 1.59 | | ug/kg | 0.202 | 0.101 | 1 |
| Cl5-BZ#92 | 19.7 | | ug/kg | 0.202 | 0.101 | 1 |
| Cl5-BZ#89/#84 | 15.0 | | ug/kg | 0.404 | 0.202 | 1 |
| Cl5-BZ#101/#90 | 95.3 | | ug/kg | 0.404 | 0.202 | 1 |
| Cl4-BZ#56 | 18.5 | | ug/kg | 0.202 | 0.101 | 1 |
| Cl5-BZ#113 | 1.36 | | ug/kg | 0.202 | 0.101 | 1 |
| Cl5-BZ#99 | 69.0 | | ug/kg | 0.202 | 0.101 | 1 |
| Cl6-BZ#150 | 0.482 | | ug/kg | 0.202 | 0.101 | 1 |
| Cl4-BZ#60 | 10.1 | | ug/kg | 0.202 | 0.101 | 1 |
| Cl6-BZ#152 | ND | | ug/kg | 0.202 | 0.101 | 1 |
| Cl5-BZ#119 | 6.71 | | ug/kg | 0.202 | 0.101 | 1 |
| Cl5-BZ#83/#125/#112 | 4.01 | | ug/kg | 0.606 | 0.303 | 1 |
| Cl5-BZ#86/#109 | ND | | ug/kg | 0.404 | 0.202 | 1 |
| Cl6-BZ#145 | ND | | ug/kg | 0.202 | 0.101 | 1 |
| Cl5-BZ#97 | 30.3 | | ug/kg | 0.202 | 0.101 | 1 |
| Cl6-BZ#148 | 0.256 | | ug/kg | 0.202 | 0.101 | 1 |
| Cl4-BZ#79 | 0.330 | | ug/kg | 0.202 | 0.101 | 1 |
| Cl5-BZ#116 | ND | | ug/kg | 0.202 | 0.101 | 1 |
| Cl6-BZ#154-Cal | 3.22 | | ug/kg | 0.202 | 0.101 | 1 |
| Cl4-BZ#78 | ND | | ug/kg | 0.202 | 0.101 | 1 |
| Cl5-BZ#87/#111 | 14.5 | | ug/kg | 0.404 | 0.202 | 1 |
| Cl6-BZ#136 | 6.86 | | ug/kg | 0.202 | 0.101 | 1 |
| Cl5-BZ#117 | 3.86 | | ug/kg | 0.202 | 0.101 | 1 |
| Cl5-BZ#115 | 1.52 | | ug/kg | 0.202 | 0.101 | 1 |

**Project Name:** NEW BEDFORD HARBOR-LTM **Lab Number:** L2041179

**Project Number:** 60597627 **Report Date:** 10/20/20

## SAMPLE RESULTS

Lab ID: L2041179-01 Date Collected: 09/28/20 15:30

Client ID: S-247-20FSP20-01 Date Received: 09/29/20

Sample Location: NEW BEDFORD, MA Field Prep: Not Specified

Sample Depth:

| Parameter | Result | Qualifier | Units | RL | MDL | Dilution Factor |
|---|---|---|---|---|---|---|
| PCB Congeners/Homologs - Mansfield Lab | | | | | | |
| Cl5-BZ#85 | 12.1 | | ug/kg | 0.202 | 0.101 | 1 |
| Cl5-BZ#120 | 1.06 | | ug/kg | 0.202 | 0.101 | 1 |
| Cl5-BZ#110 | 109 | | ug/kg | 0.202 | 0.101 | 1 |
| Cl4-BZ#81 | ND | | ug/kg | 0.202 | 0.101 | 1 |
| Cl6-BZ#151 | 8.25 | | ug/kg | 0.202 | 0.101 | 1 |
| Cl6-BZ#135 | 7.77 | | ug/kg | 0.202 | 0.101 | 1 |
| Cl5-BZ#82 | 4.12 | | ug/kg | 0.202 | 0.101 | 1 |
| Cl6-BZ#144 | 1.49 | | ug/kg | 0.202 | 0.101 | 1 |
| Cl6-BZ#147/#149 | 63.3 | | ug/kg | 0.404 | 0.202 | 1 |
| Cl4-BZ#77 | 9.76 | | ug/kg | 0.202 | 0.101 | 1 |
| Cl6-BZ#143/#139 | 1.35 | | ug/kg | 0.404 | 0.202 | 1 |
| Cl5-BZ#124 | 2.92 | | ug/kg | 0.202 | 0.101 | 1 |
| Cl6-BZ#140 | 0.501 | | ug/kg | 0.202 | 0.101 | 1 |
| Cl5-BZ#108 | ND | | ug/kg | 0.202 | 0.101 | 1 |
| Cl5-BZ#107/#123 | 9.29 | | ug/kg | 0.404 | 0.202 | 1 |
| Cl7-BZ#188-Cal/RTW | ND | | ug/kg | 0.202 | 0.101 | 1 |
| Cl6-BZ#134 | 3.68 | | ug/kg | 0.202 | 0.101 | 1 |
| Cl5-BZ#106 | ND | | ug/kg | 0.202 | 0.101 | 1 |
| Cl6-BZ#133 | 1.38 | | ug/kg | 0.202 | 0.101 | 1 |
| Cl6-BZ#142 | ND | | ug/kg | 0.202 | 0.101 | 1 |
| Cl5-BZ#118 | 109 | | ug/kg | 0.202 | 0.101 | 1 |
| Cl6-BZ#131 | 0.928 | | ug/kg | 0.202 | 0.101 | 1 |
| Cl7-BZ#184 | ND | | ug/kg | 0.202 | 0.101 | 1 |
| Cl6-BZ#165 | ND | | ug/kg | 0.202 | 0.101 | 1 |
| Cl6-BZ#146 | 13.8 | | ug/kg | 0.202 | 0.101 | 1 |
| Cl6-BZ#161 | ND | | ug/kg | 0.202 | 0.101 | 1 |
| Cl5-BZ#122 | ND | | ug/kg | 0.202 | 0.101 | 1 |
| Cl6-BZ#168 | ND | | ug/kg | 0.202 | 0.101 | 1 |
| Cl5-BZ#114 | 2.78 | | ug/kg | 0.202 | 0.101 | 1 |
| Cl6-BZ#153 | 86.2 | | ug/kg | 0.202 | 0.101 | 1 |
| Cl6-BZ#132 | 19.6 | | ug/kg | 0.202 | 0.101 | 1 |
| Cl7-BZ#179 | 3.02 | | ug/kg | 0.202 | 0.101 | 1 |
| Cl6-BZ#141 | 5.38 | | ug/kg | 0.202 | 0.101 | 1 |
| Cl7-BZ#176 | 1.11 | | ug/kg | 0.202 | 0.101 | 1 |
| Cl5-BZ#105 | 24.2 | | ug/kg | 0.202 | 0.101 | 1 |
| Cl6-BZ#137 | 4.22 | | ug/kg | 0.202 | 0.101 | 1 |
| Cl5-BZ#127 | ND | | ug/kg | 0.202 | 0.101 | 1 |

**Project Name:** NEW BEDFORD HARBOR-LTM **Lab Number:** L2041179

**Project Number:** 60597627 **Report Date:** 10/20/20

## SAMPLE RESULTS

Lab ID: L2041179-01 Date Collected: 09/28/20 15:30

Client ID: S-247-20FSP20-01 Date Received: 09/29/20

Sample Location: NEW BEDFORD, MA Field Prep: Not Specified

Sample Depth:

| Parameter | Result | Qualifier | Units | RL | MDL | Dilution Factor |
|---|---|---|---|---|---|---|
| PCB Congeners/Homologs - Mansfield Lab | | | | | | |
| Cl7-BZ#186 | ND | | ug/kg | 0.202 | 0.101 | 1 |
| Cl6-BZ#130/#164 | 11.4 | | ug/kg | 0.404 | 0.202 | 1 |
| Cl7-BZ#178 | 2.03 | | ug/kg | 0.202 | 0.101 | 1 |
| Cl6-BZ#138 | 52.9 | | ug/kg | 0.202 | 0.101 | 1 |
| Cl6-BZ#163/#160 | 21.8 | | ug/kg | 0.404 | 0.202 | 1 |
| Cl6-BZ#129/#158 | 12.1 | | ug/kg | 0.404 | 0.202 | 1 |
| Cl7-BZ#182/#175 | 0.603 | | ug/kg | 0.404 | 0.202 | 1 |
| Cl7-BZ#187 | 11.1 | | ug/kg | 0.202 | 0.101 | 1 |
| Cl7-BZ#183 | 4.89 | | ug/kg | 0.202 | 0.101 | 1 |
| Cl6-BZ#166 | ND | | ug/kg | 0.202 | 0.101 | 1 |
| Cl6-BZ#159 | ND | | ug/kg | 0.202 | 0.101 | 1 |
| Cl5-BZ#126 | 0.782 | | ug/kg | 0.202 | 0.101 | 1 |
| Cl7-BZ#185 | 0.505 | | ug/kg | 0.202 | 0.101 | 1 |
| Cl6-BZ#162 | 0.627 | | ug/kg | 0.202 | 0.101 | 1 |
| Cl7-BZ#174 | 4.75 | | ug/kg | 0.202 | 0.101 | 1 |
| Cl6-BZ#128 | 16.7 | | ug/kg | 0.202 | 0.101 | 1 |
| Cl8-BZ#202 | 1.10 | | ug/kg | 0.202 | 0.101 | 1 |
| Cl6-BZ#167 | 4.97 | | ug/kg | 0.202 | 0.101 | 1 |
| Cl7-BZ#181 | ND | | ug/kg | 0.202 | 0.101 | 1 |
| Cl7-BZ#177 | 4.82 | | ug/kg | 0.202 | 0.101 | 1 |
| Cl8-BZ#204/#200-CAL | 0.516 | | ug/kg | 0.404 | 0.202 | 1 |
| Cl7-BZ#171 | 2.88 | | ug/kg | 0.202 | 0.101 | 1 |
| Cl7-BZ#173 | ND | | ug/kg | 0.202 | 0.101 | 1 |
| Cl8-BZ#197 | ND | | ug/kg | 0.202 | 0.101 | 1 |
| Cl7-BZ#172 | 1.60 | | ug/kg | 0.202 | 0.101 | 1 |
| Cl7-BZ#192 | ND | | ug/kg | 0.202 | 0.101 | 1 |
| Cl6-BZ#156 | 9.14 | | ug/kg | 0.202 | 0.101 | 1 |
| Cl6-BZ#157 | 2.83 | | ug/kg | 0.202 | 0.101 | 1 |
| Cl7-BZ#180 | 12.9 | | ug/kg | 0.202 | 0.101 | 1 |
| Cl7-BZ#193 | 1.13 | | ug/kg | 0.202 | 0.101 | 1 |
| Cl8-BZ#199 | 0.331 | | ug/kg | 0.202 | 0.101 | 1 |
| Cl7-BZ#191 | 0.648 | | ug/kg | 0.202 | 0.101 | 1 |
| Cl8-BZ#198 | ND | | ug/kg | 0.202 | 0.101 | 1 |
| Cl8-BZ#201 | 2.91 | | ug/kg | 0.202 | 0.101 | 1 |
| Cl7-BZ#170 | 8.68 | | ug/kg | 0.202 | 0.101 | 1 |
| Cl7-BZ#190 | 1.97 | | ug/kg | 0.202 | 0.101 | 1 |
| Cl8-BZ#196 | 1.61 | | ug/kg | 0.202 | 0.101 | 1 |

**Project Name:** NEW BEDFORD HARBOR-LTM **Lab Number:** L2041179

**Project Number:** 60597627 **Report Date:** 10/20/20

## SAMPLE RESULTS

Lab ID: L2041179-01 Date Collected: 09/28/20 15:30

Client ID: S-247-20FSP20-01 Date Received: 09/29/20

Sample Location: NEW BEDFORD, MA Field Prep: Not Specified

Sample Depth:

| Parameter | Result | Qualifier | Units | RL | MDL | Dilution Factor |
|---|---|---|---|---|---|---|
| PCB Congeners/Homologs - Mansfield Lab | | | | | | |
| Cl8-BZ#203 | 1.65 | | ug/kg | 0.202 | 0.101 | 1 |
| Cl6-BZ#169 | ND | | ug/kg | 0.202 | 0.101 | 1 |
| Cl9-BZ#208 | 0.571 | | ug/kg | 0.202 | 0.101 | 1 |
| Cl9-BZ#207 | 0.339 | | ug/kg | 0.202 | 0.101 | 1 |
| Cl7-BZ#189 | 1.31 | | ug/kg | 0.202 | 0.101 | 1 |
| Cl8-BZ#195 | 1.11 | | ug/kg | 0.202 | 0.101 | 1 |
| Cl8-BZ#194 | 4.46 | | ug/kg | 0.202 | 0.101 | 1 |
| Cl8-BZ#205 | ND | | ug/kg | 0.202 | 0.101 | 1 |
| Cl9-BZ#206-Cal/RTW | 1.38 | | ug/kg | 0.202 | 0.101 | 1 |
| Cl10-BZ#209-Cal/RTW | 0.708 | | ug/kg | 0.202 | 0.101 | 1 |
| Monochlorobiphenyls | 2.13 | | ug/kg | 0.202 | 0.101 | 1 |
| Dichlorobiphenyls | 68.4 | | ug/kg | 0.202 | 0.101 | 1 |
| Trichlorobiphenyls | 396 | | ug/kg | 0.202 | 0.101 | 1 |
| Tetrachlorobiphenyls | 567 | | ug/kg | 0.202 | 0.101 | 1 |
| Pentachlorobiphenyls | 607 | | ug/kg | 0.202 | 0.101 | 1 |
| Hexachlorobiphenyls | 361 | | ug/kg | 0.202 | 0.101 | 1 |
| Heptachlorobiphenyls | 63.9 | | ug/kg | 0.202 | 0.101 | 1 |
| Octachlorobiphenyls | 13.7 | | ug/kg | 0.202 | 0.101 | 1 |
| Nonachlorobiphenyls | 2.29 | | ug/kg | 0.202 | 0.101 | 1 |
| Decachlorobiphenyl | 0.708 | | ug/kg | 0.202 | 0.101 | 1 |
| Total PCB | 2080 | | ug/kg | 0.202 | NA | 1 |

| Surrogate | % Recovery | Qualifier | Acceptance Criteria |
|---|---|---|---|
| Cl3-BZ#19-C13 (surr) | 75 | | 50-125 |
| Cl8-BZ#202-C13 (surr) | 77 | | 50-125 |

**Project Name:** NEW BEDFORD HARBOR-LTM **Lab Number:** L2041179

**Project Number:** 60597627 **Report Date:** 10/20/20

## SAMPLE RESULTS

Lab ID: L2041179-02
Client ID: S-250-20FSP20-01
Sample Location: NEW BEDFORD, MA

Date Collected: 09/28/20 15:34
Date Received: 09/29/20
Field Prep: Not Specified

Sample Depth:
Matrix: Sediment
Analytical Method: 105,8270D-SIM/680(M)
Analytical Date: 10/15/20 14:17
Analyst: MJS
Percent Solids: 98%

Extraction Method: EPA 3570
Extraction Date: 10/02/20 16:30
Cleanup Method: EPA 3630
Cleanup Date: 10/12/20

| Parameter | Result | Qualifier | Units | RL | MDL | Dilution Factor |
|---|---|---|---|---|---|---|
| PCB Congeners/Homologs - Mansfield Lab | | | | | | |
| Cl1-BZ#1-Cal/RTW | 0.634 | | ug/kg | 0.190 | 0.095 | 1 |
| Cl1-BZ#2 | 0.232 | | ug/kg | 0.190 | 0.095 | 1 |
| Cl1-BZ#3 | 0.692 | | ug/kg | 0.190 | 0.095 | 1 |
| Cl2-BZ#4/#10 | 2.66 | | ug/kg | 0.379 | 0.190 | 1 |
| Cl2-BZ#9 | 0.814 | | ug/kg | 0.190 | 0.095 | 1 |
| Cl2-BZ#7 | 0.688 | | ug/kg | 0.190 | 0.095 | 1 |
| Cl2-BZ#6 | 10.0 | | ug/kg | 0.190 | 0.095 | 1 |
| Cl2-BZ#5 | 0.182 | J | ug/kg | 0.190 | 0.095 | 1 |
| Cl2-BZ#8 | 14.7 | | ug/kg | 0.190 | 0.095 | 1 |
| Cl3-BZ#19 | 1.34 | | ug/kg | 0.190 | 0.095 | 1 |
| Cl2-BZ#14 | ND | | ug/kg | 0.190 | 0.095 | 1 |
| Cl3-BZ#30 | ND | | ug/kg | 0.190 | 0.095 | 1 |
| Cl3-BZ#18 | 22.8 | | ug/kg | 0.190 | 0.095 | 1 |
| Cl2-BZ#11 | 2.85 | | ug/kg | 0.190 | 0.095 | 1 |
| Cl3-BZ#17 | 11.7 | | ug/kg | 0.190 | 0.095 | 1 |
| Cl2-BZ#12 | ND | | ug/kg | 0.190 | 0.095 | 1 |
| Cl3-BZ#27 | 3.04 | | ug/kg | 0.190 | 0.095 | 1 |
| Cl2-BZ#13 | 7.05 | | ug/kg | 0.379 | 0.190 | 1 |
| Cl3-BZ#24 | 0.289 | | ug/kg | 0.190 | 0.095 | 1 |
| Cl3-BZ#16 | 4.31 | | ug/kg | 0.190 | 0.095 | 1 |
| Cl3-BZ#32 | 7.22 | | ug/kg | 0.190 | 0.095 | 1 |
| Cl2-BZ#15 | 15.0 | | ug/kg | 0.190 | 0.095 | 1 |
| Cl3-BZ#34 | 0.665 | | ug/kg | 0.190 | 0.095 | 1 |
| Cl3-BZ#23 | ND | | ug/kg | 0.190 | 0.095 | 1 |
| Cl4-BZ#54 | ND | | ug/kg | 0.190 | 0.095 | 1 |
| Cl3-BZ#29-Cal | ND | | ug/kg | 0.190 | 0.095 | 1 |
| Cl4-BZ#50-Cal | ND | | ug/kg | 0.190 | 0.095 | 1 |
| Cl3-BZ#26 | 45.2 | | ug/kg | 0.190 | 0.095 | 1 |

**Project Name:** NEW BEDFORD HARBOR-LTM **Lab Number:** L2041179

**Project Number:** 60597627 **Report Date:** 10/20/20

## SAMPLE RESULTS

Lab ID: L2041179-02 Date Collected: 09/28/20 15:34

Client ID: S-250-20FSP20-01 Date Received: 09/29/20

Sample Location: NEW BEDFORD, MA Field Prep: Not Specified

Sample Depth:

| Parameter | Result | Qualifier | Units | RL | MDL | Dilution Factor |
|---|---|---|---|---|---|---|
| PCB Congeners/Homologs - Mansfield Lab | | | | | | |
| Cl3-BZ#25 | 27.4 | | ug/kg | 0.190 | 0.095 | 1 |
| Cl4-BZ#53 | 6.07 | | ug/kg | 0.190 | 0.095 | 1 |
| Cl3-BZ#-31 | 69.6 | | ug/kg | 0.190 | 0.095 | 1 |
| Cl3-BZ#28 | 72.2 | | ug/kg | 0.190 | 0.095 | 1 |
| Cl3-BZ#33 | 9.44 | | ug/kg | 0.190 | 0.095 | 1 |
| Cl4-BZ#51 | 2.14 | | ug/kg | 0.190 | 0.095 | 1 |
| Cl3-BZ#21/#20 | 3.96 | | ug/kg | 0.379 | 0.190 | 1 |
| Cl4-BZ#45 | 3.10 | | ug/kg | 0.190 | 0.095 | 1 |
| Cl3-BZ#22 | 14.4 | | ug/kg | 0.190 | 0.095 | 1 |
| Cl4-BZ#73/#46 | 1.62 | | ug/kg | 0.379 | 0.190 | 1 |
| Cl4-BZ#69 | 0.337 | | ug/kg | 0.190 | 0.095 | 1 |
| Cl4-BZ#43 | 0.874 | | ug/kg | 0.190 | 0.095 | 1 |
| Cl3-BZ#36 | 0.325 | | ug/kg | 0.190 | 0.095 | 1 |
| Cl4-BZ#52 | 72.6 | | ug/kg | 0.190 | 0.095 | 1 |
| Cl4-BZ#48 | 3.73 | | ug/kg | 0.190 | 0.095 | 1 |
| Cl4-BZ#49 | 73.4 | | ug/kg | 0.190 | 0.095 | 1 |
| Cl5-BZ#104 | ND | | ug/kg | 0.190 | 0.095 | 1 |
| Cl4-BZ#47 | 23.0 | | ug/kg | 0.190 | 0.095 | 1 |
| Cl4-BZ#65/#75/#62 | 1.48 | | ug/kg | 0.569 | 0.284 | 1 |
| Cl3-BZ#39 | 0.313 | | ug/kg | 0.190 | 0.095 | 1 |
| Cl3-BZ#38 | ND | | ug/kg | 0.190 | 0.095 | 1 |
| Cl4-BZ#44 | 29.4 | | ug/kg | 0.190 | 0.095 | 1 |
| Cl4-BZ#59 | 5.23 | | ug/kg | 0.190 | 0.095 | 1 |
| Cl4-BZ#42 | 13.6 | | ug/kg | 0.190 | 0.095 | 1 |
| Cl4-BZ#71 | 10.7 | | ug/kg | 0.190 | 0.095 | 1 |
| Cl3-BZ#35 | 1.22 | | ug/kg | 0.190 | 0.095 | 1 |
| Cl4-BZ#41 | 1.07 | | ug/kg | 0.190 | 0.095 | 1 |
| Cl4-BZ#72 | 2.96 | | ug/kg | 0.190 | 0.095 | 1 |
| Cl5-BZ#96 | 0.396 | | ug/kg | 0.190 | 0.095 | 1 |
| Cl5-BZ#103 | 1.38 | | ug/kg | 0.190 | 0.095 | 1 |
| Cl4-BZ#68/#64 | 22.6 | | ug/kg | 0.379 | 0.190 | 1 |
| Cl4-BZ#40 | 4.40 | | ug/kg | 0.190 | 0.095 | 1 |
| Cl3-BZ#37 | 14.1 | | ug/kg | 0.190 | 0.095 | 1 |
| Cl5-BZ#100 | 1.27 | | ug/kg | 0.190 | 0.095 | 1 |
| Cl5-BZ#94 | 0.304 | | ug/kg | 0.190 | 0.095 | 1 |
| Cl4-BZ#57 | 1.54 | | ug/kg | 0.190 | 0.095 | 1 |
| Cl4-BZ#67/#58 | 5.52 | | ug/kg | 0.379 | 0.190 | 1 |

**Project Name:** NEW BEDFORD HARBOR-LTM **Lab Number:** L2041179

**Project Number:** 60597627 **Report Date:** 10/20/20

## SAMPLE RESULTS

Lab ID: L2041179-02 Date Collected: 09/28/20 15:34

Client ID: S-250-20FSP20-01 Date Received: 09/29/20

Sample Location: NEW BEDFORD, MA Field Prep: Not Specified

Sample Depth:

| Parameter | Result | Qualifier | Units | RL | MDL | Dilution Factor |
|---|---|---|---|---|---|---|
| PCB Congeners/Homologs - Mansfield Lab | | | | | | |
| Cl5-BZ#102 | 2.51 | | ug/kg | 0.190 | 0.095 | 1 |
| Cl4-BZ#61 | ND | | ug/kg | 0.190 | 0.095 | 1 |
| Cl5-BZ#98 | 0.380 | | ug/kg | 0.190 | 0.095 | 1 |
| Cl4-BZ#76 | ND | | ug/kg | 0.190 | 0.095 | 1 |
| Cl5-BZ#93 | ND | | ug/kg | 0.190 | 0.095 | 1 |
| Cl4-BZ#63 | 3.36 | | ug/kg | 0.190 | 0.095 | 1 |
| Cl5-BZ#121/#95/#88 | 32.9 | | ug/kg | 0.569 | 0.284 | 1 |
| Cl4-BZ#74 | 24.7 | | ug/kg | 0.190 | 0.095 | 1 |
| Cl6-BZ#155 | ND | | ug/kg | 0.190 | 0.095 | 1 |
| Cl4-BZ#70 | 35.2 | | ug/kg | 0.190 | 0.095 | 1 |
| Cl5-BZ#91 | 15.5 | | ug/kg | 0.190 | 0.095 | 1 |
| Cl4-BZ#66 | 45.4 | | ug/kg | 0.190 | 0.095 | 1 |
| Cl4-BZ#80 | ND | | ug/kg | 0.190 | 0.095 | 1 |
| Cl4-BZ#55 | 1.83 | | ug/kg | 0.190 | 0.095 | 1 |
| Cl5-BZ#92 | 14.6 | | ug/kg | 0.190 | 0.095 | 1 |
| Cl5-BZ#89/#84 | 13.2 | | ug/kg | 0.379 | 0.190 | 1 |
| Cl5-BZ#101/#90 | 68.0 | | ug/kg | 0.379 | 0.190 | 1 |
| Cl4-BZ#56 | 13.9 | | ug/kg | 0.190 | 0.095 | 1 |
| Cl5-BZ#113 | 0.961 | | ug/kg | 0.190 | 0.095 | 1 |
| Cl5-BZ#99 | 47.8 | | ug/kg | 0.190 | 0.095 | 1 |
| Cl6-BZ#150 | 0.275 | | ug/kg | 0.190 | 0.095 | 1 |
| Cl4-BZ#60 | 7.58 | | ug/kg | 0.190 | 0.095 | 1 |
| Cl6-BZ#152 | ND | | ug/kg | 0.190 | 0.095 | 1 |
| Cl5-BZ#119 | 4.33 | | ug/kg | 0.190 | 0.095 | 1 |
| Cl5-BZ#83/#125/#112 | 3.47 | | ug/kg | 0.569 | 0.284 | 1 |
| Cl5-BZ#86/#109 | ND | | ug/kg | 0.379 | 0.190 | 1 |
| Cl6-BZ#145 | ND | | ug/kg | 0.190 | 0.095 | 1 |
| Cl5-BZ#97 | 23.3 | | ug/kg | 0.190 | 0.095 | 1 |
| Cl6-BZ#148 | ND | | ug/kg | 0.190 | 0.095 | 1 |
| Cl4-BZ#79 | ND | | ug/kg | 0.190 | 0.095 | 1 |
| Cl5-BZ#116 | ND | | ug/kg | 0.190 | 0.095 | 1 |
| Cl6-BZ#154-Cal | 2.23 | | ug/kg | 0.190 | 0.095 | 1 |
| Cl4-BZ#78 | ND | | ug/kg | 0.190 | 0.095 | 1 |
| Cl5-BZ#87/#111 | 13.2 | | ug/kg | 0.379 | 0.190 | 1 |
| Cl6-BZ#136 | 5.79 | | ug/kg | 0.190 | 0.095 | 1 |
| Cl5-BZ#117 | 2.61 | | ug/kg | 0.190 | 0.095 | 1 |
| Cl5-BZ#115 | 0.990 | | ug/kg | 0.190 | 0.095 | 1 |

**Project Name:** NEW BEDFORD HARBOR-LTM **Lab Number:** L2041179

**Project Number:** 60597627 **Report Date:** 10/20/20

## SAMPLE RESULTS

Lab ID: L2041179-02 Date Collected: 09/28/20 15:34

Client ID: S-250-20FSP20-01 Date Received: 09/29/20

Sample Location: NEW BEDFORD, MA Field Prep: Not Specified

Sample Depth:

| Parameter | Result | Qualifier | Units | RL | MDL | Dilution Factor |
|---|---|---|---|---|---|---|
| PCB Congeners/Homologs - Mansfield Lab | | | | | | |
| Cl5-BZ#85 | 11.3 | | ug/kg | 0.190 | 0.095 | 1 |
| Cl5-BZ#120 | 0.830 | | ug/kg | 0.190 | 0.095 | 1 |
| Cl5-BZ#110 | 82.8 | | ug/kg | 0.190 | 0.095 | 1 |
| Cl4-BZ#81 | ND | | ug/kg | 0.190 | 0.095 | 1 |
| Cl6-BZ#151 | 5.56 | | ug/kg | 0.190 | 0.095 | 1 |
| Cl6-BZ#135 | 6.25 | | ug/kg | 0.190 | 0.095 | 1 |
| Cl5-BZ#82 | 3.92 | | ug/kg | 0.190 | 0.095 | 1 |
| Cl6-BZ#144 | 1.26 | | ug/kg | 0.190 | 0.095 | 1 |
| Cl6-BZ#147/#149 | 47.1 | | ug/kg | 0.379 | 0.190 | 1 |
| Cl4-BZ#77 | 5.79 | | ug/kg | 0.190 | 0.095 | 1 |
| Cl6-BZ#143/#139 | 1.17 | | ug/kg | 0.379 | 0.190 | 1 |
| Cl5-BZ#124 | 1.71 | | ug/kg | 0.190 | 0.095 | 1 |
| Cl6-BZ#140 | 0.447 | | ug/kg | 0.190 | 0.095 | 1 |
| Cl5-BZ#108 | ND | | ug/kg | 0.190 | 0.095 | 1 |
| Cl5-BZ#107/#123 | 6.34 | | ug/kg | 0.379 | 0.190 | 1 |
| Cl7-BZ#188-Cal/RTW | ND | | ug/kg | 0.190 | 0.095 | 1 |
| Cl6-BZ#134 | 2.83 | | ug/kg | 0.190 | 0.095 | 1 |
| Cl5-BZ#106 | ND | | ug/kg | 0.190 | 0.095 | 1 |
| Cl6-BZ#133 | 0.989 | | ug/kg | 0.190 | 0.095 | 1 |
| Cl6-BZ#142 | ND | | ug/kg | 0.190 | 0.095 | 1 |
| Cl5-BZ#118 | 74.1 | | ug/kg | 0.190 | 0.095 | 1 |
| Cl6-BZ#131 | 0.618 | | ug/kg | 0.190 | 0.095 | 1 |
| Cl7-BZ#184 | ND | | ug/kg | 0.190 | 0.095 | 1 |
| Cl6-BZ#165 | ND | | ug/kg | 0.190 | 0.095 | 1 |
| Cl6-BZ#146 | 9.82 | | ug/kg | 0.190 | 0.095 | 1 |
| Cl6-BZ#161 | ND | | ug/kg | 0.190 | 0.095 | 1 |
| Cl5-BZ#122 | ND | | ug/kg | 0.190 | 0.095 | 1 |
| Cl6-BZ#168 | ND | | ug/kg | 0.190 | 0.095 | 1 |
| Cl5-BZ#114 | 1.88 | | ug/kg | 0.190 | 0.095 | 1 |
| Cl6-BZ#153 | 60.2 | | ug/kg | 0.190 | 0.095 | 1 |
| Cl6-BZ#132 | 15.8 | | ug/kg | 0.190 | 0.095 | 1 |
| Cl7-BZ#179 | 1.60 | | ug/kg | 0.190 | 0.095 | 1 |
| Cl6-BZ#141 | 4.84 | | ug/kg | 0.190 | 0.095 | 1 |
| Cl7-BZ#176 | 0.713 | | ug/kg | 0.190 | 0.095 | 1 |
| Cl5-BZ#105 | 18.8 | | ug/kg | 0.190 | 0.095 | 1 |
| Cl6-BZ#137 | 3.36 | | ug/kg | 0.190 | 0.095 | 1 |
| Cl5-BZ#127 | ND | | ug/kg | 0.190 | 0.095 | 1 |

**Project Name:** NEW BEDFORD HARBOR-LTM **Lab Number:** L2041179

**Project Number:** 60597627 **Report Date:** 10/20/20

## SAMPLE RESULTS

Lab ID: L2041179-02 Date Collected: 09/28/20 15:34

Client ID: S-250-20FSP20-01 Date Received: 09/29/20

Sample Location: NEW BEDFORD, MA Field Prep: Not Specified

Sample Depth:

| Parameter | Result | Qualifier | Units | RL | MDL | Dilution Factor |
|---|---|---|---|---|---|---|
| PCB Congeners/Homologs - Mansfield Lab | | | | | | |
| Cl7-BZ#186 | ND | | ug/kg | 0.190 | 0.095 | 1 |
| Cl6-BZ#130/#164 | 8.81 | | ug/kg | 0.379 | 0.190 | 1 |
| Cl7-BZ#178 | 1.33 | | ug/kg | 0.190 | 0.095 | 1 |
| Cl6-BZ#138 | 43.0 | | ug/kg | 0.190 | 0.095 | 1 |
| Cl6-BZ#163/#160 | 15.2 | | ug/kg | 0.379 | 0.190 | 1 |
| Cl6-BZ#129/#158 | 9.69 | | ug/kg | 0.379 | 0.190 | 1 |
| Cl7-BZ#182/#175 | ND | | ug/kg | 0.379 | 0.190 | 1 |
| Cl7-BZ#187 | 7.03 | | ug/kg | 0.190 | 0.095 | 1 |
| Cl7-BZ#183 | 3.18 | | ug/kg | 0.190 | 0.095 | 1 |
| Cl6-BZ#166 | ND | | ug/kg | 0.190 | 0.095 | 1 |
| Cl6-BZ#159 | ND | | ug/kg | 0.190 | 0.095 | 1 |
| Cl5-BZ#126 | ND | | ug/kg | 0.190 | 0.095 | 1 |
| Cl7-BZ#185 | 0.256 | | ug/kg | 0.190 | 0.095 | 1 |
| Cl6-BZ#162 | 0.406 | | ug/kg | 0.190 | 0.095 | 1 |
| Cl7-BZ#174 | 3.20 | | ug/kg | 0.190 | 0.095 | 1 |
| Cl6-BZ#128 | 12.8 | | ug/kg | 0.190 | 0.095 | 1 |
| Cl8-BZ#202 | ND | | ug/kg | 0.190 | 0.095 | 1 |
| Cl6-BZ#167 | 3.29 | | ug/kg | 0.190 | 0.095 | 1 |
| Cl7-BZ#181 | ND | | ug/kg | 0.190 | 0.095 | 1 |
| Cl7-BZ#177 | 3.42 | | ug/kg | 0.190 | 0.095 | 1 |
| Cl8-BZ#204/#200-CAL | ND | | ug/kg | 0.379 | 0.190 | 1 |
| Cl7-BZ#171 | 2.03 | | ug/kg | 0.190 | 0.095 | 1 |
| Cl7-BZ#173 | ND | | ug/kg | 0.190 | 0.095 | 1 |
| Cl8-BZ#197 | ND | | ug/kg | 0.190 | 0.095 | 1 |
| Cl7-BZ#172 | 1.40 | | ug/kg | 0.190 | 0.095 | 1 |
| Cl7-BZ#192 | ND | | ug/kg | 0.190 | 0.095 | 1 |
| Cl6-BZ#156 | 7.30 | | ug/kg | 0.190 | 0.095 | 1 |
| Cl6-BZ#157 | 1.76 | | ug/kg | 0.190 | 0.095 | 1 |
| Cl7-BZ#180 | 8.80 | | ug/kg | 0.190 | 0.095 | 1 |
| Cl7-BZ#193 | 0.699 | | ug/kg | 0.190 | 0.095 | 1 |
| Cl8-BZ#199 | ND | | ug/kg | 0.190 | 0.095 | 1 |
| Cl7-BZ#191 | 0.600 | | ug/kg | 0.190 | 0.095 | 1 |
| Cl8-BZ#198 | ND | | ug/kg | 0.190 | 0.095 | 1 |
| Cl8-BZ#201 | 1.55 | | ug/kg | 0.190 | 0.095 | 1 |
| Cl7-BZ#170 | 7.01 | | ug/kg | 0.190 | 0.095 | 1 |
| Cl7-BZ#190 | 1.38 | | ug/kg | 0.190 | 0.095 | 1 |
| Cl8-BZ#196 | 1.01 | | ug/kg | 0.190 | 0.095 | 1 |

**Project Name:** NEW BEDFORD HARBOR-LTM **Lab Number:** L2041179

**Project Number:** 60597627 **Report Date:** 10/20/20

## SAMPLE RESULTS

Lab ID: L2041179-02 Date Collected: 09/28/20 15:34

Client ID: S-250-20FSP20-01 Date Received: 09/29/20

Sample Location: NEW BEDFORD, MA Field Prep: Not Specified

Sample Depth:

| Parameter | Result | Qualifier | Units | RL | MDL | Dilution Factor |
|---|---|---|---|---|---|---|
| PCB Congeners/Homologs - Mansfield Lab | | | | | | |
| Cl8-BZ#203 | 1.11 | | ug/kg | 0.190 | 0.095 | 1 |
| Cl6-BZ#169 | ND | | ug/kg | 0.190 | 0.095 | 1 |
| Cl9-BZ#208 | 0.381 | | ug/kg | 0.190 | 0.095 | 1 |
| Cl9-BZ#207 | ND | | ug/kg | 0.190 | 0.095 | 1 |
| Cl7-BZ#189 | 0.980 | | ug/kg | 0.190 | 0.095 | 1 |
| Cl8-BZ#195 | ND | | ug/kg | 0.190 | 0.095 | 1 |
| Cl8-BZ#194 | 2.26 | | ug/kg | 0.190 | 0.095 | 1 |
| Cl8-BZ#205 | ND | | ug/kg | 0.190 | 0.095 | 1 |
| Cl9-BZ#206-Cal/RTW | 1.30 | | ug/kg | 0.190 | 0.095 | 1 |
| Cl10-BZ#209-Cal/RTW | ND | | ug/kg | 0.190 | 0.095 | 1 |
| Monochlorobiphenyls | 1.56 | | ug/kg | 0.190 | 0.095 | 1 |
| Dichlorobiphenyls | 53.9 | | ug/kg | 0.190 | 0.095 | 1 |
| Trichlorobiphenyls | 310 | | ug/kg | 0.190 | 0.095 | 1 |
| Tetrachlorobiphenyls | 423 | | ug/kg | 0.190 | 0.095 | 1 |
| Pentachlorobiphenyls | 449 | | ug/kg | 0.190 | 0.095 | 1 |
| Hexachlorobiphenyls | 271 | | ug/kg | 0.190 | 0.095 | 1 |
| Heptachlorobiphenyls | 43.6 | | ug/kg | 0.190 | 0.095 | 1 |
| Octachlorobiphenyls | 5.93 | | ug/kg | 0.190 | 0.095 | 1 |
| Nonachlorobiphenyls | 1.68 | | ug/kg | 0.190 | 0.095 | 1 |
| Decachlorobiphenyl | ND | | ug/kg | 0.190 | 0.095 | 1 |
| Total PCB | 1560 | | ug/kg | 0.190 | NA | 1 |

| Surrogate | % Recovery | Qualifier | Acceptance Criteria |
|---|---|---|---|
| Cl3-BZ#19-C13 (surr) | 76 | | 50-125 |
| Cl8-BZ#202-C13 (surr) | 71 | | 50-125 |

**Project Name:** NEW BEDFORD HARBOR-LTM
**Project Number:** 60597627
**Lab Number:** L2041179
**Report Date:** 10/20/20

## SAMPLE RESULTS

Lab ID: L2041179-03
Client ID: S-304-20FSP20-01
Sample Location: NEW BEDFORD, MA

Date Collected: 09/28/20 09:57
Date Received: 09/29/20
Field Prep: Not Specified

Sample Depth:
Matrix: Sediment
Analytical Method: 105,8270D-SIM/680(M)
Analytical Date: 10/15/20 15:32
Analyst: MJS
Percent Solids: 98%

Extraction Method: EPA 3570
Extraction Date: 10/02/20 16:30
Cleanup Method: EPA 3630
Cleanup Date: 10/12/20

| Parameter | Result | Qualifier | Units | RL | MDL | Dilution Factor |
|---|---|---|---|---|---|---|
| PCB Congeners/Homologs - Mansfield Lab | | | | | | |
| Cl1-BZ#1-Cal/RTW | 0.998 | | ug/kg | 0.186 | 0.093 | 1 |
| Cl1-BZ#2 | 0.244 | | ug/kg | 0.186 | 0.093 | 1 |
| Cl1-BZ#3 | 0.714 | | ug/kg | 0.186 | 0.093 | 1 |
| Cl2-BZ#4/#10 | 3.49 | | ug/kg | 0.372 | 0.186 | 1 |
| Cl2-BZ#9 | 1.10 | | ug/kg | 0.186 | 0.093 | 1 |
| Cl2-BZ#7 | 0.808 | | ug/kg | 0.186 | 0.093 | 1 |
| Cl2-BZ#6 | 8.87 | | ug/kg | 0.186 | 0.093 | 1 |
| Cl2-BZ#5 | 0.237 | | ug/kg | 0.186 | 0.093 | 1 |
| Cl2-BZ#8 | 17.4 | | ug/kg | 0.186 | 0.093 | 1 |
| Cl3-BZ#19 | 1.16 | | ug/kg | 0.186 | 0.093 | 1 |
| Cl2-BZ#14 | ND | | ug/kg | 0.186 | 0.093 | 1 |
| Cl3-BZ#30 | ND | | ug/kg | 0.186 | 0.093 | 1 |
| Cl3-BZ#18 | 18.8 | | ug/kg | 0.186 | 0.093 | 1 |
| Cl2-BZ#11 | 1.89 | | ug/kg | 0.186 | 0.093 | 1 |
| Cl3-BZ#17 | 9.41 | | ug/kg | 0.186 | 0.093 | 1 |
| Cl2-BZ#12 | 0.333 | | ug/kg | 0.186 | 0.093 | 1 |
| Cl3-BZ#27 | 2.62 | | ug/kg | 0.186 | 0.093 | 1 |
| Cl2-BZ#13 | 4.68 | | ug/kg | 0.372 | 0.186 | 1 |
| Cl3-BZ#24 | 0.299 | | ug/kg | 0.186 | 0.093 | 1 |
| Cl3-BZ#16 | 3.16 | | ug/kg | 0.186 | 0.093 | 1 |
| Cl3-BZ#32 | 6.28 | | ug/kg | 0.186 | 0.093 | 1 |
| Cl2-BZ#15 | 12.4 | | ug/kg | 0.186 | 0.093 | 1 |
| Cl3-BZ#34 | 0.470 | | ug/kg | 0.186 | 0.093 | 1 |
| Cl3-BZ#23 | ND | | ug/kg | 0.186 | 0.093 | 1 |
| Cl4-BZ#54 | ND | | ug/kg | 0.186 | 0.093 | 1 |
| Cl3-BZ#29-Cal | 0.234 | | ug/kg | 0.186 | 0.093 | 1 |
| Cl4-BZ#50-Cal | ND | | ug/kg | 0.186 | 0.093 | 1 |
| Cl3-BZ#26 | 28.7 | | ug/kg | 0.186 | 0.093 | 1 |

**Project Name:** NEW BEDFORD HARBOR-LTM **Lab Number:** L2041179

**Project Number:** 60597627 **Report Date:** 10/20/20

## SAMPLE RESULTS

Lab ID: L2041179-03 Date Collected: 09/28/20 09:57

Client ID: S-304-20FSP20-01 Date Received: 09/29/20

Sample Location: NEW BEDFORD, MA Field Prep: Not Specified

Sample Depth:

| Parameter | Result | Qualifier | Units | RL | MDL | Dilution Factor |
|---|---|---|---|---|---|---|
| PCB Congeners/Homologs - Mansfield Lab | | | | | | |
| Cl3-BZ#25 | 18.1 | | ug/kg | 0.186 | 0.093 | 1 |
| Cl4-BZ#53 | 4.70 | | ug/kg | 0.186 | 0.093 | 1 |
| Cl3-BZ#-31 | 51.2 | | ug/kg | 0.186 | 0.093 | 1 |
| Cl3-BZ#28 | 53.9 | | ug/kg | 0.186 | 0.093 | 1 |
| Cl3-BZ#33 | 8.83 | | ug/kg | 0.186 | 0.093 | 1 |
| Cl4-BZ#51 | 1.74 | | ug/kg | 0.186 | 0.093 | 1 |
| Cl3-BZ#21/#20 | 2.35 | | ug/kg | 0.372 | 0.186 | 1 |
| Cl4-BZ#45 | 1.85 | | ug/kg | 0.186 | 0.093 | 1 |
| Cl3-BZ#22 | 10.2 | | ug/kg | 0.186 | 0.093 | 1 |
| Cl4-BZ#73/#46 | 1.04 | | ug/kg | 0.372 | 0.186 | 1 |
| Cl4-BZ#69 | 0.292 | | ug/kg | 0.186 | 0.093 | 1 |
| Cl4-BZ#43 | 0.598 | | ug/kg | 0.186 | 0.093 | 1 |
| Cl3-BZ#36 | ND | | ug/kg | 0.186 | 0.093 | 1 |
| Cl4-BZ#52 | 49.9 | | ug/kg | 0.186 | 0.093 | 1 |
| Cl4-BZ#48 | 2.81 | | ug/kg | 0.186 | 0.093 | 1 |
| Cl4-BZ#49 | 47.4 | | ug/kg | 0.186 | 0.093 | 1 |
| Cl5-BZ#104 | ND | | ug/kg | 0.186 | 0.093 | 1 |
| Cl4-BZ#47 | 14.9 | | ug/kg | 0.186 | 0.093 | 1 |
| Cl4-BZ#65/#75/#62 | 1.14 | | ug/kg | 0.558 | 0.279 | 1 |
| Cl3-BZ#39 | 0.219 | | ug/kg | 0.186 | 0.093 | 1 |
| Cl3-BZ#38 | ND | | ug/kg | 0.186 | 0.093 | 1 |
| Cl4-BZ#44 | 18.4 | | ug/kg | 0.186 | 0.093 | 1 |
| Cl4-BZ#59 | 3.01 | | ug/kg | 0.186 | 0.093 | 1 |
| Cl4-BZ#42 | 7.79 | | ug/kg | 0.186 | 0.093 | 1 |
| Cl4-BZ#71 | 7.06 | | ug/kg | 0.186 | 0.093 | 1 |
| Cl3-BZ#35 | 0.771 | | ug/kg | 0.186 | 0.093 | 1 |
| Cl4-BZ#41 | 0.791 | | ug/kg | 0.186 | 0.093 | 1 |
| Cl4-BZ#72 | 1.75 | | ug/kg | 0.186 | 0.093 | 1 |
| Cl5-BZ#96 | 0.215 | | ug/kg | 0.186 | 0.093 | 1 |
| Cl5-BZ#103 | 0.947 | | ug/kg | 0.186 | 0.093 | 1 |
| Cl4-BZ#68/#64 | 14.0 | | ug/kg | 0.372 | 0.186 | 1 |
| Cl4-BZ#40 | 2.84 | | ug/kg | 0.186 | 0.093 | 1 |
| Cl3-BZ#37 | 10.6 | | ug/kg | 0.186 | 0.093 | 1 |
| Cl5-BZ#100 | 0.801 | | ug/kg | 0.186 | 0.093 | 1 |
| Cl5-BZ#94 | ND | | ug/kg | 0.186 | 0.093 | 1 |
| Cl4-BZ#57 | 0.859 | | ug/kg | 0.186 | 0.093 | 1 |
| Cl4-BZ#67/#58 | 3.10 | | ug/kg | 0.372 | 0.186 | 1 |

**Project Name:** NEW BEDFORD HARBOR-LTM **Lab Number:** L2041179

**Project Number:** 60597627 **Report Date:** 10/20/20

## SAMPLE RESULTS

Lab ID: L2041179-03 Date Collected: 09/28/20 09:57

Client ID: S-304-20FSP20-01 Date Received: 09/29/20

Sample Location: NEW BEDFORD, MA Field Prep: Not Specified

Sample Depth:

| Parameter | Result | Qualifier | Units | RL | MDL | Dilution Factor |
|---|---|---|---|---|---|---|
| PCB Congeners/Homologs - Mansfield Lab | | | | | | |
| Cl5-BZ#102 | 1.54 | | ug/kg | 0.186 | 0.093 | 1 |
| Cl4-BZ#61 | ND | | ug/kg | 0.186 | 0.093 | 1 |
| Cl5-BZ#98 | 0.418 | | ug/kg | 0.186 | 0.093 | 1 |
| Cl4-BZ#76 | 0.156 | J | ug/kg | 0.186 | 0.093 | 1 |
| Cl5-BZ#93 | ND | | ug/kg | 0.186 | 0.093 | 1 |
| Cl4-BZ#63 | 1.89 | | ug/kg | 0.186 | 0.093 | 1 |
| Cl5-BZ#121/#95/#88 | 22.0 | | ug/kg | 0.558 | 0.279 | 1 |
| Cl4-BZ#74 | 15.6 | | ug/kg | 0.186 | 0.093 | 1 |
| Cl6-BZ#155 | ND | | ug/kg | 0.186 | 0.093 | 1 |
| Cl4-BZ#70 | 26.2 | | ug/kg | 0.186 | 0.093 | 1 |
| Cl5-BZ#91 | 9.58 | | ug/kg | 0.186 | 0.093 | 1 |
| Cl4-BZ#66 | 31.8 | | ug/kg | 0.186 | 0.093 | 1 |
| Cl4-BZ#80 | ND | | ug/kg | 0.186 | 0.093 | 1 |
| Cl4-BZ#55 | 1.07 | | ug/kg | 0.186 | 0.093 | 1 |
| Cl5-BZ#92 | 9.53 | | ug/kg | 0.186 | 0.093 | 1 |
| Cl5-BZ#89/#84 | 8.87 | | ug/kg | 0.372 | 0.186 | 1 |
| Cl5-BZ#101/#90 | 45.1 | | ug/kg | 0.372 | 0.186 | 1 |
| Cl4-BZ#56 | 9.19 | | ug/kg | 0.186 | 0.093 | 1 |
| Cl5-BZ#113 | 0.602 | | ug/kg | 0.186 | 0.093 | 1 |
| Cl5-BZ#99 | 29.4 | | ug/kg | 0.186 | 0.093 | 1 |
| Cl6-BZ#150 | 0.251 | | ug/kg | 0.186 | 0.093 | 1 |
| Cl4-BZ#60 | 4.92 | | ug/kg | 0.186 | 0.093 | 1 |
| Cl6-BZ#152 | ND | | ug/kg | 0.186 | 0.093 | 1 |
| Cl5-BZ#119 | 2.92 | | ug/kg | 0.186 | 0.093 | 1 |
| Cl5-BZ#83/#125/#112 | 2.24 | | ug/kg | 0.558 | 0.279 | 1 |
| Cl5-BZ#86/#109 | ND | | ug/kg | 0.372 | 0.186 | 1 |
| Cl6-BZ#145 | ND | | ug/kg | 0.186 | 0.093 | 1 |
| Cl5-BZ#97 | 13.6 | | ug/kg | 0.186 | 0.093 | 1 |
| Cl6-BZ#148 | ND | | ug/kg | 0.186 | 0.093 | 1 |
| Cl4-BZ#79 | 0.213 | | ug/kg | 0.186 | 0.093 | 1 |
| Cl5-BZ#116 | ND | | ug/kg | 0.186 | 0.093 | 1 |
| Cl6-BZ#154-Cal | 1.20 | | ug/kg | 0.186 | 0.093 | 1 |
| Cl4-BZ#78 | ND | | ug/kg | 0.186 | 0.093 | 1 |
| Cl5-BZ#87/#111 | 8.54 | | ug/kg | 0.372 | 0.186 | 1 |
| Cl6-BZ#136 | 3.50 | | ug/kg | 0.186 | 0.093 | 1 |
| Cl5-BZ#117 | 1.50 | | ug/kg | 0.186 | 0.093 | 1 |
| Cl5-BZ#115 | 0.720 | | ug/kg | 0.186 | 0.093 | 1 |

**Project Name:** NEW BEDFORD HARBOR-LTM **Lab Number:** L2041179

**Project Number:** 60597627 **Report Date:** 10/20/20

## SAMPLE RESULTS

Lab ID: L2041179-03 Date Collected: 09/28/20 09:57

Client ID: S-304-20FSP20-01 Date Received: 09/29/20

Sample Location: NEW BEDFORD, MA Field Prep: Not Specified

Sample Depth:

| Parameter | Result | Qualifier | Units | RL | MDL | Dilution Factor |
|---|---|---|---|---|---|---|
| PCB Congeners/Homologs - Mansfield Lab | | | | | | |
| Cl5-BZ#85 | 6.51 | | ug/kg | 0.186 | 0.093 | 1 |
| Cl5-BZ#120 | 0.567 | | ug/kg | 0.186 | 0.093 | 1 |
| Cl5-BZ#110 | 52.4 | | ug/kg | 0.186 | 0.093 | 1 |
| Cl4-BZ#81 | ND | | ug/kg | 0.186 | 0.093 | 1 |
| Cl6-BZ#151 | 3.61 | | ug/kg | 0.186 | 0.093 | 1 |
| Cl6-BZ#135 | 3.59 | | ug/kg | 0.186 | 0.093 | 1 |
| Cl5-BZ#82 | 2.52 | | ug/kg | 0.186 | 0.093 | 1 |
| Cl6-BZ#144 | 0.662 | | ug/kg | 0.186 | 0.093 | 1 |
| Cl6-BZ#147/#149 | 27.1 | | ug/kg | 0.372 | 0.186 | 1 |
| Cl4-BZ#77 | 4.03 | | ug/kg | 0.186 | 0.093 | 1 |
| Cl6-BZ#143/#139 | 0.719 | | ug/kg | 0.372 | 0.186 | 1 |
| Cl5-BZ#124 | 1.40 | | ug/kg | 0.186 | 0.093 | 1 |
| Cl6-BZ#140 | 0.299 | | ug/kg | 0.186 | 0.093 | 1 |
| Cl5-BZ#108 | ND | | ug/kg | 0.186 | 0.093 | 1 |
| Cl5-BZ#107/#123 | 4.18 | | ug/kg | 0.372 | 0.186 | 1 |
| Cl7-BZ#188-Cal/RTW | ND | | ug/kg | 0.186 | 0.093 | 1 |
| Cl6-BZ#134 | 1.86 | | ug/kg | 0.186 | 0.093 | 1 |
| Cl5-BZ#106 | ND | | ug/kg | 0.186 | 0.093 | 1 |
| Cl6-BZ#133 | 0.605 | | ug/kg | 0.186 | 0.093 | 1 |
| Cl6-BZ#142 | ND | | ug/kg | 0.186 | 0.093 | 1 |
| Cl5-BZ#118 | 49.8 | | ug/kg | 0.186 | 0.093 | 1 |
| Cl6-BZ#131 | 0.450 | | ug/kg | 0.186 | 0.093 | 1 |
| Cl7-BZ#184 | ND | | ug/kg | 0.186 | 0.093 | 1 |
| Cl6-BZ#165 | ND | | ug/kg | 0.186 | 0.093 | 1 |
| Cl6-BZ#146 | 5.69 | | ug/kg | 0.186 | 0.093 | 1 |
| Cl6-BZ#161 | ND | | ug/kg | 0.186 | 0.093 | 1 |
| Cl5-BZ#122 | 0.534 | | ug/kg | 0.186 | 0.093 | 1 |
| Cl6-BZ#168 | ND | | ug/kg | 0.186 | 0.093 | 1 |
| Cl5-BZ#114 | 1.43 | | ug/kg | 0.186 | 0.093 | 1 |
| Cl6-BZ#153 | 36.2 | | ug/kg | 0.186 | 0.093 | 1 |
| Cl6-BZ#132 | 8.90 | | ug/kg | 0.186 | 0.093 | 1 |
| Cl7-BZ#179 | 1.06 | | ug/kg | 0.186 | 0.093 | 1 |
| Cl6-BZ#141 | 2.88 | | ug/kg | 0.186 | 0.093 | 1 |
| Cl7-BZ#176 | 0.326 | | ug/kg | 0.186 | 0.093 | 1 |
| Cl5-BZ#105 | 12.4 | | ug/kg | 0.186 | 0.093 | 1 |
| Cl6-BZ#137 | 1.88 | | ug/kg | 0.186 | 0.093 | 1 |
| Cl5-BZ#127 | ND | | ug/kg | 0.186 | 0.093 | 1 |

**Project Name:** NEW BEDFORD HARBOR-LTM **Lab Number:** L2041179

**Project Number:** 60597627 **Report Date:** 10/20/20

## SAMPLE RESULTS

Lab ID: L2041179-03 Date Collected: 09/28/20 09:57

Client ID: S-304-20FSP20-01 Date Received: 09/29/20

Sample Location: NEW BEDFORD, MA Field Prep: Not Specified

Sample Depth:

| Parameter | Result | Qualifier | Units | RL | MDL | Dilution Factor |
|---|---|---|---|---|---|---|
| PCB Congeners/Homologs - Mansfield Lab | | | | | | |
| Cl7-BZ#186 | ND | | ug/kg | 0.186 | 0.093 | 1 |
| Cl6-BZ#130/#164 | 5.21 | | ug/kg | 0.372 | 0.186 | 1 |
| Cl7-BZ#178 | 0.990 | | ug/kg | 0.186 | 0.093 | 1 |
| Cl6-BZ#138 | 26.2 | | ug/kg | 0.186 | 0.093 | 1 |
| Cl6-BZ#163/#160 | 8.71 | | ug/kg | 0.372 | 0.186 | 1 |
| Cl6-BZ#129/#158 | 5.18 | | ug/kg | 0.372 | 0.186 | 1 |
| Cl7-BZ#182/#175 | ND | | ug/kg | 0.372 | 0.186 | 1 |
| Cl7-BZ#187 | 3.82 | | ug/kg | 0.186 | 0.093 | 1 |
| Cl7-BZ#183 | 1.66 | | ug/kg | 0.186 | 0.093 | 1 |
| Cl6-BZ#166 | 0.193 | | ug/kg | 0.186 | 0.093 | 1 |
| Cl6-BZ#159 | ND | | ug/kg | 0.186 | 0.093 | 1 |
| Cl5-BZ#126 | ND | | ug/kg | 0.186 | 0.093 | 1 |
| Cl7-BZ#185 | ND | | ug/kg | 0.186 | 0.093 | 1 |
| Cl6-BZ#162 | 0.194 | | ug/kg | 0.186 | 0.093 | 1 |
| Cl7-BZ#174 | 1.84 | | ug/kg | 0.186 | 0.093 | 1 |
| Cl6-BZ#128 | 7.69 | | ug/kg | 0.186 | 0.093 | 1 |
| Cl8-BZ#202 | ND | | ug/kg | 0.186 | 0.093 | 1 |
| Cl6-BZ#167 | 2.12 | | ug/kg | 0.186 | 0.093 | 1 |
| Cl7-BZ#181 | ND | | ug/kg | 0.186 | 0.093 | 1 |
| Cl7-BZ#177 | 1.96 | | ug/kg | 0.186 | 0.093 | 1 |
| Cl8-BZ#204/#200-CAL | ND | | ug/kg | 0.372 | 0.186 | 1 |
| Cl7-BZ#171 | 1.28 | | ug/kg | 0.186 | 0.093 | 1 |
| Cl7-BZ#173 | ND | | ug/kg | 0.186 | 0.093 | 1 |
| Cl8-BZ#197 | ND | | ug/kg | 0.186 | 0.093 | 1 |
| Cl7-BZ#172 | 0.710 | | ug/kg | 0.186 | 0.093 | 1 |
| Cl7-BZ#192 | ND | | ug/kg | 0.186 | 0.093 | 1 |
| Cl6-BZ#156 | 4.26 | | ug/kg | 0.186 | 0.093 | 1 |
| Cl6-BZ#157 | 1.55 | | ug/kg | 0.186 | 0.093 | 1 |
| Cl7-BZ#180 | 4.58 | | ug/kg | 0.186 | 0.093 | 1 |
| Cl7-BZ#193 | 0.362 | | ug/kg | 0.186 | 0.093 | 1 |
| Cl8-BZ#199 | ND | | ug/kg | 0.186 | 0.093 | 1 |
| Cl7-BZ#191 | ND | | ug/kg | 0.186 | 0.093 | 1 |
| Cl8-BZ#198 | ND | | ug/kg | 0.186 | 0.093 | 1 |
| Cl8-BZ#201 | 1.09 | | ug/kg | 0.186 | 0.093 | 1 |
| Cl7-BZ#170 | 3.86 | | ug/kg | 0.186 | 0.093 | 1 |
| Cl7-BZ#190 | 0.679 | | ug/kg | 0.186 | 0.093 | 1 |
| Cl8-BZ#196 | 0.878 | | ug/kg | 0.186 | 0.093 | 1 |

**Project Name:** NEW BEDFORD HARBOR-LTM **Lab Number:** L2041179

**Project Number:** 60597627 **Report Date:** 10/20/20

## SAMPLE RESULTS

Lab ID: L2041179-03 Date Collected: 09/28/20 09:57

Client ID: S-304-20FSP20-01 Date Received: 09/29/20

Sample Location: NEW BEDFORD, MA Field Prep: Not Specified

Sample Depth:

| Parameter | Result | Qualifier | Units | RL | MDL | Dilution Factor |
|---|---|---|---|---|---|---|
| PCB Congeners/Homologs - Mansfield Lab | | | | | | |
| Cl8-BZ#203 | 0.367 | | ug/kg | 0.186 | 0.093 | 1 |
| Cl6-BZ#169 | ND | | ug/kg | 0.186 | 0.093 | 1 |
| Cl9-BZ#208 | ND | | ug/kg | 0.186 | 0.093 | 1 |
| Cl9-BZ#207 | ND | | ug/kg | 0.186 | 0.093 | 1 |
| Cl7-BZ#189 | 0.623 | | ug/kg | 0.186 | 0.093 | 1 |
| Cl8-BZ#195 | ND | | ug/kg | 0.186 | 0.093 | 1 |
| Cl8-BZ#194 | 1.58 | | ug/kg | 0.186 | 0.093 | 1 |
| Cl8-BZ#205 | ND | | ug/kg | 0.186 | 0.093 | 1 |
| Cl9-BZ#206-Cal/RTW | 1.13 | | ug/kg | 0.186 | 0.093 | 1 |
| Cl10-BZ#209-Cal/RTW | ND | | ug/kg | 0.186 | 0.093 | 1 |
| Monochlorobiphenyls | 1.96 | | ug/kg | 0.186 | 0.093 | 1 |
| Dichlorobiphenyls | 51.2 | | ug/kg | 0.186 | 0.093 | 1 |
| Trichlorobiphenyls | 227 | | ug/kg | 0.186 | 0.093 | 1 |
| Tetrachlorobiphenyls | 281 | | ug/kg | 0.186 | 0.093 | 1 |
| Pentachlorobiphenyls | 290 | | ug/kg | 0.186 | 0.093 | 1 |
| Hexachlorobiphenyls | 161 | | ug/kg | 0.186 | 0.093 | 1 |
| Heptachlorobiphenyls | 23.8 | | ug/kg | 0.186 | 0.093 | 1 |
| Octachlorobiphenyls | 3.92 | | ug/kg | 0.186 | 0.093 | 1 |
| Nonachlorobiphenyls | 1.13 | | ug/kg | 0.186 | 0.093 | 1 |
| Decachlorobiphenyl | ND | | ug/kg | 0.186 | 0.093 | 1 |
| Total PCB | 1040 | | ug/kg | 0.186 | NA | 1 |

| Surrogate | % Recovery | Qualifier | Acceptance Criteria |
|---|---|---|---|
| Cl3-BZ#19-C13 (surr) | 68 | | 50-125 |
| Cl8-BZ#202-C13 (surr) | 74 | | 50-125 |

**Project Name:** NEW BEDFORD HARBOR-LTM **Lab Number:** L2041179

**Project Number:** 60597627 **Report Date:** 10/20/20

## SAMPLE RESULTS

Lab ID: L2041179-04
Client ID: S-306-20FSP20-01
Sample Location: NEW BEDFORD, MA

Date Collected: 09/28/20 12:31
Date Received: 09/29/20
Field Prep: Not Specified

Sample Depth:
Matrix: Sediment
Analytical Method: 105,8270D-SIM/680(M)
Analytical Date: 10/15/20 16:51
Analyst: SV
Percent Solids: 100%

Extraction Method: EPA 3570
Extraction Date: 10/02/20 16:30
Cleanup Method: EPA 3630
Cleanup Date: 10/12/20

| Parameter | Result | Qualifier | Units | RL | MDL | Dilution Factor |
|---|---|---|---|---|---|---|
| PCB Congeners/Homologs - Mansfield Lab | | | | | | |
| Cl1-BZ#1-Cal/RTW | ND | | ug/kg | 0.196 | 0.098 | 1 |
| Cl1-BZ#2 | ND | | ug/kg | 0.196 | 0.098 | 1 |
| Cl1-BZ#3 | ND | | ug/kg | 0.196 | 0.098 | 1 |
| Cl2-BZ#4/#10 | ND | | ug/kg | 0.392 | 0.196 | 1 |
| Cl2-BZ#9 | ND | | ug/kg | 0.196 | 0.098 | 1 |
| Cl2-BZ#7 | ND | | ug/kg | 0.196 | 0.098 | 1 |
| Cl2-BZ#6 | ND | | ug/kg | 0.196 | 0.098 | 1 |
| Cl2-BZ#5 | ND | | ug/kg | 0.196 | 0.098 | 1 |
| Cl2-BZ#8 | ND | | ug/kg | 0.196 | 0.098 | 1 |
| Cl3-BZ#19 | ND | | ug/kg | 0.196 | 0.098 | 1 |
| Cl2-BZ#14 | ND | | ug/kg | 0.196 | 0.098 | 1 |
| Cl3-BZ#30 | ND | | ug/kg | 0.196 | 0.098 | 1 |
| Cl3-BZ#18 | ND | | ug/kg | 0.196 | 0.098 | 1 |
| Cl2-BZ#11 | ND | | ug/kg | 0.196 | 0.098 | 1 |
| Cl3-BZ#17 | ND | | ug/kg | 0.196 | 0.098 | 1 |
| Cl2-BZ#12 | ND | | ug/kg | 0.196 | 0.098 | 1 |
| Cl3-BZ#27 | ND | | ug/kg | 0.196 | 0.098 | 1 |
| Cl2-BZ#13 | ND | | ug/kg | 0.392 | 0.196 | 1 |
| Cl3-BZ#24 | ND | | ug/kg | 0.196 | 0.098 | 1 |
| Cl3-BZ#16 | ND | | ug/kg | 0.196 | 0.098 | 1 |
| Cl3-BZ#32 | ND | | ug/kg | 0.196 | 0.098 | 1 |
| Cl2-BZ#15 | 0.10 | J | ug/kg | 0.196 | 0.098 | 1 |
| Cl3-BZ#34 | ND | | ug/kg | 0.196 | 0.098 | 1 |
| Cl3-BZ#23 | ND | | ug/kg | 0.196 | 0.098 | 1 |
| Cl4-BZ#54 | ND | | ug/kg | 0.196 | 0.098 | 1 |
| Cl3-BZ#29-Cal | ND | | ug/kg | 0.196 | 0.098 | 1 |
| Cl4-BZ#50-Cal | ND | | ug/kg | 0.196 | 0.098 | 1 |
| Cl3-BZ#26 | 0.110 | J | ug/kg | 0.196 | 0.098 | 1 |

**Project Name:** NEW BEDFORD HARBOR-LTM **Lab Number:** L2041179

**Project Number:** 60597627 **Report Date:** 10/20/20

## SAMPLE RESULTS

Lab ID: L2041179-04 Date Collected: 09/28/20 12:31

Client ID: S-306-20FSP20-01 Date Received: 09/29/20

Sample Location: NEW BEDFORD, MA Field Prep: Not Specified

Sample Depth:

| Parameter | Result | Qualifier | Units | RL | MDL | Dilution Factor |
|---|---|---|---|---|---|---|
| PCB Congeners/Homologs - Mansfield Lab | | | | | | |
| Cl3-BZ#25 | ND | | ug/kg | 0.196 | 0.098 | 1 |
| Cl4-BZ#53 | ND | | ug/kg | 0.196 | 0.098 | 1 |
| Cl3-BZ#-31 | 0.229 | | ug/kg | 0.196 | 0.098 | 1 |
| Cl3-BZ#28 | 0.261 | | ug/kg | 0.196 | 0.098 | 1 |
| Cl3-BZ#33 | ND | | ug/kg | 0.196 | 0.098 | 1 |
| Cl4-BZ#51 | ND | | ug/kg | 0.196 | 0.098 | 1 |
| Cl3-BZ#21/#20 | ND | | ug/kg | 0.392 | 0.196 | 1 |
| Cl4-BZ#45 | ND | | ug/kg | 0.196 | 0.098 | 1 |
| Cl3-BZ#22 | ND | | ug/kg | 0.196 | 0.098 | 1 |
| Cl4-BZ#73/#46 | ND | | ug/kg | 0.392 | 0.196 | 1 |
| Cl4-BZ#69 | ND | | ug/kg | 0.196 | 0.098 | 1 |
| Cl4-BZ#43 | ND | | ug/kg | 0.196 | 0.098 | 1 |
| Cl3-BZ#36 | ND | | ug/kg | 0.196 | 0.098 | 1 |
| Cl4-BZ#52 | 0.278 | | ug/kg | 0.196 | 0.098 | 1 |
| Cl4-BZ#48 | ND | | ug/kg | 0.196 | 0.098 | 1 |
| Cl4-BZ#49 | 0.327 | | ug/kg | 0.196 | 0.098 | 1 |
| Cl5-BZ#104 | ND | | ug/kg | 0.196 | 0.098 | 1 |
| Cl4-BZ#47 | 0.133 | J | ug/kg | 0.196 | 0.098 | 1 |
| Cl4-BZ#65/#75/#62 | ND | | ug/kg | 0.588 | 0.294 | 1 |
| Cl3-BZ#39 | ND | | ug/kg | 0.196 | 0.098 | 1 |
| Cl3-BZ#38 | ND | | ug/kg | 0.196 | 0.098 | 1 |
| Cl4-BZ#44 | 0.118 | J | ug/kg | 0.196 | 0.098 | 1 |
| Cl4-BZ#59 | ND | | ug/kg | 0.196 | 0.098 | 1 |
| Cl4-BZ#42 | ND | | ug/kg | 0.196 | 0.098 | 1 |
| Cl4-BZ#71 | ND | | ug/kg | 0.196 | 0.098 | 1 |
| Cl3-BZ#35 | ND | | ug/kg | 0.196 | 0.098 | 1 |
| Cl4-BZ#41 | ND | | ug/kg | 0.196 | 0.098 | 1 |
| Cl4-BZ#72 | ND | | ug/kg | 0.196 | 0.098 | 1 |
| Cl5-BZ#96 | ND | | ug/kg | 0.196 | 0.098 | 1 |
| Cl5-BZ#103 | ND | | ug/kg | 0.196 | 0.098 | 1 |
| Cl4-BZ#68/#64 | ND | | ug/kg | 0.392 | 0.196 | 1 |
| Cl4-BZ#40 | ND | | ug/kg | 0.196 | 0.098 | 1 |
| Cl3-BZ#37 | ND | | ug/kg | 0.196 | 0.098 | 1 |
| Cl5-BZ#100 | ND | | ug/kg | 0.196 | 0.098 | 1 |
| Cl5-BZ#94 | ND | | ug/kg | 0.196 | 0.098 | 1 |
| Cl4-BZ#57 | ND | | ug/kg | 0.196 | 0.098 | 1 |
| Cl4-BZ#67/#58 | ND | | ug/kg | 0.392 | 0.196 | 1 |

**Project Name:** NEW BEDFORD HARBOR-LTM **Lab Number:** L2041179

**Project Number:** 60597627 **Report Date:** 10/20/20

## SAMPLE RESULTS

Lab ID: L2041179-04 Date Collected: 09/28/20 12:31

Client ID: S-306-20FSP20-01 Date Received: 09/29/20

Sample Location: NEW BEDFORD, MA Field Prep: Not Specified

Sample Depth:

| Parameter | Result | Qualifier | Units | RL | MDL | Dilution Factor |
|---|---|---|---|---|---|---|
| PCB Congeners/Homologs - Mansfield Lab | | | | | | |
| Cl5-BZ#102 | ND | | ug/kg | 0.196 | 0.098 | 1 |
| Cl4-BZ#61 | ND | | ug/kg | 0.196 | 0.098 | 1 |
| Cl5-BZ#98 | ND | | ug/kg | 0.196 | 0.098 | 1 |
| Cl4-BZ#76 | ND | | ug/kg | 0.196 | 0.098 | 1 |
| Cl5-BZ#93 | ND | | ug/kg | 0.196 | 0.098 | 1 |
| Cl4-BZ#63 | ND | | ug/kg | 0.196 | 0.098 | 1 |
| Cl5-BZ#121/#95/#88 | ND | | ug/kg | 0.588 | 0.294 | 1 |
| Cl4-BZ#74 | ND | | ug/kg | 0.196 | 0.098 | 1 |
| Cl6-BZ#155 | ND | | ug/kg | 0.196 | 0.098 | 1 |
| Cl4-BZ#70 | 0.173 | J | ug/kg | 0.196 | 0.098 | 1 |
| Cl5-BZ#91 | 0.122 | J | ug/kg | 0.196 | 0.098 | 1 |
| Cl4-BZ#66 | 0.221 | | ug/kg | 0.196 | 0.098 | 1 |
| Cl4-BZ#80 | ND | | ug/kg | 0.196 | 0.098 | 1 |
| Cl4-BZ#55 | ND | | ug/kg | 0.196 | 0.098 | 1 |
| Cl5-BZ#92 | ND | | ug/kg | 0.196 | 0.098 | 1 |
| Cl5-BZ#89/#84 | ND | | ug/kg | 0.392 | 0.196 | 1 |
| Cl5-BZ#101/#90 | 0.439 | | ug/kg | 0.392 | 0.196 | 1 |
| Cl4-BZ#56 | ND | | ug/kg | 0.196 | 0.098 | 1 |
| Cl5-BZ#113 | ND | | ug/kg | 0.196 | 0.098 | 1 |
| Cl5-BZ#99 | 0.326 | | ug/kg | 0.196 | 0.098 | 1 |
| Cl6-BZ#150 | ND | | ug/kg | 0.196 | 0.098 | 1 |
| Cl4-BZ#60 | ND | | ug/kg | 0.196 | 0.098 | 1 |
| Cl6-BZ#152 | ND | | ug/kg | 0.196 | 0.098 | 1 |
| Cl5-BZ#119 | ND | | ug/kg | 0.196 | 0.098 | 1 |
| Cl5-BZ#83/#125/#112 | ND | | ug/kg | 0.588 | 0.294 | 1 |
| Cl5-BZ#86/#109 | ND | | ug/kg | 0.392 | 0.196 | 1 |
| Cl6-BZ#145 | ND | | ug/kg | 0.196 | 0.098 | 1 |
| Cl5-BZ#97 | 0.117 | J | ug/kg | 0.196 | 0.098 | 1 |
| Cl6-BZ#148 | ND | | ug/kg | 0.196 | 0.098 | 1 |
| Cl4-BZ#79 | ND | | ug/kg | 0.196 | 0.098 | 1 |
| Cl5-BZ#116 | ND | | ug/kg | 0.196 | 0.098 | 1 |
| Cl6-BZ#154-Cal | ND | | ug/kg | 0.196 | 0.098 | 1 |
| Cl4-BZ#78 | ND | | ug/kg | 0.196 | 0.098 | 1 |
| Cl5-BZ#87/#111 | ND | | ug/kg | 0.392 | 0.196 | 1 |
| Cl6-BZ#136 | ND | | ug/kg | 0.196 | 0.098 | 1 |
| Cl5-BZ#117 | ND | | ug/kg | 0.196 | 0.098 | 1 |
| Cl5-BZ#115 | ND | | ug/kg | 0.196 | 0.098 | 1 |

**Project Name:** NEW BEDFORD HARBOR-LTM **Lab Number:** L2041179

**Project Number:** 60597627 **Report Date:** 10/20/20

## SAMPLE RESULTS

Lab ID: L2041179-04 Date Collected: 09/28/20 12:31

Client ID: S-306-20FSP20-01 Date Received: 09/29/20

Sample Location: NEW BEDFORD, MA Field Prep: Not Specified

Sample Depth:

| Parameter | Result | Qualifier | Units | RL | MDL | Dilution Factor |
|---|---|---|---|---|---|---|
| PCB Congeners/Homologs - Mansfield Lab | | | | | | |
| Cl5-BZ#85 | ND | | ug/kg | 0.196 | 0.098 | 1 |
| Cl5-BZ#120 | ND | | ug/kg | 0.196 | 0.098 | 1 |
| Cl5-BZ#110 | 0.326 | | ug/kg | 0.196 | 0.098 | 1 |
| Cl4-BZ#81 | ND | | ug/kg | 0.196 | 0.098 | 1 |
| Cl6-BZ#151 | ND | | ug/kg | 0.196 | 0.098 | 1 |
| Cl6-BZ#135 | ND | | ug/kg | 0.196 | 0.098 | 1 |
| Cl5-BZ#82 | ND | | ug/kg | 0.196 | 0.098 | 1 |
| Cl6-BZ#144 | ND | | ug/kg | 0.196 | 0.098 | 1 |
| Cl6-BZ#147/#149 | 0.280 | J | ug/kg | 0.392 | 0.196 | 1 |
| Cl4-BZ#77 | ND | | ug/kg | 0.196 | 0.098 | 1 |
| Cl6-BZ#143/#139 | ND | | ug/kg | 0.392 | 0.196 | 1 |
| Cl5-BZ#124 | ND | | ug/kg | 0.196 | 0.098 | 1 |
| Cl6-BZ#140 | ND | | ug/kg | 0.196 | 0.098 | 1 |
| Cl5-BZ#108 | ND | | ug/kg | 0.196 | 0.098 | 1 |
| Cl5-BZ#107/#123 | ND | | ug/kg | 0.392 | 0.196 | 1 |
| Cl7-BZ#188-Cal/RTW | ND | | ug/kg | 0.196 | 0.098 | 1 |
| Cl6-BZ#134 | ND | | ug/kg | 0.196 | 0.098 | 1 |
| Cl5-BZ#106 | ND | | ug/kg | 0.196 | 0.098 | 1 |
| Cl6-BZ#133 | ND | | ug/kg | 0.196 | 0.098 | 1 |
| Cl6-BZ#142 | ND | | ug/kg | 0.196 | 0.098 | 1 |
| Cl5-BZ#118 | 0.458 | | ug/kg | 0.196 | 0.098 | 1 |
| Cl6-BZ#131 | ND | | ug/kg | 0.196 | 0.098 | 1 |
| Cl7-BZ#184 | ND | | ug/kg | 0.196 | 0.098 | 1 |
| Cl6-BZ#165 | ND | | ug/kg | 0.196 | 0.098 | 1 |
| Cl6-BZ#146 | ND | | ug/kg | 0.196 | 0.098 | 1 |
| Cl6-BZ#161 | ND | | ug/kg | 0.196 | 0.098 | 1 |
| Cl5-BZ#122 | ND | | ug/kg | 0.196 | 0.098 | 1 |
| Cl6-BZ#168 | ND | | ug/kg | 0.196 | 0.098 | 1 |
| Cl5-BZ#114 | ND | | ug/kg | 0.196 | 0.098 | 1 |
| Cl6-BZ#153 | 0.422 | | ug/kg | 0.196 | 0.098 | 1 |
| Cl6-BZ#132 | ND | | ug/kg | 0.196 | 0.098 | 1 |
| Cl7-BZ#179 | ND | | ug/kg | 0.196 | 0.098 | 1 |
| Cl6-BZ#141 | ND | | ug/kg | 0.196 | 0.098 | 1 |
| Cl7-BZ#176 | ND | | ug/kg | 0.196 | 0.098 | 1 |
| Cl5-BZ#105 | ND | | ug/kg | 0.196 | 0.098 | 1 |
| Cl6-BZ#137 | ND | | ug/kg | 0.196 | 0.098 | 1 |
| Cl5-BZ#127 | ND | | ug/kg | 0.196 | 0.098 | 1 |

**Project Name:** NEW BEDFORD HARBOR-LTM **Lab Number:** L2041179

**Project Number:** 60597627 **Report Date:** 10/20/20

## SAMPLE RESULTS

Lab ID: L2041179-04 Date Collected: 09/28/20 12:31

Client ID: S-306-20FSP20-01 Date Received: 09/29/20

Sample Location: NEW BEDFORD, MA Field Prep: Not Specified

Sample Depth:

| Parameter | Result | Qualifier | Units | RL | MDL | Dilution Factor |
|---|---|---|---|---|---|---|
| PCB Congeners/Homologs - Mansfield Lab | | | | | | |
| Cl7-BZ#186 | ND | | ug/kg | 0.196 | 0.098 | 1 |
| Cl6-BZ#130/#164 | ND | | ug/kg | 0.392 | 0.196 | 1 |
| Cl7-BZ#178 | ND | | ug/kg | 0.196 | 0.098 | 1 |
| Cl6-BZ#138 | 0.226 | | ug/kg | 0.196 | 0.098 | 1 |
| Cl6-BZ#163/#160 | ND | | ug/kg | 0.392 | 0.196 | 1 |
| Cl6-BZ#129/#158 | ND | | ug/kg | 0.392 | 0.196 | 1 |
| Cl7-BZ#182/#175 | ND | | ug/kg | 0.392 | 0.196 | 1 |
| Cl7-BZ#187 | ND | | ug/kg | 0.196 | 0.098 | 1 |
| Cl7-BZ#183 | ND | | ug/kg | 0.196 | 0.098 | 1 |
| Cl6-BZ#166 | ND | | ug/kg | 0.196 | 0.098 | 1 |
| Cl6-BZ#159 | ND | | ug/kg | 0.196 | 0.098 | 1 |
| Cl5-BZ#126 | ND | | ug/kg | 0.196 | 0.098 | 1 |
| Cl7-BZ#185 | ND | | ug/kg | 0.196 | 0.098 | 1 |
| Cl6-BZ#162 | ND | | ug/kg | 0.196 | 0.098 | 1 |
| Cl7-BZ#174 | ND | | ug/kg | 0.196 | 0.098 | 1 |
| Cl6-BZ#128 | ND | | ug/kg | 0.196 | 0.098 | 1 |
| Cl8-BZ#202 | ND | | ug/kg | 0.196 | 0.098 | 1 |
| Cl6-BZ#167 | ND | | ug/kg | 0.196 | 0.098 | 1 |
| Cl7-BZ#181 | ND | | ug/kg | 0.196 | 0.098 | 1 |
| Cl7-BZ#177 | ND | | ug/kg | 0.196 | 0.098 | 1 |
| Cl8-BZ#204/#200-CAL | ND | | ug/kg | 0.392 | 0.196 | 1 |
| Cl7-BZ#171 | ND | | ug/kg | 0.196 | 0.098 | 1 |
| Cl7-BZ#173 | ND | | ug/kg | 0.196 | 0.098 | 1 |
| Cl8-BZ#197 | ND | | ug/kg | 0.196 | 0.098 | 1 |
| Cl7-BZ#172 | ND | | ug/kg | 0.196 | 0.098 | 1 |
| Cl7-BZ#192 | ND | | ug/kg | 0.196 | 0.098 | 1 |
| Cl6-BZ#156 | ND | | ug/kg | 0.196 | 0.098 | 1 |
| Cl6-BZ#157 | ND | | ug/kg | 0.196 | 0.098 | 1 |
| Cl7-BZ#180 | ND | | ug/kg | 0.196 | 0.098 | 1 |
| Cl7-BZ#193 | ND | | ug/kg | 0.196 | 0.098 | 1 |
| Cl8-BZ#199 | ND | | ug/kg | 0.196 | 0.098 | 1 |
| Cl7-BZ#191 | ND | | ug/kg | 0.196 | 0.098 | 1 |
| Cl8-BZ#198 | ND | | ug/kg | 0.196 | 0.098 | 1 |
| Cl8-BZ#201 | ND | | ug/kg | 0.196 | 0.098 | 1 |
| Cl7-BZ#170 | ND | | ug/kg | 0.196 | 0.098 | 1 |
| Cl7-BZ#190 | ND | | ug/kg | 0.196 | 0.098 | 1 |
| Cl8-BZ#196 | ND | | ug/kg | 0.196 | 0.098 | 1 |

**Project Name:** NEW BEDFORD HARBOR-LTM **Lab Number:** L2041179

**Project Number:** 60597627 **Report Date:** 10/20/20

## SAMPLE RESULTS

Lab ID: L2041179-04 Date Collected: 09/28/20 12:31

Client ID: S-306-20FSP20-01 Date Received: 09/29/20

Sample Location: NEW BEDFORD, MA Field Prep: Not Specified

Sample Depth:

| Parameter | Result | Qualifier | Units | RL | MDL | Dilution Factor |
|---|---|---|---|---|---|---|
| PCB Congeners/Homologs - Mansfield Lab | | | | | | |
| Cl8-BZ#203 | ND | | ug/kg | 0.196 | 0.098 | 1 |
| Cl6-BZ#169 | ND | | ug/kg | 0.196 | 0.098 | 1 |
| Cl9-BZ#208 | ND | | ug/kg | 0.196 | 0.098 | 1 |
| Cl9-BZ#207 | ND | | ug/kg | 0.196 | 0.098 | 1 |
| Cl7-BZ#189 | ND | | ug/kg | 0.196 | 0.098 | 1 |
| Cl8-BZ#195 | ND | | ug/kg | 0.196 | 0.098 | 1 |
| Cl8-BZ#194 | ND | | ug/kg | 0.196 | 0.098 | 1 |
| Cl8-BZ#205 | ND | | ug/kg | 0.196 | 0.098 | 1 |
| Cl9-BZ#206-Cal/RTW | ND | | ug/kg | 0.196 | 0.098 | 1 |
| Cl10-BZ#209-Cal/RTW | ND | | ug/kg | 0.196 | 0.098 | 1 |
| Monochlorobiphenyls | ND | | ug/kg | 0.196 | 0.098 | 1 |
| Dichlorobiphenyls | 0.10 | J | ug/kg | 0.196 | 0.098 | 1 |
| Trichlorobiphenyls | 0.600 | | ug/kg | 0.196 | 0.098 | 1 |
| Tetrachlorobiphenyls | 1.25 | | ug/kg | 0.196 | 0.098 | 1 |
| Pentachlorobiphenyls | 1.79 | | ug/kg | 0.196 | 0.098 | 1 |
| Hexachlorobiphenyls | 0.928 | | ug/kg | 0.196 | 0.098 | 1 |
| Heptachlorobiphenyls | ND | | ug/kg | 0.196 | 0.098 | 1 |
| Octachlorobiphenyls | ND | | ug/kg | 0.196 | 0.098 | 1 |
| Nonachlorobiphenyls | ND | | ug/kg | 0.196 | 0.098 | 1 |
| Decachlorobiphenyl | ND | | ug/kg | 0.196 | 0.098 | 1 |
| Total PCB | 4.67 | | ug/kg | 0.196 | NA | 1 |

| Surrogate | % Recovery | Qualifier | Acceptance Criteria |
|---|---|---|---|
| Cl3-BZ#19-C13 (surr) | 80 | | 50-125 |
| Cl8-BZ#202-C13 (surr) | 82 | | 50-125 |

**Project Name:** NEW BEDFORD HARBOR-LTM
**Project Number:** 60597627
**Lab Number:** L2041179
**Report Date:** 10/20/20

## SAMPLE RESULTS

Lab ID: L2041179-05
Client ID: S-309-20FSP20-01
Sample Location: NEW BEDFORD, MA

Date Collected: 09/28/20 13:37
Date Received: 09/29/20
Field Prep: Not Specified

Sample Depth:
Matrix: Sediment
Analytical Method: 105,8270D-SIM/680(M)
Analytical Date: 10/15/20 18:11
Analyst: SV
Percent Solids: 98%

Extraction Method: EPA 3570
Extraction Date: 10/02/20 16:30
Cleanup Method: EPA 3630
Cleanup Date: 10/12/20

| Parameter | Result | Qualifier | Units | RL | MDL | Dilution Factor |
|---|---|---|---|---|---|---|
| PCB Congeners/Homologs - Mansfield Lab | | | | | | |
| Cl1-BZ#1-Cal/RTW | 0.255 | | ug/kg | 0.201 | 0.101 | 1 |
| Cl1-BZ#2 | 0.170 | J | ug/kg | 0.201 | 0.101 | 1 |
| Cl1-BZ#3 | 0.161 | J | ug/kg | 0.201 | 0.101 | 1 |
| Cl2-BZ#4/#10 | 0.502 | | ug/kg | 0.402 | 0.201 | 1 |
| Cl2-BZ#9 | 0.182 | J | ug/kg | 0.201 | 0.101 | 1 |
| Cl2-BZ#7 | 0.163 | J | ug/kg | 0.201 | 0.101 | 1 |
| Cl2-BZ#6 | 1.33 | | ug/kg | 0.201 | 0.101 | 1 |
| Cl2-BZ#5 | ND | | ug/kg | 0.201 | 0.101 | 1 |
| Cl2-BZ#8 | 3.12 | | ug/kg | 0.201 | 0.101 | 1 |
| Cl3-BZ#19 | 0.209 | | ug/kg | 0.201 | 0.101 | 1 |
| Cl2-BZ#14 | ND | | ug/kg | 0.201 | 0.101 | 1 |
| Cl3-BZ#30 | ND | | ug/kg | 0.201 | 0.101 | 1 |
| Cl3-BZ#18 | 3.74 | | ug/kg | 0.201 | 0.101 | 1 |
| Cl2-BZ#11 | 2.16 | | ug/kg | 0.201 | 0.101 | 1 |
| Cl3-BZ#17 | 2.05 | | ug/kg | 0.201 | 0.101 | 1 |
| Cl2-BZ#12 | 0.179 | J | ug/kg | 0.201 | 0.101 | 1 |
| Cl3-BZ#27 | 0.394 | | ug/kg | 0.201 | 0.101 | 1 |
| Cl2-BZ#13 | 0.692 | | ug/kg | 0.402 | 0.201 | 1 |
| Cl3-BZ#24 | ND | | ug/kg | 0.201 | 0.101 | 1 |
| Cl3-BZ#16 | 1.32 | | ug/kg | 0.201 | 0.101 | 1 |
| Cl3-BZ#32 | 1.44 | | ug/kg | 0.201 | 0.101 | 1 |
| Cl2-BZ#15 | 4.27 | | ug/kg | 0.201 | 0.101 | 1 |
| Cl3-BZ#34 | 0.139 | J | ug/kg | 0.201 | 0.101 | 1 |
| Cl3-BZ#23 | ND | | ug/kg | 0.201 | 0.101 | 1 |
| Cl4-BZ#54 | ND | | ug/kg | 0.201 | 0.101 | 1 |
| Cl3-BZ#29-Cal | ND | | ug/kg | 0.201 | 0.101 | 1 |
| Cl4-BZ#50-Cal | ND | | ug/kg | 0.201 | 0.101 | 1 |
| Cl3-BZ#26 | 5.09 | | ug/kg | 0.201 | 0.101 | 1 |

**Project Name:** NEW BEDFORD HARBOR-LTM **Lab Number:** L2041179

**Project Number:** 60597627 **Report Date:** 10/20/20

## SAMPLE RESULTS

Lab ID: L2041179-05 Date Collected: 09/28/20 13:37

Client ID: S-309-20FSP20-01 Date Received: 09/29/20

Sample Location: NEW BEDFORD, MA Field Prep: Not Specified

Sample Depth:

| Parameter | Result | Qualifier | Units | RL | MDL | Dilution Factor |
|---|---|---|---|---|---|---|
| PCB Congeners/Homologs - Mansfield Lab | | | | | | |
| Cl3-BZ#25 | 2.96 | | ug/kg | 0.201 | 0.101 | 1 |
| Cl4-BZ#53 | 1.07 | | ug/kg | 0.201 | 0.101 | 1 |
| Cl3-BZ#-31 | 11.0 | | ug/kg | 0.201 | 0.101 | 1 |
| Cl3-BZ#28 | 14.8 | | ug/kg | 0.201 | 0.101 | 1 |
| Cl3-BZ#33 | 4.01 | | ug/kg | 0.201 | 0.101 | 1 |
| Cl4-BZ#51 | 0.409 | | ug/kg | 0.201 | 0.101 | 1 |
| Cl3-BZ#21/#20 | 0.632 | | ug/kg | 0.402 | 0.201 | 1 |
| Cl4-BZ#45 | 1.15 | | ug/kg | 0.201 | 0.101 | 1 |
| Cl3-BZ#22 | 3.52 | | ug/kg | 0.201 | 0.101 | 1 |
| Cl4-BZ#73/#46 | 0.377 | J | ug/kg | 0.402 | 0.201 | 1 |
| Cl4-BZ#69 | ND | | ug/kg | 0.201 | 0.101 | 1 |
| Cl4-BZ#43 | 0.376 | | ug/kg | 0.201 | 0.101 | 1 |
| Cl3-BZ#36 | 0.152 | J | ug/kg | 0.201 | 0.101 | 1 |
| Cl4-BZ#52 | 15.4 | | ug/kg | 0.201 | 0.101 | 1 |
| Cl4-BZ#48 | 1.35 | | ug/kg | 0.201 | 0.101 | 1 |
| Cl4-BZ#49 | 13.3 | | ug/kg | 0.201 | 0.101 | 1 |
| Cl5-BZ#104 | ND | | ug/kg | 0.201 | 0.101 | 1 |
| Cl4-BZ#47 | 5.35 | | ug/kg | 0.201 | 0.101 | 1 |
| Cl4-BZ#65/#75/#62 | 0.349 | J | ug/kg | 0.604 | 0.302 | 1 |
| Cl3-BZ#39 | ND | | ug/kg | 0.201 | 0.101 | 1 |
| Cl3-BZ#38 | ND | | ug/kg | 0.201 | 0.101 | 1 |
| Cl4-BZ#44 | 8.00 | | ug/kg | 0.201 | 0.101 | 1 |
| Cl4-BZ#59 | 1.00 | | ug/kg | 0.201 | 0.101 | 1 |
| Cl4-BZ#42 | 3.43 | | ug/kg | 0.201 | 0.101 | 1 |
| Cl4-BZ#71 | 2.34 | | ug/kg | 0.201 | 0.101 | 1 |
| Cl3-BZ#35 | 0.446 | | ug/kg | 0.201 | 0.101 | 1 |
| Cl4-BZ#41 | 0.477 | | ug/kg | 0.201 | 0.101 | 1 |
| Cl4-BZ#72 | 0.789 | | ug/kg | 0.201 | 0.101 | 1 |
| Cl5-BZ#96 | 0.126 | J | ug/kg | 0.201 | 0.101 | 1 |
| Cl5-BZ#103 | 0.408 | | ug/kg | 0.201 | 0.101 | 1 |
| Cl4-BZ#68/#64 | 4.71 | | ug/kg | 0.402 | 0.201 | 1 |
| Cl4-BZ#40 | 1.32 | | ug/kg | 0.201 | 0.101 | 1 |
| Cl3-BZ#37 | 4.42 | | ug/kg | 0.201 | 0.101 | 1 |
| Cl5-BZ#100 | 0.250 | | ug/kg | 0.201 | 0.101 | 1 |
| Cl5-BZ#94 | 0.128 | J | ug/kg | 0.201 | 0.101 | 1 |
| Cl4-BZ#57 | 0.332 | | ug/kg | 0.201 | 0.101 | 1 |
| Cl4-BZ#67/#58 | 1.67 | | ug/kg | 0.402 | 0.201 | 1 |

**Project Name:** NEW BEDFORD HARBOR-LTM **Lab Number:** L2041179

**Project Number:** 60597627 **Report Date:** 10/20/20

## SAMPLE RESULTS

Lab ID: L2041179-05 Date Collected: 09/28/20 13:37

Client ID: S-309-20FSP20-01 Date Received: 09/29/20

Sample Location: NEW BEDFORD, MA Field Prep: Not Specified

Sample Depth:

| Parameter | Result | Qualifier | Units | RL | MDL | Dilution Factor |
|---|---|---|---|---|---|---|
| PCB Congeners/Homologs - Mansfield Lab | | | | | | |
| Cl5-BZ#102 | 0.642 | | ug/kg | 0.201 | 0.101 | 1 |
| Cl4-BZ#61 | ND | | ug/kg | 0.201 | 0.101 | 1 |
| Cl5-BZ#98 | 0.193 | J | ug/kg | 0.201 | 0.101 | 1 |
| Cl4-BZ#76 | ND | | ug/kg | 0.201 | 0.101 | 1 |
| Cl5-BZ#93 | ND | | ug/kg | 0.201 | 0.101 | 1 |
| Cl4-BZ#63 | 0.875 | | ug/kg | 0.201 | 0.101 | 1 |
| Cl5-BZ#121/#95/#88 | 12.4 | | ug/kg | 0.604 | 0.302 | 1 |
| Cl4-BZ#74 | 7.12 | | ug/kg | 0.201 | 0.101 | 1 |
| Cl6-BZ#155 | ND | | ug/kg | 0.201 | 0.101 | 1 |
| Cl4-BZ#70 | 15.2 | | ug/kg | 0.201 | 0.101 | 1 |
| Cl5-BZ#91 | 4.16 | | ug/kg | 0.201 | 0.101 | 1 |
| Cl4-BZ#66 | 16.9 | | ug/kg | 0.201 | 0.101 | 1 |
| Cl4-BZ#80 | ND | | ug/kg | 0.201 | 0.101 | 1 |
| Cl4-BZ#55 | ND | | ug/kg | 0.201 | 0.101 | 1 |
| Cl5-BZ#92 | 5.90 | | ug/kg | 0.201 | 0.101 | 1 |
| Cl5-BZ#89/#84 | 5.13 | | ug/kg | 0.402 | 0.201 | 1 |
| Cl5-BZ#101/#90 | 28.4 | | ug/kg | 0.402 | 0.201 | 1 |
| Cl4-BZ#56 | 4.84 | | ug/kg | 0.201 | 0.101 | 1 |
| Cl5-BZ#113 | 0.342 | | ug/kg | 0.201 | 0.101 | 1 |
| Cl5-BZ#99 | 19.4 | | ug/kg | 0.201 | 0.101 | 1 |
| Cl6-BZ#150 | ND | | ug/kg | 0.201 | 0.101 | 1 |
| Cl4-BZ#60 | 2.46 | | ug/kg | 0.201 | 0.101 | 1 |
| Cl6-BZ#152 | ND | | ug/kg | 0.201 | 0.101 | 1 |
| Cl5-BZ#119 | 1.20 | | ug/kg | 0.201 | 0.101 | 1 |
| Cl5-BZ#83/#125/#112 | 1.24 | | ug/kg | 0.604 | 0.302 | 1 |
| Cl5-BZ#86/#109 | ND | | ug/kg | 0.402 | 0.201 | 1 |
| Cl6-BZ#145 | ND | | ug/kg | 0.201 | 0.101 | 1 |
| Cl5-BZ#97 | 9.43 | | ug/kg | 0.201 | 0.101 | 1 |
| Cl6-BZ#148 | ND | | ug/kg | 0.201 | 0.101 | 1 |
| Cl4-BZ#79 | ND | | ug/kg | 0.201 | 0.101 | 1 |
| Cl5-BZ#116 | ND | | ug/kg | 0.201 | 0.101 | 1 |
| Cl6-BZ#154-Cal | 0.613 | | ug/kg | 0.201 | 0.101 | 1 |
| Cl4-BZ#78 | ND | | ug/kg | 0.201 | 0.101 | 1 |
| Cl5-BZ#87/#111 | 6.00 | | ug/kg | 0.402 | 0.201 | 1 |
| Cl6-BZ#136 | 2.23 | | ug/kg | 0.201 | 0.101 | 1 |
| Cl5-BZ#117 | 0.823 | | ug/kg | 0.201 | 0.101 | 1 |
| Cl5-BZ#115 | 0.376 | | ug/kg | 0.201 | 0.101 | 1 |

**Project Name:** NEW BEDFORD HARBOR-LTM **Lab Number:** L2041179

**Project Number:** 60597627 **Report Date:** 10/20/20

## SAMPLE RESULTS

Lab ID: L2041179-05 Date Collected: 09/28/20 13:37

Client ID: S-309-20FSP20-01 Date Received: 09/29/20

Sample Location: NEW BEDFORD, MA Field Prep: Not Specified

Sample Depth:

| Parameter | Result | Qualifier | Units | RL | MDL | Dilution Factor |
|---|---|---|---|---|---|---|
| PCB Congeners/Homologs - Mansfield Lab | | | | | | |
| Cl5-BZ#85 | 4.90 | | ug/kg | 0.201 | 0.101 | 1 |
| Cl5-BZ#120 | 0.450 | | ug/kg | 0.201 | 0.101 | 1 |
| Cl5-BZ#110 | 30.1 | | ug/kg | 0.201 | 0.101 | 1 |
| Cl4-BZ#81 | ND | | ug/kg | 0.201 | 0.101 | 1 |
| Cl6-BZ#151 | 3.31 | | ug/kg | 0.201 | 0.101 | 1 |
| Cl6-BZ#135 | 3.12 | | ug/kg | 0.201 | 0.101 | 1 |
| Cl5-BZ#82 | 1.91 | | ug/kg | 0.201 | 0.101 | 1 |
| Cl6-BZ#144 | 0.656 | | ug/kg | 0.201 | 0.101 | 1 |
| Cl6-BZ#147/#149 | 19.3 | | ug/kg | 0.402 | 0.201 | 1 |
| Cl4-BZ#77 | 3.05 | | ug/kg | 0.201 | 0.101 | 1 |
| Cl6-BZ#143/#139 | 0.502 | | ug/kg | 0.402 | 0.201 | 1 |
| Cl5-BZ#124 | 0.868 | | ug/kg | 0.201 | 0.101 | 1 |
| Cl6-BZ#140 | 0.220 | | ug/kg | 0.201 | 0.101 | 1 |
| Cl5-BZ#108 | ND | | ug/kg | 0.201 | 0.101 | 1 |
| Cl5-BZ#107/#123 | 3.74 | | ug/kg | 0.402 | 0.201 | 1 |
| Cl7-BZ#188-Cal/RTW | ND | | ug/kg | 0.201 | 0.101 | 1 |
| Cl6-BZ#134 | 1.61 | | ug/kg | 0.201 | 0.101 | 1 |
| Cl5-BZ#106 | ND | | ug/kg | 0.201 | 0.101 | 1 |
| Cl6-BZ#133 | 0.517 | | ug/kg | 0.201 | 0.101 | 1 |
| Cl6-BZ#142 | ND | | ug/kg | 0.201 | 0.101 | 1 |
| Cl5-BZ#118 | 39.2 | | ug/kg | 0.201 | 0.101 | 1 |
| Cl6-BZ#131 | 0.337 | | ug/kg | 0.201 | 0.101 | 1 |
| Cl7-BZ#184 | ND | | ug/kg | 0.201 | 0.101 | 1 |
| Cl6-BZ#165 | ND | | ug/kg | 0.201 | 0.101 | 1 |
| Cl6-BZ#146 | 5.41 | | ug/kg | 0.201 | 0.101 | 1 |
| Cl6-BZ#161 | ND | | ug/kg | 0.201 | 0.101 | 1 |
| Cl5-BZ#122 | 0.245 | | ug/kg | 0.201 | 0.101 | 1 |
| Cl6-BZ#168 | ND | | ug/kg | 0.201 | 0.101 | 1 |
| Cl5-BZ#114 | 0.896 | | ug/kg | 0.201 | 0.101 | 1 |
| Cl6-BZ#153 | 28.4 | | ug/kg | 0.201 | 0.101 | 1 |
| Cl6-BZ#132 | 8.95 | | ug/kg | 0.201 | 0.101 | 1 |
| Cl7-BZ#179 | 0.944 | | ug/kg | 0.201 | 0.101 | 1 |
| Cl6-BZ#141 | 2.07 | | ug/kg | 0.201 | 0.101 | 1 |
| Cl7-BZ#176 | 0.369 | | ug/kg | 0.201 | 0.101 | 1 |
| Cl5-BZ#105 | 10.7 | | ug/kg | 0.201 | 0.101 | 1 |
| Cl6-BZ#137 | 1.46 | | ug/kg | 0.201 | 0.101 | 1 |
| Cl5-BZ#127 | ND | | ug/kg | 0.201 | 0.101 | 1 |

**Project Name:** NEW BEDFORD HARBOR-LTM **Lab Number:** L2041179

**Project Number:** 60597627 **Report Date:** 10/20/20

## SAMPLE RESULTS

Lab ID: L2041179-05 Date Collected: 09/28/20 13:37

Client ID: S-309-20FSP20-01 Date Received: 09/29/20

Sample Location: NEW BEDFORD, MA Field Prep: Not Specified

Sample Depth:

| Parameter | Result | Qualifier | Units | RL | MDL | Dilution Factor |
|---|---|---|---|---|---|---|
| PCB Congeners/Homologs - Mansfield Lab | | | | | | |
| Cl7-BZ#186 | ND | | ug/kg | 0.201 | 0.101 | 1 |
| Cl6-BZ#130/#164 | 4.45 | | ug/kg | 0.402 | 0.201 | 1 |
| Cl7-BZ#178 | 0.652 | | ug/kg | 0.201 | 0.101 | 1 |
| Cl6-BZ#138 | 22.3 | | ug/kg | 0.201 | 0.101 | 1 |
| Cl6-BZ#163/#160 | 7.42 | | ug/kg | 0.402 | 0.201 | 1 |
| Cl6-BZ#129/#158 | 4.52 | | ug/kg | 0.402 | 0.201 | 1 |
| Cl7-BZ#182/#175 | ND | | ug/kg | 0.402 | 0.201 | 1 |
| Cl7-BZ#187 | 3.32 | | ug/kg | 0.201 | 0.101 | 1 |
| Cl7-BZ#183 | 1.55 | | ug/kg | 0.201 | 0.101 | 1 |
| Cl6-BZ#166 | ND | | ug/kg | 0.201 | 0.101 | 1 |
| Cl6-BZ#159 | ND | | ug/kg | 0.201 | 0.101 | 1 |
| Cl5-BZ#126 | ND | | ug/kg | 0.201 | 0.101 | 1 |
| Cl7-BZ#185 | ND | | ug/kg | 0.201 | 0.101 | 1 |
| Cl6-BZ#162 | ND | | ug/kg | 0.201 | 0.101 | 1 |
| Cl7-BZ#174 | 1.80 | | ug/kg | 0.201 | 0.101 | 1 |
| Cl6-BZ#128 | 6.76 | | ug/kg | 0.201 | 0.101 | 1 |
| Cl8-BZ#202 | 0.254 | | ug/kg | 0.201 | 0.101 | 1 |
| Cl6-BZ#167 | 1.42 | | ug/kg | 0.201 | 0.101 | 1 |
| Cl7-BZ#181 | ND | | ug/kg | 0.201 | 0.101 | 1 |
| Cl7-BZ#177 | 1.55 | | ug/kg | 0.201 | 0.101 | 1 |
| Cl8-BZ#204/#200-CAL | ND | | ug/kg | 0.402 | 0.201 | 1 |
| Cl7-BZ#171 | 0.942 | | ug/kg | 0.201 | 0.101 | 1 |
| Cl7-BZ#173 | ND | | ug/kg | 0.201 | 0.101 | 1 |
| Cl8-BZ#197 | ND | | ug/kg | 0.201 | 0.101 | 1 |
| Cl7-BZ#172 | 0.503 | | ug/kg | 0.201 | 0.101 | 1 |
| Cl7-BZ#192 | ND | | ug/kg | 0.201 | 0.101 | 1 |
| Cl6-BZ#156 | 3.48 | | ug/kg | 0.201 | 0.101 | 1 |
| Cl6-BZ#157 | 1.10 | | ug/kg | 0.201 | 0.101 | 1 |
| Cl7-BZ#180 | 3.95 | | ug/kg | 0.201 | 0.101 | 1 |
| Cl7-BZ#193 | 0.310 | | ug/kg | 0.201 | 0.101 | 1 |
| Cl8-BZ#199 | ND | | ug/kg | 0.201 | 0.101 | 1 |
| Cl7-BZ#191 | 0.152 | J | ug/kg | 0.201 | 0.101 | 1 |
| Cl8-BZ#198 | ND | | ug/kg | 0.201 | 0.101 | 1 |
| Cl8-BZ#201 | 0.896 | | ug/kg | 0.201 | 0.101 | 1 |
| Cl7-BZ#170 | 3.32 | | ug/kg | 0.201 | 0.101 | 1 |
| Cl7-BZ#190 | 0.500 | | ug/kg | 0.201 | 0.101 | 1 |
| Cl8-BZ#196 | 0.500 | | ug/kg | 0.201 | 0.101 | 1 |

**Project Name:** NEW BEDFORD HARBOR-LTM **Lab Number:** L2041179

**Project Number:** 60597627 **Report Date:** 10/20/20

## SAMPLE RESULTS

Lab ID: L2041179-05 Date Collected: 09/28/20 13:37

Client ID: S-309-20FSP20-01 Date Received: 09/29/20

Sample Location: NEW BEDFORD, MA Field Prep: Not Specified

Sample Depth:

| Parameter | Result | Qualifier | Units | RL | MDL | Dilution Factor |
|---|---|---|---|---|---|---|
| PCB Congeners/Homologs - Mansfield Lab | | | | | | |
| Cl8-BZ#203 | 0.460 | | ug/kg | 0.201 | 0.101 | 1 |
| Cl6-BZ#169 | ND | | ug/kg | 0.201 | 0.101 | 1 |
| Cl9-BZ#208 | 0.203 | | ug/kg | 0.201 | 0.101 | 1 |
| Cl9-BZ#207 | ND | | ug/kg | 0.201 | 0.101 | 1 |
| Cl7-BZ#189 | 0.469 | | ug/kg | 0.201 | 0.101 | 1 |
| Cl8-BZ#195 | 0.381 | | ug/kg | 0.201 | 0.101 | 1 |
| Cl8-BZ#194 | 1.15 | | ug/kg | 0.201 | 0.101 | 1 |
| Cl8-BZ#205 | ND | | ug/kg | 0.201 | 0.101 | 1 |
| Cl9-BZ#206-Cal/RTW | 0.460 | | ug/kg | 0.201 | 0.101 | 1 |
| Cl10-BZ#209-Cal/RTW | 0.313 | | ug/kg | 0.201 | 0.101 | 1 |
| Monochlorobiphenyls | 0.586 | | ug/kg | 0.201 | 0.101 | 1 |
| Dichlorobiphenyls | 12.6 | | ug/kg | 0.201 | 0.101 | 1 |
| Trichlorobiphenyls | 56.3 | | ug/kg | 0.201 | 0.101 | 1 |
| Tetrachlorobiphenyls | 114 | | ug/kg | 0.201 | 0.101 | 1 |
| Pentachlorobiphenyls | 190 | | ug/kg | 0.201 | 0.101 | 1 |
| Hexachlorobiphenyls | 130 | | ug/kg | 0.201 | 0.101 | 1 |
| Heptachlorobiphenyls | 20.3 | | ug/kg | 0.201 | 0.101 | 1 |
| Octachlorobiphenyls | 3.64 | | ug/kg | 0.201 | 0.101 | 1 |
| Nonachlorobiphenyls | 0.663 | | ug/kg | 0.201 | 0.101 | 1 |
| Decachlorobiphenyl | 0.313 | | ug/kg | 0.201 | 0.101 | 1 |
| Total PCB | 528 | | ug/kg | 0.201 | NA | 1 |

| Surrogate | % Recovery | Qualifier | Acceptance Criteria |
|---|---|---|---|
| Cl3-BZ#19-C13 (surr) | 74 | | 50-125 |
| Cl8-BZ#202-C13 (surr) | 82 | | 50-125 |

**Project Name:** NEW BEDFORD HARBOR-LTM **Lab Number:** L2041179

**Project Number:** 60597627 **Report Date:** 10/20/20

## SAMPLE RESULTS

Lab ID: L2041179-06
Client ID: S-310-20FSP20-01
Sample Location: NEW BEDFORD, MA

Date Collected: 09/28/20 11:35
Date Received: 09/29/20
Field Prep: Not Specified

Sample Depth:
Matrix: Sediment
Analytical Method: 105,8270D-SIM/680(M)
Analytical Date: 10/15/20 19:31
Analyst: SV
Percent Solids: 98%

Extraction Method: EPA 3570
Extraction Date: 10/02/20 16:30
Cleanup Method: EPA 3630
Cleanup Date: 10/12/20

| Parameter | Result | Qualifier | Units | RL | MDL | Dilution Factor |
|---|---|---|---|---|---|---|
| PCB Congeners/Homologs - Mansfield Lab | | | | | | |
| Cl1-BZ#1-Cal/RTW | 0.478 | | ug/kg | 0.186 | 0.093 | 1 |
| Cl1-BZ#2 | 0.150 | J | ug/kg | 0.186 | 0.093 | 1 |
| Cl1-BZ#3 | 0.360 | | ug/kg | 0.186 | 0.093 | 1 |
| Cl2-BZ#4/#10 | 1.49 | | ug/kg | 0.372 | 0.186 | 1 |
| Cl2-BZ#9 | 0.453 | | ug/kg | 0.186 | 0.093 | 1 |
| Cl2-BZ#7 | 0.376 | | ug/kg | 0.186 | 0.093 | 1 |
| Cl2-BZ#6 | 5.06 | | ug/kg | 0.186 | 0.093 | 1 |
| Cl2-BZ#5 | 0.131 | J | ug/kg | 0.186 | 0.093 | 1 |
| Cl2-BZ#8 | 8.08 | | ug/kg | 0.186 | 0.093 | 1 |
| Cl3-BZ#19 | 0.464 | | ug/kg | 0.186 | 0.093 | 1 |
| Cl2-BZ#14 | ND | | ug/kg | 0.186 | 0.093 | 1 |
| Cl3-BZ#30 | ND | | ug/kg | 0.186 | 0.093 | 1 |
| Cl3-BZ#18 | 7.86 | | ug/kg | 0.186 | 0.093 | 1 |
| Cl2-BZ#11 | 1.51 | | ug/kg | 0.186 | 0.093 | 1 |
| Cl3-BZ#17 | 4.14 | | ug/kg | 0.186 | 0.093 | 1 |
| Cl2-BZ#12 | 0.233 | | ug/kg | 0.186 | 0.093 | 1 |
| Cl3-BZ#27 | 0.967 | | ug/kg | 0.186 | 0.093 | 1 |
| Cl2-BZ#13 | 2.41 | | ug/kg | 0.372 | 0.186 | 1 |
| Cl3-BZ#24 | 0.129 | J | ug/kg | 0.186 | 0.093 | 1 |
| Cl3-BZ#16 | 1.86 | | ug/kg | 0.186 | 0.093 | 1 |
| Cl3-BZ#32 | 2.68 | | ug/kg | 0.186 | 0.093 | 1 |
| Cl2-BZ#15 | 7.33 | | ug/kg | 0.186 | 0.093 | 1 |
| Cl3-BZ#34 | 0.284 | | ug/kg | 0.186 | 0.093 | 1 |
| Cl3-BZ#23 | ND | | ug/kg | 0.186 | 0.093 | 1 |
| Cl4-BZ#54 | ND | | ug/kg | 0.186 | 0.093 | 1 |
| Cl3-BZ#29-Cal | 0.105 | J | ug/kg | 0.186 | 0.093 | 1 |
| Cl4-BZ#50-Cal | ND | | ug/kg | 0.186 | 0.093 | 1 |
| Cl3-BZ#26 | 13.7 | | ug/kg | 0.186 | 0.093 | 1 |

**Project Name:** NEW BEDFORD HARBOR-LTM **Lab Number:** L2041179

**Project Number:** 60597627 **Report Date:** 10/20/20

## SAMPLE RESULTS

Lab ID: L2041179-06 Date Collected: 09/28/20 11:35

Client ID: S-310-20FSP20-01 Date Received: 09/29/20

Sample Location: NEW BEDFORD, MA Field Prep: Not Specified

Sample Depth:

| Parameter | Result | Qualifier | Units | RL | MDL | Dilution Factor |
|---|---|---|---|---|---|---|
| PCB Congeners/Homologs - Mansfield Lab | | | | | | |
| Cl3-BZ#25 | 8.07 | | ug/kg | 0.186 | 0.093 | 1 |
| Cl4-BZ#53 | 1.97 | | ug/kg | 0.186 | 0.093 | 1 |
| Cl3-BZ#-31 | 23.6 | | ug/kg | 0.186 | 0.093 | 1 |
| Cl3-BZ#28 | 28.3 | | ug/kg | 0.186 | 0.093 | 1 |
| Cl3-BZ#33 | 5.86 | | ug/kg | 0.186 | 0.093 | 1 |
| Cl4-BZ#51 | 0.685 | | ug/kg | 0.186 | 0.093 | 1 |
| Cl3-BZ#21/#20 | 1.52 | | ug/kg | 0.372 | 0.186 | 1 |
| Cl4-BZ#45 | 1.19 | | ug/kg | 0.186 | 0.093 | 1 |
| Cl3-BZ#22 | 5.82 | | ug/kg | 0.186 | 0.093 | 1 |
| Cl4-BZ#73/#46 | 0.432 | | ug/kg | 0.372 | 0.186 | 1 |
| Cl4-BZ#69 | ND | | ug/kg | 0.186 | 0.093 | 1 |
| Cl4-BZ#43 | 0.327 | | ug/kg | 0.186 | 0.093 | 1 |
| Cl3-BZ#36 | 0.129 | J | ug/kg | 0.186 | 0.093 | 1 |
| Cl4-BZ#52 | 24.9 | | ug/kg | 0.186 | 0.093 | 1 |
| Cl4-BZ#48 | 1.50 | | ug/kg | 0.186 | 0.093 | 1 |
| Cl4-BZ#49 | 22.3 | | ug/kg | 0.186 | 0.093 | 1 |
| Cl5-BZ#104 | ND | | ug/kg | 0.186 | 0.093 | 1 |
| Cl4-BZ#47 | 7.94 | | ug/kg | 0.186 | 0.093 | 1 |
| Cl4-BZ#65/#75/#62 | 0.566 | | ug/kg | 0.558 | 0.279 | 1 |
| Cl3-BZ#39 | ND | | ug/kg | 0.186 | 0.093 | 1 |
| Cl3-BZ#38 | ND | | ug/kg | 0.186 | 0.093 | 1 |
| Cl4-BZ#44 | 10.7 | | ug/kg | 0.186 | 0.093 | 1 |
| Cl4-BZ#59 | 1.73 | | ug/kg | 0.186 | 0.093 | 1 |
| Cl4-BZ#42 | 4.48 | | ug/kg | 0.186 | 0.093 | 1 |
| Cl4-BZ#71 | 3.68 | | ug/kg | 0.186 | 0.093 | 1 |
| Cl3-BZ#35 | 0.590 | | ug/kg | 0.186 | 0.093 | 1 |
| Cl4-BZ#41 | 0.705 | | ug/kg | 0.186 | 0.093 | 1 |
| Cl4-BZ#72 | 1.13 | | ug/kg | 0.186 | 0.093 | 1 |
| Cl5-BZ#96 | 0.142 | J | ug/kg | 0.186 | 0.093 | 1 |
| Cl5-BZ#103 | 0.516 | | ug/kg | 0.186 | 0.093 | 1 |
| Cl4-BZ#68/#64 | 7.70 | | ug/kg | 0.372 | 0.186 | 1 |
| Cl4-BZ#40 | 1.60 | | ug/kg | 0.186 | 0.093 | 1 |
| Cl3-BZ#37 | 6.42 | | ug/kg | 0.186 | 0.093 | 1 |
| Cl5-BZ#100 | ND | | ug/kg | 0.186 | 0.093 | 1 |
| Cl5-BZ#94 | ND | | ug/kg | 0.186 | 0.093 | 1 |
| Cl4-BZ#57 | 0.602 | | ug/kg | 0.186 | 0.093 | 1 |
| Cl4-BZ#67/#58 | 2.28 | | ug/kg | 0.372 | 0.186 | 1 |

**Project Name:** NEW BEDFORD HARBOR-LTM **Lab Number:** L2041179

**Project Number:** 60597627 **Report Date:** 10/20/20

## SAMPLE RESULTS

Lab ID: L2041179-06 Date Collected: 09/28/20 11:35

Client ID: S-310-20FSP20-01 Date Received: 09/29/20

Sample Location: NEW BEDFORD, MA Field Prep: Not Specified

Sample Depth:

| Parameter | Result | Qualifier | Units | RL | MDL | Dilution Factor |
|---|---|---|---|---|---|---|
| PCB Congeners/Homologs - Mansfield Lab | | | | | | |
| Cl5-BZ#102 | 0.950 | | ug/kg | 0.186 | 0.093 | 1 |
| Cl4-BZ#61 | ND | | ug/kg | 0.186 | 0.093 | 1 |
| Cl5-BZ#98 | 0.168 | J | ug/kg | 0.186 | 0.093 | 1 |
| Cl4-BZ#76 | ND | | ug/kg | 0.186 | 0.093 | 1 |
| Cl5-BZ#93 | ND | | ug/kg | 0.186 | 0.093 | 1 |
| Cl4-BZ#63 | 1.17 | | ug/kg | 0.186 | 0.093 | 1 |
| Cl5-BZ#121/#95/#88 | 13.6 | | ug/kg | 0.558 | 0.279 | 1 |
| Cl4-BZ#74 | 9.66 | | ug/kg | 0.186 | 0.093 | 1 |
| Cl6-BZ#155 | ND | | ug/kg | 0.186 | 0.093 | 1 |
| Cl4-BZ#70 | 18.0 | | ug/kg | 0.186 | 0.093 | 1 |
| Cl5-BZ#91 | 5.46 | | ug/kg | 0.186 | 0.093 | 1 |
| Cl4-BZ#66 | 19.7 | | ug/kg | 0.186 | 0.093 | 1 |
| Cl4-BZ#80 | ND | | ug/kg | 0.186 | 0.093 | 1 |
| Cl4-BZ#55 | ND | | ug/kg | 0.186 | 0.093 | 1 |
| Cl5-BZ#92 | 6.37 | | ug/kg | 0.186 | 0.093 | 1 |
| Cl5-BZ#89/#84 | 5.16 | | ug/kg | 0.372 | 0.186 | 1 |
| Cl5-BZ#101/#90 | 28.9 | | ug/kg | 0.372 | 0.186 | 1 |
| Cl4-BZ#56 | 6.02 | | ug/kg | 0.186 | 0.093 | 1 |
| Cl5-BZ#113 | 0.380 | | ug/kg | 0.186 | 0.093 | 1 |
| Cl5-BZ#99 | 19.5 | | ug/kg | 0.186 | 0.093 | 1 |
| Cl6-BZ#150 | 0.103 | J | ug/kg | 0.186 | 0.093 | 1 |
| Cl4-BZ#60 | 3.26 | | ug/kg | 0.186 | 0.093 | 1 |
| Cl6-BZ#152 | ND | | ug/kg | 0.186 | 0.093 | 1 |
| Cl5-BZ#119 | 1.80 | | ug/kg | 0.186 | 0.093 | 1 |
| Cl5-BZ#83/#125/#112 | 1.50 | | ug/kg | 0.558 | 0.279 | 1 |
| Cl5-BZ#86/#109 | ND | | ug/kg | 0.372 | 0.186 | 1 |
| Cl6-BZ#145 | ND | | ug/kg | 0.186 | 0.093 | 1 |
| Cl5-BZ#97 | 9.99 | | ug/kg | 0.186 | 0.093 | 1 |
| Cl6-BZ#148 | ND | | ug/kg | 0.186 | 0.093 | 1 |
| Cl4-BZ#79 | ND | | ug/kg | 0.186 | 0.093 | 1 |
| Cl5-BZ#116 | ND | | ug/kg | 0.186 | 0.093 | 1 |
| Cl6-BZ#154-Cal | 0.855 | | ug/kg | 0.186 | 0.093 | 1 |
| Cl4-BZ#78 | ND | | ug/kg | 0.186 | 0.093 | 1 |
| Cl5-BZ#87/#111 | 6.78 | | ug/kg | 0.372 | 0.186 | 1 |
| Cl6-BZ#136 | 2.35 | | ug/kg | 0.186 | 0.093 | 1 |
| Cl5-BZ#117 | 0.986 | | ug/kg | 0.186 | 0.093 | 1 |
| Cl5-BZ#115 | 0.413 | | ug/kg | 0.186 | 0.093 | 1 |

**Project Name:** NEW BEDFORD HARBOR-LTM **Lab Number:** L2041179

**Project Number:** 60597627 **Report Date:** 10/20/20

## SAMPLE RESULTS

Lab ID: L2041179-06 Date Collected: 09/28/20 11:35

Client ID: S-310-20FSP20-01 Date Received: 09/29/20

Sample Location: NEW BEDFORD, MA Field Prep: Not Specified

Sample Depth:

| Parameter | Result | Qualifier | Units | RL | MDL | Dilution Factor |
|---|---|---|---|---|---|---|
| PCB Congeners/Homologs - Mansfield Lab | | | | | | |
| Cl5-BZ#85 | 5.08 | | ug/kg | 0.186 | 0.093 | 1 |
| Cl5-BZ#120 | 0.380 | | ug/kg | 0.186 | 0.093 | 1 |
| Cl5-BZ#110 | 35.0 | | ug/kg | 0.186 | 0.093 | 1 |
| Cl4-BZ#81 | ND | | ug/kg | 0.186 | 0.093 | 1 |
| Cl6-BZ#151 | 3.11 | | ug/kg | 0.186 | 0.093 | 1 |
| Cl6-BZ#135 | 2.81 | | ug/kg | 0.186 | 0.093 | 1 |
| Cl5-BZ#82 | 1.97 | | ug/kg | 0.186 | 0.093 | 1 |
| Cl6-BZ#144 | 0.653 | | ug/kg | 0.186 | 0.093 | 1 |
| Cl6-BZ#147/#149 | 20.2 | | ug/kg | 0.372 | 0.186 | 1 |
| Cl4-BZ#77 | 2.86 | | ug/kg | 0.186 | 0.093 | 1 |
| Cl6-BZ#143/#139 | 0.667 | | ug/kg | 0.372 | 0.186 | 1 |
| Cl5-BZ#124 | 0.815 | | ug/kg | 0.186 | 0.093 | 1 |
| Cl6-BZ#140 | 0.266 | | ug/kg | 0.186 | 0.093 | 1 |
| Cl5-BZ#108 | ND | | ug/kg | 0.186 | 0.093 | 1 |
| Cl5-BZ#107/#123 | 3.28 | | ug/kg | 0.372 | 0.186 | 1 |
| Cl7-BZ#188-Cal/RTW | ND | | ug/kg | 0.186 | 0.093 | 1 |
| Cl6-BZ#134 | 1.41 | | ug/kg | 0.186 | 0.093 | 1 |
| Cl5-BZ#106 | ND | | ug/kg | 0.186 | 0.093 | 1 |
| Cl6-BZ#133 | 0.460 | | ug/kg | 0.186 | 0.093 | 1 |
| Cl6-BZ#142 | ND | | ug/kg | 0.186 | 0.093 | 1 |
| Cl5-BZ#118 | 38.7 | | ug/kg | 0.186 | 0.093 | 1 |
| Cl6-BZ#131 | 0.384 | | ug/kg | 0.186 | 0.093 | 1 |
| Cl7-BZ#184 | ND | | ug/kg | 0.186 | 0.093 | 1 |
| Cl6-BZ#165 | ND | | ug/kg | 0.186 | 0.093 | 1 |
| Cl6-BZ#146 | 4.86 | | ug/kg | 0.186 | 0.093 | 1 |
| Cl6-BZ#161 | ND | | ug/kg | 0.186 | 0.093 | 1 |
| Cl5-BZ#122 | ND | | ug/kg | 0.186 | 0.093 | 1 |
| Cl6-BZ#168 | ND | | ug/kg | 0.186 | 0.093 | 1 |
| Cl5-BZ#114 | 0.963 | | ug/kg | 0.186 | 0.093 | 1 |
| Cl6-BZ#153 | 26.2 | | ug/kg | 0.186 | 0.093 | 1 |
| Cl6-BZ#132 | 7.80 | | ug/kg | 0.186 | 0.093 | 1 |
| Cl7-BZ#179 | 0.776 | | ug/kg | 0.186 | 0.093 | 1 |
| Cl6-BZ#141 | 2.15 | | ug/kg | 0.186 | 0.093 | 1 |
| Cl7-BZ#176 | 0.314 | | ug/kg | 0.186 | 0.093 | 1 |
| Cl5-BZ#105 | 10.9 | | ug/kg | 0.186 | 0.093 | 1 |
| Cl6-BZ#137 | 1.48 | | ug/kg | 0.186 | 0.093 | 1 |
| Cl5-BZ#127 | ND | | ug/kg | 0.186 | 0.093 | 1 |

**Project Name:** NEW BEDFORD HARBOR-LTM **Lab Number:** L2041179

**Project Number:** 60597627 **Report Date:** 10/20/20

## SAMPLE RESULTS

Lab ID: L2041179-06 Date Collected: 09/28/20 11:35

Client ID: S-310-20FSP20-01 Date Received: 09/29/20

Sample Location: NEW BEDFORD, MA Field Prep: Not Specified

Sample Depth:

| Parameter | Result | Qualifier | Units | RL | MDL | Dilution Factor |
|---|---|---|---|---|---|---|
| PCB Congeners/Homologs - Mansfield Lab | | | | | | |
| Cl7-BZ#186 | ND | | ug/kg | 0.186 | 0.093 | 1 |
| Cl6-BZ#130/#164 | 4.38 | | ug/kg | 0.372 | 0.186 | 1 |
| Cl7-BZ#178 | 0.603 | | ug/kg | 0.186 | 0.093 | 1 |
| Cl6-BZ#138 | 19.5 | | ug/kg | 0.186 | 0.093 | 1 |
| Cl6-BZ#163/#160 | 6.68 | | ug/kg | 0.372 | 0.186 | 1 |
| Cl6-BZ#129/#158 | 4.69 | | ug/kg | 0.372 | 0.186 | 1 |
| Cl7-BZ#182/#175 | ND | | ug/kg | 0.372 | 0.186 | 1 |
| Cl7-BZ#187 | 3.14 | | ug/kg | 0.186 | 0.093 | 1 |
| Cl7-BZ#183 | 1.49 | | ug/kg | 0.186 | 0.093 | 1 |
| Cl6-BZ#166 | 0.275 | | ug/kg | 0.186 | 0.093 | 1 |
| Cl6-BZ#159 | ND | | ug/kg | 0.186 | 0.093 | 1 |
| Cl5-BZ#126 | 0.301 | | ug/kg | 0.186 | 0.093 | 1 |
| Cl7-BZ#185 | ND | | ug/kg | 0.186 | 0.093 | 1 |
| Cl6-BZ#162 | 0.141 | J | ug/kg | 0.186 | 0.093 | 1 |
| Cl7-BZ#174 | 1.52 | | ug/kg | 0.186 | 0.093 | 1 |
| Cl6-BZ#128 | 6.50 | | ug/kg | 0.186 | 0.093 | 1 |
| Cl8-BZ#202 | ND | | ug/kg | 0.186 | 0.093 | 1 |
| Cl6-BZ#167 | 1.51 | | ug/kg | 0.186 | 0.093 | 1 |
| Cl7-BZ#181 | ND | | ug/kg | 0.186 | 0.093 | 1 |
| Cl7-BZ#177 | 1.38 | | ug/kg | 0.186 | 0.093 | 1 |
| Cl8-BZ#204/#200-CAL | 0.259 | J | ug/kg | 0.372 | 0.186 | 1 |
| Cl7-BZ#171 | 0.985 | | ug/kg | 0.186 | 0.093 | 1 |
| Cl7-BZ#173 | ND | | ug/kg | 0.186 | 0.093 | 1 |
| Cl8-BZ#197 | ND | | ug/kg | 0.186 | 0.093 | 1 |
| Cl7-BZ#172 | 0.580 | | ug/kg | 0.186 | 0.093 | 1 |
| Cl7-BZ#192 | ND | | ug/kg | 0.186 | 0.093 | 1 |
| Cl6-BZ#156 | 3.78 | | ug/kg | 0.186 | 0.093 | 1 |
| Cl6-BZ#157 | 1.12 | | ug/kg | 0.186 | 0.093 | 1 |
| Cl7-BZ#180 | 3.81 | | ug/kg | 0.186 | 0.093 | 1 |
| Cl7-BZ#193 | 0.313 | | ug/kg | 0.186 | 0.093 | 1 |
| Cl8-BZ#199 | ND | | ug/kg | 0.186 | 0.093 | 1 |
| Cl7-BZ#191 | 0.206 | | ug/kg | 0.186 | 0.093 | 1 |
| Cl8-BZ#198 | ND | | ug/kg | 0.186 | 0.093 | 1 |
| Cl8-BZ#201 | 0.705 | | ug/kg | 0.186 | 0.093 | 1 |
| Cl7-BZ#170 | 3.08 | | ug/kg | 0.186 | 0.093 | 1 |
| Cl7-BZ#190 | 0.504 | | ug/kg | 0.186 | 0.093 | 1 |
| Cl8-BZ#196 | 0.487 | | ug/kg | 0.186 | 0.093 | 1 |

**Project Name:** NEW BEDFORD HARBOR-LTM **Lab Number:** L2041179

**Project Number:** 60597627 **Report Date:** 10/20/20

## SAMPLE RESULTS

Lab ID: L2041179-06 Date Collected: 09/28/20 11:35

Client ID: S-310-20FSP20-01 Date Received: 09/29/20

Sample Location: NEW BEDFORD, MA Field Prep: Not Specified

Sample Depth:

| Parameter | Result | Qualifier | Units | RL | MDL | Dilution Factor |
|---|---|---|---|---|---|---|
| PCB Congeners/Homologs - Mansfield Lab | | | | | | |
| Cl8-BZ#203 | 0.336 | | ug/kg | 0.186 | 0.093 | 1 |
| Cl6-BZ#169 | ND | | ug/kg | 0.186 | 0.093 | 1 |
| Cl9-BZ#208 | 0.141 | J | ug/kg | 0.186 | 0.093 | 1 |
| Cl9-BZ#207 | ND | | ug/kg | 0.186 | 0.093 | 1 |
| Cl7-BZ#189 | 0.370 | | ug/kg | 0.186 | 0.093 | 1 |
| Cl8-BZ#195 | 0.245 | | ug/kg | 0.186 | 0.093 | 1 |
| Cl8-BZ#194 | 1.01 | | ug/kg | 0.186 | 0.093 | 1 |
| Cl8-BZ#205 | ND | | ug/kg | 0.186 | 0.093 | 1 |
| Cl9-BZ#206-Cal/RTW | 0.464 | | ug/kg | 0.186 | 0.093 | 1 |
| Cl10-BZ#209-Cal/RTW | 0.278 | | ug/kg | 0.186 | 0.093 | 1 |
| Monochlorobiphenyls | 0.988 | | ug/kg | 0.186 | 0.093 | 1 |
| Dichlorobiphenyls | 27.1 | | ug/kg | 0.186 | 0.093 | 1 |
| Trichlorobiphenyls | 112 | | ug/kg | 0.186 | 0.093 | 1 |
| Tetrachlorobiphenyls | 157 | | ug/kg | 0.186 | 0.093 | 1 |
| Pentachlorobiphenyls | 200 | | ug/kg | 0.186 | 0.093 | 1 |
| Hexachlorobiphenyls | 124 | | ug/kg | 0.186 | 0.093 | 1 |
| Heptachlorobiphenyls | 19.1 | | ug/kg | 0.186 | 0.093 | 1 |
| Octachlorobiphenyls | 3.04 | | ug/kg | 0.186 | 0.093 | 1 |
| Nonachlorobiphenyls | 0.605 | | ug/kg | 0.186 | 0.093 | 1 |
| Decachlorobiphenyl | 0.278 | | ug/kg | 0.186 | 0.093 | 1 |
| Total PCB | 645 | | ug/kg | 0.186 | NA | 1 |

| Surrogate | % Recovery | Qualifier | Acceptance Criteria |
|---|---|---|---|
| Cl3-BZ#19-C13 (surr) | 77 | | 50-125 |
| Cl8-BZ#202-C13 (surr) | 88 | | 50-125 |

**Project Name:** NEW BEDFORD HARBOR-LTM **Lab Number:** L2041179

**Project Number:** 60597627 **Report Date:** 10/20/20

## SAMPLE RESULTS

Lab ID: L2041179-07
Client ID: S-310-20FSP20-01-REP
Sample Location: NEW BEDFORD, MA

Date Collected: 09/28/20 12:49
Date Received: 09/29/20
Field Prep: Not Specified

Sample Depth:
Matrix: Sediment
Analytical Method: 105,8270D-SIM/680(M)
Analytical Date: 10/15/20 23:32
Analyst: SV
Percent Solids: 99%

Extraction Method: EPA 3570
Extraction Date: 10/02/20 16:30
Cleanup Method: EPA 3630
Cleanup Date: 10/12/20

| Parameter | Result | Qualifier | Units | RL | MDL | Dilution Factor |
|---|---|---|---|---|---|---|
| PCB Congeners/Homologs - Mansfield Lab | | | | | | |
| Cl1-BZ#1-Cal/RTW | 0.455 | | ug/kg | 0.200 | 0.100 | 1 |
| Cl1-BZ#2 | 0.162 | J | ug/kg | 0.200 | 0.100 | 1 |
| Cl1-BZ#3 | 0.402 | | ug/kg | 0.200 | 0.100 | 1 |
| Cl2-BZ#4/#10 | 1.36 | | ug/kg | 0.401 | 0.200 | 1 |
| Cl2-BZ#9 | 0.604 | | ug/kg | 0.200 | 0.100 | 1 |
| Cl2-BZ#7 | 0.420 | | ug/kg | 0.200 | 0.100 | 1 |
| Cl2-BZ#6 | 7.22 | | ug/kg | 0.200 | 0.100 | 1 |
| Cl2-BZ#5 | 0.158 | J | ug/kg | 0.200 | 0.100 | 1 |
| Cl2-BZ#8 | 8.23 | | ug/kg | 0.200 | 0.100 | 1 |
| Cl3-BZ#19 | 0.492 | | ug/kg | 0.200 | 0.100 | 1 |
| Cl2-BZ#14 | ND | | ug/kg | 0.200 | 0.100 | 1 |
| Cl3-BZ#30 | ND | | ug/kg | 0.200 | 0.100 | 1 |
| Cl3-BZ#18 | 8.95 | | ug/kg | 0.200 | 0.100 | 1 |
| Cl2-BZ#11 | 1.58 | | ug/kg | 0.200 | 0.100 | 1 |
| Cl3-BZ#17 | 4.57 | | ug/kg | 0.200 | 0.100 | 1 |
| Cl2-BZ#12 | 0.270 | | ug/kg | 0.200 | 0.100 | 1 |
| Cl3-BZ#27 | 1.13 | | ug/kg | 0.200 | 0.100 | 1 |
| Cl2-BZ#13 | 2.67 | | ug/kg | 0.401 | 0.200 | 1 |
| Cl3-BZ#24 | 0.164 | J | ug/kg | 0.200 | 0.100 | 1 |
| Cl3-BZ#16 | 2.14 | | ug/kg | 0.200 | 0.100 | 1 |
| Cl3-BZ#32 | 3.01 | | ug/kg | 0.200 | 0.100 | 1 |
| Cl2-BZ#15 | 8.07 | | ug/kg | 0.200 | 0.100 | 1 |
| Cl3-BZ#34 | 0.235 | | ug/kg | 0.200 | 0.100 | 1 |
| Cl3-BZ#23 | ND | | ug/kg | 0.200 | 0.100 | 1 |
| Cl4-BZ#54 | ND | | ug/kg | 0.200 | 0.100 | 1 |
| Cl3-BZ#29-Cal | 0.126 | J | ug/kg | 0.200 | 0.100 | 1 |
| Cl4-BZ#50-Cal | ND | | ug/kg | 0.200 | 0.100 | 1 |
| Cl3-BZ#26 | 15.6 | | ug/kg | 0.200 | 0.100 | 1 |

**Project Name:** NEW BEDFORD HARBOR-LTM **Lab Number:** L2041179

**Project Number:** 60597627 **Report Date:** 10/20/20

## SAMPLE RESULTS

Lab ID: L2041179-07 Date Collected: 09/28/20 12:49

Client ID: S-310-20FSP20-01-REP Date Received: 09/29/20

Sample Location: NEW BEDFORD, MA Field Prep: Not Specified

Sample Depth:

| Parameter | Result | Qualifier | Units | RL | MDL | Dilution Factor |
|---|---|---|---|---|---|---|
| PCB Congeners/Homologs - Mansfield Lab | | | | | | |
| Cl3-BZ#25 | 8.99 | | ug/kg | 0.200 | 0.100 | 1 |
| Cl4-BZ#53 | 2.12 | | ug/kg | 0.200 | 0.100 | 1 |
| Cl3-BZ#-31 | 27.3 | | ug/kg | 0.200 | 0.100 | 1 |
| Cl3-BZ#28 | 32.3 | | ug/kg | 0.200 | 0.100 | 1 |
| Cl3-BZ#33 | 6.91 | | ug/kg | 0.200 | 0.100 | 1 |
| Cl4-BZ#51 | 0.740 | | ug/kg | 0.200 | 0.100 | 1 |
| Cl3-BZ#21/#20 | 1.69 | | ug/kg | 0.401 | 0.200 | 1 |
| Cl4-BZ#45 | 1.46 | | ug/kg | 0.200 | 0.100 | 1 |
| Cl3-BZ#22 | 6.52 | | ug/kg | 0.200 | 0.100 | 1 |
| Cl4-BZ#73/#46 | 0.637 | | ug/kg | 0.401 | 0.200 | 1 |
| Cl4-BZ#69 | 0.119 | J | ug/kg | 0.200 | 0.100 | 1 |
| Cl4-BZ#43 | 0.345 | | ug/kg | 0.200 | 0.100 | 1 |
| Cl3-BZ#36 | ND | | ug/kg | 0.200 | 0.100 | 1 |
| Cl4-BZ#52 | 27.8 | | ug/kg | 0.200 | 0.100 | 1 |
| Cl4-BZ#48 | 1.79 | | ug/kg | 0.200 | 0.100 | 1 |
| Cl4-BZ#49 | 25.3 | | ug/kg | 0.200 | 0.100 | 1 |
| Cl5-BZ#104 | ND | | ug/kg | 0.200 | 0.100 | 1 |
| Cl4-BZ#47 | 8.95 | | ug/kg | 0.200 | 0.100 | 1 |
| Cl4-BZ#65/#75/#62 | 0.651 | | ug/kg | 0.601 | 0.301 | 1 |
| Cl3-BZ#39 | 0.126 | J | ug/kg | 0.200 | 0.100 | 1 |
| Cl3-BZ#38 | ND | | ug/kg | 0.200 | 0.100 | 1 |
| Cl4-BZ#44 | 12.2 | | ug/kg | 0.200 | 0.100 | 1 |
| Cl4-BZ#59 | 1.94 | | ug/kg | 0.200 | 0.100 | 1 |
| Cl4-BZ#42 | 4.83 | | ug/kg | 0.200 | 0.100 | 1 |
| Cl4-BZ#71 | 4.12 | | ug/kg | 0.200 | 0.100 | 1 |
| Cl3-BZ#35 | 0.653 | | ug/kg | 0.200 | 0.100 | 1 |
| Cl4-BZ#41 | 0.750 | | ug/kg | 0.200 | 0.100 | 1 |
| Cl4-BZ#72 | 1.15 | | ug/kg | 0.200 | 0.100 | 1 |
| Cl5-BZ#96 | 0.162 | J | ug/kg | 0.200 | 0.100 | 1 |
| Cl5-BZ#103 | 0.583 | | ug/kg | 0.200 | 0.100 | 1 |
| Cl4-BZ#68/#64 | 8.67 | | ug/kg | 0.401 | 0.200 | 1 |
| Cl4-BZ#40 | 1.83 | | ug/kg | 0.200 | 0.100 | 1 |
| Cl3-BZ#37 | 7.53 | | ug/kg | 0.200 | 0.100 | 1 |
| Cl5-BZ#100 | ND | | ug/kg | 0.200 | 0.100 | 1 |
| Cl5-BZ#94 | ND | | ug/kg | 0.200 | 0.100 | 1 |
| Cl4-BZ#57 | 0.622 | | ug/kg | 0.200 | 0.100 | 1 |
| Cl4-BZ#67/#58 | 2.43 | | ug/kg | 0.401 | 0.200 | 1 |

**Project Name:** NEW BEDFORD HARBOR-LTM **Lab Number:** L2041179

**Project Number:** 60597627 **Report Date:** 10/20/20

## SAMPLE RESULTS

Lab ID: L2041179-07 Date Collected: 09/28/20 12:49

Client ID: S-310-20FSP20-01-REP Date Received: 09/29/20

Sample Location: NEW BEDFORD, MA Field Prep: Not Specified

Sample Depth:

| Parameter | Result | Qualifier | Units | RL | MDL | Dilution Factor |
|---|---|---|---|---|---|---|
| PCB Congeners/Homologs - Mansfield Lab | | | | | | |
| Cl5-BZ#102 | 0.897 | | ug/kg | 0.200 | 0.100 | 1 |
| Cl4-BZ#61 | ND | | ug/kg | 0.200 | 0.100 | 1 |
| Cl5-BZ#98 | 0.172 | J | ug/kg | 0.200 | 0.100 | 1 |
| Cl4-BZ#76 | ND | | ug/kg | 0.200 | 0.100 | 1 |
| Cl5-BZ#93 | ND | | ug/kg | 0.200 | 0.100 | 1 |
| Cl4-BZ#63 | 1.16 | | ug/kg | 0.200 | 0.100 | 1 |
| Cl5-BZ#121/#95/#88 | 14.6 | | ug/kg | 0.601 | 0.301 | 1 |
| Cl4-BZ#74 | 11.2 | | ug/kg | 0.200 | 0.100 | 1 |
| Cl6-BZ#155 | ND | | ug/kg | 0.200 | 0.100 | 1 |
| Cl4-BZ#70 | 20.7 | | ug/kg | 0.200 | 0.100 | 1 |
| Cl5-BZ#91 | 6.15 | | ug/kg | 0.200 | 0.100 | 1 |
| Cl4-BZ#66 | 22.8 | | ug/kg | 0.200 | 0.100 | 1 |
| Cl4-BZ#80 | ND | | ug/kg | 0.200 | 0.100 | 1 |
| Cl4-BZ#55 | ND | | ug/kg | 0.200 | 0.100 | 1 |
| Cl5-BZ#92 | 7.01 | | ug/kg | 0.200 | 0.100 | 1 |
| Cl5-BZ#89/#84 | 5.79 | | ug/kg | 0.401 | 0.200 | 1 |
| Cl5-BZ#101/#90 | 32.4 | | ug/kg | 0.401 | 0.200 | 1 |
| Cl4-BZ#56 | 7.20 | | ug/kg | 0.200 | 0.100 | 1 |
| Cl5-BZ#113 | ND | | ug/kg | 0.200 | 0.100 | 1 |
| Cl5-BZ#99 | 21.3 | | ug/kg | 0.200 | 0.100 | 1 |
| Cl6-BZ#150 | ND | | ug/kg | 0.200 | 0.100 | 1 |
| Cl4-BZ#60 | 3.74 | | ug/kg | 0.200 | 0.100 | 1 |
| Cl6-BZ#152 | ND | | ug/kg | 0.200 | 0.100 | 1 |
| Cl5-BZ#119 | 1.86 | | ug/kg | 0.200 | 0.100 | 1 |
| Cl5-BZ#83/#125/#112 | 1.65 | | ug/kg | 0.601 | 0.301 | 1 |
| Cl5-BZ#86/#109 | ND | | ug/kg | 0.401 | 0.200 | 1 |
| Cl6-BZ#145 | ND | | ug/kg | 0.200 | 0.100 | 1 |
| Cl5-BZ#97 | 10.6 | | ug/kg | 0.200 | 0.100 | 1 |
| Cl6-BZ#148 | 0.152 | J | ug/kg | 0.200 | 0.100 | 1 |
| Cl4-BZ#79 | ND | | ug/kg | 0.200 | 0.100 | 1 |
| Cl5-BZ#116 | ND | | ug/kg | 0.200 | 0.100 | 1 |
| Cl6-BZ#154-Cal | 0.805 | | ug/kg | 0.200 | 0.100 | 1 |
| Cl4-BZ#78 | ND | | ug/kg | 0.200 | 0.100 | 1 |
| Cl5-BZ#87/#111 | 7.56 | | ug/kg | 0.401 | 0.200 | 1 |
| Cl6-BZ#136 | 2.48 | | ug/kg | 0.200 | 0.100 | 1 |
| Cl5-BZ#117 | 1.00 | | ug/kg | 0.200 | 0.100 | 1 |
| Cl5-BZ#115 | 0.511 | | ug/kg | 0.200 | 0.100 | 1 |

**Project Name:** NEW BEDFORD HARBOR-LTM **Lab Number:** L2041179

**Project Number:** 60597627 **Report Date:** 10/20/20

## SAMPLE RESULTS

Lab ID: L2041179-07 Date Collected: 09/28/20 12:49

Client ID: S-310-20FSP20-01-REP Date Received: 09/29/20

Sample Location: NEW BEDFORD, MA Field Prep: Not Specified

Sample Depth:

| Parameter | Result | Qualifier | Units | RL | MDL | Dilution Factor |
|---|---|---|---|---|---|---|
| PCB Congeners/Homologs - Mansfield Lab | | | | | | |
| Cl5-BZ#85 | 5.63 | | ug/kg | 0.200 | 0.100 | 1 |
| Cl5-BZ#120 | 0.411 | | ug/kg | 0.200 | 0.100 | 1 |
| Cl5-BZ#110 | 38.9 | | ug/kg | 0.200 | 0.100 | 1 |
| Cl4-BZ#81 | ND | | ug/kg | 0.200 | 0.100 | 1 |
| Cl6-BZ#151 | 3.31 | | ug/kg | 0.200 | 0.100 | 1 |
| Cl6-BZ#135 | 3.18 | | ug/kg | 0.200 | 0.100 | 1 |
| Cl5-BZ#82 | 2.29 | | ug/kg | 0.200 | 0.100 | 1 |
| Cl6-BZ#144 | 0.677 | | ug/kg | 0.200 | 0.100 | 1 |
| Cl6-BZ#147/#149 | 21.8 | | ug/kg | 0.401 | 0.200 | 1 |
| Cl4-BZ#77 | 3.40 | | ug/kg | 0.200 | 0.100 | 1 |
| Cl6-BZ#143/#139 | 0.761 | | ug/kg | 0.401 | 0.200 | 1 |
| Cl5-BZ#124 | 1.15 | | ug/kg | 0.200 | 0.100 | 1 |
| Cl6-BZ#140 | 0.190 | J | ug/kg | 0.200 | 0.100 | 1 |
| Cl5-BZ#108 | ND | | ug/kg | 0.200 | 0.100 | 1 |
| Cl5-BZ#107/#123 | 3.84 | | ug/kg | 0.401 | 0.200 | 1 |
| Cl7-BZ#188-Cal/RTW | ND | | ug/kg | 0.200 | 0.100 | 1 |
| Cl6-BZ#134 | 1.54 | | ug/kg | 0.200 | 0.100 | 1 |
| Cl5-BZ#106 | ND | | ug/kg | 0.200 | 0.100 | 1 |
| Cl6-BZ#133 | 0.555 | | ug/kg | 0.200 | 0.100 | 1 |
| Cl6-BZ#142 | ND | | ug/kg | 0.200 | 0.100 | 1 |
| Cl5-BZ#118 | 43.0 | | ug/kg | 0.200 | 0.100 | 1 |
| Cl6-BZ#131 | 0.315 | | ug/kg | 0.200 | 0.100 | 1 |
| Cl7-BZ#184 | ND | | ug/kg | 0.200 | 0.100 | 1 |
| Cl6-BZ#165 | ND | | ug/kg | 0.200 | 0.100 | 1 |
| Cl6-BZ#146 | 5.28 | | ug/kg | 0.200 | 0.100 | 1 |
| Cl6-BZ#161 | ND | | ug/kg | 0.200 | 0.100 | 1 |
| Cl5-BZ#122 | 0.325 | | ug/kg | 0.200 | 0.100 | 1 |
| Cl6-BZ#168 | ND | | ug/kg | 0.200 | 0.100 | 1 |
| Cl5-BZ#114 | 1.18 | | ug/kg | 0.200 | 0.100 | 1 |
| Cl6-BZ#153 | 28.4 | | ug/kg | 0.200 | 0.100 | 1 |
| Cl6-BZ#132 | 8.47 | | ug/kg | 0.200 | 0.100 | 1 |
| Cl7-BZ#179 | 0.903 | | ug/kg | 0.200 | 0.100 | 1 |
| Cl6-BZ#141 | 2.31 | | ug/kg | 0.200 | 0.100 | 1 |
| Cl7-BZ#176 | 0.366 | | ug/kg | 0.200 | 0.100 | 1 |
| Cl5-BZ#105 | 12.2 | | ug/kg | 0.200 | 0.100 | 1 |
| Cl6-BZ#137 | 1.71 | | ug/kg | 0.200 | 0.100 | 1 |
| Cl5-BZ#127 | ND | | ug/kg | 0.200 | 0.100 | 1 |

**Project Name:** NEW BEDFORD HARBOR-LTM **Lab Number:** L2041179

**Project Number:** 60597627 **Report Date:** 10/20/20

## SAMPLE RESULTS

Lab ID: L2041179-07 Date Collected: 09/28/20 12:49

Client ID: S-310-20FSP20-01-REP Date Received: 09/29/20

Sample Location: NEW BEDFORD, MA Field Prep: Not Specified

Sample Depth:

| Parameter | Result | Qualifier | Units | RL | MDL | Dilution Factor |
|---|---|---|---|---|---|---|
| PCB Congeners/Homologs - Mansfield Lab | | | | | | |
| Cl7-BZ#186 | ND | | ug/kg | 0.200 | 0.100 | 1 |
| Cl6-BZ#130/#164 | 4.74 | | ug/kg | 0.401 | 0.200 | 1 |
| Cl7-BZ#178 | 0.700 | | ug/kg | 0.200 | 0.100 | 1 |
| Cl6-BZ#138 | 21.0 | | ug/kg | 0.200 | 0.100 | 1 |
| Cl6-BZ#163/#160 | 8.63 | | ug/kg | 0.401 | 0.200 | 1 |
| Cl6-BZ#129/#158 | 4.84 | | ug/kg | 0.401 | 0.200 | 1 |
| Cl7-BZ#182/#175 | 0.210 | J | ug/kg | 0.401 | 0.200 | 1 |
| Cl7-BZ#187 | 3.36 | | ug/kg | 0.200 | 0.100 | 1 |
| Cl7-BZ#183 | 1.68 | | ug/kg | 0.200 | 0.100 | 1 |
| Cl6-BZ#166 | 0.102 | J | ug/kg | 0.200 | 0.100 | 1 |
| Cl6-BZ#159 | ND | | ug/kg | 0.200 | 0.100 | 1 |
| Cl5-BZ#126 | 0.242 | | ug/kg | 0.200 | 0.100 | 1 |
| Cl7-BZ#185 | ND | | ug/kg | 0.200 | 0.100 | 1 |
| Cl6-BZ#162 | 0.153 | J | ug/kg | 0.200 | 0.100 | 1 |
| Cl7-BZ#174 | 1.62 | | ug/kg | 0.200 | 0.100 | 1 |
| Cl6-BZ#128 | 6.67 | | ug/kg | 0.200 | 0.100 | 1 |
| Cl8-BZ#202 | 0.398 | | ug/kg | 0.200 | 0.100 | 1 |
| Cl6-BZ#167 | 1.84 | | ug/kg | 0.200 | 0.100 | 1 |
| Cl7-BZ#181 | ND | | ug/kg | 0.200 | 0.100 | 1 |
| Cl7-BZ#177 | 1.64 | | ug/kg | 0.200 | 0.100 | 1 |
| Cl8-BZ#204/#200-CAL | ND | | ug/kg | 0.401 | 0.200 | 1 |
| Cl7-BZ#171 | 0.967 | | ug/kg | 0.200 | 0.100 | 1 |
| Cl7-BZ#173 | ND | | ug/kg | 0.200 | 0.100 | 1 |
| Cl8-BZ#197 | ND | | ug/kg | 0.200 | 0.100 | 1 |
| Cl7-BZ#172 | 0.634 | | ug/kg | 0.200 | 0.100 | 1 |
| Cl7-BZ#192 | ND | | ug/kg | 0.200 | 0.100 | 1 |
| Cl6-BZ#156 | 4.11 | | ug/kg | 0.200 | 0.100 | 1 |
| Cl6-BZ#157 | 1.23 | | ug/kg | 0.200 | 0.100 | 1 |
| Cl7-BZ#180 | 4.09 | | ug/kg | 0.200 | 0.100 | 1 |
| Cl7-BZ#193 | 0.319 | | ug/kg | 0.200 | 0.100 | 1 |
| Cl8-BZ#199 | ND | | ug/kg | 0.200 | 0.100 | 1 |
| Cl7-BZ#191 | 0.167 | J | ug/kg | 0.200 | 0.100 | 1 |
| Cl8-BZ#198 | ND | | ug/kg | 0.200 | 0.100 | 1 |
| Cl8-BZ#201 | 0.938 | | ug/kg | 0.200 | 0.100 | 1 |
| Cl7-BZ#170 | 3.36 | | ug/kg | 0.200 | 0.100 | 1 |
| Cl7-BZ#190 | 0.578 | | ug/kg | 0.200 | 0.100 | 1 |
| Cl8-BZ#196 | 0.511 | | ug/kg | 0.200 | 0.100 | 1 |

**Project Name:** NEW BEDFORD HARBOR-LTM **Lab Number:** L2041179

**Project Number:** 60597627 **Report Date:** 10/20/20

## SAMPLE RESULTS

Lab ID: L2041179-07 Date Collected: 09/28/20 12:49

Client ID: S-310-20FSP20-01-REP Date Received: 09/29/20

Sample Location: NEW BEDFORD, MA Field Prep: Not Specified

Sample Depth:

| Parameter | Result | Qualifier | Units | RL | MDL | Dilution Factor |
|---|---|---|---|---|---|---|
| PCB Congeners/Homologs - Mansfield Lab | | | | | | |
| Cl8-BZ#203 | 0.473 | | ug/kg | 0.200 | 0.100 | 1 |
| Cl6-BZ#169 | ND | | ug/kg | 0.200 | 0.100 | 1 |
| Cl9-BZ#208 | 0.207 | | ug/kg | 0.200 | 0.100 | 1 |
| Cl9-BZ#207 | 0.157 | J | ug/kg | 0.200 | 0.100 | 1 |
| Cl7-BZ#189 | 0.380 | | ug/kg | 0.200 | 0.100 | 1 |
| Cl8-BZ#195 | 0.377 | | ug/kg | 0.200 | 0.100 | 1 |
| Cl8-BZ#194 | 1.05 | | ug/kg | 0.200 | 0.100 | 1 |
| Cl8-BZ#205 | ND | | ug/kg | 0.200 | 0.100 | 1 |
| Cl9-BZ#206-Cal/RTW | 0.495 | | ug/kg | 0.200 | 0.100 | 1 |
| Cl10-BZ#209-Cal/RTW | 0.269 | | ug/kg | 0.200 | 0.100 | 1 |
| Monochlorobiphenyls | 1.02 | | ug/kg | 0.200 | 0.100 | 1 |
| Dichlorobiphenyls | 30.6 | | ug/kg | 0.200 | 0.100 | 1 |
| Trichlorobiphenyls | 128 | | ug/kg | 0.200 | 0.100 | 1 |
| Tetrachlorobiphenyls | 179 | | ug/kg | 0.200 | 0.100 | 1 |
| Pentachlorobiphenyls | 221 | | ug/kg | 0.200 | 0.100 | 1 |
| Hexachlorobiphenyls | 135 | | ug/kg | 0.200 | 0.100 | 1 |
| Heptachlorobiphenyls | 21.0 | | ug/kg | 0.200 | 0.100 | 1 |
| Octachlorobiphenyls | 3.75 | | ug/kg | 0.200 | 0.100 | 1 |
| Nonachlorobiphenyls | 0.859 | | ug/kg | 0.200 | 0.100 | 1 |
| Decachlorobiphenyl | 0.269 | | ug/kg | 0.200 | 0.100 | 1 |
| Total PCB | 721 | | ug/kg | 0.200 | NA | 1 |

| Surrogate | % Recovery | Qualifier | Acceptance Criteria |
|---|---|---|---|
| Cl3-BZ#19-C13 (surr) | 67 | | 50-125 |
| Cl8-BZ#202-C13 (surr) | 80 | | 50-125 |

**Project Name:** NEW BEDFORD HARBOR-LTM
**Project Number:** 60597627
**Lab Number:** L2041179
**Report Date:** 10/20/20

## SAMPLE RESULTS

Lab ID: L2041179-08
Client ID: S-311-20FSP20-01
Sample Location: NEW BEDFORD, MA

Date Collected: 09/28/20 11:03
Date Received: 09/29/20
Field Prep: Not Specified

Sample Depth:
Matrix: Sediment
Analytical Method: 105,8270D-SIM/680(M)
Analytical Date: 10/16/20 00:52
Analyst: SV
Percent Solids: 99%

Extraction Method: EPA 3570
Extraction Date: 10/02/20 16:30
Cleanup Method: EPA 3630
Cleanup Date: 10/12/20

| Parameter | Result | Qualifier | Units | RL | MDL | Dilution Factor |
|---|---|---|---|---|---|---|
| PCB Congeners/Homologs - Mansfield Lab | | | | | | |
| Cl1-BZ#1-Cal/RTW | 0.105 | J | ug/kg | 0.189 | 0.095 | 1 |
| Cl1-BZ#2 | ND | | ug/kg | 0.189 | 0.095 | 1 |
| Cl1-BZ#3 | ND | | ug/kg | 0.189 | 0.095 | 1 |
| Cl2-BZ#4/#10 | ND | | ug/kg | 0.378 | 0.189 | 1 |
| Cl2-BZ#9 | ND | | ug/kg | 0.189 | 0.095 | 1 |
| Cl2-BZ#7 | 0.095 | J | ug/kg | 0.189 | 0.095 | 1 |
| Cl2-BZ#6 | 0.717 | | ug/kg | 0.189 | 0.095 | 1 |
| Cl2-BZ#5 | ND | | ug/kg | 0.189 | 0.095 | 1 |
| Cl2-BZ#8 | 1.02 | | ug/kg | 0.189 | 0.095 | 1 |
| Cl3-BZ#19 | ND | | ug/kg | 0.189 | 0.095 | 1 |
| Cl2-BZ#14 | ND | | ug/kg | 0.189 | 0.095 | 1 |
| Cl3-BZ#30 | ND | | ug/kg | 0.189 | 0.095 | 1 |
| Cl3-BZ#18 | 1.02 | | ug/kg | 0.189 | 0.095 | 1 |
| Cl2-BZ#11 | 0.343 | | ug/kg | 0.189 | 0.095 | 1 |
| Cl3-BZ#17 | 0.618 | | ug/kg | 0.189 | 0.095 | 1 |
| Cl2-BZ#12 | ND | | ug/kg | 0.189 | 0.095 | 1 |
| Cl3-BZ#27 | 0.156 | J | ug/kg | 0.189 | 0.095 | 1 |
| Cl2-BZ#13 | 0.346 | J | ug/kg | 0.378 | 0.189 | 1 |
| Cl3-BZ#24 | ND | | ug/kg | 0.189 | 0.095 | 1 |
| Cl3-BZ#16 | 0.245 | | ug/kg | 0.189 | 0.095 | 1 |
| Cl3-BZ#32 | 0.494 | | ug/kg | 0.189 | 0.095 | 1 |
| Cl2-BZ#15 | 1.18 | | ug/kg | 0.189 | 0.095 | 1 |
| Cl3-BZ#34 | ND | | ug/kg | 0.189 | 0.095 | 1 |
| Cl3-BZ#23 | ND | | ug/kg | 0.189 | 0.095 | 1 |
| Cl4-BZ#54 | ND | | ug/kg | 0.189 | 0.095 | 1 |
| Cl3-BZ#29-Cal | ND | | ug/kg | 0.189 | 0.095 | 1 |
| Cl4-BZ#50-Cal | ND | | ug/kg | 0.189 | 0.095 | 1 |
| Cl3-BZ#26 | 1.86 | | ug/kg | 0.189 | 0.095 | 1 |

**Project Name:** NEW BEDFORD HARBOR-LTM **Lab Number:** L2041179

**Project Number:** 60597627 **Report Date:** 10/20/20

## SAMPLE RESULTS

Lab ID: L2041179-08 Date Collected: 09/28/20 11:03

Client ID: S-311-20FSP20-01 Date Received: 09/29/20

Sample Location: NEW BEDFORD, MA Field Prep: Not Specified

Sample Depth:

| Parameter | Result | Qualifier | Units | RL | MDL | Dilution Factor |
|---|---|---|---|---|---|---|
| PCB Congeners/Homologs - Mansfield Lab | | | | | | |
| Cl3-BZ#25 | 1.25 | | ug/kg | 0.189 | 0.095 | 1 |
| Cl4-BZ#53 | 0.386 | | ug/kg | 0.189 | 0.095 | 1 |
| Cl3-BZ#-31 | 3.21 | | ug/kg | 0.189 | 0.095 | 1 |
| Cl3-BZ#28 | 4.38 | | ug/kg | 0.189 | 0.095 | 1 |
| Cl3-BZ#33 | 0.825 | | ug/kg | 0.189 | 0.095 | 1 |
| Cl4-BZ#51 | 0.139 | J | ug/kg | 0.189 | 0.095 | 1 |
| Cl3-BZ#21/#20 | 0.200 | J | ug/kg | 0.378 | 0.189 | 1 |
| Cl4-BZ#45 | 0.186 | J | ug/kg | 0.189 | 0.095 | 1 |
| Cl3-BZ#22 | 0.793 | | ug/kg | 0.189 | 0.095 | 1 |
| Cl4-BZ#73/#46 | ND | | ug/kg | 0.378 | 0.189 | 1 |
| Cl4-BZ#69 | ND | | ug/kg | 0.189 | 0.095 | 1 |
| Cl4-BZ#43 | ND | | ug/kg | 0.189 | 0.095 | 1 |
| Cl3-BZ#36 | ND | | ug/kg | 0.189 | 0.095 | 1 |
| Cl4-BZ#52 | 4.20 | | ug/kg | 0.189 | 0.095 | 1 |
| Cl4-BZ#48 | 0.318 | | ug/kg | 0.189 | 0.095 | 1 |
| Cl4-BZ#49 | 4.38 | | ug/kg | 0.189 | 0.095 | 1 |
| Cl5-BZ#104 | ND | | ug/kg | 0.189 | 0.095 | 1 |
| Cl4-BZ#47 | 1.80 | | ug/kg | 0.189 | 0.095 | 1 |
| Cl4-BZ#65/#75/#62 | ND | | ug/kg | 0.567 | 0.283 | 1 |
| Cl3-BZ#39 | ND | | ug/kg | 0.189 | 0.095 | 1 |
| Cl3-BZ#38 | ND | | ug/kg | 0.189 | 0.095 | 1 |
| Cl4-BZ#44 | 1.81 | | ug/kg | 0.189 | 0.095 | 1 |
| Cl4-BZ#59 | 0.297 | | ug/kg | 0.189 | 0.095 | 1 |
| Cl4-BZ#42 | 0.883 | | ug/kg | 0.189 | 0.095 | 1 |
| Cl4-BZ#71 | 0.734 | | ug/kg | 0.189 | 0.095 | 1 |
| Cl3-BZ#35 | 0.178 | J | ug/kg | 0.189 | 0.095 | 1 |
| Cl4-BZ#41 | ND | | ug/kg | 0.189 | 0.095 | 1 |
| Cl4-BZ#72 | 0.252 | | ug/kg | 0.189 | 0.095 | 1 |
| Cl5-BZ#96 | ND | | ug/kg | 0.189 | 0.095 | 1 |
| Cl5-BZ#103 | 0.172 | J | ug/kg | 0.189 | 0.095 | 1 |
| Cl4-BZ#68/#64 | 1.23 | | ug/kg | 0.378 | 0.189 | 1 |
| Cl4-BZ#40 | 0.194 | | ug/kg | 0.189 | 0.095 | 1 |
| Cl3-BZ#37 | 1.10 | | ug/kg | 0.189 | 0.095 | 1 |
| Cl5-BZ#100 | 0.213 | | ug/kg | 0.189 | 0.095 | 1 |
| Cl5-BZ#94 | ND | | ug/kg | 0.189 | 0.095 | 1 |
| Cl4-BZ#57 | 0.119 | J | ug/kg | 0.189 | 0.095 | 1 |
| Cl4-BZ#67/#58 | 0.379 | | ug/kg | 0.378 | 0.189 | 1 |

**Project Name:** NEW BEDFORD HARBOR-LTM **Lab Number:** L2041179

**Project Number:** 60597627 **Report Date:** 10/20/20

## SAMPLE RESULTS

Lab ID: L2041179-08 Date Collected: 09/28/20 11:03

Client ID: S-311-20FSP20-01 Date Received: 09/29/20

Sample Location: NEW BEDFORD, MA Field Prep: Not Specified

Sample Depth:

| Parameter | Result | Qualifier | Units | RL | MDL | Dilution Factor |
|---|---|---|---|---|---|---|
| PCB Congeners/Homologs - Mansfield Lab | | | | | | |
| Cl5-BZ#102 | 0.202 | | ug/kg | 0.189 | 0.095 | 1 |
| Cl4-BZ#61 | ND | | ug/kg | 0.189 | 0.095 | 1 |
| Cl5-BZ#98 | ND | | ug/kg | 0.189 | 0.095 | 1 |
| Cl4-BZ#76 | ND | | ug/kg | 0.189 | 0.095 | 1 |
| Cl5-BZ#93 | ND | | ug/kg | 0.189 | 0.095 | 1 |
| Cl4-BZ#63 | 0.196 | | ug/kg | 0.189 | 0.095 | 1 |
| Cl5-BZ#121/#95/#88 | 2.54 | | ug/kg | 0.567 | 0.283 | 1 |
| Cl4-BZ#74 | 1.53 | | ug/kg | 0.189 | 0.095 | 1 |
| Cl6-BZ#155 | ND | | ug/kg | 0.189 | 0.095 | 1 |
| Cl4-BZ#70 | 3.00 | | ug/kg | 0.189 | 0.095 | 1 |
| Cl5-BZ#91 | 1.23 | | ug/kg | 0.189 | 0.095 | 1 |
| Cl4-BZ#66 | 3.93 | | ug/kg | 0.189 | 0.095 | 1 |
| Cl4-BZ#80 | ND | | ug/kg | 0.189 | 0.095 | 1 |
| Cl4-BZ#55 | ND | | ug/kg | 0.189 | 0.095 | 1 |
| Cl5-BZ#92 | 1.20 | | ug/kg | 0.189 | 0.095 | 1 |
| Cl5-BZ#89/#84 | 0.923 | | ug/kg | 0.378 | 0.189 | 1 |
| Cl5-BZ#101/#90 | 5.47 | | ug/kg | 0.378 | 0.189 | 1 |
| Cl4-BZ#56 | 1.00 | | ug/kg | 0.189 | 0.095 | 1 |
| Cl5-BZ#113 | ND | | ug/kg | 0.189 | 0.095 | 1 |
| Cl5-BZ#99 | 4.49 | | ug/kg | 0.189 | 0.095 | 1 |
| Cl6-BZ#150 | ND | | ug/kg | 0.189 | 0.095 | 1 |
| Cl4-BZ#60 | 0.507 | | ug/kg | 0.189 | 0.095 | 1 |
| Cl6-BZ#152 | ND | | ug/kg | 0.189 | 0.095 | 1 |
| Cl5-BZ#119 | 0.400 | | ug/kg | 0.189 | 0.095 | 1 |
| Cl5-BZ#83/#125/#112 | ND | | ug/kg | 0.567 | 0.283 | 1 |
| Cl5-BZ#86/#109 | ND | | ug/kg | 0.378 | 0.189 | 1 |
| Cl6-BZ#145 | ND | | ug/kg | 0.189 | 0.095 | 1 |
| Cl5-BZ#97 | 1.85 | | ug/kg | 0.189 | 0.095 | 1 |
| Cl6-BZ#148 | ND | | ug/kg | 0.189 | 0.095 | 1 |
| Cl4-BZ#79 | ND | | ug/kg | 0.189 | 0.095 | 1 |
| Cl5-BZ#116 | ND | | ug/kg | 0.189 | 0.095 | 1 |
| Cl6-BZ#154-Cal | 0.230 | | ug/kg | 0.189 | 0.095 | 1 |
| Cl4-BZ#78 | ND | | ug/kg | 0.189 | 0.095 | 1 |
| Cl5-BZ#87/#111 | 0.965 | | ug/kg | 0.378 | 0.189 | 1 |
| Cl6-BZ#136 | 0.528 | | ug/kg | 0.189 | 0.095 | 1 |
| Cl5-BZ#117 | 0.216 | | ug/kg | 0.189 | 0.095 | 1 |
| Cl5-BZ#115 | ND | | ug/kg | 0.189 | 0.095 | 1 |

**Project Name:** NEW BEDFORD HARBOR-LTM **Lab Number:** L2041179

**Project Number:** 60597627 **Report Date:** 10/20/20

## SAMPLE RESULTS

Lab ID: L2041179-08 Date Collected: 09/28/20 11:03

Client ID: S-311-20FSP20-01 Date Received: 09/29/20

Sample Location: NEW BEDFORD, MA Field Prep: Not Specified

Sample Depth:

| Parameter | Result | Qualifier | Units | RL | MDL | Dilution Factor |
|---|---|---|---|---|---|---|
| PCB Congeners/Homologs - Mansfield Lab | | | | | | |
| Cl5-BZ#85 | 0.773 | | ug/kg | 0.189 | 0.095 | 1 |
| Cl5-BZ#120 | 0.130 | J | ug/kg | 0.189 | 0.095 | 1 |
| Cl5-BZ#110 | 6.03 | | ug/kg | 0.189 | 0.095 | 1 |
| Cl4-BZ#81 | ND | | ug/kg | 0.189 | 0.095 | 1 |
| Cl6-BZ#151 | 0.663 | | ug/kg | 0.189 | 0.095 | 1 |
| Cl6-BZ#135 | 0.679 | | ug/kg | 0.189 | 0.095 | 1 |
| Cl5-BZ#82 | 0.275 | | ug/kg | 0.189 | 0.095 | 1 |
| Cl6-BZ#144 | 0.106 | J | ug/kg | 0.189 | 0.095 | 1 |
| Cl6-BZ#147/#149 | 4.15 | | ug/kg | 0.378 | 0.189 | 1 |
| Cl4-BZ#77 | 0.631 | | ug/kg | 0.189 | 0.095 | 1 |
| Cl6-BZ#143/#139 | ND | | ug/kg | 0.378 | 0.189 | 1 |
| Cl5-BZ#124 | 0.206 | | ug/kg | 0.189 | 0.095 | 1 |
| Cl6-BZ#140 | ND | | ug/kg | 0.189 | 0.095 | 1 |
| Cl5-BZ#108 | ND | | ug/kg | 0.189 | 0.095 | 1 |
| Cl5-BZ#107/#123 | 0.792 | | ug/kg | 0.378 | 0.189 | 1 |
| Cl7-BZ#188-Cal/RTW | ND | | ug/kg | 0.189 | 0.095 | 1 |
| Cl6-BZ#134 | 0.340 | | ug/kg | 0.189 | 0.095 | 1 |
| Cl5-BZ#106 | ND | | ug/kg | 0.189 | 0.095 | 1 |
| Cl6-BZ#133 | 0.154 | J | ug/kg | 0.189 | 0.095 | 1 |
| Cl6-BZ#142 | ND | | ug/kg | 0.189 | 0.095 | 1 |
| Cl5-BZ#118 | 7.64 | | ug/kg | 0.189 | 0.095 | 1 |
| Cl6-BZ#131 | ND | | ug/kg | 0.189 | 0.095 | 1 |
| Cl7-BZ#184 | ND | | ug/kg | 0.189 | 0.095 | 1 |
| Cl6-BZ#165 | ND | | ug/kg | 0.189 | 0.095 | 1 |
| Cl6-BZ#146 | 1.17 | | ug/kg | 0.189 | 0.095 | 1 |
| Cl6-BZ#161 | ND | | ug/kg | 0.189 | 0.095 | 1 |
| Cl5-BZ#122 | ND | | ug/kg | 0.189 | 0.095 | 1 |
| Cl6-BZ#168 | ND | | ug/kg | 0.189 | 0.095 | 1 |
| Cl5-BZ#114 | 0.230 | | ug/kg | 0.189 | 0.095 | 1 |
| Cl6-BZ#153 | 6.15 | | ug/kg | 0.189 | 0.095 | 1 |
| Cl6-BZ#132 | 1.37 | | ug/kg | 0.189 | 0.095 | 1 |
| Cl7-BZ#179 | 0.170 | J | ug/kg | 0.189 | 0.095 | 1 |
| Cl6-BZ#141 | 0.324 | | ug/kg | 0.189 | 0.095 | 1 |
| Cl7-BZ#176 | ND | | ug/kg | 0.189 | 0.095 | 1 |
| Cl5-BZ#105 | 1.65 | | ug/kg | 0.189 | 0.095 | 1 |
| Cl6-BZ#137 | 0.304 | | ug/kg | 0.189 | 0.095 | 1 |
| Cl5-BZ#127 | ND | | ug/kg | 0.189 | 0.095 | 1 |

**Project Name:** NEW BEDFORD HARBOR-LTM **Lab Number:** L2041179

**Project Number:** 60597627 **Report Date:** 10/20/20

## SAMPLE RESULTS

Lab ID: L2041179-08 Date Collected: 09/28/20 11:03

Client ID: S-311-20FSP20-01 Date Received: 09/29/20

Sample Location: NEW BEDFORD, MA Field Prep: Not Specified

Sample Depth:

| Parameter | Result | Qualifier | Units | RL | MDL | Dilution Factor |
|---|---|---|---|---|---|---|
| PCB Congeners/Homologs - Mansfield Lab | | | | | | |
| Cl7-BZ#186 | ND | | ug/kg | 0.189 | 0.095 | 1 |
| Cl6-BZ#130/#164 | 0.841 | | ug/kg | 0.378 | 0.189 | 1 |
| Cl7-BZ#178 | 0.184 | J | ug/kg | 0.189 | 0.095 | 1 |
| Cl6-BZ#138 | 3.70 | | ug/kg | 0.189 | 0.095 | 1 |
| Cl6-BZ#163/#160 | 1.74 | | ug/kg | 0.378 | 0.189 | 1 |
| Cl6-BZ#129/#158 | 0.575 | | ug/kg | 0.378 | 0.189 | 1 |
| Cl7-BZ#182/#175 | ND | | ug/kg | 0.378 | 0.189 | 1 |
| Cl7-BZ#187 | 0.777 | | ug/kg | 0.189 | 0.095 | 1 |
| Cl7-BZ#183 | 0.331 | | ug/kg | 0.189 | 0.095 | 1 |
| Cl6-BZ#166 | ND | | ug/kg | 0.189 | 0.095 | 1 |
| Cl6-BZ#159 | ND | | ug/kg | 0.189 | 0.095 | 1 |
| Cl5-BZ#126 | ND | | ug/kg | 0.189 | 0.095 | 1 |
| Cl7-BZ#185 | ND | | ug/kg | 0.189 | 0.095 | 1 |
| Cl6-BZ#162 | ND | | ug/kg | 0.189 | 0.095 | 1 |
| Cl7-BZ#174 | 0.323 | | ug/kg | 0.189 | 0.095 | 1 |
| Cl6-BZ#128 | 1.25 | | ug/kg | 0.189 | 0.095 | 1 |
| Cl8-BZ#202 | ND | | ug/kg | 0.189 | 0.095 | 1 |
| Cl6-BZ#167 | 0.368 | | ug/kg | 0.189 | 0.095 | 1 |
| Cl7-BZ#181 | ND | | ug/kg | 0.189 | 0.095 | 1 |
| Cl7-BZ#177 | 0.349 | | ug/kg | 0.189 | 0.095 | 1 |
| Cl8-BZ#204/#200-CAL | ND | | ug/kg | 0.378 | 0.189 | 1 |
| Cl7-BZ#171 | 0.192 | | ug/kg | 0.189 | 0.095 | 1 |
| Cl7-BZ#173 | ND | | ug/kg | 0.189 | 0.095 | 1 |
| Cl8-BZ#197 | ND | | ug/kg | 0.189 | 0.095 | 1 |
| Cl7-BZ#172 | 0.157 | J | ug/kg | 0.189 | 0.095 | 1 |
| Cl7-BZ#192 | ND | | ug/kg | 0.189 | 0.095 | 1 |
| Cl6-BZ#156 | 0.706 | | ug/kg | 0.189 | 0.095 | 1 |
| Cl6-BZ#157 | 0.195 | | ug/kg | 0.189 | 0.095 | 1 |
| Cl7-BZ#180 | 0.691 | | ug/kg | 0.189 | 0.095 | 1 |
| Cl7-BZ#193 | ND | | ug/kg | 0.189 | 0.095 | 1 |
| Cl8-BZ#199 | ND | | ug/kg | 0.189 | 0.095 | 1 |
| Cl7-BZ#191 | ND | | ug/kg | 0.189 | 0.095 | 1 |
| Cl8-BZ#198 | ND | | ug/kg | 0.189 | 0.095 | 1 |
| Cl8-BZ#201 | 0.294 | | ug/kg | 0.189 | 0.095 | 1 |
| Cl7-BZ#170 | 0.665 | | ug/kg | 0.189 | 0.095 | 1 |
| Cl7-BZ#190 | 0.098 | J | ug/kg | 0.189 | 0.095 | 1 |
| Cl8-BZ#196 | ND | | ug/kg | 0.189 | 0.095 | 1 |

**Project Name:** NEW BEDFORD HARBOR-LTM **Lab Number:** L2041179

**Project Number:** 60597627 **Report Date:** 10/20/20

## SAMPLE RESULTS

Lab ID: L2041179-08 Date Collected: 09/28/20 11:03

Client ID: S-311-20FSP20-01 Date Received: 09/29/20

Sample Location: NEW BEDFORD, MA Field Prep: Not Specified

Sample Depth:

| Parameter | Result | Qualifier | Units | RL | MDL | Dilution Factor |
|---|---|---|---|---|---|---|
| PCB Congeners/Homologs - Mansfield Lab | | | | | | |
| Cl8-BZ#203 | ND | | ug/kg | 0.189 | 0.095 | 1 |
| Cl6-BZ#169 | ND | | ug/kg | 0.189 | 0.095 | 1 |
| Cl9-BZ#208 | ND | | ug/kg | 0.189 | 0.095 | 1 |
| Cl9-BZ#207 | ND | | ug/kg | 0.189 | 0.095 | 1 |
| Cl7-BZ#189 | ND | | ug/kg | 0.189 | 0.095 | 1 |
| Cl8-BZ#195 | ND | | ug/kg | 0.189 | 0.095 | 1 |
| Cl8-BZ#194 | ND | | ug/kg | 0.189 | 0.095 | 1 |
| Cl8-BZ#205 | ND | | ug/kg | 0.189 | 0.095 | 1 |
| Cl9-BZ#206-Cal/RTW | ND | | ug/kg | 0.189 | 0.095 | 1 |
| Cl10-BZ#209-Cal/RTW | ND | | ug/kg | 0.189 | 0.095 | 1 |
| Monochlorobiphenyls | 0.105 | J | ug/kg | 0.189 | 0.095 | 1 |
| Dichlorobiphenyls | 3.70 | | ug/kg | 0.189 | 0.095 | 1 |
| Trichlorobiphenyls | 16.3 | | ug/kg | 0.189 | 0.095 | 1 |
| Tetrachlorobiphenyls | 28.1 | | ug/kg | 0.189 | 0.095 | 1 |
| Pentachlorobiphenyls | 37.6 | | ug/kg | 0.189 | 0.095 | 1 |
| Hexachlorobiphenyls | 25.5 | | ug/kg | 0.189 | 0.095 | 1 |
| Heptachlorobiphenyls | 3.94 | | ug/kg | 0.189 | 0.095 | 1 |
| Octachlorobiphenyls | 0.294 | | ug/kg | 0.189 | 0.095 | 1 |
| Nonachlorobiphenyls | ND | | ug/kg | 0.189 | 0.095 | 1 |
| Decachlorobiphenyl | ND | | ug/kg | 0.189 | 0.095 | 1 |
| Total PCB | 116 | | ug/kg | 0.189 | NA | 1 |

| Surrogate | % Recovery | Qualifier | Acceptance Criteria |
|---|---|---|---|
| Cl3-BZ#19-C13 (surr) | 75 | | 50-125 |
| Cl8-BZ#202-C13 (surr) | 86 | | 50-125 |

**Project Name:** NEW BEDFORD HARBOR-LTM **Lab Number:** L2041179

**Project Number:** 60597627 **Report Date:** 10/20/20

## SAMPLE RESULTS

Lab ID: L2041179-09
Client ID: S-317-20FSP20-01
Sample Location: NEW BEDFORD, MA

Date Collected: 09/28/20 13:54
Date Received: 09/29/20
Field Prep: Not Specified

Sample Depth:
Matrix: Sediment
Analytical Method: 105,8270D-SIM/680(M)
Analytical Date: 10/16/20 02:13
Analyst: SV
Percent Solids: 96%

Extraction Method: EPA 3570
Extraction Date: 10/02/20 16:30
Cleanup Method: EPA 3630
Cleanup Date: 10/12/20

| Parameter | Result | Qualifier | Units | RL | MDL | Dilution Factor |
|---|---|---|---|---|---|---|
| PCB Congeners/Homologs - Mansfield Lab | | | | | | |
| Cl1-BZ#1-Cal/RTW | 0.654 | | ug/kg | 0.191 | 0.096 | 1 |
| Cl1-BZ#2 | 0.283 | | ug/kg | 0.191 | 0.096 | 1 |
| Cl1-BZ#3 | 0.463 | | ug/kg | 0.191 | 0.096 | 1 |
| Cl2-BZ#4/#10 | 1.54 | | ug/kg | 0.383 | 0.191 | 1 |
| Cl2-BZ#9 | 0.515 | | ug/kg | 0.191 | 0.096 | 1 |
| Cl2-BZ#7 | 0.514 | | ug/kg | 0.191 | 0.096 | 1 |
| Cl2-BZ#6 | 4.42 | | ug/kg | 0.191 | 0.096 | 1 |
| Cl2-BZ#5 | 0.183 | J | ug/kg | 0.191 | 0.096 | 1 |
| Cl2-BZ#8 | 9.02 | | ug/kg | 0.191 | 0.096 | 1 |
| Cl3-BZ#19 | 0.681 | | ug/kg | 0.191 | 0.096 | 1 |
| Cl2-BZ#14 | ND | | ug/kg | 0.191 | 0.096 | 1 |
| Cl3-BZ#30 | ND | | ug/kg | 0.191 | 0.096 | 1 |
| Cl3-BZ#18 | 9.58 | | ug/kg | 0.191 | 0.096 | 1 |
| Cl2-BZ#11 | 2.90 | | ug/kg | 0.191 | 0.096 | 1 |
| Cl3-BZ#17 | 5.22 | | ug/kg | 0.191 | 0.096 | 1 |
| Cl2-BZ#12 | 0.475 | | ug/kg | 0.191 | 0.096 | 1 |
| Cl3-BZ#27 | 1.24 | | ug/kg | 0.191 | 0.096 | 1 |
| Cl2-BZ#13 | 2.73 | | ug/kg | 0.383 | 0.191 | 1 |
| Cl3-BZ#24 | 0.171 | J | ug/kg | 0.191 | 0.096 | 1 |
| Cl3-BZ#16 | 2.90 | | ug/kg | 0.191 | 0.096 | 1 |
| Cl3-BZ#32 | 3.69 | | ug/kg | 0.191 | 0.096 | 1 |
| Cl2-BZ#15 | 10.2 | | ug/kg | 0.191 | 0.096 | 1 |
| Cl3-BZ#34 | 0.273 | | ug/kg | 0.191 | 0.096 | 1 |
| Cl3-BZ#23 | ND | | ug/kg | 0.191 | 0.096 | 1 |
| Cl4-BZ#54 | ND | | ug/kg | 0.191 | 0.096 | 1 |
| Cl3-BZ#29-Cal | 0.163 | J | ug/kg | 0.191 | 0.096 | 1 |
| Cl4-BZ#50-Cal | ND | | ug/kg | 0.191 | 0.096 | 1 |
| Cl3-BZ#26 | 17.8 | | ug/kg | 0.191 | 0.096 | 1 |

**Project Name:** NEW BEDFORD HARBOR-LTM **Lab Number:** L2041179

**Project Number:** 60597627 **Report Date:** 10/20/20

## SAMPLE RESULTS

Lab ID: L2041179-09 Date Collected: 09/28/20 13:54

Client ID: S-317-20FSP20-01 Date Received: 09/29/20

Sample Location: NEW BEDFORD, MA Field Prep: Not Specified

Sample Depth:

| Parameter | Result | Qualifier | Units | RL | MDL | Dilution Factor |
|---|---|---|---|---|---|---|
| PCB Congeners/Homologs - Mansfield Lab | | | | | | |
| Cl3-BZ#25 | 10.4 | | ug/kg | 0.191 | 0.096 | 1 |
| Cl4-BZ#53 | 2.90 | | ug/kg | 0.191 | 0.096 | 1 |
| Cl3-BZ#-31 | 28.8 | | ug/kg | 0.191 | 0.096 | 1 |
| Cl3-BZ#28 | 36.4 | | ug/kg | 0.191 | 0.096 | 1 |
| Cl3-BZ#33 | 9.20 | | ug/kg | 0.191 | 0.096 | 1 |
| Cl4-BZ#51 | 1.19 | | ug/kg | 0.191 | 0.096 | 1 |
| Cl3-BZ#21/#20 | 1.64 | | ug/kg | 0.383 | 0.191 | 1 |
| Cl4-BZ#45 | 2.20 | | ug/kg | 0.191 | 0.096 | 1 |
| Cl3-BZ#22 | 8.04 | | ug/kg | 0.191 | 0.096 | 1 |
| Cl4-BZ#73/#46 | 1.03 | | ug/kg | 0.383 | 0.191 | 1 |
| Cl4-BZ#69 | ND | | ug/kg | 0.191 | 0.096 | 1 |
| Cl4-BZ#43 | 0.436 | | ug/kg | 0.191 | 0.096 | 1 |
| Cl3-BZ#36 | 0.262 | | ug/kg | 0.191 | 0.096 | 1 |
| Cl4-BZ#52 | 35.4 | | ug/kg | 0.191 | 0.096 | 1 |
| Cl4-BZ#48 | 2.23 | | ug/kg | 0.191 | 0.096 | 1 |
| Cl4-BZ#49 | 32.7 | | ug/kg | 0.191 | 0.096 | 1 |
| Cl5-BZ#104 | ND | | ug/kg | 0.191 | 0.096 | 1 |
| Cl4-BZ#47 | 11.4 | | ug/kg | 0.191 | 0.096 | 1 |
| Cl4-BZ#65/#75/#62 | 0.869 | | ug/kg | 0.574 | 0.287 | 1 |
| Cl3-BZ#39 | ND | | ug/kg | 0.191 | 0.096 | 1 |
| Cl3-BZ#38 | ND | | ug/kg | 0.191 | 0.096 | 1 |
| Cl4-BZ#44 | 16.6 | | ug/kg | 0.191 | 0.096 | 1 |
| Cl4-BZ#59 | 2.48 | | ug/kg | 0.191 | 0.096 | 1 |
| Cl4-BZ#42 | 6.93 | | ug/kg | 0.191 | 0.096 | 1 |
| Cl4-BZ#71 | 5.89 | | ug/kg | 0.191 | 0.096 | 1 |
| Cl3-BZ#35 | 0.955 | | ug/kg | 0.191 | 0.096 | 1 |
| Cl4-BZ#41 | 0.910 | | ug/kg | 0.191 | 0.096 | 1 |
| Cl4-BZ#72 | 1.66 | | ug/kg | 0.191 | 0.096 | 1 |
| Cl5-BZ#96 | 0.310 | | ug/kg | 0.191 | 0.096 | 1 |
| Cl5-BZ#103 | 0.846 | | ug/kg | 0.191 | 0.096 | 1 |
| Cl4-BZ#68/#64 | 10.9 | | ug/kg | 0.383 | 0.191 | 1 |
| Cl4-BZ#40 | 2.78 | | ug/kg | 0.191 | 0.096 | 1 |
| Cl3-BZ#37 | 9.86 | | ug/kg | 0.191 | 0.096 | 1 |
| Cl5-BZ#100 | 1.01 | | ug/kg | 0.191 | 0.096 | 1 |
| Cl5-BZ#94 | ND | | ug/kg | 0.191 | 0.096 | 1 |
| Cl4-BZ#57 | 1.09 | | ug/kg | 0.191 | 0.096 | 1 |
| Cl4-BZ#67/#58 | 3.57 | | ug/kg | 0.383 | 0.191 | 1 |

**Project Name:** NEW BEDFORD HARBOR-LTM **Lab Number:** L2041179

**Project Number:** 60597627 **Report Date:** 10/20/20

## SAMPLE RESULTS

Lab ID: L2041179-09 Date Collected: 09/28/20 13:54

Client ID: S-317-20FSP20-01 Date Received: 09/29/20

Sample Location: NEW BEDFORD, MA Field Prep: Not Specified

Sample Depth:

| Parameter | Result | Qualifier | Units | RL | MDL | Dilution Factor |
|---|---|---|---|---|---|---|
| PCB Congeners/Homologs - Mansfield Lab | | | | | | |
| Cl5-BZ#102 | 1.58 | | ug/kg | 0.191 | 0.096 | 1 |
| Cl4-BZ#61 | ND | | ug/kg | 0.191 | 0.096 | 1 |
| Cl5-BZ#98 | ND | | ug/kg | 0.191 | 0.096 | 1 |
| Cl4-BZ#76 | ND | | ug/kg | 0.191 | 0.096 | 1 |
| Cl5-BZ#93 | ND | | ug/kg | 0.191 | 0.096 | 1 |
| Cl4-BZ#63 | 1.84 | | ug/kg | 0.191 | 0.096 | 1 |
| Cl5-BZ#121/#95/#88 | 21.6 | | ug/kg | 0.574 | 0.287 | 1 |
| Cl4-BZ#74 | 14.1 | | ug/kg | 0.191 | 0.096 | 1 |
| Cl6-BZ#155 | ND | | ug/kg | 0.191 | 0.096 | 1 |
| Cl4-BZ#70 | 28.1 | | ug/kg | 0.191 | 0.096 | 1 |
| Cl5-BZ#91 | 9.14 | | ug/kg | 0.191 | 0.096 | 1 |
| Cl4-BZ#66 | 31.9 | | ug/kg | 0.191 | 0.096 | 1 |
| Cl4-BZ#80 | ND | | ug/kg | 0.191 | 0.096 | 1 |
| Cl4-BZ#55 | ND | | ug/kg | 0.191 | 0.096 | 1 |
| Cl5-BZ#92 | 10.9 | | ug/kg | 0.191 | 0.096 | 1 |
| Cl5-BZ#89/#84 | 9.11 | | ug/kg | 0.383 | 0.191 | 1 |
| Cl5-BZ#101/#90 | 50.0 | | ug/kg | 0.383 | 0.191 | 1 |
| Cl4-BZ#56 | 9.55 | | ug/kg | 0.191 | 0.096 | 1 |
| Cl5-BZ#113 | 0.759 | | ug/kg | 0.191 | 0.096 | 1 |
| Cl5-BZ#99 | 33.3 | | ug/kg | 0.191 | 0.096 | 1 |
| Cl6-BZ#150 | 0.222 | | ug/kg | 0.191 | 0.096 | 1 |
| Cl4-BZ#60 | 4.88 | | ug/kg | 0.191 | 0.096 | 1 |
| Cl6-BZ#152 | ND | | ug/kg | 0.191 | 0.096 | 1 |
| Cl5-BZ#119 | 2.98 | | ug/kg | 0.191 | 0.096 | 1 |
| Cl5-BZ#83/#125/#112 | 2.63 | | ug/kg | 0.574 | 0.287 | 1 |
| Cl5-BZ#86/#109 | ND | | ug/kg | 0.383 | 0.191 | 1 |
| Cl6-BZ#145 | ND | | ug/kg | 0.191 | 0.096 | 1 |
| Cl5-BZ#97 | 16.3 | | ug/kg | 0.191 | 0.096 | 1 |
| Cl6-BZ#148 | ND | | ug/kg | 0.191 | 0.096 | 1 |
| Cl4-BZ#79 | ND | | ug/kg | 0.191 | 0.096 | 1 |
| Cl5-BZ#116 | ND | | ug/kg | 0.191 | 0.096 | 1 |
| Cl6-BZ#154-Cal | 1.33 | | ug/kg | 0.191 | 0.096 | 1 |
| Cl4-BZ#78 | ND | | ug/kg | 0.191 | 0.096 | 1 |
| Cl5-BZ#87/#111 | 11.3 | | ug/kg | 0.383 | 0.191 | 1 |
| Cl6-BZ#136 | 4.30 | | ug/kg | 0.191 | 0.096 | 1 |
| Cl5-BZ#117 | 1.73 | | ug/kg | 0.191 | 0.096 | 1 |
| Cl5-BZ#115 | 0.653 | | ug/kg | 0.191 | 0.096 | 1 |

**Project Name:** NEW BEDFORD HARBOR-LTM **Lab Number:** L2041179

**Project Number:** 60597627 **Report Date:** 10/20/20

## SAMPLE RESULTS

Lab ID: L2041179-09 Date Collected: 09/28/20 13:54

Client ID: S-317-20FSP20-01 Date Received: 09/29/20

Sample Location: NEW BEDFORD, MA Field Prep: Not Specified

Sample Depth:

| Parameter | Result | Qualifier | Units | RL | MDL | Dilution Factor |
|---|---|---|---|---|---|---|
| PCB Congeners/Homologs - Mansfield Lab | | | | | | |
| Cl5-BZ#85 | 8.74 | | ug/kg | 0.191 | 0.096 | 1 |
| Cl5-BZ#120 | 0.900 | | ug/kg | 0.191 | 0.096 | 1 |
| Cl5-BZ#110 | 57.6 | | ug/kg | 0.191 | 0.096 | 1 |
| Cl4-BZ#81 | ND | | ug/kg | 0.191 | 0.096 | 1 |
| Cl6-BZ#151 | 6.02 | | ug/kg | 0.191 | 0.096 | 1 |
| Cl6-BZ#135 | 5.42 | | ug/kg | 0.191 | 0.096 | 1 |
| Cl5-BZ#82 | 3.57 | | ug/kg | 0.191 | 0.096 | 1 |
| Cl6-BZ#144 | 1.18 | | ug/kg | 0.191 | 0.096 | 1 |
| Cl6-BZ#147/#149 | 37.9 | | ug/kg | 0.383 | 0.191 | 1 |
| Cl4-BZ#77 | 4.95 | | ug/kg | 0.191 | 0.096 | 1 |
| Cl6-BZ#143/#139 | 0.982 | | ug/kg | 0.383 | 0.191 | 1 |
| Cl5-BZ#124 | 1.56 | | ug/kg | 0.191 | 0.096 | 1 |
| Cl6-BZ#140 | 0.296 | | ug/kg | 0.191 | 0.096 | 1 |
| Cl5-BZ#108 | ND | | ug/kg | 0.191 | 0.096 | 1 |
| Cl5-BZ#107/#123 | 6.50 | | ug/kg | 0.383 | 0.191 | 1 |
| Cl7-BZ#188-Cal/RTW | ND | | ug/kg | 0.191 | 0.096 | 1 |
| Cl6-BZ#134 | 2.85 | | ug/kg | 0.191 | 0.096 | 1 |
| Cl5-BZ#106 | ND | | ug/kg | 0.191 | 0.096 | 1 |
| Cl6-BZ#133 | 0.973 | | ug/kg | 0.191 | 0.096 | 1 |
| Cl6-BZ#142 | ND | | ug/kg | 0.191 | 0.096 | 1 |
| Cl5-BZ#118 | 68.6 | | ug/kg | 0.191 | 0.096 | 1 |
| Cl6-BZ#131 | 0.669 | | ug/kg | 0.191 | 0.096 | 1 |
| Cl7-BZ#184 | ND | | ug/kg | 0.191 | 0.096 | 1 |
| Cl6-BZ#165 | ND | | ug/kg | 0.191 | 0.096 | 1 |
| Cl6-BZ#146 | 9.48 | | ug/kg | 0.191 | 0.096 | 1 |
| Cl6-BZ#161 | ND | | ug/kg | 0.191 | 0.096 | 1 |
| Cl5-BZ#122 | 0.435 | | ug/kg | 0.191 | 0.096 | 1 |
| Cl6-BZ#168 | ND | | ug/kg | 0.191 | 0.096 | 1 |
| Cl5-BZ#114 | 1.99 | | ug/kg | 0.191 | 0.096 | 1 |
| Cl6-BZ#153 | 50.3 | | ug/kg | 0.191 | 0.096 | 1 |
| Cl6-BZ#132 | 15.5 | | ug/kg | 0.191 | 0.096 | 1 |
| Cl7-BZ#179 | 1.74 | | ug/kg | 0.191 | 0.096 | 1 |
| Cl6-BZ#141 | 4.26 | | ug/kg | 0.191 | 0.096 | 1 |
| Cl7-BZ#176 | 0.648 | | ug/kg | 0.191 | 0.096 | 1 |
| Cl5-BZ#105 | 19.1 | | ug/kg | 0.191 | 0.096 | 1 |
| Cl6-BZ#137 | 2.76 | | ug/kg | 0.191 | 0.096 | 1 |
| Cl5-BZ#127 | ND | | ug/kg | 0.191 | 0.096 | 1 |

**Project Name:** NEW BEDFORD HARBOR-LTM **Lab Number:** L2041179

**Project Number:** 60597627 **Report Date:** 10/20/20

## SAMPLE RESULTS

Lab ID: L2041179-09 Date Collected: 09/28/20 13:54

Client ID: S-317-20FSP20-01 Date Received: 09/29/20

Sample Location: NEW BEDFORD, MA Field Prep: Not Specified

Sample Depth:

| Parameter | Result | Qualifier | Units | RL | MDL | Dilution Factor |
|---|---|---|---|---|---|---|
| PCB Congeners/Homologs - Mansfield Lab | | | | | | |
| Cl7-BZ#186 | ND | | ug/kg | 0.191 | 0.096 | 1 |
| Cl6-BZ#130/#164 | 8.57 | | ug/kg | 0.383 | 0.191 | 1 |
| Cl7-BZ#178 | 1.25 | | ug/kg | 0.191 | 0.096 | 1 |
| Cl6-BZ#138 | 38.6 | | ug/kg | 0.191 | 0.096 | 1 |
| Cl6-BZ#163/#160 | 15.0 | | ug/kg | 0.383 | 0.191 | 1 |
| Cl6-BZ#129/#158 | 8.28 | | ug/kg | 0.383 | 0.191 | 1 |
| Cl7-BZ#182/#175 | 0.353 | J | ug/kg | 0.383 | 0.191 | 1 |
| Cl7-BZ#187 | 6.32 | | ug/kg | 0.191 | 0.096 | 1 |
| Cl7-BZ#183 | 2.97 | | ug/kg | 0.191 | 0.096 | 1 |
| Cl6-BZ#166 | 0.216 | | ug/kg | 0.191 | 0.096 | 1 |
| Cl6-BZ#159 | ND | | ug/kg | 0.191 | 0.096 | 1 |
| Cl5-BZ#126 | 0.455 | | ug/kg | 0.191 | 0.096 | 1 |
| Cl7-BZ#185 | 0.281 | | ug/kg | 0.191 | 0.096 | 1 |
| Cl6-BZ#162 | 0.354 | | ug/kg | 0.191 | 0.096 | 1 |
| Cl7-BZ#174 | 3.00 | | ug/kg | 0.191 | 0.096 | 1 |
| Cl6-BZ#128 | 12.6 | | ug/kg | 0.191 | 0.096 | 1 |
| Cl8-BZ#202 | 0.474 | | ug/kg | 0.191 | 0.096 | 1 |
| Cl6-BZ#167 | 2.84 | | ug/kg | 0.191 | 0.096 | 1 |
| Cl7-BZ#181 | 0.205 | | ug/kg | 0.191 | 0.096 | 1 |
| Cl7-BZ#177 | 3.07 | | ug/kg | 0.191 | 0.096 | 1 |
| Cl8-BZ#204/#200-CAL | 0.323 | J | ug/kg | 0.383 | 0.191 | 1 |
| Cl7-BZ#171 | 1.85 | | ug/kg | 0.191 | 0.096 | 1 |
| Cl7-BZ#173 | ND | | ug/kg | 0.191 | 0.096 | 1 |
| Cl8-BZ#197 | 0.126 | J | ug/kg | 0.191 | 0.096 | 1 |
| Cl7-BZ#172 | 1.17 | | ug/kg | 0.191 | 0.096 | 1 |
| Cl7-BZ#192 | ND | | ug/kg | 0.191 | 0.096 | 1 |
| Cl6-BZ#156 | 7.08 | | ug/kg | 0.191 | 0.096 | 1 |
| Cl6-BZ#157 | 2.03 | | ug/kg | 0.191 | 0.096 | 1 |
| Cl7-BZ#180 | 7.84 | | ug/kg | 0.191 | 0.096 | 1 |
| Cl7-BZ#193 | 0.634 | | ug/kg | 0.191 | 0.096 | 1 |
| Cl8-BZ#199 | 0.202 | | ug/kg | 0.191 | 0.096 | 1 |
| Cl7-BZ#191 | 0.301 | | ug/kg | 0.191 | 0.096 | 1 |
| Cl8-BZ#198 | ND | | ug/kg | 0.191 | 0.096 | 1 |
| Cl8-BZ#201 | 1.70 | | ug/kg | 0.191 | 0.096 | 1 |
| Cl7-BZ#170 | 6.77 | | ug/kg | 0.191 | 0.096 | 1 |
| Cl7-BZ#190 | 0.958 | | ug/kg | 0.191 | 0.096 | 1 |
| Cl8-BZ#196 | 1.05 | | ug/kg | 0.191 | 0.096 | 1 |

**Project Name:** NEW BEDFORD HARBOR-LTM **Lab Number:** L2041179

**Project Number:** 60597627 **Report Date:** 10/20/20

## SAMPLE RESULTS

Lab ID: L2041179-09 Date Collected: 09/28/20 13:54

Client ID: S-317-20FSP20-01 Date Received: 09/29/20

Sample Location: NEW BEDFORD, MA Field Prep: Not Specified

Sample Depth:

| Parameter | Result | Qualifier | Units | RL | MDL | Dilution Factor |
|---|---|---|---|---|---|---|
| PCB Congeners/Homologs - Mansfield Lab | | | | | | |
| Cl8-BZ#203 | 0.760 | | ug/kg | 0.191 | 0.096 | 1 |
| Cl6-BZ#169 | ND | | ug/kg | 0.191 | 0.096 | 1 |
| Cl9-BZ#208 | 0.334 | | ug/kg | 0.191 | 0.096 | 1 |
| Cl9-BZ#207 | 0.128 | J | ug/kg | 0.191 | 0.096 | 1 |
| Cl7-BZ#189 | 0.803 | | ug/kg | 0.191 | 0.096 | 1 |
| Cl8-BZ#195 | 0.654 | | ug/kg | 0.191 | 0.096 | 1 |
| Cl8-BZ#194 | 1.90 | | ug/kg | 0.191 | 0.096 | 1 |
| Cl8-BZ#205 | ND | | ug/kg | 0.191 | 0.096 | 1 |
| Cl9-BZ#206-Cal/RTW | 1.01 | | ug/kg | 0.191 | 0.096 | 1 |
| Cl10-BZ#209-Cal/RTW | 0.593 | | ug/kg | 0.191 | 0.096 | 1 |
| Monochlorobiphenyls | 1.40 | | ug/kg | 0.191 | 0.096 | 1 |
| Dichlorobiphenyls | 32.5 | | ug/kg | 0.191 | 0.096 | 1 |
| Trichlorobiphenyls | 147 | | ug/kg | 0.191 | 0.096 | 1 |
| Tetrachlorobiphenyls | 238 | | ug/kg | 0.191 | 0.096 | 1 |
| Pentachlorobiphenyls | 344 | | ug/kg | 0.191 | 0.096 | 1 |
| Hexachlorobiphenyls | 240 | | ug/kg | 0.191 | 0.096 | 1 |
| Heptachlorobiphenyls | 40.2 | | ug/kg | 0.191 | 0.096 | 1 |
| Octachlorobiphenyls | 7.19 | | ug/kg | 0.191 | 0.096 | 1 |
| Nonachlorobiphenyls | 1.47 | | ug/kg | 0.191 | 0.096 | 1 |
| Decachlorobiphenyl | 0.593 | | ug/kg | 0.191 | 0.096 | 1 |
| Total PCB | 1050 | | ug/kg | 0.191 | NA | 1 |

| Surrogate | % Recovery | Qualifier | Acceptance Criteria |
|---|---|---|---|
| Cl3-BZ#19-C13 (surr) | 75 | | 50-125 |
| Cl8-BZ#202-C13 (surr) | 86 | | 50-125 |

**Project Name:** NEW BEDFORD HARBOR-LTM
**Project Number:** 60597627
**Lab Number:** L2041179
**Report Date:** 10/20/20

## SAMPLE RESULTS

Lab ID: L2041179-10
Client ID: S-318-20FSP20-01
Sample Location: NEW BEDFORD, MA

Date Collected: 09/28/20 09:32
Date Received: 09/29/20
Field Prep: Not Specified

Sample Depth:
Matrix: Sediment
Analytical Method: 105,8270D-SIM/680(M)
Analytical Date: 10/16/20 03:33
Analyst: SV
Percent Solids: 100%

Extraction Method: EPA 3570
Extraction Date: 10/02/20 16:30
Cleanup Method: EPA 3630
Cleanup Date: 10/12/20

| Parameter | Result | Qualifier | Units | RL | MDL | Dilution Factor |
|---|---|---|---|---|---|---|
| PCB Congeners/Homologs - Mansfield Lab | | | | | | |
| Cl1-BZ#1-Cal/RTW | ND | | ug/kg | 0.195 | 0.097 | 1 |
| Cl1-BZ#2 | ND | | ug/kg | 0.195 | 0.097 | 1 |
| Cl1-BZ#3 | ND | | ug/kg | 0.195 | 0.097 | 1 |
| Cl2-BZ#4/#10 | ND | | ug/kg | 0.390 | 0.195 | 1 |
| Cl2-BZ#9 | ND | | ug/kg | 0.195 | 0.097 | 1 |
| Cl2-BZ#7 | ND | | ug/kg | 0.195 | 0.097 | 1 |
| Cl2-BZ#6 | 0.244 | | ug/kg | 0.195 | 0.097 | 1 |
| Cl2-BZ#5 | ND | | ug/kg | 0.195 | 0.097 | 1 |
| Cl2-BZ#8 | 0.146 | J | ug/kg | 0.195 | 0.097 | 1 |
| Cl3-BZ#19 | ND | | ug/kg | 0.195 | 0.097 | 1 |
| Cl2-BZ#14 | ND | | ug/kg | 0.195 | 0.097 | 1 |
| Cl3-BZ#30 | ND | | ug/kg | 0.195 | 0.097 | 1 |
| Cl3-BZ#18 | 0.163 | J | ug/kg | 0.195 | 0.097 | 1 |
| Cl2-BZ#11 | ND | | ug/kg | 0.195 | 0.097 | 1 |
| Cl3-BZ#17 | 0.136 | J | ug/kg | 0.195 | 0.097 | 1 |
| Cl2-BZ#12 | ND | | ug/kg | 0.195 | 0.097 | 1 |
| Cl3-BZ#27 | ND | | ug/kg | 0.195 | 0.097 | 1 |
| Cl2-BZ#13 | ND | | ug/kg | 0.390 | 0.195 | 1 |
| Cl3-BZ#24 | ND | | ug/kg | 0.195 | 0.097 | 1 |
| Cl3-BZ#16 | ND | | ug/kg | 0.195 | 0.097 | 1 |
| Cl3-BZ#32 | ND | | ug/kg | 0.195 | 0.097 | 1 |
| Cl2-BZ#15 | 0.175 | J | ug/kg | 0.195 | 0.097 | 1 |
| Cl3-BZ#34 | ND | | ug/kg | 0.195 | 0.097 | 1 |
| Cl3-BZ#23 | ND | | ug/kg | 0.195 | 0.097 | 1 |
| Cl4-BZ#54 | ND | | ug/kg | 0.195 | 0.097 | 1 |
| Cl3-BZ#29-Cal | ND | | ug/kg | 0.195 | 0.097 | 1 |
| Cl4-BZ#50-Cal | ND | | ug/kg | 0.195 | 0.097 | 1 |
| Cl3-BZ#26 | 0.219 | | ug/kg | 0.195 | 0.097 | 1 |

**Project Name:** NEW BEDFORD HARBOR-LTM **Lab Number:** L2041179

**Project Number:** 60597627 **Report Date:** 10/20/20

## SAMPLE RESULTS

Lab ID: L2041179-10 Date Collected: 09/28/20 09:32

Client ID: S-318-20FSP20-01 Date Received: 09/29/20

Sample Location: NEW BEDFORD, MA Field Prep: Not Specified

Sample Depth:

| Parameter | Result | Qualifier | Units | RL | MDL | Dilution Factor |
|---|---|---|---|---|---|---|
| PCB Congeners/Homologs - Mansfield Lab | | | | | | |
| Cl3-BZ#25 | 0.171 | J | ug/kg | 0.195 | 0.097 | 1 |
| Cl4-BZ#53 | 0.099 | J | ug/kg | 0.195 | 0.097 | 1 |
| Cl3-BZ#-31 | 0.394 | | ug/kg | 0.195 | 0.097 | 1 |
| Cl3-BZ#28 | 0.462 | | ug/kg | 0.195 | 0.097 | 1 |
| Cl3-BZ#33 | 0.128 | J | ug/kg | 0.195 | 0.097 | 1 |
| Cl4-BZ#51 | ND | | ug/kg | 0.195 | 0.097 | 1 |
| Cl3-BZ#21/#20 | ND | | ug/kg | 0.390 | 0.195 | 1 |
| Cl4-BZ#45 | ND | | ug/kg | 0.195 | 0.097 | 1 |
| Cl3-BZ#22 | 0.132 | J | ug/kg | 0.195 | 0.097 | 1 |
| Cl4-BZ#73/#46 | ND | | ug/kg | 0.390 | 0.195 | 1 |
| Cl4-BZ#69 | ND | | ug/kg | 0.195 | 0.097 | 1 |
| Cl4-BZ#43 | ND | | ug/kg | 0.195 | 0.097 | 1 |
| Cl3-BZ#36 | ND | | ug/kg | 0.195 | 0.097 | 1 |
| Cl4-BZ#52 | 0.545 | | ug/kg | 0.195 | 0.097 | 1 |
| Cl4-BZ#48 | ND | | ug/kg | 0.195 | 0.097 | 1 |
| Cl4-BZ#49 | 0.598 | | ug/kg | 0.195 | 0.097 | 1 |
| Cl5-BZ#104 | ND | | ug/kg | 0.195 | 0.097 | 1 |
| Cl4-BZ#47 | 0.317 | | ug/kg | 0.195 | 0.097 | 1 |
| Cl4-BZ#65/#75/#62 | ND | | ug/kg | 0.584 | 0.292 | 1 |
| Cl3-BZ#39 | ND | | ug/kg | 0.195 | 0.097 | 1 |
| Cl3-BZ#38 | ND | | ug/kg | 0.195 | 0.097 | 1 |
| Cl4-BZ#44 | 0.246 | | ug/kg | 0.195 | 0.097 | 1 |
| Cl4-BZ#59 | ND | | ug/kg | 0.195 | 0.097 | 1 |
| Cl4-BZ#42 | 0.127 | J | ug/kg | 0.195 | 0.097 | 1 |
| Cl4-BZ#71 | 0.127 | J | ug/kg | 0.195 | 0.097 | 1 |
| Cl3-BZ#35 | ND | | ug/kg | 0.195 | 0.097 | 1 |
| Cl4-BZ#41 | ND | | ug/kg | 0.195 | 0.097 | 1 |
| Cl4-BZ#72 | ND | | ug/kg | 0.195 | 0.097 | 1 |
| Cl5-BZ#96 | ND | | ug/kg | 0.195 | 0.097 | 1 |
| Cl5-BZ#103 | ND | | ug/kg | 0.195 | 0.097 | 1 |
| Cl4-BZ#68/#64 | 0.211 | J | ug/kg | 0.390 | 0.195 | 1 |
| Cl4-BZ#40 | ND | | ug/kg | 0.195 | 0.097 | 1 |
| Cl3-BZ#37 | 0.245 | | ug/kg | 0.195 | 0.097 | 1 |
| Cl5-BZ#100 | ND | | ug/kg | 0.195 | 0.097 | 1 |
| Cl5-BZ#94 | ND | | ug/kg | 0.195 | 0.097 | 1 |
| Cl4-BZ#57 | ND | | ug/kg | 0.195 | 0.097 | 1 |
| Cl4-BZ#67/#58 | ND | | ug/kg | 0.390 | 0.195 | 1 |

**Project Name:** NEW BEDFORD HARBOR-LTM **Lab Number:** L2041179

**Project Number:** 60597627 **Report Date:** 10/20/20

## SAMPLE RESULTS

Lab ID: L2041179-10 Date Collected: 09/28/20 09:32

Client ID: S-318-20FSP20-01 Date Received: 09/29/20

Sample Location: NEW BEDFORD, MA Field Prep: Not Specified

Sample Depth:

| Parameter | Result | Qualifier | Units | RL | MDL | Dilution Factor |
|---|---|---|---|---|---|---|
| PCB Congeners/Homologs - Mansfield Lab | | | | | | |
| Cl5-BZ#102 | ND | | ug/kg | 0.195 | 0.097 | 1 |
| Cl4-BZ#61 | ND | | ug/kg | 0.195 | 0.097 | 1 |
| Cl5-BZ#98 | ND | | ug/kg | 0.195 | 0.097 | 1 |
| Cl4-BZ#76 | ND | | ug/kg | 0.195 | 0.097 | 1 |
| Cl5-BZ#93 | ND | | ug/kg | 0.195 | 0.097 | 1 |
| Cl4-BZ#63 | ND | | ug/kg | 0.195 | 0.097 | 1 |
| Cl5-BZ#121/#95/#88 | 0.418 | J | ug/kg | 0.584 | 0.292 | 1 |
| Cl4-BZ#74 | 0.205 | | ug/kg | 0.195 | 0.097 | 1 |
| Cl6-BZ#155 | ND | | ug/kg | 0.195 | 0.097 | 1 |
| Cl4-BZ#70 | 0.397 | | ug/kg | 0.195 | 0.097 | 1 |
| Cl5-BZ#91 | 0.204 | | ug/kg | 0.195 | 0.097 | 1 |
| Cl4-BZ#66 | 0.533 | | ug/kg | 0.195 | 0.097 | 1 |
| Cl4-BZ#80 | ND | | ug/kg | 0.195 | 0.097 | 1 |
| Cl4-BZ#55 | ND | | ug/kg | 0.195 | 0.097 | 1 |
| Cl5-BZ#92 | 0.241 | | ug/kg | 0.195 | 0.097 | 1 |
| Cl5-BZ#89/#84 | 0.224 | J | ug/kg | 0.390 | 0.195 | 1 |
| Cl5-BZ#101/#90 | 0.802 | | ug/kg | 0.390 | 0.195 | 1 |
| Cl4-BZ#56 | 0.154 | J | ug/kg | 0.195 | 0.097 | 1 |
| Cl5-BZ#113 | ND | | ug/kg | 0.195 | 0.097 | 1 |
| Cl5-BZ#99 | 0.646 | | ug/kg | 0.195 | 0.097 | 1 |
| Cl6-BZ#150 | ND | | ug/kg | 0.195 | 0.097 | 1 |
| Cl4-BZ#60 | ND | | ug/kg | 0.195 | 0.097 | 1 |
| Cl6-BZ#152 | ND | | ug/kg | 0.195 | 0.097 | 1 |
| Cl5-BZ#119 | ND | | ug/kg | 0.195 | 0.097 | 1 |
| Cl5-BZ#83/#125/#112 | ND | | ug/kg | 0.584 | 0.292 | 1 |
| Cl5-BZ#86/#109 | ND | | ug/kg | 0.390 | 0.195 | 1 |
| Cl6-BZ#145 | ND | | ug/kg | 0.195 | 0.097 | 1 |
| Cl5-BZ#97 | 0.271 | | ug/kg | 0.195 | 0.097 | 1 |
| Cl6-BZ#148 | ND | | ug/kg | 0.195 | 0.097 | 1 |
| Cl4-BZ#79 | ND | | ug/kg | 0.195 | 0.097 | 1 |
| Cl5-BZ#116 | ND | | ug/kg | 0.195 | 0.097 | 1 |
| Cl6-BZ#154-Cal | ND | | ug/kg | 0.195 | 0.097 | 1 |
| Cl4-BZ#78 | ND | | ug/kg | 0.195 | 0.097 | 1 |
| Cl5-BZ#87/#111 | 0.250 | J | ug/kg | 0.390 | 0.195 | 1 |
| Cl6-BZ#136 | ND | | ug/kg | 0.195 | 0.097 | 1 |
| Cl5-BZ#117 | ND | | ug/kg | 0.195 | 0.097 | 1 |
| Cl5-BZ#115 | ND | | ug/kg | 0.195 | 0.097 | 1 |

**Project Name:** NEW BEDFORD HARBOR-LTM **Lab Number:** L2041179

**Project Number:** 60597627 **Report Date:** 10/20/20

## SAMPLE RESULTS

Lab ID: L2041179-10 Date Collected: 09/28/20 09:32

Client ID: S-318-20FSP20-01 Date Received: 09/29/20

Sample Location: NEW BEDFORD, MA Field Prep: Not Specified

Sample Depth:

| Parameter | Result | Qualifier | Units | RL | MDL | Dilution Factor |
|---|---|---|---|---|---|---|
| PCB Congeners/Homologs - Mansfield Lab | | | | | | |
| Cl5-BZ#85 | ND | | ug/kg | 0.195 | 0.097 | 1 |
| Cl5-BZ#120 | ND | | ug/kg | 0.195 | 0.097 | 1 |
| Cl5-BZ#110 | 0.800 | | ug/kg | 0.195 | 0.097 | 1 |
| Cl4-BZ#81 | ND | | ug/kg | 0.195 | 0.097 | 1 |
| Cl6-BZ#151 | ND | | ug/kg | 0.195 | 0.097 | 1 |
| Cl6-BZ#135 | ND | | ug/kg | 0.195 | 0.097 | 1 |
| Cl5-BZ#82 | ND | | ug/kg | 0.195 | 0.097 | 1 |
| Cl6-BZ#144 | ND | | ug/kg | 0.195 | 0.097 | 1 |
| Cl6-BZ#147/#149 | 0.618 | | ug/kg | 0.390 | 0.195 | 1 |
| Cl4-BZ#77 | ND | | ug/kg | 0.195 | 0.097 | 1 |
| Cl6-BZ#143/#139 | ND | | ug/kg | 0.390 | 0.195 | 1 |
| Cl5-BZ#124 | ND | | ug/kg | 0.195 | 0.097 | 1 |
| Cl6-BZ#140 | ND | | ug/kg | 0.195 | 0.097 | 1 |
| Cl5-BZ#108 | ND | | ug/kg | 0.195 | 0.097 | 1 |
| Cl5-BZ#107/#123 | ND | | ug/kg | 0.390 | 0.195 | 1 |
| Cl7-BZ#188-Cal/RTW | ND | | ug/kg | 0.195 | 0.097 | 1 |
| Cl6-BZ#134 | ND | | ug/kg | 0.195 | 0.097 | 1 |
| Cl5-BZ#106 | ND | | ug/kg | 0.195 | 0.097 | 1 |
| Cl6-BZ#133 | ND | | ug/kg | 0.195 | 0.097 | 1 |
| Cl6-BZ#142 | ND | | ug/kg | 0.195 | 0.097 | 1 |
| Cl5-BZ#118 | 0.963 | | ug/kg | 0.195 | 0.097 | 1 |
| Cl6-BZ#131 | ND | | ug/kg | 0.195 | 0.097 | 1 |
| Cl7-BZ#184 | ND | | ug/kg | 0.195 | 0.097 | 1 |
| Cl6-BZ#165 | ND | | ug/kg | 0.195 | 0.097 | 1 |
| Cl6-BZ#146 | 0.213 | | ug/kg | 0.195 | 0.097 | 1 |
| Cl6-BZ#161 | ND | | ug/kg | 0.195 | 0.097 | 1 |
| Cl5-BZ#122 | ND | | ug/kg | 0.195 | 0.097 | 1 |
| Cl6-BZ#168 | ND | | ug/kg | 0.195 | 0.097 | 1 |
| Cl5-BZ#114 | ND | | ug/kg | 0.195 | 0.097 | 1 |
| Cl6-BZ#153 | 0.911 | | ug/kg | 0.195 | 0.097 | 1 |
| Cl6-BZ#132 | 0.287 | | ug/kg | 0.195 | 0.097 | 1 |
| Cl7-BZ#179 | ND | | ug/kg | 0.195 | 0.097 | 1 |
| Cl6-BZ#141 | ND | | ug/kg | 0.195 | 0.097 | 1 |
| Cl7-BZ#176 | ND | | ug/kg | 0.195 | 0.097 | 1 |
| Cl5-BZ#105 | 0.330 | | ug/kg | 0.195 | 0.097 | 1 |
| Cl6-BZ#137 | ND | | ug/kg | 0.195 | 0.097 | 1 |
| Cl5-BZ#127 | ND | | ug/kg | 0.195 | 0.097 | 1 |

**Project Name:** NEW BEDFORD HARBOR-LTM **Lab Number:** L2041179

**Project Number:** 60597627 **Report Date:** 10/20/20

## SAMPLE RESULTS

Lab ID: L2041179-10 Date Collected: 09/28/20 09:32

Client ID: S-318-20FSP20-01 Date Received: 09/29/20

Sample Location: NEW BEDFORD, MA Field Prep: Not Specified

Sample Depth:

| Parameter | Result | Qualifier | Units | RL | MDL | Dilution Factor |
|---|---|---|---|---|---|---|
| PCB Congeners/Homologs - Mansfield Lab | | | | | | |
| Cl7-BZ#186 | ND | | ug/kg | 0.195 | 0.097 | 1 |
| Cl6-BZ#130/#164 | ND | | ug/kg | 0.390 | 0.195 | 1 |
| Cl7-BZ#178 | ND | | ug/kg | 0.195 | 0.097 | 1 |
| Cl6-BZ#138 | 0.518 | | ug/kg | 0.195 | 0.097 | 1 |
| Cl6-BZ#163/#160 | 0.233 | J | ug/kg | 0.390 | 0.195 | 1 |
| Cl6-BZ#129/#158 | ND | | ug/kg | 0.390 | 0.195 | 1 |
| Cl7-BZ#182/#175 | ND | | ug/kg | 0.390 | 0.195 | 1 |
| Cl7-BZ#187 | 0.167 | J | ug/kg | 0.195 | 0.097 | 1 |
| Cl7-BZ#183 | ND | | ug/kg | 0.195 | 0.097 | 1 |
| Cl6-BZ#166 | ND | | ug/kg | 0.195 | 0.097 | 1 |
| Cl6-BZ#159 | ND | | ug/kg | 0.195 | 0.097 | 1 |
| Cl5-BZ#126 | ND | | ug/kg | 0.195 | 0.097 | 1 |
| Cl7-BZ#185 | ND | | ug/kg | 0.195 | 0.097 | 1 |
| Cl6-BZ#162 | ND | | ug/kg | 0.195 | 0.097 | 1 |
| Cl7-BZ#174 | ND | | ug/kg | 0.195 | 0.097 | 1 |
| Cl6-BZ#128 | 0.217 | | ug/kg | 0.195 | 0.097 | 1 |
| Cl8-BZ#202 | ND | | ug/kg | 0.195 | 0.097 | 1 |
| Cl6-BZ#167 | ND | | ug/kg | 0.195 | 0.097 | 1 |
| Cl7-BZ#181 | ND | | ug/kg | 0.195 | 0.097 | 1 |
| Cl7-BZ#177 | 0.118 | J | ug/kg | 0.195 | 0.097 | 1 |
| Cl8-BZ#204/#200-CAL | ND | | ug/kg | 0.390 | 0.195 | 1 |
| Cl7-BZ#171 | ND | | ug/kg | 0.195 | 0.097 | 1 |
| Cl7-BZ#173 | ND | | ug/kg | 0.195 | 0.097 | 1 |
| Cl8-BZ#197 | ND | | ug/kg | 0.195 | 0.097 | 1 |
| Cl7-BZ#172 | ND | | ug/kg | 0.195 | 0.097 | 1 |
| Cl7-BZ#192 | ND | | ug/kg | 0.195 | 0.097 | 1 |
| Cl6-BZ#156 | 0.164 | J | ug/kg | 0.195 | 0.097 | 1 |
| Cl6-BZ#157 | ND | | ug/kg | 0.195 | 0.097 | 1 |
| Cl7-BZ#180 | 0.139 | J | ug/kg | 0.195 | 0.097 | 1 |
| Cl7-BZ#193 | ND | | ug/kg | 0.195 | 0.097 | 1 |
| Cl8-BZ#199 | ND | | ug/kg | 0.195 | 0.097 | 1 |
| Cl7-BZ#191 | ND | | ug/kg | 0.195 | 0.097 | 1 |
| Cl8-BZ#198 | ND | | ug/kg | 0.195 | 0.097 | 1 |
| Cl8-BZ#201 | ND | | ug/kg | 0.195 | 0.097 | 1 |
| Cl7-BZ#170 | ND | | ug/kg | 0.195 | 0.097 | 1 |
| Cl7-BZ#190 | ND | | ug/kg | 0.195 | 0.097 | 1 |
| Cl8-BZ#196 | ND | | ug/kg | 0.195 | 0.097 | 1 |

**Project Name:** NEW BEDFORD HARBOR-LTM **Lab Number:** L2041179

**Project Number:** 60597627 **Report Date:** 10/20/20

## SAMPLE RESULTS

Lab ID: L2041179-10 Date Collected: 09/28/20 09:32

Client ID: S-318-20FSP20-01 Date Received: 09/29/20

Sample Location: NEW BEDFORD, MA Field Prep: Not Specified

Sample Depth:

| Parameter | Result | Qualifier | Units | RL | MDL | Dilution Factor |
|---|---|---|---|---|---|---|
| PCB Congeners/Homologs - Mansfield Lab | | | | | | |
| Cl8-BZ#203 | ND | | ug/kg | 0.195 | 0.097 | 1 |
| Cl6-BZ#169 | ND | | ug/kg | 0.195 | 0.097 | 1 |
| Cl9-BZ#208 | ND | | ug/kg | 0.195 | 0.097 | 1 |
| Cl9-BZ#207 | ND | | ug/kg | 0.195 | 0.097 | 1 |
| Cl7-BZ#189 | ND | | ug/kg | 0.195 | 0.097 | 1 |
| Cl8-BZ#195 | ND | | ug/kg | 0.195 | 0.097 | 1 |
| Cl8-BZ#194 | ND | | ug/kg | 0.195 | 0.097 | 1 |
| Cl8-BZ#205 | ND | | ug/kg | 0.195 | 0.097 | 1 |
| Cl9-BZ#206-Cal/RTW | ND | | ug/kg | 0.195 | 0.097 | 1 |
| Cl10-BZ#209-Cal/RTW | ND | | ug/kg | 0.195 | 0.097 | 1 |
| Monochlorobiphenyls | ND | | ug/kg | 0.195 | 0.097 | 1 |
| Dichlorobiphenyls | 0.565 | | ug/kg | 0.195 | 0.097 | 1 |
| Trichlorobiphenyls | 2.05 | | ug/kg | 0.195 | 0.097 | 1 |
| Tetrachlorobiphenyls | 3.56 | | ug/kg | 0.195 | 0.097 | 1 |
| Pentachlorobiphenyls | 5.15 | | ug/kg | 0.195 | 0.097 | 1 |
| Hexachlorobiphenyls | 3.16 | | ug/kg | 0.195 | 0.097 | 1 |
| Heptachlorobiphenyls | 0.424 | | ug/kg | 0.195 | 0.097 | 1 |
| Octachlorobiphenyls | ND | | ug/kg | 0.195 | 0.097 | 1 |
| Nonachlorobiphenyls | ND | | ug/kg | 0.195 | 0.097 | 1 |
| Decachlorobiphenyl | ND | | ug/kg | 0.195 | 0.097 | 1 |
| Total PCB | 14.9 | | ug/kg | 0.195 | NA | 1 |

| Surrogate | % Recovery | Qualifier | Acceptance Criteria |
|---|---|---|---|
| Cl3-BZ#19-C13 (surr) | 70 | | 50-125 |
| Cl8-BZ#202-C13 (surr) | 77 | | 50-125 |

**Project Name:** NEW BEDFORD HARBOR-LTM
**Project Number:** 60597627

**Lab Number:** L2041179
**Report Date:** 10/20/20

# Method Blank Analysis
## Batch Quality Control

Analytical Method: 105,8270D-SIM/680(M)
Analytical Date: 10/14/20 15:55
Analyst: MJS

Extraction Method: EPA 3570
Extraction Date: 10/02/20 16:30
Cleanup Method: EPA 3630
Cleanup Date: 10/12/20

| Parameter | Result | Qualifier | Units | RL | MDL |
|---|---|---|---|---|---|
| PCB Congeners/Homologs - Mansfield Lab for sample(s): 01-10 Batch: WG1417448-1 | | | | | |
| Cl1-BZ#1-Cal/RTW | ND | | ug/kg | 0.200 | 0.100 |
| Cl1-BZ#2 | ND | | ug/kg | 0.200 | 0.100 |
| Cl1-BZ#3 | ND | | ug/kg | 0.200 | 0.100 |
| Cl2-BZ#4/#10 | ND | | ug/kg | 0.400 | 0.200 |
| Cl2-BZ#9 | ND | | ug/kg | 0.200 | 0.100 |
| Cl2-BZ#7 | ND | | ug/kg | 0.200 | 0.100 |
| Cl2-BZ#6 | ND | | ug/kg | 0.200 | 0.100 |
| Cl2-BZ#5 | ND | | ug/kg | 0.200 | 0.100 |
| Cl2-BZ#8 | ND | | ug/kg | 0.200 | 0.100 |
| Cl3-BZ#19 | ND | | ug/kg | 0.200 | 0.100 |
| Cl2-BZ#14 | ND | | ug/kg | 0.200 | 0.100 |
| Cl3-BZ#30 | ND | | ug/kg | 0.200 | 0.100 |
| Cl3-BZ#18 | ND | | ug/kg | 0.200 | 0.100 |
| Cl2-BZ#11 | ND | | ug/kg | 0.200 | 0.100 |
| Cl3-BZ#17 | ND | | ug/kg | 0.200 | 0.100 |
| Cl2-BZ#12 | ND | | ug/kg | 0.200 | 0.100 |
| Cl3-BZ#27 | ND | | ug/kg | 0.200 | 0.100 |
| Cl2-BZ#13 | ND | | ug/kg | 0.400 | 0.200 |
| Cl3-BZ#24 | ND | | ug/kg | 0.200 | 0.100 |
| Cl3-BZ#16 | ND | | ug/kg | 0.200 | 0.100 |
| Cl3-BZ#32 | ND | | ug/kg | 0.200 | 0.100 |
| Cl2-BZ#15 | ND | | ug/kg | 0.200 | 0.100 |
| Cl3-BZ#34 | ND | | ug/kg | 0.200 | 0.100 |
| Cl3-BZ#23 | ND | | ug/kg | 0.200 | 0.100 |
| Cl4-BZ#54 | ND | | ug/kg | 0.200 | 0.100 |
| Cl3-BZ#29-Cal | ND | | ug/kg | 0.200 | 0.100 |
| Cl4-BZ#50-Cal | ND | | ug/kg | 0.200 | 0.100 |
| Cl3-BZ#26 | ND | | ug/kg | 0.200 | 0.100 |
| Cl3-BZ#25 | ND | | ug/kg | 0.200 | 0.100 |

**Project Name:** NEW BEDFORD HARBOR-LTM
**Project Number:** 60597627

**Lab Number:** L2041179
**Report Date:** 10/20/20

# Method Blank Analysis
## Batch Quality Control

Analytical Method: 105,8270D-SIM/680(M)
Analytical Date: 10/14/20 15:55
Analyst: MJS

Extraction Method: EPA 3570
Extraction Date: 10/02/20 16:30
Cleanup Method: EPA 3630
Cleanup Date: 10/12/20

| Parameter | Result | Qualifier | Units | RL | MDL |
|---|---|---|---|---|---|
| PCB Congeners/Homologs - Mansfield Lab for sample(s): 01-10 Batch: WG1417448-1 | | | | | |
| Cl4-BZ#53 | ND | | ug/kg | 0.200 | 0.100 |
| Cl3-BZ#-31 | ND | | ug/kg | 0.200 | 0.100 |
| Cl3-BZ#28 | ND | | ug/kg | 0.200 | 0.100 |
| Cl3-BZ#33 | ND | | ug/kg | 0.200 | 0.100 |
| Cl4-BZ#51 | ND | | ug/kg | 0.200 | 0.100 |
| Cl3-BZ#21/#20 | ND | | ug/kg | 0.400 | 0.200 |
| Cl4-BZ#45 | ND | | ug/kg | 0.200 | 0.100 |
| Cl3-BZ#22 | ND | | ug/kg | 0.200 | 0.100 |
| Cl4-BZ#73/#46 | ND | | ug/kg | 0.400 | 0.200 |
| Cl4-BZ#69 | ND | | ug/kg | 0.200 | 0.100 |
| Cl4-BZ#43 | ND | | ug/kg | 0.200 | 0.100 |
| Cl3-BZ#36 | ND | | ug/kg | 0.200 | 0.100 |
| Cl4-BZ#52 | ND | | ug/kg | 0.200 | 0.100 |
| Cl4-BZ#48 | ND | | ug/kg | 0.200 | 0.100 |
| Cl4-BZ#49 | ND | | ug/kg | 0.200 | 0.100 |
| Cl5-BZ#104 | ND | | ug/kg | 0.200 | 0.100 |
| Cl4-BZ#47 | ND | | ug/kg | 0.200 | 0.100 |
| Cl4-BZ#65/#75/#62 | ND | | ug/kg | 0.600 | 0.300 |
| Cl3-BZ#39 | ND | | ug/kg | 0.200 | 0.100 |
| Cl3-BZ#38 | ND | | ug/kg | 0.200 | 0.100 |
| Cl4-BZ#44 | ND | | ug/kg | 0.200 | 0.100 |
| Cl4-BZ#59 | ND | | ug/kg | 0.200 | 0.100 |
| Cl4-BZ#42 | ND | | ug/kg | 0.200 | 0.100 |
| Cl4-BZ#71 | ND | | ug/kg | 0.200 | 0.100 |
| Cl3-BZ#35 | ND | | ug/kg | 0.200 | 0.100 |
| Cl4-BZ#41 | ND | | ug/kg | 0.200 | 0.100 |
| Cl4-BZ#72 | ND | | ug/kg | 0.200 | 0.100 |
| Cl5-BZ#96 | ND | | ug/kg | 0.200 | 0.100 |
| Cl5-BZ#103 | ND | | ug/kg | 0.200 | 0.100 |

**Project Name:** NEW BEDFORD HARBOR-LTM
**Project Number:** 60597627

**Lab Number:** L2041179
**Report Date:** 10/20/20

# Method Blank Analysis
## Batch Quality Control

Analytical Method: 105,8270D-SIM/680(M)
Analytical Date: 10/14/20 15:55
Analyst: MJS

Extraction Method: EPA 3570
Extraction Date: 10/02/20 16:30
Cleanup Method: EPA 3630
Cleanup Date: 10/12/20

| Parameter | Result | Qualifier | Units | RL | MDL |
|---|---|---|---|---|---|
| PCB Congeners/Homologs - Mansfield Lab for sample(s): 01-10 Batch: WG1417448-1 | | | | | |
| Cl4-BZ#68/#64 | ND | | ug/kg | 0.400 | 0.200 |
| Cl4-BZ#40 | ND | | ug/kg | 0.200 | 0.100 |
| Cl3-BZ#37 | ND | | ug/kg | 0.200 | 0.100 |
| Cl5-BZ#100 | ND | | ug/kg | 0.200 | 0.100 |
| Cl5-BZ#94 | ND | | ug/kg | 0.200 | 0.100 |
| Cl4-BZ#57 | ND | | ug/kg | 0.200 | 0.100 |
| Cl4-BZ#67/#58 | ND | | ug/kg | 0.400 | 0.200 |
| Cl5-BZ#102 | ND | | ug/kg | 0.200 | 0.100 |
| Cl4-BZ#61 | ND | | ug/kg | 0.200 | 0.100 |
| Cl5-BZ#98 | ND | | ug/kg | 0.200 | 0.100 |
| Cl4-BZ#76 | ND | | ug/kg | 0.200 | 0.100 |
| Cl5-BZ#93 | ND | | ug/kg | 0.200 | 0.100 |
| Cl4-BZ#63 | ND | | ug/kg | 0.200 | 0.100 |
| Cl5-BZ#121/#95/#88 | ND | | ug/kg | 0.600 | 0.300 |
| Cl4-BZ#74 | ND | | ug/kg | 0.200 | 0.100 |
| Cl6-BZ#155 | ND | | ug/kg | 0.200 | 0.100 |
| Cl4-BZ#70 | ND | | ug/kg | 0.200 | 0.100 |
| Cl5-BZ#91 | ND | | ug/kg | 0.200 | 0.100 |
| Cl4-BZ#66 | ND | | ug/kg | 0.200 | 0.100 |
| Cl4-BZ#80 | ND | | ug/kg | 0.200 | 0.100 |
| Cl4-BZ#55 | ND | | ug/kg | 0.200 | 0.100 |
| Cl5-BZ#92 | ND | | ug/kg | 0.200 | 0.100 |
| Cl5-BZ#89/#84 | ND | | ug/kg | 0.400 | 0.200 |
| Cl5-BZ#101/#90 | ND | | ug/kg | 0.400 | 0.200 |
| Cl4-BZ#56 | ND | | ug/kg | 0.200 | 0.100 |
| Cl5-BZ#113 | ND | | ug/kg | 0.200 | 0.100 |
| Cl5-BZ#99 | ND | | ug/kg | 0.200 | 0.100 |
| Cl6-BZ#150 | ND | | ug/kg | 0.200 | 0.100 |
| Cl4-BZ#60 | ND | | ug/kg | 0.200 | 0.100 |

**Project Name:** NEW BEDFORD HARBOR-LTM
**Project Number:** 60597627

**Lab Number:** L2041179
**Report Date:** 10/20/20

# Method Blank Analysis
## Batch Quality Control

Analytical Method: 105,8270D-SIM/680(M)
Analytical Date: 10/14/20 15:55
Analyst: MJS

Extraction Method: EPA 3570
Extraction Date: 10/02/20 16:30
Cleanup Method: EPA 3630
Cleanup Date: 10/12/20

| Parameter | Result | Qualifier | Units | RL | MDL |
|---|---|---|---|---|---|
| PCB Congeners/Homologs - Mansfield Lab for sample(s): 01-10 Batch: WG1417448-1 | | | | | |
| Cl6-BZ#152 | ND | | ug/kg | 0.200 | 0.100 |
| Cl5-BZ#119 | ND | | ug/kg | 0.200 | 0.100 |
| Cl5-BZ#83/#125/#112 | ND | | ug/kg | 0.600 | 0.300 |
| Cl5-BZ#86/#109 | ND | | ug/kg | 0.400 | 0.200 |
| Cl6-BZ#145 | ND | | ug/kg | 0.200 | 0.100 |
| Cl5-BZ#97 | ND | | ug/kg | 0.200 | 0.100 |
| Cl6-BZ#148 | ND | | ug/kg | 0.200 | 0.100 |
| Cl4-BZ#79 | ND | | ug/kg | 0.200 | 0.100 |
| Cl5-BZ#116 | ND | | ug/kg | 0.200 | 0.100 |
| Cl6-BZ#154-Cal | ND | | ug/kg | 0.200 | 0.100 |
| Cl4-BZ#78 | ND | | ug/kg | 0.200 | 0.100 |
| Cl5-BZ#87/#111 | ND | | ug/kg | 0.400 | 0.200 |
| Cl6-BZ#136 | ND | | ug/kg | 0.200 | 0.100 |
| Cl5-BZ#117 | ND | | ug/kg | 0.200 | 0.100 |
| Cl5-BZ#115 | ND | | ug/kg | 0.200 | 0.100 |
| Cl5-BZ#85 | ND | | ug/kg | 0.200 | 0.100 |
| Cl5-BZ#120 | ND | | ug/kg | 0.200 | 0.100 |
| Cl5-BZ#110 | ND | | ug/kg | 0.200 | 0.100 |
| Cl4-BZ#81 | ND | | ug/kg | 0.200 | 0.100 |
| Cl6-BZ#151 | ND | | ug/kg | 0.200 | 0.100 |
| Cl6-BZ#135 | ND | | ug/kg | 0.200 | 0.100 |
| Cl5-BZ#82 | ND | | ug/kg | 0.200 | 0.100 |
| Cl6-BZ#144 | ND | | ug/kg | 0.200 | 0.100 |
| Cl6-BZ#147/#149 | ND | | ug/kg | 0.400 | 0.200 |
| Cl4-BZ#77 | ND | | ug/kg | 0.200 | 0.100 |
| Cl6-BZ#143/#139 | ND | | ug/kg | 0.400 | 0.200 |
| Cl5-BZ#124 | ND | | ug/kg | 0.200 | 0.100 |
| Cl6-BZ#140 | ND | | ug/kg | 0.200 | 0.100 |
| Cl5-BZ#108 | ND | | ug/kg | 0.200 | 0.100 |

**Project Name:** NEW BEDFORD HARBOR-LTM
**Project Number:** 60597627

**Lab Number:** L2041179
**Report Date:** 10/20/20

# Method Blank Analysis
## Batch Quality Control

Analytical Method: 105,8270D-SIM/680(M)
Analytical Date: 10/14/20 15:55
Analyst: MJS

Extraction Method: EPA 3570
Extraction Date: 10/02/20 16:30
Cleanup Method: EPA 3630
Cleanup Date: 10/12/20

| Parameter | Result | Qualifier | Units | RL | MDL |
|---|---|---|---|---|---|
| PCB Congeners/Homologs - Mansfield Lab for sample(s): 01-10 Batch: WG1417448-1 | | | | | |
| Cl5-BZ#107/#123 | ND | | ug/kg | 0.400 | 0.200 |
| Cl7-BZ#188-Cal/RTW | ND | | ug/kg | 0.200 | 0.100 |
| Cl6-BZ#134 | ND | | ug/kg | 0.200 | 0.100 |
| Cl5-BZ#106 | ND | | ug/kg | 0.200 | 0.100 |
| Cl6-BZ#133 | ND | | ug/kg | 0.200 | 0.100 |
| Cl6-BZ#142 | ND | | ug/kg | 0.200 | 0.100 |
| Cl5-BZ#118 | ND | | ug/kg | 0.200 | 0.100 |
| Cl6-BZ#131 | ND | | ug/kg | 0.200 | 0.100 |
| Cl7-BZ#184 | ND | | ug/kg | 0.200 | 0.100 |
| Cl6-BZ#165 | ND | | ug/kg | 0.200 | 0.100 |
| Cl6-BZ#146 | ND | | ug/kg | 0.200 | 0.100 |
| Cl6-BZ#161 | ND | | ug/kg | 0.200 | 0.100 |
| Cl5-BZ#122 | ND | | ug/kg | 0.200 | 0.100 |
| Cl6-BZ#168 | ND | | ug/kg | 0.200 | 0.100 |
| Cl5-BZ#114 | ND | | ug/kg | 0.200 | 0.100 |
| Cl6-BZ#153 | ND | | ug/kg | 0.200 | 0.100 |
| Cl6-BZ#132 | ND | | ug/kg | 0.200 | 0.100 |
| Cl7-BZ#179 | ND | | ug/kg | 0.200 | 0.100 |
| Cl6-BZ#141 | ND | | ug/kg | 0.200 | 0.100 |
| Cl7-BZ#176 | ND | | ug/kg | 0.200 | 0.100 |
| Cl5-BZ#105 | ND | | ug/kg | 0.200 | 0.100 |
| Cl6-BZ#137 | ND | | ug/kg | 0.200 | 0.100 |
| Cl5-BZ#127 | ND | | ug/kg | 0.200 | 0.100 |
| Cl7-BZ#186 | ND | | ug/kg | 0.200 | 0.100 |
| Cl6-BZ#130/#164 | ND | | ug/kg | 0.400 | 0.200 |
| Cl7-BZ#178 | ND | | ug/kg | 0.200 | 0.100 |
| Cl6-BZ#138 | ND | | ug/kg | 0.200 | 0.100 |
| Cl6-BZ#163/#160 | ND | | ug/kg | 0.400 | 0.200 |
| Cl6-BZ#129/#158 | ND | | ug/kg | 0.400 | 0.200 |

**Project Name:** NEW BEDFORD HARBOR-LTM
**Project Number:** 60597627

**Lab Number:** L2041179
**Report Date:** 10/20/20

# Method Blank Analysis
## Batch Quality Control

Analytical Method: 105,8270D-SIM/680(M)
Analytical Date: 10/14/20 15:55
Analyst: MJS

Extraction Method: EPA 3570
Extraction Date: 10/02/20 16:30
Cleanup Method: EPA 3630
Cleanup Date: 10/12/20

| Parameter | Result | Qualifier | Units | RL | MDL |
|---|---|---|---|---|---|
| PCB Congeners/Homologs - Mansfield Lab for sample(s): 01-10 Batch: WG1417448-1 | | | | | |
| Cl7-BZ#182/#175 | ND | | ug/kg | 0.400 | 0.200 |
| Cl7-BZ#187 | ND | | ug/kg | 0.200 | 0.100 |
| Cl7-BZ#183 | ND | | ug/kg | 0.200 | 0.100 |
| Cl6-BZ#166 | ND | | ug/kg | 0.200 | 0.100 |
| Cl6-BZ#159 | ND | | ug/kg | 0.200 | 0.100 |
| Cl5-BZ#126 | ND | | ug/kg | 0.200 | 0.100 |
| Cl7-BZ#185 | ND | | ug/kg | 0.200 | 0.100 |
| Cl6-BZ#162 | ND | | ug/kg | 0.200 | 0.100 |
| Cl7-BZ#174 | ND | | ug/kg | 0.200 | 0.100 |
| Cl6-BZ#128 | ND | | ug/kg | 0.200 | 0.100 |
| Cl8-BZ#202 | ND | | ug/kg | 0.200 | 0.100 |
| Cl6-BZ#167 | ND | | ug/kg | 0.200 | 0.100 |
| Cl7-BZ#181 | ND | | ug/kg | 0.200 | 0.100 |
| Cl7-BZ#177 | ND | | ug/kg | 0.200 | 0.100 |
| Cl8-BZ#204/#200-CAL | ND | | ug/kg | 0.400 | 0.200 |
| Cl7-BZ#171 | ND | | ug/kg | 0.200 | 0.100 |
| Cl7-BZ#173 | ND | | ug/kg | 0.200 | 0.100 |
| Cl8-BZ#197 | ND | | ug/kg | 0.200 | 0.100 |
| Cl7-BZ#172 | ND | | ug/kg | 0.200 | 0.100 |
| Cl7-BZ#192 | ND | | ug/kg | 0.200 | 0.100 |
| Cl6-BZ#156 | ND | | ug/kg | 0.200 | 0.100 |
| Cl6-BZ#157 | ND | | ug/kg | 0.200 | 0.100 |
| Cl7-BZ#180 | ND | | ug/kg | 0.200 | 0.100 |
| Cl7-BZ#193 | ND | | ug/kg | 0.200 | 0.100 |
| Cl8-BZ#199 | ND | | ug/kg | 0.200 | 0.100 |
| Cl7-BZ#191 | ND | | ug/kg | 0.200 | 0.100 |
| Cl8-BZ#198 | ND | | ug/kg | 0.200 | 0.100 |
| Cl8-BZ#201 | ND | | ug/kg | 0.200 | 0.100 |
| Cl7-BZ#170 | ND | | ug/kg | 0.200 | 0.100 |

**Project Name:** NEW BEDFORD HARBOR-LTM
**Project Number:** 60597627

**Lab Number:** L2041179
**Report Date:** 10/20/20

# Method Blank Analysis
## Batch Quality Control

Analytical Method: 105,8270D-SIM/680(M)
Analytical Date: 10/14/20 15:55
Analyst: MJS

Extraction Method: EPA 3570
Extraction Date: 10/02/20 16:30
Cleanup Method: EPA 3630
Cleanup Date: 10/12/20

| Parameter | Result | Qualifier | Units | RL | MDL |
|---|---|---|---|---|---|
| PCB Congeners/Homologs - Mansfield Lab for sample(s): 01-10 Batch: WG1417448-1 | | | | | |
| Cl7-BZ#190 | ND | | ug/kg | 0.200 | 0.100 |
| Cl8-BZ#196 | ND | | ug/kg | 0.200 | 0.100 |
| Cl8-BZ#203 | ND | | ug/kg | 0.200 | 0.100 |
| Cl6-BZ#169 | ND | | ug/kg | 0.200 | 0.100 |
| Cl9-BZ#208 | ND | | ug/kg | 0.200 | 0.100 |
| Cl9-BZ#207 | ND | | ug/kg | 0.200 | 0.100 |
| Cl7-BZ#189 | ND | | ug/kg | 0.200 | 0.100 |
| Cl8-BZ#195 | ND | | ug/kg | 0.200 | 0.100 |
| Cl8-BZ#194 | ND | | ug/kg | 0.200 | 0.100 |
| Cl8-BZ#205 | ND | | ug/kg | 0.200 | 0.100 |
| Cl9-BZ#206-Cal/RTW | ND | | ug/kg | 0.200 | 0.100 |
| Cl10-BZ#209-Cal/RTW | ND | | ug/kg | 0.200 | 0.100 |
| Monochlorobiphenyls | ND | | ug/kg | 0.200 | 0.100 |
| Dichlorobiphenyls | ND | | ug/kg | 0.200 | 0.100 |
| Trichlorobiphenyls | ND | | ug/kg | 0.200 | 0.100 |
| Tetrachlorobiphenyls | ND | | ug/kg | 0.200 | 0.100 |
| Pentachlorobiphenyls | ND | | ug/kg | 0.200 | 0.100 |
| Hexachlorobiphenyls | ND | | ug/kg | 0.200 | 0.100 |
| Heptachlorobiphenyls | ND | | ug/kg | 0.200 | 0.100 |
| Octachlorobiphenyls | ND | | ug/kg | 0.200 | 0.100 |
| Nonachlorobiphenyls | ND | | ug/kg | 0.200 | 0.100 |
| Decachlorobiphenyl | ND | | ug/kg | 0.200 | 0.100 |
| Total PCB | ND | | ug/kg | 0.200 | NA |

| Surrogate | %Recovery | Qualifier | Acceptance Criteria |
|---|---|---|---|
| Cl3-BZ#19-C13 (surr) | 73 | | 50-125 |
| Cl8-BZ#202-C13 (surr) | 77 | | 50-125 |

# Lab Control Sample Analysis
## Batch Quality Control

**Project Name:** NEW BEDFORD HARBOR-LTM
**Project Number:** 60597627

**Lab Number:** L2041179
**Report Date:** 10/20/20

PCB Congeners/Homologs - Mansfield Lab Associated sample(s): 01-10 Batch: WG1417448-2 WG1417448-3

| Parameter | LCS %Recovery | Qual | LCSD %Recovery | Qual | %Recovery Limits | RPD | Qual | RPD Limits |
|---|---|---|---|---|---|---|---|---|
| Cl1-BZ#1 | 80 | | 63 | | 40-140 | 24 | | 30 |
| Cl1-BZ#2 | 84 | | 64 | | 40-140 | 27 | | 30 |
| Cl1-BZ#3 | 83 | | 66 | | 40-140 | 23 | | 30 |
| Cl2-BZ#4/#10 | 81 | | 64 | | 40-140 | 23 | | 30 |
| Cl2-BZ#9 | 87 | | 66 | | 40-140 | 27 | | 30 |
| Cl2-BZ#7 | 84 | | 68 | | 40-140 | 21 | | 30 |
| Cl2-BZ#6 | 87 | | 67 | | 40-140 | 26 | | 30 |
| Cl2-BZ#5 | 87 | | 68 | | 40-140 | 25 | | 30 |
| Cl2-BZ#8 | 86 | | 65 | | 40-140 | 28 | | 30 |
| Cl3-BZ#19 | 85 | | 65 | | 40-140 | 27 | | 30 |
| Cl2-BZ#14 | 86 | | 68 | | 40-140 | 23 | | 30 |
| Cl3-BZ#30 | 82 | | 62 | | 40-140 | 28 | | 30 |
| Cl3-BZ#18 | 87 | | 68 | | 40-140 | 25 | | 30 |
| Cl2-BZ#11 | 89 | | 68 | | 40-140 | 27 | | 30 |
| Cl3-BZ#17 | 86 | | 65 | | 40-140 | 28 | | 30 |
| Cl2-BZ#12 | 89 | | 69 | | 40-140 | 25 | | 30 |
| Cl3-BZ#27 | 86 | | 67 | | 40-140 | 25 | | 30 |
| Cl2-BZ#13 | 89 | | 68 | | 40-140 | 27 | | 30 |
| Cl3-BZ#24 | 85 | | 67 | | 40-140 | 24 | | 30 |
| Cl3-BZ#16 | 86 | | 68 | | 40-140 | 23 | | 30 |
| Cl3-BZ#32 | 87 | | 68 | | 40-140 | 25 | | 30 |
| Cl2-BZ#15 | 82 | | 63 | | 40-140 | 26 | | 30 |
| Cl3-BZ#34 | 87 | | 68 | | 40-140 | 25 | | 30 |

# Lab Control Sample Analysis
## Batch Quality Control

**Project Name:** NEW BEDFORD HARBOR-LTM
**Project Number:** 60597627

**Lab Number:** L2041179
**Report Date:** 10/20/20

PCB Congeners/Homologs - Mansfield Lab Associated sample(s): 01-10 Batch: WG1417448-2 WG1417448-3

| Parameter | LCS %Recovery | Qual | LCSD %Recovery | Qual | %Recovery Limits | RPD | Qual | RPD Limits |
|---|---|---|---|---|---|---|---|---|
| Cl3-BZ#23 | 86 | | 67 | | 40-140 | 25 | | 30 |
| Cl4-BZ#54 | 82 | | 64 | | 40-140 | 25 | | 30 |
| Cl3-BZ#29-Cal | 91 | | 71 | | 40-140 | 25 | | 30 |
| Cl4-BZ#50-Cal | 91 | | 69 | | 40-140 | 28 | | 30 |
| Cl3-BZ#26 | 90 | | 70 | | 40-140 | 25 | | 30 |
| Cl3-BZ#25 | 92 | | 72 | | 40-140 | 24 | | 30 |
| Cl4-BZ#53 | 81 | | 67 | | 40-140 | 19 | | 30 |
| Cl3-BZ#-31 | 91 | | 70 | | 40-140 | 26 | | 30 |
| Cl3-BZ#28 | 91 | | 72 | | 40-140 | 23 | | 30 |
| Cl3-BZ#33 | 64 | | 51 | | 40-140 | 23 | | 30 |
| Cl4-BZ#51 | 88 | | 68 | | 40-140 | 26 | | 30 |
| Cl3-BZ#21/#20 | 111 | | 82 | | 40-140 | 30 | | 30 |
| Cl4-BZ#45 | 95 | | 73 | | 40-140 | 26 | | 30 |
| Cl3-BZ#22 | 96 | | 74 | | 40-140 | 26 | | 30 |
| Cl4-BZ#73/#46 | 94 | | 73 | | 40-140 | 25 | | 30 |
| Cl4-BZ#69 | 91 | | 71 | | 40-140 | 25 | | 30 |
| Cl4-BZ#43 | 86 | | 64 | | 40-140 | 29 | | 30 |
| Cl3-BZ#36 | 94 | | 71 | | 40-140 | 28 | | 30 |
| Cl4-BZ#52 | 88 | | 71 | | 40-140 | 21 | | 30 |
| Cl4-BZ#48 | 95 | | 72 | | 40-140 | 28 | | 30 |
| Cl4-BZ#49 | 92 | | 73 | | 40-140 | 23 | | 30 |
| Cl5-BZ#104 | 90 | | 69 | | 40-140 | 26 | | 30 |
| Cl4-BZ#47 | 85 | | 68 | | 40-140 | 22 | | 30 |

# Lab Control Sample Analysis
## Batch Quality Control

**Project Name:** NEW BEDFORD HARBOR-LTM
**Project Number:** 60597627

**Lab Number:** L2041179
**Report Date:** 10/20/20

| Parameter | LCS %Recovery | Qual | LCSD %Recovery | Qual | %Recovery Limits | RPD | Qual | RPD Limits |
|---|---|---|---|---|---|---|---|---|
| PCB Congeners/Homologs - Mansfield Lab Associated sample(s): 01-10 Batch: WG1417448-2 WG1417448-3 | | | | | | | | |
| Cl4-BZ#65/#75/#62 | 95 | | 74 | | 40-140 | 25 | | 30 |
| Cl3-BZ#39 | 91 | | 72 | | 40-140 | 23 | | 30 |
| Cl3-BZ#38 | 98 | | 73 | | 40-140 | 29 | | 30 |
| Cl4-BZ#44 | 96 | | 74 | | 40-140 | 26 | | 30 |
| Cl4-BZ#59 | 103 | | 72 | | 40-140 | **35** | Q | 30 |
| Cl4-BZ#42 | 89 | | 74 | | 40-140 | 18 | | 30 |
| Cl4-BZ#71 | 98 | | 77 | | 40-140 | 24 | | 30 |
| Cl3-BZ#35 | 99 | | 76 | | 40-140 | 26 | | 30 |
| Cl4-BZ#41 | 94 | | 73 | | 40-140 | 25 | | 30 |
| Cl4-BZ#72 | 99 | | 78 | | 40-140 | 24 | | 30 |
| Cl5-BZ#96 | 86 | | 67 | | 40-140 | 25 | | 30 |
| Cl5-BZ#103 | 91 | | 71 | | 40-140 | 25 | | 30 |
| Cl4-BZ#68/#64 | 96 | | 75 | | 40-140 | 25 | | 30 |
| Cl4-BZ#40 | 92 | | 71 | | 40-140 | 26 | | 30 |
| Cl3-BZ#37 | 101 | | 76 | | 40-140 | 28 | | 30 |
| Cl5-BZ#100 | 89 | | 70 | | 40-140 | 24 | | 30 |
| Cl5-BZ#94 | 90 | | 72 | | 40-140 | 22 | | 30 |
| Cl4-BZ#57 | 100 | | 77 | | 40-140 | 26 | | 30 |
| Cl4-BZ#67/#58 | 98 | | 76 | | 40-140 | 25 | | 30 |
| Cl5-BZ#102 | 87 | | 66 | | 40-140 | 27 | | 30 |
| Cl4-BZ#61 | 102 | | 78 | | 40-140 | 27 | | 30 |
| Cl5-BZ#98 | 86 | | 67 | | 40-140 | 25 | | 30 |
| Cl4-BZ#76 | 88 | | 68 | | 40-140 | 26 | | 30 |

# Lab Control Sample Analysis
## Batch Quality Control

**Project Name:** NEW BEDFORD HARBOR-LTM
**Project Number:** 60597627

**Lab Number:** L2041179
**Report Date:** 10/20/20

| Parameter | LCS %Recovery | Qual | LCSD %Recovery | Qual | %Recovery Limits | RPD | Qual | RPD Limits |
|---|---|---|---|---|---|---|---|---|
| PCB Congeners/Homologs - Mansfield Lab Associated sample(s): 01-10 Batch: WG1417448-2 WG1417448-3 | | | | | | | | |
| Cl5-BZ#93 | 88 | | 67 | | 40-140 | 27 | | 30 |
| Cl4-BZ#63 | 99 | | 76 | | 40-140 | 26 | | 30 |
| Cl5-BZ#121/#95/#88 | 94 | | 73 | | 40-140 | 25 | | 30 |
| Cl4-BZ#74 | 103 | | 79 | | 40-140 | 26 | | 30 |
| Cl6-BZ#155 | 91 | | 74 | | 40-140 | 21 | | 30 |
| Cl4-BZ#70 | 101 | | 80 | | 40-140 | 23 | | 30 |
| Cl5-BZ#91 | 87 | | 70 | | 40-140 | 22 | | 30 |
| Cl4-BZ#66 | 101 | | 80 | | 40-140 | 23 | | 30 |
| Cl4-BZ#80 | 103 | | 79 | | 40-140 | 26 | | 30 |
| Cl4-BZ#55 | 97 | | 73 | | 40-140 | 28 | | 30 |
| Cl5-BZ#92 | 99 | | 76 | | 40-140 | 26 | | 30 |
| Cl5-BZ#89/#84 | 93 | | 74 | | 40-140 | 23 | | 30 |
| Cl5-BZ#101/#90 | 98 | | 77 | | 40-140 | 24 | | 30 |
| Cl4-BZ#56 | 98 | | 74 | | 40-140 | 28 | | 30 |
| Cl5-BZ#113 | 95 | | 70 | | 40-140 | 30 | | 30 |
| Cl5-BZ#99 | 97 | | 74 | | 40-140 | 27 | | 30 |
| Cl6-BZ#150 | 91 | | 73 | | 40-140 | 22 | | 30 |
| Cl4-BZ#60 | 99 | | 74 | | 40-140 | 29 | | 30 |
| Cl6-BZ#152 | 96 | | 76 | | 40-140 | 23 | | 30 |
| Cl5-BZ#119 | 97 | | 75 | | 40-140 | 26 | | 30 |
| Cl5-BZ#83/#125/#112 | 102 | | 78 | | 40-140 | 27 | | 30 |
| Cl5-BZ#86/#109 | 91 | | 68 | | 40-140 | 29 | | 30 |
| Cl6-BZ#145 | 97 | | 73 | | 40-140 | 28 | | 30 |

# Lab Control Sample Analysis
## Batch Quality Control

**Project Name:** NEW BEDFORD HARBOR-LTM
**Project Number:** 60597627

**Lab Number:** L2041179
**Report Date:** 10/20/20

| Parameter | LCS %Recovery | Qual | LCSD %Recovery | Qual | %Recovery Limits | RPD | Qual | RPD Limits |
|---|---|---|---|---|---|---|---|---|
| PCB Congeners/Homologs - Mansfield Lab Associated sample(s): 01-10 Batch: WG1417448-2 WG1417448-3 | | | | | | | | |
| Cl5-BZ#97 | 98 | | 69 | | 40-140 | **35** | Q | 30 |
| Cl6-BZ#148 | 97 | | 74 | | 40-140 | 27 | | 30 |
| Cl4-BZ#79 | 108 | | 85 | | 40-140 | 24 | | 30 |
| Cl5-BZ#116 | 97 | | 76 | | 40-140 | 24 | | 30 |
| Cl6-BZ#154-Cal | 99 | | 79 | | 40-140 | 22 | | 30 |
| Cl4-BZ#78 | 99 | | 78 | | 40-140 | 24 | | 30 |
| Cl5-BZ#87/#111 | 96 | | 74 | | 40-140 | 26 | | 30 |
| Cl6-BZ#136 | 90 | | 72 | | 40-140 | 22 | | 30 |
| Cl5-BZ#117 | 97 | | 76 | | 40-140 | 24 | | 30 |
| Cl5-BZ#115 | 107 | | 77 | | 40-140 | **33** | Q | 30 |
| Cl5-BZ#85 | 84 | | 77 | | 40-140 | 9 | | 30 |
| Cl5-BZ#120 | 93 | | 74 | | 40-140 | 23 | | 30 |
| Cl5-BZ#110 | 97 | | 77 | | 40-140 | 23 | | 30 |
| Cl4-BZ#81 | 111 | | 83 | | 40-140 | 29 | | 30 |
| Cl6-BZ#151 | 83 | | 64 | | 40-140 | 26 | | 30 |
| Cl6-BZ#135 | 87 | | 68 | | 40-140 | 25 | | 30 |
| Cl5-BZ#82 | 84 | | 67 | | 40-140 | 23 | | 30 |
| Cl6-BZ#144 | 85 | | 66 | | 40-140 | 25 | | 30 |
| Cl6-BZ#147/#149 | 88 | | 70 | | 40-140 | 23 | | 30 |
| Cl4-BZ#77 | 93 | | 72 | | 40-140 | 25 | | 30 |
| Cl6-BZ#143/#139 | 85 | | 67 | | 40-140 | 24 | | 30 |
| Cl5-BZ#124 | 90 | | 70 | | 40-140 | 25 | | 30 |
| Cl6-BZ#140 | 84 | | 69 | | 40-140 | 20 | | 30 |

# Lab Control Sample Analysis
## Batch Quality Control

**Project Name:** NEW BEDFORD HARBOR-LTM
**Project Number:** 60597627

**Lab Number:** L2041179
**Report Date:** 10/20/20

| Parameter | LCS %Recovery | Qual | LCSD %Recovery | Qual | %Recovery Limits | RPD | Qual | RPD Limits |
|---|---|---|---|---|---|---|---|---|
| PCB Congeners/Homologs - Mansfield Lab Associated sample(s): 01-10 Batch: WG1417448-2 WG1417448-3 | | | | | | | | |
| Cl5-BZ#108 | 92 | | 70 | | 40-140 | 27 | | 30 |
| Cl5-BZ#107/#123 | 89 | | 70 | | 40-140 | 24 | | 30 |
| Cl7-BZ#188-Cal/RTW | 84 | | 66 | | 40-140 | 24 | | 30 |
| Cl6-BZ#134 | 83 | | 63 | | 40-140 | 27 | | 30 |
| Cl5-BZ#106 | 82 | | 64 | | 40-140 | 25 | | 30 |
| Cl6-BZ#133 | 101 | | 86 | | 40-140 | 16 | | 30 |
| Cl6-BZ#142 | 72 | | 52 | | 40-140 | **32** | Q | 30 |
| Cl5-BZ#118 | 85 | | 61 | | 40-140 | **33** | Q | 30 |
| Cl6-BZ#131 | 85 | | 69 | | 40-140 | 21 | | 30 |
| Cl7-BZ#184 | 87 | | 66 | | 40-140 | 27 | | 30 |
| Cl6-BZ#165 | 86 | | 70 | | 40-140 | 21 | | 30 |
| Cl6-BZ#146 | 94 | | 70 | | 40-140 | 29 | | 30 |
| Cl6-BZ#161 | 87 | | 66 | | 40-140 | 27 | | 30 |
| Cl5-BZ#122 | 86 | | 69 | | 40-140 | 22 | | 30 |
| Cl6-BZ#168 | 84 | | 65 | | 40-140 | 26 | | 30 |
| Cl5-BZ#114 | 86 | | 66 | | 40-140 | 26 | | 30 |
| Cl6-BZ#153 | 100 | | 75 | | 40-140 | 29 | | 30 |
| Cl6-BZ#132 | 90 | | 73 | | 40-140 | 21 | | 30 |
| Cl7-BZ#179 | 86 | | 73 | | 40-140 | 16 | | 30 |
| Cl6-BZ#141 | 100 | | 80 | | 40-140 | 22 | | 30 |
| Cl7-BZ#176 | 88 | | 72 | | 40-140 | 20 | | 30 |
| Cl5-BZ#105 | 92 | | 74 | | 40-140 | 22 | | 30 |
| Cl6-BZ#137 | 93 | | 76 | | 40-140 | 20 | | 30 |

# Lab Control Sample Analysis
## Batch Quality Control

**Project Name:** NEW BEDFORD HARBOR-LTM
**Project Number:** 60597627

**Lab Number:** L2041179
**Report Date:** 10/20/20

| Parameter | LCS %Recovery | Qual | LCSD %Recovery | Qual | %Recovery Limits | RPD | Qual | RPD Limits |
|---|---|---|---|---|---|---|---|---|
| PCB Congeners/Homologs - Mansfield Lab Associated sample(s): 01-10 Batch: WG1417448-2 WG1417448-3 | | | | | | | | |
| Cl5-BZ#127 | 88 | | 68 | | 40-140 | 26 | | 30 |
| Cl7-BZ#186 | 81 | | 65 | | 40-140 | 22 | | 30 |
| Cl6-BZ#130/#164 | 88 | | 70 | | 40-140 | 23 | | 30 |
| Cl7-BZ#178 | 91 | | 71 | | 40-140 | 25 | | 30 |
| Cl6-BZ#138 | 103 | | 76 | | 40-140 | 30 | | 30 |
| Cl6-BZ#163/#160 | 89 | | 74 | | 40-140 | 18 | | 30 |
| Cl6-BZ#129/#158 | 85 | | 65 | | 40-140 | 27 | | 30 |
| Cl7-BZ#182/#175 | 87 | | 69 | | 40-140 | 23 | | 30 |
| Cl7-BZ#187 | 88 | | 71 | | 40-140 | 21 | | 30 |
| Cl7-BZ#183 | 94 | | 73 | | 40-140 | 25 | | 30 |
| Cl6-BZ#166 | 96 | | 78 | | 40-140 | 21 | | 30 |
| Cl6-BZ#159 | 93 | | 74 | | 40-140 | 23 | | 30 |
| Cl5-BZ#126 | 91 | | 70 | | 40-140 | 26 | | 30 |
| Cl7-BZ#185 | 89 | | 71 | | 40-140 | 23 | | 30 |
| Cl6-BZ#162 | 92 | | 70 | | 40-140 | 27 | | 30 |
| Cl7-BZ#174 | 89 | | 70 | | 40-140 | 24 | | 30 |
| Cl6-BZ#128 | 90 | | 72 | | 40-140 | 22 | | 30 |
| Cl8-BZ#202 | 86 | | 70 | | 40-140 | 21 | | 30 |
| Cl6-BZ#167 | 94 | | 73 | | 40-140 | 25 | | 30 |
| Cl7-BZ#181 | 96 | | 75 | | 40-140 | 25 | | 30 |
| Cl7-BZ#177 | 96 | | 78 | | 40-140 | 21 | | 30 |
| Cl8-BZ#204/#200-CAL | 90 | | 73 | | 40-140 | 21 | | 30 |
| Cl7-BZ#171 | 94 | | 76 | | 40-140 | 21 | | 30 |

# Lab Control Sample Analysis
## Batch Quality Control

**Project Name:** NEW BEDFORD HARBOR-LTM
**Project Number:** 60597627

**Lab Number:** L2041179
**Report Date:** 10/20/20

| Parameter | LCS %Recovery | Qual | LCSD %Recovery | Qual | %Recovery Limits | RPD | Qual | RPD Limits |
|---|---|---|---|---|---|---|---|---|
| PCB Congeners/Homologs - Mansfield Lab Associated sample(s): 01-10 Batch: WG1417448-2 WG1417448-3 | | | | | | | | |
| Cl7-BZ#173 | 96 | | 78 | | 40-140 | 21 | | 30 |
| Cl8-BZ#197 | 90 | | 76 | | 40-140 | 17 | | 30 |
| Cl7-BZ#172 | 95 | | 77 | | 40-140 | 21 | | 30 |
| Cl7-BZ#192 | 86 | | 74 | | 40-140 | 15 | | 30 |
| Cl6-BZ#156 | 97 | | 76 | | 40-140 | 24 | | 30 |
| Cl6-BZ#157 | 86 | | 74 | | 40-140 | 15 | | 30 |
| Cl7-BZ#180 | 89 | | 72 | | 40-140 | 21 | | 30 |
| Cl7-BZ#193 | 83 | | 68 | | 40-140 | 20 | | 30 |
| Cl8-BZ#199 | 91 | | 71 | | 40-140 | 25 | | 30 |
| Cl7-BZ#191 | 93 | | 77 | | 40-140 | 19 | | 30 |
| Cl8-BZ#198 | 85 | | 71 | | 40-140 | 18 | | 30 |
| Cl8-BZ#201 | 97 | | 77 | | 40-140 | 23 | | 30 |
| Cl7-BZ#170 | 98 | | 77 | | 40-140 | 24 | | 30 |
| Cl7-BZ#190 | 94 | | 75 | | 40-140 | 22 | | 30 |
| Cl8-BZ#196 | 107 | | 83 | | 40-140 | 25 | | 30 |
| Cl8-BZ#203 | 86 | | 68 | | 40-140 | 23 | | 30 |
| Cl6-BZ#169 | 106 | | 86 | | 40-140 | 21 | | 30 |
| Cl9-BZ#208 | 92 | | 74 | | 40-140 | 22 | | 30 |
| Cl9-BZ#207 | 100 | | 78 | | 40-140 | 25 | | 30 |
| Cl7-BZ#189 | 101 | | 83 | | 40-140 | 20 | | 30 |
| Cl8-BZ#195 | 99 | | 82 | | 40-140 | 19 | | 30 |
| Cl8-BZ#194 | 109 | | 92 | | 40-140 | 17 | | 30 |
| Cl8-BZ#205 | 106 | | 92 | | 40-140 | 14 | | 30 |

# Lab Control Sample Analysis

## Batch Quality Control

**Project Name:** NEW BEDFORD HARBOR-LTM

**Project Number:** 60597627

**Lab Number:** L2041179

**Report Date:** 10/20/20

| Parameter | LCS %Recovery | Qual | LCSD %Recovery | Qual | %Recovery Limits | RPD | Qual | RPD Limits |
|---|---|---|---|---|---|---|---|---|
| PCB Congeners/Homologs - Mansfield Lab Associated sample(s): 01-10 Batch: WG1417448-2 WG1417448-3 | | | | | | | | |
| Cl9-BZ#206-Cal/RTW | 105 | | 90 | | 40-140 | 15 | | 30 |
| Cl10-BZ#209-Cal/RTW | 103 | | 84 | | 40-140 | 20 | | 30 |

| Surrogate | LCS %Recovery | Qual | LCSD %Recovery | Qual | Acceptance Criteria |
|---|---|---|---|---|---|
| Cl3-BZ#19-C13 (surr) | 82 | | 64 | | 50-125 |
| Cl8-BZ#202-C13 (surr) | 83 | | 69 | | 50-125 |

# Matrix Spike Analysis

***Batch Quality Control***

***Project Name:*** NEW BEDFORD HARBOR-LTM

***Project Number:*** 60597627

***Lab Number:*** L2041179

***Report Date:*** 10/20/20

| Parameter | Native Sample | MS Added | MS Found | MS %Recovery | Qual | MSD Found | MSD %Recovery | Qual | Recovery Limits | RPD | Qual | RPD Limits |
|---|---|---|---|---|---|---|---|---|---|---|---|---|
| PCB Congeners/Homologs - Mansfield Lab Associated sample(s): 01-10 QC Batch ID: WG1417448-7 WG1417448-8 QC Sample: L2041179-06 Client ID: S-310-20FSP20-01 | | | | | | | | | | | | |
| Cl1-BZ#1-Cal/RTW | 0.478 | 10.1 | 7.30 | 68 | | 7.76 | 75 | | 40-140 | 6 | | 30 |
| Cl1-BZ#2 | 0.150J | 10.1 | 7.27 | 72 | | 7.56 | 78 | | 40-140 | 4 | | 30 |
| Cl1-BZ#3 | 0.360 | 10.1 | 7.50 | 71 | | 7.75 | 76 | | 40-140 | 3 | | 30 |
| Cl2-BZ#4/#10 | 1.49 | 20.2 | 15.3 | 68 | | 15.7 | 73 | | 40-140 | 3 | | 30 |
| Cl2-BZ#9 | 0.453 | 10.1 | 8.18 | 77 | | 8.28 | 81 | | 40-140 | 1 | | 30 |
| Cl2-BZ#7 | 0.376 | 10.1 | 7.92 | 75 | | 7.95 | 78 | | 40-140 | 0 | | 30 |
| Cl2-BZ#6 | 5.06 | 10.1 | 12.2 | 71 | | 11.4 | 65 | | 40-140 | 7 | | 30 |
| Cl2-BZ#5 | 0.131J | 10.1 | 7.70 | 76 | | 7.78 | 80 | | 40-140 | 1 | | 30 |
| Cl2-BZ#8 | 8.08 | 10.1 | 15.1 | 70 | | 15.2 | 73 | | 40-140 | 1 | | 30 |
| Cl3-BZ#19 | 0.464 | 10.1 | 7.80 | 73 | | 7.75 | 75 | | 40-140 | 1 | | 30 |
| Cl2-BZ#14 | ND | 10.1 | 8.07 | 80 | | 7.97 | 82 | | 40-140 | 1 | | 30 |
| Cl3-BZ#30 | ND | 10.1 | 7.55 | 75 | | 7.37 | 76 | | 40-140 | 2 | | 30 |
| Cl3-BZ#18 | 7.86 | 10.1 | 16.4 | 85 | | 15.8 | 82 | | 40-140 | 4 | | 30 |
| Cl2-BZ#11 | 1.51 | 10.1 | 9.75 | 82 | | 9.39 | 81 | | 40-140 | 4 | | 30 |
| Cl3-BZ#17 | 4.14 | 10.1 | 12.2 | 80 | | 11.8 | 79 | | 40-140 | 3 | | 30 |
| Cl2-BZ#12 | 0.233 | 10.1 | 8.56 | 82 | | 8.35 | 84 | | 40-140 | 2 | | 30 |
| Cl3-BZ#27 | 0.967 | 10.1 | 8.86 | 78 | | 8.49 | 78 | | 40-140 | 4 | | 30 |
| Cl2-BZ#13 | 2.41 | 10.1 | 10.4 | 79 | | 10.2 | 80 | | 40-140 | 2 | | 30 |
| Cl3-BZ#24 | 0.129J | 10.1 | 8.09 | 80 | | 7.71 | 79 | | 40-140 | 5 | | 30 |
| Cl3-BZ#16 | 1.86 | 10.1 | 10.0 | 81 | | 9.72 | 81 | | 40-140 | 3 | | 30 |
| Cl3-BZ#32 | 2.68 | 10.1 | 10.8 | 80 | | 10.4 | 80 | | 40-140 | 4 | | 30 |
| Cl2-BZ#15 | 7.33 | 10.1 | 14.4 | 70 | | 14.1 | 70 | | 40-140 | 2 | | 30 |
| Cl3-BZ#34 | 0.284 | 10.1 | 8.48 | 81 | | 8.25 | 82 | | 40-140 | 3 | | 30 |

# Matrix Spike Analysis

***Batch Quality Control***

***Project Name:*** NEW BEDFORD HARBOR-LTM

***Project Number:*** 60597627

***Lab Number:*** L2041179

***Report Date:*** 10/20/20

| Parameter | Native Sample | MS Added | MS Found | MS %Recovery | Qual | MSD Found | MSD %Recovery | Qual | Recovery Limits | RPD | Qual | RPD Limits |
|---|---|---|---|---|---|---|---|---|---|---|---|---|
| PCB Congeners/Homologs - Mansfield Lab Associated sample(s): 01-10 QC Batch ID: WG1417448-7 WG1417448-8 QC Sample: L2041179-06 Client ID: S-310-20FSP20-01 | | | | | | | | | | | | |
| Cl3-BZ#23 | ND | 10.1 | 8.13 | 81 | | 7.93 | 82 | | 40-140 | 2 | | 30 |
| Cl4-BZ#54 | ND | 10.1 | 7.50 | 74 | | 7.23 | 75 | | 40-140 | 4 | | 30 |
| Cl3-BZ#29-Cal | 0.105J | 10.1 | 8.61 | 85 | | 8.24 | 85 | | 40-140 | 4 | | 30 |
| Cl4-BZ#50-Cal | ND | 10.1 | 9.35 | 93 | | 8.97 | 92 | | 40-140 | 4 | | 30 |
| Cl3-BZ#26 | 13.7 | 10.1 | 22.7 | 89 | | 21.6 | 81 | | 40-140 | 5 | | 30 |
| Cl3-BZ#25 | 8.07 | 10.1 | 16.9 | 87 | | 16.0 | 82 | | 40-140 | 5 | | 30 |
| Cl4-BZ#53 | 1.97 | 10.1 | 10.6 | 85 | | 10.1 | 84 | | 40-140 | 5 | | 30 |
| Cl3-BZ#-31 | 23.6 | 10.1 | 33.3 | 96 | | 31.2 | 78 | | 40-140 | 7 | | 30 |
| Cl3-BZ#28 | 28.3 | 10.1 | 37.9 | 95 | | 36.2 | 81 | | 40-140 | 5 | | 30 |
| Cl3-BZ#33 | 5.86 | 10.1 | 13.9 | 80 | | 12.9 | 73 | | 40-140 | 7 | | 30 |
| Cl4-BZ#51 | 0.685 | 10.1 | 8.68 | 79 | | 8.20 | 77 | | 40-140 | 6 | | 30 |
| Cl3-BZ#21/#20 | 1.52 | 20.2 | 19.7 | 90 | | 18.7 | 89 | | 40-140 | 5 | | 30 |
| Cl4-BZ#45 | 1.19 | 10.1 | 9.73 | 85 | | 9.39 | 85 | | 40-140 | 4 | | 30 |
| Cl3-BZ#22 | 5.82 | 10.1 | 15.3 | 94 | | 14.2 | 86 | | 40-140 | 7 | | 30 |
| Cl4-BZ#73/#46 | 0.432 | 20.2 | 17.8 | 86 | | 16.8 | 84 | | 40-140 | 6 | | 30 |
| Cl4-BZ#69 | ND | 10.1 | 8.87 | 88 | | 8.43 | 87 | | 40-140 | 5 | | 30 |
| Cl4-BZ#43 | 0.327 | 10.1 | 8.86 | 85 | | 8.26 | 82 | | 40-140 | 7 | | 30 |
| Cl3-BZ#36 | 0.129J | 10.1 | 9.00 | 89 | | 8.47 | 87 | | 40-140 | 6 | | 30 |
| Cl4-BZ#52 | 24.9 | 10.1 | 33.6 | 86 | | 32.1 | 74 | | 40-140 | 5 | | 30 |
| Cl4-BZ#48 | 1.50 | 10.1 | 10.6 | 90 | | 9.82 | 86 | | 40-140 | 8 | | 30 |
| Cl4-BZ#49 | 22.3 | 10.1 | 31.7 | 93 | | 30.3 | 82 | | 40-140 | 5 | | 30 |
| Cl5-BZ#104 | ND | 10.1 | 8.12 | 80 | | 7.64 | 79 | | 40-140 | 6 | | 30 |
| Cl4-BZ#47 | 7.94 | 10.1 | 19.1 | 110 | | 17.9 | 103 | | 40-140 | 6 | | 30 |

# Matrix Spike Analysis

***Batch Quality Control***

***Project Name:*** NEW BEDFORD HARBOR-LTM

***Project Number:*** 60597627

***Lab Number:*** L2041179

***Report Date:*** 10/20/20

| Parameter | Native Sample | MS Added | MS Found | MS %Recovery | Qual | MSD Found | MSD %Recovery | Qual | Recovery Limits | RPD | Qual | RPD Limits |
|---|---|---|---|---|---|---|---|---|---|---|---|---|
| PCB Congeners/Homologs - Mansfield Lab Associated sample(s): 01-10 QC Batch ID: WG1417448-7 WG1417448-8 QC Sample: L2041179-06 Client ID: S-310-20FSP20-01 | | | | | | | | | | | | |
| Cl4-BZ#65/#75/#62 | 0.566 | 30.3 | 25.3 | 82 | | 23.4 | 78 | | 40-140 | 8 | | 30 |
| Cl3-BZ#39 | ND | 10.1 | 8.30 | 82 | | 7.63 | 79 | | 40-140 | 8 | | 30 |
| Cl3-BZ#38 | ND | 10.1 | 9.23 | 91 | | 8.83 | 91 | | 40-140 | 4 | | 30 |
| Cl4-BZ#44 | 10.7 | 10.1 | 20.2 | 94 | | 19.0 | 86 | | 40-140 | 6 | | 30 |
| Cl4-BZ#59 | 1.73 | 10.1 | 11.0 | 92 | | 10.3 | 88 | | 40-140 | 7 | | 30 |
| Cl4-BZ#42 | 4.48 | 10.1 | 13.6 | 90 | | 12.7 | 85 | | 40-140 | 7 | | 30 |
| Cl4-BZ#71 | 3.68 | 10.1 | 13.0 | 92 | | 12.1 | 87 | | 40-140 | 7 | | 30 |
| Cl3-BZ#35 | 0.590 | 10.1 | 10.0 | 93 | | 9.34 | 90 | | 40-140 | 7 | | 30 |
| Cl4-BZ#41 | 0.705 | 10.1 | 9.72 | 89 | | 8.90 | 84 | | 40-140 | 9 | | 30 |
| Cl4-BZ#72 | 1.13 | 10.1 | 10.3 | 91 | | 9.66 | 88 | | 40-140 | 6 | | 30 |
| Cl5-BZ#96 | 0.142J | 10.1 | 8.13 | 81 | | 7.47 | 77 | | 40-140 | 8 | | 30 |
| Cl5-BZ#103 | 0.516 | 10.1 | 9.21 | 86 | | 8.57 | 83 | | 40-140 | 7 | | 30 |
| Cl4-BZ#68/#64 | 7.70 | 20.2 | 26.0 | 91 | | 24.0 | 84 | | 40-140 | 8 | | 30 |
| Cl4-BZ#40 | 1.60 | 10.1 | 9.95 | 83 | | 9.70 | 83 | | 40-140 | 3 | | 30 |
| Cl3-BZ#37 | 6.42 | 10.1 | 16.3 | 98 | | 15.2 | 90 | | 40-140 | 7 | | 30 |
| Cl5-BZ#100 | ND | 10.1 | 9.48 | 94 | | 8.17 | 84 | | 40-140 | 15 | | 30 |
| Cl5-BZ#94 | ND | 10.1 | 8.92 | 88 | | 8.22 | 85 | | 40-140 | 8 | | 30 |
| Cl4-BZ#57 | 0.602 | 10.1 | 9.85 | 92 | | 9.20 | 89 | | 40-140 | 7 | | 30 |
| Cl4-BZ#67/#58 | 2.28 | 20.2 | 21.3 | 94 | | 19.7 | 90 | | 40-140 | 8 | | 30 |
| Cl5-BZ#102 | 0.950 | 10.1 | 9.50 | 85 | | 8.66 | 79 | | 40-140 | 9 | | 30 |
| Cl4-BZ#61 | ND | 10.1 | 9.69 | 96 | | 9.15 | 94 | | 40-140 | 6 | | 30 |
| Cl5-BZ#98 | 0.168J | 10.1 | 8.64 | 86 | | 8.22 | 85 | | 40-140 | 5 | | 30 |
| Cl4-BZ#76 | ND | 10.1 | 8.85 | 88 | | 8.08 | 83 | | 40-140 | 9 | | 30 |

# Matrix Spike Analysis

***Batch Quality Control***

***Project Name:*** NEW BEDFORD HARBOR-LTM

***Project Number:*** 60597627

***Lab Number:*** L2041179

***Report Date:*** 10/20/20

| Parameter | Native Sample | MS Added | MS Found | MS %Recovery | Qual | MSD Found | MSD %Recovery | Qual | Recovery Limits | RPD | Qual | RPD Limits |
|---|---|---|---|---|---|---|---|---|---|---|---|---|
| PCB Congeners/Homologs - Mansfield Lab Associated sample(s): 01-10 QC Batch ID: WG1417448-7 WG1417448-8 QC Sample: L2041179-06 Client ID: S-310-20FSP20-01 | | | | | | | | | | | | |
| Cl5-BZ#93 | ND | 10.1 | 8.42 | 83 | | 7.92 | 82 | | 40-140 | 6 | | 30 |
| Cl4-BZ#63 | 1.17 | 10.1 | 10.6 | 93 | | 10.2 | 93 | | 40-140 | 4 | | 30 |
| Cl5-BZ#121/#95/#88 | 13.6 | 30.3 | 38.7 | 83 | | 36.3 | 78 | | 40-140 | 6 | | 30 |
| Cl4-BZ#74 | 9.66 | 10.1 | 20.2 | 104 | | 18.7 | 93 | | 40-140 | 8 | | 30 |
| Cl6-BZ#155 | ND | 10.1 | 8.60 | 85 | | 7.84 | 81 | | 40-140 | 9 | | 30 |
| Cl4-BZ#70 | 18.0 | 10.1 | 28.3 | 102 | | 26.3 | 86 | | 40-140 | 7 | | 30 |
| Cl5-BZ#91 | 5.46 | 10.1 | 13.6 | 81 | | 13.0 | 78 | | 40-140 | 5 | | 30 |
| Cl4-BZ#66 | 19.7 | 10.1 | 30.5 | 107 | | 28.4 | 90 | | 40-140 | 7 | | 30 |
| Cl4-BZ#80 | ND | 10.1 | 10.1 | 100 | | 9.24 | 95 | | 40-140 | 9 | | 30 |
| Cl4-BZ#55 | ND | 10.1 | 9.89 | 98 | | 9.18 | 95 | | 40-140 | 7 | | 30 |
| Cl5-BZ#92 | 6.37 | 10.1 | 15.3 | 88 | | 14.2 | 81 | | 40-140 | 7 | | 30 |
| Cl5-BZ#89/#84 | 5.16 | 20.2 | 22.5 | 86 | | 20.9 | 81 | | 40-140 | 7 | | 30 |
| Cl5-BZ#101/#90 | 28.9 | 20.2 | 48.5 | 97 | | 45.3 | 85 | | 40-140 | 7 | | 30 |
| Cl4-BZ#56 | 6.02 | 10.1 | 15.8 | 97 | | 14.7 | 89 | | 40-140 | 7 | | 30 |
| Cl5-BZ#113 | 0.380 | 10.1 | 9.20 | 87 | | 8.38 | 82 | | 40-140 | 9 | | 30 |
| Cl5-BZ#99 | 19.5 | 10.1 | 29.5 | 99 | | 27.7 | 85 | | 40-140 | 6 | | 30 |
| Cl6-BZ#150 | 0.103J | 10.1 | 8.86 | 88 | | 7.94 | 82 | | 40-140 | 11 | | 30 |
| Cl4-BZ#60 | 3.26 | 10.1 | 13.1 | 97 | | 12.0 | 90 | | 40-140 | 9 | | 30 |
| Cl6-BZ#152 | ND | 10.1 | 9.15 | 91 | | 8.47 | 87 | | 40-140 | 8 | | 30 |
| Cl5-BZ#119 | 1.80 | 10.1 | 11.8 | 99 | | 10.9 | 94 | | 40-140 | 8 | | 30 |
| Cl5-BZ#83/#125/#112 | 1.50 | 30.3 | 28.2 | 88 | | 25.6 | 83 | | 40-140 | 10 | | 30 |
| Cl5-BZ#86/#109 | ND | 20.2 | 17.8 | 88 | | 16.2 | 83 | | 40-140 | 9 | | 30 |
| Cl6-BZ#145 | ND | 10.1 | 8.57 | 85 | | 8.05 | 83 | | 40-140 | 6 | | 30 |

# Matrix Spike Analysis

***Batch Quality Control***

***Project Name:*** NEW BEDFORD HARBOR-LTM

***Project Number:*** 60597627

***Lab Number:*** L2041179

***Report Date:*** 10/20/20

| Parameter | Native Sample | MS Added | MS Found | MS %Recovery | Qual | MSD Found | MSD %Recovery | Qual | Recovery Limits | RPD | Qual | RPD Limits |
|---|---|---|---|---|---|---|---|---|---|---|---|---|
| PCB Congeners/Homologs - Mansfield Lab Associated sample(s): 01-10 QC Batch ID: WG1417448-7 WG1417448-8 QC Sample: L2041179-06 Client ID: S-310-20FSP20-01 | | | | | | | | | | | | |
| Cl5-BZ#97 | 9.99 | 10.1 | 18.4 | 83 | | 17.2 | 74 | | 40-140 | 7 | | 30 |
| Cl6-BZ#148 | ND | 10.1 | 9.42 | 93 | | 8.64 | 89 | | 40-140 | 9 | | 30 |
| Cl4-BZ#79 | ND | 10.1 | 10.2 | 101 | | 9.46 | 97 | | 40-140 | 8 | | 30 |
| Cl5-BZ#116 | ND | 10.1 | 9.20 | 91 | | 8.55 | 88 | | 40-140 | 7 | | 30 |
| Cl6-BZ#154-Cal | 0.855 | 10.1 | 10.1 | 92 | | 9.30 | 87 | | 40-140 | 8 | | 30 |
| Cl4-BZ#78 | ND | 10.1 | 10.3 | 102 | | 9.91 | 102 | | 40-140 | 4 | | 30 |
| Cl5-BZ#87/#111 | 6.78 | 20.2 | 25.5 | 93 | | 23.5 | 86 | | 40-140 | 8 | | 30 |
| Cl6-BZ#136 | 2.35 | 10.1 | 10.7 | 83 | | 10.1 | 80 | | 40-140 | 6 | | 30 |
| Cl5-BZ#117 | 0.986 | 10.1 | 10.5 | 94 | | 9.58 | 89 | | 40-140 | 9 | | 30 |
| Cl5-BZ#115 | 0.413 | 10.1 | 9.16 | 87 | | 8.36 | 82 | | 40-140 | 9 | | 30 |
| Cl5-BZ#85 | 5.08 | 10.1 | 14.5 | 93 | | 13.1 | 83 | | 40-140 | 10 | | 30 |
| Cl5-BZ#120 | 0.380 | 10.1 | 9.70 | 92 | | 9.04 | 89 | | 40-140 | 7 | | 30 |
| Cl5-BZ#110 | 35.0 | 10.1 | 45.7 | 106 | | 42.8 | 80 | | 40-140 | 7 | | 30 |
| Cl4-BZ#81 | ND | 10.1 | 11.2 | 111 | | 10.5 | 108 | | 40-140 | 6 | | 30 |
| Cl6-BZ#151 | 3.11 | 10.1 | 12.0 | 88 | | 11.2 | 83 | | 40-140 | 7 | | 30 |
| Cl6-BZ#135 | 2.81 | 10.1 | 11.8 | 89 | | 11.0 | 84 | | 40-140 | 7 | | 30 |
| Cl5-BZ#82 | 1.97 | 10.1 | 10.6 | 85 | | 9.74 | 80 | | 40-140 | 8 | | 30 |
| Cl6-BZ#144 | 0.653 | 10.1 | 9.75 | 90 | | 8.70 | 83 | | 40-140 | 11 | | 30 |
| Cl6-BZ#147/#149 | 20.2 | 20.2 | 38.6 | 91 | | 36.2 | 82 | | 40-140 | 6 | | 30 |
| Cl4-BZ#77 | 2.86 | 10.1 | 13.6 | 106 | | 12.4 | 98 | | 40-140 | 9 | | 30 |
| Cl6-BZ#143/#139 | 0.667 | 20.2 | 18.1 | 86 | | 16.4 | 81 | | 40-140 | 10 | | 30 |
| Cl5-BZ#124 | 0.815 | 10.1 | 9.89 | 90 | | 8.96 | 84 | | 40-140 | 10 | | 30 |
| Cl6-BZ#140 | 0.266 | 10.1 | 8.74 | 84 | | 8.01 | 80 | | 40-140 | 9 | | 30 |

# Matrix Spike Analysis

***Batch Quality Control***

***Project Name:*** NEW BEDFORD HARBOR-LTM

***Project Number:*** 60597627

***Lab Number:*** L2041179

***Report Date:*** 10/20/20

| Parameter | Native Sample | MS Added | MS Found | MS %Recovery | Qual | MSD Found | MSD %Recovery | Qual | Recovery Limits | RPD | Qual | RPD Limits |
|---|---|---|---|---|---|---|---|---|---|---|---|---|
| PCB Congeners/Homologs - Mansfield Lab Associated sample(s): 01-10 QC Batch ID: WG1417448-7 WG1417448-8 QC Sample: L2041179-06 Client ID: S-310-20FSP20-01 | | | | | | | | | | | | |
| Cl5-BZ#108 | ND | 10.1 | 9.30 | 92 | | 8.82 | 91 | | 40-140 | 5 | | 30 |
| Cl5-BZ#107/#123 | 3.28 | 20.2 | 22.2 | 94 | | 20.2 | 87 | | 40-140 | 9 | | 30 |
| Cl7-BZ#188-Cal/RTW | ND | 10.1 | 8.55 | 85 | | 7.84 | 81 | | 40-140 | 9 | | 30 |
| Cl6-BZ#134 | 1.41 | 10.1 | 10.1 | 86 | | 9.27 | 81 | | 40-140 | 9 | | 30 |
| Cl5-BZ#106 | ND | 10.1 | 9.02 | 89 | | 8.56 | 88 | | 40-140 | 5 | | 30 |
| Cl6-BZ#133 | 0.460 | 10.1 | 10.5 | 99 | | 9.46 | 93 | | 40-140 | 10 | | 30 |
| Cl6-BZ#142 | ND | 10.1 | 8.00 | 79 | | 7.20 | 74 | | 40-140 | 11 | | 30 |
| Cl5-BZ#118 | 38.7 | 10.1 | 48.5 | 97 | | 45.2 | 67 | | 40-140 | 7 | | 30 |
| Cl6-BZ#131 | 0.384 | 10.1 | 9.21 | 87 | | 8.36 | 82 | | 40-140 | 10 | | 30 |
| Cl7-BZ#184 | ND | 10.1 | 8.42 | 83 | | 7.68 | 79 | | 40-140 | 9 | | 30 |
| Cl6-BZ#165 | ND | 10.1 | 9.01 | 89 | | 8.15 | 84 | | 40-140 | 10 | | 30 |
| Cl6-BZ#146 | 4.86 | 10.1 | 14.4 | 94 | | 13.4 | 88 | | 40-140 | 7 | | 30 |
| Cl6-BZ#161 | ND | 10.1 | 9.30 | 92 | | 8.67 | 89 | | 40-140 | 7 | | 30 |
| Cl5-BZ#122 | ND | 10.1 | 9.11 | 90 | | 8.18 | 84 | | 40-140 | 11 | | 30 |
| Cl6-BZ#168 | ND | 10.1 | 9.52 | 94 | | 6.88 | 71 | | 40-140 | **32** | Q | 30 |
| Cl5-BZ#114 | 0.963 | 10.1 | 9.70 | 87 | | 8.68 | 80 | | 40-140 | 11 | | 30 |
| Cl6-BZ#153 | 26.2 | 10.1 | 35.3 | 90 | | 35.2 | 93 | | 40-140 | 0 | | 30 |
| Cl6-BZ#132 | 7.80 | 10.1 | 16.9 | 90 | | 15.7 | 81 | | 40-140 | 7 | | 30 |
| Cl7-BZ#179 | 0.776 | 10.1 | 9.92 | 91 | | 9.46 | 89 | | 40-140 | 5 | | 30 |
| Cl6-BZ#141 | 2.15 | 10.1 | 11.8 | 96 | | 10.9 | 90 | | 40-140 | 8 | | 30 |
| Cl7-BZ#176 | 0.314 | 10.1 | 9.40 | 90 | | 8.65 | 86 | | 40-140 | 8 | | 30 |
| Cl5-BZ#105 | 10.9 | 10.1 | 21.0 | 100 | | 19.5 | 89 | | 40-140 | 7 | | 30 |
| Cl6-BZ#137 | 1.48 | 10.1 | 12.0 | 104 | | 10.6 | 94 | | 40-140 | 12 | | 30 |

# Matrix Spike Analysis

***Batch Quality Control***

***Project Name:*** NEW BEDFORD HARBOR-LTM

***Project Number:*** 60597627

***Lab Number:*** L2041179

***Report Date:*** 10/20/20

| Parameter | Native Sample | MS Added | MS Found | MS %Recovery | Qual | MSD Found | MSD %Recovery | Qual | Recovery Limits | RPD | Qual | RPD Limits |
|---|---|---|---|---|---|---|---|---|---|---|---|---|
| PCB Congeners/Homologs - Mansfield Lab Associated sample(s): 01-10 QC Batch ID: WG1417448-7 WG1417448-8 QC Sample: L2041179-06 Client ID: S-310-20FSP20-01 | | | | | | | | | | | | |
| Cl5-BZ#127 | ND | 10.1 | 9.08 | 90 | | 7.98 | 82 | | 40-140 | 13 | | 30 |
| Cl7-BZ#186 | ND | 10.1 | 8.03 | 80 | | 7.47 | 77 | | 40-140 | 7 | | 30 |
| Cl6-BZ#130/#164 | 4.38 | 20.2 | 23.4 | 94 | | 21.6 | 89 | | 40-140 | 8 | | 30 |
| Cl7-BZ#178 | 0.603 | 10.1 | 9.83 | 91 | | 9.27 | 89 | | 40-140 | 6 | | 30 |
| Cl6-BZ#138 | 19.5 | 10.1 | 29.7 | 101 | | 27.8 | 86 | | 40-140 | 7 | | 30 |
| Cl6-BZ#163/#160 | 6.68 | 20.2 | 26.6 | 99 | | 24.8 | 93 | | 40-140 | 7 | | 30 |
| Cl6-BZ#129/#158 | 4.69 | 20.2 | 22.4 | 88 | | 21.0 | 84 | | 40-140 | 6 | | 30 |
| Cl7-BZ#182/#175 | ND | 20.2 | 17.7 | 88 | | 16.4 | 85 | | 40-140 | 8 | | 30 |
| Cl7-BZ#187 | 3.14 | 10.1 | 12.6 | 94 | | 12.0 | 91 | | 40-140 | 5 | | 30 |
| Cl7-BZ#183 | 1.49 | 10.1 | 11.2 | 96 | | 10.4 | 92 | | 40-140 | 7 | | 30 |
| Cl6-BZ#166 | 0.275 | 10.1 | 10.4 | 100 | | 9.47 | 95 | | 40-140 | 9 | | 30 |
| Cl6-BZ#159 | ND | 10.1 | 10.1 | 100 | | 8.96 | 92 | | 40-140 | 12 | | 30 |
| Cl5-BZ#126 | 0.301 | 10.1 | 10.2 | 98 | | 9.41 | 94 | | 40-140 | 8 | | 30 |
| Cl7-BZ#185 | ND | 10.1 | 9.63 | 95 | | 8.58 | 88 | | 40-140 | 12 | | 30 |
| Cl6-BZ#162 | 0.141J | 10.1 | 9.50 | 94 | | 8.79 | 91 | | 40-140 | 8 | | 30 |
| Cl7-BZ#174 | 1.52 | 10.1 | 10.5 | 89 | | 9.74 | 85 | | 40-140 | 8 | | 30 |
| Cl6-BZ#128 | 6.50 | 10.1 | 15.4 | 88 | | 14.4 | 81 | | 40-140 | 7 | | 30 |
| Cl8-BZ#202 | ND | 10.1 | 9.02 | 89 | | 8.41 | 87 | | 40-140 | 7 | | 30 |
| Cl6-BZ#167 | 1.51 | 10.1 | 11.2 | 96 | | 10.1 | 89 | | 40-140 | 10 | | 30 |
| Cl7-BZ#181 | ND | 10.1 | 9.61 | 95 | | 8.63 | 89 | | 40-140 | 11 | | 30 |
| Cl7-BZ#177 | 1.38 | 10.1 | 10.8 | 93 | | 10.1 | 90 | | 40-140 | 7 | | 30 |
| Cl8-BZ#204/#200-CAL | 0.259J | 20.2 | 18.0 | 89 | | 16.5 | 85 | | 40-140 | 9 | | 30 |
| Cl7-BZ#171 | 0.985 | 10.1 | 10.6 | 95 | | 9.70 | 90 | | 40-140 | 9 | | 30 |

# Matrix Spike Analysis

***Batch Quality Control***

***Project Name:*** NEW BEDFORD HARBOR-LTM

***Project Number:*** 60597627

***Lab Number:*** L2041179

***Report Date:*** 10/20/20

| Parameter | Native Sample | MS Added | MS Found | MS %Recovery | Qual | MSD Found | MSD %Recovery | Qual | Recovery Limits | RPD | Qual | RPD Limits |
|---|---|---|---|---|---|---|---|---|---|---|---|---|
| PCB Congeners/Homologs - Mansfield Lab Associated sample(s): 01-10 QC Batch ID: WG1417448-7 WG1417448-8 QC Sample: L2041179-06 Client ID: S-310-20FSP20-01 | | | | | | | | | | | | |
| Cl7-BZ#173 | ND | 10.1 | 9.42 | 93 | | 8.62 | 89 | | 40-140 | 9 | | 30 |
| Cl8-BZ#197 | ND | 10.1 | 9.35 | 93 | | 8.72 | 90 | | 40-140 | 7 | | 30 |
| Cl7-BZ#172 | 0.580 | 10.1 | 10.6 | 99 | | 9.76 | 95 | | 40-140 | 8 | | 30 |
| Cl7-BZ#192 | ND | 10.1 | 9.57 | 95 | | 8.56 | 88 | | 40-140 | 11 | | 30 |
| Cl6-BZ#156 | 3.78 | 10.1 | 13.4 | 95 | | 12.8 | 93 | | 40-140 | 5 | | 30 |
| Cl6-BZ#157 | 1.12 | 10.1 | 10.3 | 91 | | 9.44 | 86 | | 40-140 | 9 | | 30 |
| Cl7-BZ#180 | 3.81 | 10.1 | 12.3 | 84 | | 11.5 | 79 | | 40-140 | 7 | | 30 |
| Cl7-BZ#193 | 0.313 | 10.1 | 8.94 | 85 | | 8.20 | 81 | | 40-140 | 9 | | 30 |
| Cl8-BZ#199 | ND | 10.1 | 9.40 | 93 | | 8.63 | 89 | | 40-140 | 9 | | 30 |
| Cl7-BZ#191 | 0.206 | 10.1 | 10.2 | 99 | | 9.26 | 93 | | 40-140 | 10 | | 30 |
| Cl8-BZ#198 | ND | 10.1 | 9.88 | 98 | | 8.80 | 91 | | 40-140 | 12 | | 30 |
| Cl8-BZ#201 | 0.705 | 10.1 | 10.0 | 92 | | 9.06 | 86 | | 40-140 | 10 | | 30 |
| Cl7-BZ#170 | 3.08 | 10.1 | 13.2 | 100 | | 12.1 | 93 | | 40-140 | 9 | | 30 |
| Cl7-BZ#190 | 0.504 | 10.1 | 9.79 | 92 | | 9.18 | 89 | | 40-140 | 6 | | 30 |
| Cl8-BZ#196 | 0.487 | 10.1 | 10.4 | 98 | | 9.64 | 94 | | 40-140 | 8 | | 30 |
| Cl8-BZ#203 | 0.336 | 10.1 | 9.12 | 87 | | 8.31 | 82 | | 40-140 | 9 | | 30 |
| Cl6-BZ#169 | ND | 10.1 | 11.4 | 113 | | 10.3 | 106 | | 40-140 | 10 | | 30 |
| Cl9-BZ#208 | 0.141J | 10.1 | 9.89 | 98 | | 8.90 | 92 | | 40-140 | 11 | | 30 |
| Cl9-BZ#207 | ND | 10.1 | 9.62 | 95 | | 8.95 | 92 | | 40-140 | 7 | | 30 |
| Cl7-BZ#189 | 0.370 | 10.1 | 10.8 | 103 | | 10.0 | 99 | | 40-140 | 8 | | 30 |
| Cl8-BZ#195 | 0.245 | 10.1 | 10.6 | 102 | | 9.60 | 96 | | 40-140 | 10 | | 30 |
| Cl8-BZ#194 | 1.01 | 10.1 | 11.9 | 108 | | 11.0 | 103 | | 40-140 | 8 | | 30 |
| Cl8-BZ#205 | ND | 10.1 | 11.1 | 110 | | 10.3 | 106 | | 40-140 | 7 | | 30 |

# Matrix Spike Analysis

***Batch Quality Control***

***Project Name:*** NEW BEDFORD HARBOR-LTM

***Project Number:*** 60597627

***Lab Number:*** L2041179

***Report Date:*** 10/20/20

| Parameter | Native Sample | MS Added | MS Found | MS %Recovery | Qual | MSD Found | MSD %Recovery | Qual | Recovery Limits | RPD | Qual | RPD Limits |
|---|---|---|---|---|---|---|---|---|---|---|---|---|
| PCB Congeners/Homologs - Mansfield Lab Associated sample(s): 01-10 QC Batch ID: WG1417448-7 WG1417448-8 QC Sample: L2041179-06 Client ID: S-310-20FSP20-01 | | | | | | | | | | | | |
| Cl9-BZ#206-Cal/RTW | 0.464 | 10.1 | 11.4 | 108 | | 10.4 | 102 | | 40-140 | 9 | | 30 |
| Cl10-BZ#209-Cal/RTW | 0.278 | 10.1 | 10.2 | 98 | | 9.43 | 94 | | 40-140 | 8 | | 30 |

| Surrogate | MS % Recovery | MS Qualifier | MSD % Recovery | MSD Qualifier | Acceptance Criteria |
|---|---|---|---|---|---|
| Cl3-BZ#19-C13 (surr) | 72 | | 74 | | 50-125 |
| Cl8-BZ#202-C13 (surr) | 86 | | 81 | | 50-125 |

**Project Name:** NEW BEDFORD HARBOR-LTM **Lab Number:** L2041179

**Project Number:** 60597627 **Report Date:** 10/20/20

## S.R.M. Standard Quality Control

Standard Reference Material (SRM): WG1417448-4

| Parameter | % Recovery | Qual | QC Criteria |
|---|---|---|---|
| Cl2-BZ#8 | 91 | | 40-140 |
| Cl3-BZ#18 | 98 | | 40-140 |
| Cl3-BZ#-31 | 96 | | 40-140 |
| Cl3-BZ#28 | 100 | | 40-140 |
| Cl4-BZ#52 | 91 | | 40-140 |
| Cl4-BZ#49 | 99 | | 40-140 |
| Cl4-BZ#44 | 98 | | 40-140 |
| Cl5-BZ#121/#95/#88 | 67 | | 40-140 |
| Cl4-BZ#66 | 91 | | 40-140 |
| Cl5-BZ#101/#90 | 100 | | 40-140 |
| Cl5-BZ#99 | 82 | | 40-140 |
| Cl5-BZ#87/#111 | 81 | | 40-140 |
| Cl5-BZ#110 | 113 | | 40-140 |
| Cl6-BZ#151 | 74 | | 40-140 |
| Cl6-BZ#147/#149 | 94 | | 40-140 |
| Cl5-BZ#118 | 87 | | 40-140 |
| Cl6-BZ#153 | 80 | | 40-140 |
| Cl5-BZ#105 | 78 | | 40-140 |
| Cl6-BZ#138 | 79 | | 40-140 |
| Cl7-BZ#187 | 80 | | 40-140 |
| Cl7-BZ#183 | 96 | | 40-140 |
| Cl6-BZ#128 | 159 | Q | 40-140 |
| Cl6-BZ#156 | 144 | Q | 40-140 |
| Cl7-BZ#180 | 74 | | 40-140 |
| Cl7-BZ#170 | 88 | | 40-140 |
| Cl8-BZ#195 | 145 | Q | 40-140 |
| Cl8-BZ#194 | 117 | | 40-140 |
| Cl9-BZ#206 | 108 | | 40-140 |
| Cl10-BZ#209 | 128 | | 40-140 |
| Cl3-BZ#19-C13 (Surrogate) | 87 | | 50-125 |
| Cl8-BZ#202-C13 (Surrogate) | 80 | | 50-125 |

# INORGANICS
# &
# MISCELLANEOUS

**Project Name:** NEW BEDFORD HARBOR-LTM
**Project Number:** 60597627

**Lab Number:** L2041179
**Report Date:** 10/20/20

## SAMPLE RESULTS

Lab ID: L2041179-01
Client ID: S-247-20FSP20-01
Sample Location: NEW BEDFORD, MA

Date Collected: 09/28/20 15:30
Date Received: 09/29/20
Field Prep: Not Specified

Sample Depth:
Matrix: Sediment

| Parameter | Result | Qualifier | Units | RL | MDL | Dilution Factor | Date Prepared | Date Analyzed | Analytical Method | Analyst |
|---|---|---|---|---|---|---|---|---|---|---|
| **Total Organic Carbon - Mansfield Lab** | | | | | | | | | | |
| Total Organic Carbon (Rep1) | 2.12 | | % | 0.010 | 0.010 | 1 | - | 10/19/20 11:15 | 1,9060A | SP |
| Total Organic Carbon (Rep2) | 2.20 | | % | 0.010 | 0.010 | 1 | - | 10/19/20 11:15 | 1,9060A | SP |
| Total Organic Carbon (Average) | 2.16 | | % | 0.010 | 0.010 | 1 | - | 10/19/20 11:15 | 1,9060A | SP |
| **General Chemistry - Mansfield Lab** | | | | | | | | | | |
| Solids, Total | 97.9 | | % | 0.100 | 0.100 | 1 | - | 10/05/20 13:54 | 121,2540G | CC |

**Project Name:** NEW BEDFORD HARBOR-LTM
**Project Number:** 60597627

**Lab Number:** L2041179
**Report Date:** 10/20/20

## SAMPLE RESULTS

Lab ID: L2041179-02
Client ID: S-250-20FSP20-01
Sample Location: NEW BEDFORD, MA

Date Collected: 09/28/20 15:34
Date Received: 09/29/20
Field Prep: Not Specified

Sample Depth:
Matrix: Sediment

| Parameter | Result | Qualifier | Units | RL | MDL | Dilution Factor | Date Prepared | Date Analyzed | Analytical Method | Analyst |
|---|---|---|---|---|---|---|---|---|---|---|
| **Total Organic Carbon - Mansfield Lab** | | | | | | | | | | |
| Total Organic Carbon (Rep1) | 1.66 | | % | 0.010 | 0.010 | 1 | - | 10/19/20 11:15 | 1,9060A | SP |
| Total Organic Carbon (Rep2) | 1.44 | | % | 0.010 | 0.010 | 1 | - | 10/19/20 11:15 | 1,9060A | SP |
| Total Organic Carbon (Average) | 1.55 | | % | 0.010 | 0.010 | 1 | - | 10/19/20 11:15 | 1,9060A | SP |
| **General Chemistry - Mansfield Lab** | | | | | | | | | | |
| Solids, Total | 98.2 | | % | 0.100 | 0.100 | 1 | - | 10/05/20 13:54 | 121,2540G | CC |

**Project Name:** NEW BEDFORD HARBOR-LTM
**Project Number:** 60597627

**Lab Number:** L2041179
**Report Date:** 10/20/20

## SAMPLE RESULTS

Lab ID: L2041179-03
Client ID: S-304-20FSP20-01
Sample Location: NEW BEDFORD, MA

Date Collected: 09/28/20 09:57
Date Received: 09/29/20
Field Prep: Not Specified

Sample Depth:
Matrix: Sediment

| Parameter | Result | Qualifier | Units | RL | MDL | Dilution Factor | Date Prepared | Date Analyzed | Analytical Method | Analyst |
|---|---|---|---|---|---|---|---|---|---|---|
| **Total Organic Carbon - Mansfield Lab** | | | | | | | | | | |
| Total Organic Carbon (Rep1) | 1.10 | | % | 0.010 | 0.010 | 1 | - | 10/19/20 11:15 | 1,9060A | SP |
| Total Organic Carbon (Rep2) | 1.29 | | % | 0.010 | 0.010 | 1 | - | 10/19/20 11:15 | 1,9060A | SP |
| Total Organic Carbon (Average) | 1.20 | | % | 0.010 | 0.010 | 1 | - | 10/19/20 11:15 | 1,9060A | SP |
| **General Chemistry - Mansfield Lab** | | | | | | | | | | |
| Solids, Total | 98.4 | | % | 0.100 | 0.100 | 1 | - | 10/05/20 13:54 | 121,2540G | CC |

**Project Name:** NEW BEDFORD HARBOR-LTM
**Project Number:** 60597627

**Lab Number:** L2041179
**Report Date:** 10/20/20

## SAMPLE RESULTS

Lab ID: L2041179-04
Client ID: S-306-20FSP20-01
Sample Location: NEW BEDFORD, MA

Date Collected: 09/28/20 12:31
Date Received: 09/29/20
Field Prep: Not Specified

Sample Depth:
Matrix: Sediment

| Parameter | Result | Qualifier | Units | RL | MDL | Dilution Factor | Date Prepared | Date Analyzed | Analytical Method | Analyst |
|---|---|---|---|---|---|---|---|---|---|---|
| **Total Organic Carbon - Mansfield Lab** | | | | | | | | | | |
| Total Organic Carbon (Rep1) | 0.090 | | % | 0.010 | 0.010 | 1 | - | 10/19/20 11:15 | 1,9060A | SP |
| Total Organic Carbon (Rep2) | 0.105 | | % | 0.010 | 0.010 | 1 | - | 10/19/20 11:15 | 1,9060A | SP |
| Total Organic Carbon (Average) | 0.098 | | % | 0.010 | 0.010 | 1 | - | 10/19/20 11:15 | 1,9060A | SP |
| **General Chemistry - Mansfield Lab** | | | | | | | | | | |
| Solids, Total | 99.5 | | % | 0.100 | 0.100 | 1 | - | 10/05/20 13:54 | 121,2540G | CC |

**Project Name:** NEW BEDFORD HARBOR-LTM
**Project Number:** 60597627

**Lab Number:** L2041179
**Report Date:** 10/20/20

## SAMPLE RESULTS

Lab ID: L2041179-05
Client ID: S-309-20FSP20-01
Sample Location: NEW BEDFORD, MA

Date Collected: 09/28/20 13:37
Date Received: 09/29/20
Field Prep: Not Specified

Sample Depth:
Matrix: Sediment

| Parameter | Result | Qualifier | Units | RL | MDL | Dilution Factor | Date Prepared | Date Analyzed | Analytical Method | Analyst |
|---|---|---|---|---|---|---|---|---|---|---|
| **Total Organic Carbon - Mansfield Lab** | | | | | | | | | | |
| Total Organic Carbon (Rep1) | 2.04 | | % | 0.010 | 0.010 | 1 | - | 10/19/20 11:15 | 1,9060A | SP |
| Total Organic Carbon (Rep2) | 2.06 | | % | 0.010 | 0.010 | 1 | - | 10/19/20 11:15 | 1,9060A | SP |
| Total Organic Carbon (Average) | 2.05 | | % | 0.010 | 0.010 | 1 | - | 10/19/20 11:15 | 1,9060A | SP |
| **General Chemistry - Mansfield Lab** | | | | | | | | | | |
| Solids, Total | 98.0 | | % | 0.100 | 0.100 | 1 | - | 10/05/20 13:54 | 121,2540G | CC |

**Project Name:** NEW BEDFORD HARBOR-LTM
**Project Number:** 60597627

**Lab Number:** L2041179
**Report Date:** 10/20/20

## SAMPLE RESULTS

Lab ID: L2041179-06
Client ID: S-310-20FSP20-01
Sample Location: NEW BEDFORD, MA

Date Collected: 09/28/20 11:35
Date Received: 09/29/20
Field Prep: Not Specified

Sample Depth:
Matrix: Sediment

| Parameter | Result | Qualifier | Units | RL | MDL | Dilution Factor | Date Prepared | Date Analyzed | Analytical Method | Analyst |
|---|---|---|---|---|---|---|---|---|---|---|
| **Total Organic Carbon - Mansfield Lab** | | | | | | | | | | |
| Total Organic Carbon (Rep1) | 1.09 | | % | 0.010 | 0.010 | 1 | - | 10/19/20 11:15 | 1,9060A | SP |
| Total Organic Carbon (Rep2) | 0.970 | | % | 0.010 | 0.010 | 1 | - | 10/19/20 11:15 | 1,9060A | SP |
| Total Organic Carbon (Average) | 1.03 | | % | 0.010 | 0.010 | 1 | - | 10/19/20 11:15 | 1,9060A | SP |
| **General Chemistry - Mansfield Lab** | | | | | | | | | | |
| Solids, Total | 98.0 | | % | 0.100 | 0.100 | 1 | - | 10/05/20 13:54 | 121,2540G | CC |

**Project Name:** NEW BEDFORD HARBOR-LTM
**Project Number:** 60597627

**Lab Number:** L2041179
**Report Date:** 10/20/20

## SAMPLE RESULTS

Lab ID: L2041179-07
Client ID: S-310-20FSP20-01-REP
Sample Location: NEW BEDFORD, MA

Date Collected: 09/28/20 12:49
Date Received: 09/29/20
Field Prep: Not Specified

Sample Depth:
Matrix: Sediment

| Parameter | Result | Qualifier | Units | RL | MDL | Dilution Factor | Date Prepared | Date Analyzed | Analytical Method | Analyst |
|---|---|---|---|---|---|---|---|---|---|---|
| **Total Organic Carbon - Mansfield Lab** | | | | | | | | | | |
| Total Organic Carbon (Rep1) | 1.14 | | % | 0.010 | 0.010 | 1 | - | 10/19/20 11:15 | 1,9060A | SP |
| Total Organic Carbon (Rep2) | 1.09 | | % | 0.010 | 0.010 | 1 | - | 10/19/20 11:15 | 1,9060A | SP |
| Total Organic Carbon (Average) | 1.12 | | % | 0.010 | 0.010 | 1 | - | 10/19/20 11:15 | 1,9060A | SP |
| **General Chemistry - Mansfield Lab** | | | | | | | | | | |
| Solids, Total | 98.5 | | % | 0.100 | 0.100 | 1 | - | 10/05/20 13:54 | 121,2540G | CC |

**Project Name:** NEW BEDFORD HARBOR-LTM
**Project Number:** 60597627

**Lab Number:** L2041179
**Report Date:** 10/20/20

## SAMPLE RESULTS

Lab ID: L2041179-08
Client ID: S-311-20FSP20-01
Sample Location: NEW BEDFORD, MA

Date Collected: 09/28/20 11:03
Date Received: 09/29/20
Field Prep: Not Specified

Sample Depth:
Matrix: Sediment

| Parameter | Result | Qualifier | Units | RL | MDL | Dilution Factor | Date Prepared | Date Analyzed | Analytical Method | Analyst |
|---|---|---|---|---|---|---|---|---|---|---|
| **Total Organic Carbon - Mansfield Lab** | | | | | | | | | | |
| Total Organic Carbon (Rep1) | 0.368 | | % | 0.010 | 0.010 | 1 | - | 10/19/20 11:15 | 1,9060A | SP |
| Total Organic Carbon (Rep2) | 0.358 | | % | 0.010 | 0.010 | 1 | - | 10/19/20 11:15 | 1,9060A | SP |
| Total Organic Carbon (Average) | 0.363 | | % | 0.010 | 0.010 | 1 | - | 10/19/20 11:15 | 1,9060A | SP |
| **General Chemistry - Mansfield Lab** | | | | | | | | | | |
| Solids, Total | 99.4 | | % | 0.100 | 0.100 | 1 | - | 10/05/20 13:54 | 121,2540G | CC |

**Project Name:** NEW BEDFORD HARBOR-LTM
**Project Number:** 60597627

**Lab Number:** L2041179
**Report Date:** 10/20/20

## SAMPLE RESULTS

Lab ID: L2041179-09
Client ID: S-317-20FSP20-01
Sample Location: NEW BEDFORD, MA

Date Collected: 09/28/20 13:54
Date Received: 09/29/20
Field Prep: Not Specified

Sample Depth:
Matrix: Sediment

| Parameter | Result | Qualifier | Units | RL | MDL | Dilution Factor | Date Prepared | Date Analyzed | Analytical Method | Analyst |
|---|---|---|---|---|---|---|---|---|---|---|
| **Total Organic Carbon - Mansfield Lab** | | | | | | | | | | |
| Total Organic Carbon (Rep1) | 2.77 | | % | 0.010 | 0.010 | 1 | - | 10/19/20 11:15 | 1,9060A | SP |
| Total Organic Carbon (Rep2) | 2.81 | | % | 0.010 | 0.010 | 1 | - | 10/19/20 11:15 | 1,9060A | SP |
| Total Organic Carbon (Average) | 2.79 | | % | 0.010 | 0.010 | 1 | - | 10/19/20 11:15 | 1,9060A | SP |
| **General Chemistry - Mansfield Lab** | | | | | | | | | | |
| Solids, Total | 96.0 | | % | 0.100 | 0.100 | 1 | - | 10/05/20 13:54 | 121,2540G | CC |

**Project Name:** NEW BEDFORD HARBOR-LTM
**Project Number:** 60597627

**Lab Number:** L2041179
**Report Date:** 10/20/20

## SAMPLE RESULTS

Lab ID: L2041179-10
Client ID: S-318-20FSP20-01
Sample Location: NEW BEDFORD, MA

Date Collected: 09/28/20 09:32
Date Received: 09/29/20
Field Prep: Not Specified

Sample Depth:
Matrix: Sediment

| Parameter | Result | Qualifier | Units | RL | MDL | Dilution Factor | Date Prepared | Date Analyzed | Analytical Method | Analyst |
|---|---|---|---|---|---|---|---|---|---|---|
| **Total Organic Carbon - Mansfield Lab** | | | | | | | | | | |
| Total Organic Carbon (Rep1) | 0.139 | | % | 0.010 | 0.010 | 1 | - | 10/19/20 11:15 | 1,9060A | SP |
| Total Organic Carbon (Rep2) | 0.144 | | % | 0.010 | 0.010 | 1 | - | 10/19/20 11:15 | 1,9060A | SP |
| Total Organic Carbon (Average) | 0.142 | | % | 0.010 | 0.010 | 1 | - | 10/19/20 11:15 | 1,9060A | SP |
| **General Chemistry - Mansfield Lab** | | | | | | | | | | |
| Solids, Total | 99.7 | | % | 0.100 | 0.100 | 1 | - | 10/05/20 13:54 | 121,2540G | CC |

**Project Name:** NEW BEDFORD HARBOR-LTM **Lab Number:** L2041179

**Project Number:** 60597627 **Report Date:** 10/20/20

# Method Blank Analysis
## Batch Quality Control

| Parameter | Result | Qualifier | Units | RL | MDL | Dilution Factor | Date Prepared | Date Analyzed | Analytical Method | Analyst |
|---|---|---|---|---|---|---|---|---|---|---|
| Total Organic Carbon - Mansfield Lab for sample(s): 01-10 Batch: WG1422048-1 | | | | | | | | | | |
| Total Organic Carbon (Rep1) | ND | | % | 0.010 | 0.010 | 1 | - | 10/19/20 11:15 | 1,9060A | SP |
| Total Organic Carbon (Rep2) | ND | | % | 0.010 | 0.010 | 1 | - | 10/19/20 11:15 | 1,9060A | SP |
| Total Organic Carbon (Average) | ND | | % | 0.010 | 0.010 | 1 | - | 10/19/20 11:15 | 1,9060A | SP |

# Lab Control Sample Analysis
## Batch Quality Control

**Project Name:** NEW BEDFORD HARBOR-LTM
**Project Number:** 60597627

**Lab Number:** L2041179
**Report Date:** 10/20/20

| Parameter | LCS %Recovery | Qual | LCSD %Recovery | Qual | %Recovery Limits | RPD | Qual | RPD Limits |
|---|---|---|---|---|---|---|---|---|
| Total Organic Carbon - Mansfield Lab Associated sample(s): 01-10 Batch: WG1422048-2 | | | | | | | | |
| Total Organic Carbon (Rep1) | 125 | | - | | 75-125 | - | | 25 |
| Total Organic Carbon (Rep2) | 111 | | - | | 75-125 | - | | 25 |
| Total Organic Carbon (Average) | 118 | | - | | 75-125 | - | | 25 |

# Matrix Spike Analysis
## Batch Quality Control

**Project Name:** NEW BEDFORD HARBOR-LTM
**Project Number:** 60597627

**Lab Number:** L2041179
**Report Date:** 10/20/20

| Parameter | Native Sample | MS Added | MS Found | MS %Recovery | Qual | MSD Found | MSD %Recovery | Qual | Recovery Limits | RPD | Qual | RPD Limits |
|---|---|---|---|---|---|---|---|---|---|---|---|---|
| Total Organic Carbon - Mansfield Lab Associated sample(s): 01-10 QC Batch ID: WG1422048-4 WG1422048-5 QC Sample: L2041179-06 Client ID: S-310-20FSP20-01 | | | | | | | | | | | | |
| Total Organic Carbon (Rep1) | 1.09 | 1.1 | 2.29 | 109 | | 2.27 | 90 | | 75-125 | 1 | | 25 |
| Total Organic Carbon (Rep2) | 0.970 | 0.973 | 1.99 | 105 | | 2.16 | 98 | | 75-125 | 8 | | 25 |

# Lab Duplicate Analysis

***Batch Quality Control***

**Project Name:** NEW BEDFORD HARBOR-LTM

**Project Number:** 60597627

***Lab Number:*** L2041179

***Report Date:*** 10/20/20

| Parameter | Native Sample | Duplicate Sample | Units | RPD | Qual | RPD Limits |
|---|---|---|---|---|---|---|
| General Chemistry - Mansfield Lab Associated sample(s): 01-10 QC Batch ID: WG1418237-1 QC Sample: L2040925-01 Client ID: DUP Sample | | | | | | |
| Solids, Total | 98.8 | 98.8 | % | 0 | | 10 |
| Total Organic Carbon - Mansfield Lab Associated sample(s): 01-10 QC Batch ID: WG1422048-3 QC Sample: L2041179-06 Client ID: S-310-20FSP20-01 | | | | | | |
| Total Organic Carbon (Rep1) | 1.09 | 0.962 | % | 12 | | 25 |
| Total Organic Carbon (Rep2) | 0.970 | 1.01 | % | 4 | | 25 |
| Total Organic Carbon (Average) | 1.03 | 0.986 | % | 4 | | 25 |

**Project Name:** NEW BEDFORD HARBOR-LTM
**Project Number:** 60597627

**Lab Number:** L2041179
**Report Date:** 10/20/20

## Sample Receipt and Container Information

Were project specific reporting limits specified? YES

### Cooler Information

| Cooler | Custody Seal |
|---|---|
| A | Absent |

### Container Information

| Container ID | Container Type | Cooler | Initial pH | Final pH | Temp deg C | Pres | Seal | Frozen Date/Time | Analysis(*) |
|---|---|---|---|---|---|---|---|---|---|
| L2041179-01A | Glass 120ml/4oz unpreserved | A | NA | | 5.0 | Y | Absent | | A2-AIRDRY(),A2-TOC-9060-2REPS(28) |
| L2041179-01X | Glass 120ml unpreserved split | A | NA | | 5.0 | Y | Absent | | A2-TS(7),A2-PCB209-C/H-8270(14) |
| L2041179-02A | Glass 120ml/4oz unpreserved | A | NA | | 5.0 | Y | Absent | | A2-AIRDRY(),A2-TOC-9060-2REPS(28) |
| L2041179-02X | Glass 120ml unpreserved split | A | NA | | 5.0 | Y | Absent | | A2-TS(7),A2-PCB209-C/H-8270(14) |
| L2041179-03A | Glass 120ml/4oz unpreserved | A | NA | | 5.0 | Y | Absent | | A2-AIRDRY(),A2-TOC-9060-2REPS(28) |
| L2041179-03X | Glass 120ml unpreserved split | A | NA | | 5.0 | Y | Absent | | A2-TS(7),A2-PCB209-C/H-8270(14) |
| L2041179-04A | Glass 120ml/4oz unpreserved | A | NA | | 5.0 | Y | Absent | | A2-AIRDRY(),A2-TOC-9060-2REPS(28) |
| L2041179-04X | Glass 120ml unpreserved split | A | NA | | 5.0 | Y | Absent | | A2-TS(7),A2-PCB209-C/H-8270(14) |
| L2041179-05A | Glass 120ml/4oz unpreserved | A | NA | | 5.0 | Y | Absent | | A2-AIRDRY(),A2-TOC-9060-2REPS(28) |
| L2041179-05X | Glass 120ml unpreserved split | A | NA | | 5.0 | Y | Absent | | A2-TS(7),A2-PCB209-C/H-8270(14) |
| L2041179-06A | Glass 120ml/4oz unpreserved | A | NA | | 5.0 | Y | Absent | | A2-AIRDRY(),A2-TOC-9060-2REPS(28) |
| L2041179-06B | Glass 120ml/4oz unpreserved | A | NA | | 5.0 | Y | Absent | | A2-AIRDRY(),A2-TOC-9060-2REPS(28) |
| L2041179-06X | Glass 120ml unpreserved split | A | NA | | 5.0 | Y | Absent | | A2-TS(7),A2-PCB209-C/H-8270(14) |
| L2041179-07A | Glass 120ml/4oz unpreserved | A | NA | | 5.0 | Y | Absent | | A2-AIRDRY(),A2-TOC-9060-2REPS(28) |
| L2041179-07X | Glass 120ml unpreserved split | A | NA | | 5.0 | Y | Absent | | A2-TS(7),A2-PCB209-C/H-8270(14) |
| L2041179-08A | Glass 120ml/4oz unpreserved | A | NA | | 5.0 | Y | Absent | | A2-AIRDRY(),A2-TOC-9060-2REPS(28) |
| L2041179-08X | Glass 120ml unpreserved split | A | NA | | 5.0 | Y | Absent | | A2-TS(7),A2-PCB209-C/H-8270(14) |
| L2041179-09A | Glass 120ml/4oz unpreserved | A | NA | | 5.0 | Y | Absent | | A2-AIRDRY(),A2-TOC-9060-2REPS(28) |
| L2041179-09X | Glass 120ml unpreserved split | A | NA | | 5.0 | Y | Absent | | A2-TS(7),A2-PCB209-C/H-8270(14) |
| L2041179-10A | Glass 120ml/4oz unpreserved | A | NA | | 5.0 | Y | Absent | | A2-AIRDRY(),A2-TOC-9060-2REPS(28) |
| L2041179-10X | Glass 120ml unpreserved split | A | NA | | 5.0 | Y | Absent | | A2-TS(7),A2-PCB209-C/H-8270(14) |

*Values in parentheses indicate holding time in days

| | | | |
|---|---|---|---|
| **Project Name:** | NEW BEDFORD HARBOR-LTM | **Lab Number:** | L2041179 |
| **Project Number:** | 60597627 | **Report Date:** | 10/20/20 |

## GLOSSARY

***Acronyms***

| | |
|---|---|
| DL | - Detection Limit: This value represents the level to which target analyte concentrations are reported as estimated values, when those target analyte concentrations are quantified below the limit of quantitation (LOQ). The DL includes any adjustments from dilutions, concentrations or moisture content, where applicable. (DoD report formats only.) |
| EDL | - Estimated Detection Limit: This value represents the level to which target analyte concentrations are reported as estimated values, when those target analyte concentrations are quantified below the reporting limit (RL). The EDL includes any adjustments from dilutions, concentrations or moisture content, where applicable. The use of EDLs is specific to the analysis of PAHs using Solid-Phase Microextraction (SPME). |
| EMPC | - Estimated Maximum Possible Concentration: The concentration that results from the signal present at the retention time of an analyte when the ions meet all of the identification criteria except the ion abundance ratio criteria. An EMPC is a worst-case estimate of the concentration. |
| EPA | - Environmental Protection Agency. |
| LCS | - Laboratory Control Sample: A sample matrix, free from the analytes of interest, spiked with verified known amounts of analytes or a material containing known and verified amounts of analytes. |
| LCSD | - Laboratory Control Sample Duplicate: Refer to LCS. |
| LFB | - Laboratory Fortified Blank: A sample matrix, free from the analytes of interest, spiked with verified known amounts of analytes or a material containing known and verified amounts of analytes. |
| LOD | - Limit of Detection: This value represents the level to which a target analyte can reliably be detected for a specific analyte in a specific matrix by a specific method. The LOD includes any adjustments from dilutions, concentrations or moisture content, where applicable. (DoD report formats only.) |
| LOQ | - Limit of Quantitation: The value at which an instrument can accurately measure an analyte at a specific concentration. The LOQ includes any adjustments from dilutions, concentrations or moisture content, where applicable. (DoD report formats only.)<br><br>Limit of Quantitation: The value at which an instrument can accurately measure an analyte at a specific concentration. The LOQ includes any adjustments from dilutions, concentrations or moisture content, where applicable. (DoD report formats only.) |
| MDL | - Method Detection Limit: This value represents the level to which target analyte concentrations are reported as estimated values, when those target analyte concentrations are quantified below the reporting limit (RL). The MDL includes any adjustments from dilutions, concentrations or moisture content, where applicable. |
| MS | - Matrix Spike Sample: A sample prepared by adding a known mass of target analyte to a specified amount of matrix sample for which an independent estimate of target analyte concentration is available. For Method 332.0, the spike recovery is calculated using the native concentration, including estimated values. |
| MSD | - Matrix Spike Sample Duplicate: Refer to MS. |
| NA | - Not Applicable. |
| NC | - Not Calculated: Term is utilized when one or more of the results utilized in the calculation are non-detect at the parameter's reporting unit. |
| NDPA/DPA | - N-Nitrosodiphenylamine/Diphenylamine. |
| NI | - Not Ignitable. |
| NP | - Non-Plastic: Term is utilized for the analysis of Atterberg Limits in soil. |
| NR | - No Results: Term is utilized when 'No Target Compounds Requested' is reported for the analysis of Volatile or Semivolatile Organic TIC only requests. |
| RL | - Reporting Limit: The value at which an instrument can accurately measure an analyte at a specific concentration. The RL includes any adjustments from dilutions, concentrations or moisture content, where applicable. |
| RPD | - Relative Percent Difference: The results from matrix and/or matrix spike duplicates are primarily designed to assess the precision of analytical results in a given matrix and are expressed as relative percent difference (RPD). Values which are less than five times the reporting limit for any individual parameter are evaluated by utilizing the absolute difference between the values; although the RPD value will be provided in the report. |
| SRM | - Standard Reference Material: A reference sample of a known or certified value that is of the same or similar matrix as the associated field samples. |
| STLP | - Semi-dynamic Tank Leaching Procedure per EPA Method 1315. |
| TEF | - Toxic Equivalency Factors: The values assigned to each dioxin and furan to evaluate their toxicity relative to 2,3,7,8-TCDD. |
| TEQ | - Toxic Equivalent: The measure of a sample's toxicity derived by multiplying each dioxin and furan by its corresponding TEF and then summing the resulting values. |
| TIC | - Tentatively Identified Compound: A compound that has been identified to be present and is not part of the target compound list (TCL) for the method and/or program. All TICs are qualitatively identified and reported as estimated concentrations. |

*Report Format: DU Report with 'J' Qualifiers*

| | | | |
|---|---|---|---|
| **Project Name:** | NEW BEDFORD HARBOR-LTM | **Lab Number:** | L2041179 |
| **Project Number:** | 60597627 | **Report Date:** | 10/20/20 |

***Footnotes***

1 - The reference for this analyte should be considered modified since this analyte is absent from the target analyte list of the original method.

***Terms***

Analytical Method: Both the document from which the method originates and the analytical reference method. (Example: EPA 8260B is shown as 1,8260B.) The codes for the reference method documents are provided in the References section of the Addendum.

Difference: With respect to Total Oxidizable Precursor (TOP) Assay analysis, the difference is defined as the Post-Treatment value minus the Pre-Treatment value.

Final pH: As it pertains to Sample Receipt & Container Information section of the report, Final pH reflects pH of container determined after adjustment at the laboratory, if applicable. If no adjustment required, value reflects Initial pH.

Frozen Date/Time: With respect to Volatile Organics in soil, Frozen Date/Time reflects the date/time at which associated Reagent Water-preserved vials were initially frozen. Note: If frozen date/time is beyond 48 hours from sample collection, value will be reflected in 'bold'.

Initial pH: As it pertains to Sample Receipt & Container Information section of the report, Initial pH reflects pH of container determined upon receipt, if applicable.

PAH Total: With respect to Alkylated PAH analyses, the 'PAHs, Total' result is defined as the summation of results for all or a subset of the following compounds: Naphthalene, C1-C4 Naphthalenes, 2-Methylnaphthalene, 1-Methylnaphthalene, Biphenyl, Acenaphthylene, Acenaphthene, Fluorene, C1-C3 Fluorenes, Phenanthrene, C1-C4 Phenanthrenes/Anthracenes, Anthracene, Fluoranthene, Pyrene, C1-C4 Fluoranthenes/Pyrenes, Benz(a)anthracene, Chrysene, C1-C4 Chrysenes, Benzo(b)fluoranthene, Benzo(j)+(k)fluoranthene, Benzo(e)pyrene, Benzo(a)pyrene, Perylene, Indeno(1,2,3-cd)pyrene, Dibenz(ah)+(ac)anthracene, Benzo(g,h,i)perylene. If a 'Total' result is requested, the results of its individual components will also be reported.

PFAS Total: With respect to PFAS analyses, the 'PFAS, Total (5)' result is defined as the summation of results for: PFHpA, PFHxS, PFOA, PFNA and PFOS. If a 'Total' result is requested, the results of its individual components will also be reported.

The target compound Chlordane (CAS No. 57-74-9) is reported for GC ECD analyses. Per EPA,this compound "refers to a mixture of chlordane isomers, other chlorinated hydrocarbons and numerous other components." (Reference: USEPA Toxicological Review of Chlordane, In Support of Summary Information on the Integrated Risk Information System (IRIS), December 1997.)

Total: With respect to Organic analyses, a 'Total' result is defined as the summation of results for individual isomers or Aroclors. If a 'Total' result is requested, the results of its individual components will also be reported. This is applicable to 'Total' results for methods 8260, 8081 and 8082.

***Data Qualifiers***

**A** - Spectra identified as "Aldol Condensates" are byproducts of the extraction/concentration procedures when acetone is introduced in the process.

**B** - The analyte was detected above the reporting limit in the associated method blank. Flag only applies to associated field samples that have detectable concentrations of the analyte at less than ten times (10x) the concentration found in the blank. For MCP-related projects, flag only applies to associated field samples that have detectable concentrations of the analyte at less than ten times (10x) the concentration found in the blank. For DOD-related projects, flag only applies to associated field samples that have detectable concentrations of the analyte at less than ten times (10x) the concentration found in the blank AND the analyte was detected above one-half the reporting limit (or above the reporting limit for common lab contaminants) in the associated method blank. For NJ-Air-related projects, flag only applies to associated field samples that have detectable concentrations of the analyte above the reporting limit. For NJ-related projects (excluding Air), flag only applies to associated field samples that have detectable concentrations of the analyte, which was detected above the reporting limit in the associated method blank or above five times the reporting limit for common lab contaminants (Phthalates, Acetone, Methylene Chloride, 2-Butanone).

**C** - Co-elution: The target analyte co-elutes with a known lab standard (i.e. surrogate, internal standards, etc.) for co-extracted analyses.

**D** - Concentration of analyte was quantified from diluted analysis. Flag only applies to field samples that have detectable concentrations of the analyte.

**E** - Concentration of analyte exceeds the range of the calibration curve and/or linear range of the instrument.

**F** - The ratio of quantifier ion response to qualifier ion response falls outside of the laboratory criteria. Results are considered to be an estimated maximum concentration.

**G** - The concentration may be biased high due to matrix interferences (i.e, co-elution) with non-target compound(s). The result should be considered estimated.

**H** - The analysis of pH was performed beyond the regulatory-required holding time of 15 minutes from the time of sample collection.

**I** - The lower value for the two columns has been reported due to obvious interference.

**J** - Estimated value. The Target analyte concentration is below the quantitation limit (RL), but above the Method Detection Limit (MDL) or Estimated Detection Limit (EDL) for SPME-related analyses. This represents an estimated concentration for Tentatively Identified Compounds (TICs).

**M** - Reporting Limit (RL) exceeds the MCP CAM Reporting Limit for this analyte.

**ND** - Not detected at the method detection limit (MDL) for the sample, or estimated detection limit (EDL) for SPME-related analyses.

**NJ** - Presumptive evidence of compound. This represents an estimated concentration for Tentatively Identified Compounds (TICs), where

| | | | |
|---|---|---|---|
| **Project Name:** | NEW BEDFORD HARBOR-LTM | **Lab Number:** | L2041179 |
| **Project Number:** | 60597627 | **Report Date:** | 10/20/20 |

***Data Qualifiers***

the identification is based on a mass spectral library search.

**P** - The RPD between the results for the two columns exceeds the method-specified criteria.

**Q** - The quality control sample exceeds the associated acceptance criteria. For DOD-related projects, LCS and/or Continuing Calibration Standard exceedences are also qualified on all associated sample results. Note: This flag is not applicable for matrix spike recoveries when the sample concentration is greater than 4x the spike added or for batch duplicate RPD when the sample concentrations are less than 5x the RL. (Metals only.)

**R** - Analytical results are from sample re-analysis.

**RE** - Analytical results are from sample re-extraction.

**S** - Analytical results are from modified screening analysis.

## REFERENCES

1 Test Methods for Evaluating Solid Waste: Physical/Chemical Methods. EPA SW-846. Third Edition. Updates I - VI, 2018.

105 Test Methods for Evaluating Solid Waste: Physical/Chemical Methods. EPA SW-846. Third Edition. Updates I - IIIA, 1997 in conjunction with NOAA Technical Memorandum NMFS-NWFSC-59: Extraction, Cleanup and GC/MS Analysis of Sediments and Tissues for Organic Contaminants, March 2004 and the Determination of Pesticides and PCBs in Water and Oil/Sediment by GC/MS: Method 680, EPA 01A0005295, November 1985.

121 Standard Methods for the Examination of Water and Wastewater. APHA-AWWA-WEF. Standard Methods Online.

## LIMITATION OF LIABILITIES

Alpha Analytical performs services with reasonable care and diligence normal to the analytical testing laboratory industry. In the event of an error, the sole and exclusive responsibility of Alpha Analytical shall be to re-perform the work at it's own expense. In no event shall Alpha Analytical be held liable for any incidental, consequential or special damages, including but not limited to, damages in any way connected with the use of, interpretation of, information or analysis provided by Alpha Analytical.

We strongly urge our clients to comply with EPA protocol regarding sample volume, preservation, cooling, containers, sampling procedures, holding time and splitting of samples in the field.

# Certification Information

**The following analytes are not included in our Primary NELAP Scope of Accreditation:**

**Westborough Facility**
**EPA 624/624.1:** m/p-xylene, o-xylene, Naphthalene
**EPA 8260C:** NPW: 1,2,4,5-Tetramethylbenzene; 4-Ethyltoluene, Azobenzene; SCM: Iodomethane (methyl iodide), 1,2,4,5-Tetramethylbenzene; 4-Ethyltoluene.
**EPA 8270D:** NPW: Dimethylnaphthalene,1,4-Diphenylhydrazine; SCM: Dimethylnaphthalene,1,4-Diphenylhydrazine.
**SM4500**: NPW: Amenable Cyanide; SCM: Total Phosphorus, TKN, NO2, NO3.

**Mansfield Facility**
**SM 2540D:** TSS
**EPA 8082A:** NPW: PCB: 1, 5, 31, 87,101, 110, 141, 151, 153, 180, 183, 187.
**EPA TO-15:** Halothane, 2,4,4-Trimethyl-2-pentene, 2,4,4-Trimethyl-1-pentene, Thiophene, 2-Methylthiophene, 3-Methylthiophene, 2-Ethylthiophene, 1,2,3-Trimethylbenzene, Indan, Indene, 1,2,4,5-Tetramethylbenzene, Benzothiophene, 1-Methylnaphthalene.
**EPA TO-12** Non-methane organics
**EPA 3C** Fixed gases
**Biological Tissue Matrix:** EPA 3050B

**The following analytes are included in our Massachusetts DEP Scope of Accreditation**

**Westborough Facility:**

***Drinking Water***
**EPA 300.0**: Chloride, Nitrate-N, Fluoride, Sulfate; **EPA 353.2**: Nitrate-N, Nitrite-N; **SM4500NO3-F**: Nitrate-N, Nitrite-N; **SM4500F-C, SM4500CN-CE, EPA 180.1, SM2130B, SM4500Cl-D, SM2320B, SM2540C, SM4500H-B, SM4500NO2-B**
**EPA 332**: Perchlorate; **EPA 524.2:** THMs and VOCs; **EPA 504.1:** EDB, DBCP.
**Microbiology**: **SM9215B; SM9223-P/A, SM9223B-Colilert-QT,SM9222D**.

***Non-Potable Water***
**SM4500H,B, EPA 120.1, SM2510B, SM2540C, SM2320B, SM4500CL-E, SM4500F-BC, SM4500NH3-BH:** Ammonia-N and Kjeldahl-N, **EPA 350.1**: Ammonia-N, **LACHAT 10-107-06-1-B**: Ammonia-N, **EPA 351.1, SM4500NO3-F, EPA 353.2**: Nitrate-N**, SM4500P-E, SM4500P-B, E, SM4500SO4-E, SM5220D, EPA 410.4, SM5210B, SM5310C, SM4500CL-D, EPA 1664, EPA 420.1, SM4500-CN-CE, SM2540D, EPA 300: Chloride, Sulfate, Nitrate.**
**EPA 624.1**: Volatile Halocarbons & Aromatics,
**EPA 608.3**: Chlordane, Toxaphene, Aldrin, alpha-BHC, beta-BHC, gamma-BHC, delta-BHC, Dieldrin, DDD, DDE, DDT, Endosulfan I, Endosulfan II, Endosulfan sulfate, Endrin, Endrin Aldehyde, Heptachlor, Heptachlor Epoxide, PCBs
**EPA 625.1**: SVOC (Acid/Base/Neutral Extractables), **EPA 600/4-81-045**: PCB-Oil.
**Microbiology**: **SM9223B-Colilert-QT; Enterolert-QT, SM9221E, EPA 1600, EPA 1603.**

**Mansfield Facility:**

***Drinking Water***
**EPA 200.7:** Al, Ba, Cd, Cr, Cu, Fe, Mn, Ni, Na, Ag, Ca, Zn. **EPA 200.8:** Al, Sb, As, Ba, Be, Cd, Cr, Cu, Pb, Mn, Ni, Se, Ag, TL, Zn. **EPA 245.1** Hg.
**EPA 522.**

***Non-Potable Water***
**EPA 200.7:** Al, Sb, As, Be, Cd, Ca, Cr, Co, Cu, Fe, Pb, Mg, Mn, Mo, Ni, K, Se, Ag, Na, Sr, TL, Ti, V, Zn.
**EPA 200.8:** Al, Sb**,** As, Be, Cd, Cr, Cu, Fe, Pb, Mn, Ni, K, Se, Ag, Na, TL, Zn.
**EPA 245.1** Hg.
**SM2340B**

For a complete listing of analytes and methods, please contact your Alpha Project Manager.

9/29/20 L2041179 Serial_No:10202016:47

**COC ID:** 20200928-Alpha **TURNAROUND TIME:** Standard **RUSH:**

| PROJECT/CLIENT INFO | | | |
|---|---|---|---|
| Facility Name | New Bedford Harbor - LTM | | |
| Project Number | | | |
| Department | | | |
| Address | 103 Sawyer St | | |
| City | New Bedford | State | MA |
| Postal Code | 02746 | Country | |
| Phone Number | | | |
| Project Manager | Will Humphries | | |
| Email Address | | | |

| LABORATORY | | | |
|---|---|---|---|
| Lab Name | Alpha Analytical Lab | | |
| Lab Contact | Liz Porta | | |
| Email | | | |
| Address | 320 Forbes Boulevard | | |
| City | Mansfield | State | MA |
| Postal Code | 02048 | Country | |
| Phone Number | | | |
| Quote Number | | | |
| PO Number | | | |

| OTHER INFO | |
|---|---|
| Email Invoice To | maura.surprenant@aecom.com |
| Invoice Reports | |
| Email Report To | helen.jones@aecom.com |
| Email Reports | |
| Shipping Company | AAL |
| Tracking Number | |
| Cooler Count | 1 |
| Cooler Description | |
| Sampler 2 | |
| Sampler 3 | |

SAMPLE DETAILS / ANALYSIS REQUESTED

Filtered - F: Field, L: Lab, FL: Field & Lab, N: None

| Sample ID | Start Depth | End Depth | Depth Unit | Field Matrix | Date | Time (24hr) | G=Grab C=Comp | Total # Of Cont. | FIL. | PRESERV. | ANALYSIS: TOC | ANALYSIS: PCB Congeners | |
|---|---|---|---|---|---|---|---|---|---|---|---|---|---|
| S-247-20FSP20-01 | 0 | 2 | CM | SE | 2020/09/28 | 15:30 | G | 1 | | | X | X | |
| S-250-20FSP20-01 | 0 | 2 | CM | SE | 2020/09/28 | 15:34 | G | 1 | | | X | X | |
| S-304-20FSP20-01 | 0 | 2 | CM | SE | 2020/09/28 | 09:57 | G | 1 | | | X | X | |
| S-306-20FSP20-01 | 0 | 2 | CM | SE | 2020/09/28 | 12:31 | G | 1 | | | X | X | |
| S-309-20FSP20-01 | 0 | 2 | CM | SE | 2020/09/28 | 13:37 | G | 1 | | | X | X | |
| S-310-20FSP20-01 | 0 | 2 | CM | SE | 2020/09/28 | 11:35 | G | 2 | | | X | X | MS/ MSD |
| S-310-20FSP20-01-REP | 0 | 2 | CM | SE | 2020/09/28 | 12:49 | G | 1 | | | X | X | |
| S-311-20FSP20-01 | 0 | 2 | CM | SE | 2020/09/28 | 11:03 | G | 1 | | | X | X | |
| S-317-20FSP20-01 | 0 | 2 | CM | SE | 2020/09/28 | 13:54 | G | 1 | | | X | X | |
| S-318-20FSP20-01 | 0 | 2 | CM | SE | 2020/09/28 | 09:32 | G | 1 | | | X | X | |

| ADDITIONAL COMMENTS/SPECIAL INSTRUCTIONS | RELINQUISHED BY/AFFILIATION | DATE/TIME | ACCEPTED BY/AFFILIATION | DATE/TIME |
|---|---|---|---|---|
| "H" denotes hold until further instruction | Briley Barra AECOM | 09/28/2016:00 | Helen Sztelat AECOM | 09/29/20 1530 |
| *S-310-20FSP20-01 is MS/MSD* | Helen Sztelat AECOM | 09/29/20 1538 | [illegible] AAL | 9/29/20 15:58 |
| [illegible] DICE 9/29/20 2020 | [illegible] | 9/29/20 1735 | [illegible] | 9/29/20 1735 |
| | [illegible] | 9/29/20 2020 | [illegible] DICE | 9/29/20 1948 |

| NB OF BOTTLES RETURNED/DESCRIPTION | | | | |
|---|---|---|---|---|
| | Sampler's Name | Briley Barra | Mobile # | 607-229-7790 |
| | Sampler's Signature | Briley Barra | Date/Time | 2020/09/29 |

AAL 9/29/20 20:20

# ANALYTICAL REPORT

| | |
|---|---|
| Lab Number: | L2041490 |
| Client: | AECOM<br>250 Apollo Drive<br>Chelmsford, MA 01824 |
| ATTN: | Will Humphries |
| Phone: | (978) 833-6950 |
| Project Name: | NEW BEDFORD HARBOR-LTM |
| Project Number: | 60597627 |
| Report Date: | 10/21/20 |

The original project report/data package is held by Alpha Analytical. This report/data package is paginated and should be reproduced only in its entirety. Alpha Analytical holds no responsibility for results and/or data that are not consistent with the original.

Certifications & Approvals: MA (M-MA030), NH NELAP (2062), CT (PH-0141), DoD (L2474), FL (E87814), IL (200081), LA (85084), ME (MA00030), MD (350), NJ (MA015), NY (11627), NC (685), OH (CL106), PA (68-02089), RI (LAO00299), TX (T104704419), VT (VT-0015), VA (460194), WA (C954), US Army Corps of Engineers, USDA (Permit #P330-17-00150), USFWS (Permit #206964).

320 Forbes Boulevard, Mansfield, MA 02048-1806
508-822-9300 (Fax) 508-822-3288 800-624-9220 - www.alphalab.com

**Project Name:** NEW BEDFORD HARBOR-LTM
**Project Number:** 60597627

**Lab Number:** L2041490
**Report Date:** 10/21/20

| Alpha Sample ID | Client ID | Matrix | Sample Location | Collection Date/Time | Receive Date |
|---|---|---|---|---|---|
| L2041490-01 | S-204-20FSP20-01 | SEDIMENT | NEW BEDFORD, MA | 09/29/20 11:46 | 09/30/20 |
| L2041490-02 | S-207-20FSP20-01 | SEDIMENT | NEW BEDFORD, MA | 09/29/20 09:16 | 09/30/20 |
| L2041490-03 | S-208-20FSP20-01 | SEDIMENT | NEW BEDFORD, MA | 09/29/20 08:23 | 09/30/20 |
| L2041490-04 | S-211-20FSP20-01 | SEDIMENT | NEW BEDFORD, MA | 09/29/20 10:20 | 09/30/20 |
| L2041490-05 | S-212-20FSP20-01 | SEDIMENT | NEW BEDFORD, MA | 09/29/20 13:00 | 09/30/20 |
| L2041490-06 | S-216-20FSP20-01 | SEDIMENT | NEW BEDFORD, MA | 09/29/20 14:14 | 09/30/20 |
| L2041490-07 | S-217-20FSP20-01 | SEDIMENT | NEW BEDFORD, MA | 09/29/20 15:06 | 09/30/20 |
| L2041490-08 | S-240-20FSP20-01 | SEDIMENT | NEW BEDFORD, MA | 09/29/20 13:17 | 09/30/20 |
| L2041490-09 | S-241-20FSP20-01 | SEDIMENT | NEW BEDFORD, MA | 09/29/20 14:30 | 09/30/20 |
| L2041490-10 | S-242-20FSP20-01 | SEDIMENT | NEW BEDFORD, MA | 09/29/20 15:33 | 09/30/20 |
| L2041490-11 | S-245-20FSP20-01 | SEDIMENT | NEW BEDFORD, MA | 09/29/20 11:45 | 09/30/20 |
| L2041490-12 | S-249-20FSP20-01 | SEDIMENT | NEW BEDFORD, MA | 09/29/20 10:13 | 09/30/20 |
| L2041490-13 | S-253-20FSP20-01 | SEDIMENT | NEW BEDFORD, MA | 09/29/20 08:52 | 09/30/20 |

| | | | |
|---|---|---|---|
| **Project Name:** | NEW BEDFORD HARBOR-LTM | **Lab Number:** | L2041490 |
| **Project Number:** | 60597627 | **Report Date:** | 10/21/20 |

## Case Narrative

The samples were received in accordance with the Chain of Custody and no significant deviations were encountered during the preparation or analysis unless otherwise noted. Sample Receipt, Container Information, and the Chain of Custody are located at the back of the report.

Results contained within this report relate only to the samples submitted under this Alpha Lab Number and meet NELAP requirements for all NELAP accredited parameters unless otherwise noted in the following narrative. The data presented in this report is organized by parameter (i.e. VOC, SVOC, etc.). Sample specific Quality Control data (i.e. Surrogate Spike Recovery) is reported at the end of the target analyte list for each individual sample, followed by the Laboratory Batch Quality Control at the end of each parameter. Tentatively Identified Compounds (TICs), if requested, are reported for compounds identified to be present and are not part of the method/program Target Compound List, even if only a subset of the TCL are being reported. If a sample was re-analyzed or re-extracted due to a required quality control corrective action and if both sets of data are reported, the Laboratory ID of the re-analysis or re-extraction is designated with an "R" or "RE", respectively.

When multiple Batch Quality Control elements are reported (e.g. more than one LCS), the associated samples for each element are noted in the grey shaded header line of each data table. Any Laboratory Batch, Sample Specific % recovery or RPD value that is outside the listed Acceptance Criteria is bolded in the report. In reference to questions H (CAM) or 4 (RCP) when "NO" is checked, the performance criteria for CAM and RCP methods allow for some quality control failures to occur and still be within method compliance. In these instances, the specific failure is not narrated but noted in the associated QC Outlier Summary Report, located directly after the Case Narrative. QC information is also incorporated in the Data Usability Assessment table (Format 11) of our Data Merger tool, where it can be reviewed in conjunction with the sample result, associated regulatory criteria and any associated data usability implications.

Soil/sediments, solids and tissues are reported on a dry weight basis unless otherwise noted. Definitions of all data qualifiers and acronyms used in this report are provided in the Glossary located at the back of the report.

HOLD POLICY - For samples submitted on hold, Alpha's policy is to hold samples (with the exception of Air canisters) free of charge for 21 calendar days from the date the project is completed. After 21 calendar days, we will dispose of all samples submitted including those put on hold unless you have contacted your Alpha Project Manager and made arrangements for Alpha to continue to hold the samples. Air canisters will be disposed after 3 business days from the date the project is completed.

Please contact Project Management at 800-624-9220 with any questions.

**Project Name:** NEW BEDFORD HARBOR-LTM **Lab Number:** L2041490
**Project Number:** 60597627 **Report Date:** 10/21/20

**Case Narrative (continued)**

Report Submission

All non-detect (ND) or estimated concentrations (J-qualified) have been quantitated to the limit noted in the MDL column.

PCB Congeners/Homologs

L2041490-01, -02, -04, -05, -06, -07, -08, and -09: The sample has elevated detection limits due to the dilution required by the elevated concentrations of target compounds in the sample.

I, the undersigned, attest under the pains and penalties of perjury that, to the best of my knowledge and belief and based upon my personal inquiry of those responsible for providing the information contained in this analytical report, such information is accurate and complete. This certificate of analysis is not complete unless this page accompanies any and all pages of this report.

Authorized Signature: Elizabeth Porta

Title: Technical Director/Representative Date: 10/21/20

# ORGANICS

# PCBS

**Project Name:** NEW BEDFORD HARBOR-LTM **Lab Number:** L2041490

**Project Number:** 60597627 **Report Date:** 10/21/20

## SAMPLE RESULTS

Lab ID: L2041490-01 D
Client ID: S-204-20FSP20-01
Sample Location: NEW BEDFORD, MA

Date Collected: 09/29/20 11:46
Date Received: 09/30/20
Field Prep: Not Specified

Sample Depth:
Matrix: Sediment
Analytical Method: 105,8270D-SIM/680(M)
Analytical Date: 10/19/20 22:06
Analyst: SV
Percent Solids: 97%

Extraction Method: EPA 3570
Extraction Date: 10/12/20 11:30
Cleanup Method: EPA 3630
Cleanup Date: 10/13/20

| Parameter | Result | Qualifier | Units | RL | MDL | Dilution Factor |
|---|---|---|---|---|---|---|
| PCB Congeners/Homologs - Mansfield Lab | | | | | | |
| Cl1-BZ#1-Cal/RTW | 1.56 | J | ug/kg | 2.04 | 1.02 | 10 |
| Cl1-BZ#2 | ND | | ug/kg | 2.04 | 1.02 | 10 |
| Cl1-BZ#3 | 3.46 | | ug/kg | 2.04 | 1.02 | 10 |
| Cl2-BZ#4/#10 | 13.4 | | ug/kg | 4.07 | 2.04 | 10 |
| Cl2-BZ#9 | 4.50 | | ug/kg | 2.04 | 1.02 | 10 |
| Cl2-BZ#7 | 2.98 | | ug/kg | 2.04 | 1.02 | 10 |
| Cl2-BZ#6 | 65.0 | | ug/kg | 2.04 | 1.02 | 10 |
| Cl2-BZ#5 | ND | | ug/kg | 2.04 | 1.02 | 10 |
| Cl2-BZ#8 | 79.3 | | ug/kg | 2.04 | 1.02 | 10 |
| Cl3-BZ#19 | 10.6 | | ug/kg | 2.04 | 1.02 | 10 |
| Cl2-BZ#14 | ND | | ug/kg | 2.04 | 1.02 | 10 |
| Cl3-BZ#30 | ND | | ug/kg | 2.04 | 1.02 | 10 |
| Cl3-BZ#18 | 201 | | ug/kg | 2.04 | 1.02 | 10 |
| Cl2-BZ#11 | 16.4 | | ug/kg | 2.04 | 1.02 | 10 |
| Cl3-BZ#17 | 116 | | ug/kg | 2.04 | 1.02 | 10 |
| Cl2-BZ#12 | ND | | ug/kg | 2.04 | 1.02 | 10 |
| Cl3-BZ#27 | 30.4 | | ug/kg | 2.04 | 1.02 | 10 |
| Cl2-BZ#13 | 62.9 | | ug/kg | 4.07 | 2.04 | 10 |
| Cl3-BZ#24 | 2.96 | | ug/kg | 2.04 | 1.02 | 10 |
| Cl3-BZ#16 | 35.5 | | ug/kg | 2.04 | 1.02 | 10 |
| Cl3-BZ#32 | 70.3 | | ug/kg | 2.04 | 1.02 | 10 |
| Cl2-BZ#15 | 86.7 | | ug/kg | 2.04 | 1.02 | 10 |
| Cl3-BZ#34 | 5.34 | | ug/kg | 2.04 | 1.02 | 10 |
| Cl3-BZ#23 | ND | | ug/kg | 2.04 | 1.02 | 10 |
| Cl4-BZ#54 | 1.63 | J | ug/kg | 2.04 | 1.02 | 10 |
| Cl3-BZ#29-Cal | ND | | ug/kg | 2.04 | 1.02 | 10 |
| Cl4-BZ#50-Cal | ND | | ug/kg | 2.04 | 1.02 | 10 |
| Cl3-BZ#26 | 384 | | ug/kg | 2.04 | 1.02 | 10 |

**Project Name:** NEW BEDFORD HARBOR-LTM **Lab Number:** L2041490

**Project Number:** 60597627 **Report Date:** 10/21/20

## SAMPLE RESULTS

Lab ID: L2041490-01 D Date Collected: 09/29/20 11:46

Client ID: S-204-20FSP20-01 Date Received: 09/30/20

Sample Location: NEW BEDFORD, MA Field Prep: Not Specified

Sample Depth:

| Parameter | Result | Qualifier | Units | RL | MDL | Dilution Factor |
|---|---|---|---|---|---|---|
| PCB Congeners/Homologs - Mansfield Lab | | | | | | |
| Cl3-BZ#25 | 244 | | ug/kg | 2.04 | 1.02 | 10 |
| Cl4-BZ#53 | 75.6 | | ug/kg | 2.04 | 1.02 | 10 |
| Cl3-BZ#-31 | 603 | | ug/kg | 2.04 | 1.02 | 10 |
| Cl3-BZ#28 | 612 | | ug/kg | 2.04 | 1.02 | 10 |
| Cl3-BZ#33 | 89.9 | | ug/kg | 2.04 | 1.02 | 10 |
| Cl4-BZ#51 | 29.5 | | ug/kg | 2.04 | 1.02 | 10 |
| Cl3-BZ#21/#20 | 34.0 | | ug/kg | 4.07 | 2.04 | 10 |
| Cl4-BZ#45 | 36.9 | | ug/kg | 2.04 | 1.02 | 10 |
| Cl3-BZ#22 | 128 | | ug/kg | 2.04 | 1.02 | 10 |
| Cl4-BZ#73/#46 | 18.4 | | ug/kg | 4.07 | 2.04 | 10 |
| Cl4-BZ#69 | 4.22 | | ug/kg | 2.04 | 1.02 | 10 |
| Cl4-BZ#43 | 9.14 | | ug/kg | 2.04 | 1.02 | 10 |
| Cl3-BZ#36 | ND | | ug/kg | 2.04 | 1.02 | 10 |
| Cl4-BZ#52 | 718 | | ug/kg | 2.04 | 1.02 | 10 |
| Cl4-BZ#48 | 49.4 | | ug/kg | 2.04 | 1.02 | 10 |
| Cl4-BZ#49 | 790 | | ug/kg | 2.04 | 1.02 | 10 |
| Cl5-BZ#104 | ND | | ug/kg | 2.04 | 1.02 | 10 |
| Cl4-BZ#47 | 287 | | ug/kg | 2.04 | 1.02 | 10 |
| Cl4-BZ#65/#75/#62 | 17.5 | | ug/kg | 6.11 | 3.05 | 10 |
| Cl3-BZ#39 | 2.41 | | ug/kg | 2.04 | 1.02 | 10 |
| Cl3-BZ#38 | ND | | ug/kg | 2.04 | 1.02 | 10 |
| Cl4-BZ#44 | 293 | | ug/kg | 2.04 | 1.02 | 10 |
| Cl4-BZ#59 | 46.4 | | ug/kg | 2.04 | 1.02 | 10 |
| Cl4-BZ#42 | 152 | | ug/kg | 2.04 | 1.02 | 10 |
| Cl4-BZ#71 | 108 | | ug/kg | 2.04 | 1.02 | 10 |
| Cl3-BZ#35 | 9.43 | | ug/kg | 2.04 | 1.02 | 10 |
| Cl4-BZ#41 | 8.36 | | ug/kg | 2.04 | 1.02 | 10 |
| Cl4-BZ#72 | 24.2 | | ug/kg | 2.04 | 1.02 | 10 |
| Cl5-BZ#96 | 4.70 | | ug/kg | 2.04 | 1.02 | 10 |
| Cl5-BZ#103 | 19.1 | | ug/kg | 2.04 | 1.02 | 10 |
| Cl4-BZ#68/#64 | 238 | | ug/kg | 4.07 | 2.04 | 10 |
| Cl4-BZ#40 | 45.3 | | ug/kg | 2.04 | 1.02 | 10 |
| Cl3-BZ#37 | 92.2 | | ug/kg | 2.04 | 1.02 | 10 |
| Cl5-BZ#100 | 15.6 | | ug/kg | 2.04 | 1.02 | 10 |
| Cl5-BZ#94 | 2.53 | | ug/kg | 2.04 | 1.02 | 10 |
| Cl4-BZ#57 | 12.6 | | ug/kg | 2.04 | 1.02 | 10 |
| Cl4-BZ#67/#58 | 56.4 | | ug/kg | 4.07 | 2.04 | 10 |

**Project Name:** NEW BEDFORD HARBOR-LTM **Lab Number:** L2041490

**Project Number:** 60597627 **Report Date:** 10/21/20

## SAMPLE RESULTS

Lab ID: L2041490-01 D Date Collected: 09/29/20 11:46

Client ID: S-204-20FSP20-01 Date Received: 09/30/20

Sample Location: NEW BEDFORD, MA Field Prep: Not Specified

Sample Depth:

| Parameter | Result | Qualifier | Units | RL | MDL | Dilution Factor |
|---|---|---|---|---|---|---|
| PCB Congeners/Homologs - Mansfield Lab | | | | | | |
| Cl5-BZ#102 | 27.8 | | ug/kg | 2.04 | 1.02 | 10 |
| Cl4-BZ#61 | ND | | ug/kg | 2.04 | 1.02 | 10 |
| Cl5-BZ#98 | 5.13 | | ug/kg | 2.04 | 1.02 | 10 |
| Cl4-BZ#76 | 3.51 | | ug/kg | 2.04 | 1.02 | 10 |
| Cl5-BZ#93 | 2.76 | | ug/kg | 2.04 | 1.02 | 10 |
| Cl4-BZ#63 | 26.4 | | ug/kg | 2.04 | 1.02 | 10 |
| Cl5-BZ#121/#95/#88 | 341 | | ug/kg | 6.11 | 3.05 | 10 |
| Cl4-BZ#74 | 218 | | ug/kg | 2.04 | 1.02 | 10 |
| Cl6-BZ#155 | ND | | ug/kg | 2.04 | 1.02 | 10 |
| Cl4-BZ#70 | 331 | | ug/kg | 2.04 | 1.02 | 10 |
| Cl5-BZ#91 | 202 | | ug/kg | 2.04 | 1.02 | 10 |
| Cl4-BZ#66 | 376 | | ug/kg | 2.04 | 1.02 | 10 |
| Cl4-BZ#80 | ND | | ug/kg | 2.04 | 1.02 | 10 |
| Cl4-BZ#55 | 13.3 | | ug/kg | 2.04 | 1.02 | 10 |
| Cl5-BZ#92 | 134 | | ug/kg | 2.04 | 1.02 | 10 |
| Cl5-BZ#89/#84 | 126 | | ug/kg | 4.07 | 2.04 | 10 |
| Cl5-BZ#101/#90 | 679 | | ug/kg | 4.07 | 2.04 | 10 |
| Cl4-BZ#56 | 137 | | ug/kg | 2.04 | 1.02 | 10 |
| Cl5-BZ#113 | 7.24 | | ug/kg | 2.04 | 1.02 | 10 |
| Cl5-BZ#99 | 493 | | ug/kg | 2.04 | 1.02 | 10 |
| Cl6-BZ#150 | 4.45 | | ug/kg | 2.04 | 1.02 | 10 |
| Cl4-BZ#60 | 65.0 | | ug/kg | 2.04 | 1.02 | 10 |
| Cl6-BZ#152 | 1.04 | J | ug/kg | 2.04 | 1.02 | 10 |
| Cl5-BZ#119 | 48.3 | | ug/kg | 2.04 | 1.02 | 10 |
| Cl5-BZ#83/#125/#112 | 33.5 | | ug/kg | 6.11 | 3.05 | 10 |
| Cl5-BZ#86/#109 | 2.04 | J | ug/kg | 4.07 | 2.04 | 10 |
| Cl6-BZ#145 | ND | | ug/kg | 2.04 | 1.02 | 10 |
| Cl5-BZ#97 | 231 | | ug/kg | 2.04 | 1.02 | 10 |
| Cl6-BZ#148 | 1.71 | J | ug/kg | 2.04 | 1.02 | 10 |
| Cl4-BZ#79 | ND | | ug/kg | 2.04 | 1.02 | 10 |
| Cl5-BZ#116 | ND | | ug/kg | 2.04 | 1.02 | 10 |
| Cl6-BZ#154-Cal | 20.1 | | ug/kg | 2.04 | 1.02 | 10 |
| Cl4-BZ#78 | ND | | ug/kg | 2.04 | 1.02 | 10 |
| Cl5-BZ#87/#111 | 87.3 | | ug/kg | 4.07 | 2.04 | 10 |
| Cl6-BZ#136 | 57.6 | | ug/kg | 2.04 | 1.02 | 10 |
| Cl5-BZ#117 | 23.7 | | ug/kg | 2.04 | 1.02 | 10 |
| Cl5-BZ#115 | 11.5 | | ug/kg | 2.04 | 1.02 | 10 |

**Project Name:** NEW BEDFORD HARBOR-LTM **Lab Number:** L2041490

**Project Number:** 60597627 **Report Date:** 10/21/20

## SAMPLE RESULTS

Lab ID: L2041490-01 D Date Collected: 09/29/20 11:46

Client ID: S-204-20FSP20-01 Date Received: 09/30/20

Sample Location: NEW BEDFORD, MA Field Prep: Not Specified

Sample Depth:

| Parameter | Result | Qualifier | Units | RL | MDL | Dilution Factor |
|---|---|---|---|---|---|---|
| PCB Congeners/Homologs - Mansfield Lab | | | | | | |
| Cl5-BZ#85 | 64.0 | | ug/kg | 2.04 | 1.02 | 10 |
| Cl5-BZ#120 | 5.00 | | ug/kg | 2.04 | 1.02 | 10 |
| Cl5-BZ#110 | 738 | | ug/kg | 2.04 | 1.02 | 10 |
| Cl4-BZ#81 | ND | | ug/kg | 2.04 | 1.02 | 10 |
| Cl6-BZ#151 | 69.7 | | ug/kg | 2.04 | 1.02 | 10 |
| Cl6-BZ#135 | 59.8 | | ug/kg | 2.04 | 1.02 | 10 |
| Cl5-BZ#82 | 26.9 | | ug/kg | 2.04 | 1.02 | 10 |
| Cl6-BZ#144 | 11.4 | | ug/kg | 2.04 | 1.02 | 10 |
| Cl6-BZ#147/#149 | 462 | | ug/kg | 4.07 | 2.04 | 10 |
| Cl4-BZ#77 | 39.8 | | ug/kg | 2.04 | 1.02 | 10 |
| Cl6-BZ#143/#139 | 10.2 | | ug/kg | 4.07 | 2.04 | 10 |
| Cl5-BZ#124 | 20.5 | | ug/kg | 2.04 | 1.02 | 10 |
| Cl6-BZ#140 | 2.94 | | ug/kg | 2.04 | 1.02 | 10 |
| Cl5-BZ#108 | ND | | ug/kg | 2.04 | 1.02 | 10 |
| Cl5-BZ#107/#123 | 55.7 | | ug/kg | 4.07 | 2.04 | 10 |
| Cl7-BZ#188-Cal/RTW | ND | | ug/kg | 2.04 | 1.02 | 10 |
| Cl6-BZ#134 | 32.4 | | ug/kg | 2.04 | 1.02 | 10 |
| Cl5-BZ#106 | ND | | ug/kg | 2.04 | 1.02 | 10 |
| Cl6-BZ#133 | 8.90 | | ug/kg | 2.04 | 1.02 | 10 |
| Cl6-BZ#142 | ND | | ug/kg | 2.04 | 1.02 | 10 |
| Cl5-BZ#118 | 612 | | ug/kg | 2.04 | 1.02 | 10 |
| Cl6-BZ#131 | 8.00 | | ug/kg | 2.04 | 1.02 | 10 |
| Cl7-BZ#184 | ND | | ug/kg | 2.04 | 1.02 | 10 |
| Cl6-BZ#165 | ND | | ug/kg | 2.04 | 1.02 | 10 |
| Cl6-BZ#146 | 81.7 | | ug/kg | 2.04 | 1.02 | 10 |
| Cl6-BZ#161 | ND | | ug/kg | 2.04 | 1.02 | 10 |
| Cl5-BZ#122 | 7.19 | | ug/kg | 2.04 | 1.02 | 10 |
| Cl6-BZ#168 | ND | | ug/kg | 2.04 | 1.02 | 10 |
| Cl5-BZ#114 | 19.4 | | ug/kg | 2.04 | 1.02 | 10 |
| Cl6-BZ#153 | 477 | | ug/kg | 2.04 | 1.02 | 10 |
| Cl6-BZ#132 | 93.8 | | ug/kg | 2.04 | 1.02 | 10 |
| Cl7-BZ#179 | 16.6 | | ug/kg | 2.04 | 1.02 | 10 |
| Cl6-BZ#141 | 46.2 | | ug/kg | 2.04 | 1.02 | 10 |
| Cl7-BZ#176 | 5.25 | | ug/kg | 2.04 | 1.02 | 10 |
| Cl5-BZ#105 | 116 | | ug/kg | 2.04 | 1.02 | 10 |
| Cl6-BZ#137 | 28.6 | | ug/kg | 2.04 | 1.02 | 10 |
| Cl5-BZ#127 | ND | | ug/kg | 2.04 | 1.02 | 10 |

**Project Name:** NEW BEDFORD HARBOR-LTM **Lab Number:** L2041490

**Project Number:** 60597627 **Report Date:** 10/21/20

## SAMPLE RESULTS

Lab ID: L2041490-01 D Date Collected: 09/29/20 11:46

Client ID: S-204-20FSP20-01 Date Received: 09/30/20

Sample Location: NEW BEDFORD, MA Field Prep: Not Specified

Sample Depth:

| Parameter | Result | Qualifier | Units | RL | MDL | Dilution Factor |
|---|---|---|---|---|---|---|
| PCB Congeners/Homologs - Mansfield Lab | | | | | | |
| Cl7-BZ#186 | ND | | ug/kg | 2.04 | 1.02 | 10 |
| Cl6-BZ#130/#164 | 71.9 | | ug/kg | 4.07 | 2.04 | 10 |
| Cl7-BZ#178 | 12.2 | | ug/kg | 2.04 | 1.02 | 10 |
| Cl6-BZ#138 | 268 | | ug/kg | 2.04 | 1.02 | 10 |
| Cl6-BZ#163/#160 | 140 | | ug/kg | 4.07 | 2.04 | 10 |
| Cl6-BZ#129/#158 | 83.9 | | ug/kg | 4.07 | 2.04 | 10 |
| Cl7-BZ#182/#175 | 3.43 | J | ug/kg | 4.07 | 2.04 | 10 |
| Cl7-BZ#187 | 58.6 | | ug/kg | 2.04 | 1.02 | 10 |
| Cl7-BZ#183 | 27.0 | | ug/kg | 2.04 | 1.02 | 10 |
| Cl6-BZ#166 | 4.39 | | ug/kg | 2.04 | 1.02 | 10 |
| Cl6-BZ#159 | ND | | ug/kg | 2.04 | 1.02 | 10 |
| Cl5-BZ#126 | 5.17 | | ug/kg | 2.04 | 1.02 | 10 |
| Cl7-BZ#185 | 4.19 | | ug/kg | 2.04 | 1.02 | 10 |
| Cl6-BZ#162 | 3.56 | | ug/kg | 2.04 | 1.02 | 10 |
| Cl7-BZ#174 | 25.6 | | ug/kg | 2.04 | 1.02 | 10 |
| Cl6-BZ#128 | 78.2 | | ug/kg | 2.04 | 1.02 | 10 |
| Cl8-BZ#202 | 4.18 | | ug/kg | 2.04 | 1.02 | 10 |
| Cl6-BZ#167 | 28.0 | | ug/kg | 2.04 | 1.02 | 10 |
| Cl7-BZ#181 | 1.95 | J | ug/kg | 2.04 | 1.02 | 10 |
| Cl7-BZ#177 | 22.1 | | ug/kg | 2.04 | 1.02 | 10 |
| Cl8-BZ#204/#200-CAL | 4.84 | | ug/kg | 4.07 | 2.04 | 10 |
| Cl7-BZ#171 | 15.3 | | ug/kg | 2.04 | 1.02 | 10 |
| Cl7-BZ#173 | ND | | ug/kg | 2.04 | 1.02 | 10 |
| Cl8-BZ#197 | ND | | ug/kg | 2.04 | 1.02 | 10 |
| Cl7-BZ#172 | 9.96 | | ug/kg | 2.04 | 1.02 | 10 |
| Cl7-BZ#192 | ND | | ug/kg | 2.04 | 1.02 | 10 |
| Cl6-BZ#156 | 63.2 | | ug/kg | 2.04 | 1.02 | 10 |
| Cl6-BZ#157 | 16.5 | | ug/kg | 2.04 | 1.02 | 10 |
| Cl7-BZ#180 | 69.2 | | ug/kg | 2.04 | 1.02 | 10 |
| Cl7-BZ#193 | 4.97 | | ug/kg | 2.04 | 1.02 | 10 |
| Cl8-BZ#199 | ND | | ug/kg | 2.04 | 1.02 | 10 |
| Cl7-BZ#191 | 4.25 | | ug/kg | 2.04 | 1.02 | 10 |
| Cl8-BZ#198 | ND | | ug/kg | 2.04 | 1.02 | 10 |
| Cl8-BZ#201 | 14.5 | | ug/kg | 2.04 | 1.02 | 10 |
| Cl7-BZ#170 | 53.5 | | ug/kg | 2.04 | 1.02 | 10 |
| Cl7-BZ#190 | 11.2 | | ug/kg | 2.04 | 1.02 | 10 |
| Cl8-BZ#196 | 8.06 | | ug/kg | 2.04 | 1.02 | 10 |

**Project Name:** NEW BEDFORD HARBOR-LTM **Lab Number:** L2041490

**Project Number:** 60597627 **Report Date:** 10/21/20

## SAMPLE RESULTS

Lab ID: L2041490-01 D
Client ID: S-204-20FSP20-01
Sample Location: NEW BEDFORD, MA

Date Collected: 09/29/20 11:46
Date Received: 09/30/20
Field Prep: Not Specified

Sample Depth:

| Parameter | Result | Qualifier | Units | RL | MDL | Dilution Factor |
|---|---|---|---|---|---|---|
| PCB Congeners/Homologs - Mansfield Lab | | | | | | |
| Cl8-BZ#203 | 10.2 | | ug/kg | 2.04 | 1.02 | 10 |
| Cl6-BZ#169 | ND | | ug/kg | 2.04 | 1.02 | 10 |
| Cl9-BZ#208 | 3.92 | | ug/kg | 2.04 | 1.02 | 10 |
| Cl9-BZ#207 | 1.11 | J | ug/kg | 2.04 | 1.02 | 10 |
| Cl7-BZ#189 | 5.24 | | ug/kg | 2.04 | 1.02 | 10 |
| Cl8-BZ#195 | 6.37 | | ug/kg | 2.04 | 1.02 | 10 |
| Cl8-BZ#194 | 17.4 | | ug/kg | 2.04 | 1.02 | 10 |
| Cl8-BZ#205 | ND | | ug/kg | 2.04 | 1.02 | 10 |
| Cl9-BZ#206-Cal/RTW | 9.85 | | ug/kg | 2.04 | 1.02 | 10 |
| Cl10-BZ#209-Cal/RTW | 4.94 | | ug/kg | 2.04 | 1.02 | 10 |
| Monochlorobiphenyls | 5.02 | | ug/kg | 2.04 | 1.02 | 10 |
| Dichlorobiphenyls | 331 | | ug/kg | 2.04 | 1.02 | 10 |
| Trichlorobiphenyls | 2670 | | ug/kg | 2.04 | 1.02 | 10 |
| Tetrachlorobiphenyls | 4230 | | ug/kg | 2.04 | 1.02 | 10 |
| Pentachlorobiphenyls | 4170 | | ug/kg | 2.04 | 1.02 | 10 |
| Hexachlorobiphenyls | 2240 | | ug/kg | 2.04 | 1.02 | 10 |
| Heptachlorobiphenyls | 351 | | ug/kg | 2.04 | 1.02 | 10 |
| Octachlorobiphenyls | 65.6 | | ug/kg | 2.04 | 1.02 | 10 |
| Nonachlorobiphenyls | 14.9 | | ug/kg | 2.04 | 1.02 | 10 |
| Decachlorobiphenyl | 4.94 | | ug/kg | 2.04 | 1.02 | 10 |
| Total PCB | 14100 | | ug/kg | 2.04 | NA | 10 |

| Surrogate | % Recovery | Qualifier | Acceptance Criteria |
|---|---|---|---|
| Cl3-BZ#19-C13 (surr) | 73 | | 50-125 |
| Cl8-BZ#202-C13 (surr) | 91 | | 50-125 |

**Project Name:** NEW BEDFORD HARBOR-LTM **Lab Number:** L2041490

**Project Number:** 60597627 **Report Date:** 10/21/20

## SAMPLE RESULTS

Lab ID: L2041490-02 D
Client ID: S-207-20FSP20-01
Sample Location: NEW BEDFORD, MA

Date Collected: 09/29/20 09:16
Date Received: 09/30/20
Field Prep: Not Specified

Sample Depth:
Matrix: Sediment
Analytical Method: 105,8270D-SIM/680(M)
Analytical Date: 10/19/20 23:27
Analyst: SV
Percent Solids: 98%

Extraction Method: EPA 3570
Extraction Date: 10/12/20 11:30
Cleanup Method: EPA 3630
Cleanup Date: 10/13/20

| Parameter | Result | Qualifier | Units | RL | MDL | Dilution Factor |
|---|---|---|---|---|---|---|
| PCB Congeners/Homologs - Mansfield Lab | | | | | | |
| Cl1-BZ#1-Cal/RTW | ND | | ug/kg | 2.02 | 1.01 | 10 |
| Cl1-BZ#2 | ND | | ug/kg | 2.02 | 1.01 | 10 |
| Cl1-BZ#3 | ND | | ug/kg | 2.02 | 1.01 | 10 |
| Cl2-BZ#4/#10 | 14.3 | | ug/kg | 4.04 | 2.02 | 10 |
| Cl2-BZ#9 | 4.20 | | ug/kg | 2.02 | 1.01 | 10 |
| Cl2-BZ#7 | 2.42 | | ug/kg | 2.02 | 1.01 | 10 |
| Cl2-BZ#6 | 40.7 | | ug/kg | 2.02 | 1.01 | 10 |
| Cl2-BZ#5 | ND | | ug/kg | 2.02 | 1.01 | 10 |
| Cl2-BZ#8 | 67.7 | | ug/kg | 2.02 | 1.01 | 10 |
| Cl3-BZ#19 | 9.41 | | ug/kg | 2.02 | 1.01 | 10 |
| Cl2-BZ#14 | ND | | ug/kg | 2.02 | 1.01 | 10 |
| Cl3-BZ#30 | ND | | ug/kg | 2.02 | 1.01 | 10 |
| Cl3-BZ#18 | 189 | | ug/kg | 2.02 | 1.01 | 10 |
| Cl2-BZ#11 | 10.5 | | ug/kg | 2.02 | 1.01 | 10 |
| Cl3-BZ#17 | 106 | | ug/kg | 2.02 | 1.01 | 10 |
| Cl2-BZ#12 | ND | | ug/kg | 2.02 | 1.01 | 10 |
| Cl3-BZ#27 | 28.9 | | ug/kg | 2.02 | 1.01 | 10 |
| Cl2-BZ#13 | 51.1 | | ug/kg | 4.04 | 2.02 | 10 |
| Cl3-BZ#24 | ND | | ug/kg | 2.02 | 1.01 | 10 |
| Cl3-BZ#16 | 35.2 | | ug/kg | 2.02 | 1.01 | 10 |
| Cl3-BZ#32 | 71.2 | | ug/kg | 2.02 | 1.01 | 10 |
| Cl2-BZ#15 | 79.3 | | ug/kg | 2.02 | 1.01 | 10 |
| Cl3-BZ#34 | ND | | ug/kg | 2.02 | 1.01 | 10 |
| Cl3-BZ#23 | ND | | ug/kg | 2.02 | 1.01 | 10 |
| Cl4-BZ#54 | ND | | ug/kg | 2.02 | 1.01 | 10 |
| Cl3-BZ#29-Cal | ND | | ug/kg | 2.02 | 1.01 | 10 |
| Cl4-BZ#50-Cal | ND | | ug/kg | 2.02 | 1.01 | 10 |
| Cl3-BZ#26 | 294 | | ug/kg | 2.02 | 1.01 | 10 |

**Project Name:** NEW BEDFORD HARBOR-LTM **Lab Number:** L2041490

**Project Number:** 60597627 **Report Date:** 10/21/20

## SAMPLE RESULTS

Lab ID: L2041490-02 D
Client ID: S-207-20FSP20-01
Sample Location: NEW BEDFORD, MA

Date Collected: 09/29/20 09:16
Date Received: 09/30/20
Field Prep: Not Specified

Sample Depth:

| Parameter | Result | Qualifier | Units | RL | MDL | Dilution Factor |
|---|---|---|---|---|---|---|
| PCB Congeners/Homologs - Mansfield Lab | | | | | | |
| Cl3-BZ#25 | 194 | | ug/kg | 2.02 | 1.01 | 10 |
| Cl4-BZ#53 | 61.0 | | ug/kg | 2.02 | 1.01 | 10 |
| Cl3-BZ#-31 | 551 | | ug/kg | 2.02 | 1.01 | 10 |
| Cl3-BZ#28 | 551 | | ug/kg | 2.02 | 1.01 | 10 |
| Cl3-BZ#33 | 87.3 | | ug/kg | 2.02 | 1.01 | 10 |
| Cl4-BZ#51 | 23.1 | | ug/kg | 2.02 | 1.01 | 10 |
| Cl3-BZ#21/#20 | 27.2 | | ug/kg | 4.04 | 2.02 | 10 |
| Cl4-BZ#45 | 40.7 | | ug/kg | 2.02 | 1.01 | 10 |
| Cl3-BZ#22 | 112 | | ug/kg | 2.02 | 1.01 | 10 |
| Cl4-BZ#73/#46 | 16.2 | | ug/kg | 4.04 | 2.02 | 10 |
| Cl4-BZ#69 | ND | | ug/kg | 2.02 | 1.01 | 10 |
| Cl4-BZ#43 | 11.8 | | ug/kg | 2.02 | 1.01 | 10 |
| Cl3-BZ#36 | ND | | ug/kg | 2.02 | 1.01 | 10 |
| Cl4-BZ#52 | 573 | | ug/kg | 2.02 | 1.01 | 10 |
| Cl4-BZ#48 | 49.2 | | ug/kg | 2.02 | 1.01 | 10 |
| Cl4-BZ#49 | 645 | | ug/kg | 2.02 | 1.01 | 10 |
| Cl5-BZ#104 | ND | | ug/kg | 2.02 | 1.01 | 10 |
| Cl4-BZ#47 | 232 | | ug/kg | 2.02 | 1.01 | 10 |
| Cl4-BZ#65/#75/#62 | 14.8 | | ug/kg | 6.05 | 3.03 | 10 |
| Cl3-BZ#39 | ND | | ug/kg | 2.02 | 1.01 | 10 |
| Cl3-BZ#38 | ND | | ug/kg | 2.02 | 1.01 | 10 |
| Cl4-BZ#44 | 236 | | ug/kg | 2.02 | 1.01 | 10 |
| Cl4-BZ#59 | 41.3 | | ug/kg | 2.02 | 1.01 | 10 |
| Cl4-BZ#42 | 117 | | ug/kg | 2.02 | 1.01 | 10 |
| Cl4-BZ#71 | 89.2 | | ug/kg | 2.02 | 1.01 | 10 |
| Cl3-BZ#35 | 12.6 | | ug/kg | 2.02 | 1.01 | 10 |
| Cl4-BZ#41 | 14.7 | | ug/kg | 2.02 | 1.01 | 10 |
| Cl4-BZ#72 | 17.6 | | ug/kg | 2.02 | 1.01 | 10 |
| Cl5-BZ#96 | 3.59 | | ug/kg | 2.02 | 1.01 | 10 |
| Cl5-BZ#103 | 13.6 | | ug/kg | 2.02 | 1.01 | 10 |
| Cl4-BZ#68/#64 | 197 | | ug/kg | 4.04 | 2.02 | 10 |
| Cl4-BZ#40 | 44.1 | | ug/kg | 2.02 | 1.01 | 10 |
| Cl3-BZ#37 | 92.0 | | ug/kg | 2.02 | 1.01 | 10 |
| Cl5-BZ#100 | 10.3 | | ug/kg | 2.02 | 1.01 | 10 |
| Cl5-BZ#94 | 2.60 | | ug/kg | 2.02 | 1.01 | 10 |
| Cl4-BZ#57 | 9.92 | | ug/kg | 2.02 | 1.01 | 10 |
| Cl4-BZ#67/#58 | 42.5 | | ug/kg | 4.04 | 2.02 | 10 |

**Project Name:** NEW BEDFORD HARBOR-LTM **Lab Number:** L2041490

**Project Number:** 60597627 **Report Date:** 10/21/20

## SAMPLE RESULTS

Lab ID: L2041490-02 D
Client ID: S-207-20FSP20-01
Sample Location: NEW BEDFORD, MA

Date Collected: 09/29/20 09:16
Date Received: 09/30/20
Field Prep: Not Specified

Sample Depth:

| Parameter | Result | Qualifier | Units | RL | MDL | Dilution Factor |
|---|---|---|---|---|---|---|
| PCB Congeners/Homologs - Mansfield Lab | | | | | | |
| Cl5-BZ#102 | 21.5 | | ug/kg | 2.02 | 1.01 | 10 |
| Cl4-BZ#61 | ND | | ug/kg | 2.02 | 1.01 | 10 |
| Cl5-BZ#98 | 4.18 | | ug/kg | 2.02 | 1.01 | 10 |
| Cl4-BZ#76 | 2.09 | | ug/kg | 2.02 | 1.01 | 10 |
| Cl5-BZ#93 | 2.84 | | ug/kg | 2.02 | 1.01 | 10 |
| Cl4-BZ#63 | 20.2 | | ug/kg | 2.02 | 1.01 | 10 |
| Cl5-BZ#121/#95/#88 | 266 | | ug/kg | 6.05 | 3.03 | 10 |
| Cl4-BZ#74 | 194 | | ug/kg | 2.02 | 1.01 | 10 |
| Cl6-BZ#155 | ND | | ug/kg | 2.02 | 1.01 | 10 |
| Cl4-BZ#70 | 309 | | ug/kg | 2.02 | 1.01 | 10 |
| Cl5-BZ#91 | 148 | | ug/kg | 2.02 | 1.01 | 10 |
| Cl4-BZ#66 | 325 | | ug/kg | 2.02 | 1.01 | 10 |
| Cl4-BZ#80 | ND | | ug/kg | 2.02 | 1.01 | 10 |
| Cl4-BZ#55 | ND | | ug/kg | 2.02 | 1.01 | 10 |
| Cl5-BZ#92 | 100 | | ug/kg | 2.02 | 1.01 | 10 |
| Cl5-BZ#89/#84 | 97.0 | | ug/kg | 4.04 | 2.02 | 10 |
| Cl5-BZ#101/#90 | 580 | | ug/kg | 4.04 | 2.02 | 10 |
| Cl4-BZ#56 | 120 | | ug/kg | 2.02 | 1.01 | 10 |
| Cl5-BZ#113 | 5.60 | | ug/kg | 2.02 | 1.01 | 10 |
| Cl5-BZ#99 | 387 | | ug/kg | 2.02 | 1.01 | 10 |
| Cl6-BZ#150 | 2.81 | | ug/kg | 2.02 | 1.01 | 10 |
| Cl4-BZ#60 | 62.3 | | ug/kg | 2.02 | 1.01 | 10 |
| Cl6-BZ#152 | ND | | ug/kg | 2.02 | 1.01 | 10 |
| Cl5-BZ#119 | 36.6 | | ug/kg | 2.02 | 1.01 | 10 |
| Cl5-BZ#83/#125/#112 | 25.9 | | ug/kg | 6.05 | 3.03 | 10 |
| Cl5-BZ#86/#109 | ND | | ug/kg | 4.04 | 2.02 | 10 |
| Cl6-BZ#145 | ND | | ug/kg | 2.02 | 1.01 | 10 |
| Cl5-BZ#97 | 197 | | ug/kg | 2.02 | 1.01 | 10 |
| Cl6-BZ#148 | 1.66 | J | ug/kg | 2.02 | 1.01 | 10 |
| Cl4-BZ#79 | ND | | ug/kg | 2.02 | 1.01 | 10 |
| Cl5-BZ#116 | ND | | ug/kg | 2.02 | 1.01 | 10 |
| Cl6-BZ#154-Cal | 14.9 | | ug/kg | 2.02 | 1.01 | 10 |
| Cl4-BZ#78 | ND | | ug/kg | 2.02 | 1.01 | 10 |
| Cl5-BZ#87/#111 | 100 | | ug/kg | 4.04 | 2.02 | 10 |
| Cl6-BZ#136 | 41.9 | | ug/kg | 2.02 | 1.01 | 10 |
| Cl5-BZ#117 | 21.8 | | ug/kg | 2.02 | 1.01 | 10 |
| Cl5-BZ#115 | 13.2 | | ug/kg | 2.02 | 1.01 | 10 |

**Project Name:** NEW BEDFORD HARBOR-LTM **Lab Number:** L2041490

**Project Number:** 60597627 **Report Date:** 10/21/20

## SAMPLE RESULTS

Lab ID: L2041490-02 D
Client ID: S-207-20FSP20-01
Sample Location: NEW BEDFORD, MA

Date Collected: 09/29/20 09:16
Date Received: 09/30/20
Field Prep: Not Specified

Sample Depth:

| Parameter | Result | Qualifier | Units | RL | MDL | Dilution Factor |
|---|---|---|---|---|---|---|
| PCB Congeners/Homologs - Mansfield Lab | | | | | | |
| Cl5-BZ#85 | 64.8 | | ug/kg | 2.02 | 1.01 | 10 |
| Cl5-BZ#120 | 3.74 | | ug/kg | 2.02 | 1.01 | 10 |
| Cl5-BZ#110 | 616 | | ug/kg | 2.02 | 1.01 | 10 |
| Cl4-BZ#81 | ND | | ug/kg | 2.02 | 1.01 | 10 |
| Cl6-BZ#151 | 51.5 | | ug/kg | 2.02 | 1.01 | 10 |
| Cl6-BZ#135 | 44.1 | | ug/kg | 2.02 | 1.01 | 10 |
| Cl5-BZ#82 | 30.8 | | ug/kg | 2.02 | 1.01 | 10 |
| Cl6-BZ#144 | 10.9 | | ug/kg | 2.02 | 1.01 | 10 |
| Cl6-BZ#147/#149 | 351 | | ug/kg | 4.04 | 2.02 | 10 |
| Cl4-BZ#77 | 38.3 | | ug/kg | 2.02 | 1.01 | 10 |
| Cl6-BZ#143/#139 | 8.71 | | ug/kg | 4.04 | 2.02 | 10 |
| Cl5-BZ#124 | 18.1 | | ug/kg | 2.02 | 1.01 | 10 |
| Cl6-BZ#140 | 1.89 | J | ug/kg | 2.02 | 1.01 | 10 |
| Cl5-BZ#108 | ND | | ug/kg | 2.02 | 1.01 | 10 |
| Cl5-BZ#107/#123 | 48.3 | | ug/kg | 4.04 | 2.02 | 10 |
| Cl7-BZ#188-Cal/RTW | ND | | ug/kg | 2.02 | 1.01 | 10 |
| Cl6-BZ#134 | 24.4 | | ug/kg | 2.02 | 1.01 | 10 |
| Cl5-BZ#106 | ND | | ug/kg | 2.02 | 1.01 | 10 |
| Cl6-BZ#133 | 7.20 | | ug/kg | 2.02 | 1.01 | 10 |
| Cl6-BZ#142 | ND | | ug/kg | 2.02 | 1.01 | 10 |
| Cl5-BZ#118 | 514 | | ug/kg | 2.02 | 1.01 | 10 |
| Cl6-BZ#131 | 7.85 | | ug/kg | 2.02 | 1.01 | 10 |
| Cl7-BZ#184 | ND | | ug/kg | 2.02 | 1.01 | 10 |
| Cl6-BZ#165 | ND | | ug/kg | 2.02 | 1.01 | 10 |
| Cl6-BZ#146 | 63.9 | | ug/kg | 2.02 | 1.01 | 10 |
| Cl6-BZ#161 | ND | | ug/kg | 2.02 | 1.01 | 10 |
| Cl5-BZ#122 | 7.65 | | ug/kg | 2.02 | 1.01 | 10 |
| Cl6-BZ#168 | ND | | ug/kg | 2.02 | 1.01 | 10 |
| Cl5-BZ#114 | 17.1 | | ug/kg | 2.02 | 1.01 | 10 |
| Cl6-BZ#153 | 366 | | ug/kg | 2.02 | 1.01 | 10 |
| Cl6-BZ#132 | 86.9 | | ug/kg | 2.02 | 1.01 | 10 |
| Cl7-BZ#179 | 12.2 | | ug/kg | 2.02 | 1.01 | 10 |
| Cl6-BZ#141 | 41.5 | | ug/kg | 2.02 | 1.01 | 10 |
| Cl7-BZ#176 | 4.04 | | ug/kg | 2.02 | 1.01 | 10 |
| Cl5-BZ#105 | 116 | | ug/kg | 2.02 | 1.01 | 10 |
| Cl6-BZ#137 | 29.5 | | ug/kg | 2.02 | 1.01 | 10 |
| Cl5-BZ#127 | ND | | ug/kg | 2.02 | 1.01 | 10 |

**Project Name:** NEW BEDFORD HARBOR-LTM **Lab Number:** L2041490

**Project Number:** 60597627 **Report Date:** 10/21/20

## SAMPLE RESULTS

Lab ID: L2041490-02 D
Client ID: S-207-20FSP20-01
Sample Location: NEW BEDFORD, MA

Date Collected: 09/29/20 09:16
Date Received: 09/30/20
Field Prep: Not Specified

Sample Depth:

| Parameter | Result | Qualifier | Units | RL | MDL | Dilution Factor |
|---|---|---|---|---|---|---|
| PCB Congeners/Homologs - Mansfield Lab | | | | | | |
| Cl7-BZ#186 | ND | | ug/kg | 2.02 | 1.01 | 10 |
| Cl6-BZ#130/#164 | 60.3 | | ug/kg | 4.04 | 2.02 | 10 |
| Cl7-BZ#178 | 8.90 | | ug/kg | 2.02 | 1.01 | 10 |
| Cl6-BZ#138 | 226 | | ug/kg | 2.02 | 1.01 | 10 |
| Cl6-BZ#163/#160 | 112 | | ug/kg | 4.04 | 2.02 | 10 |
| Cl6-BZ#129/#158 | 74.2 | | ug/kg | 4.04 | 2.02 | 10 |
| Cl7-BZ#182/#175 | 2.84 | J | ug/kg | 4.04 | 2.02 | 10 |
| Cl7-BZ#187 | 44.5 | | ug/kg | 2.02 | 1.01 | 10 |
| Cl7-BZ#183 | 21.4 | | ug/kg | 2.02 | 1.01 | 10 |
| Cl6-BZ#166 | 4.49 | | ug/kg | 2.02 | 1.01 | 10 |
| Cl6-BZ#159 | ND | | ug/kg | 2.02 | 1.01 | 10 |
| Cl5-BZ#126 | ND | | ug/kg | 2.02 | 1.01 | 10 |
| Cl7-BZ#185 | 3.02 | | ug/kg | 2.02 | 1.01 | 10 |
| Cl6-BZ#162 | 2.84 | | ug/kg | 2.02 | 1.01 | 10 |
| Cl7-BZ#174 | 21.0 | | ug/kg | 2.02 | 1.01 | 10 |
| Cl6-BZ#128 | 68.6 | | ug/kg | 2.02 | 1.01 | 10 |
| Cl8-BZ#202 | 2.75 | | ug/kg | 2.02 | 1.01 | 10 |
| Cl6-BZ#167 | 23.6 | | ug/kg | 2.02 | 1.01 | 10 |
| Cl7-BZ#181 | ND | | ug/kg | 2.02 | 1.01 | 10 |
| Cl7-BZ#177 | 18.5 | | ug/kg | 2.02 | 1.01 | 10 |
| Cl8-BZ#204/#200-CAL | ND | | ug/kg | 4.04 | 2.02 | 10 |
| Cl7-BZ#171 | 12.9 | | ug/kg | 2.02 | 1.01 | 10 |
| Cl7-BZ#173 | ND | | ug/kg | 2.02 | 1.01 | 10 |
| Cl8-BZ#197 | ND | | ug/kg | 2.02 | 1.01 | 10 |
| Cl7-BZ#172 | 8.88 | | ug/kg | 2.02 | 1.01 | 10 |
| Cl7-BZ#192 | ND | | ug/kg | 2.02 | 1.01 | 10 |
| Cl6-BZ#156 | 51.1 | | ug/kg | 2.02 | 1.01 | 10 |
| Cl6-BZ#157 | 13.7 | | ug/kg | 2.02 | 1.01 | 10 |
| Cl7-BZ#180 | 53.5 | | ug/kg | 2.02 | 1.01 | 10 |
| Cl7-BZ#193 | 3.80 | | ug/kg | 2.02 | 1.01 | 10 |
| Cl8-BZ#199 | ND | | ug/kg | 2.02 | 1.01 | 10 |
| Cl7-BZ#191 | 2.71 | | ug/kg | 2.02 | 1.01 | 10 |
| Cl8-BZ#198 | ND | | ug/kg | 2.02 | 1.01 | 10 |
| Cl8-BZ#201 | 10.4 | | ug/kg | 2.02 | 1.01 | 10 |
| Cl7-BZ#170 | 42.1 | | ug/kg | 2.02 | 1.01 | 10 |
| Cl7-BZ#190 | 7.14 | | ug/kg | 2.02 | 1.01 | 10 |
| Cl8-BZ#196 | 6.55 | | ug/kg | 2.02 | 1.01 | 10 |

**Project Name:** NEW BEDFORD HARBOR-LTM **Lab Number:** L2041490

**Project Number:** 60597627 **Report Date:** 10/21/20

## SAMPLE RESULTS

Lab ID: L2041490-02 D
Client ID: S-207-20FSP20-01
Sample Location: NEW BEDFORD, MA

Date Collected: 09/29/20 09:16
Date Received: 09/30/20
Field Prep: Not Specified

Sample Depth:

| Parameter | Result | Qualifier | Units | RL | MDL | Dilution Factor |
|---|---|---|---|---|---|---|
| PCB Congeners/Homologs - Mansfield Lab | | | | | | |
| Cl8-BZ#203 | 7.99 | | ug/kg | 2.02 | 1.01 | 10 |
| Cl6-BZ#169 | ND | | ug/kg | 2.02 | 1.01 | 10 |
| Cl9-BZ#208 | 2.82 | | ug/kg | 2.02 | 1.01 | 10 |
| Cl9-BZ#207 | ND | | ug/kg | 2.02 | 1.01 | 10 |
| Cl7-BZ#189 | 9.01 | | ug/kg | 2.02 | 1.01 | 10 |
| Cl8-BZ#195 | 6.06 | | ug/kg | 2.02 | 1.01 | 10 |
| Cl8-BZ#194 | 13.4 | | ug/kg | 2.02 | 1.01 | 10 |
| Cl8-BZ#205 | ND | | ug/kg | 2.02 | 1.01 | 10 |
| Cl9-BZ#206-Cal/RTW | 8.12 | | ug/kg | 2.02 | 1.01 | 10 |
| Cl10-BZ#209-Cal/RTW | 5.10 | | ug/kg | 2.02 | 1.01 | 10 |
| Monochlorobiphenyls | ND | | ug/kg | 2.02 | 1.01 | 10 |
| Dichlorobiphenyls | 270 | | ug/kg | 2.02 | 1.01 | 10 |
| Trichlorobiphenyls | 2360 | | ug/kg | 2.02 | 1.01 | 10 |
| Tetrachlorobiphenyls | 3550 | | ug/kg | 2.02 | 1.01 | 10 |
| Pentachlorobiphenyls | 3470 | | ug/kg | 2.02 | 1.01 | 10 |
| Hexachlorobiphenyls | 1790 | | ug/kg | 2.02 | 1.01 | 10 |
| Heptachlorobiphenyls | 276 | | ug/kg | 2.02 | 1.01 | 10 |
| Octachlorobiphenyls | 47.2 | | ug/kg | 2.02 | 1.01 | 10 |
| Nonachlorobiphenyls | 10.9 | | ug/kg | 2.02 | 1.01 | 10 |
| Decachlorobiphenyl | 5.10 | | ug/kg | 2.02 | 1.01 | 10 |
| Total PCB | 11800 | | ug/kg | 2.02 | NA | 10 |

| Surrogate | % Recovery | Qualifier | Acceptance Criteria |
|---|---|---|---|
| Cl3-BZ#19-C13 (surr) | 90 | | 50-125 |
| Cl8-BZ#202-C13 (surr) | 86 | | 50-125 |

**Project Name:** NEW BEDFORD HARBOR-LTM
**Project Number:** 60597627
**Lab Number:** L2041490
**Report Date:** 10/21/20

## SAMPLE RESULTS

Lab ID: L2041490-03
Client ID: S-208-20FSP20-01
Sample Location: NEW BEDFORD, MA

Date Collected: 09/29/20 08:23
Date Received: 09/30/20
Field Prep: Not Specified

Sample Depth:
Matrix: Sediment
Analytical Method: 105,8270D-SIM/680(M)
Analytical Date: 10/20/20 00:47
Analyst: SV
Percent Solids: 99%

Extraction Method: EPA 3570
Extraction Date: 10/12/20 11:30
Cleanup Method: EPA 3630
Cleanup Date: 10/13/20

| Parameter | Result | Qualifier | Units | RL | MDL | Dilution Factor |
|---|---|---|---|---|---|---|
| PCB Congeners/Homologs - Mansfield Lab | | | | | | |
| Cl1-BZ#1-Cal/RTW | 0.284 | | ug/kg | 0.191 | 0.096 | 1 |
| Cl1-BZ#2 | 0.250 | | ug/kg | 0.191 | 0.096 | 1 |
| Cl1-BZ#3 | 0.881 | | ug/kg | 0.191 | 0.096 | 1 |
| Cl2-BZ#4/#10 | 2.05 | | ug/kg | 0.382 | 0.191 | 1 |
| Cl2-BZ#9 | 0.580 | | ug/kg | 0.191 | 0.096 | 1 |
| Cl2-BZ#7 | 0.567 | | ug/kg | 0.191 | 0.096 | 1 |
| Cl2-BZ#6 | 11.0 | | ug/kg | 0.191 | 0.096 | 1 |
| Cl2-BZ#5 | ND | | ug/kg | 0.191 | 0.096 | 1 |
| Cl2-BZ#8 | 13.3 | | ug/kg | 0.191 | 0.096 | 1 |
| Cl3-BZ#19 | 1.88 | | ug/kg | 0.191 | 0.096 | 1 |
| Cl2-BZ#14 | ND | | ug/kg | 0.191 | 0.096 | 1 |
| Cl3-BZ#30 | ND | | ug/kg | 0.191 | 0.096 | 1 |
| Cl3-BZ#18 | 28.3 | | ug/kg | 0.191 | 0.096 | 1 |
| Cl2-BZ#11 | 3.05 | | ug/kg | 0.191 | 0.096 | 1 |
| Cl3-BZ#17 | 16.2 | | ug/kg | 0.191 | 0.096 | 1 |
| Cl2-BZ#12 | 0.268 | | ug/kg | 0.191 | 0.096 | 1 |
| Cl3-BZ#27 | 5.28 | | ug/kg | 0.191 | 0.096 | 1 |
| Cl2-BZ#13 | 12.5 | | ug/kg | 0.382 | 0.191 | 1 |
| Cl3-BZ#24 | ND | | ug/kg | 0.191 | 0.096 | 1 |
| Cl3-BZ#16 | 3.26 | | ug/kg | 0.191 | 0.096 | 1 |
| Cl3-BZ#32 | 11.3 | | ug/kg | 0.191 | 0.096 | 1 |
| Cl2-BZ#15 | 17.3 | | ug/kg | 0.191 | 0.096 | 1 |
| Cl3-BZ#34 | 1.05 | | ug/kg | 0.191 | 0.096 | 1 |
| Cl3-BZ#23 | ND | | ug/kg | 0.191 | 0.096 | 1 |
| Cl4-BZ#54 | 0.280 | | ug/kg | 0.191 | 0.096 | 1 |
| Cl3-BZ#29-Cal | ND | | ug/kg | 0.191 | 0.096 | 1 |
| Cl4-BZ#50-Cal | ND | | ug/kg | 0.191 | 0.096 | 1 |
| Cl3-BZ#26 | 69.3 | | ug/kg | 0.191 | 0.096 | 1 |

**Project Name:** NEW BEDFORD HARBOR-LTM **Lab Number:** L2041490

**Project Number:** 60597627 **Report Date:** 10/21/20

## SAMPLE RESULTS

Lab ID: L2041490-03 Date Collected: 09/29/20 08:23

Client ID: S-208-20FSP20-01 Date Received: 09/30/20

Sample Location: NEW BEDFORD, MA Field Prep: Not Specified

Sample Depth:

| Parameter | Result | Qualifier | Units | RL | MDL | Dilution Factor |
|---|---|---|---|---|---|---|
| PCB Congeners/Homologs - Mansfield Lab | | | | | | |
| Cl3-BZ#25 | 47.5 | | ug/kg | 0.191 | 0.096 | 1 |
| Cl4-BZ#53 | 12.7 | | ug/kg | 0.191 | 0.096 | 1 |
| Cl3-BZ#-31 | 102 | | ug/kg | 0.191 | 0.096 | 1 |
| Cl3-BZ#28 | 110 | | ug/kg | 0.191 | 0.096 | 1 |
| Cl3-BZ#33 | 10.9 | | ug/kg | 0.191 | 0.096 | 1 |
| Cl4-BZ#51 | 5.40 | | ug/kg | 0.191 | 0.096 | 1 |
| Cl3-BZ#21/#20 | 4.80 | | ug/kg | 0.382 | 0.191 | 1 |
| Cl4-BZ#45 | 4.09 | | ug/kg | 0.191 | 0.096 | 1 |
| Cl3-BZ#22 | 17.2 | | ug/kg | 0.191 | 0.096 | 1 |
| Cl4-BZ#73/#46 | 2.73 | | ug/kg | 0.382 | 0.191 | 1 |
| Cl4-BZ#69 | 0.728 | | ug/kg | 0.191 | 0.096 | 1 |
| Cl4-BZ#43 | 1.21 | | ug/kg | 0.191 | 0.096 | 1 |
| Cl3-BZ#36 | ND | | ug/kg | 0.191 | 0.096 | 1 |
| Cl4-BZ#52 | 118 | | ug/kg | 0.191 | 0.096 | 1 |
| Cl4-BZ#48 | 5.65 | | ug/kg | 0.191 | 0.096 | 1 |
| Cl4-BZ#49 | 140 | | ug/kg | 0.191 | 0.096 | 1 |
| Cl5-BZ#104 | ND | | ug/kg | 0.191 | 0.096 | 1 |
| Cl4-BZ#47 | 51.2 | | ug/kg | 0.191 | 0.096 | 1 |
| Cl4-BZ#65/#75/#62 | 3.06 | | ug/kg | 0.573 | 0.286 | 1 |
| Cl3-BZ#39 | 0.474 | | ug/kg | 0.191 | 0.096 | 1 |
| Cl3-BZ#38 | ND | | ug/kg | 0.191 | 0.096 | 1 |
| Cl4-BZ#44 | 39.1 | | ug/kg | 0.191 | 0.096 | 1 |
| Cl4-BZ#59 | 7.31 | | ug/kg | 0.191 | 0.096 | 1 |
| Cl4-BZ#42 | 21.0 | | ug/kg | 0.191 | 0.096 | 1 |
| Cl4-BZ#71 | 18.4 | | ug/kg | 0.191 | 0.096 | 1 |
| Cl3-BZ#35 | 1.35 | | ug/kg | 0.191 | 0.096 | 1 |
| Cl4-BZ#41 | 0.986 | | ug/kg | 0.191 | 0.096 | 1 |
| Cl4-BZ#72 | 4.98 | | ug/kg | 0.191 | 0.096 | 1 |
| Cl5-BZ#96 | 0.610 | | ug/kg | 0.191 | 0.096 | 1 |
| Cl5-BZ#103 | 3.31 | | ug/kg | 0.191 | 0.096 | 1 |
| Cl4-BZ#68/#64 | 35.7 | | ug/kg | 0.382 | 0.191 | 1 |
| Cl4-BZ#40 | 5.73 | | ug/kg | 0.191 | 0.096 | 1 |
| Cl3-BZ#37 | 15.3 | | ug/kg | 0.191 | 0.096 | 1 |
| Cl5-BZ#100 | 2.73 | | ug/kg | 0.191 | 0.096 | 1 |
| Cl5-BZ#94 | 0.578 | | ug/kg | 0.191 | 0.096 | 1 |
| Cl4-BZ#57 | 2.31 | | ug/kg | 0.191 | 0.096 | 1 |
| Cl4-BZ#67/#58 | 9.72 | | ug/kg | 0.382 | 0.191 | 1 |

**Project Name:** NEW BEDFORD HARBOR-LTM **Lab Number:** L2041490

**Project Number:** 60597627 **Report Date:** 10/21/20

## SAMPLE RESULTS

Lab ID: L2041490-03 Date Collected: 09/29/20 08:23

Client ID: S-208-20FSP20-01 Date Received: 09/30/20

Sample Location: NEW BEDFORD, MA Field Prep: Not Specified

Sample Depth:

| Parameter | Result | Qualifier | Units | RL | MDL | Dilution Factor |
|---|---|---|---|---|---|---|
| PCB Congeners/Homologs - Mansfield Lab | | | | | | |
| Cl5-BZ#102 | 5.23 | | ug/kg | 0.191 | 0.096 | 1 |
| Cl4-BZ#61 | ND | | ug/kg | 0.191 | 0.096 | 1 |
| Cl5-BZ#98 | 0.908 | | ug/kg | 0.191 | 0.096 | 1 |
| Cl4-BZ#76 | 0.307 | | ug/kg | 0.191 | 0.096 | 1 |
| Cl5-BZ#93 | 0.331 | | ug/kg | 0.191 | 0.096 | 1 |
| Cl4-BZ#63 | 4.62 | | ug/kg | 0.191 | 0.096 | 1 |
| Cl5-BZ#121/#95/#88 | 48.6 | | ug/kg | 0.573 | 0.286 | 1 |
| Cl4-BZ#74 | 34.2 | | ug/kg | 0.191 | 0.096 | 1 |
| Cl6-BZ#155 | ND | | ug/kg | 0.191 | 0.096 | 1 |
| Cl4-BZ#70 | 43.8 | | ug/kg | 0.191 | 0.096 | 1 |
| Cl5-BZ#91 | 32.1 | | ug/kg | 0.191 | 0.096 | 1 |
| Cl4-BZ#66 | 58.6 | | ug/kg | 0.191 | 0.096 | 1 |
| Cl4-BZ#80 | ND | | ug/kg | 0.191 | 0.096 | 1 |
| Cl4-BZ#55 | ND | | ug/kg | 0.191 | 0.096 | 1 |
| Cl5-BZ#92 | 21.7 | | ug/kg | 0.191 | 0.096 | 1 |
| Cl5-BZ#89/#84 | 17.4 | | ug/kg | 0.382 | 0.191 | 1 |
| Cl5-BZ#101/#90 | 110 | | ug/kg | 0.382 | 0.191 | 1 |
| Cl4-BZ#56 | 18.8 | | ug/kg | 0.191 | 0.096 | 1 |
| Cl5-BZ#113 | 1.86 | | ug/kg | 0.191 | 0.096 | 1 |
| Cl5-BZ#99 | 84.2 | | ug/kg | 0.191 | 0.096 | 1 |
| Cl6-BZ#150 | 0.660 | | ug/kg | 0.191 | 0.096 | 1 |
| Cl4-BZ#60 | 9.29 | | ug/kg | 0.191 | 0.096 | 1 |
| Cl6-BZ#152 | 0.113 | J | ug/kg | 0.191 | 0.096 | 1 |
| Cl5-BZ#119 | 9.72 | | ug/kg | 0.191 | 0.096 | 1 |
| Cl5-BZ#83/#125/#112 | 4.89 | | ug/kg | 0.573 | 0.286 | 1 |
| Cl5-BZ#86/#109 | ND | | ug/kg | 0.382 | 0.191 | 1 |
| Cl6-BZ#145 | ND | | ug/kg | 0.191 | 0.096 | 1 |
| Cl5-BZ#97 | 35.6 | | ug/kg | 0.191 | 0.096 | 1 |
| Cl6-BZ#148 | 0.426 | | ug/kg | 0.191 | 0.096 | 1 |
| Cl4-BZ#79 | ND | | ug/kg | 0.191 | 0.096 | 1 |
| Cl5-BZ#116 | ND | | ug/kg | 0.191 | 0.096 | 1 |
| Cl6-BZ#154-Cal | 4.26 | | ug/kg | 0.191 | 0.096 | 1 |
| Cl4-BZ#78 | ND | | ug/kg | 0.191 | 0.096 | 1 |
| Cl5-BZ#87/#111 | 12.3 | | ug/kg | 0.382 | 0.191 | 1 |
| Cl6-BZ#136 | 8.84 | | ug/kg | 0.191 | 0.096 | 1 |
| Cl5-BZ#117 | 4.52 | | ug/kg | 0.191 | 0.096 | 1 |
| Cl5-BZ#115 | 1.80 | | ug/kg | 0.191 | 0.096 | 1 |

**Project Name:** NEW BEDFORD HARBOR-LTM **Lab Number:** L2041490

**Project Number:** 60597627 **Report Date:** 10/21/20

## SAMPLE RESULTS

Lab ID: L2041490-03 Date Collected: 09/29/20 08:23

Client ID: S-208-20FSP20-01 Date Received: 09/30/20

Sample Location: NEW BEDFORD, MA Field Prep: Not Specified

Sample Depth:

| Parameter | Result | Qualifier | Units | RL | MDL | Dilution Factor |
|---|---|---|---|---|---|---|
| PCB Congeners/Homologs - Mansfield Lab | | | | | | |
| Cl5-BZ#85 | 10.1 | | ug/kg | 0.191 | 0.096 | 1 |
| Cl5-BZ#120 | 0.988 | | ug/kg | 0.191 | 0.096 | 1 |
| Cl5-BZ#110 | 123 | | ug/kg | 0.191 | 0.096 | 1 |
| Cl4-BZ#81 | ND | | ug/kg | 0.191 | 0.096 | 1 |
| Cl6-BZ#151 | 10.7 | | ug/kg | 0.191 | 0.096 | 1 |
| Cl6-BZ#135 | 10.4 | | ug/kg | 0.191 | 0.096 | 1 |
| Cl5-BZ#82 | 3.89 | | ug/kg | 0.191 | 0.096 | 1 |
| Cl6-BZ#144 | 1.71 | | ug/kg | 0.191 | 0.096 | 1 |
| Cl6-BZ#147/#149 | 84.4 | | ug/kg | 0.382 | 0.191 | 1 |
| Cl4-BZ#77 | 6.46 | | ug/kg | 0.191 | 0.096 | 1 |
| Cl6-BZ#143/#139 | 1.72 | | ug/kg | 0.382 | 0.191 | 1 |
| Cl5-BZ#124 | 3.16 | | ug/kg | 0.191 | 0.096 | 1 |
| Cl6-BZ#140 | 0.353 | | ug/kg | 0.191 | 0.096 | 1 |
| Cl5-BZ#108 | ND | | ug/kg | 0.191 | 0.096 | 1 |
| Cl5-BZ#107/#123 | 9.81 | | ug/kg | 0.382 | 0.191 | 1 |
| Cl7-BZ#188-Cal/RTW | 0.188 | J | ug/kg | 0.191 | 0.096 | 1 |
| Cl6-BZ#134 | 5.07 | | ug/kg | 0.191 | 0.096 | 1 |
| Cl5-BZ#106 | ND | | ug/kg | 0.191 | 0.096 | 1 |
| Cl6-BZ#133 | 1.70 | | ug/kg | 0.191 | 0.096 | 1 |
| Cl6-BZ#142 | ND | | ug/kg | 0.191 | 0.096 | 1 |
| Cl5-BZ#118 | 103 | | ug/kg | 0.191 | 0.096 | 1 |
| Cl6-BZ#131 | 1.19 | | ug/kg | 0.191 | 0.096 | 1 |
| Cl7-BZ#184 | ND | | ug/kg | 0.191 | 0.096 | 1 |
| Cl6-BZ#165 | 0.151 | J | ug/kg | 0.191 | 0.096 | 1 |
| Cl6-BZ#146 | 15.6 | | ug/kg | 0.191 | 0.096 | 1 |
| Cl6-BZ#161 | ND | | ug/kg | 0.191 | 0.096 | 1 |
| Cl5-BZ#122 | 0.924 | | ug/kg | 0.191 | 0.096 | 1 |
| Cl6-BZ#168 | ND | | ug/kg | 0.191 | 0.096 | 1 |
| Cl5-BZ#114 | 2.97 | | ug/kg | 0.191 | 0.096 | 1 |
| Cl6-BZ#153 | 88.9 | | ug/kg | 0.191 | 0.096 | 1 |
| Cl6-BZ#132 | 15.8 | | ug/kg | 0.191 | 0.096 | 1 |
| Cl7-BZ#179 | 3.14 | | ug/kg | 0.191 | 0.096 | 1 |
| Cl6-BZ#141 | 5.88 | | ug/kg | 0.191 | 0.096 | 1 |
| Cl7-BZ#176 | 0.939 | | ug/kg | 0.191 | 0.096 | 1 |
| Cl5-BZ#105 | 18.7 | | ug/kg | 0.191 | 0.096 | 1 |
| Cl6-BZ#137 | 4.81 | | ug/kg | 0.191 | 0.096 | 1 |
| Cl5-BZ#127 | ND | | ug/kg | 0.191 | 0.096 | 1 |

**Project Name:** NEW BEDFORD HARBOR-LTM **Lab Number:** L2041490

**Project Number:** 60597627 **Report Date:** 10/21/20

## SAMPLE RESULTS

Lab ID: L2041490-03 Date Collected: 09/29/20 08:23

Client ID: S-208-20FSP20-01 Date Received: 09/30/20

Sample Location: NEW BEDFORD, MA Field Prep: Not Specified

Sample Depth:

| Parameter | Result | Qualifier | Units | RL | MDL | Dilution Factor |
|---|---|---|---|---|---|---|
| PCB Congeners/Homologs - Mansfield Lab | | | | | | |
| Cl7-BZ#186 | ND | | ug/kg | 0.191 | 0.096 | 1 |
| Cl6-BZ#130/#164 | 12.6 | | ug/kg | 0.382 | 0.191 | 1 |
| Cl7-BZ#178 | 2.21 | | ug/kg | 0.191 | 0.096 | 1 |
| Cl6-BZ#138 | 42.4 | | ug/kg | 0.191 | 0.096 | 1 |
| Cl6-BZ#163/#160 | 27.7 | | ug/kg | 0.382 | 0.191 | 1 |
| Cl6-BZ#129/#158 | 13.5 | | ug/kg | 0.382 | 0.191 | 1 |
| Cl7-BZ#182/#175 | 0.550 | | ug/kg | 0.382 | 0.191 | 1 |
| Cl7-BZ#187 | 11.7 | | ug/kg | 0.191 | 0.096 | 1 |
| Cl7-BZ#183 | 4.84 | | ug/kg | 0.191 | 0.096 | 1 |
| Cl6-BZ#166 | 0.697 | | ug/kg | 0.191 | 0.096 | 1 |
| Cl6-BZ#159 | ND | | ug/kg | 0.191 | 0.096 | 1 |
| Cl5-BZ#126 | 1.07 | | ug/kg | 0.191 | 0.096 | 1 |
| Cl7-BZ#185 | 0.423 | | ug/kg | 0.191 | 0.096 | 1 |
| Cl6-BZ#162 | 0.676 | | ug/kg | 0.191 | 0.096 | 1 |
| Cl7-BZ#174 | 3.68 | | ug/kg | 0.191 | 0.096 | 1 |
| Cl6-BZ#128 | 13.7 | | ug/kg | 0.191 | 0.096 | 1 |
| Cl8-BZ#202 | 1.09 | | ug/kg | 0.191 | 0.096 | 1 |
| Cl6-BZ#167 | 5.52 | | ug/kg | 0.191 | 0.096 | 1 |
| Cl7-BZ#181 | 0.359 | | ug/kg | 0.191 | 0.096 | 1 |
| Cl7-BZ#177 | 4.01 | | ug/kg | 0.191 | 0.096 | 1 |
| Cl8-BZ#204/#200-CAL | 0.495 | | ug/kg | 0.382 | 0.191 | 1 |
| Cl7-BZ#171 | 2.70 | | ug/kg | 0.191 | 0.096 | 1 |
| Cl7-BZ#173 | ND | | ug/kg | 0.191 | 0.096 | 1 |
| Cl8-BZ#197 | ND | | ug/kg | 0.191 | 0.096 | 1 |
| Cl7-BZ#172 | 1.77 | | ug/kg | 0.191 | 0.096 | 1 |
| Cl7-BZ#192 | ND | | ug/kg | 0.191 | 0.096 | 1 |
| Cl6-BZ#156 | 9.90 | | ug/kg | 0.191 | 0.096 | 1 |
| Cl6-BZ#157 | 2.42 | | ug/kg | 0.191 | 0.096 | 1 |
| Cl7-BZ#180 | 11.4 | | ug/kg | 0.191 | 0.096 | 1 |
| Cl7-BZ#193 | 0.996 | | ug/kg | 0.191 | 0.096 | 1 |
| Cl8-BZ#199 | ND | | ug/kg | 0.191 | 0.096 | 1 |
| Cl7-BZ#191 | 0.571 | | ug/kg | 0.191 | 0.096 | 1 |
| Cl8-BZ#198 | ND | | ug/kg | 0.191 | 0.096 | 1 |
| Cl8-BZ#201 | 2.19 | | ug/kg | 0.191 | 0.096 | 1 |
| Cl7-BZ#170 | 8.69 | | ug/kg | 0.191 | 0.096 | 1 |
| Cl7-BZ#190 | 1.74 | | ug/kg | 0.191 | 0.096 | 1 |
| Cl8-BZ#196 | 1.33 | | ug/kg | 0.191 | 0.096 | 1 |

**Project Name:** NEW BEDFORD HARBOR-LTM **Lab Number:** L2041490

**Project Number:** 60597627 **Report Date:** 10/21/20

## SAMPLE RESULTS

Lab ID: L2041490-03 Date Collected: 09/29/20 08:23

Client ID: S-208-20FSP20-01 Date Received: 09/30/20

Sample Location: NEW BEDFORD, MA Field Prep: Not Specified

Sample Depth:

| Parameter | Result | Qualifier | Units | RL | MDL | Dilution Factor |
|---|---|---|---|---|---|---|
| PCB Congeners/Homologs - Mansfield Lab | | | | | | |
| Cl8-BZ#203 | 1.31 | | ug/kg | 0.191 | 0.096 | 1 |
| Cl6-BZ#169 | ND | | ug/kg | 0.191 | 0.096 | 1 |
| Cl9-BZ#208 | 0.641 | | ug/kg | 0.191 | 0.096 | 1 |
| Cl9-BZ#207 | 0.291 | | ug/kg | 0.191 | 0.096 | 1 |
| Cl7-BZ#189 | 1.09 | | ug/kg | 0.191 | 0.096 | 1 |
| Cl8-BZ#195 | 1.07 | | ug/kg | 0.191 | 0.096 | 1 |
| Cl8-BZ#194 | 3.14 | | ug/kg | 0.191 | 0.096 | 1 |
| Cl8-BZ#205 | ND | | ug/kg | 0.191 | 0.096 | 1 |
| Cl9-BZ#206-Cal/RTW | 1.89 | | ug/kg | 0.191 | 0.096 | 1 |
| Cl10-BZ#209-Cal/RTW | 0.689 | | ug/kg | 0.191 | 0.096 | 1 |
| Monochlorobiphenyls | 1.42 | | ug/kg | 0.191 | 0.096 | 1 |
| Dichlorobiphenyls | 60.6 | | ug/kg | 0.191 | 0.096 | 1 |
| Trichlorobiphenyls | 446 | | ug/kg | 0.191 | 0.096 | 1 |
| Tetrachlorobiphenyls | 666 | | ug/kg | 0.191 | 0.096 | 1 |
| Pentachlorobiphenyls | 676 | | ug/kg | 0.191 | 0.096 | 1 |
| Hexachlorobiphenyls | 392 | | ug/kg | 0.191 | 0.096 | 1 |
| Heptachlorobiphenyls | 61.0 | | ug/kg | 0.191 | 0.096 | 1 |
| Octachlorobiphenyls | 10.6 | | ug/kg | 0.191 | 0.096 | 1 |
| Nonachlorobiphenyls | 2.82 | | ug/kg | 0.191 | 0.096 | 1 |
| Decachlorobiphenyl | 0.689 | | ug/kg | 0.191 | 0.096 | 1 |
| Total PCB | 2320 | | ug/kg | 0.191 | NA | 1 |

| Surrogate | % Recovery | Qualifier | Acceptance Criteria |
|---|---|---|---|
| Cl3-BZ#19-C13 (surr) | 76 | | 50-125 |
| Cl8-BZ#202-C13 (surr) | 86 | | 50-125 |

**Project Name:** NEW BEDFORD HARBOR-LTM **Lab Number:** L2041490

**Project Number:** 60597627 **Report Date:** 10/21/20

## SAMPLE RESULTS

Lab ID: L2041490-04 D
Client ID: S-211-20FSP20-01
Sample Location: NEW BEDFORD, MA

Date Collected: 09/29/20 10:20
Date Received: 09/30/20
Field Prep: Not Specified

Sample Depth:
Matrix: Sediment
Analytical Method: 105,8270D-SIM/680(M)
Analytical Date: 10/20/20 02:08
Analyst: SV
Percent Solids: 98%

Extraction Method: EPA 3570
Extraction Date: 10/12/20 11:30
Cleanup Method: EPA 3630
Cleanup Date: 10/13/20

| Parameter | Result | Qualifier | Units | RL | MDL | Dilution Factor |
|---|---|---|---|---|---|---|
| PCB Congeners/Homologs - Mansfield Lab | | | | | | |
| Cl1-BZ#1-Cal/RTW | 0.812 | J | ug/kg | 0.982 | 0.491 | 5 |
| Cl1-BZ#2 | 0.491 | J | ug/kg | 0.982 | 0.491 | 5 |
| Cl1-BZ#3 | 2.10 | | ug/kg | 0.982 | 0.491 | 5 |
| Cl2-BZ#4/#10 | 7.58 | | ug/kg | 1.96 | 0.982 | 5 |
| Cl2-BZ#9 | 2.54 | | ug/kg | 0.982 | 0.491 | 5 |
| Cl2-BZ#7 | 1.68 | | ug/kg | 0.982 | 0.491 | 5 |
| Cl2-BZ#6 | 39.8 | | ug/kg | 0.982 | 0.491 | 5 |
| Cl2-BZ#5 | ND | | ug/kg | 0.982 | 0.491 | 5 |
| Cl2-BZ#8 | 46.0 | | ug/kg | 0.982 | 0.491 | 5 |
| Cl3-BZ#19 | 6.05 | | ug/kg | 0.982 | 0.491 | 5 |
| Cl2-BZ#14 | ND | | ug/kg | 0.982 | 0.491 | 5 |
| Cl3-BZ#30 | ND | | ug/kg | 0.982 | 0.491 | 5 |
| Cl3-BZ#18 | 125 | | ug/kg | 0.982 | 0.491 | 5 |
| Cl2-BZ#11 | 10.3 | | ug/kg | 0.982 | 0.491 | 5 |
| Cl3-BZ#17 | 71.1 | | ug/kg | 0.982 | 0.491 | 5 |
| Cl2-BZ#12 | ND | | ug/kg | 0.982 | 0.491 | 5 |
| Cl3-BZ#27 | 19.4 | | ug/kg | 0.982 | 0.491 | 5 |
| Cl2-BZ#13 | 38.7 | | ug/kg | 1.96 | 0.982 | 5 |
| Cl3-BZ#24 | 1.51 | | ug/kg | 0.982 | 0.491 | 5 |
| Cl3-BZ#16 | 20.2 | | ug/kg | 0.982 | 0.491 | 5 |
| Cl3-BZ#32 | 43.7 | | ug/kg | 0.982 | 0.491 | 5 |
| Cl2-BZ#15 | 53.4 | | ug/kg | 0.982 | 0.491 | 5 |
| Cl3-BZ#34 | 3.60 | | ug/kg | 0.982 | 0.491 | 5 |
| Cl3-BZ#23 | ND | | ug/kg | 0.982 | 0.491 | 5 |
| Cl4-BZ#54 | ND | | ug/kg | 0.982 | 0.491 | 5 |
| Cl3-BZ#29-Cal | ND | | ug/kg | 0.982 | 0.491 | 5 |
| Cl4-BZ#50-Cal | ND | | ug/kg | 0.982 | 0.491 | 5 |
| Cl3-BZ#26 | 253 | | ug/kg | 0.982 | 0.491 | 5 |

**Project Name:** NEW BEDFORD HARBOR-LTM **Lab Number:** L2041490

**Project Number:** 60597627 **Report Date:** 10/21/20

## SAMPLE RESULTS

Lab ID: L2041490-04 D
Client ID: S-211-20FSP20-01
Sample Location: NEW BEDFORD, MA

Date Collected: 09/29/20 10:20
Date Received: 09/30/20
Field Prep: Not Specified

Sample Depth:

| Parameter | Result | Qualifier | Units | RL | MDL | Dilution Factor |
|---|---|---|---|---|---|---|
| PCB Congeners/Homologs - Mansfield Lab | | | | | | |
| Cl3-BZ#25 | 161 | | ug/kg | 0.982 | 0.491 | 5 |
| Cl4-BZ#53 | 44.8 | | ug/kg | 0.982 | 0.491 | 5 |
| Cl3-BZ#-31 | 390 | | ug/kg | 0.982 | 0.491 | 5 |
| Cl3-BZ#28 | 395 | | ug/kg | 0.982 | 0.491 | 5 |
| Cl3-BZ#33 | 45.7 | | ug/kg | 0.982 | 0.491 | 5 |
| Cl4-BZ#51 | 17.6 | | ug/kg | 0.982 | 0.491 | 5 |
| Cl3-BZ#21/#20 | 30.5 | | ug/kg | 1.96 | 0.982 | 5 |
| Cl4-BZ#45 | 22.6 | | ug/kg | 0.982 | 0.491 | 5 |
| Cl3-BZ#22 | 80.4 | | ug/kg | 0.982 | 0.491 | 5 |
| Cl4-BZ#73/#46 | 10.7 | | ug/kg | 1.96 | 0.982 | 5 |
| Cl4-BZ#69 | 2.79 | | ug/kg | 0.982 | 0.491 | 5 |
| Cl4-BZ#43 | 6.01 | | ug/kg | 0.982 | 0.491 | 5 |
| Cl3-BZ#36 | ND | | ug/kg | 0.982 | 0.491 | 5 |
| Cl4-BZ#52 | 465 | | ug/kg | 0.982 | 0.491 | 5 |
| Cl4-BZ#48 | 31.4 | | ug/kg | 0.982 | 0.491 | 5 |
| Cl4-BZ#49 | 509 | | ug/kg | 0.982 | 0.491 | 5 |
| Cl5-BZ#104 | ND | | ug/kg | 0.982 | 0.491 | 5 |
| Cl4-BZ#47 | 185 | | ug/kg | 0.982 | 0.491 | 5 |
| Cl4-BZ#65/#75/#62 | 11.3 | | ug/kg | 2.95 | 1.47 | 5 |
| Cl3-BZ#39 | 2.21 | | ug/kg | 0.982 | 0.491 | 5 |
| Cl3-BZ#38 | ND | | ug/kg | 0.982 | 0.491 | 5 |
| Cl4-BZ#44 | 189 | | ug/kg | 0.982 | 0.491 | 5 |
| Cl4-BZ#59 | 32.9 | | ug/kg | 0.982 | 0.491 | 5 |
| Cl4-BZ#42 | 94.3 | | ug/kg | 0.982 | 0.491 | 5 |
| Cl4-BZ#71 | 68.4 | | ug/kg | 0.982 | 0.491 | 5 |
| Cl3-BZ#35 | 6.12 | | ug/kg | 0.982 | 0.491 | 5 |
| Cl4-BZ#41 | 6.02 | | ug/kg | 0.982 | 0.491 | 5 |
| Cl4-BZ#72 | 16.2 | | ug/kg | 0.982 | 0.491 | 5 |
| Cl5-BZ#96 | 2.85 | | ug/kg | 0.982 | 0.491 | 5 |
| Cl5-BZ#103 | 11.8 | | ug/kg | 0.982 | 0.491 | 5 |
| Cl4-BZ#68/#64 | 152 | | ug/kg | 1.96 | 0.982 | 5 |
| Cl4-BZ#40 | 27.8 | | ug/kg | 0.982 | 0.491 | 5 |
| Cl3-BZ#37 | 58.9 | | ug/kg | 0.982 | 0.491 | 5 |
| Cl5-BZ#100 | 8.92 | | ug/kg | 0.982 | 0.491 | 5 |
| Cl5-BZ#94 | 2.27 | | ug/kg | 0.982 | 0.491 | 5 |
| Cl4-BZ#57 | 8.20 | | ug/kg | 0.982 | 0.491 | 5 |
| Cl4-BZ#67/#58 | 37.8 | | ug/kg | 1.96 | 0.982 | 5 |

**Project Name:** NEW BEDFORD HARBOR-LTM **Lab Number:** L2041490

**Project Number:** 60597627 **Report Date:** 10/21/20

## SAMPLE RESULTS

Lab ID: L2041490-04 D
Client ID: S-211-20FSP20-01
Sample Location: NEW BEDFORD, MA

Date Collected: 09/29/20 10:20
Date Received: 09/30/20
Field Prep: Not Specified

Sample Depth:

| Parameter | Result | Qualifier | Units | RL | MDL | Dilution Factor |
|---|---|---|---|---|---|---|
| PCB Congeners/Homologs - Mansfield Lab | | | | | | |
| Cl5-BZ#102 | 17.7 | | ug/kg | 0.982 | 0.491 | 5 |
| Cl4-BZ#61 | ND | | ug/kg | 0.982 | 0.491 | 5 |
| Cl5-BZ#98 | 3.46 | | ug/kg | 0.982 | 0.491 | 5 |
| Cl4-BZ#76 | 1.72 | | ug/kg | 0.982 | 0.491 | 5 |
| Cl5-BZ#93 | 1.67 | | ug/kg | 0.982 | 0.491 | 5 |
| Cl4-BZ#63 | 16.6 | | ug/kg | 0.982 | 0.491 | 5 |
| Cl5-BZ#121/#95/#88 | 218 | | ug/kg | 2.95 | 1.47 | 5 |
| Cl4-BZ#74 | 143 | | ug/kg | 0.982 | 0.491 | 5 |
| Cl6-BZ#155 | ND | | ug/kg | 0.982 | 0.491 | 5 |
| Cl4-BZ#70 | 209 | | ug/kg | 0.982 | 0.491 | 5 |
| Cl5-BZ#91 | 128 | | ug/kg | 0.982 | 0.491 | 5 |
| Cl4-BZ#66 | 241 | | ug/kg | 0.982 | 0.491 | 5 |
| Cl4-BZ#80 | ND | | ug/kg | 0.982 | 0.491 | 5 |
| Cl4-BZ#55 | ND | | ug/kg | 0.982 | 0.491 | 5 |
| Cl5-BZ#92 | 87.6 | | ug/kg | 0.982 | 0.491 | 5 |
| Cl5-BZ#89/#84 | 79.1 | | ug/kg | 1.96 | 0.982 | 5 |
| Cl5-BZ#101/#90 | 437 | | ug/kg | 1.96 | 0.982 | 5 |
| Cl4-BZ#56 | 86.8 | | ug/kg | 0.982 | 0.491 | 5 |
| Cl5-BZ#113 | 4.01 | | ug/kg | 0.982 | 0.491 | 5 |
| Cl5-BZ#99 | 315 | | ug/kg | 0.982 | 0.491 | 5 |
| Cl6-BZ#150 | 2.55 | | ug/kg | 0.982 | 0.491 | 5 |
| Cl4-BZ#60 | 43.6 | | ug/kg | 0.982 | 0.491 | 5 |
| Cl6-BZ#152 | 0.639 | J | ug/kg | 0.982 | 0.491 | 5 |
| Cl5-BZ#119 | 32.6 | | ug/kg | 0.982 | 0.491 | 5 |
| Cl5-BZ#83/#125/#112 | 18.8 | | ug/kg | 2.95 | 1.47 | 5 |
| Cl5-BZ#86/#109 | ND | | ug/kg | 1.96 | 0.982 | 5 |
| Cl6-BZ#145 | ND | | ug/kg | 0.982 | 0.491 | 5 |
| Cl5-BZ#97 | 151 | | ug/kg | 0.982 | 0.491 | 5 |
| Cl6-BZ#148 | 1.32 | | ug/kg | 0.982 | 0.491 | 5 |
| Cl4-BZ#79 | ND | | ug/kg | 0.982 | 0.491 | 5 |
| Cl5-BZ#116 | ND | | ug/kg | 0.982 | 0.491 | 5 |
| Cl6-BZ#154-Cal | 12.9 | | ug/kg | 0.982 | 0.491 | 5 |
| Cl4-BZ#78 | ND | | ug/kg | 0.982 | 0.491 | 5 |
| Cl5-BZ#87/#111 | 58.4 | | ug/kg | 1.96 | 0.982 | 5 |
| Cl6-BZ#136 | 36.0 | | ug/kg | 0.982 | 0.491 | 5 |
| Cl5-BZ#117 | 17.3 | | ug/kg | 0.982 | 0.491 | 5 |
| Cl5-BZ#115 | 7.97 | | ug/kg | 0.982 | 0.491 | 5 |

**Project Name:** NEW BEDFORD HARBOR-LTM **Lab Number:** L2041490

**Project Number:** 60597627 **Report Date:** 10/21/20

## SAMPLE RESULTS

Lab ID: L2041490-04 D
Client ID: S-211-20FSP20-01
Sample Location: NEW BEDFORD, MA

Date Collected: 09/29/20 10:20
Date Received: 09/30/20
Field Prep: Not Specified

Sample Depth:

| Parameter | Result | Qualifier | Units | RL | MDL | Dilution Factor |
|---|---|---|---|---|---|---|
| PCB Congeners/Homologs - Mansfield Lab | | | | | | |
| Cl5-BZ#85 | 43.2 | | ug/kg | 0.982 | 0.491 | 5 |
| Cl5-BZ#120 | 2.78 | | ug/kg | 0.982 | 0.491 | 5 |
| Cl5-BZ#110 | 476 | | ug/kg | 0.982 | 0.491 | 5 |
| Cl4-BZ#81 | ND | | ug/kg | 0.982 | 0.491 | 5 |
| Cl6-BZ#151 | 44.8 | | ug/kg | 0.982 | 0.491 | 5 |
| Cl6-BZ#135 | 38.7 | | ug/kg | 0.982 | 0.491 | 5 |
| Cl5-BZ#82 | 19.0 | | ug/kg | 0.982 | 0.491 | 5 |
| Cl6-BZ#144 | 8.04 | | ug/kg | 0.982 | 0.491 | 5 |
| Cl6-BZ#147/#149 | 295 | | ug/kg | 1.96 | 0.982 | 5 |
| Cl4-BZ#77 | 25.5 | | ug/kg | 0.982 | 0.491 | 5 |
| Cl6-BZ#143/#139 | 7.06 | | ug/kg | 1.96 | 0.982 | 5 |
| Cl5-BZ#124 | 14.6 | | ug/kg | 0.982 | 0.491 | 5 |
| Cl6-BZ#140 | 1.34 | | ug/kg | 0.982 | 0.491 | 5 |
| Cl5-BZ#108 | ND | | ug/kg | 0.982 | 0.491 | 5 |
| Cl5-BZ#107/#123 | 36.4 | | ug/kg | 1.96 | 0.982 | 5 |
| Cl7-BZ#188-Cal/RTW | 0.686 | J | ug/kg | 0.982 | 0.491 | 5 |
| Cl6-BZ#134 | 19.8 | | ug/kg | 0.982 | 0.491 | 5 |
| Cl5-BZ#106 | 1.15 | | ug/kg | 0.982 | 0.491 | 5 |
| Cl6-BZ#133 | 6.30 | | ug/kg | 0.982 | 0.491 | 5 |
| Cl6-BZ#142 | ND | | ug/kg | 0.982 | 0.491 | 5 |
| Cl5-BZ#118 | 396 | | ug/kg | 0.982 | 0.491 | 5 |
| Cl6-BZ#131 | 5.76 | | ug/kg | 0.982 | 0.491 | 5 |
| Cl7-BZ#184 | ND | | ug/kg | 0.982 | 0.491 | 5 |
| Cl6-BZ#165 | ND | | ug/kg | 0.982 | 0.491 | 5 |
| Cl6-BZ#146 | 52.4 | | ug/kg | 0.982 | 0.491 | 5 |
| Cl6-BZ#161 | ND | | ug/kg | 0.982 | 0.491 | 5 |
| Cl5-BZ#122 | 5.24 | | ug/kg | 0.982 | 0.491 | 5 |
| Cl6-BZ#168 | ND | | ug/kg | 0.982 | 0.491 | 5 |
| Cl5-BZ#114 | 11.9 | | ug/kg | 0.982 | 0.491 | 5 |
| Cl6-BZ#153 | 303 | | ug/kg | 0.982 | 0.491 | 5 |
| Cl6-BZ#132 | 63.8 | | ug/kg | 0.982 | 0.491 | 5 |
| Cl7-BZ#179 | 10.8 | | ug/kg | 0.982 | 0.491 | 5 |
| Cl6-BZ#141 | 29.0 | | ug/kg | 0.982 | 0.491 | 5 |
| Cl7-BZ#176 | 3.46 | | ug/kg | 0.982 | 0.491 | 5 |
| Cl5-BZ#105 | 80.5 | | ug/kg | 0.982 | 0.491 | 5 |
| Cl6-BZ#137 | 18.9 | | ug/kg | 0.982 | 0.491 | 5 |
| Cl5-BZ#127 | ND | | ug/kg | 0.982 | 0.491 | 5 |

**Project Name:** NEW BEDFORD HARBOR-LTM **Lab Number:** L2041490

**Project Number:** 60597627 **Report Date:** 10/21/20

## SAMPLE RESULTS

Lab ID: L2041490-04 D
Client ID: S-211-20FSP20-01
Sample Location: NEW BEDFORD, MA

Date Collected: 09/29/20 10:20
Date Received: 09/30/20
Field Prep: Not Specified

Sample Depth:

| Parameter | Result | Qualifier | Units | RL | MDL | Dilution Factor |
|---|---|---|---|---|---|---|
| PCB Congeners/Homologs - Mansfield Lab | | | | | | |
| Cl7-BZ#186 | ND | | ug/kg | 0.982 | 0.491 | 5 |
| Cl6-BZ#130/#164 | 48.5 | | ug/kg | 1.96 | 0.982 | 5 |
| Cl7-BZ#178 | 8.10 | | ug/kg | 0.982 | 0.491 | 5 |
| Cl6-BZ#138 | 170 | | ug/kg | 0.982 | 0.491 | 5 |
| Cl6-BZ#163/#160 | 92.0 | | ug/kg | 1.96 | 0.982 | 5 |
| Cl6-BZ#129/#158 | 55.5 | | ug/kg | 1.96 | 0.982 | 5 |
| Cl7-BZ#182/#175 | 1.39 | J | ug/kg | 1.96 | 0.982 | 5 |
| Cl7-BZ#187 | 38.0 | | ug/kg | 0.982 | 0.491 | 5 |
| Cl7-BZ#183 | 17.8 | | ug/kg | 0.982 | 0.491 | 5 |
| Cl6-BZ#166 | 2.13 | | ug/kg | 0.982 | 0.491 | 5 |
| Cl6-BZ#159 | ND | | ug/kg | 0.982 | 0.491 | 5 |
| Cl5-BZ#126 | 3.00 | | ug/kg | 0.982 | 0.491 | 5 |
| Cl7-BZ#185 | 2.03 | | ug/kg | 0.982 | 0.491 | 5 |
| Cl6-BZ#162 | 2.53 | | ug/kg | 0.982 | 0.491 | 5 |
| Cl7-BZ#174 | 16.2 | | ug/kg | 0.982 | 0.491 | 5 |
| Cl6-BZ#128 | 52.7 | | ug/kg | 0.982 | 0.491 | 5 |
| Cl8-BZ#202 | 3.04 | | ug/kg | 0.982 | 0.491 | 5 |
| Cl6-BZ#167 | 17.9 | | ug/kg | 0.982 | 0.491 | 5 |
| Cl7-BZ#181 | 1.17 | | ug/kg | 0.982 | 0.491 | 5 |
| Cl7-BZ#177 | 14.4 | | ug/kg | 0.982 | 0.491 | 5 |
| Cl8-BZ#204/#200-CAL | 1.69 | J | ug/kg | 1.96 | 0.982 | 5 |
| Cl7-BZ#171 | 10.9 | | ug/kg | 0.982 | 0.491 | 5 |
| Cl7-BZ#173 | ND | | ug/kg | 0.982 | 0.491 | 5 |
| Cl8-BZ#197 | ND | | ug/kg | 0.982 | 0.491 | 5 |
| Cl7-BZ#172 | 6.53 | | ug/kg | 0.982 | 0.491 | 5 |
| Cl7-BZ#192 | ND | | ug/kg | 0.982 | 0.491 | 5 |
| Cl6-BZ#156 | 40.2 | | ug/kg | 0.982 | 0.491 | 5 |
| Cl6-BZ#157 | 9.72 | | ug/kg | 0.982 | 0.491 | 5 |
| Cl7-BZ#180 | 43.6 | | ug/kg | 0.982 | 0.491 | 5 |
| Cl7-BZ#193 | 2.93 | | ug/kg | 0.982 | 0.491 | 5 |
| Cl8-BZ#199 | 1.39 | | ug/kg | 0.982 | 0.491 | 5 |
| Cl7-BZ#191 | 1.70 | | ug/kg | 0.982 | 0.491 | 5 |
| Cl8-BZ#198 | ND | | ug/kg | 0.982 | 0.491 | 5 |
| Cl8-BZ#201 | 8.56 | | ug/kg | 0.982 | 0.491 | 5 |
| Cl7-BZ#170 | 33.8 | | ug/kg | 0.982 | 0.491 | 5 |
| Cl7-BZ#190 | 7.22 | | ug/kg | 0.982 | 0.491 | 5 |
| Cl8-BZ#196 | 4.01 | | ug/kg | 0.982 | 0.491 | 5 |

**Project Name:** NEW BEDFORD HARBOR-LTM **Lab Number:** L2041490

**Project Number:** 60597627 **Report Date:** 10/21/20

## SAMPLE RESULTS

Lab ID: L2041490-04 D
Client ID: S-211-20FSP20-01
Sample Location: NEW BEDFORD, MA

Date Collected: 09/29/20 10:20
Date Received: 09/30/20
Field Prep: Not Specified

Sample Depth:

| Parameter | Result | Qualifier | Units | RL | MDL | Dilution Factor |
|---|---|---|---|---|---|---|
| PCB Congeners/Homologs - Mansfield Lab | | | | | | |
| Cl8-BZ#203 | 5.20 | | ug/kg | 0.982 | 0.491 | 5 |
| Cl6-BZ#169 | ND | | ug/kg | 0.982 | 0.491 | 5 |
| Cl9-BZ#208 | 2.62 | | ug/kg | 0.982 | 0.491 | 5 |
| Cl9-BZ#207 | 0.853 | J | ug/kg | 0.982 | 0.491 | 5 |
| Cl7-BZ#189 | 3.81 | | ug/kg | 0.982 | 0.491 | 5 |
| Cl8-BZ#195 | 3.27 | | ug/kg | 0.982 | 0.491 | 5 |
| Cl8-BZ#194 | 11.2 | | ug/kg | 0.982 | 0.491 | 5 |
| Cl8-BZ#205 | ND | | ug/kg | 0.982 | 0.491 | 5 |
| Cl9-BZ#206-Cal/RTW | 6.34 | | ug/kg | 0.982 | 0.491 | 5 |
| Cl10-BZ#209-Cal/RTW | 2.76 | | ug/kg | 0.982 | 0.491 | 5 |
| Monochlorobiphenyls | 3.40 | | ug/kg | 0.982 | 0.491 | 5 |
| Dichlorobiphenyls | 200 | | ug/kg | 0.982 | 0.491 | 5 |
| Trichlorobiphenyls | 1710 | | ug/kg | 0.982 | 0.491 | 5 |
| Tetrachlorobiphenyls | 2710 | | ug/kg | 0.982 | 0.491 | 5 |
| Pentachlorobiphenyls | 2690 | | ug/kg | 0.982 | 0.491 | 5 |
| Hexachlorobiphenyls | 1440 | | ug/kg | 0.982 | 0.491 | 5 |
| Heptachlorobiphenyls | 225 | | ug/kg | 0.982 | 0.491 | 5 |
| Octachlorobiphenyls | 38.4 | | ug/kg | 0.982 | 0.491 | 5 |
| Nonachlorobiphenyls | 9.81 | | ug/kg | 0.982 | 0.491 | 5 |
| Decachlorobiphenyl | 2.76 | | ug/kg | 0.982 | 0.491 | 5 |
| Total PCB | 9030 | | ug/kg | 0.982 | NA | 5 |

| Surrogate | % Recovery | Qualifier | Acceptance Criteria |
|---|---|---|---|
| Cl3-BZ#19-C13 (surr) | 79 | | 50-125 |
| Cl8-BZ#202-C13 (surr) | 100 | | 50-125 |

**Project Name:** NEW BEDFORD HARBOR-LTM
**Project Number:** 60597627
**Lab Number:** L2041490
**Report Date:** 10/21/20

## SAMPLE RESULTS

Lab ID: L2041490-05 D
Client ID: S-212-20FSP20-01
Sample Location: NEW BEDFORD, MA

Date Collected: 09/29/20 13:00
Date Received: 09/30/20
Field Prep: Not Specified

Sample Depth:
Matrix: Sediment
Analytical Method: 105,8270D-SIM/680(M)
Analytical Date: 10/20/20 06:09
Analyst: SV
Percent Solids: 97%

Extraction Method: EPA 3570
Extraction Date: 10/12/20 11:30
Cleanup Method: EPA 3630
Cleanup Date: 10/13/20

| Parameter | Result | Qualifier | Units | RL | MDL | Dilution Factor |
|---|---|---|---|---|---|---|
| PCB Congeners/Homologs - Mansfield Lab | | | | | | |
| Cl1-BZ#1-Cal/RTW | 0.591 | | ug/kg | 0.394 | 0.197 | 2 |
| Cl1-BZ#2 | ND | | ug/kg | 0.394 | 0.197 | 2 |
| Cl1-BZ#3 | 1.24 | | ug/kg | 0.394 | 0.197 | 2 |
| Cl2-BZ#4/#10 | 4.40 | | ug/kg | 0.789 | 0.394 | 2 |
| Cl2-BZ#9 | 1.30 | | ug/kg | 0.394 | 0.197 | 2 |
| Cl2-BZ#7 | 1.01 | | ug/kg | 0.394 | 0.197 | 2 |
| Cl2-BZ#6 | 22.3 | | ug/kg | 0.394 | 0.197 | 2 |
| Cl2-BZ#5 | ND | | ug/kg | 0.394 | 0.197 | 2 |
| Cl2-BZ#8 | 27.1 | | ug/kg | 0.394 | 0.197 | 2 |
| Cl3-BZ#19 | 3.34 | | ug/kg | 0.394 | 0.197 | 2 |
| Cl2-BZ#14 | ND | | ug/kg | 0.394 | 0.197 | 2 |
| Cl3-BZ#30 | ND | | ug/kg | 0.394 | 0.197 | 2 |
| Cl3-BZ#18 | 73.0 | | ug/kg | 0.394 | 0.197 | 2 |
| Cl2-BZ#11 | 6.74 | | ug/kg | 0.394 | 0.197 | 2 |
| Cl3-BZ#17 | 40.5 | | ug/kg | 0.394 | 0.197 | 2 |
| Cl2-BZ#12 | ND | | ug/kg | 0.394 | 0.197 | 2 |
| Cl3-BZ#27 | 10.8 | | ug/kg | 0.394 | 0.197 | 2 |
| Cl2-BZ#13 | 24.0 | | ug/kg | 0.789 | 0.394 | 2 |
| Cl3-BZ#24 | 0.992 | | ug/kg | 0.394 | 0.197 | 2 |
| Cl3-BZ#16 | 12.9 | | ug/kg | 0.394 | 0.197 | 2 |
| Cl3-BZ#32 | 24.4 | | ug/kg | 0.394 | 0.197 | 2 |
| Cl2-BZ#15 | 37.4 | | ug/kg | 0.394 | 0.197 | 2 |
| Cl3-BZ#34 | 2.41 | | ug/kg | 0.394 | 0.197 | 2 |
| Cl3-BZ#23 | ND | | ug/kg | 0.394 | 0.197 | 2 |
| Cl4-BZ#54 | 0.505 | | ug/kg | 0.394 | 0.197 | 2 |
| Cl3-BZ#29-Cal | ND | | ug/kg | 0.394 | 0.197 | 2 |
| Cl4-BZ#50-Cal | ND | | ug/kg | 0.394 | 0.197 | 2 |
| Cl3-BZ#26 | 156 | | ug/kg | 0.394 | 0.197 | 2 |

**Project Name:** NEW BEDFORD HARBOR-LTM **Lab Number:** L2041490

**Project Number:** 60597627 **Report Date:** 10/21/20

## SAMPLE RESULTS

Lab ID: L2041490-05 D
Client ID: S-212-20FSP20-01
Sample Location: NEW BEDFORD, MA

Date Collected: 09/29/20 13:00
Date Received: 09/30/20
Field Prep: Not Specified

Sample Depth:

| Parameter | Result | Qualifier | Units | RL | MDL | Dilution Factor |
|---|---|---|---|---|---|---|
| PCB Congeners/Homologs - Mansfield Lab | | | | | | |
| Cl3-BZ#25 | 96.8 | | ug/kg | 0.394 | 0.197 | 2 |
| Cl4-BZ#53 | 23.3 | | ug/kg | 0.394 | 0.197 | 2 |
| Cl3-BZ#-31 | 238 | | ug/kg | 0.394 | 0.197 | 2 |
| Cl3-BZ#28 | 245 | | ug/kg | 0.394 | 0.197 | 2 |
| Cl3-BZ#33 | 32.7 | | ug/kg | 0.394 | 0.197 | 2 |
| Cl4-BZ#51 | 9.79 | | ug/kg | 0.394 | 0.197 | 2 |
| Cl3-BZ#21/#20 | 16.7 | | ug/kg | 0.789 | 0.394 | 2 |
| Cl4-BZ#45 | 13.5 | | ug/kg | 0.394 | 0.197 | 2 |
| Cl3-BZ#22 | 52.9 | | ug/kg | 0.394 | 0.197 | 2 |
| Cl4-BZ#73/#46 | 6.24 | | ug/kg | 0.789 | 0.394 | 2 |
| Cl4-BZ#69 | 1.35 | | ug/kg | 0.394 | 0.197 | 2 |
| Cl4-BZ#43 | 4.22 | | ug/kg | 0.394 | 0.197 | 2 |
| Cl3-BZ#36 | ND | | ug/kg | 0.394 | 0.197 | 2 |
| Cl4-BZ#52 | 275 | | ug/kg | 0.394 | 0.197 | 2 |
| Cl4-BZ#48 | 17.8 | | ug/kg | 0.394 | 0.197 | 2 |
| Cl4-BZ#49 | 289 | | ug/kg | 0.394 | 0.197 | 2 |
| Cl5-BZ#104 | ND | | ug/kg | 0.394 | 0.197 | 2 |
| Cl4-BZ#47 | 102 | | ug/kg | 0.394 | 0.197 | 2 |
| Cl4-BZ#65/#75/#62 | 6.12 | | ug/kg | 1.18 | 0.592 | 2 |
| Cl3-BZ#39 | 1.44 | | ug/kg | 0.394 | 0.197 | 2 |
| Cl3-BZ#38 | ND | | ug/kg | 0.394 | 0.197 | 2 |
| Cl4-BZ#44 | 118 | | ug/kg | 0.394 | 0.197 | 2 |
| Cl4-BZ#59 | 19.3 | | ug/kg | 0.394 | 0.197 | 2 |
| Cl4-BZ#42 | 57.0 | | ug/kg | 0.394 | 0.197 | 2 |
| Cl4-BZ#71 | 37.4 | | ug/kg | 0.394 | 0.197 | 2 |
| Cl3-BZ#35 | 4.54 | | ug/kg | 0.394 | 0.197 | 2 |
| Cl4-BZ#41 | 3.96 | | ug/kg | 0.394 | 0.197 | 2 |
| Cl4-BZ#72 | 8.86 | | ug/kg | 0.394 | 0.197 | 2 |
| Cl5-BZ#96 | 1.52 | | ug/kg | 0.394 | 0.197 | 2 |
| Cl5-BZ#103 | 6.38 | | ug/kg | 0.394 | 0.197 | 2 |
| Cl4-BZ#68/#64 | 89.5 | | ug/kg | 0.789 | 0.394 | 2 |
| Cl4-BZ#40 | 18.7 | | ug/kg | 0.394 | 0.197 | 2 |
| Cl3-BZ#37 | 40.8 | | ug/kg | 0.394 | 0.197 | 2 |
| Cl5-BZ#100 | 4.47 | | ug/kg | 0.394 | 0.197 | 2 |
| Cl5-BZ#94 | 1.20 | | ug/kg | 0.394 | 0.197 | 2 |
| Cl4-BZ#57 | 5.42 | | ug/kg | 0.394 | 0.197 | 2 |
| Cl4-BZ#67/#58 | 25.7 | | ug/kg | 0.789 | 0.394 | 2 |

**Project Name:** NEW BEDFORD HARBOR-LTM **Lab Number:** L2041490

**Project Number:** 60597627 **Report Date:** 10/21/20

## SAMPLE RESULTS

Lab ID: L2041490-05 D
Client ID: S-212-20FSP20-01
Sample Location: NEW BEDFORD, MA

Date Collected: 09/29/20 13:00
Date Received: 09/30/20
Field Prep: Not Specified

Sample Depth:

| Parameter | Result | Qualifier | Units | RL | MDL | Dilution Factor |
|---|---|---|---|---|---|---|
| PCB Congeners/Homologs - Mansfield Lab | | | | | | |
| Cl5-BZ#102 | 9.20 | | ug/kg | 0.394 | 0.197 | 2 |
| Cl4-BZ#61 | ND | | ug/kg | 0.394 | 0.197 | 2 |
| Cl5-BZ#98 | 1.67 | | ug/kg | 0.394 | 0.197 | 2 |
| Cl4-BZ#76 | 1.01 | | ug/kg | 0.394 | 0.197 | 2 |
| Cl5-BZ#93 | 0.777 | | ug/kg | 0.394 | 0.197 | 2 |
| Cl4-BZ#63 | 11.4 | | ug/kg | 0.394 | 0.197 | 2 |
| Cl5-BZ#121/#95/#88 | 134 | | ug/kg | 1.18 | 0.592 | 2 |
| Cl4-BZ#74 | 91.7 | | ug/kg | 0.394 | 0.197 | 2 |
| Cl6-BZ#155 | ND | | ug/kg | 0.394 | 0.197 | 2 |
| Cl4-BZ#70 | 129 | | ug/kg | 0.394 | 0.197 | 2 |
| Cl5-BZ#91 | 69.7 | | ug/kg | 0.394 | 0.197 | 2 |
| Cl4-BZ#66 | 152 | | ug/kg | 0.394 | 0.197 | 2 |
| Cl4-BZ#80 | ND | | ug/kg | 0.394 | 0.197 | 2 |
| Cl4-BZ#55 | ND | | ug/kg | 0.394 | 0.197 | 2 |
| Cl5-BZ#92 | 55.6 | | ug/kg | 0.394 | 0.197 | 2 |
| Cl5-BZ#89/#84 | 50.3 | | ug/kg | 0.789 | 0.394 | 2 |
| Cl5-BZ#101/#90 | 277 | | ug/kg | 0.789 | 0.394 | 2 |
| Cl4-BZ#56 | 55.6 | | ug/kg | 0.394 | 0.197 | 2 |
| Cl5-BZ#113 | 2.41 | | ug/kg | 0.394 | 0.197 | 2 |
| Cl5-BZ#99 | 188 | | ug/kg | 0.394 | 0.197 | 2 |
| Cl6-BZ#150 | 1.22 | | ug/kg | 0.394 | 0.197 | 2 |
| Cl4-BZ#60 | 31.0 | | ug/kg | 0.394 | 0.197 | 2 |
| Cl6-BZ#152 | 0.334 | J | ug/kg | 0.394 | 0.197 | 2 |
| Cl5-BZ#119 | 17.2 | | ug/kg | 0.394 | 0.197 | 2 |
| Cl5-BZ#83/#125/#112 | 11.8 | | ug/kg | 1.18 | 0.592 | 2 |
| Cl5-BZ#86/#109 | ND | | ug/kg | 0.789 | 0.394 | 2 |
| Cl6-BZ#145 | ND | | ug/kg | 0.394 | 0.197 | 2 |
| Cl5-BZ#97 | 96.5 | | ug/kg | 0.394 | 0.197 | 2 |
| Cl6-BZ#148 | 0.566 | | ug/kg | 0.394 | 0.197 | 2 |
| Cl4-BZ#79 | ND | | ug/kg | 0.394 | 0.197 | 2 |
| Cl5-BZ#116 | ND | | ug/kg | 0.394 | 0.197 | 2 |
| Cl6-BZ#154-Cal | 7.20 | | ug/kg | 0.394 | 0.197 | 2 |
| Cl4-BZ#78 | ND | | ug/kg | 0.394 | 0.197 | 2 |
| Cl5-BZ#87/#111 | 47.2 | | ug/kg | 0.789 | 0.394 | 2 |
| Cl6-BZ#136 | 22.0 | | ug/kg | 0.394 | 0.197 | 2 |
| Cl5-BZ#117 | 10.0 | | ug/kg | 0.394 | 0.197 | 2 |
| Cl5-BZ#115 | 4.94 | | ug/kg | 0.394 | 0.197 | 2 |

**Project Name:** NEW BEDFORD HARBOR-LTM **Lab Number:** L2041490

**Project Number:** 60597627 **Report Date:** 10/21/20

## SAMPLE RESULTS

Lab ID: L2041490-05 D
Client ID: S-212-20FSP20-01
Sample Location: NEW BEDFORD, MA

Date Collected: 09/29/20 13:00
Date Received: 09/30/20
Field Prep: Not Specified

Sample Depth:

| Parameter | Result | Qualifier | Units | RL | MDL | Dilution Factor |
|---|---|---|---|---|---|---|
| PCB Congeners/Homologs - Mansfield Lab | | | | | | |
| Cl5-BZ#85 | 35.0 | | ug/kg | 0.394 | 0.197 | 2 |
| Cl5-BZ#120 | 1.95 | | ug/kg | 0.394 | 0.197 | 2 |
| Cl5-BZ#110 | 313 | | ug/kg | 0.394 | 0.197 | 2 |
| Cl4-BZ#81 | ND | | ug/kg | 0.394 | 0.197 | 2 |
| Cl6-BZ#151 | 28.3 | | ug/kg | 0.394 | 0.197 | 2 |
| Cl6-BZ#135 | 24.7 | | ug/kg | 0.394 | 0.197 | 2 |
| Cl5-BZ#82 | 14.7 | | ug/kg | 0.394 | 0.197 | 2 |
| Cl6-BZ#144 | 5.72 | | ug/kg | 0.394 | 0.197 | 2 |
| Cl6-BZ#147/#149 | 189 | | ug/kg | 0.789 | 0.394 | 2 |
| Cl4-BZ#77 | 18.5 | | ug/kg | 0.394 | 0.197 | 2 |
| Cl6-BZ#143/#139 | 4.73 | | ug/kg | 0.789 | 0.394 | 2 |
| Cl5-BZ#124 | 8.51 | | ug/kg | 0.394 | 0.197 | 2 |
| Cl6-BZ#140 | 0.976 | | ug/kg | 0.394 | 0.197 | 2 |
| Cl5-BZ#108 | 1.21 | | ug/kg | 0.394 | 0.197 | 2 |
| Cl5-BZ#107/#123 | 24.0 | | ug/kg | 0.789 | 0.394 | 2 |
| Cl7-BZ#188-Cal/RTW | 0.267 | J | ug/kg | 0.394 | 0.197 | 2 |
| Cl6-BZ#134 | 13.0 | | ug/kg | 0.394 | 0.197 | 2 |
| Cl5-BZ#106 | ND | | ug/kg | 0.394 | 0.197 | 2 |
| Cl6-BZ#133 | 3.40 | | ug/kg | 0.394 | 0.197 | 2 |
| Cl6-BZ#142 | ND | | ug/kg | 0.394 | 0.197 | 2 |
| Cl5-BZ#118 | 269 | | ug/kg | 0.394 | 0.197 | 2 |
| Cl6-BZ#131 | 3.60 | | ug/kg | 0.394 | 0.197 | 2 |
| Cl7-BZ#184 | ND | | ug/kg | 0.394 | 0.197 | 2 |
| Cl6-BZ#165 | ND | | ug/kg | 0.394 | 0.197 | 2 |
| Cl6-BZ#146 | 35.1 | | ug/kg | 0.394 | 0.197 | 2 |
| Cl6-BZ#161 | ND | | ug/kg | 0.394 | 0.197 | 2 |
| Cl5-BZ#122 | 3.16 | | ug/kg | 0.394 | 0.197 | 2 |
| Cl6-BZ#168 | ND | | ug/kg | 0.394 | 0.197 | 2 |
| Cl5-BZ#114 | 7.76 | | ug/kg | 0.394 | 0.197 | 2 |
| Cl6-BZ#153 | 202 | | ug/kg | 0.394 | 0.197 | 2 |
| Cl6-BZ#132 | 52.4 | | ug/kg | 0.394 | 0.197 | 2 |
| Cl7-BZ#179 | 7.06 | | ug/kg | 0.394 | 0.197 | 2 |
| Cl6-BZ#141 | 21.5 | | ug/kg | 0.394 | 0.197 | 2 |
| Cl7-BZ#176 | 2.28 | | ug/kg | 0.394 | 0.197 | 2 |
| Cl5-BZ#105 | 64.3 | | ug/kg | 0.394 | 0.197 | 2 |
| Cl6-BZ#137 | 14.0 | | ug/kg | 0.394 | 0.197 | 2 |
| Cl5-BZ#127 | ND | | ug/kg | 0.394 | 0.197 | 2 |

**Project Name:** NEW BEDFORD HARBOR-LTM **Lab Number:** L2041490

**Project Number:** 60597627 **Report Date:** 10/21/20

## SAMPLE RESULTS

Lab ID: L2041490-05 D
Client ID: S-212-20FSP20-01
Sample Location: NEW BEDFORD, MA

Date Collected: 09/29/20 13:00
Date Received: 09/30/20
Field Prep: Not Specified

Sample Depth:

| Parameter | Result | Qualifier | Units | RL | MDL | Dilution Factor |
|---|---|---|---|---|---|---|
| PCB Congeners/Homologs - Mansfield Lab | | | | | | |
| Cl7-BZ#186 | ND | | ug/kg | 0.394 | 0.197 | 2 |
| Cl6-BZ#130/#164 | 33.7 | | ug/kg | 0.789 | 0.394 | 2 |
| Cl7-BZ#178 | 4.59 | | ug/kg | 0.394 | 0.197 | 2 |
| Cl6-BZ#138 | 136 | | ug/kg | 0.394 | 0.197 | 2 |
| Cl6-BZ#163/#160 | 59.1 | | ug/kg | 0.789 | 0.394 | 2 |
| Cl6-BZ#129/#158 | 40.2 | | ug/kg | 0.789 | 0.394 | 2 |
| Cl7-BZ#182/#175 | 1.06 | | ug/kg | 0.789 | 0.394 | 2 |
| Cl7-BZ#187 | 24.3 | | ug/kg | 0.394 | 0.197 | 2 |
| Cl7-BZ#183 | 12.3 | | ug/kg | 0.394 | 0.197 | 2 |
| Cl6-BZ#166 | 1.80 | | ug/kg | 0.394 | 0.197 | 2 |
| Cl6-BZ#159 | ND | | ug/kg | 0.394 | 0.197 | 2 |
| Cl5-BZ#126 | 1.65 | | ug/kg | 0.394 | 0.197 | 2 |
| Cl7-BZ#185 | 1.47 | | ug/kg | 0.394 | 0.197 | 2 |
| Cl6-BZ#162 | 1.49 | | ug/kg | 0.394 | 0.197 | 2 |
| Cl7-BZ#174 | 12.1 | | ug/kg | 0.394 | 0.197 | 2 |
| Cl6-BZ#128 | 42.2 | | ug/kg | 0.394 | 0.197 | 2 |
| Cl8-BZ#202 | 1.84 | | ug/kg | 0.394 | 0.197 | 2 |
| Cl6-BZ#167 | 11.9 | | ug/kg | 0.394 | 0.197 | 2 |
| Cl7-BZ#181 | 0.659 | | ug/kg | 0.394 | 0.197 | 2 |
| Cl7-BZ#177 | 10.3 | | ug/kg | 0.394 | 0.197 | 2 |
| Cl8-BZ#204/#200-CAL | 0.992 | | ug/kg | 0.789 | 0.394 | 2 |
| Cl7-BZ#171 | 6.99 | | ug/kg | 0.394 | 0.197 | 2 |
| Cl7-BZ#173 | 0.743 | | ug/kg | 0.394 | 0.197 | 2 |
| Cl8-BZ#197 | 0.312 | J | ug/kg | 0.394 | 0.197 | 2 |
| Cl7-BZ#172 | 4.14 | | ug/kg | 0.394 | 0.197 | 2 |
| Cl7-BZ#192 | ND | | ug/kg | 0.394 | 0.197 | 2 |
| Cl6-BZ#156 | 28.6 | | ug/kg | 0.394 | 0.197 | 2 |
| Cl6-BZ#157 | 6.80 | | ug/kg | 0.394 | 0.197 | 2 |
| Cl7-BZ#180 | 31.1 | | ug/kg | 0.394 | 0.197 | 2 |
| Cl7-BZ#193 | 2.22 | | ug/kg | 0.394 | 0.197 | 2 |
| Cl8-BZ#199 | 0.619 | | ug/kg | 0.394 | 0.197 | 2 |
| Cl7-BZ#191 | 1.11 | | ug/kg | 0.394 | 0.197 | 2 |
| Cl8-BZ#198 | 0.470 | | ug/kg | 0.394 | 0.197 | 2 |
| Cl8-BZ#201 | 5.60 | | ug/kg | 0.394 | 0.197 | 2 |
| Cl7-BZ#170 | 24.3 | | ug/kg | 0.394 | 0.197 | 2 |
| Cl7-BZ#190 | 4.32 | | ug/kg | 0.394 | 0.197 | 2 |
| Cl8-BZ#196 | 3.10 | | ug/kg | 0.394 | 0.197 | 2 |

**Project Name:** NEW BEDFORD HARBOR-LTM **Lab Number:** L2041490

**Project Number:** 60597627 **Report Date:** 10/21/20

## SAMPLE RESULTS

Lab ID: L2041490-05 D
Client ID: S-212-20FSP20-01
Sample Location: NEW BEDFORD, MA

Date Collected: 09/29/20 13:00
Date Received: 09/30/20
Field Prep: Not Specified

Sample Depth:

| Parameter | Result | Qualifier | Units | RL | MDL | Dilution Factor |
|---|---|---|---|---|---|---|
| PCB Congeners/Homologs - Mansfield Lab | | | | | | |
| Cl8-BZ#203 | 3.51 | | ug/kg | 0.394 | 0.197 | 2 |
| Cl6-BZ#169 | ND | | ug/kg | 0.394 | 0.197 | 2 |
| Cl9-BZ#208 | 1.32 | | ug/kg | 0.394 | 0.197 | 2 |
| Cl9-BZ#207 | 0.565 | | ug/kg | 0.394 | 0.197 | 2 |
| Cl7-BZ#189 | 2.56 | | ug/kg | 0.394 | 0.197 | 2 |
| Cl8-BZ#195 | 2.05 | | ug/kg | 0.394 | 0.197 | 2 |
| Cl8-BZ#194 | 6.93 | | ug/kg | 0.394 | 0.197 | 2 |
| Cl8-BZ#205 | ND | | ug/kg | 0.394 | 0.197 | 2 |
| Cl9-BZ#206-Cal/RTW | 3.81 | | ug/kg | 0.394 | 0.197 | 2 |
| Cl10-BZ#209-Cal/RTW | 1.53 | | ug/kg | 0.394 | 0.197 | 2 |
| Monochlorobiphenyls | 1.83 | | ug/kg | 0.394 | 0.197 | 2 |
| Dichlorobiphenyls | 124 | | ug/kg | 0.394 | 0.197 | 2 |
| Trichlorobiphenyls | 1050 | | ug/kg | 0.394 | 0.197 | 2 |
| Tetrachlorobiphenyls | 1620 | | ug/kg | 0.394 | 0.197 | 2 |
| Pentachlorobiphenyls | 1730 | | ug/kg | 0.394 | 0.197 | 2 |
| Hexachlorobiphenyls | 992 | | ug/kg | 0.394 | 0.197 | 2 |
| Heptachlorobiphenyls | 154 | | ug/kg | 0.394 | 0.197 | 2 |
| Octachlorobiphenyls | 25.4 | | ug/kg | 0.394 | 0.197 | 2 |
| Nonachlorobiphenyls | 5.70 | | ug/kg | 0.394 | 0.197 | 2 |
| Decachlorobiphenyl | 1.53 | | ug/kg | 0.394 | 0.197 | 2 |
| Total PCB | 5710 | | ug/kg | 0.394 | NA | 2 |

| Surrogate | % Recovery | Qualifier | Acceptance Criteria |
|---|---|---|---|
| Cl3-BZ#19-C13 (surr) | 72 | | 50-125 |
| Cl8-BZ#202-C13 (surr) | 79 | | 50-125 |

**Project Name:** NEW BEDFORD HARBOR-LTM **Lab Number:** L2041490

**Project Number:** 60597627 **Report Date:** 10/21/20

## SAMPLE RESULTS

Lab ID: L2041490-06 D
Client ID: S-216-20FSP20-01
Sample Location: NEW BEDFORD, MA

Date Collected: 09/29/20 14:14
Date Received: 09/30/20
Field Prep: Not Specified

Sample Depth:
Matrix: Sediment
Analytical Method: 105,8270D-SIM/680(M)
Analytical Date: 10/20/20 07:30
Analyst: SV
Percent Solids: 98%

Extraction Method: EPA 3570
Extraction Date: 10/12/20 11:30
Cleanup Method: EPA 3630
Cleanup Date: 10/13/20

| Parameter | Result | Qualifier | Units | RL | MDL | Dilution Factor |
|---|---|---|---|---|---|---|
| PCB Congeners/Homologs - Mansfield Lab | | | | | | |
| Cl1-BZ#1-Cal/RTW | 0.365 | J | ug/kg | 0.385 | 0.192 | 2 |
| Cl1-BZ#2 | ND | | ug/kg | 0.385 | 0.192 | 2 |
| Cl1-BZ#3 | 0.764 | | ug/kg | 0.385 | 0.192 | 2 |
| Cl2-BZ#4/#10 | 3.13 | | ug/kg | 0.770 | 0.385 | 2 |
| Cl2-BZ#9 | 0.908 | | ug/kg | 0.385 | 0.192 | 2 |
| Cl2-BZ#7 | 0.626 | | ug/kg | 0.385 | 0.192 | 2 |
| Cl2-BZ#6 | 15.0 | | ug/kg | 0.385 | 0.192 | 2 |
| Cl2-BZ#5 | ND | | ug/kg | 0.385 | 0.192 | 2 |
| Cl2-BZ#8 | 18.7 | | ug/kg | 0.385 | 0.192 | 2 |
| Cl3-BZ#19 | 2.49 | | ug/kg | 0.385 | 0.192 | 2 |
| Cl2-BZ#14 | ND | | ug/kg | 0.385 | 0.192 | 2 |
| Cl3-BZ#30 | ND | | ug/kg | 0.385 | 0.192 | 2 |
| Cl3-BZ#18 | 48.4 | | ug/kg | 0.385 | 0.192 | 2 |
| Cl2-BZ#11 | 4.46 | | ug/kg | 0.385 | 0.192 | 2 |
| Cl3-BZ#17 | 26.2 | | ug/kg | 0.385 | 0.192 | 2 |
| Cl2-BZ#12 | ND | | ug/kg | 0.385 | 0.192 | 2 |
| Cl3-BZ#27 | 7.18 | | ug/kg | 0.385 | 0.192 | 2 |
| Cl2-BZ#13 | 15.9 | | ug/kg | 0.770 | 0.385 | 2 |
| Cl3-BZ#24 | 0.440 | | ug/kg | 0.385 | 0.192 | 2 |
| Cl3-BZ#16 | 8.27 | | ug/kg | 0.385 | 0.192 | 2 |
| Cl3-BZ#32 | 16.2 | | ug/kg | 0.385 | 0.192 | 2 |
| Cl2-BZ#15 | 25.7 | | ug/kg | 0.385 | 0.192 | 2 |
| Cl3-BZ#34 | 1.73 | | ug/kg | 0.385 | 0.192 | 2 |
| Cl3-BZ#23 | ND | | ug/kg | 0.385 | 0.192 | 2 |
| Cl4-BZ#54 | ND | | ug/kg | 0.385 | 0.192 | 2 |
| Cl3-BZ#29-Cal | ND | | ug/kg | 0.385 | 0.192 | 2 |
| Cl4-BZ#50-Cal | ND | | ug/kg | 0.385 | 0.192 | 2 |
| Cl3-BZ#26 | 100 | | ug/kg | 0.385 | 0.192 | 2 |

**Project Name:** NEW BEDFORD HARBOR-LTM **Lab Number:** L2041490

**Project Number:** 60597627 **Report Date:** 10/21/20

## SAMPLE RESULTS

Lab ID: L2041490-06 D
Client ID: S-216-20FSP20-01
Sample Location: NEW BEDFORD, MA

Date Collected: 09/29/20 14:14
Date Received: 09/30/20
Field Prep: Not Specified

Sample Depth:

| Parameter | Result | Qualifier | Units | RL | MDL | Dilution Factor |
|---|---|---|---|---|---|---|
| PCB Congeners/Homologs - Mansfield Lab | | | | | | |
| Cl3-BZ#25 | 61.0 | | ug/kg | 0.385 | 0.192 | 2 |
| Cl4-BZ#53 | 15.9 | | ug/kg | 0.385 | 0.192 | 2 |
| Cl3-BZ#-31 | 157 | | ug/kg | 0.385 | 0.192 | 2 |
| Cl3-BZ#28 | 164 | | ug/kg | 0.385 | 0.192 | 2 |
| Cl3-BZ#33 | 22.7 | | ug/kg | 0.385 | 0.192 | 2 |
| Cl4-BZ#51 | 6.26 | | ug/kg | 0.385 | 0.192 | 2 |
| Cl3-BZ#21/#20 | 10.5 | | ug/kg | 0.770 | 0.385 | 2 |
| Cl4-BZ#45 | 8.72 | | ug/kg | 0.385 | 0.192 | 2 |
| Cl3-BZ#22 | 35.0 | | ug/kg | 0.385 | 0.192 | 2 |
| Cl4-BZ#73/#46 | 4.21 | | ug/kg | 0.770 | 0.385 | 2 |
| Cl4-BZ#69 | 0.811 | | ug/kg | 0.385 | 0.192 | 2 |
| Cl4-BZ#43 | 2.49 | | ug/kg | 0.385 | 0.192 | 2 |
| Cl3-BZ#36 | 0.704 | | ug/kg | 0.385 | 0.192 | 2 |
| Cl4-BZ#52 | 179 | | ug/kg | 0.385 | 0.192 | 2 |
| Cl4-BZ#48 | 12.3 | | ug/kg | 0.385 | 0.192 | 2 |
| Cl4-BZ#49 | 185 | | ug/kg | 0.385 | 0.192 | 2 |
| Cl5-BZ#104 | ND | | ug/kg | 0.385 | 0.192 | 2 |
| Cl4-BZ#47 | 66.7 | | ug/kg | 0.385 | 0.192 | 2 |
| Cl4-BZ#65/#75/#62 | 4.12 | | ug/kg | 1.15 | 0.577 | 2 |
| Cl3-BZ#39 | 0.530 | | ug/kg | 0.385 | 0.192 | 2 |
| Cl3-BZ#38 | ND | | ug/kg | 0.385 | 0.192 | 2 |
| Cl4-BZ#44 | 77.8 | | ug/kg | 0.385 | 0.192 | 2 |
| Cl4-BZ#59 | 12.7 | | ug/kg | 0.385 | 0.192 | 2 |
| Cl4-BZ#42 | 36.1 | | ug/kg | 0.385 | 0.192 | 2 |
| Cl4-BZ#71 | 24.6 | | ug/kg | 0.385 | 0.192 | 2 |
| Cl3-BZ#35 | 3.20 | | ug/kg | 0.385 | 0.192 | 2 |
| Cl4-BZ#41 | 2.66 | | ug/kg | 0.385 | 0.192 | 2 |
| Cl4-BZ#72 | 6.02 | | ug/kg | 0.385 | 0.192 | 2 |
| Cl5-BZ#96 | 0.881 | | ug/kg | 0.385 | 0.192 | 2 |
| Cl5-BZ#103 | 4.02 | | ug/kg | 0.385 | 0.192 | 2 |
| Cl4-BZ#68/#64 | 58.3 | | ug/kg | 0.770 | 0.385 | 2 |
| Cl4-BZ#40 | 12.2 | | ug/kg | 0.385 | 0.192 | 2 |
| Cl3-BZ#37 | 28.3 | | ug/kg | 0.385 | 0.192 | 2 |
| Cl5-BZ#100 | 3.26 | | ug/kg | 0.385 | 0.192 | 2 |
| Cl5-BZ#94 | 0.881 | | ug/kg | 0.385 | 0.192 | 2 |
| Cl4-BZ#57 | 3.72 | | ug/kg | 0.385 | 0.192 | 2 |
| Cl4-BZ#67/#58 | 16.8 | | ug/kg | 0.770 | 0.385 | 2 |

**Project Name:** NEW BEDFORD HARBOR-LTM **Lab Number:** L2041490

**Project Number:** 60597627 **Report Date:** 10/21/20

## SAMPLE RESULTS

Lab ID: L2041490-06 D Date Collected: 09/29/20 14:14

Client ID: S-216-20FSP20-01 Date Received: 09/30/20

Sample Location: NEW BEDFORD, MA Field Prep: Not Specified

Sample Depth:

| Parameter | Result | Qualifier | Units | RL | MDL | Dilution Factor |
|---|---|---|---|---|---|---|
| PCB Congeners/Homologs - Mansfield Lab | | | | | | |
| Cl5-BZ#102 | 5.91 | | ug/kg | 0.385 | 0.192 | 2 |
| Cl4-BZ#61 | ND | | ug/kg | 0.385 | 0.192 | 2 |
| Cl5-BZ#98 | 1.12 | | ug/kg | 0.385 | 0.192 | 2 |
| Cl4-BZ#76 | 0.700 | | ug/kg | 0.385 | 0.192 | 2 |
| Cl5-BZ#93 | 0.676 | | ug/kg | 0.385 | 0.192 | 2 |
| Cl4-BZ#63 | 7.88 | | ug/kg | 0.385 | 0.192 | 2 |
| Cl5-BZ#121/#95/#88 | 89.5 | | ug/kg | 1.15 | 0.577 | 2 |
| Cl4-BZ#74 | 62.4 | | ug/kg | 0.385 | 0.192 | 2 |
| Cl6-BZ#155 | ND | | ug/kg | 0.385 | 0.192 | 2 |
| Cl4-BZ#70 | 90.8 | | ug/kg | 0.385 | 0.192 | 2 |
| Cl5-BZ#91 | 44.1 | | ug/kg | 0.385 | 0.192 | 2 |
| Cl4-BZ#66 | 104 | | ug/kg | 0.385 | 0.192 | 2 |
| Cl4-BZ#80 | ND | | ug/kg | 0.385 | 0.192 | 2 |
| Cl4-BZ#55 | ND | | ug/kg | 0.385 | 0.192 | 2 |
| Cl5-BZ#92 | 37.0 | | ug/kg | 0.385 | 0.192 | 2 |
| Cl5-BZ#89/#84 | 32.7 | | ug/kg | 0.770 | 0.385 | 2 |
| Cl5-BZ#101/#90 | 194 | | ug/kg | 0.770 | 0.385 | 2 |
| Cl4-BZ#56 | 38.1 | | ug/kg | 0.385 | 0.192 | 2 |
| Cl5-BZ#113 | 1.59 | | ug/kg | 0.385 | 0.192 | 2 |
| Cl5-BZ#99 | 124 | | ug/kg | 0.385 | 0.192 | 2 |
| Cl6-BZ#150 | 0.797 | | ug/kg | 0.385 | 0.192 | 2 |
| Cl4-BZ#60 | 22.2 | | ug/kg | 0.385 | 0.192 | 2 |
| Cl6-BZ#152 | 0.279 | J | ug/kg | 0.385 | 0.192 | 2 |
| Cl5-BZ#119 | 11.5 | | ug/kg | 0.385 | 0.192 | 2 |
| Cl5-BZ#83/#125/#112 | 7.40 | | ug/kg | 1.15 | 0.577 | 2 |
| Cl5-BZ#86/#109 | ND | | ug/kg | 0.770 | 0.385 | 2 |
| Cl6-BZ#145 | ND | | ug/kg | 0.385 | 0.192 | 2 |
| Cl5-BZ#97 | 66.4 | | ug/kg | 0.385 | 0.192 | 2 |
| Cl6-BZ#148 | 0.539 | | ug/kg | 0.385 | 0.192 | 2 |
| Cl4-BZ#79 | ND | | ug/kg | 0.385 | 0.192 | 2 |
| Cl5-BZ#116 | ND | | ug/kg | 0.385 | 0.192 | 2 |
| Cl6-BZ#154-Cal | 4.49 | | ug/kg | 0.385 | 0.192 | 2 |
| Cl4-BZ#78 | ND | | ug/kg | 0.385 | 0.192 | 2 |
| Cl5-BZ#87/#111 | 34.7 | | ug/kg | 0.770 | 0.385 | 2 |
| Cl6-BZ#136 | 14.4 | | ug/kg | 0.385 | 0.192 | 2 |
| Cl5-BZ#117 | 6.64 | | ug/kg | 0.385 | 0.192 | 2 |
| Cl5-BZ#115 | 3.62 | | ug/kg | 0.385 | 0.192 | 2 |

**Project Name:** NEW BEDFORD HARBOR-LTM **Lab Number:** L2041490

**Project Number:** 60597627 **Report Date:** 10/21/20

## SAMPLE RESULTS

Lab ID: L2041490-06 D
Client ID: S-216-20FSP20-01
Sample Location: NEW BEDFORD, MA

Date Collected: 09/29/20 14:14
Date Received: 09/30/20
Field Prep: Not Specified

Sample Depth:

| Parameter | Result | Qualifier | Units | RL | MDL | Dilution Factor |
|---|---|---|---|---|---|---|
| PCB Congeners/Homologs - Mansfield Lab | | | | | | |
| Cl5-BZ#85 | 25.0 | | ug/kg | 0.385 | 0.192 | 2 |
| Cl5-BZ#120 | 1.26 | | ug/kg | 0.385 | 0.192 | 2 |
| Cl5-BZ#110 | 210 | | ug/kg | 0.385 | 0.192 | 2 |
| Cl4-BZ#81 | ND | | ug/kg | 0.385 | 0.192 | 2 |
| Cl6-BZ#151 | 18.6 | | ug/kg | 0.385 | 0.192 | 2 |
| Cl6-BZ#135 | 16.3 | | ug/kg | 0.385 | 0.192 | 2 |
| Cl5-BZ#82 | 10.3 | | ug/kg | 0.385 | 0.192 | 2 |
| Cl6-BZ#144 | 4.07 | | ug/kg | 0.385 | 0.192 | 2 |
| Cl6-BZ#147/#149 | 123 | | ug/kg | 0.770 | 0.385 | 2 |
| Cl4-BZ#77 | 15.4 | | ug/kg | 0.385 | 0.192 | 2 |
| Cl6-BZ#143/#139 | 3.59 | | ug/kg | 0.770 | 0.385 | 2 |
| Cl5-BZ#124 | 5.79 | | ug/kg | 0.385 | 0.192 | 2 |
| Cl6-BZ#140 | 0.791 | | ug/kg | 0.385 | 0.192 | 2 |
| Cl5-BZ#108 | ND | | ug/kg | 0.385 | 0.192 | 2 |
| Cl5-BZ#107/#123 | 16.4 | | ug/kg | 0.770 | 0.385 | 2 |
| Cl7-BZ#188-Cal/RTW | 0.198 | J | ug/kg | 0.385 | 0.192 | 2 |
| Cl6-BZ#134 | 8.73 | | ug/kg | 0.385 | 0.192 | 2 |
| Cl5-BZ#106 | ND | | ug/kg | 0.385 | 0.192 | 2 |
| Cl6-BZ#133 | 2.40 | | ug/kg | 0.385 | 0.192 | 2 |
| Cl6-BZ#142 | ND | | ug/kg | 0.385 | 0.192 | 2 |
| Cl5-BZ#118 | 183 | | ug/kg | 0.385 | 0.192 | 2 |
| Cl6-BZ#131 | 2.23 | | ug/kg | 0.385 | 0.192 | 2 |
| Cl7-BZ#184 | ND | | ug/kg | 0.385 | 0.192 | 2 |
| Cl6-BZ#165 | ND | | ug/kg | 0.385 | 0.192 | 2 |
| Cl6-BZ#146 | 24.0 | | ug/kg | 0.385 | 0.192 | 2 |
| Cl6-BZ#161 | ND | | ug/kg | 0.385 | 0.192 | 2 |
| Cl5-BZ#122 | 2.10 | | ug/kg | 0.385 | 0.192 | 2 |
| Cl6-BZ#168 | ND | | ug/kg | 0.385 | 0.192 | 2 |
| Cl5-BZ#114 | 5.34 | | ug/kg | 0.385 | 0.192 | 2 |
| Cl6-BZ#153 | 134 | | ug/kg | 0.385 | 0.192 | 2 |
| Cl6-BZ#132 | 37.4 | | ug/kg | 0.385 | 0.192 | 2 |
| Cl7-BZ#179 | 4.68 | | ug/kg | 0.385 | 0.192 | 2 |
| Cl6-BZ#141 | 15.0 | | ug/kg | 0.385 | 0.192 | 2 |
| Cl7-BZ#176 | 1.59 | | ug/kg | 0.385 | 0.192 | 2 |
| Cl5-BZ#105 | 46.3 | | ug/kg | 0.385 | 0.192 | 2 |
| Cl6-BZ#137 | 9.59 | | ug/kg | 0.385 | 0.192 | 2 |
| Cl5-BZ#127 | ND | | ug/kg | 0.385 | 0.192 | 2 |

**Project Name:** NEW BEDFORD HARBOR-LTM **Lab Number:** L2041490

**Project Number:** 60597627 **Report Date:** 10/21/20

## SAMPLE RESULTS

Lab ID: L2041490-06 D Date Collected: 09/29/20 14:14

Client ID: S-216-20FSP20-01 Date Received: 09/30/20

Sample Location: NEW BEDFORD, MA Field Prep: Not Specified

Sample Depth:

| Parameter | Result | Qualifier | Units | RL | MDL | Dilution Factor |
|---|---|---|---|---|---|---|
| PCB Congeners/Homologs - Mansfield Lab | | | | | | |
| Cl7-BZ#186 | ND | | ug/kg | 0.385 | 0.192 | 2 |
| Cl6-BZ#130/#164 | 23.3 | | ug/kg | 0.770 | 0.385 | 2 |
| Cl7-BZ#178 | 3.17 | | ug/kg | 0.385 | 0.192 | 2 |
| Cl6-BZ#138 | 95.3 | | ug/kg | 0.385 | 0.192 | 2 |
| Cl6-BZ#163/#160 | 40.1 | | ug/kg | 0.770 | 0.385 | 2 |
| Cl6-BZ#129/#158 | 28.0 | | ug/kg | 0.770 | 0.385 | 2 |
| Cl7-BZ#182/#175 | 0.661 | J | ug/kg | 0.770 | 0.385 | 2 |
| Cl7-BZ#187 | 15.9 | | ug/kg | 0.385 | 0.192 | 2 |
| Cl7-BZ#183 | 8.26 | | ug/kg | 0.385 | 0.192 | 2 |
| Cl6-BZ#166 | 1.02 | | ug/kg | 0.385 | 0.192 | 2 |
| Cl6-BZ#159 | ND | | ug/kg | 0.385 | 0.192 | 2 |
| Cl5-BZ#126 | 1.42 | | ug/kg | 0.385 | 0.192 | 2 |
| Cl7-BZ#185 | 1.17 | | ug/kg | 0.385 | 0.192 | 2 |
| Cl6-BZ#162 | 1.01 | | ug/kg | 0.385 | 0.192 | 2 |
| Cl7-BZ#174 | 8.65 | | ug/kg | 0.385 | 0.192 | 2 |
| Cl6-BZ#128 | 30.0 | | ug/kg | 0.385 | 0.192 | 2 |
| Cl8-BZ#202 | 1.33 | | ug/kg | 0.385 | 0.192 | 2 |
| Cl6-BZ#167 | 8.05 | | ug/kg | 0.385 | 0.192 | 2 |
| Cl7-BZ#181 | 0.592 | | ug/kg | 0.385 | 0.192 | 2 |
| Cl7-BZ#177 | 7.00 | | ug/kg | 0.385 | 0.192 | 2 |
| Cl8-BZ#204/#200-CAL | 0.854 | | ug/kg | 0.770 | 0.385 | 2 |
| Cl7-BZ#171 | 4.95 | | ug/kg | 0.385 | 0.192 | 2 |
| Cl7-BZ#173 | 0.424 | | ug/kg | 0.385 | 0.192 | 2 |
| Cl8-BZ#197 | ND | | ug/kg | 0.385 | 0.192 | 2 |
| Cl7-BZ#172 | 2.91 | | ug/kg | 0.385 | 0.192 | 2 |
| Cl7-BZ#192 | ND | | ug/kg | 0.385 | 0.192 | 2 |
| Cl6-BZ#156 | 19.1 | | ug/kg | 0.385 | 0.192 | 2 |
| Cl6-BZ#157 | 5.09 | | ug/kg | 0.385 | 0.192 | 2 |
| Cl7-BZ#180 | 20.9 | | ug/kg | 0.385 | 0.192 | 2 |
| Cl7-BZ#193 | 1.29 | | ug/kg | 0.385 | 0.192 | 2 |
| Cl8-BZ#199 | 0.476 | | ug/kg | 0.385 | 0.192 | 2 |
| Cl7-BZ#191 | 0.873 | | ug/kg | 0.385 | 0.192 | 2 |
| Cl8-BZ#198 | ND | | ug/kg | 0.385 | 0.192 | 2 |
| Cl8-BZ#201 | 3.91 | | ug/kg | 0.385 | 0.192 | 2 |
| Cl7-BZ#170 | 16.1 | | ug/kg | 0.385 | 0.192 | 2 |
| Cl7-BZ#190 | 2.99 | | ug/kg | 0.385 | 0.192 | 2 |
| Cl8-BZ#196 | 2.22 | | ug/kg | 0.385 | 0.192 | 2 |

**Project Name:** NEW BEDFORD HARBOR-LTM **Lab Number:** L2041490

**Project Number:** 60597627 **Report Date:** 10/21/20

## SAMPLE RESULTS

Lab ID: L2041490-06 D Date Collected: 09/29/20 14:14

Client ID: S-216-20FSP20-01 Date Received: 09/30/20

Sample Location: NEW BEDFORD, MA Field Prep: Not Specified

Sample Depth:

| Parameter | Result | Qualifier | Units | RL | MDL | Dilution Factor |
|---|---|---|---|---|---|---|
| PCB Congeners/Homologs - Mansfield Lab | | | | | | |
| Cl8-BZ#203 | 2.09 | | ug/kg | 0.385 | 0.192 | 2 |
| Cl6-BZ#169 | ND | | ug/kg | 0.385 | 0.192 | 2 |
| Cl9-BZ#208 | 0.968 | | ug/kg | 0.385 | 0.192 | 2 |
| Cl9-BZ#207 | 0.430 | | ug/kg | 0.385 | 0.192 | 2 |
| Cl7-BZ#189 | 1.82 | | ug/kg | 0.385 | 0.192 | 2 |
| Cl8-BZ#195 | 1.80 | | ug/kg | 0.385 | 0.192 | 2 |
| Cl8-BZ#194 | 4.95 | | ug/kg | 0.385 | 0.192 | 2 |
| Cl8-BZ#205 | ND | | ug/kg | 0.385 | 0.192 | 2 |
| Cl9-BZ#206-Cal/RTW | 2.27 | | ug/kg | 0.385 | 0.192 | 2 |
| Cl10-BZ#209-Cal/RTW | 1.22 | | ug/kg | 0.385 | 0.192 | 2 |
| Monochlorobiphenyls | 1.13 | | ug/kg | 0.385 | 0.192 | 2 |
| Dichlorobiphenyls | 84.4 | | ug/kg | 0.385 | 0.192 | 2 |
| Trichlorobiphenyls | 694 | | ug/kg | 0.385 | 0.192 | 2 |
| Tetrachlorobiphenyls | 1080 | | ug/kg | 0.385 | 0.192 | 2 |
| Pentachlorobiphenyls | 1180 | | ug/kg | 0.385 | 0.192 | 2 |
| Hexachlorobiphenyls | 671 | | ug/kg | 0.385 | 0.192 | 2 |
| Heptachlorobiphenyls | 104 | | ug/kg | 0.385 | 0.192 | 2 |
| Octachlorobiphenyls | 17.6 | | ug/kg | 0.385 | 0.192 | 2 |
| Nonachlorobiphenyls | 3.67 | | ug/kg | 0.385 | 0.192 | 2 |
| Decachlorobiphenyl | 1.22 | | ug/kg | 0.385 | 0.192 | 2 |
| Total PCB | 3830 | | ug/kg | 0.385 | NA | 2 |

| Surrogate | % Recovery | Qualifier | Acceptance Criteria |
|---|---|---|---|
| Cl3-BZ#19-C13 (surr) | 73 | | 50-125 |
| Cl8-BZ#202-C13 (surr) | 79 | | 50-125 |

**Project Name:** NEW BEDFORD HARBOR-LTM **Lab Number:** L2041490

**Project Number:** 60597627 **Report Date:** 10/21/20

## SAMPLE RESULTS

Lab ID: L2041490-07 D
Client ID: S-217-20FSP20-01
Sample Location: NEW BEDFORD, MA

Date Collected: 09/29/20 15:06
Date Received: 09/30/20
Field Prep: Not Specified

Sample Depth:
Matrix: Sediment
Analytical Method: 105,8270D-SIM/680(M)
Analytical Date: 10/20/20 08:50
Analyst: SV
Percent Solids: 97%

Extraction Method: EPA 3570
Extraction Date: 10/12/20 11:30
Cleanup Method: EPA 3630
Cleanup Date: 10/13/20

| Parameter | Result | Qualifier | Units | RL | MDL | Dilution Factor |
|---|---|---|---|---|---|---|
| PCB Congeners/Homologs - Mansfield Lab | | | | | | |
| Cl1-BZ#1-Cal/RTW | 0.353 | J | ug/kg | 0.398 | 0.199 | 2 |
| Cl1-BZ#2 | ND | | ug/kg | 0.398 | 0.199 | 2 |
| Cl1-BZ#3 | 0.800 | | ug/kg | 0.398 | 0.199 | 2 |
| Cl2-BZ#4/#10 | 3.00 | | ug/kg | 0.796 | 0.398 | 2 |
| Cl2-BZ#9 | 0.842 | | ug/kg | 0.398 | 0.199 | 2 |
| Cl2-BZ#7 | 0.650 | | ug/kg | 0.398 | 0.199 | 2 |
| Cl2-BZ#6 | 13.8 | | ug/kg | 0.398 | 0.199 | 2 |
| Cl2-BZ#5 | ND | | ug/kg | 0.398 | 0.199 | 2 |
| Cl2-BZ#8 | 17.9 | | ug/kg | 0.398 | 0.199 | 2 |
| Cl3-BZ#19 | 2.34 | | ug/kg | 0.398 | 0.199 | 2 |
| Cl2-BZ#14 | ND | | ug/kg | 0.398 | 0.199 | 2 |
| Cl3-BZ#30 | ND | | ug/kg | 0.398 | 0.199 | 2 |
| Cl3-BZ#18 | 46.1 | | ug/kg | 0.398 | 0.199 | 2 |
| Cl2-BZ#11 | 4.92 | | ug/kg | 0.398 | 0.199 | 2 |
| Cl3-BZ#17 | 25.4 | | ug/kg | 0.398 | 0.199 | 2 |
| Cl2-BZ#12 | ND | | ug/kg | 0.398 | 0.199 | 2 |
| Cl3-BZ#27 | 7.12 | | ug/kg | 0.398 | 0.199 | 2 |
| Cl2-BZ#13 | 15.8 | | ug/kg | 0.796 | 0.398 | 2 |
| Cl3-BZ#24 | ND | | ug/kg | 0.398 | 0.199 | 2 |
| Cl3-BZ#16 | 8.07 | | ug/kg | 0.398 | 0.199 | 2 |
| Cl3-BZ#32 | 15.5 | | ug/kg | 0.398 | 0.199 | 2 |
| Cl2-BZ#15 | 26.4 | | ug/kg | 0.398 | 0.199 | 2 |
| Cl3-BZ#34 | 1.48 | | ug/kg | 0.398 | 0.199 | 2 |
| Cl3-BZ#23 | ND | | ug/kg | 0.398 | 0.199 | 2 |
| Cl4-BZ#54 | ND | | ug/kg | 0.398 | 0.199 | 2 |
| Cl3-BZ#29-Cal | ND | | ug/kg | 0.398 | 0.199 | 2 |
| Cl4-BZ#50-Cal | ND | | ug/kg | 0.398 | 0.199 | 2 |
| Cl3-BZ#26 | 100 | | ug/kg | 0.398 | 0.199 | 2 |

**Project Name:** NEW BEDFORD HARBOR-LTM **Lab Number:** L2041490

**Project Number:** 60597627 **Report Date:** 10/21/20

## SAMPLE RESULTS

Lab ID: L2041490-07 D
Client ID: S-217-20FSP20-01
Sample Location: NEW BEDFORD, MA

Date Collected: 09/29/20 15:06
Date Received: 09/30/20
Field Prep: Not Specified

Sample Depth:

| Parameter | Result | Qualifier | Units | RL | MDL | Dilution Factor |
|---|---|---|---|---|---|---|
| PCB Congeners/Homologs - Mansfield Lab | | | | | | |
| Cl3-BZ#25 | 62.3 | | ug/kg | 0.398 | 0.199 | 2 |
| Cl4-BZ#53 | 15.6 | | ug/kg | 0.398 | 0.199 | 2 |
| Cl3-BZ#-31 | 155 | | ug/kg | 0.398 | 0.199 | 2 |
| Cl3-BZ#28 | 164 | | ug/kg | 0.398 | 0.199 | 2 |
| Cl3-BZ#33 | 19.3 | | ug/kg | 0.398 | 0.199 | 2 |
| Cl4-BZ#51 | 5.89 | | ug/kg | 0.398 | 0.199 | 2 |
| Cl3-BZ#21/#20 | 13.1 | | ug/kg | 0.796 | 0.398 | 2 |
| Cl4-BZ#45 | 8.95 | | ug/kg | 0.398 | 0.199 | 2 |
| Cl3-BZ#22 | 35.0 | | ug/kg | 0.398 | 0.199 | 2 |
| Cl4-BZ#73/#46 | 3.84 | | ug/kg | 0.796 | 0.398 | 2 |
| Cl4-BZ#69 | 0.740 | | ug/kg | 0.398 | 0.199 | 2 |
| Cl4-BZ#43 | 2.61 | | ug/kg | 0.398 | 0.199 | 2 |
| Cl3-BZ#36 | ND | | ug/kg | 0.398 | 0.199 | 2 |
| Cl4-BZ#52 | 178 | | ug/kg | 0.398 | 0.199 | 2 |
| Cl4-BZ#48 | 11.6 | | ug/kg | 0.398 | 0.199 | 2 |
| Cl4-BZ#49 | 186 | | ug/kg | 0.398 | 0.199 | 2 |
| Cl5-BZ#104 | ND | | ug/kg | 0.398 | 0.199 | 2 |
| Cl4-BZ#47 | 67.0 | | ug/kg | 0.398 | 0.199 | 2 |
| Cl4-BZ#65/#75/#62 | 3.86 | | ug/kg | 1.19 | 0.597 | 2 |
| Cl3-BZ#39 | 0.796 | | ug/kg | 0.398 | 0.199 | 2 |
| Cl3-BZ#38 | ND | | ug/kg | 0.398 | 0.199 | 2 |
| Cl4-BZ#44 | 76.4 | | ug/kg | 0.398 | 0.199 | 2 |
| Cl4-BZ#59 | 13.1 | | ug/kg | 0.398 | 0.199 | 2 |
| Cl4-BZ#42 | 35.9 | | ug/kg | 0.398 | 0.199 | 2 |
| Cl4-BZ#71 | 24.6 | | ug/kg | 0.398 | 0.199 | 2 |
| Cl3-BZ#35 | 2.89 | | ug/kg | 0.398 | 0.199 | 2 |
| Cl4-BZ#41 | 3.00 | | ug/kg | 0.398 | 0.199 | 2 |
| Cl4-BZ#72 | 6.23 | | ug/kg | 0.398 | 0.199 | 2 |
| Cl5-BZ#96 | 0.954 | | ug/kg | 0.398 | 0.199 | 2 |
| Cl5-BZ#103 | 4.10 | | ug/kg | 0.398 | 0.199 | 2 |
| Cl4-BZ#68/#64 | 57.7 | | ug/kg | 0.796 | 0.398 | 2 |
| Cl4-BZ#40 | 12.0 | | ug/kg | 0.398 | 0.199 | 2 |
| Cl3-BZ#37 | 29.0 | | ug/kg | 0.398 | 0.199 | 2 |
| Cl5-BZ#100 | 2.88 | | ug/kg | 0.398 | 0.199 | 2 |
| Cl5-BZ#94 | 0.800 | | ug/kg | 0.398 | 0.199 | 2 |
| Cl4-BZ#57 | 3.51 | | ug/kg | 0.398 | 0.199 | 2 |
| Cl4-BZ#67/#58 | 16.9 | | ug/kg | 0.796 | 0.398 | 2 |

**Project Name:** NEW BEDFORD HARBOR-LTM **Lab Number:** L2041490

**Project Number:** 60597627 **Report Date:** 10/21/20

## SAMPLE RESULTS

Lab ID: L2041490-07 D
Client ID: S-217-20FSP20-01
Sample Location: NEW BEDFORD, MA

Date Collected: 09/29/20 15:06
Date Received: 09/30/20
Field Prep: Not Specified

Sample Depth:

| Parameter | Result | Qualifier | Units | RL | MDL | Dilution Factor |
|---|---|---|---|---|---|---|
| PCB Congeners/Homologs - Mansfield Lab | | | | | | |
| Cl5-BZ#102 | 5.94 | | ug/kg | 0.398 | 0.199 | 2 |
| Cl4-BZ#61 | ND | | ug/kg | 0.398 | 0.199 | 2 |
| Cl5-BZ#98 | 1.20 | | ug/kg | 0.398 | 0.199 | 2 |
| Cl4-BZ#76 | 0.724 | | ug/kg | 0.398 | 0.199 | 2 |
| Cl5-BZ#93 | 0.470 | | ug/kg | 0.398 | 0.199 | 2 |
| Cl4-BZ#63 | 8.01 | | ug/kg | 0.398 | 0.199 | 2 |
| Cl5-BZ#121/#95/#88 | 89.0 | | ug/kg | 1.19 | 0.597 | 2 |
| Cl4-BZ#74 | 63.2 | | ug/kg | 0.398 | 0.199 | 2 |
| Cl6-BZ#155 | ND | | ug/kg | 0.398 | 0.199 | 2 |
| Cl4-BZ#70 | 91.0 | | ug/kg | 0.398 | 0.199 | 2 |
| Cl5-BZ#91 | 44.5 | | ug/kg | 0.398 | 0.199 | 2 |
| Cl4-BZ#66 | 106 | | ug/kg | 0.398 | 0.199 | 2 |
| Cl4-BZ#80 | ND | | ug/kg | 0.398 | 0.199 | 2 |
| Cl4-BZ#55 | ND | | ug/kg | 0.398 | 0.199 | 2 |
| Cl5-BZ#92 | 37.8 | | ug/kg | 0.398 | 0.199 | 2 |
| Cl5-BZ#89/#84 | 32.8 | | ug/kg | 0.796 | 0.398 | 2 |
| Cl5-BZ#101/#90 | 199 | | ug/kg | 0.796 | 0.398 | 2 |
| Cl4-BZ#56 | 39.1 | | ug/kg | 0.398 | 0.199 | 2 |
| Cl5-BZ#113 | 1.95 | | ug/kg | 0.398 | 0.199 | 2 |
| Cl5-BZ#99 | 129 | | ug/kg | 0.398 | 0.199 | 2 |
| Cl6-BZ#150 | 0.772 | | ug/kg | 0.398 | 0.199 | 2 |
| Cl4-BZ#60 | 22.3 | | ug/kg | 0.398 | 0.199 | 2 |
| Cl6-BZ#152 | ND | | ug/kg | 0.398 | 0.199 | 2 |
| Cl5-BZ#119 | 11.3 | | ug/kg | 0.398 | 0.199 | 2 |
| Cl5-BZ#83/#125/#112 | 9.22 | | ug/kg | 1.19 | 0.597 | 2 |
| Cl5-BZ#86/#109 | 0.783 | J | ug/kg | 0.796 | 0.398 | 2 |
| Cl6-BZ#145 | ND | | ug/kg | 0.398 | 0.199 | 2 |
| Cl5-BZ#97 | 67.0 | | ug/kg | 0.398 | 0.199 | 2 |
| Cl6-BZ#148 | 0.505 | | ug/kg | 0.398 | 0.199 | 2 |
| Cl4-BZ#79 | ND | | ug/kg | 0.398 | 0.199 | 2 |
| Cl5-BZ#116 | ND | | ug/kg | 0.398 | 0.199 | 2 |
| Cl6-BZ#154-Cal | 4.72 | | ug/kg | 0.398 | 0.199 | 2 |
| Cl4-BZ#78 | ND | | ug/kg | 0.398 | 0.199 | 2 |
| Cl5-BZ#87/#111 | 36.2 | | ug/kg | 0.796 | 0.398 | 2 |
| Cl6-BZ#136 | 15.0 | | ug/kg | 0.398 | 0.199 | 2 |
| Cl5-BZ#117 | 7.72 | | ug/kg | 0.398 | 0.199 | 2 |
| Cl5-BZ#115 | 4.22 | | ug/kg | 0.398 | 0.199 | 2 |

**Project Name:** NEW BEDFORD HARBOR-LTM **Lab Number:** L2041490

**Project Number:** 60597627 **Report Date:** 10/21/20

## SAMPLE RESULTS

Lab ID: L2041490-07 D
Client ID: S-217-20FSP20-01
Sample Location: NEW BEDFORD, MA

Date Collected: 09/29/20 15:06
Date Received: 09/30/20
Field Prep: Not Specified

Sample Depth:

| Parameter | Result | Qualifier | Units | RL | MDL | Dilution Factor |
|---|---|---|---|---|---|---|
| PCB Congeners/Homologs - Mansfield Lab | | | | | | |
| Cl5-BZ#85 | 25.5 | | ug/kg | 0.398 | 0.199 | 2 |
| Cl5-BZ#120 | 1.24 | | ug/kg | 0.398 | 0.199 | 2 |
| Cl5-BZ#110 | 215 | | ug/kg | 0.398 | 0.199 | 2 |
| Cl4-BZ#81 | ND | | ug/kg | 0.398 | 0.199 | 2 |
| Cl6-BZ#151 | 19.1 | | ug/kg | 0.398 | 0.199 | 2 |
| Cl6-BZ#135 | 16.5 | | ug/kg | 0.398 | 0.199 | 2 |
| Cl5-BZ#82 | 10.9 | | ug/kg | 0.398 | 0.199 | 2 |
| Cl6-BZ#144 | 4.32 | | ug/kg | 0.398 | 0.199 | 2 |
| Cl6-BZ#147/#149 | 126 | | ug/kg | 0.796 | 0.398 | 2 |
| Cl4-BZ#77 | 15.0 | | ug/kg | 0.398 | 0.199 | 2 |
| Cl6-BZ#143/#139 | 3.41 | | ug/kg | 0.796 | 0.398 | 2 |
| Cl5-BZ#124 | 5.81 | | ug/kg | 0.398 | 0.199 | 2 |
| Cl6-BZ#140 | 0.900 | | ug/kg | 0.398 | 0.199 | 2 |
| Cl5-BZ#108 | ND | | ug/kg | 0.398 | 0.199 | 2 |
| Cl5-BZ#107/#123 | 17.6 | | ug/kg | 0.796 | 0.398 | 2 |
| Cl7-BZ#188-Cal/RTW | ND | | ug/kg | 0.398 | 0.199 | 2 |
| Cl6-BZ#134 | 8.72 | | ug/kg | 0.398 | 0.199 | 2 |
| Cl5-BZ#106 | ND | | ug/kg | 0.398 | 0.199 | 2 |
| Cl6-BZ#133 | 2.82 | | ug/kg | 0.398 | 0.199 | 2 |
| Cl6-BZ#142 | ND | | ug/kg | 0.398 | 0.199 | 2 |
| Cl5-BZ#118 | 187 | | ug/kg | 0.398 | 0.199 | 2 |
| Cl6-BZ#131 | 2.80 | | ug/kg | 0.398 | 0.199 | 2 |
| Cl7-BZ#184 | ND | | ug/kg | 0.398 | 0.199 | 2 |
| Cl6-BZ#165 | ND | | ug/kg | 0.398 | 0.199 | 2 |
| Cl6-BZ#146 | 24.2 | | ug/kg | 0.398 | 0.199 | 2 |
| Cl6-BZ#161 | ND | | ug/kg | 0.398 | 0.199 | 2 |
| Cl5-BZ#122 | 2.09 | | ug/kg | 0.398 | 0.199 | 2 |
| Cl6-BZ#168 | ND | | ug/kg | 0.398 | 0.199 | 2 |
| Cl5-BZ#114 | 5.61 | | ug/kg | 0.398 | 0.199 | 2 |
| Cl6-BZ#153 | 139 | | ug/kg | 0.398 | 0.199 | 2 |
| Cl6-BZ#132 | 38.4 | | ug/kg | 0.398 | 0.199 | 2 |
| Cl7-BZ#179 | 4.84 | | ug/kg | 0.398 | 0.199 | 2 |
| Cl6-BZ#141 | 15.6 | | ug/kg | 0.398 | 0.199 | 2 |
| Cl7-BZ#176 | 1.67 | | ug/kg | 0.398 | 0.199 | 2 |
| Cl5-BZ#105 | 48.1 | | ug/kg | 0.398 | 0.199 | 2 |
| Cl6-BZ#137 | 10.0 | | ug/kg | 0.398 | 0.199 | 2 |
| Cl5-BZ#127 | ND | | ug/kg | 0.398 | 0.199 | 2 |

**Project Name:** NEW BEDFORD HARBOR-LTM **Lab Number:** L2041490

**Project Number:** 60597627 **Report Date:** 10/21/20

## SAMPLE RESULTS

Lab ID: L2041490-07 D
Client ID: S-217-20FSP20-01
Sample Location: NEW BEDFORD, MA

Date Collected: 09/29/20 15:06
Date Received: 09/30/20
Field Prep: Not Specified

Sample Depth:

| Parameter | Result | Qualifier | Units | RL | MDL | Dilution Factor |
|---|---|---|---|---|---|---|
| PCB Congeners/Homologs - Mansfield Lab | | | | | | |
| Cl7-BZ#186 | ND | | ug/kg | 0.398 | 0.199 | 2 |
| Cl6-BZ#130/#164 | 23.8 | | ug/kg | 0.796 | 0.398 | 2 |
| Cl7-BZ#178 | 3.41 | | ug/kg | 0.398 | 0.199 | 2 |
| Cl6-BZ#138 | 99.3 | | ug/kg | 0.398 | 0.199 | 2 |
| Cl6-BZ#163/#160 | 41.3 | | ug/kg | 0.796 | 0.398 | 2 |
| Cl6-BZ#129/#158 | 28.3 | | ug/kg | 0.796 | 0.398 | 2 |
| Cl7-BZ#182/#175 | 0.759 | J | ug/kg | 0.796 | 0.398 | 2 |
| Cl7-BZ#187 | 16.6 | | ug/kg | 0.398 | 0.199 | 2 |
| Cl7-BZ#183 | 8.61 | | ug/kg | 0.398 | 0.199 | 2 |
| Cl6-BZ#166 | 1.19 | | ug/kg | 0.398 | 0.199 | 2 |
| Cl6-BZ#159 | ND | | ug/kg | 0.398 | 0.199 | 2 |
| Cl5-BZ#126 | 1.14 | | ug/kg | 0.398 | 0.199 | 2 |
| Cl7-BZ#185 | 1.13 | | ug/kg | 0.398 | 0.199 | 2 |
| Cl6-BZ#162 | 1.18 | | ug/kg | 0.398 | 0.199 | 2 |
| Cl7-BZ#174 | 8.32 | | ug/kg | 0.398 | 0.199 | 2 |
| Cl6-BZ#128 | 31.6 | | ug/kg | 0.398 | 0.199 | 2 |
| Cl8-BZ#202 | 1.36 | | ug/kg | 0.398 | 0.199 | 2 |
| Cl6-BZ#167 | 8.56 | | ug/kg | 0.398 | 0.199 | 2 |
| Cl7-BZ#181 | 0.653 | | ug/kg | 0.398 | 0.199 | 2 |
| Cl7-BZ#177 | 7.26 | | ug/kg | 0.398 | 0.199 | 2 |
| Cl8-BZ#204/#200-CAL | 0.638 | J | ug/kg | 0.796 | 0.398 | 2 |
| Cl7-BZ#171 | 5.50 | | ug/kg | 0.398 | 0.199 | 2 |
| Cl7-BZ#173 | ND | | ug/kg | 0.398 | 0.199 | 2 |
| Cl8-BZ#197 | ND | | ug/kg | 0.398 | 0.199 | 2 |
| Cl7-BZ#172 | 2.88 | | ug/kg | 0.398 | 0.199 | 2 |
| Cl7-BZ#192 | ND | | ug/kg | 0.398 | 0.199 | 2 |
| Cl6-BZ#156 | 20.0 | | ug/kg | 0.398 | 0.199 | 2 |
| Cl6-BZ#157 | 5.46 | | ug/kg | 0.398 | 0.199 | 2 |
| Cl7-BZ#180 | 21.2 | | ug/kg | 0.398 | 0.199 | 2 |
| Cl7-BZ#193 | 1.62 | | ug/kg | 0.398 | 0.199 | 2 |
| Cl8-BZ#199 | 0.580 | | ug/kg | 0.398 | 0.199 | 2 |
| Cl7-BZ#191 | 0.924 | | ug/kg | 0.398 | 0.199 | 2 |
| Cl8-BZ#198 | ND | | ug/kg | 0.398 | 0.199 | 2 |
| Cl8-BZ#201 | 4.45 | | ug/kg | 0.398 | 0.199 | 2 |
| Cl7-BZ#170 | 17.4 | | ug/kg | 0.398 | 0.199 | 2 |
| Cl7-BZ#190 | 3.08 | | ug/kg | 0.398 | 0.199 | 2 |
| Cl8-BZ#196 | 2.32 | | ug/kg | 0.398 | 0.199 | 2 |

**Project Name:** NEW BEDFORD HARBOR-LTM **Lab Number:** L2041490

**Project Number:** 60597627 **Report Date:** 10/21/20

## SAMPLE RESULTS

Lab ID: L2041490-07 D
Client ID: S-217-20FSP20-01
Sample Location: NEW BEDFORD, MA

Date Collected: 09/29/20 15:06
Date Received: 09/30/20
Field Prep: Not Specified

Sample Depth:

| Parameter | Result | Qualifier | Units | RL | MDL | Dilution Factor |
|---|---|---|---|---|---|---|
| PCB Congeners/Homologs - Mansfield Lab | | | | | | |
| Cl8-BZ#203 | 2.57 | | ug/kg | 0.398 | 0.199 | 2 |
| Cl6-BZ#169 | ND | | ug/kg | 0.398 | 0.199 | 2 |
| Cl9-BZ#208 | 0.954 | | ug/kg | 0.398 | 0.199 | 2 |
| Cl9-BZ#207 | 0.289 | J | ug/kg | 0.398 | 0.199 | 2 |
| Cl7-BZ#189 | 1.65 | | ug/kg | 0.398 | 0.199 | 2 |
| Cl8-BZ#195 | 1.31 | | ug/kg | 0.398 | 0.199 | 2 |
| Cl8-BZ#194 | 4.55 | | ug/kg | 0.398 | 0.199 | 2 |
| Cl8-BZ#205 | ND | | ug/kg | 0.398 | 0.199 | 2 |
| Cl9-BZ#206-Cal/RTW | 2.75 | | ug/kg | 0.398 | 0.199 | 2 |
| Cl10-BZ#209-Cal/RTW | 0.983 | | ug/kg | 0.398 | 0.199 | 2 |
| Monochlorobiphenyls | 1.15 | | ug/kg | 0.398 | 0.199 | 2 |
| Dichlorobiphenyls | 83.3 | | ug/kg | 0.398 | 0.199 | 2 |
| Trichlorobiphenyls | 687 | | ug/kg | 0.398 | 0.199 | 2 |
| Tetrachlorobiphenyls | 1080 | | ug/kg | 0.398 | 0.199 | 2 |
| Pentachlorobiphenyls | 1210 | | ug/kg | 0.398 | 0.199 | 2 |
| Hexachlorobiphenyls | 693 | | ug/kg | 0.398 | 0.199 | 2 |
| Heptachlorobiphenyls | 108 | | ug/kg | 0.398 | 0.199 | 2 |
| Octachlorobiphenyls | 17.8 | | ug/kg | 0.398 | 0.199 | 2 |
| Nonachlorobiphenyls | 3.99 | | ug/kg | 0.398 | 0.199 | 2 |
| Decachlorobiphenyl | 0.983 | | ug/kg | 0.398 | 0.199 | 2 |
| Total PCB | 3880 | | ug/kg | 0.398 | NA | 2 |

| Surrogate | % Recovery | Qualifier | Acceptance Criteria |
|---|---|---|---|
| Cl3-BZ#19-C13 (surr) | 74 | | 50-125 |
| Cl8-BZ#202-C13 (surr) | 82 | | 50-125 |

**Project Name:** NEW BEDFORD HARBOR-LTM **Lab Number:** L2041490

**Project Number:** 60597627 **Report Date:** 10/21/20

## SAMPLE RESULTS

Lab ID: L2041490-08 D
Client ID: S-240-20FSP20-01
Sample Location: NEW BEDFORD, MA

Date Collected: 09/29/20 13:17
Date Received: 09/30/20
Field Prep: Not Specified

Sample Depth:
Matrix: Sediment
Analytical Method: 105,8270D-SIM/680(M)
Analytical Date: 10/20/20 10:11
Analyst: SV
Percent Solids: 96%

Extraction Method: EPA 3570
Extraction Date: 10/12/20 11:30
Cleanup Method: EPA 3630
Cleanup Date: 10/13/20

| Parameter | Result | Qualifier | Units | RL | MDL | Dilution Factor |
|---|---|---|---|---|---|---|
| PCB Congeners/Homologs - Mansfield Lab | | | | | | |
| Cl1-BZ#1-Cal/RTW | 1.16 | | ug/kg | 0.401 | 0.200 | 2 |
| Cl1-BZ#2 | ND | | ug/kg | 0.401 | 0.200 | 2 |
| Cl1-BZ#3 | 1.09 | | ug/kg | 0.401 | 0.200 | 2 |
| Cl2-BZ#4/#10 | 4.25 | | ug/kg | 0.802 | 0.401 | 2 |
| Cl2-BZ#9 | 1.35 | | ug/kg | 0.401 | 0.200 | 2 |
| Cl2-BZ#7 | 0.945 | | ug/kg | 0.401 | 0.200 | 2 |
| Cl2-BZ#6 | 16.0 | | ug/kg | 0.401 | 0.200 | 2 |
| Cl2-BZ#5 | ND | | ug/kg | 0.401 | 0.200 | 2 |
| Cl2-BZ#8 | 23.2 | | ug/kg | 0.401 | 0.200 | 2 |
| Cl3-BZ#19 | 2.60 | | ug/kg | 0.401 | 0.200 | 2 |
| Cl2-BZ#14 | ND | | ug/kg | 0.401 | 0.200 | 2 |
| Cl3-BZ#30 | ND | | ug/kg | 0.401 | 0.200 | 2 |
| Cl3-BZ#18 | 45.0 | | ug/kg | 0.401 | 0.200 | 2 |
| Cl2-BZ#11 | 6.17 | | ug/kg | 0.401 | 0.200 | 2 |
| Cl3-BZ#17 | 23.9 | | ug/kg | 0.401 | 0.200 | 2 |
| Cl2-BZ#12 | ND | | ug/kg | 0.401 | 0.200 | 2 |
| Cl3-BZ#27 | 7.73 | | ug/kg | 0.401 | 0.200 | 2 |
| Cl2-BZ#13 | 14.7 | | ug/kg | 0.802 | 0.401 | 2 |
| Cl3-BZ#24 | ND | | ug/kg | 0.401 | 0.200 | 2 |
| Cl3-BZ#16 | 8.14 | | ug/kg | 0.401 | 0.200 | 2 |
| Cl3-BZ#32 | 16.1 | | ug/kg | 0.401 | 0.200 | 2 |
| Cl2-BZ#15 | 26.5 | | ug/kg | 0.401 | 0.200 | 2 |
| Cl3-BZ#34 | 1.36 | | ug/kg | 0.401 | 0.200 | 2 |
| Cl3-BZ#23 | ND | | ug/kg | 0.401 | 0.200 | 2 |
| Cl4-BZ#54 | ND | | ug/kg | 0.401 | 0.200 | 2 |
| Cl3-BZ#29-Cal | ND | | ug/kg | 0.401 | 0.200 | 2 |
| Cl4-BZ#50-Cal | ND | | ug/kg | 0.401 | 0.200 | 2 |
| Cl3-BZ#26 | 96.4 | | ug/kg | 0.401 | 0.200 | 2 |

**Project Name:** NEW BEDFORD HARBOR-LTM **Lab Number:** L2041490

**Project Number:** 60597627 **Report Date:** 10/21/20

## SAMPLE RESULTS

Lab ID: L2041490-08 D
Client ID: S-240-20FSP20-01
Sample Location: NEW BEDFORD, MA

Date Collected: 09/29/20 13:17
Date Received: 09/30/20
Field Prep: Not Specified

Sample Depth:

| Parameter | Result | Qualifier | Units | RL | MDL | Dilution Factor |
|---|---|---|---|---|---|---|
| PCB Congeners/Homologs - Mansfield Lab | | | | | | |
| Cl3-BZ#25 | 57.2 | | ug/kg | 0.401 | 0.200 | 2 |
| Cl4-BZ#53 | 15.9 | | ug/kg | 0.401 | 0.200 | 2 |
| Cl3-BZ#-31 | 133 | | ug/kg | 0.401 | 0.200 | 2 |
| Cl3-BZ#28 | 140 | | ug/kg | 0.401 | 0.200 | 2 |
| Cl3-BZ#33 | 20.3 | | ug/kg | 0.401 | 0.200 | 2 |
| Cl4-BZ#51 | 6.23 | | ug/kg | 0.401 | 0.200 | 2 |
| Cl3-BZ#21/#20 | 9.24 | | ug/kg | 0.802 | 0.401 | 2 |
| Cl4-BZ#45 | 8.50 | | ug/kg | 0.401 | 0.200 | 2 |
| Cl3-BZ#22 | 27.3 | | ug/kg | 0.401 | 0.200 | 2 |
| Cl4-BZ#73/#46 | 4.25 | | ug/kg | 0.802 | 0.401 | 2 |
| Cl4-BZ#69 | 0.733 | | ug/kg | 0.401 | 0.200 | 2 |
| Cl4-BZ#43 | 2.04 | | ug/kg | 0.401 | 0.200 | 2 |
| Cl3-BZ#36 | ND | | ug/kg | 0.401 | 0.200 | 2 |
| Cl4-BZ#52 | 178 | | ug/kg | 0.401 | 0.200 | 2 |
| Cl4-BZ#48 | 7.87 | | ug/kg | 0.401 | 0.200 | 2 |
| Cl4-BZ#49 | 171 | | ug/kg | 0.401 | 0.200 | 2 |
| Cl5-BZ#104 | ND | | ug/kg | 0.401 | 0.200 | 2 |
| Cl4-BZ#47 | 57.6 | | ug/kg | 0.401 | 0.200 | 2 |
| Cl4-BZ#65/#75/#62 | 3.86 | | ug/kg | 1.20 | 0.602 | 2 |
| Cl3-BZ#39 | 0.884 | | ug/kg | 0.401 | 0.200 | 2 |
| Cl3-BZ#38 | ND | | ug/kg | 0.401 | 0.200 | 2 |
| Cl4-BZ#44 | 70.0 | | ug/kg | 0.401 | 0.200 | 2 |
| Cl4-BZ#59 | 12.8 | | ug/kg | 0.401 | 0.200 | 2 |
| Cl4-BZ#42 | 30.2 | | ug/kg | 0.401 | 0.200 | 2 |
| Cl4-BZ#71 | 25.4 | | ug/kg | 0.401 | 0.200 | 2 |
| Cl3-BZ#35 | 2.46 | | ug/kg | 0.401 | 0.200 | 2 |
| Cl4-BZ#41 | 3.03 | | ug/kg | 0.401 | 0.200 | 2 |
| Cl4-BZ#72 | 7.15 | | ug/kg | 0.401 | 0.200 | 2 |
| Cl5-BZ#96 | 1.16 | | ug/kg | 0.401 | 0.200 | 2 |
| Cl5-BZ#103 | 4.04 | | ug/kg | 0.401 | 0.200 | 2 |
| Cl4-BZ#68/#64 | 51.2 | | ug/kg | 0.802 | 0.401 | 2 |
| Cl4-BZ#40 | 10.3 | | ug/kg | 0.401 | 0.200 | 2 |
| Cl3-BZ#37 | 25.5 | | ug/kg | 0.401 | 0.200 | 2 |
| Cl5-BZ#100 | 2.96 | | ug/kg | 0.401 | 0.200 | 2 |
| Cl5-BZ#94 | 0.785 | | ug/kg | 0.401 | 0.200 | 2 |
| Cl4-BZ#57 | 3.58 | | ug/kg | 0.401 | 0.200 | 2 |
| Cl4-BZ#67/#58 | 14.9 | | ug/kg | 0.802 | 0.401 | 2 |

**Project Name:** NEW BEDFORD HARBOR-LTM **Lab Number:** L2041490

**Project Number:** 60597627 **Report Date:** 10/21/20

## SAMPLE RESULTS

Lab ID: L2041490-08 D
Client ID: S-240-20FSP20-01
Sample Location: NEW BEDFORD, MA

Date Collected: 09/29/20 13:17
Date Received: 09/30/20
Field Prep: Not Specified

Sample Depth:

| Parameter | Result | Qualifier | Units | RL | MDL | Dilution Factor |
|---|---|---|---|---|---|---|
| PCB Congeners/Homologs - Mansfield Lab | | | | | | |
| Cl5-BZ#102 | 6.70 | | ug/kg | 0.401 | 0.200 | 2 |
| Cl4-BZ#61 | ND | | ug/kg | 0.401 | 0.200 | 2 |
| Cl5-BZ#98 | 1.45 | | ug/kg | 0.401 | 0.200 | 2 |
| Cl4-BZ#76 | ND | | ug/kg | 0.401 | 0.200 | 2 |
| Cl5-BZ#93 | 0.562 | | ug/kg | 0.401 | 0.200 | 2 |
| Cl4-BZ#63 | 6.04 | | ug/kg | 0.401 | 0.200 | 2 |
| Cl5-BZ#121/#95/#88 | 89.0 | | ug/kg | 1.20 | 0.602 | 2 |
| Cl4-BZ#74 | 51.3 | | ug/kg | 0.401 | 0.200 | 2 |
| Cl6-BZ#155 | ND | | ug/kg | 0.401 | 0.200 | 2 |
| Cl4-BZ#70 | 79.0 | | ug/kg | 0.401 | 0.200 | 2 |
| Cl5-BZ#91 | 42.8 | | ug/kg | 0.401 | 0.200 | 2 |
| Cl4-BZ#66 | 89.7 | | ug/kg | 0.401 | 0.200 | 2 |
| Cl4-BZ#80 | ND | | ug/kg | 0.401 | 0.200 | 2 |
| Cl4-BZ#55 | ND | | ug/kg | 0.401 | 0.200 | 2 |
| Cl5-BZ#92 | 37.3 | | ug/kg | 0.401 | 0.200 | 2 |
| Cl5-BZ#89/#84 | 34.1 | | ug/kg | 0.802 | 0.401 | 2 |
| Cl5-BZ#101/#90 | 182 | | ug/kg | 0.802 | 0.401 | 2 |
| Cl4-BZ#56 | 30.8 | | ug/kg | 0.401 | 0.200 | 2 |
| Cl5-BZ#113 | 2.43 | | ug/kg | 0.401 | 0.200 | 2 |
| Cl5-BZ#99 | 119 | | ug/kg | 0.401 | 0.200 | 2 |
| Cl6-BZ#150 | 0.805 | | ug/kg | 0.401 | 0.200 | 2 |
| Cl4-BZ#60 | 18.3 | | ug/kg | 0.401 | 0.200 | 2 |
| Cl6-BZ#152 | ND | | ug/kg | 0.401 | 0.200 | 2 |
| Cl5-BZ#119 | 12.0 | | ug/kg | 0.401 | 0.200 | 2 |
| Cl5-BZ#83/#125/#112 | 8.59 | | ug/kg | 1.20 | 0.602 | 2 |
| Cl5-BZ#86/#109 | 0.696 | J | ug/kg | 0.802 | 0.401 | 2 |
| Cl6-BZ#145 | ND | | ug/kg | 0.401 | 0.200 | 2 |
| Cl5-BZ#97 | 61.6 | | ug/kg | 0.401 | 0.200 | 2 |
| Cl6-BZ#148 | 0.464 | | ug/kg | 0.401 | 0.200 | 2 |
| Cl4-BZ#79 | ND | | ug/kg | 0.401 | 0.200 | 2 |
| Cl5-BZ#116 | ND | | ug/kg | 0.401 | 0.200 | 2 |
| Cl6-BZ#154-Cal | 5.22 | | ug/kg | 0.401 | 0.200 | 2 |
| Cl4-BZ#78 | ND | | ug/kg | 0.401 | 0.200 | 2 |
| Cl5-BZ#87/#111 | 41.3 | | ug/kg | 0.802 | 0.401 | 2 |
| Cl6-BZ#136 | 15.8 | | ug/kg | 0.401 | 0.200 | 2 |
| Cl5-BZ#117 | 6.46 | | ug/kg | 0.401 | 0.200 | 2 |
| Cl5-BZ#115 | 3.34 | | ug/kg | 0.401 | 0.200 | 2 |

**Project Name:** NEW BEDFORD HARBOR-LTM **Lab Number:** L2041490

**Project Number:** 60597627 **Report Date:** 10/21/20

## SAMPLE RESULTS

Lab ID: L2041490-08 D
Client ID: S-240-20FSP20-01
Sample Location: NEW BEDFORD, MA

Date Collected: 09/29/20 13:17
Date Received: 09/30/20
Field Prep: Not Specified

Sample Depth:

| Parameter | Result | Qualifier | Units | RL | MDL | Dilution Factor |
|---|---|---|---|---|---|---|
| PCB Congeners/Homologs - Mansfield Lab | | | | | | |
| Cl5-BZ#85 | 27.9 | | ug/kg | 0.401 | 0.200 | 2 |
| Cl5-BZ#120 | 2.25 | | ug/kg | 0.401 | 0.200 | 2 |
| Cl5-BZ#110 | 211 | | ug/kg | 0.401 | 0.200 | 2 |
| Cl4-BZ#81 | ND | | ug/kg | 0.401 | 0.200 | 2 |
| Cl6-BZ#151 | 19.3 | | ug/kg | 0.401 | 0.200 | 2 |
| Cl6-BZ#135 | 17.6 | | ug/kg | 0.401 | 0.200 | 2 |
| Cl5-BZ#82 | 11.6 | | ug/kg | 0.401 | 0.200 | 2 |
| Cl6-BZ#144 | 4.29 | | ug/kg | 0.401 | 0.200 | 2 |
| Cl6-BZ#147/#149 | 135 | | ug/kg | 0.802 | 0.401 | 2 |
| Cl4-BZ#77 | 12.2 | | ug/kg | 0.401 | 0.200 | 2 |
| Cl6-BZ#143/#139 | 3.66 | | ug/kg | 0.802 | 0.401 | 2 |
| Cl5-BZ#124 | 5.09 | | ug/kg | 0.401 | 0.200 | 2 |
| Cl6-BZ#140 | 0.943 | | ug/kg | 0.401 | 0.200 | 2 |
| Cl5-BZ#108 | 1.29 | | ug/kg | 0.401 | 0.200 | 2 |
| Cl5-BZ#107/#123 | 17.8 | | ug/kg | 0.802 | 0.401 | 2 |
| Cl7-BZ#188-Cal/RTW | 0.294 | J | ug/kg | 0.401 | 0.200 | 2 |
| Cl6-BZ#134 | 8.89 | | ug/kg | 0.401 | 0.200 | 2 |
| Cl5-BZ#106 | ND | | ug/kg | 0.401 | 0.200 | 2 |
| Cl6-BZ#133 | 3.14 | | ug/kg | 0.401 | 0.200 | 2 |
| Cl6-BZ#142 | ND | | ug/kg | 0.401 | 0.200 | 2 |
| Cl5-BZ#118 | 193 | | ug/kg | 0.401 | 0.200 | 2 |
| Cl6-BZ#131 | 2.26 | | ug/kg | 0.401 | 0.200 | 2 |
| Cl7-BZ#184 | ND | | ug/kg | 0.401 | 0.200 | 2 |
| Cl6-BZ#165 | ND | | ug/kg | 0.401 | 0.200 | 2 |
| Cl6-BZ#146 | 27.5 | | ug/kg | 0.401 | 0.200 | 2 |
| Cl6-BZ#161 | ND | | ug/kg | 0.401 | 0.200 | 2 |
| Cl5-BZ#122 | 1.62 | | ug/kg | 0.401 | 0.200 | 2 |
| Cl6-BZ#168 | ND | | ug/kg | 0.401 | 0.200 | 2 |
| Cl5-BZ#114 | 5.94 | | ug/kg | 0.401 | 0.200 | 2 |
| Cl6-BZ#153 | 152 | | ug/kg | 0.401 | 0.200 | 2 |
| Cl6-BZ#132 | 47.2 | | ug/kg | 0.401 | 0.200 | 2 |
| Cl7-BZ#179 | 5.36 | | ug/kg | 0.401 | 0.200 | 2 |
| Cl6-BZ#141 | 14.3 | | ug/kg | 0.401 | 0.200 | 2 |
| Cl7-BZ#176 | 1.72 | | ug/kg | 0.401 | 0.200 | 2 |
| Cl5-BZ#105 | 53.7 | | ug/kg | 0.401 | 0.200 | 2 |
| Cl6-BZ#137 | 10.1 | | ug/kg | 0.401 | 0.200 | 2 |
| Cl5-BZ#127 | ND | | ug/kg | 0.401 | 0.200 | 2 |

**Project Name:** NEW BEDFORD HARBOR-LTM **Lab Number:** L2041490

**Project Number:** 60597627 **Report Date:** 10/21/20

## SAMPLE RESULTS

Lab ID: L2041490-08 D Date Collected: 09/29/20 13:17

Client ID: S-240-20FSP20-01 Date Received: 09/30/20

Sample Location: NEW BEDFORD, MA Field Prep: Not Specified

Sample Depth:

| Parameter | Result | Qualifier | Units | RL | MDL | Dilution Factor |
|---|---|---|---|---|---|---|
| PCB Congeners/Homologs - Mansfield Lab | | | | | | |
| Cl7-BZ#186 | ND | | ug/kg | 0.401 | 0.200 | 2 |
| Cl6-BZ#130/#164 | 26.2 | | ug/kg | 0.802 | 0.401 | 2 |
| Cl7-BZ#178 | 3.60 | | ug/kg | 0.401 | 0.200 | 2 |
| Cl6-BZ#138 | 115 | | ug/kg | 0.401 | 0.200 | 2 |
| Cl6-BZ#163/#160 | 43.4 | | ug/kg | 0.802 | 0.401 | 2 |
| Cl6-BZ#129/#158 | 28.7 | | ug/kg | 0.802 | 0.401 | 2 |
| Cl7-BZ#182/#175 | 0.975 | | ug/kg | 0.802 | 0.401 | 2 |
| Cl7-BZ#187 | 19.1 | | ug/kg | 0.401 | 0.200 | 2 |
| Cl7-BZ#183 | 9.75 | | ug/kg | 0.401 | 0.200 | 2 |
| Cl6-BZ#166 | 0.966 | | ug/kg | 0.401 | 0.200 | 2 |
| Cl6-BZ#159 | ND | | ug/kg | 0.401 | 0.200 | 2 |
| Cl5-BZ#126 | 1.11 | | ug/kg | 0.401 | 0.200 | 2 |
| Cl7-BZ#185 | 1.07 | | ug/kg | 0.401 | 0.200 | 2 |
| Cl6-BZ#162 | 1.40 | | ug/kg | 0.401 | 0.200 | 2 |
| Cl7-BZ#174 | 10.3 | | ug/kg | 0.401 | 0.200 | 2 |
| Cl6-BZ#128 | 36.0 | | ug/kg | 0.401 | 0.200 | 2 |
| Cl8-BZ#202 | 1.32 | | ug/kg | 0.401 | 0.200 | 2 |
| Cl6-BZ#167 | 8.79 | | ug/kg | 0.401 | 0.200 | 2 |
| Cl7-BZ#181 | 0.638 | | ug/kg | 0.401 | 0.200 | 2 |
| Cl7-BZ#177 | 9.15 | | ug/kg | 0.401 | 0.200 | 2 |
| Cl8-BZ#204/#200-CAL | 1.05 | | ug/kg | 0.802 | 0.401 | 2 |
| Cl7-BZ#171 | 6.42 | | ug/kg | 0.401 | 0.200 | 2 |
| Cl7-BZ#173 | 0.642 | | ug/kg | 0.401 | 0.200 | 2 |
| Cl8-BZ#197 | ND | | ug/kg | 0.401 | 0.200 | 2 |
| Cl7-BZ#172 | 3.39 | | ug/kg | 0.401 | 0.200 | 2 |
| Cl7-BZ#192 | ND | | ug/kg | 0.401 | 0.200 | 2 |
| Cl6-BZ#156 | 21.8 | | ug/kg | 0.401 | 0.200 | 2 |
| Cl6-BZ#157 | 5.75 | | ug/kg | 0.401 | 0.200 | 2 |
| Cl7-BZ#180 | 24.2 | | ug/kg | 0.401 | 0.200 | 2 |
| Cl7-BZ#193 | 2.17 | | ug/kg | 0.401 | 0.200 | 2 |
| Cl8-BZ#199 | 0.737 | | ug/kg | 0.401 | 0.200 | 2 |
| Cl7-BZ#191 | 0.911 | | ug/kg | 0.401 | 0.200 | 2 |
| Cl8-BZ#198 | ND | | ug/kg | 0.401 | 0.200 | 2 |
| Cl8-BZ#201 | 5.04 | | ug/kg | 0.401 | 0.200 | 2 |
| Cl7-BZ#170 | 19.7 | | ug/kg | 0.401 | 0.200 | 2 |
| Cl7-BZ#190 | 2.91 | | ug/kg | 0.401 | 0.200 | 2 |
| Cl8-BZ#196 | 2.27 | | ug/kg | 0.401 | 0.200 | 2 |

**Project Name:** NEW BEDFORD HARBOR-LTM **Lab Number:** L2041490

**Project Number:** 60597627 **Report Date:** 10/21/20

## SAMPLE RESULTS

Lab ID: L2041490-08 D
Client ID: S-240-20FSP20-01
Sample Location: NEW BEDFORD, MA

Date Collected: 09/29/20 13:17
Date Received: 09/30/20
Field Prep: Not Specified

Sample Depth:

| Parameter | Result | Qualifier | Units | RL | MDL | Dilution Factor |
|---|---|---|---|---|---|---|
| PCB Congeners/Homologs - Mansfield Lab | | | | | | |
| Cl8-BZ#203 | 2.34 | | ug/kg | 0.401 | 0.200 | 2 |
| Cl6-BZ#169 | ND | | ug/kg | 0.401 | 0.200 | 2 |
| Cl9-BZ#208 | 1.16 | | ug/kg | 0.401 | 0.200 | 2 |
| Cl9-BZ#207 | 0.500 | | ug/kg | 0.401 | 0.200 | 2 |
| Cl7-BZ#189 | 3.12 | | ug/kg | 0.401 | 0.200 | 2 |
| Cl8-BZ#195 | 1.80 | | ug/kg | 0.401 | 0.200 | 2 |
| Cl8-BZ#194 | 6.00 | | ug/kg | 0.401 | 0.200 | 2 |
| Cl8-BZ#205 | ND | | ug/kg | 0.401 | 0.200 | 2 |
| Cl9-BZ#206-Cal/RTW | 2.98 | | ug/kg | 0.401 | 0.200 | 2 |
| Cl10-BZ#209-Cal/RTW | 1.25 | | ug/kg | 0.401 | 0.200 | 2 |
| Monochlorobiphenyls | 2.25 | | ug/kg | 0.401 | 0.200 | 2 |
| Dichlorobiphenyls | 93.1 | | ug/kg | 0.401 | 0.200 | 2 |
| Trichlorobiphenyls | 617 | | ug/kg | 0.401 | 0.200 | 2 |
| Tetrachlorobiphenyls | 972 | | ug/kg | 0.401 | 0.200 | 2 |
| Pentachlorobiphenyls | 1190 | | ug/kg | 0.401 | 0.200 | 2 |
| Hexachlorobiphenyls | 756 | | ug/kg | 0.401 | 0.200 | 2 |
| Heptachlorobiphenyls | 125 | | ug/kg | 0.401 | 0.200 | 2 |
| Octachlorobiphenyls | 20.6 | | ug/kg | 0.401 | 0.200 | 2 |
| Nonachlorobiphenyls | 4.64 | | ug/kg | 0.401 | 0.200 | 2 |
| Decachlorobiphenyl | 1.25 | | ug/kg | 0.401 | 0.200 | 2 |
| Total PCB | 3780 | | ug/kg | 0.401 | NA | 2 |

| Surrogate | % Recovery | Qualifier | Acceptance Criteria |
|---|---|---|---|
| Cl3-BZ#19-C13 (surr) | 56 | | 50-125 |
| Cl8-BZ#202-C13 (surr) | 63 | | 50-125 |

**Project Name:** NEW BEDFORD HARBOR-LTM **Lab Number:** L2041490

**Project Number:** 60597627 **Report Date:** 10/21/20

## SAMPLE RESULTS

Lab ID: L2041490-09 D
Client ID: S-241-20FSP20-01
Sample Location: NEW BEDFORD, MA

Date Collected: 09/29/20 14:30
Date Received: 09/30/20
Field Prep: Not Specified

Sample Depth:
Matrix: Sediment
Analytical Method: 105,8270D-SIM/680(M)
Analytical Date: 10/20/20 11:32
Analyst: SV
Percent Solids: 98%

Extraction Method: EPA 3570
Extraction Date: 10/12/20 11:30
Cleanup Method: EPA 3630
Cleanup Date: 10/13/20

| Parameter | Result | Qualifier | Units | RL | MDL | Dilution Factor |
|---|---|---|---|---|---|---|
| PCB Congeners/Homologs - Mansfield Lab | | | | | | |
| Cl1-BZ#1-Cal/RTW | 0.559 | | ug/kg | 0.397 | 0.198 | 2 |
| Cl1-BZ#2 | ND | | ug/kg | 0.397 | 0.198 | 2 |
| Cl1-BZ#3 | 0.653 | | ug/kg | 0.397 | 0.198 | 2 |
| Cl2-BZ#4/#10 | 2.24 | | ug/kg | 0.794 | 0.397 | 2 |
| Cl2-BZ#9 | 0.788 | | ug/kg | 0.397 | 0.198 | 2 |
| Cl2-BZ#7 | 0.596 | | ug/kg | 0.397 | 0.198 | 2 |
| Cl2-BZ#6 | 8.07 | | ug/kg | 0.397 | 0.198 | 2 |
| Cl2-BZ#5 | ND | | ug/kg | 0.397 | 0.198 | 2 |
| Cl2-BZ#8 | 12.5 | | ug/kg | 0.397 | 0.198 | 2 |
| Cl3-BZ#19 | 1.22 | | ug/kg | 0.397 | 0.198 | 2 |
| Cl2-BZ#14 | ND | | ug/kg | 0.397 | 0.198 | 2 |
| Cl3-BZ#30 | ND | | ug/kg | 0.397 | 0.198 | 2 |
| Cl3-BZ#18 | 21.3 | | ug/kg | 0.397 | 0.198 | 2 |
| Cl2-BZ#11 | 3.32 | | ug/kg | 0.397 | 0.198 | 2 |
| Cl3-BZ#17 | 11.5 | | ug/kg | 0.397 | 0.198 | 2 |
| Cl2-BZ#12 | ND | | ug/kg | 0.397 | 0.198 | 2 |
| Cl3-BZ#27 | 3.10 | | ug/kg | 0.397 | 0.198 | 2 |
| Cl2-BZ#13 | 6.77 | | ug/kg | 0.794 | 0.397 | 2 |
| Cl3-BZ#24 | ND | | ug/kg | 0.397 | 0.198 | 2 |
| Cl3-BZ#16 | 4.16 | | ug/kg | 0.397 | 0.198 | 2 |
| Cl3-BZ#32 | 7.63 | | ug/kg | 0.397 | 0.198 | 2 |
| Cl2-BZ#15 | 14.4 | | ug/kg | 0.397 | 0.198 | 2 |
| Cl3-BZ#34 | 0.898 | | ug/kg | 0.397 | 0.198 | 2 |
| Cl3-BZ#23 | ND | | ug/kg | 0.397 | 0.198 | 2 |
| Cl4-BZ#54 | ND | | ug/kg | 0.397 | 0.198 | 2 |
| Cl3-BZ#29-Cal | ND | | ug/kg | 0.397 | 0.198 | 2 |
| Cl4-BZ#50-Cal | ND | | ug/kg | 0.397 | 0.198 | 2 |
| Cl3-BZ#26 | 52.9 | | ug/kg | 0.397 | 0.198 | 2 |

**Project Name:** NEW BEDFORD HARBOR-LTM **Lab Number:** L2041490

**Project Number:** 60597627 **Report Date:** 10/21/20

## SAMPLE RESULTS

Lab ID: L2041490-09 D
Client ID: S-241-20FSP20-01
Sample Location: NEW BEDFORD, MA

Date Collected: 09/29/20 14:30
Date Received: 09/30/20
Field Prep: Not Specified

Sample Depth:

| Parameter | Result | Qualifier | Units | RL | MDL | Dilution Factor |
|---|---|---|---|---|---|---|
| PCB Congeners/Homologs - Mansfield Lab | | | | | | |
| Cl3-BZ#25 | 29.1 | | ug/kg | 0.397 | 0.198 | 2 |
| Cl4-BZ#53 | 7.88 | | ug/kg | 0.397 | 0.198 | 2 |
| Cl3-BZ#-31 | 68.3 | | ug/kg | 0.397 | 0.198 | 2 |
| Cl3-BZ#28 | 74.9 | | ug/kg | 0.397 | 0.198 | 2 |
| Cl3-BZ#33 | 10.7 | | ug/kg | 0.397 | 0.198 | 2 |
| Cl4-BZ#51 | 2.75 | | ug/kg | 0.397 | 0.198 | 2 |
| Cl3-BZ#21/#20 | 5.85 | | ug/kg | 0.794 | 0.397 | 2 |
| Cl4-BZ#45 | 4.61 | | ug/kg | 0.397 | 0.198 | 2 |
| Cl3-BZ#22 | 14.6 | | ug/kg | 0.397 | 0.198 | 2 |
| Cl4-BZ#73/#46 | 2.12 | | ug/kg | 0.794 | 0.397 | 2 |
| Cl4-BZ#69 | 0.552 | | ug/kg | 0.397 | 0.198 | 2 |
| Cl4-BZ#43 | 1.23 | | ug/kg | 0.397 | 0.198 | 2 |
| Cl3-BZ#36 | 0.672 | | ug/kg | 0.397 | 0.198 | 2 |
| Cl4-BZ#52 | 127 | | ug/kg | 0.397 | 0.198 | 2 |
| Cl4-BZ#48 | 4.89 | | ug/kg | 0.397 | 0.198 | 2 |
| Cl4-BZ#49 | 115 | | ug/kg | 0.397 | 0.198 | 2 |
| Cl5-BZ#104 | ND | | ug/kg | 0.397 | 0.198 | 2 |
| Cl4-BZ#47 | 37.8 | | ug/kg | 0.397 | 0.198 | 2 |
| Cl4-BZ#65/#75/#62 | 3.07 | | ug/kg | 1.19 | 0.595 | 2 |
| Cl3-BZ#39 | ND | | ug/kg | 0.397 | 0.198 | 2 |
| Cl3-BZ#38 | ND | | ug/kg | 0.397 | 0.198 | 2 |
| Cl4-BZ#44 | 47.0 | | ug/kg | 0.397 | 0.198 | 2 |
| Cl4-BZ#59 | 8.22 | | ug/kg | 0.397 | 0.198 | 2 |
| Cl4-BZ#42 | 18.2 | | ug/kg | 0.397 | 0.198 | 2 |
| Cl4-BZ#71 | 13.2 | | ug/kg | 0.397 | 0.198 | 2 |
| Cl3-BZ#35 | 1.54 | | ug/kg | 0.397 | 0.198 | 2 |
| Cl4-BZ#41 | 1.65 | | ug/kg | 0.397 | 0.198 | 2 |
| Cl4-BZ#72 | 6.45 | | ug/kg | 0.397 | 0.198 | 2 |
| Cl5-BZ#96 | 0.880 | | ug/kg | 0.397 | 0.198 | 2 |
| Cl5-BZ#103 | 4.03 | | ug/kg | 0.397 | 0.198 | 2 |
| Cl4-BZ#68/#64 | 31.0 | | ug/kg | 0.794 | 0.397 | 2 |
| Cl4-BZ#40 | 5.86 | | ug/kg | 0.397 | 0.198 | 2 |
| Cl3-BZ#37 | 15.1 | | ug/kg | 0.397 | 0.198 | 2 |
| Cl5-BZ#100 | 2.82 | | ug/kg | 0.397 | 0.198 | 2 |
| Cl5-BZ#94 | 0.858 | | ug/kg | 0.397 | 0.198 | 2 |
| Cl4-BZ#57 | 2.96 | | ug/kg | 0.397 | 0.198 | 2 |
| Cl4-BZ#67/#58 | 11.9 | | ug/kg | 0.794 | 0.397 | 2 |

**Project Name:** NEW BEDFORD HARBOR-LTM **Lab Number:** L2041490

**Project Number:** 60597627 **Report Date:** 10/21/20

## SAMPLE RESULTS

Lab ID: L2041490-09 D
Client ID: S-241-20FSP20-01
Sample Location: NEW BEDFORD, MA

Date Collected: 09/29/20 14:30
Date Received: 09/30/20
Field Prep: Not Specified

Sample Depth:

| Parameter | Result | Qualifier | Units | RL | MDL | Dilution Factor |
|---|---|---|---|---|---|---|
| PCB Congeners/Homologs - Mansfield Lab | | | | | | |
| Cl5-BZ#102 | 6.06 | | ug/kg | 0.397 | 0.198 | 2 |
| Cl4-BZ#61 | ND | | ug/kg | 0.397 | 0.198 | 2 |
| Cl5-BZ#98 | 1.36 | | ug/kg | 0.397 | 0.198 | 2 |
| Cl4-BZ#76 | ND | | ug/kg | 0.397 | 0.198 | 2 |
| Cl5-BZ#93 | 0.584 | | ug/kg | 0.397 | 0.198 | 2 |
| Cl4-BZ#63 | 4.34 | | ug/kg | 0.397 | 0.198 | 2 |
| Cl5-BZ#121/#95/#88 | 120 | | ug/kg | 1.19 | 0.595 | 2 |
| Cl4-BZ#74 | 36.2 | | ug/kg | 0.397 | 0.198 | 2 |
| Cl6-BZ#155 | ND | | ug/kg | 0.397 | 0.198 | 2 |
| Cl4-BZ#70 | 66.2 | | ug/kg | 0.397 | 0.198 | 2 |
| Cl5-BZ#91 | 41.0 | | ug/kg | 0.397 | 0.198 | 2 |
| Cl4-BZ#66 | 69.6 | | ug/kg | 0.397 | 0.198 | 2 |
| Cl4-BZ#80 | ND | | ug/kg | 0.397 | 0.198 | 2 |
| Cl4-BZ#55 | ND | | ug/kg | 0.397 | 0.198 | 2 |
| Cl5-BZ#92 | 57.9 | | ug/kg | 0.397 | 0.198 | 2 |
| Cl5-BZ#89/#84 | 42.7 | | ug/kg | 0.794 | 0.397 | 2 |
| Cl5-BZ#101/#90 | 256 | | ug/kg | 0.794 | 0.397 | 2 |
| Cl4-BZ#56 | 22.4 | | ug/kg | 0.397 | 0.198 | 2 |
| Cl5-BZ#113 | 1.76 | | ug/kg | 0.397 | 0.198 | 2 |
| Cl5-BZ#99 | 156 | | ug/kg | 0.397 | 0.198 | 2 |
| Cl6-BZ#150 | 0.613 | | ug/kg | 0.397 | 0.198 | 2 |
| Cl4-BZ#60 | 11.4 | | ug/kg | 0.397 | 0.198 | 2 |
| Cl6-BZ#152 | 0.348 | J | ug/kg | 0.397 | 0.198 | 2 |
| Cl5-BZ#119 | 14.3 | | ug/kg | 0.397 | 0.198 | 2 |
| Cl5-BZ#83/#125/#112 | 12.3 | | ug/kg | 1.19 | 0.595 | 2 |
| Cl5-BZ#86/#109 | ND | | ug/kg | 0.794 | 0.397 | 2 |
| Cl6-BZ#145 | ND | | ug/kg | 0.397 | 0.198 | 2 |
| Cl5-BZ#97 | 81.1 | | ug/kg | 0.397 | 0.198 | 2 |
| Cl6-BZ#148 | 0.595 | | ug/kg | 0.397 | 0.198 | 2 |
| Cl4-BZ#79 | 1.48 | | ug/kg | 0.397 | 0.198 | 2 |
| Cl5-BZ#116 | ND | | ug/kg | 0.397 | 0.198 | 2 |
| Cl6-BZ#154-Cal | 5.11 | | ug/kg | 0.397 | 0.198 | 2 |
| Cl4-BZ#78 | ND | | ug/kg | 0.397 | 0.198 | 2 |
| Cl5-BZ#87/#111 | 47.1 | | ug/kg | 0.794 | 0.397 | 2 |
| Cl6-BZ#136 | 25.0 | | ug/kg | 0.397 | 0.198 | 2 |
| Cl5-BZ#117 | 7.49 | | ug/kg | 0.397 | 0.198 | 2 |
| Cl5-BZ#115 | 3.22 | | ug/kg | 0.397 | 0.198 | 2 |

**Project Name:** NEW BEDFORD HARBOR-LTM **Lab Number:** L2041490

**Project Number:** 60597627 **Report Date:** 10/21/20

## SAMPLE RESULTS

Lab ID: L2041490-09 D
Client ID: S-241-20FSP20-01
Sample Location: NEW BEDFORD, MA

Date Collected: 09/29/20 14:30
Date Received: 09/30/20
Field Prep: Not Specified

Sample Depth:

| Parameter | Result | Qualifier | Units | RL | MDL | Dilution Factor |
|---|---|---|---|---|---|---|
| PCB Congeners/Homologs - Mansfield Lab | | | | | | |
| Cl5-BZ#85 | 32.6 | | ug/kg | 0.397 | 0.198 | 2 |
| Cl5-BZ#120 | 2.79 | | ug/kg | 0.397 | 0.198 | 2 |
| Cl5-BZ#110 | 270 | | ug/kg | 0.397 | 0.198 | 2 |
| Cl4-BZ#81 | ND | | ug/kg | 0.397 | 0.198 | 2 |
| Cl6-BZ#151 | 30.0 | | ug/kg | 0.397 | 0.198 | 2 |
| Cl6-BZ#135 | 25.2 | | ug/kg | 0.397 | 0.198 | 2 |
| Cl5-BZ#82 | 13.4 | | ug/kg | 0.397 | 0.198 | 2 |
| Cl6-BZ#144 | 7.03 | | ug/kg | 0.397 | 0.198 | 2 |
| Cl6-BZ#147/#149 | 173 | | ug/kg | 0.794 | 0.397 | 2 |
| Cl4-BZ#77 | 9.39 | | ug/kg | 0.397 | 0.198 | 2 |
| Cl6-BZ#143/#139 | 5.26 | | ug/kg | 0.794 | 0.397 | 2 |
| Cl5-BZ#124 | 5.64 | | ug/kg | 0.397 | 0.198 | 2 |
| Cl6-BZ#140 | 1.67 | | ug/kg | 0.397 | 0.198 | 2 |
| Cl5-BZ#108 | 0.855 | | ug/kg | 0.397 | 0.198 | 2 |
| Cl5-BZ#107/#123 | 21.5 | | ug/kg | 0.794 | 0.397 | 2 |
| Cl7-BZ#188-Cal/RTW | 0.222 | J | ug/kg | 0.397 | 0.198 | 2 |
| Cl6-BZ#134 | 14.3 | | ug/kg | 0.397 | 0.198 | 2 |
| Cl5-BZ#106 | ND | | ug/kg | 0.397 | 0.198 | 2 |
| Cl6-BZ#133 | 3.71 | | ug/kg | 0.397 | 0.198 | 2 |
| Cl6-BZ#142 | ND | | ug/kg | 0.397 | 0.198 | 2 |
| Cl5-BZ#118 | 249 | | ug/kg | 0.397 | 0.198 | 2 |
| Cl6-BZ#131 | 3.33 | | ug/kg | 0.397 | 0.198 | 2 |
| Cl7-BZ#184 | ND | | ug/kg | 0.397 | 0.198 | 2 |
| Cl6-BZ#165 | ND | | ug/kg | 0.397 | 0.198 | 2 |
| Cl6-BZ#146 | 35.8 | | ug/kg | 0.397 | 0.198 | 2 |
| Cl6-BZ#161 | ND | | ug/kg | 0.397 | 0.198 | 2 |
| Cl5-BZ#122 | 1.67 | | ug/kg | 0.397 | 0.198 | 2 |
| Cl6-BZ#168 | ND | | ug/kg | 0.397 | 0.198 | 2 |
| Cl5-BZ#114 | 6.01 | | ug/kg | 0.397 | 0.198 | 2 |
| Cl6-BZ#153 | 199 | | ug/kg | 0.397 | 0.198 | 2 |
| Cl6-BZ#132 | 81.6 | | ug/kg | 0.397 | 0.198 | 2 |
| Cl7-BZ#179 | 6.40 | | ug/kg | 0.397 | 0.198 | 2 |
| Cl6-BZ#141 | 26.1 | | ug/kg | 0.397 | 0.198 | 2 |
| Cl7-BZ#176 | 2.90 | | ug/kg | 0.397 | 0.198 | 2 |
| Cl5-BZ#105 | 47.2 | | ug/kg | 0.397 | 0.198 | 2 |
| Cl6-BZ#137 | 16.3 | | ug/kg | 0.397 | 0.198 | 2 |
| Cl5-BZ#127 | ND | | ug/kg | 0.397 | 0.198 | 2 |

**Project Name:** NEW BEDFORD HARBOR-LTM **Lab Number:** L2041490

**Project Number:** 60597627 **Report Date:** 10/21/20

## SAMPLE RESULTS

Lab ID: L2041490-09 D Date Collected: 09/29/20 14:30

Client ID: S-241-20FSP20-01 Date Received: 09/30/20

Sample Location: NEW BEDFORD, MA Field Prep: Not Specified

Sample Depth:

| Parameter | Result | Qualifier | Units | RL | MDL | Dilution Factor |
|---|---|---|---|---|---|---|
| PCB Congeners/Homologs - Mansfield Lab | | | | | | |
| Cl7-BZ#186 | ND | | ug/kg | 0.397 | 0.198 | 2 |
| Cl6-BZ#130/#164 | 37.2 | | ug/kg | 0.794 | 0.397 | 2 |
| Cl7-BZ#178 | 3.90 | | ug/kg | 0.397 | 0.198 | 2 |
| Cl6-BZ#138 | 164 | | ug/kg | 0.397 | 0.198 | 2 |
| Cl6-BZ#163/#160 | 55.9 | | ug/kg | 0.794 | 0.397 | 2 |
| Cl6-BZ#129/#158 | 40.2 | | ug/kg | 0.794 | 0.397 | 2 |
| Cl7-BZ#182/#175 | 1.26 | | ug/kg | 0.794 | 0.397 | 2 |
| Cl7-BZ#187 | 20.0 | | ug/kg | 0.397 | 0.198 | 2 |
| Cl7-BZ#183 | 12.2 | | ug/kg | 0.397 | 0.198 | 2 |
| Cl6-BZ#166 | 1.30 | | ug/kg | 0.397 | 0.198 | 2 |
| Cl6-BZ#159 | ND | | ug/kg | 0.397 | 0.198 | 2 |
| Cl5-BZ#126 | 2.07 | | ug/kg | 0.397 | 0.198 | 2 |
| Cl7-BZ#185 | 1.52 | | ug/kg | 0.397 | 0.198 | 2 |
| Cl6-BZ#162 | 1.21 | | ug/kg | 0.397 | 0.198 | 2 |
| Cl7-BZ#174 | 15.9 | | ug/kg | 0.397 | 0.198 | 2 |
| Cl6-BZ#128 | 50.9 | | ug/kg | 0.397 | 0.198 | 2 |
| Cl8-BZ#202 | 1.17 | | ug/kg | 0.397 | 0.198 | 2 |
| Cl6-BZ#167 | 10.9 | | ug/kg | 0.397 | 0.198 | 2 |
| Cl7-BZ#181 | 0.905 | | ug/kg | 0.397 | 0.198 | 2 |
| Cl7-BZ#177 | 11.6 | | ug/kg | 0.397 | 0.198 | 2 |
| Cl8-BZ#204/#200-CAL | 0.617 | J | ug/kg | 0.794 | 0.397 | 2 |
| Cl7-BZ#171 | 8.09 | | ug/kg | 0.397 | 0.198 | 2 |
| Cl7-BZ#173 | 0.801 | | ug/kg | 0.397 | 0.198 | 2 |
| Cl8-BZ#197 | ND | | ug/kg | 0.397 | 0.198 | 2 |
| Cl7-BZ#172 | 4.62 | | ug/kg | 0.397 | 0.198 | 2 |
| Cl7-BZ#192 | ND | | ug/kg | 0.397 | 0.198 | 2 |
| Cl6-BZ#156 | 26.6 | | ug/kg | 0.397 | 0.198 | 2 |
| Cl6-BZ#157 | 7.56 | | ug/kg | 0.397 | 0.198 | 2 |
| Cl7-BZ#180 | 33.7 | | ug/kg | 0.397 | 0.198 | 2 |
| Cl7-BZ#193 | 1.92 | | ug/kg | 0.397 | 0.198 | 2 |
| Cl8-BZ#199 | 0.640 | | ug/kg | 0.397 | 0.198 | 2 |
| Cl7-BZ#191 | 1.22 | | ug/kg | 0.397 | 0.198 | 2 |
| Cl8-BZ#198 | ND | | ug/kg | 0.397 | 0.198 | 2 |
| Cl8-BZ#201 | 4.24 | | ug/kg | 0.397 | 0.198 | 2 |
| Cl7-BZ#170 | 29.1 | | ug/kg | 0.397 | 0.198 | 2 |
| Cl7-BZ#190 | 4.15 | | ug/kg | 0.397 | 0.198 | 2 |
| Cl8-BZ#196 | 2.63 | | ug/kg | 0.397 | 0.198 | 2 |

**Project Name:** NEW BEDFORD HARBOR-LTM **Lab Number:** L2041490

**Project Number:** 60597627 **Report Date:** 10/21/20

## SAMPLE RESULTS

Lab ID: L2041490-09 D
Client ID: S-241-20FSP20-01
Sample Location: NEW BEDFORD, MA

Date Collected: 09/29/20 14:30
Date Received: 09/30/20
Field Prep: Not Specified

Sample Depth:

| Parameter | Result | Qualifier | Units | RL | MDL | Dilution Factor |
|---|---|---|---|---|---|---|
| PCB Congeners/Homologs - Mansfield Lab | | | | | | |
| Cl8-BZ#203 | 2.86 | | ug/kg | 0.397 | 0.198 | 2 |
| Cl6-BZ#169 | ND | | ug/kg | 0.397 | 0.198 | 2 |
| Cl9-BZ#208 | 0.768 | | ug/kg | 0.397 | 0.198 | 2 |
| Cl9-BZ#207 | 0.264 | J | ug/kg | 0.397 | 0.198 | 2 |
| Cl7-BZ#189 | 2.48 | | ug/kg | 0.397 | 0.198 | 2 |
| Cl8-BZ#195 | 1.95 | | ug/kg | 0.397 | 0.198 | 2 |
| Cl8-BZ#194 | 6.18 | | ug/kg | 0.397 | 0.198 | 2 |
| Cl8-BZ#205 | ND | | ug/kg | 0.397 | 0.198 | 2 |
| Cl9-BZ#206-Cal/RTW | 2.65 | | ug/kg | 0.397 | 0.198 | 2 |
| Cl10-BZ#209-Cal/RTW | 1.04 | | ug/kg | 0.397 | 0.198 | 2 |
| Monochlorobiphenyls | 1.21 | | ug/kg | 0.397 | 0.198 | 2 |
| Dichlorobiphenyls | 48.7 | | ug/kg | 0.397 | 0.198 | 2 |
| Trichlorobiphenyls | 323 | | ug/kg | 0.397 | 0.198 | 2 |
| Tetrachlorobiphenyls | 674 | | ug/kg | 0.397 | 0.198 | 2 |
| Pentachlorobiphenyls | 1510 | | ug/kg | 0.397 | 0.198 | 2 |
| Hexachlorobiphenyls | 1050 | | ug/kg | 0.397 | 0.198 | 2 |
| Heptachlorobiphenyls | 163 | | ug/kg | 0.397 | 0.198 | 2 |
| Octachlorobiphenyls | 20.3 | | ug/kg | 0.397 | 0.198 | 2 |
| Nonachlorobiphenyls | 3.68 | | ug/kg | 0.397 | 0.198 | 2 |
| Decachlorobiphenyl | 1.04 | | ug/kg | 0.397 | 0.198 | 2 |
| Total PCB | 3800 | | ug/kg | 0.397 | NA | 2 |

| Surrogate | % Recovery | Qualifier | Acceptance Criteria |
|---|---|---|---|
| Cl3-BZ#19-C13 (surr) | 76 | | 50-125 |
| Cl8-BZ#202-C13 (surr) | 90 | | 50-125 |

**Project Name:** NEW BEDFORD HARBOR-LTM
**Project Number:** 60597627
**Lab Number:** L2041490
**Report Date:** 10/21/20

## SAMPLE RESULTS

Lab ID: L2041490-10
Client ID: S-242-20FSP20-01
Sample Location: NEW BEDFORD, MA

Date Collected: 09/29/20 15:33
Date Received: 09/30/20
Field Prep: Not Specified

Sample Depth:
Matrix: Sediment
Analytical Method: 105,8270D-SIM/680(M)
Analytical Date: 10/20/20 12:52
Analyst: SV
Percent Solids: 98%

Extraction Method: EPA 3570
Extraction Date: 10/12/20 11:31
Cleanup Method: EPA 3630
Cleanup Date: 10/13/20

| Parameter | Result | Qualifier | Units | RL | MDL | Dilution Factor |
|---|---|---|---|---|---|---|
| PCB Congeners/Homologs - Mansfield Lab | | | | | | |
| Cl1-BZ#1-Cal/RTW | 1.15 | | ug/kg | 0.203 | 0.102 | 1 |
| Cl1-BZ#2 | ND | | ug/kg | 0.203 | 0.102 | 1 |
| Cl1-BZ#3 | 1.16 | | ug/kg | 0.203 | 0.102 | 1 |
| Cl2-BZ#4/#10 | 3.53 | | ug/kg | 0.406 | 0.203 | 1 |
| Cl2-BZ#9 | 1.26 | | ug/kg | 0.203 | 0.102 | 1 |
| Cl2-BZ#7 | 1.00 | | ug/kg | 0.203 | 0.102 | 1 |
| Cl2-BZ#6 | 12.6 | | ug/kg | 0.203 | 0.102 | 1 |
| Cl2-BZ#5 | ND | | ug/kg | 0.203 | 0.102 | 1 |
| Cl2-BZ#8 | 22.2 | | ug/kg | 0.203 | 0.102 | 1 |
| Cl3-BZ#19 | 1.84 | | ug/kg | 0.203 | 0.102 | 1 |
| Cl2-BZ#14 | ND | | ug/kg | 0.203 | 0.102 | 1 |
| Cl3-BZ#30 | ND | | ug/kg | 0.203 | 0.102 | 1 |
| Cl3-BZ#18 | 34.2 | | ug/kg | 0.203 | 0.102 | 1 |
| Cl2-BZ#11 | 4.28 | | ug/kg | 0.203 | 0.102 | 1 |
| Cl3-BZ#17 | 18.3 | | ug/kg | 0.203 | 0.102 | 1 |
| Cl2-BZ#12 | 0.866 | | ug/kg | 0.203 | 0.102 | 1 |
| Cl3-BZ#27 | 4.51 | | ug/kg | 0.203 | 0.102 | 1 |
| Cl2-BZ#13 | 11.0 | | ug/kg | 0.406 | 0.203 | 1 |
| Cl3-BZ#24 | 0.482 | | ug/kg | 0.203 | 0.102 | 1 |
| Cl3-BZ#16 | 7.76 | | ug/kg | 0.203 | 0.102 | 1 |
| Cl3-BZ#32 | 11.8 | | ug/kg | 0.203 | 0.102 | 1 |
| Cl2-BZ#15 | 25.4 | | ug/kg | 0.203 | 0.102 | 1 |
| Cl3-BZ#34 | 1.18 | | ug/kg | 0.203 | 0.102 | 1 |
| Cl3-BZ#23 | ND | | ug/kg | 0.203 | 0.102 | 1 |
| Cl4-BZ#54 | ND | | ug/kg | 0.203 | 0.102 | 1 |
| Cl3-BZ#29-Cal | ND | | ug/kg | 0.203 | 0.102 | 1 |
| Cl4-BZ#50-Cal | ND | | ug/kg | 0.203 | 0.102 | 1 |
| Cl3-BZ#26 | 64.3 | | ug/kg | 0.203 | 0.102 | 1 |

**Project Name:** NEW BEDFORD HARBOR-LTM **Lab Number:** L2041490

**Project Number:** 60597627 **Report Date:** 10/21/20

## SAMPLE RESULTS

Lab ID: L2041490-10 Date Collected: 09/29/20 15:33

Client ID: S-242-20FSP20-01 Date Received: 09/30/20

Sample Location: NEW BEDFORD, MA Field Prep: Not Specified

Sample Depth:

| Parameter | Result | Qualifier | Units | RL | MDL | Dilution Factor |
|---|---|---|---|---|---|---|
| PCB Congeners/Homologs - Mansfield Lab | | | | | | |
| Cl3-BZ#25 | 38.5 | | ug/kg | 0.203 | 0.102 | 1 |
| Cl4-BZ#53 | 10.2 | | ug/kg | 0.203 | 0.102 | 1 |
| Cl3-BZ#-31 | 119 | | ug/kg | 0.203 | 0.102 | 1 |
| Cl3-BZ#28 | 126 | | ug/kg | 0.203 | 0.102 | 1 |
| Cl3-BZ#33 | 22.3 | | ug/kg | 0.203 | 0.102 | 1 |
| Cl4-BZ#51 | 3.64 | | ug/kg | 0.203 | 0.102 | 1 |
| Cl3-BZ#21/#20 | 7.97 | | ug/kg | 0.406 | 0.203 | 1 |
| Cl4-BZ#45 | 6.52 | | ug/kg | 0.203 | 0.102 | 1 |
| Cl3-BZ#22 | 27.3 | | ug/kg | 0.203 | 0.102 | 1 |
| Cl4-BZ#73/#46 | 2.85 | | ug/kg | 0.406 | 0.203 | 1 |
| Cl4-BZ#69 | 0.416 | | ug/kg | 0.203 | 0.102 | 1 |
| Cl4-BZ#43 | 1.84 | | ug/kg | 0.203 | 0.102 | 1 |
| Cl3-BZ#36 | 0.573 | | ug/kg | 0.203 | 0.102 | 1 |
| Cl4-BZ#52 | 120 | | ug/kg | 0.203 | 0.102 | 1 |
| Cl4-BZ#48 | 9.32 | | ug/kg | 0.203 | 0.102 | 1 |
| Cl4-BZ#49 | 124 | | ug/kg | 0.203 | 0.102 | 1 |
| Cl5-BZ#104 | ND | | ug/kg | 0.203 | 0.102 | 1 |
| Cl4-BZ#47 | 44.3 | | ug/kg | 0.203 | 0.102 | 1 |
| Cl4-BZ#65/#75/#62 | 2.59 | | ug/kg | 0.609 | 0.304 | 1 |
| Cl3-BZ#39 | 0.456 | | ug/kg | 0.203 | 0.102 | 1 |
| Cl3-BZ#38 | ND | | ug/kg | 0.203 | 0.102 | 1 |
| Cl4-BZ#44 | 51.7 | | ug/kg | 0.203 | 0.102 | 1 |
| Cl4-BZ#59 | 7.73 | | ug/kg | 0.203 | 0.102 | 1 |
| Cl4-BZ#42 | 24.2 | | ug/kg | 0.203 | 0.102 | 1 |
| Cl4-BZ#71 | 17.9 | | ug/kg | 0.203 | 0.102 | 1 |
| Cl3-BZ#35 | 2.65 | | ug/kg | 0.203 | 0.102 | 1 |
| Cl4-BZ#41 | 3.08 | | ug/kg | 0.203 | 0.102 | 1 |
| Cl4-BZ#72 | 5.03 | | ug/kg | 0.203 | 0.102 | 1 |
| Cl5-BZ#96 | 0.585 | | ug/kg | 0.203 | 0.102 | 1 |
| Cl5-BZ#103 | 2.69 | | ug/kg | 0.203 | 0.102 | 1 |
| Cl4-BZ#68/#64 | 41.2 | | ug/kg | 0.406 | 0.203 | 1 |
| Cl4-BZ#40 | 8.74 | | ug/kg | 0.203 | 0.102 | 1 |
| Cl3-BZ#37 | 27.1 | | ug/kg | 0.203 | 0.102 | 1 |
| Cl5-BZ#100 | 1.95 | | ug/kg | 0.203 | 0.102 | 1 |
| Cl5-BZ#94 | 0.700 | | ug/kg | 0.203 | 0.102 | 1 |
| Cl4-BZ#57 | 2.12 | | ug/kg | 0.203 | 0.102 | 1 |
| Cl4-BZ#67/#58 | 10.4 | | ug/kg | 0.406 | 0.203 | 1 |

**Project Name:** NEW BEDFORD HARBOR-LTM **Lab Number:** L2041490

**Project Number:** 60597627 **Report Date:** 10/21/20

## SAMPLE RESULTS

Lab ID: L2041490-10 Date Collected: 09/29/20 15:33

Client ID: S-242-20FSP20-01 Date Received: 09/30/20

Sample Location: NEW BEDFORD, MA Field Prep: Not Specified

Sample Depth:

| Parameter | Result | Qualifier | Units | RL | MDL | Dilution Factor |
|---|---|---|---|---|---|---|
| PCB Congeners/Homologs - Mansfield Lab | | | | | | |
| Cl5-BZ#102 | 4.44 | | ug/kg | 0.203 | 0.102 | 1 |
| Cl4-BZ#61 | ND | | ug/kg | 0.203 | 0.102 | 1 |
| Cl5-BZ#98 | 0.879 | | ug/kg | 0.203 | 0.102 | 1 |
| Cl4-BZ#76 | 0.626 | | ug/kg | 0.203 | 0.102 | 1 |
| Cl5-BZ#93 | 0.546 | | ug/kg | 0.203 | 0.102 | 1 |
| Cl4-BZ#63 | 6.06 | | ug/kg | 0.203 | 0.102 | 1 |
| Cl5-BZ#121/#95/#88 | 64.8 | | ug/kg | 0.609 | 0.304 | 1 |
| Cl4-BZ#74 | 50.8 | | ug/kg | 0.203 | 0.102 | 1 |
| Cl6-BZ#155 | ND | | ug/kg | 0.203 | 0.102 | 1 |
| Cl4-BZ#70 | 83.0 | | ug/kg | 0.203 | 0.102 | 1 |
| Cl5-BZ#91 | 29.5 | | ug/kg | 0.203 | 0.102 | 1 |
| Cl4-BZ#66 | 90.2 | | ug/kg | 0.203 | 0.102 | 1 |
| Cl4-BZ#80 | ND | | ug/kg | 0.203 | 0.102 | 1 |
| Cl4-BZ#55 | ND | | ug/kg | 0.203 | 0.102 | 1 |
| Cl5-BZ#92 | 29.9 | | ug/kg | 0.203 | 0.102 | 1 |
| Cl5-BZ#89/#84 | 25.1 | | ug/kg | 0.406 | 0.203 | 1 |
| Cl5-BZ#101/#90 | 159 | | ug/kg | 0.406 | 0.203 | 1 |
| Cl4-BZ#56 | 31.4 | | ug/kg | 0.203 | 0.102 | 1 |
| Cl5-BZ#113 | 1.43 | | ug/kg | 0.203 | 0.102 | 1 |
| Cl5-BZ#99 | 101 | | ug/kg | 0.203 | 0.102 | 1 |
| Cl6-BZ#150 | 0.585 | | ug/kg | 0.203 | 0.102 | 1 |
| Cl4-BZ#60 | 18.4 | | ug/kg | 0.203 | 0.102 | 1 |
| Cl6-BZ#152 | 0.173 | J | ug/kg | 0.203 | 0.102 | 1 |
| Cl5-BZ#119 | 8.11 | | ug/kg | 0.203 | 0.102 | 1 |
| Cl5-BZ#83/#125/#112 | 6.13 | | ug/kg | 0.609 | 0.304 | 1 |
| Cl5-BZ#86/#109 | ND | | ug/kg | 0.406 | 0.203 | 1 |
| Cl6-BZ#145 | ND | | ug/kg | 0.203 | 0.102 | 1 |
| Cl5-BZ#97 | 53.8 | | ug/kg | 0.203 | 0.102 | 1 |
| Cl6-BZ#148 | 0.334 | | ug/kg | 0.203 | 0.102 | 1 |
| Cl4-BZ#79 | ND | | ug/kg | 0.203 | 0.102 | 1 |
| Cl5-BZ#116 | ND | | ug/kg | 0.203 | 0.102 | 1 |
| Cl6-BZ#154-Cal | 3.66 | | ug/kg | 0.203 | 0.102 | 1 |
| Cl4-BZ#78 | ND | | ug/kg | 0.203 | 0.102 | 1 |
| Cl5-BZ#87/#111 | 36.0 | | ug/kg | 0.406 | 0.203 | 1 |
| Cl6-BZ#136 | 11.5 | | ug/kg | 0.203 | 0.102 | 1 |
| Cl5-BZ#117 | 5.59 | | ug/kg | 0.203 | 0.102 | 1 |
| Cl5-BZ#115 | 3.17 | | ug/kg | 0.203 | 0.102 | 1 |

**Project Name:** NEW BEDFORD HARBOR-LTM **Lab Number:** L2041490

**Project Number:** 60597627 **Report Date:** 10/21/20

## SAMPLE RESULTS

Lab ID: L2041490-10 Date Collected: 09/29/20 15:33

Client ID: S-242-20FSP20-01 Date Received: 09/30/20

Sample Location: NEW BEDFORD, MA Field Prep: Not Specified

Sample Depth:

| Parameter | Result | Qualifier | Units | RL | MDL | Dilution Factor |
|---|---|---|---|---|---|---|
| PCB Congeners/Homologs - Mansfield Lab | | | | | | |
| Cl5-BZ#85 | 25.1 | | ug/kg | 0.203 | 0.102 | 1 |
| Cl5-BZ#120 | 1.57 | | ug/kg | 0.203 | 0.102 | 1 |
| Cl5-BZ#110 | 176 | | ug/kg | 0.203 | 0.102 | 1 |
| Cl4-BZ#81 | ND | | ug/kg | 0.203 | 0.102 | 1 |
| Cl6-BZ#151 | 14.3 | | ug/kg | 0.203 | 0.102 | 1 |
| Cl6-BZ#135 | 13.8 | | ug/kg | 0.203 | 0.102 | 1 |
| Cl5-BZ#82 | 10.5 | | ug/kg | 0.203 | 0.102 | 1 |
| Cl6-BZ#144 | 3.51 | | ug/kg | 0.203 | 0.102 | 1 |
| Cl6-BZ#147/#149 | 104 | | ug/kg | 0.406 | 0.203 | 1 |
| Cl4-BZ#77 | 13.1 | | ug/kg | 0.203 | 0.102 | 1 |
| Cl6-BZ#143/#139 | 2.81 | | ug/kg | 0.406 | 0.203 | 1 |
| Cl5-BZ#124 | 4.87 | | ug/kg | 0.203 | 0.102 | 1 |
| Cl6-BZ#140 | 0.831 | | ug/kg | 0.203 | 0.102 | 1 |
| Cl5-BZ#108 | 0.634 | | ug/kg | 0.203 | 0.102 | 1 |
| Cl5-BZ#107/#123 | 15.2 | | ug/kg | 0.406 | 0.203 | 1 |
| Cl7-BZ#188-Cal/RTW | 0.184 | J | ug/kg | 0.203 | 0.102 | 1 |
| Cl6-BZ#134 | 6.61 | | ug/kg | 0.203 | 0.102 | 1 |
| Cl5-BZ#106 | ND | | ug/kg | 0.203 | 0.102 | 1 |
| Cl6-BZ#133 | 2.28 | | ug/kg | 0.203 | 0.102 | 1 |
| Cl6-BZ#142 | ND | | ug/kg | 0.203 | 0.102 | 1 |
| Cl5-BZ#118 | 176 | | ug/kg | 0.203 | 0.102 | 1 |
| Cl6-BZ#131 | 2.09 | | ug/kg | 0.203 | 0.102 | 1 |
| Cl7-BZ#184 | ND | | ug/kg | 0.203 | 0.102 | 1 |
| Cl6-BZ#165 | ND | | ug/kg | 0.203 | 0.102 | 1 |
| Cl6-BZ#146 | 22.9 | | ug/kg | 0.203 | 0.102 | 1 |
| Cl6-BZ#161 | ND | | ug/kg | 0.203 | 0.102 | 1 |
| Cl5-BZ#122 | 1.58 | | ug/kg | 0.203 | 0.102 | 1 |
| Cl6-BZ#168 | ND | | ug/kg | 0.203 | 0.102 | 1 |
| Cl5-BZ#114 | 4.47 | | ug/kg | 0.203 | 0.102 | 1 |
| Cl6-BZ#153 | 127 | | ug/kg | 0.203 | 0.102 | 1 |
| Cl6-BZ#132 | 40.8 | | ug/kg | 0.203 | 0.102 | 1 |
| Cl7-BZ#179 | 4.17 | | ug/kg | 0.203 | 0.102 | 1 |
| Cl6-BZ#141 | 12.8 | | ug/kg | 0.203 | 0.102 | 1 |
| Cl7-BZ#176 | 1.51 | | ug/kg | 0.203 | 0.102 | 1 |
| Cl5-BZ#105 | 51.1 | | ug/kg | 0.203 | 0.102 | 1 |
| Cl6-BZ#137 | 8.81 | | ug/kg | 0.203 | 0.102 | 1 |
| Cl5-BZ#127 | ND | | ug/kg | 0.203 | 0.102 | 1 |

**Project Name:** NEW BEDFORD HARBOR-LTM **Lab Number:** L2041490

**Project Number:** 60597627 **Report Date:** 10/21/20

## SAMPLE RESULTS

Lab ID: L2041490-10 Date Collected: 09/29/20 15:33

Client ID: S-242-20FSP20-01 Date Received: 09/30/20

Sample Location: NEW BEDFORD, MA Field Prep: Not Specified

Sample Depth:

| Parameter | Result | Qualifier | Units | RL | MDL | Dilution Factor |
|---|---|---|---|---|---|---|
| PCB Congeners/Homologs - Mansfield Lab | | | | | | |
| Cl7-BZ#186 | ND | | ug/kg | 0.203 | 0.102 | 1 |
| Cl6-BZ#130/#164 | 21.8 | | ug/kg | 0.406 | 0.203 | 1 |
| Cl7-BZ#178 | 3.15 | | ug/kg | 0.203 | 0.102 | 1 |
| Cl6-BZ#138 | 96.8 | | ug/kg | 0.203 | 0.102 | 1 |
| Cl6-BZ#163/#160 | 37.5 | | ug/kg | 0.406 | 0.203 | 1 |
| Cl6-BZ#129/#158 | 24.4 | | ug/kg | 0.406 | 0.203 | 1 |
| Cl7-BZ#182/#175 | 0.889 | | ug/kg | 0.406 | 0.203 | 1 |
| Cl7-BZ#187 | 15.7 | | ug/kg | 0.203 | 0.102 | 1 |
| Cl7-BZ#183 | 7.90 | | ug/kg | 0.203 | 0.102 | 1 |
| Cl6-BZ#166 | 0.720 | | ug/kg | 0.203 | 0.102 | 1 |
| Cl6-BZ#159 | ND | | ug/kg | 0.203 | 0.102 | 1 |
| Cl5-BZ#126 | 1.25 | | ug/kg | 0.203 | 0.102 | 1 |
| Cl7-BZ#185 | 0.869 | | ug/kg | 0.203 | 0.102 | 1 |
| Cl6-BZ#162 | 0.796 | | ug/kg | 0.203 | 0.102 | 1 |
| Cl7-BZ#174 | 8.43 | | ug/kg | 0.203 | 0.102 | 1 |
| Cl6-BZ#128 | 30.5 | | ug/kg | 0.203 | 0.102 | 1 |
| Cl8-BZ#202 | 1.08 | | ug/kg | 0.203 | 0.102 | 1 |
| Cl6-BZ#167 | 7.46 | | ug/kg | 0.203 | 0.102 | 1 |
| Cl7-BZ#181 | 0.582 | | ug/kg | 0.203 | 0.102 | 1 |
| Cl7-BZ#177 | 7.68 | | ug/kg | 0.203 | 0.102 | 1 |
| Cl8-BZ#204/#200-CAL | 0.643 | | ug/kg | 0.406 | 0.203 | 1 |
| Cl7-BZ#171 | 4.86 | | ug/kg | 0.203 | 0.102 | 1 |
| Cl7-BZ#173 | ND | | ug/kg | 0.203 | 0.102 | 1 |
| Cl8-BZ#197 | ND | | ug/kg | 0.203 | 0.102 | 1 |
| Cl7-BZ#172 | 2.65 | | ug/kg | 0.203 | 0.102 | 1 |
| Cl7-BZ#192 | ND | | ug/kg | 0.203 | 0.102 | 1 |
| Cl6-BZ#156 | 18.0 | | ug/kg | 0.203 | 0.102 | 1 |
| Cl6-BZ#157 | 5.09 | | ug/kg | 0.203 | 0.102 | 1 |
| Cl7-BZ#180 | 20.4 | | ug/kg | 0.203 | 0.102 | 1 |
| Cl7-BZ#193 | 1.88 | | ug/kg | 0.203 | 0.102 | 1 |
| Cl8-BZ#199 | 0.400 | | ug/kg | 0.203 | 0.102 | 1 |
| Cl7-BZ#191 | 0.721 | | ug/kg | 0.203 | 0.102 | 1 |
| Cl8-BZ#198 | ND | | ug/kg | 0.203 | 0.102 | 1 |
| Cl8-BZ#201 | 3.70 | | ug/kg | 0.203 | 0.102 | 1 |
| Cl7-BZ#170 | 16.4 | | ug/kg | 0.203 | 0.102 | 1 |
| Cl7-BZ#190 | 2.52 | | ug/kg | 0.203 | 0.102 | 1 |
| Cl8-BZ#196 | 2.23 | | ug/kg | 0.203 | 0.102 | 1 |

**Project Name:** NEW BEDFORD HARBOR-LTM **Lab Number:** L2041490

**Project Number:** 60597627 **Report Date:** 10/21/20

## SAMPLE RESULTS

Lab ID: L2041490-10 Date Collected: 09/29/20 15:33

Client ID: S-242-20FSP20-01 Date Received: 09/30/20

Sample Location: NEW BEDFORD, MA Field Prep: Not Specified

Sample Depth:

| Parameter | Result | Qualifier | Units | RL | MDL | Dilution Factor |
|---|---|---|---|---|---|---|
| PCB Congeners/Homologs - Mansfield Lab | | | | | | |
| Cl8-BZ#203 | 2.04 | | ug/kg | 0.203 | 0.102 | 1 |
| Cl6-BZ#169 | ND | | ug/kg | 0.203 | 0.102 | 1 |
| Cl9-BZ#208 | 0.805 | | ug/kg | 0.203 | 0.102 | 1 |
| Cl9-BZ#207 | 0.285 | | ug/kg | 0.203 | 0.102 | 1 |
| Cl7-BZ#189 | 1.63 | | ug/kg | 0.203 | 0.102 | 1 |
| Cl8-BZ#195 | 1.41 | | ug/kg | 0.203 | 0.102 | 1 |
| Cl8-BZ#194 | 4.36 | | ug/kg | 0.203 | 0.102 | 1 |
| Cl8-BZ#205 | ND | | ug/kg | 0.203 | 0.102 | 1 |
| Cl9-BZ#206-Cal/RTW | 2.05 | | ug/kg | 0.203 | 0.102 | 1 |
| Cl10-BZ#209-Cal/RTW | 0.910 | | ug/kg | 0.203 | 0.102 | 1 |
| Monochlorobiphenyls | 2.31 | | ug/kg | 0.203 | 0.102 | 1 |
| Dichlorobiphenyls | 82.1 | | ug/kg | 0.203 | 0.102 | 1 |
| Trichlorobiphenyls | 516 | | ug/kg | 0.203 | 0.102 | 1 |
| Tetrachlorobiphenyls | 791 | | ug/kg | 0.203 | 0.102 | 1 |
| Pentachlorobiphenyls | 1000 | | ug/kg | 0.203 | 0.102 | 1 |
| Hexachlorobiphenyls | 622 | | ug/kg | 0.203 | 0.102 | 1 |
| Heptachlorobiphenyls | 102 | | ug/kg | 0.203 | 0.102 | 1 |
| Octachlorobiphenyls | 15.9 | | ug/kg | 0.203 | 0.102 | 1 |
| Nonachlorobiphenyls | 3.14 | | ug/kg | 0.203 | 0.102 | 1 |
| Decachlorobiphenyl | 0.910 | | ug/kg | 0.203 | 0.102 | 1 |
| Total PCB | 3140 | | ug/kg | 0.203 | NA | 1 |

| Surrogate | % Recovery | Qualifier | Acceptance Criteria |
|---|---|---|---|
| Cl3-BZ#19-C13 (surr) | 79 | | 50-125 |
| Cl8-BZ#202-C13 (surr) | 89 | | 50-125 |

**Project Name:** NEW BEDFORD HARBOR-LTM
**Project Number:** 60597627
**Lab Number:** L2041490
**Report Date:** 10/21/20

## SAMPLE RESULTS

Lab ID: L2041490-11
Client ID: S-245-20FSP20-01
Sample Location: NEW BEDFORD, MA

Date Collected: 09/29/20 11:45
Date Received: 09/30/20
Field Prep: Not Specified

Sample Depth:
Matrix: Sediment
Analytical Method: 105,8270D-SIM/680(M)
Analytical Date: 10/20/20 14:13
Analyst: SV
Percent Solids: 98%

Extraction Method: EPA 3570
Extraction Date: 10/12/20 11:31
Cleanup Method: EPA 3630
Cleanup Date: 10/13/20

| Parameter | Result | Qualifier | Units | RL | MDL | Dilution Factor |
|---|---|---|---|---|---|---|
| PCB Congeners/Homologs - Mansfield Lab | | | | | | |
| Cl1-BZ#1-Cal/RTW | 0.589 | | ug/kg | 0.197 | 0.099 | 1 |
| Cl1-BZ#2 | ND | | ug/kg | 0.197 | 0.099 | 1 |
| Cl1-BZ#3 | 0.785 | | ug/kg | 0.197 | 0.099 | 1 |
| Cl2-BZ#4/#10 | 2.40 | | ug/kg | 0.395 | 0.197 | 1 |
| Cl2-BZ#9 | 0.799 | | ug/kg | 0.197 | 0.099 | 1 |
| Cl2-BZ#7 | 0.604 | | ug/kg | 0.197 | 0.099 | 1 |
| Cl2-BZ#6 | 9.03 | | ug/kg | 0.197 | 0.099 | 1 |
| Cl2-BZ#5 | ND | | ug/kg | 0.197 | 0.099 | 1 |
| Cl2-BZ#8 | 14.0 | | ug/kg | 0.197 | 0.099 | 1 |
| Cl3-BZ#19 | 1.48 | | ug/kg | 0.197 | 0.099 | 1 |
| Cl2-BZ#14 | ND | | ug/kg | 0.197 | 0.099 | 1 |
| Cl3-BZ#30 | ND | | ug/kg | 0.197 | 0.099 | 1 |
| Cl3-BZ#18 | 26.1 | | ug/kg | 0.197 | 0.099 | 1 |
| Cl2-BZ#11 | 3.18 | | ug/kg | 0.197 | 0.099 | 1 |
| Cl3-BZ#17 | 14.2 | | ug/kg | 0.197 | 0.099 | 1 |
| Cl2-BZ#12 | 0.558 | | ug/kg | 0.197 | 0.099 | 1 |
| Cl3-BZ#27 | 4.07 | | ug/kg | 0.197 | 0.099 | 1 |
| Cl2-BZ#13 | 9.22 | | ug/kg | 0.395 | 0.197 | 1 |
| Cl3-BZ#24 | ND | | ug/kg | 0.197 | 0.099 | 1 |
| Cl3-BZ#16 | 4.72 | | ug/kg | 0.197 | 0.099 | 1 |
| Cl3-BZ#32 | 9.09 | | ug/kg | 0.197 | 0.099 | 1 |
| Cl2-BZ#15 | 17.7 | | ug/kg | 0.197 | 0.099 | 1 |
| Cl3-BZ#34 | 0.865 | | ug/kg | 0.197 | 0.099 | 1 |
| Cl3-BZ#23 | ND | | ug/kg | 0.197 | 0.099 | 1 |
| Cl4-BZ#54 | ND | | ug/kg | 0.197 | 0.099 | 1 |
| Cl3-BZ#29-Cal | ND | | ug/kg | 0.197 | 0.099 | 1 |
| Cl4-BZ#50-Cal | ND | | ug/kg | 0.197 | 0.099 | 1 |
| Cl3-BZ#26 | 53.4 | | ug/kg | 0.197 | 0.099 | 1 |

**Project Name:** NEW BEDFORD HARBOR-LTM **Lab Number:** L2041490

**Project Number:** 60597627 **Report Date:** 10/21/20

## SAMPLE RESULTS

Lab ID: L2041490-11 Date Collected: 09/29/20 11:45

Client ID: S-245-20FSP20-01 Date Received: 09/30/20

Sample Location: NEW BEDFORD, MA Field Prep: Not Specified

Sample Depth:

| Parameter | Result | Qualifier | Units | RL | MDL | Dilution Factor |
|---|---|---|---|---|---|---|
| PCB Congeners/Homologs - Mansfield Lab | | | | | | |
| Cl3-BZ#25 | 33.7 | | ug/kg | 0.197 | 0.099 | 1 |
| Cl4-BZ#53 | 9.04 | | ug/kg | 0.197 | 0.099 | 1 |
| Cl3-BZ#-31 | 85.4 | | ug/kg | 0.197 | 0.099 | 1 |
| Cl3-BZ#28 | 93.1 | | ug/kg | 0.197 | 0.099 | 1 |
| Cl3-BZ#33 | 13.6 | | ug/kg | 0.197 | 0.099 | 1 |
| Cl4-BZ#51 | 3.48 | | ug/kg | 0.197 | 0.099 | 1 |
| Cl3-BZ#21/#20 | 5.09 | | ug/kg | 0.395 | 0.197 | 1 |
| Cl4-BZ#45 | 4.86 | | ug/kg | 0.197 | 0.099 | 1 |
| Cl3-BZ#22 | 17.6 | | ug/kg | 0.197 | 0.099 | 1 |
| Cl4-BZ#73/#46 | 2.48 | | ug/kg | 0.395 | 0.197 | 1 |
| Cl4-BZ#69 | 0.455 | | ug/kg | 0.197 | 0.099 | 1 |
| Cl4-BZ#43 | 1.21 | | ug/kg | 0.197 | 0.099 | 1 |
| Cl3-BZ#36 | ND | | ug/kg | 0.197 | 0.099 | 1 |
| Cl4-BZ#52 | 98.6 | | ug/kg | 0.197 | 0.099 | 1 |
| Cl4-BZ#48 | 6.38 | | ug/kg | 0.197 | 0.099 | 1 |
| Cl4-BZ#49 | 102 | | ug/kg | 0.197 | 0.099 | 1 |
| Cl5-BZ#104 | ND | | ug/kg | 0.197 | 0.099 | 1 |
| Cl4-BZ#47 | 36.7 | | ug/kg | 0.197 | 0.099 | 1 |
| Cl4-BZ#65/#75/#62 | 2.34 | | ug/kg | 0.592 | 0.296 | 1 |
| Cl3-BZ#39 | 0.530 | | ug/kg | 0.197 | 0.099 | 1 |
| Cl3-BZ#38 | ND | | ug/kg | 0.197 | 0.099 | 1 |
| Cl4-BZ#44 | 39.6 | | ug/kg | 0.197 | 0.099 | 1 |
| Cl4-BZ#59 | 6.90 | | ug/kg | 0.197 | 0.099 | 1 |
| Cl4-BZ#42 | 18.6 | | ug/kg | 0.197 | 0.099 | 1 |
| Cl4-BZ#71 | 15.0 | | ug/kg | 0.197 | 0.099 | 1 |
| Cl3-BZ#35 | 1.79 | | ug/kg | 0.197 | 0.099 | 1 |
| Cl4-BZ#41 | 1.59 | | ug/kg | 0.197 | 0.099 | 1 |
| Cl4-BZ#72 | 3.91 | | ug/kg | 0.197 | 0.099 | 1 |
| Cl5-BZ#96 | 0.549 | | ug/kg | 0.197 | 0.099 | 1 |
| Cl5-BZ#103 | 2.45 | | ug/kg | 0.197 | 0.099 | 1 |
| Cl4-BZ#68/#64 | 30.4 | | ug/kg | 0.395 | 0.197 | 1 |
| Cl4-BZ#40 | 6.68 | | ug/kg | 0.197 | 0.099 | 1 |
| Cl3-BZ#37 | 17.6 | | ug/kg | 0.197 | 0.099 | 1 |
| Cl5-BZ#100 | 1.82 | | ug/kg | 0.197 | 0.099 | 1 |
| Cl5-BZ#94 | 0.622 | | ug/kg | 0.197 | 0.099 | 1 |
| Cl4-BZ#57 | 1.84 | | ug/kg | 0.197 | 0.099 | 1 |
| Cl4-BZ#67/#58 | 7.93 | | ug/kg | 0.395 | 0.197 | 1 |

**Project Name:** NEW BEDFORD HARBOR-LTM **Lab Number:** L2041490

**Project Number:** 60597627 **Report Date:** 10/21/20

## SAMPLE RESULTS

Lab ID: L2041490-11 Date Collected: 09/29/20 11:45

Client ID: S-245-20FSP20-01 Date Received: 09/30/20

Sample Location: NEW BEDFORD, MA Field Prep: Not Specified

Sample Depth:

| Parameter | Result | Qualifier | Units | RL | MDL | Dilution Factor |
|---|---|---|---|---|---|---|
| PCB Congeners/Homologs - Mansfield Lab | | | | | | |
| Cl5-BZ#102 | 3.75 | | ug/kg | 0.197 | 0.099 | 1 |
| Cl4-BZ#61 | ND | | ug/kg | 0.197 | 0.099 | 1 |
| Cl5-BZ#98 | 0.698 | | ug/kg | 0.197 | 0.099 | 1 |
| Cl4-BZ#76 | 0.222 | | ug/kg | 0.197 | 0.099 | 1 |
| Cl5-BZ#93 | 0.310 | | ug/kg | 0.197 | 0.099 | 1 |
| Cl4-BZ#63 | 3.83 | | ug/kg | 0.197 | 0.099 | 1 |
| Cl5-BZ#121/#95/#88 | 48.7 | | ug/kg | 0.592 | 0.296 | 1 |
| Cl4-BZ#74 | 33.8 | | ug/kg | 0.197 | 0.099 | 1 |
| Cl6-BZ#155 | ND | | ug/kg | 0.197 | 0.099 | 1 |
| Cl4-BZ#70 | 51.1 | | ug/kg | 0.197 | 0.099 | 1 |
| Cl5-BZ#91 | 24.1 | | ug/kg | 0.197 | 0.099 | 1 |
| Cl4-BZ#66 | 59.8 | | ug/kg | 0.197 | 0.099 | 1 |
| Cl4-BZ#80 | ND | | ug/kg | 0.197 | 0.099 | 1 |
| Cl4-BZ#55 | ND | | ug/kg | 0.197 | 0.099 | 1 |
| Cl5-BZ#92 | 20.8 | | ug/kg | 0.197 | 0.099 | 1 |
| Cl5-BZ#89/#84 | 18.4 | | ug/kg | 0.395 | 0.197 | 1 |
| Cl5-BZ#101/#90 | 102 | | ug/kg | 0.395 | 0.197 | 1 |
| Cl4-BZ#56 | 20.0 | | ug/kg | 0.197 | 0.099 | 1 |
| Cl5-BZ#113 | 1.33 | | ug/kg | 0.197 | 0.099 | 1 |
| Cl5-BZ#99 | 71.9 | | ug/kg | 0.197 | 0.099 | 1 |
| Cl6-BZ#150 | 0.498 | | ug/kg | 0.197 | 0.099 | 1 |
| Cl4-BZ#60 | 11.2 | | ug/kg | 0.197 | 0.099 | 1 |
| Cl6-BZ#152 | 0.145 | J | ug/kg | 0.197 | 0.099 | 1 |
| Cl5-BZ#119 | 7.13 | | ug/kg | 0.197 | 0.099 | 1 |
| Cl5-BZ#83/#125/#112 | 5.00 | | ug/kg | 0.592 | 0.296 | 1 |
| Cl5-BZ#86/#109 | 0.313 | J | ug/kg | 0.395 | 0.197 | 1 |
| Cl6-BZ#145 | ND | | ug/kg | 0.197 | 0.099 | 1 |
| Cl5-BZ#97 | 35.0 | | ug/kg | 0.197 | 0.099 | 1 |
| Cl6-BZ#148 | 0.243 | | ug/kg | 0.197 | 0.099 | 1 |
| Cl4-BZ#79 | ND | | ug/kg | 0.197 | 0.099 | 1 |
| Cl5-BZ#116 | ND | | ug/kg | 0.197 | 0.099 | 1 |
| Cl6-BZ#154-Cal | 2.97 | | ug/kg | 0.197 | 0.099 | 1 |
| Cl4-BZ#78 | ND | | ug/kg | 0.197 | 0.099 | 1 |
| Cl5-BZ#87/#111 | 20.1 | | ug/kg | 0.395 | 0.197 | 1 |
| Cl6-BZ#136 | 8.36 | | ug/kg | 0.197 | 0.099 | 1 |
| Cl5-BZ#117 | 3.81 | | ug/kg | 0.197 | 0.099 | 1 |
| Cl5-BZ#115 | 1.51 | | ug/kg | 0.197 | 0.099 | 1 |

**Project Name:** NEW BEDFORD HARBOR-LTM **Lab Number:** L2041490

**Project Number:** 60597627 **Report Date:** 10/21/20

## SAMPLE RESULTS

Lab ID: L2041490-11 Date Collected: 09/29/20 11:45

Client ID: S-245-20FSP20-01 Date Received: 09/30/20

Sample Location: NEW BEDFORD, MA Field Prep: Not Specified

Sample Depth:

| Parameter | Result | Qualifier | Units | RL | MDL | Dilution Factor |
|---|---|---|---|---|---|---|
| PCB Congeners/Homologs - Mansfield Lab | | | | | | |
| Cl5-BZ#85 | 15.1 | | ug/kg | 0.197 | 0.099 | 1 |
| Cl5-BZ#120 | 0.981 | | ug/kg | 0.197 | 0.099 | 1 |
| Cl5-BZ#110 | 119 | | ug/kg | 0.197 | 0.099 | 1 |
| Cl4-BZ#81 | ND | | ug/kg | 0.197 | 0.099 | 1 |
| Cl6-BZ#151 | 10.1 | | ug/kg | 0.197 | 0.099 | 1 |
| Cl6-BZ#135 | 9.63 | | ug/kg | 0.197 | 0.099 | 1 |
| Cl5-BZ#82 | 6.03 | | ug/kg | 0.197 | 0.099 | 1 |
| Cl6-BZ#144 | 1.98 | | ug/kg | 0.197 | 0.099 | 1 |
| Cl6-BZ#147/#149 | 73.0 | | ug/kg | 0.395 | 0.197 | 1 |
| Cl4-BZ#77 | 7.89 | | ug/kg | 0.197 | 0.099 | 1 |
| Cl6-BZ#143/#139 | 1.79 | | ug/kg | 0.395 | 0.197 | 1 |
| Cl5-BZ#124 | 3.22 | | ug/kg | 0.197 | 0.099 | 1 |
| Cl6-BZ#140 | 0.507 | | ug/kg | 0.197 | 0.099 | 1 |
| Cl5-BZ#108 | 0.347 | | ug/kg | 0.197 | 0.099 | 1 |
| Cl5-BZ#107/#123 | 10.2 | | ug/kg | 0.395 | 0.197 | 1 |
| Cl7-BZ#188-Cal/RTW | 0.123 | J | ug/kg | 0.197 | 0.099 | 1 |
| Cl6-BZ#134 | 4.82 | | ug/kg | 0.197 | 0.099 | 1 |
| Cl5-BZ#106 | ND | | ug/kg | 0.197 | 0.099 | 1 |
| Cl6-BZ#133 | 1.62 | | ug/kg | 0.197 | 0.099 | 1 |
| Cl6-BZ#142 | ND | | ug/kg | 0.197 | 0.099 | 1 |
| Cl5-BZ#118 | 112 | | ug/kg | 0.197 | 0.099 | 1 |
| Cl6-BZ#131 | 1.14 | | ug/kg | 0.197 | 0.099 | 1 |
| Cl7-BZ#184 | ND | | ug/kg | 0.197 | 0.099 | 1 |
| Cl6-BZ#165 | ND | | ug/kg | 0.197 | 0.099 | 1 |
| Cl6-BZ#146 | 14.8 | | ug/kg | 0.197 | 0.099 | 1 |
| Cl6-BZ#161 | ND | | ug/kg | 0.197 | 0.099 | 1 |
| Cl5-BZ#122 | 1.04 | | ug/kg | 0.197 | 0.099 | 1 |
| Cl6-BZ#168 | ND | | ug/kg | 0.197 | 0.099 | 1 |
| Cl5-BZ#114 | 2.91 | | ug/kg | 0.197 | 0.099 | 1 |
| Cl6-BZ#153 | 83.6 | | ug/kg | 0.197 | 0.099 | 1 |
| Cl6-BZ#132 | 22.5 | | ug/kg | 0.197 | 0.099 | 1 |
| Cl7-BZ#179 | 2.85 | | ug/kg | 0.197 | 0.099 | 1 |
| Cl6-BZ#141 | 7.05 | | ug/kg | 0.197 | 0.099 | 1 |
| Cl7-BZ#176 | 0.943 | | ug/kg | 0.197 | 0.099 | 1 |
| Cl5-BZ#105 | 29.4 | | ug/kg | 0.197 | 0.099 | 1 |
| Cl6-BZ#137 | 5.12 | | ug/kg | 0.197 | 0.099 | 1 |
| Cl5-BZ#127 | ND | | ug/kg | 0.197 | 0.099 | 1 |

**Project Name:** NEW BEDFORD HARBOR-LTM **Lab Number:** L2041490

**Project Number:** 60597627 **Report Date:** 10/21/20

## SAMPLE RESULTS

Lab ID: L2041490-11 Date Collected: 09/29/20 11:45

Client ID: S-245-20FSP20-01 Date Received: 09/30/20

Sample Location: NEW BEDFORD, MA Field Prep: Not Specified

Sample Depth:

| Parameter | Result | Qualifier | Units | RL | MDL | Dilution Factor |
|---|---|---|---|---|---|---|
| PCB Congeners/Homologs - Mansfield Lab | | | | | | |
| Cl7-BZ#186 | ND | | ug/kg | 0.197 | 0.099 | 1 |
| Cl6-BZ#130/#164 | 13.3 | | ug/kg | 0.395 | 0.197 | 1 |
| Cl7-BZ#178 | 1.99 | | ug/kg | 0.197 | 0.099 | 1 |
| Cl6-BZ#138 | 56.7 | | ug/kg | 0.197 | 0.099 | 1 |
| Cl6-BZ#163/#160 | 24.0 | | ug/kg | 0.395 | 0.197 | 1 |
| Cl6-BZ#129/#158 | 13.9 | | ug/kg | 0.395 | 0.197 | 1 |
| Cl7-BZ#182/#175 | 0.589 | | ug/kg | 0.395 | 0.197 | 1 |
| Cl7-BZ#187 | 10.6 | | ug/kg | 0.197 | 0.099 | 1 |
| Cl7-BZ#183 | 4.71 | | ug/kg | 0.197 | 0.099 | 1 |
| Cl6-BZ#166 | 0.515 | | ug/kg | 0.197 | 0.099 | 1 |
| Cl6-BZ#159 | ND | | ug/kg | 0.197 | 0.099 | 1 |
| Cl5-BZ#126 | 0.973 | | ug/kg | 0.197 | 0.099 | 1 |
| Cl7-BZ#185 | 0.566 | | ug/kg | 0.197 | 0.099 | 1 |
| Cl6-BZ#162 | 0.533 | | ug/kg | 0.197 | 0.099 | 1 |
| Cl7-BZ#174 | 4.73 | | ug/kg | 0.197 | 0.099 | 1 |
| Cl6-BZ#128 | 17.9 | | ug/kg | 0.197 | 0.099 | 1 |
| Cl8-BZ#202 | 0.843 | | ug/kg | 0.197 | 0.099 | 1 |
| Cl6-BZ#167 | 4.78 | | ug/kg | 0.197 | 0.099 | 1 |
| Cl7-BZ#181 | 0.304 | | ug/kg | 0.197 | 0.099 | 1 |
| Cl7-BZ#177 | 4.92 | | ug/kg | 0.197 | 0.099 | 1 |
| Cl8-BZ#204/#200-CAL | 0.504 | | ug/kg | 0.395 | 0.197 | 1 |
| Cl7-BZ#171 | 2.78 | | ug/kg | 0.197 | 0.099 | 1 |
| Cl7-BZ#173 | ND | | ug/kg | 0.197 | 0.099 | 1 |
| Cl8-BZ#197 | ND | | ug/kg | 0.197 | 0.099 | 1 |
| Cl7-BZ#172 | 1.63 | | ug/kg | 0.197 | 0.099 | 1 |
| Cl7-BZ#192 | ND | | ug/kg | 0.197 | 0.099 | 1 |
| Cl6-BZ#156 | 11.0 | | ug/kg | 0.197 | 0.099 | 1 |
| Cl6-BZ#157 | 2.87 | | ug/kg | 0.197 | 0.099 | 1 |
| Cl7-BZ#180 | 12.7 | | ug/kg | 0.197 | 0.099 | 1 |
| Cl7-BZ#193 | 0.963 | | ug/kg | 0.197 | 0.099 | 1 |
| Cl8-BZ#199 | 0.305 | | ug/kg | 0.197 | 0.099 | 1 |
| Cl7-BZ#191 | 0.561 | | ug/kg | 0.197 | 0.099 | 1 |
| Cl8-BZ#198 | ND | | ug/kg | 0.197 | 0.099 | 1 |
| Cl8-BZ#201 | 2.32 | | ug/kg | 0.197 | 0.099 | 1 |
| Cl7-BZ#170 | 9.82 | | ug/kg | 0.197 | 0.099 | 1 |
| Cl7-BZ#190 | 1.70 | | ug/kg | 0.197 | 0.099 | 1 |
| Cl8-BZ#196 | 1.12 | | ug/kg | 0.197 | 0.099 | 1 |

**Project Name:** NEW BEDFORD HARBOR-LTM **Lab Number:** L2041490

**Project Number:** 60597627 **Report Date:** 10/21/20

## SAMPLE RESULTS

Lab ID: L2041490-11 Date Collected: 09/29/20 11:45

Client ID: S-245-20FSP20-01 Date Received: 09/30/20

Sample Location: NEW BEDFORD, MA Field Prep: Not Specified

Sample Depth:

| Parameter | Result | Qualifier | Units | RL | MDL | Dilution Factor |
|---|---|---|---|---|---|---|
| PCB Congeners/Homologs - Mansfield Lab | | | | | | |
| Cl8-BZ#203 | 1.69 | | ug/kg | 0.197 | 0.099 | 1 |
| Cl6-BZ#169 | ND | | ug/kg | 0.197 | 0.099 | 1 |
| Cl9-BZ#208 | 0.531 | | ug/kg | 0.197 | 0.099 | 1 |
| Cl9-BZ#207 | 0.338 | | ug/kg | 0.197 | 0.099 | 1 |
| Cl7-BZ#189 | 0.866 | | ug/kg | 0.197 | 0.099 | 1 |
| Cl8-BZ#195 | 0.940 | | ug/kg | 0.197 | 0.099 | 1 |
| Cl8-BZ#194 | 2.83 | | ug/kg | 0.197 | 0.099 | 1 |
| Cl8-BZ#205 | ND | | ug/kg | 0.197 | 0.099 | 1 |
| Cl9-BZ#206-Cal/RTW | 1.67 | | ug/kg | 0.197 | 0.099 | 1 |
| Cl10-BZ#209-Cal/RTW | 0.651 | | ug/kg | 0.197 | 0.099 | 1 |
| Monochlorobiphenyls | 1.37 | | ug/kg | 0.197 | 0.099 | 1 |
| Dichlorobiphenyls | 57.5 | | ug/kg | 0.197 | 0.099 | 1 |
| Trichlorobiphenyls | 382 | | ug/kg | 0.197 | 0.099 | 1 |
| Tetrachlorobiphenyls | 588 | | ug/kg | 0.197 | 0.099 | 1 |
| Pentachlorobiphenyls | 671 | | ug/kg | 0.197 | 0.099 | 1 |
| Hexachlorobiphenyls | 395 | | ug/kg | 0.197 | 0.099 | 1 |
| Heptachlorobiphenyls | 63.3 | | ug/kg | 0.197 | 0.099 | 1 |
| Octachlorobiphenyls | 10.6 | | ug/kg | 0.197 | 0.099 | 1 |
| Nonachlorobiphenyls | 2.54 | | ug/kg | 0.197 | 0.099 | 1 |
| Decachlorobiphenyl | 0.651 | | ug/kg | 0.197 | 0.099 | 1 |
| Total PCB | 2170 | | ug/kg | 0.197 | NA | 1 |

| Surrogate | % Recovery | Qualifier | Acceptance Criteria |
|---|---|---|---|
| Cl3-BZ#19-C13 (surr) | 79 | | 50-125 |
| Cl8-BZ#202-C13 (surr) | 90 | | 50-125 |

**Project Name:** NEW BEDFORD HARBOR-LTM
**Project Number:** 60597627
**Lab Number:** L2041490
**Report Date:** 10/21/20

## SAMPLE RESULTS

Lab ID: L2041490-12
Client ID: S-249-20FSP20-01
Sample Location: NEW BEDFORD, MA

Date Collected: 09/29/20 10:13
Date Received: 09/30/20
Field Prep: Not Specified

Sample Depth:
Matrix: Sediment
Analytical Method: 105,8270D-SIM/680(M)
Analytical Date: 10/20/20 15:34
Analyst: SV
Percent Solids: 98%

Extraction Method: EPA 3570
Extraction Date: 10/12/20 11:31
Cleanup Method: EPA 3630
Cleanup Date: 10/13/20

| Parameter | Result | Qualifier | Units | RL | MDL | Dilution Factor |
|---|---|---|---|---|---|---|
| PCB Congeners/Homologs - Mansfield Lab | | | | | | |
| Cl1-BZ#1-Cal/RTW | 0.558 | | ug/kg | 0.195 | 0.098 | 1 |
| Cl1-BZ#2 | 0.245 | | ug/kg | 0.195 | 0.098 | 1 |
| Cl1-BZ#3 | 0.817 | | ug/kg | 0.195 | 0.098 | 1 |
| Cl2-BZ#4/#10 | 2.31 | | ug/kg | 0.390 | 0.195 | 1 |
| Cl2-BZ#9 | 0.874 | | ug/kg | 0.195 | 0.098 | 1 |
| Cl2-BZ#7 | 0.602 | | ug/kg | 0.195 | 0.098 | 1 |
| Cl2-BZ#6 | 8.94 | | ug/kg | 0.195 | 0.098 | 1 |
| Cl2-BZ#5 | ND | | ug/kg | 0.195 | 0.098 | 1 |
| Cl2-BZ#8 | 14.6 | | ug/kg | 0.195 | 0.098 | 1 |
| Cl3-BZ#19 | 1.25 | | ug/kg | 0.195 | 0.098 | 1 |
| Cl2-BZ#14 | ND | | ug/kg | 0.195 | 0.098 | 1 |
| Cl3-BZ#30 | ND | | ug/kg | 0.195 | 0.098 | 1 |
| Cl3-BZ#18 | 23.9 | | ug/kg | 0.195 | 0.098 | 1 |
| Cl2-BZ#11 | 3.71 | | ug/kg | 0.195 | 0.098 | 1 |
| Cl3-BZ#17 | 13.3 | | ug/kg | 0.195 | 0.098 | 1 |
| Cl2-BZ#12 | 0.399 | | ug/kg | 0.195 | 0.098 | 1 |
| Cl3-BZ#27 | 3.61 | | ug/kg | 0.195 | 0.098 | 1 |
| Cl2-BZ#13 | 10.4 | | ug/kg | 0.390 | 0.195 | 1 |
| Cl3-BZ#24 | 0.315 | | ug/kg | 0.195 | 0.098 | 1 |
| Cl3-BZ#16 | 4.57 | | ug/kg | 0.195 | 0.098 | 1 |
| Cl3-BZ#32 | 8.47 | | ug/kg | 0.195 | 0.098 | 1 |
| Cl2-BZ#15 | 19.9 | | ug/kg | 0.195 | 0.098 | 1 |
| Cl3-BZ#34 | 0.784 | | ug/kg | 0.195 | 0.098 | 1 |
| Cl3-BZ#23 | ND | | ug/kg | 0.195 | 0.098 | 1 |
| Cl4-BZ#54 | ND | | ug/kg | 0.195 | 0.098 | 1 |
| Cl3-BZ#29-Cal | ND | | ug/kg | 0.195 | 0.098 | 1 |
| Cl4-BZ#50-Cal | ND | | ug/kg | 0.195 | 0.098 | 1 |
| Cl3-BZ#26 | 52.3 | | ug/kg | 0.195 | 0.098 | 1 |

**Project Name:** NEW BEDFORD HARBOR-LTM **Lab Number:** L2041490

**Project Number:** 60597627 **Report Date:** 10/21/20

## SAMPLE RESULTS

Lab ID: L2041490-12 Date Collected: 09/29/20 10:13

Client ID: S-249-20FSP20-01 Date Received: 09/30/20

Sample Location: NEW BEDFORD, MA Field Prep: Not Specified

Sample Depth:

| Parameter | Result | Qualifier | Units | RL | MDL | Dilution Factor |
|---|---|---|---|---|---|---|
| PCB Congeners/Homologs - Mansfield Lab | | | | | | |
| Cl3-BZ#25 | 33.8 | | ug/kg | 0.195 | 0.098 | 1 |
| Cl4-BZ#53 | 7.96 | | ug/kg | 0.195 | 0.098 | 1 |
| Cl3-BZ#-31 | 89.7 | | ug/kg | 0.195 | 0.098 | 1 |
| Cl3-BZ#28 | 98.8 | | ug/kg | 0.195 | 0.098 | 1 |
| Cl3-BZ#33 | 13.6 | | ug/kg | 0.195 | 0.098 | 1 |
| Cl4-BZ#51 | 3.24 | | ug/kg | 0.195 | 0.098 | 1 |
| Cl3-BZ#21/#20 | 5.03 | | ug/kg | 0.390 | 0.195 | 1 |
| Cl4-BZ#45 | 4.78 | | ug/kg | 0.195 | 0.098 | 1 |
| Cl3-BZ#22 | 18.5 | | ug/kg | 0.195 | 0.098 | 1 |
| Cl4-BZ#73/#46 | 2.01 | | ug/kg | 0.390 | 0.195 | 1 |
| Cl4-BZ#69 | 0.480 | | ug/kg | 0.195 | 0.098 | 1 |
| Cl4-BZ#43 | 1.05 | | ug/kg | 0.195 | 0.098 | 1 |
| Cl3-BZ#36 | ND | | ug/kg | 0.195 | 0.098 | 1 |
| Cl4-BZ#52 | 94.0 | | ug/kg | 0.195 | 0.098 | 1 |
| Cl4-BZ#48 | 5.83 | | ug/kg | 0.195 | 0.098 | 1 |
| Cl4-BZ#49 | 100 | | ug/kg | 0.195 | 0.098 | 1 |
| Cl5-BZ#104 | ND | | ug/kg | 0.195 | 0.098 | 1 |
| Cl4-BZ#47 | 37.7 | | ug/kg | 0.195 | 0.098 | 1 |
| Cl4-BZ#65/#75/#62 | 2.12 | | ug/kg | 0.585 | 0.293 | 1 |
| Cl3-BZ#39 | 0.363 | | ug/kg | 0.195 | 0.098 | 1 |
| Cl3-BZ#38 | ND | | ug/kg | 0.195 | 0.098 | 1 |
| Cl4-BZ#44 | 37.6 | | ug/kg | 0.195 | 0.098 | 1 |
| Cl4-BZ#59 | 6.01 | | ug/kg | 0.195 | 0.098 | 1 |
| Cl4-BZ#42 | 17.8 | | ug/kg | 0.195 | 0.098 | 1 |
| Cl4-BZ#71 | 13.9 | | ug/kg | 0.195 | 0.098 | 1 |
| Cl3-BZ#35 | 1.66 | | ug/kg | 0.195 | 0.098 | 1 |
| Cl4-BZ#41 | 1.60 | | ug/kg | 0.195 | 0.098 | 1 |
| Cl4-BZ#72 | 3.83 | | ug/kg | 0.195 | 0.098 | 1 |
| Cl5-BZ#96 | 0.458 | | ug/kg | 0.195 | 0.098 | 1 |
| Cl5-BZ#103 | 2.33 | | ug/kg | 0.195 | 0.098 | 1 |
| Cl4-BZ#68/#64 | 29.4 | | ug/kg | 0.390 | 0.195 | 1 |
| Cl4-BZ#40 | 6.13 | | ug/kg | 0.195 | 0.098 | 1 |
| Cl3-BZ#37 | 19.3 | | ug/kg | 0.195 | 0.098 | 1 |
| Cl5-BZ#100 | 1.86 | | ug/kg | 0.195 | 0.098 | 1 |
| Cl5-BZ#94 | 0.462 | | ug/kg | 0.195 | 0.098 | 1 |
| Cl4-BZ#57 | 1.78 | | ug/kg | 0.195 | 0.098 | 1 |
| Cl4-BZ#67/#58 | 7.62 | | ug/kg | 0.390 | 0.195 | 1 |

**Project Name:** NEW BEDFORD HARBOR-LTM **Lab Number:** L2041490

**Project Number:** 60597627 **Report Date:** 10/21/20

## SAMPLE RESULTS

Lab ID: L2041490-12 Date Collected: 09/29/20 10:13

Client ID: S-249-20FSP20-01 Date Received: 09/30/20

Sample Location: NEW BEDFORD, MA Field Prep: Not Specified

Sample Depth:

| Parameter | Result | Qualifier | Units | RL | MDL | Dilution Factor |
|---|---|---|---|---|---|---|
| PCB Congeners/Homologs - Mansfield Lab | | | | | | |
| Cl5-BZ#102 | 3.57 | | ug/kg | 0.195 | 0.098 | 1 |
| Cl4-BZ#61 | ND | | ug/kg | 0.195 | 0.098 | 1 |
| Cl5-BZ#98 | 0.695 | | ug/kg | 0.195 | 0.098 | 1 |
| Cl4-BZ#76 | ND | | ug/kg | 0.195 | 0.098 | 1 |
| Cl5-BZ#93 | 0.261 | | ug/kg | 0.195 | 0.098 | 1 |
| Cl4-BZ#63 | 4.22 | | ug/kg | 0.195 | 0.098 | 1 |
| Cl5-BZ#121/#95/#88 | 46.5 | | ug/kg | 0.585 | 0.293 | 1 |
| Cl4-BZ#74 | 36.3 | | ug/kg | 0.195 | 0.098 | 1 |
| Cl6-BZ#155 | ND | | ug/kg | 0.195 | 0.098 | 1 |
| Cl4-BZ#70 | 53.6 | | ug/kg | 0.195 | 0.098 | 1 |
| Cl5-BZ#91 | 23.0 | | ug/kg | 0.195 | 0.098 | 1 |
| Cl4-BZ#66 | 63.4 | | ug/kg | 0.195 | 0.098 | 1 |
| Cl4-BZ#80 | ND | | ug/kg | 0.195 | 0.098 | 1 |
| Cl4-BZ#55 | ND | | ug/kg | 0.195 | 0.098 | 1 |
| Cl5-BZ#92 | 20.5 | | ug/kg | 0.195 | 0.098 | 1 |
| Cl5-BZ#89/#84 | 17.7 | | ug/kg | 0.390 | 0.195 | 1 |
| Cl5-BZ#101/#90 | 106 | | ug/kg | 0.390 | 0.195 | 1 |
| Cl4-BZ#56 | 20.4 | | ug/kg | 0.195 | 0.098 | 1 |
| Cl5-BZ#113 | 1.11 | | ug/kg | 0.195 | 0.098 | 1 |
| Cl5-BZ#99 | 74.1 | | ug/kg | 0.195 | 0.098 | 1 |
| Cl6-BZ#150 | 0.494 | | ug/kg | 0.195 | 0.098 | 1 |
| Cl4-BZ#60 | 11.7 | | ug/kg | 0.195 | 0.098 | 1 |
| Cl6-BZ#152 | 0.117 | J | ug/kg | 0.195 | 0.098 | 1 |
| Cl5-BZ#119 | 6.69 | | ug/kg | 0.195 | 0.098 | 1 |
| Cl5-BZ#83/#125/#112 | 4.80 | | ug/kg | 0.585 | 0.293 | 1 |
| Cl5-BZ#86/#109 | ND | | ug/kg | 0.390 | 0.195 | 1 |
| Cl6-BZ#145 | ND | | ug/kg | 0.195 | 0.098 | 1 |
| Cl5-BZ#97 | 34.9 | | ug/kg | 0.195 | 0.098 | 1 |
| Cl6-BZ#148 | 0.252 | | ug/kg | 0.195 | 0.098 | 1 |
| Cl4-BZ#79 | ND | | ug/kg | 0.195 | 0.098 | 1 |
| Cl5-BZ#116 | ND | | ug/kg | 0.195 | 0.098 | 1 |
| Cl6-BZ#154-Cal | 3.17 | | ug/kg | 0.195 | 0.098 | 1 |
| Cl4-BZ#78 | ND | | ug/kg | 0.195 | 0.098 | 1 |
| Cl5-BZ#87/#111 | 18.8 | | ug/kg | 0.390 | 0.195 | 1 |
| Cl6-BZ#136 | 7.71 | | ug/kg | 0.195 | 0.098 | 1 |
| Cl5-BZ#117 | 3.83 | | ug/kg | 0.195 | 0.098 | 1 |
| Cl5-BZ#115 | 1.70 | | ug/kg | 0.195 | 0.098 | 1 |

**Project Name:** NEW BEDFORD HARBOR-LTM **Lab Number:** L2041490

**Project Number:** 60597627 **Report Date:** 10/21/20

## SAMPLE RESULTS

Lab ID: L2041490-12 Date Collected: 09/29/20 10:13

Client ID: S-249-20FSP20-01 Date Received: 09/30/20

Sample Location: NEW BEDFORD, MA Field Prep: Not Specified

Sample Depth:

| Parameter | Result | Qualifier | Units | RL | MDL | Dilution Factor |
|---|---|---|---|---|---|---|
| PCB Congeners/Homologs - Mansfield Lab | | | | | | |
| Cl5-BZ#85 | 14.6 | | ug/kg | 0.195 | 0.098 | 1 |
| Cl5-BZ#120 | 1.03 | | ug/kg | 0.195 | 0.098 | 1 |
| Cl5-BZ#110 | 118 | | ug/kg | 0.195 | 0.098 | 1 |
| Cl4-BZ#81 | ND | | ug/kg | 0.195 | 0.098 | 1 |
| Cl6-BZ#151 | 9.27 | | ug/kg | 0.195 | 0.098 | 1 |
| Cl6-BZ#135 | 9.71 | | ug/kg | 0.195 | 0.098 | 1 |
| Cl5-BZ#82 | 6.03 | | ug/kg | 0.195 | 0.098 | 1 |
| Cl6-BZ#144 | 1.95 | | ug/kg | 0.195 | 0.098 | 1 |
| Cl6-BZ#147/#149 | 72.5 | | ug/kg | 0.390 | 0.195 | 1 |
| Cl4-BZ#77 | 8.93 | | ug/kg | 0.195 | 0.098 | 1 |
| Cl6-BZ#143/#139 | 1.70 | | ug/kg | 0.390 | 0.195 | 1 |
| Cl5-BZ#124 | 3.25 | | ug/kg | 0.195 | 0.098 | 1 |
| Cl6-BZ#140 | 0.557 | | ug/kg | 0.195 | 0.098 | 1 |
| Cl5-BZ#108 | ND | | ug/kg | 0.195 | 0.098 | 1 |
| Cl5-BZ#107/#123 | 10.8 | | ug/kg | 0.390 | 0.195 | 1 |
| Cl7-BZ#188-Cal/RTW | 0.188 | J | ug/kg | 0.195 | 0.098 | 1 |
| Cl6-BZ#134 | 4.48 | | ug/kg | 0.195 | 0.098 | 1 |
| Cl5-BZ#106 | ND | | ug/kg | 0.195 | 0.098 | 1 |
| Cl6-BZ#133 | 1.55 | | ug/kg | 0.195 | 0.098 | 1 |
| Cl6-BZ#142 | ND | | ug/kg | 0.195 | 0.098 | 1 |
| Cl5-BZ#118 | 117 | | ug/kg | 0.195 | 0.098 | 1 |
| Cl6-BZ#131 | 1.17 | | ug/kg | 0.195 | 0.098 | 1 |
| Cl7-BZ#184 | ND | | ug/kg | 0.195 | 0.098 | 1 |
| Cl6-BZ#165 | ND | | ug/kg | 0.195 | 0.098 | 1 |
| Cl6-BZ#146 | 15.1 | | ug/kg | 0.195 | 0.098 | 1 |
| Cl6-BZ#161 | ND | | ug/kg | 0.195 | 0.098 | 1 |
| Cl5-BZ#122 | 1.14 | | ug/kg | 0.195 | 0.098 | 1 |
| Cl6-BZ#168 | ND | | ug/kg | 0.195 | 0.098 | 1 |
| Cl5-BZ#114 | 3.10 | | ug/kg | 0.195 | 0.098 | 1 |
| Cl6-BZ#153 | 85.1 | | ug/kg | 0.195 | 0.098 | 1 |
| Cl6-BZ#132 | 22.8 | | ug/kg | 0.195 | 0.098 | 1 |
| Cl7-BZ#179 | 2.77 | | ug/kg | 0.195 | 0.098 | 1 |
| Cl6-BZ#141 | 7.30 | | ug/kg | 0.195 | 0.098 | 1 |
| Cl7-BZ#176 | 0.919 | | ug/kg | 0.195 | 0.098 | 1 |
| Cl5-BZ#105 | 30.1 | | ug/kg | 0.195 | 0.098 | 1 |
| Cl6-BZ#137 | 5.21 | | ug/kg | 0.195 | 0.098 | 1 |
| Cl5-BZ#127 | ND | | ug/kg | 0.195 | 0.098 | 1 |

**Project Name:** NEW BEDFORD HARBOR-LTM **Lab Number:** L2041490

**Project Number:** 60597627 **Report Date:** 10/21/20

## SAMPLE RESULTS

Lab ID: L2041490-12 Date Collected: 09/29/20 10:13

Client ID: S-249-20FSP20-01 Date Received: 09/30/20

Sample Location: NEW BEDFORD, MA Field Prep: Not Specified

Sample Depth:

| Parameter | Result | Qualifier | Units | RL | MDL | Dilution Factor |
|---|---|---|---|---|---|---|
| PCB Congeners/Homologs - Mansfield Lab | | | | | | |
| Cl7-BZ#186 | ND | | ug/kg | 0.195 | 0.098 | 1 |
| Cl6-BZ#130/#164 | 13.4 | | ug/kg | 0.390 | 0.195 | 1 |
| Cl7-BZ#178 | 1.81 | | ug/kg | 0.195 | 0.098 | 1 |
| Cl6-BZ#138 | 55.0 | | ug/kg | 0.195 | 0.098 | 1 |
| Cl6-BZ#163/#160 | 24.6 | | ug/kg | 0.390 | 0.195 | 1 |
| Cl6-BZ#129/#158 | 14.1 | | ug/kg | 0.390 | 0.195 | 1 |
| Cl7-BZ#182/#175 | 0.440 | | ug/kg | 0.390 | 0.195 | 1 |
| Cl7-BZ#187 | 10.5 | | ug/kg | 0.195 | 0.098 | 1 |
| Cl7-BZ#183 | 4.77 | | ug/kg | 0.195 | 0.098 | 1 |
| Cl6-BZ#166 | 0.617 | | ug/kg | 0.195 | 0.098 | 1 |
| Cl6-BZ#159 | ND | | ug/kg | 0.195 | 0.098 | 1 |
| Cl5-BZ#126 | 0.670 | | ug/kg | 0.195 | 0.098 | 1 |
| Cl7-BZ#185 | 0.582 | | ug/kg | 0.195 | 0.098 | 1 |
| Cl6-BZ#162 | 0.684 | | ug/kg | 0.195 | 0.098 | 1 |
| Cl7-BZ#174 | 4.47 | | ug/kg | 0.195 | 0.098 | 1 |
| Cl6-BZ#128 | 17.8 | | ug/kg | 0.195 | 0.098 | 1 |
| Cl8-BZ#202 | 0.838 | | ug/kg | 0.195 | 0.098 | 1 |
| Cl6-BZ#167 | 4.89 | | ug/kg | 0.195 | 0.098 | 1 |
| Cl7-BZ#181 | 0.459 | | ug/kg | 0.195 | 0.098 | 1 |
| Cl7-BZ#177 | 4.60 | | ug/kg | 0.195 | 0.098 | 1 |
| Cl8-BZ#204/#200-CAL | 0.613 | | ug/kg | 0.390 | 0.195 | 1 |
| Cl7-BZ#171 | 2.88 | | ug/kg | 0.195 | 0.098 | 1 |
| Cl7-BZ#173 | ND | | ug/kg | 0.195 | 0.098 | 1 |
| Cl8-BZ#197 | ND | | ug/kg | 0.195 | 0.098 | 1 |
| Cl7-BZ#172 | 2.12 | | ug/kg | 0.195 | 0.098 | 1 |
| Cl7-BZ#192 | ND | | ug/kg | 0.195 | 0.098 | 1 |
| Cl6-BZ#156 | 11.0 | | ug/kg | 0.195 | 0.098 | 1 |
| Cl6-BZ#157 | 2.99 | | ug/kg | 0.195 | 0.098 | 1 |
| Cl7-BZ#180 | 12.3 | | ug/kg | 0.195 | 0.098 | 1 |
| Cl7-BZ#193 | 0.841 | | ug/kg | 0.195 | 0.098 | 1 |
| Cl8-BZ#199 | 0.422 | | ug/kg | 0.195 | 0.098 | 1 |
| Cl7-BZ#191 | 0.498 | | ug/kg | 0.195 | 0.098 | 1 |
| Cl8-BZ#198 | ND | | ug/kg | 0.195 | 0.098 | 1 |
| Cl8-BZ#201 | 2.31 | | ug/kg | 0.195 | 0.098 | 1 |
| Cl7-BZ#170 | 10.0 | | ug/kg | 0.195 | 0.098 | 1 |
| Cl7-BZ#190 | 1.79 | | ug/kg | 0.195 | 0.098 | 1 |
| Cl8-BZ#196 | 1.14 | | ug/kg | 0.195 | 0.098 | 1 |

**Project Name:** NEW BEDFORD HARBOR-LTM **Lab Number:** L2041490

**Project Number:** 60597627 **Report Date:** 10/21/20

## SAMPLE RESULTS

Lab ID: L2041490-12 Date Collected: 09/29/20 10:13

Client ID: S-249-20FSP20-01 Date Received: 09/30/20

Sample Location: NEW BEDFORD, MA Field Prep: Not Specified

Sample Depth:

| Parameter | Result | Qualifier | Units | RL | MDL | Dilution Factor |
|---|---|---|---|---|---|---|
| PCB Congeners/Homologs - Mansfield Lab | | | | | | |
| Cl8-BZ#203 | 1.48 | | ug/kg | 0.195 | 0.098 | 1 |
| Cl6-BZ#169 | ND | | ug/kg | 0.195 | 0.098 | 1 |
| Cl9-BZ#208 | 0.543 | | ug/kg | 0.195 | 0.098 | 1 |
| Cl9-BZ#207 | 0.266 | | ug/kg | 0.195 | 0.098 | 1 |
| Cl7-BZ#189 | 1.09 | | ug/kg | 0.195 | 0.098 | 1 |
| Cl8-BZ#195 | 0.855 | | ug/kg | 0.195 | 0.098 | 1 |
| Cl8-BZ#194 | 2.82 | | ug/kg | 0.195 | 0.098 | 1 |
| Cl8-BZ#205 | ND | | ug/kg | 0.195 | 0.098 | 1 |
| Cl9-BZ#206-Cal/RTW | 1.60 | | ug/kg | 0.195 | 0.098 | 1 |
| Cl10-BZ#209-Cal/RTW | 0.778 | | ug/kg | 0.195 | 0.098 | 1 |
| Monochlorobiphenyls | 1.62 | | ug/kg | 0.195 | 0.098 | 1 |
| Dichlorobiphenyls | 61.7 | | ug/kg | 0.195 | 0.098 | 1 |
| Trichlorobiphenyls | 389 | | ug/kg | 0.195 | 0.098 | 1 |
| Tetrachlorobiphenyls | 583 | | ug/kg | 0.195 | 0.098 | 1 |
| Pentachlorobiphenyls | 675 | | ug/kg | 0.195 | 0.098 | 1 |
| Hexachlorobiphenyls | 395 | | ug/kg | 0.195 | 0.098 | 1 |
| Heptachlorobiphenyls | 63.0 | | ug/kg | 0.195 | 0.098 | 1 |
| Octachlorobiphenyls | 10.5 | | ug/kg | 0.195 | 0.098 | 1 |
| Nonachlorobiphenyls | 2.41 | | ug/kg | 0.195 | 0.098 | 1 |
| Decachlorobiphenyl | 0.778 | | ug/kg | 0.195 | 0.098 | 1 |
| Total PCB | 2180 | | ug/kg | 0.195 | NA | 1 |

| Surrogate | % Recovery | Qualifier | Acceptance Criteria |
|---|---|---|---|
| Cl3-BZ#19-C13 (surr) | 78 | | 50-125 |
| Cl8-BZ#202-C13 (surr) | 90 | | 50-125 |

**Project Name:** NEW BEDFORD HARBOR-LTM
**Project Number:** 60597627
**Lab Number:** L2041490
**Report Date:** 10/21/20

## SAMPLE RESULTS

Lab ID: L2041490-13
Client ID: S-253-20FSP20-01
Sample Location: NEW BEDFORD, MA

Date Collected: 09/29/20 08:52
Date Received: 09/30/20
Field Prep: Not Specified

Sample Depth:
Matrix: Sediment
Analytical Method: 105,8270D-SIM/680(M)
Analytical Date: 10/20/20 16:55
Analyst: SV
Percent Solids: 98%

Extraction Method: EPA 3570
Extraction Date: 10/12/20 11:31
Cleanup Method: EPA 3630
Cleanup Date: 10/13/20

| Parameter | Result | Qualifier | Units | RL | MDL | Dilution Factor |
|---|---|---|---|---|---|---|
| PCB Congeners/Homologs - Mansfield Lab | | | | | | |
| Cl1-BZ#1-Cal/RTW | 0.551 | | ug/kg | 0.196 | 0.098 | 1 |
| Cl1-BZ#2 | 0.222 | | ug/kg | 0.196 | 0.098 | 1 |
| Cl1-BZ#3 | 0.716 | | ug/kg | 0.196 | 0.098 | 1 |
| Cl2-BZ#4/#10 | 1.80 | | ug/kg | 0.393 | 0.196 | 1 |
| Cl2-BZ#9 | 0.685 | | ug/kg | 0.196 | 0.098 | 1 |
| Cl2-BZ#7 | 0.537 | | ug/kg | 0.196 | 0.098 | 1 |
| Cl2-BZ#6 | 7.75 | | ug/kg | 0.196 | 0.098 | 1 |
| Cl2-BZ#5 | ND | | ug/kg | 0.196 | 0.098 | 1 |
| Cl2-BZ#8 | 12.2 | | ug/kg | 0.196 | 0.098 | 1 |
| Cl3-BZ#19 | 1.11 | | ug/kg | 0.196 | 0.098 | 1 |
| Cl2-BZ#14 | ND | | ug/kg | 0.196 | 0.098 | 1 |
| Cl3-BZ#30 | ND | | ug/kg | 0.196 | 0.098 | 1 |
| Cl3-BZ#18 | 20.7 | | ug/kg | 0.196 | 0.098 | 1 |
| Cl2-BZ#11 | 3.54 | | ug/kg | 0.196 | 0.098 | 1 |
| Cl3-BZ#17 | 10.9 | | ug/kg | 0.196 | 0.098 | 1 |
| Cl2-BZ#12 | 0.479 | | ug/kg | 0.196 | 0.098 | 1 |
| Cl3-BZ#27 | 3.53 | | ug/kg | 0.196 | 0.098 | 1 |
| Cl2-BZ#13 | 8.88 | | ug/kg | 0.393 | 0.196 | 1 |
| Cl3-BZ#24 | 0.242 | | ug/kg | 0.196 | 0.098 | 1 |
| Cl3-BZ#16 | 3.58 | | ug/kg | 0.196 | 0.098 | 1 |
| Cl3-BZ#32 | 7.50 | | ug/kg | 0.196 | 0.098 | 1 |
| Cl2-BZ#15 | 15.7 | | ug/kg | 0.196 | 0.098 | 1 |
| Cl3-BZ#34 | 0.723 | | ug/kg | 0.196 | 0.098 | 1 |
| Cl3-BZ#23 | ND | | ug/kg | 0.196 | 0.098 | 1 |
| Cl4-BZ#54 | ND | | ug/kg | 0.196 | 0.098 | 1 |
| Cl3-BZ#29-Cal | ND | | ug/kg | 0.196 | 0.098 | 1 |
| Cl4-BZ#50-Cal | ND | | ug/kg | 0.196 | 0.098 | 1 |
| Cl3-BZ#26 | 46.1 | | ug/kg | 0.196 | 0.098 | 1 |

**Project Name:** NEW BEDFORD HARBOR-LTM **Lab Number:** L2041490

**Project Number:** 60597627 **Report Date:** 10/21/20

## SAMPLE RESULTS

Lab ID: L2041490-13 Date Collected: 09/29/20 08:52

Client ID: S-253-20FSP20-01 Date Received: 09/30/20

Sample Location: NEW BEDFORD, MA Field Prep: Not Specified

Sample Depth:

| Parameter | Result | Qualifier | Units | RL | MDL | Dilution Factor |
|---|---|---|---|---|---|---|
| PCB Congeners/Homologs - Mansfield Lab | | | | | | |
| Cl3-BZ#25 | 28.4 | | ug/kg | 0.196 | 0.098 | 1 |
| Cl4-BZ#53 | 8.07 | | ug/kg | 0.196 | 0.098 | 1 |
| Cl3-BZ#-31 | 73.6 | | ug/kg | 0.196 | 0.098 | 1 |
| Cl3-BZ#28 | 79.7 | | ug/kg | 0.196 | 0.098 | 1 |
| Cl3-BZ#33 | 10.8 | | ug/kg | 0.196 | 0.098 | 1 |
| Cl4-BZ#51 | 3.08 | | ug/kg | 0.196 | 0.098 | 1 |
| Cl3-BZ#21/#20 | 4.06 | | ug/kg | 0.393 | 0.196 | 1 |
| Cl4-BZ#45 | 4.14 | | ug/kg | 0.196 | 0.098 | 1 |
| Cl3-BZ#22 | 14.7 | | ug/kg | 0.196 | 0.098 | 1 |
| Cl4-BZ#73/#46 | 1.90 | | ug/kg | 0.393 | 0.196 | 1 |
| Cl4-BZ#69 | 0.498 | | ug/kg | 0.196 | 0.098 | 1 |
| Cl4-BZ#43 | 1.25 | | ug/kg | 0.196 | 0.098 | 1 |
| Cl3-BZ#36 | ND | | ug/kg | 0.196 | 0.098 | 1 |
| Cl4-BZ#52 | 86.9 | | ug/kg | 0.196 | 0.098 | 1 |
| Cl4-BZ#48 | 4.72 | | ug/kg | 0.196 | 0.098 | 1 |
| Cl4-BZ#49 | 90.5 | | ug/kg | 0.196 | 0.098 | 1 |
| Cl5-BZ#104 | ND | | ug/kg | 0.196 | 0.098 | 1 |
| Cl4-BZ#47 | 33.0 | | ug/kg | 0.196 | 0.098 | 1 |
| Cl4-BZ#65/#75/#62 | 1.86 | | ug/kg | 0.590 | 0.295 | 1 |
| Cl3-BZ#39 | ND | | ug/kg | 0.196 | 0.098 | 1 |
| Cl3-BZ#38 | ND | | ug/kg | 0.196 | 0.098 | 1 |
| Cl4-BZ#44 | 32.4 | | ug/kg | 0.196 | 0.098 | 1 |
| Cl4-BZ#59 | 5.81 | | ug/kg | 0.196 | 0.098 | 1 |
| Cl4-BZ#42 | 15.0 | | ug/kg | 0.196 | 0.098 | 1 |
| Cl4-BZ#71 | 13.0 | | ug/kg | 0.196 | 0.098 | 1 |
| Cl3-BZ#35 | 1.26 | | ug/kg | 0.196 | 0.098 | 1 |
| Cl4-BZ#41 | 1.40 | | ug/kg | 0.196 | 0.098 | 1 |
| Cl4-BZ#72 | 3.73 | | ug/kg | 0.196 | 0.098 | 1 |
| Cl5-BZ#96 | 0.490 | | ug/kg | 0.196 | 0.098 | 1 |
| Cl5-BZ#103 | 2.26 | | ug/kg | 0.196 | 0.098 | 1 |
| Cl4-BZ#68/#64 | 26.0 | | ug/kg | 0.393 | 0.196 | 1 |
| Cl4-BZ#40 | 5.32 | | ug/kg | 0.196 | 0.098 | 1 |
| Cl3-BZ#37 | 14.9 | | ug/kg | 0.196 | 0.098 | 1 |
| Cl5-BZ#100 | 2.11 | | ug/kg | 0.196 | 0.098 | 1 |
| Cl5-BZ#94 | 0.514 | | ug/kg | 0.196 | 0.098 | 1 |
| Cl4-BZ#57 | 1.88 | | ug/kg | 0.196 | 0.098 | 1 |
| Cl4-BZ#67/#58 | 6.89 | | ug/kg | 0.393 | 0.196 | 1 |

**Project Name:** NEW BEDFORD HARBOR-LTM **Lab Number:** L2041490

**Project Number:** 60597627 **Report Date:** 10/21/20

## SAMPLE RESULTS

Lab ID: L2041490-13 Date Collected: 09/29/20 08:52

Client ID: S-253-20FSP20-01 Date Received: 09/30/20

Sample Location: NEW BEDFORD, MA Field Prep: Not Specified

Sample Depth:

| Parameter | Result | Qualifier | Units | RL | MDL | Dilution Factor |
|---|---|---|---|---|---|---|
| PCB Congeners/Homologs - Mansfield Lab | | | | | | |
| Cl5-BZ#102 | 3.38 | | ug/kg | 0.196 | 0.098 | 1 |
| Cl4-BZ#61 | ND | | ug/kg | 0.196 | 0.098 | 1 |
| Cl5-BZ#98 | 0.618 | | ug/kg | 0.196 | 0.098 | 1 |
| Cl4-BZ#76 | ND | | ug/kg | 0.196 | 0.098 | 1 |
| Cl5-BZ#93 | ND | | ug/kg | 0.196 | 0.098 | 1 |
| Cl4-BZ#63 | 3.54 | | ug/kg | 0.196 | 0.098 | 1 |
| Cl5-BZ#121/#95/#88 | 43.3 | | ug/kg | 0.590 | 0.295 | 1 |
| Cl4-BZ#74 | 29.7 | | ug/kg | 0.196 | 0.098 | 1 |
| Cl6-BZ#155 | ND | | ug/kg | 0.196 | 0.098 | 1 |
| Cl4-BZ#70 | 44.5 | | ug/kg | 0.196 | 0.098 | 1 |
| Cl5-BZ#91 | 22.2 | | ug/kg | 0.196 | 0.098 | 1 |
| Cl4-BZ#66 | 51.7 | | ug/kg | 0.196 | 0.098 | 1 |
| Cl4-BZ#80 | ND | | ug/kg | 0.196 | 0.098 | 1 |
| Cl4-BZ#55 | ND | | ug/kg | 0.196 | 0.098 | 1 |
| Cl5-BZ#92 | 18.9 | | ug/kg | 0.196 | 0.098 | 1 |
| Cl5-BZ#89/#84 | 16.1 | | ug/kg | 0.393 | 0.196 | 1 |
| Cl5-BZ#101/#90 | 92.2 | | ug/kg | 0.393 | 0.196 | 1 |
| Cl4-BZ#56 | 16.9 | | ug/kg | 0.196 | 0.098 | 1 |
| Cl5-BZ#113 | 1.18 | | ug/kg | 0.196 | 0.098 | 1 |
| Cl5-BZ#99 | 66.6 | | ug/kg | 0.196 | 0.098 | 1 |
| Cl6-BZ#150 | 0.470 | | ug/kg | 0.196 | 0.098 | 1 |
| Cl4-BZ#60 | 10.0 | | ug/kg | 0.196 | 0.098 | 1 |
| Cl6-BZ#152 | 0.102 | J | ug/kg | 0.196 | 0.098 | 1 |
| Cl5-BZ#119 | 7.05 | | ug/kg | 0.196 | 0.098 | 1 |
| Cl5-BZ#83/#125/#112 | 3.79 | | ug/kg | 0.590 | 0.295 | 1 |
| Cl5-BZ#86/#109 | ND | | ug/kg | 0.393 | 0.196 | 1 |
| Cl6-BZ#145 | ND | | ug/kg | 0.196 | 0.098 | 1 |
| Cl5-BZ#97 | 31.3 | | ug/kg | 0.196 | 0.098 | 1 |
| Cl6-BZ#148 | 0.225 | | ug/kg | 0.196 | 0.098 | 1 |
| Cl4-BZ#79 | ND | | ug/kg | 0.196 | 0.098 | 1 |
| Cl5-BZ#116 | ND | | ug/kg | 0.196 | 0.098 | 1 |
| Cl6-BZ#154-Cal | 2.98 | | ug/kg | 0.196 | 0.098 | 1 |
| Cl4-BZ#78 | ND | | ug/kg | 0.196 | 0.098 | 1 |
| Cl5-BZ#87/#111 | 17.9 | | ug/kg | 0.393 | 0.196 | 1 |
| Cl6-BZ#136 | 7.54 | | ug/kg | 0.196 | 0.098 | 1 |
| Cl5-BZ#117 | 3.42 | | ug/kg | 0.196 | 0.098 | 1 |
| Cl5-BZ#115 | 1.47 | | ug/kg | 0.196 | 0.098 | 1 |

**Project Name:** NEW BEDFORD HARBOR-LTM **Lab Number:** L2041490

**Project Number:** 60597627 **Report Date:** 10/21/20

## SAMPLE RESULTS

Lab ID: L2041490-13 Date Collected: 09/29/20 08:52

Client ID: S-253-20FSP20-01 Date Received: 09/30/20

Sample Location: NEW BEDFORD, MA Field Prep: Not Specified

Sample Depth:

| Parameter | Result | Qualifier | Units | RL | MDL | Dilution Factor |
|---|---|---|---|---|---|---|
| PCB Congeners/Homologs - Mansfield Lab | | | | | | |
| Cl5-BZ#85 | 13.4 | | ug/kg | 0.196 | 0.098 | 1 |
| Cl5-BZ#120 | 0.919 | | ug/kg | 0.196 | 0.098 | 1 |
| Cl5-BZ#110 | 106 | | ug/kg | 0.196 | 0.098 | 1 |
| Cl4-BZ#81 | ND | | ug/kg | 0.196 | 0.098 | 1 |
| Cl6-BZ#151 | 9.31 | | ug/kg | 0.196 | 0.098 | 1 |
| Cl6-BZ#135 | 8.84 | | ug/kg | 0.196 | 0.098 | 1 |
| Cl5-BZ#82 | 5.36 | | ug/kg | 0.196 | 0.098 | 1 |
| Cl6-BZ#144 | 1.91 | | ug/kg | 0.196 | 0.098 | 1 |
| Cl6-BZ#147/#149 | 68.8 | | ug/kg | 0.393 | 0.196 | 1 |
| Cl4-BZ#77 | 7.06 | | ug/kg | 0.196 | 0.098 | 1 |
| Cl6-BZ#143/#139 | 1.77 | | ug/kg | 0.393 | 0.196 | 1 |
| Cl5-BZ#124 | 2.86 | | ug/kg | 0.196 | 0.098 | 1 |
| Cl6-BZ#140 | 0.393 | | ug/kg | 0.196 | 0.098 | 1 |
| Cl5-BZ#108 | ND | | ug/kg | 0.196 | 0.098 | 1 |
| Cl5-BZ#107/#123 | 9.25 | | ug/kg | 0.393 | 0.196 | 1 |
| Cl7-BZ#188-Cal/RTW | 0.130 | J | ug/kg | 0.196 | 0.098 | 1 |
| Cl6-BZ#134 | 4.34 | | ug/kg | 0.196 | 0.098 | 1 |
| Cl5-BZ#106 | ND | | ug/kg | 0.196 | 0.098 | 1 |
| Cl6-BZ#133 | 1.56 | | ug/kg | 0.196 | 0.098 | 1 |
| Cl6-BZ#142 | ND | | ug/kg | 0.196 | 0.098 | 1 |
| Cl5-BZ#118 | 104 | | ug/kg | 0.196 | 0.098 | 1 |
| Cl6-BZ#131 | 1.09 | | ug/kg | 0.196 | 0.098 | 1 |
| Cl7-BZ#184 | ND | | ug/kg | 0.196 | 0.098 | 1 |
| Cl6-BZ#165 | ND | | ug/kg | 0.196 | 0.098 | 1 |
| Cl6-BZ#146 | 13.9 | | ug/kg | 0.196 | 0.098 | 1 |
| Cl6-BZ#161 | ND | | ug/kg | 0.196 | 0.098 | 1 |
| Cl5-BZ#122 | 0.806 | | ug/kg | 0.196 | 0.098 | 1 |
| Cl6-BZ#168 | ND | | ug/kg | 0.196 | 0.098 | 1 |
| Cl5-BZ#114 | 3.02 | | ug/kg | 0.196 | 0.098 | 1 |
| Cl6-BZ#153 | 79.1 | | ug/kg | 0.196 | 0.098 | 1 |
| Cl6-BZ#132 | 20.8 | | ug/kg | 0.196 | 0.098 | 1 |
| Cl7-BZ#179 | 2.74 | | ug/kg | 0.196 | 0.098 | 1 |
| Cl6-BZ#141 | 7.00 | | ug/kg | 0.196 | 0.098 | 1 |
| Cl7-BZ#176 | 0.890 | | ug/kg | 0.196 | 0.098 | 1 |
| Cl5-BZ#105 | 27.2 | | ug/kg | 0.196 | 0.098 | 1 |
| Cl6-BZ#137 | 4.84 | | ug/kg | 0.196 | 0.098 | 1 |
| Cl5-BZ#127 | ND | | ug/kg | 0.196 | 0.098 | 1 |

**Project Name:** NEW BEDFORD HARBOR-LTM **Lab Number:** L2041490

**Project Number:** 60597627 **Report Date:** 10/21/20

## SAMPLE RESULTS

Lab ID: L2041490-13 Date Collected: 09/29/20 08:52

Client ID: S-253-20FSP20-01 Date Received: 09/30/20

Sample Location: NEW BEDFORD, MA Field Prep: Not Specified

Sample Depth:

| Parameter | Result | Qualifier | Units | RL | MDL | Dilution Factor |
|---|---|---|---|---|---|---|
| PCB Congeners/Homologs - Mansfield Lab | | | | | | |
| Cl7-BZ#186 | ND | | ug/kg | 0.196 | 0.098 | 1 |
| Cl6-BZ#130/#164 | 12.6 | | ug/kg | 0.393 | 0.196 | 1 |
| Cl7-BZ#178 | 1.90 | | ug/kg | 0.196 | 0.098 | 1 |
| Cl6-BZ#138 | 53.7 | | ug/kg | 0.196 | 0.098 | 1 |
| Cl6-BZ#163/#160 | 23.7 | | ug/kg | 0.393 | 0.196 | 1 |
| Cl6-BZ#129/#158 | 13.6 | | ug/kg | 0.393 | 0.196 | 1 |
| Cl7-BZ#182/#175 | 0.476 | | ug/kg | 0.393 | 0.196 | 1 |
| Cl7-BZ#187 | 10.0 | | ug/kg | 0.196 | 0.098 | 1 |
| Cl7-BZ#183 | 4.60 | | ug/kg | 0.196 | 0.098 | 1 |
| Cl6-BZ#166 | 0.651 | | ug/kg | 0.196 | 0.098 | 1 |
| Cl6-BZ#159 | ND | | ug/kg | 0.196 | 0.098 | 1 |
| Cl5-BZ#126 | 0.780 | | ug/kg | 0.196 | 0.098 | 1 |
| Cl7-BZ#185 | 0.591 | | ug/kg | 0.196 | 0.098 | 1 |
| Cl6-BZ#162 | 0.587 | | ug/kg | 0.196 | 0.098 | 1 |
| Cl7-BZ#174 | 4.36 | | ug/kg | 0.196 | 0.098 | 1 |
| Cl6-BZ#128 | 17.2 | | ug/kg | 0.196 | 0.098 | 1 |
| Cl8-BZ#202 | 0.857 | | ug/kg | 0.196 | 0.098 | 1 |
| Cl6-BZ#167 | 4.75 | | ug/kg | 0.196 | 0.098 | 1 |
| Cl7-BZ#181 | 0.300 | | ug/kg | 0.196 | 0.098 | 1 |
| Cl7-BZ#177 | 4.18 | | ug/kg | 0.196 | 0.098 | 1 |
| Cl8-BZ#204/#200-CAL | 0.523 | | ug/kg | 0.393 | 0.196 | 1 |
| Cl7-BZ#171 | 2.66 | | ug/kg | 0.196 | 0.098 | 1 |
| Cl7-BZ#173 | ND | | ug/kg | 0.196 | 0.098 | 1 |
| Cl8-BZ#197 | ND | | ug/kg | 0.196 | 0.098 | 1 |
| Cl7-BZ#172 | 1.75 | | ug/kg | 0.196 | 0.098 | 1 |
| Cl7-BZ#192 | ND | | ug/kg | 0.196 | 0.098 | 1 |
| Cl6-BZ#156 | 9.90 | | ug/kg | 0.196 | 0.098 | 1 |
| Cl6-BZ#157 | 2.99 | | ug/kg | 0.196 | 0.098 | 1 |
| Cl7-BZ#180 | 11.5 | | ug/kg | 0.196 | 0.098 | 1 |
| Cl7-BZ#193 | 1.00 | | ug/kg | 0.196 | 0.098 | 1 |
| Cl8-BZ#199 | ND | | ug/kg | 0.196 | 0.098 | 1 |
| Cl7-BZ#191 | 0.445 | | ug/kg | 0.196 | 0.098 | 1 |
| Cl8-BZ#198 | ND | | ug/kg | 0.196 | 0.098 | 1 |
| Cl8-BZ#201 | 2.40 | | ug/kg | 0.196 | 0.098 | 1 |
| Cl7-BZ#170 | 9.61 | | ug/kg | 0.196 | 0.098 | 1 |
| Cl7-BZ#190 | 1.62 | | ug/kg | 0.196 | 0.098 | 1 |
| Cl8-BZ#196 | 1.20 | | ug/kg | 0.196 | 0.098 | 1 |

**Project Name:** NEW BEDFORD HARBOR-LTM **Lab Number:** L2041490

**Project Number:** 60597627 **Report Date:** 10/21/20

## SAMPLE RESULTS

Lab ID: L2041490-13 Date Collected: 09/29/20 08:52

Client ID: S-253-20FSP20-01 Date Received: 09/30/20

Sample Location: NEW BEDFORD, MA Field Prep: Not Specified

Sample Depth:

| Parameter | Result | Qualifier | Units | RL | MDL | Dilution Factor |
|---|---|---|---|---|---|---|
| PCB Congeners/Homologs - Mansfield Lab | | | | | | |
| Cl8-BZ#203 | 1.22 | | ug/kg | 0.196 | 0.098 | 1 |
| Cl6-BZ#169 | ND | | ug/kg | 0.196 | 0.098 | 1 |
| Cl9-BZ#208 | 0.510 | | ug/kg | 0.196 | 0.098 | 1 |
| Cl9-BZ#207 | 0.210 | | ug/kg | 0.196 | 0.098 | 1 |
| Cl7-BZ#189 | 1.17 | | ug/kg | 0.196 | 0.098 | 1 |
| Cl8-BZ#195 | 1.16 | | ug/kg | 0.196 | 0.098 | 1 |
| Cl8-BZ#194 | 3.10 | | ug/kg | 0.196 | 0.098 | 1 |
| Cl8-BZ#205 | ND | | ug/kg | 0.196 | 0.098 | 1 |
| Cl9-BZ#206-Cal/RTW | 1.28 | | ug/kg | 0.196 | 0.098 | 1 |
| Cl10-BZ#209-Cal/RTW | 0.690 | | ug/kg | 0.196 | 0.098 | 1 |
| Monochlorobiphenyls | 1.49 | | ug/kg | 0.196 | 0.098 | 1 |
| Dichlorobiphenyls | 51.6 | | ug/kg | 0.196 | 0.098 | 1 |
| Trichlorobiphenyls | 322 | | ug/kg | 0.196 | 0.098 | 1 |
| Tetrachlorobiphenyls | 511 | | ug/kg | 0.196 | 0.098 | 1 |
| Pentachlorobiphenyls | 608 | | ug/kg | 0.196 | 0.098 | 1 |
| Hexachlorobiphenyls | 375 | | ug/kg | 0.196 | 0.098 | 1 |
| Heptachlorobiphenyls | 59.9 | | ug/kg | 0.196 | 0.098 | 1 |
| Octachlorobiphenyls | 10.5 | | ug/kg | 0.196 | 0.098 | 1 |
| Nonachlorobiphenyls | 2.00 | | ug/kg | 0.196 | 0.098 | 1 |
| Decachlorobiphenyl | 0.690 | | ug/kg | 0.196 | 0.098 | 1 |
| Total PCB | 1940 | | ug/kg | 0.196 | NA | 1 |

| Surrogate | % Recovery | Qualifier | Acceptance Criteria |
|---|---|---|---|
| Cl3-BZ#19-C13 (surr) | 69 | | 50-125 |
| Cl8-BZ#202-C13 (surr) | 74 | | 50-125 |

**Project Name:** NEW BEDFORD HARBOR-LTM
**Project Number:** 60597627

**Lab Number:** L2041490
**Report Date:** 10/21/20

# Method Blank Analysis
## Batch Quality Control

Analytical Method: 105,8270D-SIM/680(M)
Analytical Date: 10/19/20 16:44
Analyst: SV

Extraction Method: EPA 3570
Extraction Date: 10/12/20 11:30
Cleanup Method: EPA 3630
Cleanup Date: 10/13/20

| Parameter | Result | Qualifier | Units | RL | MDL |
|---|---|---|---|---|---|
| PCB Congeners/Homologs - Mansfield Lab for sample(s): 01-13 Batch: WG1421004-1 | | | | | |
| Cl1-BZ#1-Cal/RTW | ND | | ug/kg | 0.200 | 0.100 |
| Cl1-BZ#2 | ND | | ug/kg | 0.200 | 0.100 |
| Cl1-BZ#3 | ND | | ug/kg | 0.200 | 0.100 |
| Cl2-BZ#4/#10 | ND | | ug/kg | 0.400 | 0.200 |
| Cl2-BZ#9 | ND | | ug/kg | 0.200 | 0.100 |
| Cl2-BZ#7 | ND | | ug/kg | 0.200 | 0.100 |
| Cl2-BZ#6 | ND | | ug/kg | 0.200 | 0.100 |
| Cl2-BZ#5 | ND | | ug/kg | 0.200 | 0.100 |
| Cl2-BZ#8 | ND | | ug/kg | 0.200 | 0.100 |
| Cl3-BZ#19 | ND | | ug/kg | 0.200 | 0.100 |
| Cl2-BZ#14 | ND | | ug/kg | 0.200 | 0.100 |
| Cl3-BZ#30 | ND | | ug/kg | 0.200 | 0.100 |
| Cl3-BZ#18 | ND | | ug/kg | 0.200 | 0.100 |
| Cl2-BZ#11 | ND | | ug/kg | 0.200 | 0.100 |
| Cl3-BZ#17 | ND | | ug/kg | 0.200 | 0.100 |
| Cl2-BZ#12 | ND | | ug/kg | 0.200 | 0.100 |
| Cl3-BZ#27 | ND | | ug/kg | 0.200 | 0.100 |
| Cl2-BZ#13 | ND | | ug/kg | 0.400 | 0.200 |
| Cl3-BZ#24 | ND | | ug/kg | 0.200 | 0.100 |
| Cl3-BZ#16 | ND | | ug/kg | 0.200 | 0.100 |
| Cl3-BZ#32 | ND | | ug/kg | 0.200 | 0.100 |
| Cl2-BZ#15 | ND | | ug/kg | 0.200 | 0.100 |
| Cl3-BZ#34 | ND | | ug/kg | 0.200 | 0.100 |
| Cl3-BZ#23 | ND | | ug/kg | 0.200 | 0.100 |
| Cl4-BZ#54 | ND | | ug/kg | 0.200 | 0.100 |
| Cl3-BZ#29-Cal | ND | | ug/kg | 0.200 | 0.100 |
| Cl4-BZ#50-Cal | ND | | ug/kg | 0.200 | 0.100 |
| Cl3-BZ#26 | ND | | ug/kg | 0.200 | 0.100 |
| Cl3-BZ#25 | ND | | ug/kg | 0.200 | 0.100 |

**Project Name:** NEW BEDFORD HARBOR-LTM
**Project Number:** 60597627

**Lab Number:** L2041490
**Report Date:** 10/21/20

# Method Blank Analysis
## Batch Quality Control

Analytical Method: 105,8270D-SIM/680(M)
Analytical Date: 10/19/20 16:44
Analyst: SV

Extraction Method: EPA 3570
Extraction Date: 10/12/20 11:30
Cleanup Method: EPA 3630
Cleanup Date: 10/13/20

| Parameter | Result | Qualifier | Units | RL | MDL |
|---|---|---|---|---|---|
| PCB Congeners/Homologs - Mansfield Lab for sample(s): 01-13 Batch: WG1421004-1 | | | | | |
| Cl4-BZ#53 | ND | | ug/kg | 0.200 | 0.100 |
| Cl3-BZ#-31 | ND | | ug/kg | 0.200 | 0.100 |
| Cl3-BZ#28 | ND | | ug/kg | 0.200 | 0.100 |
| Cl3-BZ#33 | ND | | ug/kg | 0.200 | 0.100 |
| Cl4-BZ#51 | ND | | ug/kg | 0.200 | 0.100 |
| Cl3-BZ#21/#20 | ND | | ug/kg | 0.400 | 0.200 |
| Cl4-BZ#45 | ND | | ug/kg | 0.200 | 0.100 |
| Cl3-BZ#22 | ND | | ug/kg | 0.200 | 0.100 |
| Cl4-BZ#73/#46 | ND | | ug/kg | 0.400 | 0.200 |
| Cl4-BZ#69 | ND | | ug/kg | 0.200 | 0.100 |
| Cl4-BZ#43 | ND | | ug/kg | 0.200 | 0.100 |
| Cl3-BZ#36 | ND | | ug/kg | 0.200 | 0.100 |
| Cl4-BZ#52 | ND | | ug/kg | 0.200 | 0.100 |
| Cl4-BZ#48 | ND | | ug/kg | 0.200 | 0.100 |
| Cl4-BZ#49 | ND | | ug/kg | 0.200 | 0.100 |
| Cl5-BZ#104 | ND | | ug/kg | 0.200 | 0.100 |
| Cl4-BZ#47 | ND | | ug/kg | 0.200 | 0.100 |
| Cl4-BZ#65/#75/#62 | ND | | ug/kg | 0.600 | 0.300 |
| Cl3-BZ#39 | ND | | ug/kg | 0.200 | 0.100 |
| Cl3-BZ#38 | ND | | ug/kg | 0.200 | 0.100 |
| Cl4-BZ#44 | ND | | ug/kg | 0.200 | 0.100 |
| Cl4-BZ#59 | ND | | ug/kg | 0.200 | 0.100 |
| Cl4-BZ#42 | ND | | ug/kg | 0.200 | 0.100 |
| Cl4-BZ#71 | ND | | ug/kg | 0.200 | 0.100 |
| Cl3-BZ#35 | ND | | ug/kg | 0.200 | 0.100 |
| Cl4-BZ#41 | ND | | ug/kg | 0.200 | 0.100 |
| Cl4-BZ#72 | ND | | ug/kg | 0.200 | 0.100 |
| Cl5-BZ#96 | ND | | ug/kg | 0.200 | 0.100 |
| Cl5-BZ#103 | ND | | ug/kg | 0.200 | 0.100 |

**Project Name:** NEW BEDFORD HARBOR-LTM
**Project Number:** 60597627

**Lab Number:** L2041490
**Report Date:** 10/21/20

# Method Blank Analysis
## Batch Quality Control

Analytical Method: 105,8270D-SIM/680(M)
Analytical Date: 10/19/20 16:44
Analyst: SV

Extraction Method: EPA 3570
Extraction Date: 10/12/20 11:30
Cleanup Method: EPA 3630
Cleanup Date: 10/13/20

| Parameter | Result | Qualifier | Units | RL | MDL |
|---|---|---|---|---|---|
| PCB Congeners/Homologs - Mansfield Lab for sample(s): 01-13 Batch: WG1421004-1 | | | | | |
| Cl4-BZ#68/#64 | ND | | ug/kg | 0.400 | 0.200 |
| Cl4-BZ#40 | ND | | ug/kg | 0.200 | 0.100 |
| Cl3-BZ#37 | ND | | ug/kg | 0.200 | 0.100 |
| Cl5-BZ#100 | ND | | ug/kg | 0.200 | 0.100 |
| Cl5-BZ#94 | ND | | ug/kg | 0.200 | 0.100 |
| Cl4-BZ#57 | ND | | ug/kg | 0.200 | 0.100 |
| Cl4-BZ#67/#58 | ND | | ug/kg | 0.400 | 0.200 |
| Cl5-BZ#102 | ND | | ug/kg | 0.200 | 0.100 |
| Cl4-BZ#61 | ND | | ug/kg | 0.200 | 0.100 |
| Cl5-BZ#98 | ND | | ug/kg | 0.200 | 0.100 |
| Cl4-BZ#76 | ND | | ug/kg | 0.200 | 0.100 |
| Cl5-BZ#93 | ND | | ug/kg | 0.200 | 0.100 |
| Cl4-BZ#63 | ND | | ug/kg | 0.200 | 0.100 |
| Cl5-BZ#121/#95/#88 | ND | | ug/kg | 0.600 | 0.300 |
| Cl4-BZ#74 | ND | | ug/kg | 0.200 | 0.100 |
| Cl6-BZ#155 | ND | | ug/kg | 0.200 | 0.100 |
| Cl4-BZ#70 | ND | | ug/kg | 0.200 | 0.100 |
| Cl5-BZ#91 | ND | | ug/kg | 0.200 | 0.100 |
| Cl4-BZ#66 | ND | | ug/kg | 0.200 | 0.100 |
| Cl4-BZ#80 | ND | | ug/kg | 0.200 | 0.100 |
| Cl4-BZ#55 | ND | | ug/kg | 0.200 | 0.100 |
| Cl5-BZ#92 | ND | | ug/kg | 0.200 | 0.100 |
| Cl5-BZ#89/#84 | ND | | ug/kg | 0.400 | 0.200 |
| Cl5-BZ#101/#90 | ND | | ug/kg | 0.400 | 0.200 |
| Cl4-BZ#56 | ND | | ug/kg | 0.200 | 0.100 |
| Cl5-BZ#113 | ND | | ug/kg | 0.200 | 0.100 |
| Cl5-BZ#99 | ND | | ug/kg | 0.200 | 0.100 |
| Cl6-BZ#150 | ND | | ug/kg | 0.200 | 0.100 |
| Cl4-BZ#60 | ND | | ug/kg | 0.200 | 0.100 |

**Project Name:** NEW BEDFORD HARBOR-LTM
**Project Number:** 60597627

**Lab Number:** L2041490
**Report Date:** 10/21/20

# Method Blank Analysis
## Batch Quality Control

Analytical Method: 105,8270D-SIM/680(M)
Analytical Date: 10/19/20 16:44
Analyst: SV

Extraction Method: EPA 3570
Extraction Date: 10/12/20 11:30
Cleanup Method: EPA 3630
Cleanup Date: 10/13/20

| Parameter | Result | Qualifier | Units | RL | MDL |
|---|---|---|---|---|---|
| PCB Congeners/Homologs - Mansfield Lab for sample(s): 01-13 Batch: WG1421004-1 | | | | | |
| Cl6-BZ#152 | ND | | ug/kg | 0.200 | 0.100 |
| Cl5-BZ#119 | ND | | ug/kg | 0.200 | 0.100 |
| Cl5-BZ#83/#125/#112 | ND | | ug/kg | 0.600 | 0.300 |
| Cl5-BZ#86/#109 | ND | | ug/kg | 0.400 | 0.200 |
| Cl6-BZ#145 | ND | | ug/kg | 0.200 | 0.100 |
| Cl5-BZ#97 | ND | | ug/kg | 0.200 | 0.100 |
| Cl6-BZ#148 | ND | | ug/kg | 0.200 | 0.100 |
| Cl4-BZ#79 | ND | | ug/kg | 0.200 | 0.100 |
| Cl5-BZ#116 | ND | | ug/kg | 0.200 | 0.100 |
| Cl6-BZ#154-Cal | ND | | ug/kg | 0.200 | 0.100 |
| Cl4-BZ#78 | ND | | ug/kg | 0.200 | 0.100 |
| Cl5-BZ#87/#111 | ND | | ug/kg | 0.400 | 0.200 |
| Cl6-BZ#136 | ND | | ug/kg | 0.200 | 0.100 |
| Cl5-BZ#117 | ND | | ug/kg | 0.200 | 0.100 |
| Cl5-BZ#115 | ND | | ug/kg | 0.200 | 0.100 |
| Cl5-BZ#85 | ND | | ug/kg | 0.200 | 0.100 |
| Cl5-BZ#120 | ND | | ug/kg | 0.200 | 0.100 |
| Cl5-BZ#110 | ND | | ug/kg | 0.200 | 0.100 |
| Cl4-BZ#81 | ND | | ug/kg | 0.200 | 0.100 |
| Cl6-BZ#151 | ND | | ug/kg | 0.200 | 0.100 |
| Cl6-BZ#135 | ND | | ug/kg | 0.200 | 0.100 |
| Cl5-BZ#82 | ND | | ug/kg | 0.200 | 0.100 |
| Cl6-BZ#144 | ND | | ug/kg | 0.200 | 0.100 |
| Cl6-BZ#147/#149 | ND | | ug/kg | 0.400 | 0.200 |
| Cl4-BZ#77 | ND | | ug/kg | 0.200 | 0.100 |
| Cl6-BZ#143/#139 | ND | | ug/kg | 0.400 | 0.200 |
| Cl5-BZ#124 | ND | | ug/kg | 0.200 | 0.100 |
| Cl6-BZ#140 | ND | | ug/kg | 0.200 | 0.100 |
| Cl5-BZ#108 | ND | | ug/kg | 0.200 | 0.100 |

**Project Name:** NEW BEDFORD HARBOR-LTM
**Project Number:** 60597627

**Lab Number:** L2041490
**Report Date:** 10/21/20

# Method Blank Analysis
## Batch Quality Control

Analytical Method: 105,8270D-SIM/680(M)
Analytical Date: 10/19/20 16:44
Analyst: SV

Extraction Method: EPA 3570
Extraction Date: 10/12/20 11:30
Cleanup Method: EPA 3630
Cleanup Date: 10/13/20

| Parameter | Result | Qualifier | Units | RL | MDL |
|---|---|---|---|---|---|
| PCB Congeners/Homologs - Mansfield Lab for sample(s): 01-13 Batch: WG1421004-1 | | | | | |
| Cl5-BZ#107/#123 | ND | | ug/kg | 0.400 | 0.200 |
| Cl7-BZ#188-Cal/RTW | ND | | ug/kg | 0.200 | 0.100 |
| Cl6-BZ#134 | ND | | ug/kg | 0.200 | 0.100 |
| Cl5-BZ#106 | ND | | ug/kg | 0.200 | 0.100 |
| Cl6-BZ#133 | ND | | ug/kg | 0.200 | 0.100 |
| Cl6-BZ#142 | ND | | ug/kg | 0.200 | 0.100 |
| Cl5-BZ#118 | ND | | ug/kg | 0.200 | 0.100 |
| Cl6-BZ#131 | ND | | ug/kg | 0.200 | 0.100 |
| Cl7-BZ#184 | ND | | ug/kg | 0.200 | 0.100 |
| Cl6-BZ#165 | ND | | ug/kg | 0.200 | 0.100 |
| Cl6-BZ#146 | ND | | ug/kg | 0.200 | 0.100 |
| Cl6-BZ#161 | ND | | ug/kg | 0.200 | 0.100 |
| Cl5-BZ#122 | ND | | ug/kg | 0.200 | 0.100 |
| Cl6-BZ#168 | ND | | ug/kg | 0.200 | 0.100 |
| Cl5-BZ#114 | ND | | ug/kg | 0.200 | 0.100 |
| Cl6-BZ#153 | ND | | ug/kg | 0.200 | 0.100 |
| Cl6-BZ#132 | ND | | ug/kg | 0.200 | 0.100 |
| Cl7-BZ#179 | ND | | ug/kg | 0.200 | 0.100 |
| Cl6-BZ#141 | ND | | ug/kg | 0.200 | 0.100 |
| Cl7-BZ#176 | ND | | ug/kg | 0.200 | 0.100 |
| Cl5-BZ#105 | ND | | ug/kg | 0.200 | 0.100 |
| Cl6-BZ#137 | ND | | ug/kg | 0.200 | 0.100 |
| Cl5-BZ#127 | ND | | ug/kg | 0.200 | 0.100 |
| Cl7-BZ#186 | ND | | ug/kg | 0.200 | 0.100 |
| Cl6-BZ#130/#164 | ND | | ug/kg | 0.400 | 0.200 |
| Cl7-BZ#178 | ND | | ug/kg | 0.200 | 0.100 |
| Cl6-BZ#138 | ND | | ug/kg | 0.200 | 0.100 |
| Cl6-BZ#163/#160 | ND | | ug/kg | 0.400 | 0.200 |
| Cl6-BZ#129/#158 | ND | | ug/kg | 0.400 | 0.200 |

**Project Name:** NEW BEDFORD HARBOR-LTM
**Project Number:** 60597627

**Lab Number:** L2041490
**Report Date:** 10/21/20

# Method Blank Analysis
## Batch Quality Control

Analytical Method: 105,8270D-SIM/680(M)
Analytical Date: 10/19/20 16:44
Analyst: SV

Extraction Method: EPA 3570
Extraction Date: 10/12/20 11:30
Cleanup Method: EPA 3630
Cleanup Date: 10/13/20

| Parameter | Result | Qualifier | Units | RL | MDL |
|---|---|---|---|---|---|
| PCB Congeners/Homologs - Mansfield Lab for sample(s): 01-13 Batch: WG1421004-1 | | | | | |
| Cl7-BZ#182/#175 | ND | | ug/kg | 0.400 | 0.200 |
| Cl7-BZ#187 | ND | | ug/kg | 0.200 | 0.100 |
| Cl7-BZ#183 | ND | | ug/kg | 0.200 | 0.100 |
| Cl6-BZ#166 | ND | | ug/kg | 0.200 | 0.100 |
| Cl6-BZ#159 | ND | | ug/kg | 0.200 | 0.100 |
| Cl5-BZ#126 | ND | | ug/kg | 0.200 | 0.100 |
| Cl7-BZ#185 | ND | | ug/kg | 0.200 | 0.100 |
| Cl6-BZ#162 | ND | | ug/kg | 0.200 | 0.100 |
| Cl7-BZ#174 | ND | | ug/kg | 0.200 | 0.100 |
| Cl6-BZ#128 | ND | | ug/kg | 0.200 | 0.100 |
| Cl8-BZ#202 | ND | | ug/kg | 0.200 | 0.100 |
| Cl6-BZ#167 | ND | | ug/kg | 0.200 | 0.100 |
| Cl7-BZ#181 | ND | | ug/kg | 0.200 | 0.100 |
| Cl7-BZ#177 | ND | | ug/kg | 0.200 | 0.100 |
| Cl8-BZ#204/#200-CAL | ND | | ug/kg | 0.400 | 0.200 |
| Cl7-BZ#171 | ND | | ug/kg | 0.200 | 0.100 |
| Cl7-BZ#173 | ND | | ug/kg | 0.200 | 0.100 |
| Cl8-BZ#197 | ND | | ug/kg | 0.200 | 0.100 |
| Cl7-BZ#172 | ND | | ug/kg | 0.200 | 0.100 |
| Cl7-BZ#192 | ND | | ug/kg | 0.200 | 0.100 |
| Cl6-BZ#156 | ND | | ug/kg | 0.200 | 0.100 |
| Cl6-BZ#157 | ND | | ug/kg | 0.200 | 0.100 |
| Cl7-BZ#180 | ND | | ug/kg | 0.200 | 0.100 |
| Cl7-BZ#193 | ND | | ug/kg | 0.200 | 0.100 |
| Cl8-BZ#199 | ND | | ug/kg | 0.200 | 0.100 |
| Cl7-BZ#191 | ND | | ug/kg | 0.200 | 0.100 |
| Cl8-BZ#198 | ND | | ug/kg | 0.200 | 0.100 |
| Cl8-BZ#201 | ND | | ug/kg | 0.200 | 0.100 |
| Cl7-BZ#170 | ND | | ug/kg | 0.200 | 0.100 |

**Project Name:** NEW BEDFORD HARBOR-LTM
**Project Number:** 60597627

**Lab Number:** L2041490
**Report Date:** 10/21/20

# Method Blank Analysis
## Batch Quality Control

Analytical Method: 105,8270D-SIM/680(M)
Analytical Date: 10/19/20 16:44
Analyst: SV

Extraction Method: EPA 3570
Extraction Date: 10/12/20 11:30
Cleanup Method: EPA 3630
Cleanup Date: 10/13/20

| Parameter | Result | Qualifier | Units | RL | MDL |
|---|---|---|---|---|---|
| PCB Congeners/Homologs - Mansfield Lab for sample(s): 01-13 Batch: WG1421004-1 | | | | | |
| Cl7-BZ#190 | ND | | ug/kg | 0.200 | 0.100 |
| Cl8-BZ#196 | ND | | ug/kg | 0.200 | 0.100 |
| Cl8-BZ#203 | ND | | ug/kg | 0.200 | 0.100 |
| Cl6-BZ#169 | ND | | ug/kg | 0.200 | 0.100 |
| Cl9-BZ#208 | ND | | ug/kg | 0.200 | 0.100 |
| Cl9-BZ#207 | ND | | ug/kg | 0.200 | 0.100 |
| Cl7-BZ#189 | ND | | ug/kg | 0.200 | 0.100 |
| Cl8-BZ#195 | ND | | ug/kg | 0.200 | 0.100 |
| Cl8-BZ#194 | ND | | ug/kg | 0.200 | 0.100 |
| Cl8-BZ#205 | ND | | ug/kg | 0.200 | 0.100 |
| Cl9-BZ#206-Cal/RTW | ND | | ug/kg | 0.200 | 0.100 |
| Cl10-BZ#209-Cal/RTW | ND | | ug/kg | 0.200 | 0.100 |
| Monochlorobiphenyls | ND | | ug/kg | 0.200 | 0.100 |
| Dichlorobiphenyls | ND | | ug/kg | 0.200 | 0.100 |
| Trichlorobiphenyls | ND | | ug/kg | 0.200 | 0.100 |
| Tetrachlorobiphenyls | ND | | ug/kg | 0.200 | 0.100 |
| Pentachlorobiphenyls | ND | | ug/kg | 0.200 | 0.100 |
| Hexachlorobiphenyls | ND | | ug/kg | 0.200 | 0.100 |
| Heptachlorobiphenyls | ND | | ug/kg | 0.200 | 0.100 |
| Octachlorobiphenyls | ND | | ug/kg | 0.200 | 0.100 |
| Nonachlorobiphenyls | ND | | ug/kg | 0.200 | 0.100 |
| Decachlorobiphenyl | ND | | ug/kg | 0.200 | 0.100 |
| Total PCB | ND | | ug/kg | 0.200 | NA |

| Surrogate | %Recovery | Qualifier | Acceptance Criteria |
|---|---|---|---|
| Cl3-BZ#19-C13 (surr) | 85 | | 50-125 |
| Cl8-BZ#202-C13 (surr) | 81 | | 50-125 |

# Lab Control Sample Analysis
## Batch Quality Control

**Project Name:** NEW BEDFORD HARBOR-LTM
**Project Number:** 60597627

**Lab Number:** L2041490
**Report Date:** 10/21/20

| Parameter | LCS %Recovery | Qual | LCSD %Recovery | Qual | %Recovery Limits | RPD | Qual | RPD Limits |
|---|---|---|---|---|---|---|---|---|
| PCB Congeners/Homologs - Mansfield Lab Associated sample(s): 01-13 Batch: WG1421004-2 WG1421004-3 | | | | | | | | |
| Cl1-BZ#1 | 84 | | 87 | | 40-140 | 4 | | 30 |
| Cl1-BZ#2 | 81 | | 83 | | 40-140 | 2 | | 30 |
| Cl1-BZ#3 | 80 | | 84 | | 40-140 | 5 | | 30 |
| Cl2-BZ#4/#10 | 81 | | 84 | | 40-140 | 4 | | 30 |
| Cl2-BZ#9 | 84 | | 88 | | 40-140 | 5 | | 30 |
| Cl2-BZ#7 | 83 | | 86 | | 40-140 | 4 | | 30 |
| Cl2-BZ#6 | 82 | | 85 | | 40-140 | 4 | | 30 |
| Cl2-BZ#5 | 80 | | 83 | | 40-140 | 4 | | 30 |
| Cl2-BZ#8 | 80 | | 83 | | 40-140 | 4 | | 30 |
| Cl3-BZ#19 | 81 | | 84 | | 40-140 | 4 | | 30 |
| Cl2-BZ#14 | 79 | | 82 | | 40-140 | 4 | | 30 |
| Cl3-BZ#30 | 77 | | 79 | | 40-140 | 3 | | 30 |
| Cl3-BZ#18 | 82 | | 86 | | 40-140 | 5 | | 30 |
| Cl2-BZ#11 | 80 | | 81 | | 40-140 | 1 | | 30 |
| Cl3-BZ#17 | 81 | | 84 | | 40-140 | 4 | | 30 |
| Cl2-BZ#12 | 80 | | 82 | | 40-140 | 2 | | 30 |
| Cl3-BZ#27 | 81 | | 83 | | 40-140 | 2 | | 30 |
| Cl2-BZ#13 | 78 | | 80 | | 40-140 | 3 | | 30 |
| Cl3-BZ#24 | 80 | | 83 | | 40-140 | 4 | | 30 |
| Cl3-BZ#16 | 83 | | 86 | | 40-140 | 4 | | 30 |
| Cl3-BZ#32 | 82 | | 84 | | 40-140 | 2 | | 30 |
| Cl2-BZ#15 | 77 | | 79 | | 40-140 | 3 | | 30 |
| Cl3-BZ#34 | 81 | | 83 | | 40-140 | 2 | | 30 |

# Lab Control Sample Analysis
## Batch Quality Control

**Project Name:** NEW BEDFORD HARBOR-LTM
**Project Number:** 60597627

**Lab Number:** L2041490
**Report Date:** 10/21/20

| Parameter | LCS %Recovery | Qual | LCSD %Recovery | Qual | %Recovery Limits | RPD | Qual | RPD Limits |
|---|---|---|---|---|---|---|---|---|
| PCB Congeners/Homologs - Mansfield Lab Associated sample(s): 01-13 Batch: WG1421004-2 WG1421004-3 | | | | | | | | |
| Cl3-BZ#23 | 79 | | 81 | | 40-140 | 3 | | 30 |
| Cl4-BZ#54 | 81 | | 83 | | 40-140 | 2 | | 30 |
| Cl3-BZ#29-Cal | 80 | | 83 | | 40-140 | 4 | | 30 |
| Cl4-BZ#50-Cal | 85 | | 87 | | 40-140 | 2 | | 30 |
| Cl3-BZ#26 | 82 | | 84 | | 40-140 | 2 | | 30 |
| Cl3-BZ#25 | 81 | | 84 | | 40-140 | 4 | | 30 |
| Cl4-BZ#53 | 84 | | 88 | | 40-140 | 5 | | 30 |
| Cl3-BZ#-31 | 78 | | 80 | | 40-140 | 3 | | 30 |
| Cl3-BZ#28 | 82 | | 84 | | 40-140 | 2 | | 30 |
| Cl3-BZ#33 | 66 | | 68 | | 40-140 | 3 | | 30 |
| Cl4-BZ#51 | 79 | | 80 | | 40-140 | 1 | | 30 |
| Cl3-BZ#21/#20 | 88 | | 91 | | 40-140 | 3 | | 30 |
| Cl4-BZ#45 | 84 | | 86 | | 40-140 | 2 | | 30 |
| Cl3-BZ#22 | 82 | | 84 | | 40-140 | 2 | | 30 |
| Cl4-BZ#73/#46 | 83 | | 85 | | 40-140 | 2 | | 30 |
| Cl4-BZ#69 | 82 | | 86 | | 40-140 | 5 | | 30 |
| Cl4-BZ#43 | 74 | | 76 | | 40-140 | 3 | | 30 |
| Cl3-BZ#36 | 77 | | 81 | | 40-140 | 5 | | 30 |
| Cl4-BZ#52 | 80 | | 81 | | 40-140 | 1 | | 30 |
| Cl4-BZ#48 | 81 | | 83 | | 40-140 | 2 | | 30 |
| Cl4-BZ#49 | 80 | | 80 | | 40-140 | 0 | | 30 |
| Cl5-BZ#104 | 79 | | 82 | | 40-140 | 4 | | 30 |
| Cl4-BZ#47 | 92 | | 76 | | 40-140 | 19 | | 30 |

# Lab Control Sample Analysis
## Batch Quality Control

**Project Name:** NEW BEDFORD HARBOR-LTM
**Project Number:** 60597627

**Lab Number:** L2041490
**Report Date:** 10/21/20

| Parameter | LCS %Recovery | Qual | LCSD %Recovery | Qual | %Recovery Limits | RPD | Qual | RPD Limits |
|---|---|---|---|---|---|---|---|---|
| PCB Congeners/Homologs - Mansfield Lab Associated sample(s): 01-13 Batch: WG1421004-2 WG1421004-3 | | | | | | | | |
| Cl4-BZ#65/#75/#62 | 79 | | 85 | | 40-140 | 7 | | 30 |
| Cl3-BZ#39 | 85 | | 77 | | 40-140 | 10 | | 30 |
| Cl3-BZ#38 | 82 | | 82 | | 40-140 | 0 | | 30 |
| Cl4-BZ#44 | 78 | | 81 | | 40-140 | 4 | | 30 |
| Cl4-BZ#59 | 83 | | 85 | | 40-140 | 2 | | 30 |
| Cl4-BZ#42 | 79 | | 81 | | 40-140 | 3 | | 30 |
| Cl4-BZ#71 | 83 | | 83 | | 40-140 | 0 | | 30 |
| Cl3-BZ#35 | 77 | | 78 | | 40-140 | 1 | | 30 |
| Cl4-BZ#41 | 82 | | 84 | | 40-140 | 2 | | 30 |
| Cl4-BZ#72 | 81 | | 82 | | 40-140 | 1 | | 30 |
| Cl5-BZ#96 | 81 | | 84 | | 40-140 | 4 | | 30 |
| Cl5-BZ#103 | 84 | | 82 | | 40-140 | 2 | | 30 |
| Cl4-BZ#68/#64 | 81 | | 83 | | 40-140 | 2 | | 30 |
| Cl4-BZ#40 | 79 | | 78 | | 40-140 | 1 | | 30 |
| Cl3-BZ#37 | 81 | | 82 | | 40-140 | 1 | | 30 |
| Cl5-BZ#100 | 80 | | 77 | | 40-140 | 4 | | 30 |
| Cl5-BZ#94 | 81 | | 84 | | 40-140 | 4 | | 30 |
| Cl4-BZ#57 | 83 | | 80 | | 40-140 | 4 | | 30 |
| Cl4-BZ#67/#58 | 80 | | 81 | | 40-140 | 1 | | 30 |
| Cl5-BZ#102 | 81 | | 85 | | 40-140 | 5 | | 30 |
| Cl4-BZ#61 | 81 | | 81 | | 40-140 | 0 | | 30 |
| Cl5-BZ#98 | 81 | | 79 | | 40-140 | 3 | | 30 |
| Cl4-BZ#76 | 77 | | 78 | | 40-140 | 1 | | 30 |

# Lab Control Sample Analysis
## Batch Quality Control

**Project Name:** NEW BEDFORD HARBOR-LTM
**Project Number:** 60597627

**Lab Number:** L2041490
**Report Date:** 10/21/20

| Parameter | LCS %Recovery | Qual | LCSD %Recovery | Qual | %Recovery Limits | RPD | Qual | RPD Limits |
|---|---|---|---|---|---|---|---|---|
| PCB Congeners/Homologs - Mansfield Lab Associated sample(s): 01-13 Batch: WG1421004-2 WG1421004-3 | | | | | | | | |
| Cl5-BZ#93 | 78 | | 77 | | 40-140 | 1 | | 30 |
| Cl4-BZ#63 | 78 | | 81 | | 40-140 | 4 | | 30 |
| Cl5-BZ#121/#95/#88 | 80 | | 80 | | 40-140 | 0 | | 30 |
| Cl4-BZ#74 | 81 | | 82 | | 40-140 | 1 | | 30 |
| Cl6-BZ#155 | 79 | | 81 | | 40-140 | 3 | | 30 |
| Cl4-BZ#70 | 82 | | 82 | | 40-140 | 0 | | 30 |
| Cl5-BZ#91 | 74 | | 75 | | 40-140 | 1 | | 30 |
| Cl4-BZ#66 | 78 | | 78 | | 40-140 | 0 | | 30 |
| Cl4-BZ#80 | 77 | | 76 | | 40-140 | 1 | | 30 |
| Cl4-BZ#55 | 72 | | 72 | | 40-140 | 0 | | 30 |
| Cl5-BZ#92 | 78 | | 80 | | 40-140 | 3 | | 30 |
| Cl5-BZ#89/#84 | 77 | | 79 | | 40-140 | 3 | | 30 |
| Cl5-BZ#101/#90 | 81 | | 83 | | 40-140 | 2 | | 30 |
| Cl4-BZ#56 | 79 | | 78 | | 40-140 | 1 | | 30 |
| Cl5-BZ#113 | 82 | | 80 | | 40-140 | 2 | | 30 |
| Cl5-BZ#99 | 80 | | 79 | | 40-140 | 1 | | 30 |
| Cl6-BZ#150 | 80 | | 81 | | 40-140 | 1 | | 30 |
| Cl4-BZ#60 | 80 | | 80 | | 40-140 | 0 | | 30 |
| Cl6-BZ#152 | 79 | | 81 | | 40-140 | 3 | | 30 |
| Cl5-BZ#119 | 82 | | 82 | | 40-140 | 0 | | 30 |
| Cl5-BZ#83/#125/#112 | 78 | | 81 | | 40-140 | 4 | | 30 |
| Cl5-BZ#86/#109 | 78 | | 72 | | 40-140 | 8 | | 30 |
| Cl6-BZ#145 | 82 | | 80 | | 40-140 | 2 | | 30 |

# Lab Control Sample Analysis
## Batch Quality Control

**Project Name:** NEW BEDFORD HARBOR-LTM
**Project Number:** 60597627

**Lab Number:** L2041490
**Report Date:** 10/21/20

| Parameter | LCS %Recovery | Qual | LCSD %Recovery | Qual | %Recovery Limits | RPD | Qual | RPD Limits |
|---|---|---|---|---|---|---|---|---|
| PCB Congeners/Homologs - Mansfield Lab Associated sample(s): 01-13 Batch: WG1421004-2 WG1421004-3 | | | | | | | | |
| Cl5-BZ#97 | 73 | | 78 | | 40-140 | 7 | | 30 |
| Cl6-BZ#148 | 79 | | 79 | | 40-140 | 0 | | 30 |
| Cl4-BZ#79 | 76 | | 74 | | 40-140 | 3 | | 30 |
| Cl5-BZ#116 | 76 | | 76 | | 40-140 | 0 | | 30 |
| Cl6-BZ#154-Cal | 82 | | 80 | | 40-140 | 2 | | 30 |
| Cl4-BZ#78 | 78 | | 79 | | 40-140 | 1 | | 30 |
| Cl5-BZ#87/#111 | 78 | | 77 | | 40-140 | 1 | | 30 |
| Cl6-BZ#136 | 81 | | 81 | | 40-140 | 0 | | 30 |
| Cl5-BZ#117 | 81 | | 83 | | 40-140 | 2 | | 30 |
| Cl5-BZ#115 | 77 | | 78 | | 40-140 | 1 | | 30 |
| Cl5-BZ#85 | 74 | | 78 | | 40-140 | 5 | | 30 |
| Cl5-BZ#120 | 73 | | 73 | | 40-140 | 0 | | 30 |
| Cl5-BZ#110 | 80 | | 78 | | 40-140 | 3 | | 30 |
| Cl4-BZ#81 | 75 | | 74 | | 40-140 | 1 | | 30 |
| Cl6-BZ#151 | 88 | | 86 | | 40-140 | 2 | | 30 |
| Cl6-BZ#135 | 87 | | 84 | | 40-140 | 4 | | 30 |
| Cl5-BZ#82 | 84 | | 83 | | 40-140 | 1 | | 30 |
| Cl6-BZ#144 | 89 | | 87 | | 40-140 | 2 | | 30 |
| Cl6-BZ#147/#149 | 87 | | 85 | | 40-140 | 2 | | 30 |
| Cl4-BZ#77 | 79 | | 77 | | 40-140 | 3 | | 30 |
| Cl6-BZ#143/#139 | 85 | | 87 | | 40-140 | 2 | | 30 |
| Cl5-BZ#124 | 85 | | 81 | | 40-140 | 5 | | 30 |
| Cl6-BZ#140 | 87 | | 86 | | 40-140 | 1 | | 30 |

# Lab Control Sample Analysis
## Batch Quality Control

**Project Name:** NEW BEDFORD HARBOR-LTM
**Project Number:** 60597627

**Lab Number:** L2041490
**Report Date:** 10/21/20

| Parameter | LCS %Recovery | Qual | LCSD %Recovery | Qual | %Recovery Limits | RPD | Qual | RPD Limits |
|---|---|---|---|---|---|---|---|---|
| PCB Congeners/Homologs - Mansfield Lab Associated sample(s): 01-13 Batch: WG1421004-2 WG1421004-3 | | | | | | | | |
| Cl5-BZ#108 | 91 | | 88 | | 40-140 | 3 | | 30 |
| Cl5-BZ#107/#123 | 84 | | 83 | | 40-140 | 1 | | 30 |
| Cl7-BZ#188-Cal/RTW | 89 | | 88 | | 40-140 | 1 | | 30 |
| Cl6-BZ#134 | 89 | | 87 | | 40-140 | 2 | | 30 |
| Cl5-BZ#106 | 85 | | 83 | | 40-140 | 2 | | 30 |
| Cl6-BZ#133 | 97 | | 97 | | 40-140 | 0 | | 30 |
| Cl6-BZ#142 | 81 | | 80 | | 40-140 | 1 | | 30 |
| Cl5-BZ#118 | 77 | | 78 | | 40-140 | 1 | | 30 |
| Cl6-BZ#131 | 88 | | 86 | | 40-140 | 2 | | 30 |
| Cl7-BZ#184 | 86 | | 84 | | 40-140 | 2 | | 30 |
| Cl6-BZ#165 | 86 | | 82 | | 40-140 | 5 | | 30 |
| Cl6-BZ#146 | 87 | | 85 | | 40-140 | 2 | | 30 |
| Cl6-BZ#161 | 86 | | 86 | | 40-140 | 0 | | 30 |
| Cl5-BZ#122 | 82 | | 79 | | 40-140 | 4 | | 30 |
| Cl6-BZ#168 | 86 | | 88 | | 40-140 | 2 | | 30 |
| Cl5-BZ#114 | 84 | | 84 | | 40-140 | 0 | | 30 |
| Cl6-BZ#153 | 88 | | 89 | | 40-140 | 1 | | 30 |
| Cl6-BZ#132 | 85 | | 85 | | 40-140 | 0 | | 30 |
| Cl7-BZ#179 | 88 | | 88 | | 40-140 | 0 | | 30 |
| Cl6-BZ#141 | 84 | | 82 | | 40-140 | 2 | | 30 |
| Cl7-BZ#176 | 86 | | 85 | | 40-140 | 1 | | 30 |
| Cl5-BZ#105 | 83 | | 81 | | 40-140 | 2 | | 30 |
| Cl6-BZ#137 | 88 | | 85 | | 40-140 | 3 | | 30 |

# Lab Control Sample Analysis
## Batch Quality Control

**Project Name:** NEW BEDFORD HARBOR-LTM
**Project Number:** 60597627

**Lab Number:** L2041490
**Report Date:** 10/21/20

| Parameter | LCS %Recovery | Qual | LCSD %Recovery | Qual | %Recovery Limits | RPD | Qual | RPD Limits |
|---|---|---|---|---|---|---|---|---|
| PCB Congeners/Homologs - Mansfield Lab Associated sample(s): 01-13 Batch: WG1421004-2 WG1421004-3 | | | | | | | | |
| Cl5-BZ#127 | 74 | | 71 | | 40-140 | 4 | | 30 |
| Cl7-BZ#186 | 79 | | 80 | | 40-140 | 1 | | 30 |
| Cl6-BZ#130/#164 | 86 | | 83 | | 40-140 | 4 | | 30 |
| Cl7-BZ#178 | 84 | | 86 | | 40-140 | 2 | | 30 |
| Cl6-BZ#138 | 80 | | 80 | | 40-140 | 0 | | 30 |
| Cl6-BZ#163/#160 | 87 | | 86 | | 40-140 | 1 | | 30 |
| Cl6-BZ#129/#158 | 85 | | 82 | | 40-140 | 4 | | 30 |
| Cl7-BZ#182/#175 | 88 | | 87 | | 40-140 | 1 | | 30 |
| Cl7-BZ#187 | 86 | | 84 | | 40-140 | 2 | | 30 |
| Cl7-BZ#183 | 81 | | 81 | | 40-140 | 0 | | 30 |
| Cl6-BZ#166 | 86 | | 83 | | 40-140 | 4 | | 30 |
| Cl6-BZ#159 | 72 | | 69 | | 40-140 | 4 | | 30 |
| Cl5-BZ#126 | 78 | | 74 | | 40-140 | 5 | | 30 |
| Cl7-BZ#185 | 84 | | 81 | | 40-140 | 4 | | 30 |
| Cl6-BZ#162 | 80 | | 75 | | 40-140 | 6 | | 30 |
| Cl7-BZ#174 | 89 | | 84 | | 40-140 | 6 | | 30 |
| Cl6-BZ#128 | 86 | | 82 | | 40-140 | 5 | | 30 |
| Cl8-BZ#202 | 88 | | 87 | | 40-140 | 1 | | 30 |
| Cl6-BZ#167 | 84 | | 81 | | 40-140 | 4 | | 30 |
| Cl7-BZ#181 | 86 | | 84 | | 40-140 | 2 | | 30 |
| Cl7-BZ#177 | 83 | | 81 | | 40-140 | 2 | | 30 |
| Cl8-BZ#204/#200-CAL | 87 | | 84 | | 40-140 | 4 | | 30 |
| Cl7-BZ#171 | 82 | | 79 | | 40-140 | 4 | | 30 |

# Lab Control Sample Analysis
## Batch Quality Control

**Project Name:** NEW BEDFORD HARBOR-LTM
**Project Number:** 60597627

**Lab Number:** L2041490
**Report Date:** 10/21/20

| Parameter | LCS %Recovery | Qual | LCSD %Recovery | Qual | %Recovery Limits | RPD | Qual | RPD Limits |
|---|---|---|---|---|---|---|---|---|
| PCB Congeners/Homologs - Mansfield Lab Associated sample(s): 01-13 Batch: WG1421004-2 WG1421004-3 | | | | | | | | |
| Cl7-BZ#173 | 80 | | 77 | | 40-140 | 4 | | 30 |
| Cl8-BZ#197 | 88 | | 84 | | 40-140 | 5 | | 30 |
| Cl7-BZ#172 | 78 | | 76 | | 40-140 | 3 | | 30 |
| Cl7-BZ#192 | 79 | | 74 | | 40-140 | 7 | | 30 |
| Cl6-BZ#156 | 78 | | 75 | | 40-140 | 4 | | 30 |
| Cl6-BZ#157 | 81 | | 75 | | 40-140 | 8 | | 30 |
| Cl7-BZ#180 | 85 | | 82 | | 40-140 | 4 | | 30 |
| Cl7-BZ#193 | 84 | | 78 | | 40-140 | 7 | | 30 |
| Cl8-BZ#199 | 88 | | 85 | | 40-140 | 3 | | 30 |
| Cl7-BZ#191 | 82 | | 77 | | 40-140 | 6 | | 30 |
| Cl8-BZ#198 | 77 | | 74 | | 40-140 | 4 | | 30 |
| Cl8-BZ#201 | 81 | | 78 | | 40-140 | 4 | | 30 |
| Cl7-BZ#170 | 82 | | 77 | | 40-140 | 6 | | 30 |
| Cl7-BZ#190 | 77 | | 75 | | 40-140 | 3 | | 30 |
| Cl8-BZ#196 | 90 | | 83 | | 40-140 | 8 | | 30 |
| Cl8-BZ#203 | 81 | | 76 | | 40-140 | 6 | | 30 |
| Cl6-BZ#169 | 72 | | 68 | | 40-140 | 6 | | 30 |
| Cl9-BZ#208 | 88 | | 83 | | 40-140 | 6 | | 30 |
| Cl9-BZ#207 | 87 | | 83 | | 40-140 | 5 | | 30 |
| Cl7-BZ#189 | 74 | | 70 | | 40-140 | 6 | | 30 |
| Cl8-BZ#195 | 85 | | 80 | | 40-140 | 6 | | 30 |
| Cl8-BZ#194 | 80 | | 78 | | 40-140 | 3 | | 30 |
| Cl8-BZ#205 | 82 | | 76 | | 40-140 | 8 | | 30 |

# Lab Control Sample Analysis

## Batch Quality Control

**Project Name:** NEW BEDFORD HARBOR-LTM

**Project Number:** 60597627

**Lab Number:** L2041490

**Report Date:** 10/21/20

| Parameter | LCS %Recovery | Qual | LCSD %Recovery | Qual | %Recovery Limits | RPD | Qual | RPD Limits |
|---|---|---|---|---|---|---|---|---|
| PCB Congeners/Homologs - Mansfield Lab Associated sample(s): 01-13 Batch: WG1421004-2 WG1421004-3 | | | | | | | | |
| Cl9-BZ#206-Cal/RTW | 86 | | 79 | | 40-140 | 8 | | 30 |
| Cl10-BZ#209-Cal/RTW | 90 | | 82 | | 40-140 | 9 | | 30 |

| Surrogate | LCS %Recovery | Qual | LCSD %Recovery | Qual | Acceptance Criteria |
|---|---|---|---|---|---|
| Cl3-BZ#19-C13 (surr) | 80 | | 83 | | 50-125 |
| Cl8-BZ#202-C13 (surr) | 88 | | 84 | | 50-125 |

**Project Name:** NEW BEDFORD HARBOR-LTM **Lab Number:** L2041490

**Project Number:** 60597627 **Report Date:** 10/21/20

## S.R.M. Standard Quality Control

Standard Reference Material (SRM): WG1421004-4

| Parameter | % Recovery | Qual | QC Criteria |
|---|---|---|---|
| Cl2-BZ#8 | 64 | | 40-140 |
| Cl3-BZ#18 | 69 | | 40-140 |
| Cl3-BZ#-31 | 69 | | 40-140 |
| Cl3-BZ#28 | 73 | | 40-140 |
| Cl4-BZ#52 | 62 | | 40-140 |
| Cl4-BZ#49 | 72 | | 40-140 |
| Cl4-BZ#44 | 69 | | 40-140 |
| Cl5-BZ#121/#95/#88 | 44 | | 40-140 |
| Cl4-BZ#66 | 62 | | 40-140 |
| Cl5-BZ#101/#90 | 66 | | 40-140 |
| Cl5-BZ#99 | 55 | | 40-140 |
| Cl5-BZ#87/#111 | 53 | | 40-140 |
| Cl5-BZ#110 | 71 | | 40-140 |
| Cl6-BZ#151 | 66 | | 40-140 |
| Cl6-BZ#147/#149 | 76 | | 40-140 |
| Cl5-BZ#118 | 64 | | 40-140 |
| Cl6-BZ#153 | 56 | | 40-140 |
| Cl5-BZ#105 | 64 | | 40-140 |
| Cl6-BZ#138 | 52 | | 40-140 |
| Cl7-BZ#187 | 68 | | 40-140 |
| Cl7-BZ#183 | 76 | | 40-140 |
| Cl6-BZ#128 | 111 | | 40-140 |
| Cl6-BZ#156 | 82 | | 40-140 |
| Cl7-BZ#180 | 56 | | 40-140 |
| Cl7-BZ#170 | 62 | | 40-140 |
| Cl8-BZ#195 | 91 | | 40-140 |
| Cl8-BZ#194 | 72 | | 40-140 |
| Cl9-BZ#206 | 72 | | 40-140 |
| Cl10-BZ#209 | 90 | | 40-140 |
| Cl3-BZ#19-C13 (Surrogate) | 71 | | 50-125 |
| Cl8-BZ#202-C13 (Surrogate) | 78 | | 50-125 |

# INORGANICS
# &
# MISCELLANEOUS

**Project Name:** NEW BEDFORD HARBOR-LTM
**Project Number:** 60597627

**Lab Number:** L2041490
**Report Date:** 10/21/20

## SAMPLE RESULTS

Lab ID: L2041490-01
Client ID: S-204-20FSP20-01
Sample Location: NEW BEDFORD, MA

Date Collected: 09/29/20 11:46
Date Received: 09/30/20
Field Prep: Not Specified

Sample Depth:
Matrix: Sediment

| Parameter | Result | Qualifier | Units | RL | MDL | Dilution Factor | Date Prepared | Date Analyzed | Analytical Method | Analyst |
|---|---|---|---|---|---|---|---|---|---|---|
| **Total Organic Carbon - Mansfield Lab** | | | | | | | | | | |
| Total Organic Carbon (Rep1) | 3.54 | | % | 0.010 | 0.010 | 1 | - | 10/21/20 08:35 | 1,9060A | SP |
| Total Organic Carbon (Rep2) | 3.55 | | % | 0.010 | 0.010 | 1 | - | 10/21/20 08:35 | 1,9060A | SP |
| Total Organic Carbon (Average) | 3.55 | | % | 0.010 | 0.010 | 1 | - | 10/21/20 08:35 | 1,9060A | SP |
| **General Chemistry - Mansfield Lab** | | | | | | | | | | |
| Solids, Total | 97.0 | | % | 0.100 | 0.100 | 1 | - | 10/08/20 13:58 | 121,2540G | KM |

**Project Name:** NEW BEDFORD HARBOR-LTM
**Project Number:** 60597627

**Lab Number:** L2041490
**Report Date:** 10/21/20

## SAMPLE RESULTS

Lab ID: L2041490-02
Client ID: S-207-20FSP20-01
Sample Location: NEW BEDFORD, MA

Date Collected: 09/29/20 09:16
Date Received: 09/30/20
Field Prep: Not Specified

Sample Depth:
Matrix: Sediment

| Parameter | Result | Qualifier | Units | RL | MDL | Dilution Factor | Date Prepared | Date Analyzed | Analytical Method | Analyst |
|---|---|---|---|---|---|---|---|---|---|---|
| **Total Organic Carbon - Mansfield Lab** | | | | | | | | | | |
| Total Organic Carbon (Rep1) | 4.22 | | % | 0.010 | 0.010 | 1 | - | 10/21/20 08:35 | 1,9060A | SP |
| Total Organic Carbon (Rep2) | 5.62 | | % | 0.010 | 0.010 | 1 | - | 10/21/20 08:35 | 1,9060A | SP |
| Total Organic Carbon (Average) | 4.92 | | % | 0.010 | 0.010 | 1 | - | 10/21/20 08:35 | 1,9060A | SP |
| **General Chemistry - Mansfield Lab** | | | | | | | | | | |
| Solids, Total | 97.9 | | % | 0.100 | 0.100 | 1 | - | 10/08/20 13:58 | 121,2540G | KM |

**Project Name:** NEW BEDFORD HARBOR-LTM
**Project Number:** 60597627

**Lab Number:** L2041490
**Report Date:** 10/21/20

## SAMPLE RESULTS

Lab ID: L2041490-03
Client ID: S-208-20FSP20-01
Sample Location: NEW BEDFORD, MA

Date Collected: 09/29/20 08:23
Date Received: 09/30/20
Field Prep: Not Specified

Sample Depth:
Matrix: Sediment

| Parameter | Result | Qualifier | Units | RL | MDL | Dilution Factor | Date Prepared | Date Analyzed | Analytical Method | Analyst |
|---|---|---|---|---|---|---|---|---|---|---|
| **Total Organic Carbon - Mansfield Lab** | | | | | | | | | | |
| Total Organic Carbon (Rep1) | 0.869 | | % | 0.010 | 0.010 | 1 | - | 10/21/20 08:35 | 1,9060A | SP |
| Total Organic Carbon (Rep2) | 0.984 | | % | 0.010 | 0.010 | 1 | - | 10/21/20 08:35 | 1,9060A | SP |
| Total Organic Carbon (Average) | 0.926 | | % | 0.010 | 0.010 | 1 | - | 10/21/20 08:35 | 1,9060A | SP |
| **General Chemistry - Mansfield Lab** | | | | | | | | | | |
| Solids, Total | 99.1 | | % | 0.100 | 0.100 | 1 | - | 10/08/20 13:58 | 121,2540G | KM |

**Project Name:** NEW BEDFORD HARBOR-LTM
**Project Number:** 60597627

**Lab Number:** L2041490
**Report Date:** 10/21/20

## SAMPLE RESULTS

Lab ID: L2041490-04
Client ID: S-211-20FSP20-01
Sample Location: NEW BEDFORD, MA

Date Collected: 09/29/20 10:20
Date Received: 09/30/20
Field Prep: Not Specified

Sample Depth:
Matrix: Sediment

| Parameter | Result | Qualifier | Units | RL | MDL | Dilution Factor | Date Prepared | Date Analyzed | Analytical Method | Analyst |
|---|---|---|---|---|---|---|---|---|---|---|
| **Total Organic Carbon - Mansfield Lab** | | | | | | | | | | |
| Total Organic Carbon (Rep1) | 2.92 | | % | 0.010 | 0.010 | 1 | - | 10/21/20 08:35 | 1,9060A | SP |
| Total Organic Carbon (Rep2) | 3.61 | | % | 0.010 | 0.010 | 1 | - | 10/21/20 08:35 | 1,9060A | SP |
| Total Organic Carbon (Average) | 3.27 | | % | 0.010 | 0.010 | 1 | - | 10/21/20 08:35 | 1,9060A | SP |
| **General Chemistry - Mansfield Lab** | | | | | | | | | | |
| Solids, Total | 98.0 | | % | 0.100 | 0.100 | 1 | - | 10/08/20 13:58 | 121,2540G | KM |

**Project Name:** NEW BEDFORD HARBOR-LTM
**Project Number:** 60597627

**Lab Number:** L2041490
**Report Date:** 10/21/20

## SAMPLE RESULTS

Lab ID: L2041490-05
Client ID: S-212-20FSP20-01
Sample Location: NEW BEDFORD, MA

Date Collected: 09/29/20 13:00
Date Received: 09/30/20
Field Prep: Not Specified

Sample Depth:
Matrix: Sediment

| Parameter | Result | Qualifier | Units | RL | MDL | Dilution Factor | Date Prepared | Date Analyzed | Analytical Method | Analyst |
|---|---|---|---|---|---|---|---|---|---|---|
| **Total Organic Carbon - Mansfield Lab** | | | | | | | | | | |
| Total Organic Carbon (Rep1) | 2.66 | | % | 0.010 | 0.010 | 1 | - | 10/21/20 08:35 | 1,9060A | SP |
| Total Organic Carbon (Rep2) | 2.60 | | % | 0.010 | 0.010 | 1 | - | 10/21/20 08:35 | 1,9060A | SP |
| Total Organic Carbon (Average) | 2.63 | | % | 0.010 | 0.010 | 1 | - | 10/21/20 08:35 | 1,9060A | SP |
| **General Chemistry - Mansfield Lab** | | | | | | | | | | |
| Solids, Total | 97.4 | | % | 0.100 | 0.100 | 1 | - | 10/08/20 13:58 | 121,2540G | KM |

**Project Name:** NEW BEDFORD HARBOR-LTM
**Project Number:** 60597627

**Lab Number:** L2041490
**Report Date:** 10/21/20

## SAMPLE RESULTS

Lab ID: L2041490-06
Client ID: S-216-20FSP20-01
Sample Location: NEW BEDFORD, MA

Date Collected: 09/29/20 14:14
Date Received: 09/30/20
Field Prep: Not Specified

Sample Depth:
Matrix: Sediment

| Parameter | Result | Qualifier | Units | RL | MDL | Dilution Factor | Date Prepared | Date Analyzed | Analytical Method | Analyst |
|---|---|---|---|---|---|---|---|---|---|---|
| **Total Organic Carbon - Mansfield Lab** | | | | | | | | | | |
| Total Organic Carbon (Rep1) | 2.33 | | % | 0.010 | 0.010 | 1 | - | 10/21/20 08:35 | 1,9060A | SP |
| Total Organic Carbon (Rep2) | 2.24 | | % | 0.010 | 0.010 | 1 | - | 10/21/20 08:35 | 1,9060A | SP |
| Total Organic Carbon (Average) | 2.29 | | % | 0.010 | 0.010 | 1 | - | 10/21/20 08:35 | 1,9060A | SP |
| **General Chemistry - Mansfield Lab** | | | | | | | | | | |
| Solids, Total | 97.8 | | % | 0.100 | 0.100 | 1 | - | 10/08/20 13:58 | 121,2540G | KM |

**Project Name:** NEW BEDFORD HARBOR-LTM
**Project Number:** 60597627

**Lab Number:** L2041490
**Report Date:** 10/21/20

## SAMPLE RESULTS

Lab ID: L2041490-07
Client ID: S-217-20FSP20-01
Sample Location: NEW BEDFORD, MA

Date Collected: 09/29/20 15:06
Date Received: 09/30/20
Field Prep: Not Specified

Sample Depth:
Matrix: Sediment

| Parameter | Result | Qualifier | Units | RL | MDL | Dilution Factor | Date Prepared | Date Analyzed | Analytical Method | Analyst |
|---|---|---|---|---|---|---|---|---|---|---|
| **Total Organic Carbon - Mansfield Lab** | | | | | | | | | | |
| Total Organic Carbon (Rep1) | 2.52 | | % | 0.010 | 0.010 | 1 | - | 10/21/20 08:35 | 1,9060A | SP |
| Total Organic Carbon (Rep2) | 2.49 | | % | 0.010 | 0.010 | 1 | - | 10/21/20 08:35 | 1,9060A | SP |
| Total Organic Carbon (Average) | 2.51 | | % | 0.010 | 0.010 | 1 | - | 10/21/20 08:35 | 1,9060A | SP |
| **General Chemistry - Mansfield Lab** | | | | | | | | | | |
| Solids, Total | 97.4 | | % | 0.100 | 0.100 | 1 | - | 10/08/20 13:58 | 121,2540G | KM |

**Project Name:** NEW BEDFORD HARBOR-LTM
**Project Number:** 60597627

**Lab Number:** L2041490
**Report Date:** 10/21/20

## SAMPLE RESULTS

Lab ID: L2041490-08
Client ID: S-240-20FSP20-01
Sample Location: NEW BEDFORD, MA

Date Collected: 09/29/20 13:17
Date Received: 09/30/20
Field Prep: Not Specified

Sample Depth:
Matrix: Sediment

| Parameter | Result | Qualifier | Units | RL | MDL | Dilution Factor | Date Prepared | Date Analyzed | Analytical Method | Analyst |
|---|---|---|---|---|---|---|---|---|---|---|
| **Total Organic Carbon - Mansfield Lab** | | | | | | | | | | |
| Total Organic Carbon (Rep1) | 3.55 | | % | 0.010 | 0.010 | 1 | - | 10/21/20 08:35 | 1,9060A | SP |
| Total Organic Carbon (Rep2) | 3.54 | | % | 0.010 | 0.010 | 1 | - | 10/21/20 08:35 | 1,9060A | SP |
| Total Organic Carbon (Average) | 3.55 | | % | 0.010 | 0.010 | 1 | - | 10/21/20 08:35 | 1,9060A | SP |
| **General Chemistry - Mansfield Lab** | | | | | | | | | | |
| Solids, Total | 96.1 | | % | 0.100 | 0.100 | 1 | - | 10/08/20 13:58 | 121,2540G | KM |

**Project Name:** NEW BEDFORD HARBOR-LTM
**Project Number:** 60597627

**Lab Number:** L2041490
**Report Date:** 10/21/20

## SAMPLE RESULTS

Lab ID: L2041490-09
Client ID: S-241-20FSP20-01
Sample Location: NEW BEDFORD, MA

Date Collected: 09/29/20 14:30
Date Received: 09/30/20
Field Prep: Not Specified

Sample Depth:
Matrix: Sediment

| Parameter | Result | Qualifier | Units | RL | MDL | Dilution Factor | Date Prepared | Date Analyzed | Analytical Method | Analyst |
|---|---|---|---|---|---|---|---|---|---|---|
| **Total Organic Carbon - Mansfield Lab** | | | | | | | | | | |
| Total Organic Carbon (Rep1) | 2.12 | | % | 0.010 | 0.010 | 1 | - | 10/21/20 08:35 | 1,9060A | SP |
| Total Organic Carbon (Rep2) | 1.59 | | % | 0.010 | 0.010 | 1 | - | 10/21/20 08:35 | 1,9060A | SP |
| Total Organic Carbon (Average) | 1.86 | | % | 0.010 | 0.010 | 1 | - | 10/21/20 08:35 | 1,9060A | SP |
| **General Chemistry - Mansfield Lab** | | | | | | | | | | |
| Solids, Total | 98.2 | | % | 0.100 | 0.100 | 1 | - | 10/08/20 13:58 | 121,2540G | KM |

**Project Name:** NEW BEDFORD HARBOR-LTM
**Project Number:** 60597627

**Lab Number:** L2041490
**Report Date:** 10/21/20

## SAMPLE RESULTS

Lab ID: L2041490-10
Client ID: S-242-20FSP20-01
Sample Location: NEW BEDFORD, MA

Date Collected: 09/29/20 15:33
Date Received: 09/30/20
Field Prep: Not Specified

Sample Depth:
Matrix: Sediment

| Parameter | Result | Qualifier | Units | RL | MDL | Dilution Factor | Date Prepared | Date Analyzed | Analytical Method | Analyst |
|---|---|---|---|---|---|---|---|---|---|---|
| **Total Organic Carbon - Mansfield Lab** | | | | | | | | | | |
| Total Organic Carbon (Rep1) | 2.50 | | % | 0.010 | 0.010 | 1 | - | 10/21/20 08:35 | 1,9060A | SP |
| Total Organic Carbon (Rep2) | 2.23 | | % | 0.010 | 0.010 | 1 | - | 10/21/20 08:35 | 1,9060A | SP |
| Total Organic Carbon (Average) | 2.36 | | % | 0.010 | 0.010 | 1 | - | 10/21/20 08:35 | 1,9060A | SP |
| **General Chemistry - Mansfield Lab** | | | | | | | | | | |
| Solids, Total | 97.6 | | % | 0.100 | 0.100 | 1 | - | 10/08/20 13:58 | 121,2540G | KM |

**Project Name:** NEW BEDFORD HARBOR-LTM
**Project Number:** 60597627

**Lab Number:** L2041490
**Report Date:** 10/21/20

## SAMPLE RESULTS

Lab ID: L2041490-11
Client ID: S-245-20FSP20-01
Sample Location: NEW BEDFORD, MA

Date Collected: 09/29/20 11:45
Date Received: 09/30/20
Field Prep: Not Specified

Sample Depth:
Matrix: Sediment

| Parameter | Result | Qualifier | Units | RL | MDL | Dilution Factor | Date Prepared | Date Analyzed | Analytical Method | Analyst |
|---|---|---|---|---|---|---|---|---|---|---|
| **Total Organic Carbon - Mansfield Lab** | | | | | | | | | | |
| Total Organic Carbon (Rep1) | 1.52 | | % | 0.010 | 0.010 | 1 | - | 10/21/20 08:35 | 1,9060A | SP |
| Total Organic Carbon (Rep2) | 1.65 | | % | 0.010 | 0.010 | 1 | - | 10/21/20 08:35 | 1,9060A | SP |
| Total Organic Carbon (Average) | 1.58 | | % | 0.010 | 0.010 | 1 | - | 10/21/20 08:35 | 1,9060A | SP |
| **General Chemistry - Mansfield Lab** | | | | | | | | | | |
| Solids, Total | 98.4 | | % | 0.100 | 0.100 | 1 | - | 10/08/20 13:58 | 121,2540G | KM |

**Project Name:** NEW BEDFORD HARBOR-LTM
**Project Number:** 60597627

**Lab Number:** L2041490
**Report Date:** 10/21/20

## SAMPLE RESULTS

Lab ID: L2041490-12
Client ID: S-249-20FSP20-01
Sample Location: NEW BEDFORD, MA

Date Collected: 09/29/20 10:13
Date Received: 09/30/20
Field Prep: Not Specified

Sample Depth:
Matrix: Sediment

| Parameter | Result | Qualifier | Units | RL | MDL | Dilution Factor | Date Prepared | Date Analyzed | Analytical Method | Analyst |
|---|---|---|---|---|---|---|---|---|---|---|
| **Total Organic Carbon - Mansfield Lab** | | | | | | | | | | |
| Total Organic Carbon (Rep1) | 2.27 | | % | 0.010 | 0.010 | 1 | - | 10/21/20 08:35 | 1,9060A | SP |
| Total Organic Carbon (Rep2) | 1.96 | | % | 0.010 | 0.010 | 1 | - | 10/21/20 08:35 | 1,9060A | SP |
| Total Organic Carbon (Average) | 2.11 | | % | 0.010 | 0.010 | 1 | - | 10/21/20 08:35 | 1,9060A | SP |
| **General Chemistry - Mansfield Lab** | | | | | | | | | | |
| Solids, Total | 98.3 | | % | 0.100 | 0.100 | 1 | - | 10/08/20 13:58 | 121,2540G | KM |

**Project Name:** NEW BEDFORD HARBOR-LTM
**Project Number:** 60597627

**Lab Number:** L2041490
**Report Date:** 10/21/20

## SAMPLE RESULTS

Lab ID: L2041490-13
Client ID: S-253-20FSP20-01
Sample Location: NEW BEDFORD, MA

Date Collected: 09/29/20 08:52
Date Received: 09/30/20
Field Prep: Not Specified

Sample Depth:
Matrix: Sediment

| Parameter | Result | Qualifier | Units | RL | MDL | Dilution Factor | Date Prepared | Date Analyzed | Analytical Method | Analyst |
|---|---|---|---|---|---|---|---|---|---|---|
| **Total Organic Carbon - Mansfield Lab** | | | | | | | | | | |
| Total Organic Carbon (Rep1) | 1.89 | | % | 0.010 | 0.010 | 1 | - | 10/21/20 08:35 | 1,9060A | SP |
| Total Organic Carbon (Rep2) | 1.89 | | % | 0.010 | 0.010 | 1 | - | 10/21/20 08:35 | 1,9060A | SP |
| Total Organic Carbon (Average) | 1.89 | | % | 0.010 | 0.010 | 1 | - | 10/21/20 08:35 | 1,9060A | SP |
| **General Chemistry - Mansfield Lab** | | | | | | | | | | |
| Solids, Total | 97.7 | | % | 0.100 | 0.100 | 1 | - | 10/08/20 13:58 | 121,2540G | KM |

**Project Name:** NEW BEDFORD HARBOR-LTM **Lab Number:** L2041490

**Project Number:** 60597627 **Report Date:** 10/21/20

# Method Blank Analysis
## Batch Quality Control

| Parameter | Result | Qualifier | Units | RL | MDL | Dilution Factor | Date Prepared | Date Analyzed | Analytical Method | Analyst |
|---|---|---|---|---|---|---|---|---|---|---|
| Total Organic Carbon - Mansfield Lab for sample(s): 01-13 Batch: WG1422040-1 | | | | | | | | | | |
| Total Organic Carbon (Rep1) | ND | | % | 0.010 | 0.010 | 1 | - | 10/21/20 08:35 | 1,9060A | SP |
| Total Organic Carbon (Rep2) | ND | | % | 0.010 | 0.010 | 1 | - | 10/21/20 08:35 | 1,9060A | SP |
| Total Organic Carbon (Average) | ND | | % | 0.010 | 0.010 | 1 | - | 10/21/20 08:35 | 1,9060A | SP |

# Lab Control Sample Analysis

## Batch Quality Control

**Project Name:** NEW BEDFORD HARBOR-LTM

**Project Number:** 60597627

**Lab Number:** L2041490

**Report Date:** 10/21/20

| Parameter | LCS %Recovery | Qual | LCSD %Recovery | Qual | %Recovery Limits | RPD | Qual | RPD Limits |
|---|---|---|---|---|---|---|---|---|
| Total Organic Carbon - Mansfield Lab Associated sample(s): 01-13 Batch: WG1422040-2 | | | | | | | | |
| Total Organic Carbon (Rep1) | 93 | | - | | 75-125 | - | | 25 |
| Total Organic Carbon (Rep2) | 108 | | - | | 75-125 | - | | 25 |
| Total Organic Carbon (Average) | 101 | | - | | 75-125 | - | | 25 |

# Matrix Spike Analysis
## Batch Quality Control

**Project Name:** NEW BEDFORD HARBOR-LTM
**Project Number:** 60597627

**Lab Number:** L2041490
**Report Date:** 10/21/20

| Parameter | Native Sample | MS Added | MS Found | MS %Recovery | Qual | MSD Found | MSD %Recovery | Qual | Recovery Limits | RPD | Qual | RPD Limits |
|---|---|---|---|---|---|---|---|---|---|---|---|---|
| Total Organic Carbon - Mansfield Lab Associated sample(s): 01-13 QC Batch ID: WG1422040-4 WG1422040-5 QC Sample: L2041496-01 Client ID: MS Sample | | | | | | | | | | | | |
| Total Organic Carbon (Rep1) | 0.967 | 0.882 | 1.91 | 107 | | 1.79 | 88 | | 75-125 | 6 | | 25 |
| Total Organic Carbon (Rep2) | 1.04 | 1.06 | 1.88 | 79 | | 1.98 | 83 | | 75-125 | 5 | | 25 |

# Lab Duplicate Analysis

***Batch Quality Control***

**Project Name:** NEW BEDFORD HARBOR-LTM

**Project Number:** 60597627

***Lab Number:*** L2041490

***Report Date:*** 10/21/20

| Parameter | Native Sample | Duplicate Sample | Units | RPD | Qual | RPD Limits |
|---|---|---|---|---|---|---|
| General Chemistry - Mansfield Lab Associated sample(s): 01-13 QC Batch ID: WG1419830-1 QC Sample: L2042041-02 Client ID: DUP Sample | | | | | | |
| Solids, Total | 95.2 | 95.3 | % | 0 | | 10 |
| Total Organic Carbon - Mansfield Lab Associated sample(s): 01-13 QC Batch ID: WG1422040-3 QC Sample: L2041496-01 Client ID: DUP Sample | | | | | | |
| Total Organic Carbon (Rep1) | 0.967 | 0.886 | % | 9 | | 25 |
| Total Organic Carbon (Rep2) | 1.04 | 0.877 | % | 17 | | 25 |
| Total Organic Carbon (Average) | 1.00 | 0.882 | % | 13 | | 25 |

**Project Name:** NEW BEDFORD HARBOR-LTM
**Project Number:** 60597627

**Lab Number:** L2041490
**Report Date:** 10/21/20

## Sample Receipt and Container Information

Were project specific reporting limits specified? YES

### Cooler Information

| Cooler | Custody Seal |
|---|---|
| A | Absent |

### Container Information

| Container ID | Container Type | Cooler | Initial pH | Final pH | Temp deg C | Pres | Seal | Frozen Date/Time | Analysis(*) |
|---|---|---|---|---|---|---|---|---|---|
| L2041490-01A | Glass 120ml/4oz unpreserved | A | NA | | 3.6 | Y | Absent | | A2-AIRDRY(),A2-TOC-9060-2REPS(28) |
| L2041490-01X | Glass 120ml/4oz unpreserved | A | NA | | 3.6 | Y | Absent | | A2-TS(7),A2-PCB209-C/H-8270(14) |
| L2041490-02A | Glass 120ml/4oz unpreserved | A | NA | | 3.6 | Y | Absent | | A2-AIRDRY(),A2-TOC-9060-2REPS(28) |
| L2041490-02X | Glass 120ml/4oz unpreserved | A | NA | | 3.6 | Y | Absent | | A2-TS(7),A2-PCB209-C/H-8270(14) |
| L2041490-03A | Glass 120ml/4oz unpreserved | A | NA | | 3.6 | Y | Absent | | A2-AIRDRY(),A2-TOC-9060-2REPS(28) |
| L2041490-03X | Glass 120ml/4oz unpreserved | A | NA | | 3.6 | Y | Absent | | A2-TS(7),A2-PCB209-C/H-8270(14) |
| L2041490-04A | Glass 120ml/4oz unpreserved | A | NA | | 3.6 | Y | Absent | | A2-AIRDRY(),A2-TOC-9060-2REPS(28) |
| L2041490-04X | Glass 120ml/4oz unpreserved | A | NA | | 3.6 | Y | Absent | | A2-TS(7),A2-PCB209-C/H-8270(14) |
| L2041490-05A | Glass 120ml/4oz unpreserved | A | NA | | 3.6 | Y | Absent | | A2-AIRDRY(),A2-TOC-9060-2REPS(28) |
| L2041490-05X | Glass 120ml/4oz unpreserved | A | NA | | 3.6 | Y | Absent | | A2-TS(7),A2-PCB209-C/H-8270(14) |
| L2041490-06A | Glass 120ml/4oz unpreserved | A | NA | | 3.6 | Y | Absent | | A2-AIRDRY(),A2-TOC-9060-2REPS(28) |
| L2041490-06X | Glass 120ml/4oz unpreserved | A | NA | | 3.6 | Y | Absent | | A2-TS(7),A2-PCB209-C/H-8270(14) |
| L2041490-07A | Glass 120ml/4oz unpreserved | A | NA | | 3.6 | Y | Absent | | A2-AIRDRY(),A2-TOC-9060-2REPS(28) |
| L2041490-07X | Glass 120ml/4oz unpreserved | A | NA | | 3.6 | Y | Absent | | A2-TS(7),A2-PCB209-C/H-8270(14) |
| L2041490-08A | Glass 120ml/4oz unpreserved | A | NA | | 3.6 | Y | Absent | | A2-AIRDRY(),A2-TOC-9060-2REPS(28) |
| L2041490-08X | Glass 120ml/4oz unpreserved | A | NA | | 3.6 | Y | Absent | | A2-TS(7),A2-PCB209-C/H-8270(14) |
| L2041490-09A | Glass 120ml/4oz unpreserved | A | NA | | 3.6 | Y | Absent | | A2-AIRDRY(),A2-TOC-9060-2REPS(28) |
| L2041490-09X | Glass 120ml/4oz unpreserved | A | NA | | 3.6 | Y | Absent | | A2-TS(7),A2-PCB209-C/H-8270(14) |
| L2041490-10A | Glass 120ml/4oz unpreserved | A | NA | | 3.6 | Y | Absent | | A2-AIRDRY(),A2-TOC-9060-2REPS(28) |
| L2041490-10X | Glass 120ml/4oz unpreserved | A | NA | | 3.6 | Y | Absent | | A2-TS(7),A2-PCB209-C/H-8270(14) |
| L2041490-11A | Glass 120ml/4oz unpreserved | A | NA | | 3.6 | Y | Absent | | A2-AIRDRY(),A2-TOC-9060-2REPS(28) |
| L2041490-11X | Glass 120ml/4oz unpreserved | A | NA | | 3.6 | Y | Absent | | A2-TS(7),A2-PCB209-C/H-8270(14) |
| L2041490-12A | Glass 120ml/4oz unpreserved | A | NA | | 3.6 | Y | Absent | | A2-AIRDRY(),A2-TOC-9060-2REPS(28) |

*Values in parentheses indicate holding time in days

**Project Name:** NEW BEDFORD HARBOR-LTM
**Project Number:** 60597627

**Lab Number:** L2041490
**Report Date:** 10/21/20

### Container Information

| Container ID | Container Type | Cooler | Initial pH | Final pH | Temp deg C | Pres | Seal | Frozen Date/Time | Analysis(*) |
|---|---|---|---|---|---|---|---|---|---|
| L2041490-12X | Glass 120ml/4oz unpreserved | A | NA | | 3.6 | Y | Absent | | A2-TS(7),A2-PCB209-C/H-8270(14) |
| L2041490-13A | Glass 120ml/4oz unpreserved | A | NA | | 3.6 | Y | Absent | | A2-AIRDRY(),A2-TOC-9060-2REPS(28) |
| L2041490-13X | Glass 120ml/4oz unpreserved | A | NA | | 3.6 | Y | Absent | | A2-TS(7),A2-PCB209-C/H-8270(14) |

*Values in parentheses indicate holding time in days

| | | | |
|---|---|---|---|
| **Project Name:** | NEW BEDFORD HARBOR-LTM | **Lab Number:** | L2041490 |
| **Project Number:** | 60597627 | **Report Date:** | 10/21/20 |

## GLOSSARY

***Acronyms***

| | |
|---|---|
| DL | - Detection Limit: This value represents the level to which target analyte concentrations are reported as estimated values, when those target analyte concentrations are quantified below the limit of quantitation (LOQ). The DL includes any adjustments from dilutions, concentrations or moisture content, where applicable. (DoD report formats only.) |
| EDL | - Estimated Detection Limit: This value represents the level to which target analyte concentrations are reported as estimated values, when those target analyte concentrations are quantified below the reporting limit (RL). The EDL includes any adjustments from dilutions, concentrations or moisture content, where applicable. The use of EDLs is specific to the analysis of PAHs using Solid-Phase Microextraction (SPME). |
| EMPC | - Estimated Maximum Possible Concentration: The concentration that results from the signal present at the retention time of an analyte when the ions meet all of the identification criteria except the ion abundance ratio criteria. An EMPC is a worst-case estimate of the concentration. |
| EPA | - Environmental Protection Agency. |
| LCS | - Laboratory Control Sample: A sample matrix, free from the analytes of interest, spiked with verified known amounts of analytes or a material containing known and verified amounts of analytes. |
| LCSD | - Laboratory Control Sample Duplicate: Refer to LCS. |
| LFB | - Laboratory Fortified Blank: A sample matrix, free from the analytes of interest, spiked with verified known amounts of analytes or a material containing known and verified amounts of analytes. |
| LOD | - Limit of Detection: This value represents the level to which a target analyte can reliably be detected for a specific analyte in a specific matrix by a specific method. The LOD includes any adjustments from dilutions, concentrations or moisture content, where applicable. (DoD report formats only.) |
| LOQ | - Limit of Quantitation: The value at which an instrument can accurately measure an analyte at a specific concentration. The LOQ includes any adjustments from dilutions, concentrations or moisture content, where applicable. (DoD report formats only.)<br><br>Limit of Quantitation: The value at which an instrument can accurately measure an analyte at a specific concentration. The LOQ includes any adjustments from dilutions, concentrations or moisture content, where applicable. (DoD report formats only.) |
| MDL | - Method Detection Limit: This value represents the level to which target analyte concentrations are reported as estimated values, when those target analyte concentrations are quantified below the reporting limit (RL). The MDL includes any adjustments from dilutions, concentrations or moisture content, where applicable. |
| MS | - Matrix Spike Sample: A sample prepared by adding a known mass of target analyte to a specified amount of matrix sample for which an independent estimate of target analyte concentration is available. For Method 332.0, the spike recovery is calculated using the native concentration, including estimated values. |
| MSD | - Matrix Spike Sample Duplicate: Refer to MS. |
| NA | - Not Applicable. |
| NC | - Not Calculated: Term is utilized when one or more of the results utilized in the calculation are non-detect at the parameter's reporting unit. |
| NDPA/DPA | - N-Nitrosodiphenylamine/Diphenylamine. |
| NI | - Not Ignitable. |
| NP | - Non-Plastic: Term is utilized for the analysis of Atterberg Limits in soil. |
| NR | - No Results: Term is utilized when 'No Target Compounds Requested' is reported for the analysis of Volatile or Semivolatile Organic TIC only requests. |
| RL | - Reporting Limit: The value at which an instrument can accurately measure an analyte at a specific concentration. The RL includes any adjustments from dilutions, concentrations or moisture content, where applicable. |
| RPD | - Relative Percent Difference: The results from matrix and/or matrix spike duplicates are primarily designed to assess the precision of analytical results in a given matrix and are expressed as relative percent difference (RPD). Values which are less than five times the reporting limit for any individual parameter are evaluated by utilizing the absolute difference between the values; although the RPD value will be provided in the report. |
| SRM | - Standard Reference Material: A reference sample of a known or certified value that is of the same or similar matrix as the associated field samples. |
| STLP | - Semi-dynamic Tank Leaching Procedure per EPA Method 1315. |
| TEF | - Toxic Equivalency Factors: The values assigned to each dioxin and furan to evaluate their toxicity relative to 2,3,7,8-TCDD. |
| TEQ | - Toxic Equivalent: The measure of a sample's toxicity derived by multiplying each dioxin and furan by its corresponding TEF and then summing the resulting values. |
| TIC | - Tentatively Identified Compound: A compound that has been identified to be present and is not part of the target compound list (TCL) for the method and/or program. All TICs are qualitatively identified and reported as estimated concentrations. |

*Report Format: DU Report with 'J' Qualifiers*

| | | | |
|---|---|---|---|
| **Project Name:** | NEW BEDFORD HARBOR-LTM | **Lab Number:** | L2041490 |
| **Project Number:** | 60597627 | **Report Date:** | 10/21/20 |

***Footnotes***

1 - The reference for this analyte should be considered modified since this analyte is absent from the target analyte list of the original method.

***Terms***

Analytical Method: Both the document from which the method originates and the analytical reference method. (Example: EPA 8260B is shown as 1,8260B.) The codes for the reference method documents are provided in the References section of the Addendum.

Difference: With respect to Total Oxidizable Precursor (TOP) Assay analysis, the difference is defined as the Post-Treatment value minus the Pre-Treatment value.

Final pH: As it pertains to Sample Receipt & Container Information section of the report, Final pH reflects pH of container determined after adjustment at the laboratory, if applicable. If no adjustment required, value reflects Initial pH.

Frozen Date/Time: With respect to Volatile Organics in soil, Frozen Date/Time reflects the date/time at which associated Reagent Water-preserved vials were initially frozen. Note: If frozen date/time is beyond 48 hours from sample collection, value will be reflected in 'bold'.

Initial pH: As it pertains to Sample Receipt & Container Information section of the report, Initial pH reflects pH of container determined upon receipt, if applicable.

PAH Total: With respect to Alkylated PAH analyses, the 'PAHs, Total' result is defined as the summation of results for all or a subset of the following compounds: Naphthalene, C1-C4 Naphthalenes, 2-Methylnaphthalene, 1-Methylnaphthalene, Biphenyl, Acenaphthylene, Acenaphthene, Fluorene, C1-C3 Fluorenes, Phenanthrene, C1-C4 Phenanthrenes/Anthracenes, Anthracene, Fluoranthene, Pyrene, C1-C4 Fluoranthenes/Pyrenes, Benz(a)anthracene, Chrysene, C1-C4 Chrysenes, Benzo(b)fluoranthene, Benzo(j)+(k)fluoranthene, Benzo(e)pyrene, Benzo(a)pyrene, Perylene, Indeno(1,2,3-cd)pyrene, Dibenz(ah)+(ac)anthracene, Benzo(g,h,i)perylene. If a 'Total' result is requested, the results of its individual components will also be reported.

PFAS Total: With respect to PFAS analyses, the 'PFAS, Total (5)' result is defined as the summation of results for: PFHpA, PFHxS, PFOA, PFNA and PFOS. If a 'Total' result is requested, the results of its individual components will also be reported.

The target compound Chlordane (CAS No. 57-74-9) is reported for GC ECD analyses. Per EPA,this compound "refers to a mixture of chlordane isomers, other chlorinated hydrocarbons and numerous other components." (Reference: USEPA Toxicological Review of Chlordane, In Support of Summary Information on the Integrated Risk Information System (IRIS), December 1997.)

Total: With respect to Organic analyses, a 'Total' result is defined as the summation of results for individual isomers or Aroclors. If a 'Total' result is requested, the results of its individual components will also be reported. This is applicable to 'Total' results for methods 8260, 8081 and 8082.

***Data Qualifiers***

**A** - Spectra identified as "Aldol Condensates" are byproducts of the extraction/concentration procedures when acetone is introduced in the process.

**B** - The analyte was detected above the reporting limit in the associated method blank. Flag only applies to associated field samples that have detectable concentrations of the analyte at less than ten times (10x) the concentration found in the blank. For MCP-related projects, flag only applies to associated field samples that have detectable concentrations of the analyte at less than ten times (10x) the concentration found in the blank. For DOD-related projects, flag only applies to associated field samples that have detectable concentrations of the analyte at less than ten times (10x) the concentration found in the blank AND the analyte was detected above one-half the reporting limit (or above the reporting limit for common lab contaminants) in the associated method blank. For NJ-Air-related projects, flag only applies to associated field samples that have detectable concentrations of the analyte above the reporting limit. For NJ-related projects (excluding Air), flag only applies to associated field samples that have detectable concentrations of the analyte, which was detected above the reporting limit in the associated method blank or above five times the reporting limit for common lab contaminants (Phthalates, Acetone, Methylene Chloride, 2-Butanone).

**C** - Co-elution: The target analyte co-elutes with a known lab standard (i.e. surrogate, internal standards, etc.) for co-extracted analyses.

**D** - Concentration of analyte was quantified from diluted analysis. Flag only applies to field samples that have detectable concentrations of the analyte.

**E** - Concentration of analyte exceeds the range of the calibration curve and/or linear range of the instrument.

**F** - The ratio of quantifier ion response to qualifier ion response falls outside of the laboratory criteria. Results are considered to be an estimated maximum concentration.

**G** - The concentration may be biased high due to matrix interferences (i.e, co-elution) with non-target compound(s). The result should be considered estimated.

**H** - The analysis of pH was performed beyond the regulatory-required holding time of 15 minutes from the time of sample collection.

**I** - The lower value for the two columns has been reported due to obvious interference.

**J** - Estimated value. The Target analyte concentration is below the quantitation limit (RL), but above the Method Detection Limit (MDL) or Estimated Detection Limit (EDL) for SPME-related analyses. This represents an estimated concentration for Tentatively Identified Compounds (TICs).

**M** - Reporting Limit (RL) exceeds the MCP CAM Reporting Limit for this analyte.

**ND** - Not detected at the method detection limit (MDL) for the sample, or estimated detection limit (EDL) for SPME-related analyses.

**NJ** - Presumptive evidence of compound. This represents an estimated concentration for Tentatively Identified Compounds (TICs), where

*Report Format: DU Report with 'J' Qualifiers*

| | | | |
|---|---|---|---|
| **Project Name:** | NEW BEDFORD HARBOR-LTM | **Lab Number:** | L2041490 |
| **Project Number:** | 60597627 | **Report Date:** | 10/21/20 |

***Data Qualifiers***

the identification is based on a mass spectral library search.

**P** - The RPD between the results for the two columns exceeds the method-specified criteria.

**Q** - The quality control sample exceeds the associated acceptance criteria. For DOD-related projects, LCS and/or Continuing Calibration Standard exceedences are also qualified on all associated sample results. Note: This flag is not applicable for matrix spike recoveries when the sample concentration is greater than 4x the spike added or for batch duplicate RPD when the sample concentrations are less than 5x the RL. (Metals only.)

**R** - Analytical results are from sample re-analysis.

**RE** - Analytical results are from sample re-extraction.

**S** - Analytical results are from modified screening analysis.

| | | | |
|---|---|---|---|
| **Project Name:** | NEW BEDFORD HARBOR-LTM | **Lab Number:** | L2041490 |
| **Project Number:** | 60597627 | **Report Date:** | 10/21/20 |

## REFERENCES


1 Test Methods for Evaluating Solid Waste: Physical/Chemical Methods. EPA SW-846. Third Edition. Updates I - VI, 2018.

105 Test Methods for Evaluating Solid Waste: Physical/Chemical Methods. EPA SW-846. Third Edition. Updates I - IIIA, 1997 in conjunction with NOAA Technical Memorandum NMFS-NWFSC-59: Extraction, Cleanup and GC/MS Analysis of Sediments and Tissues for Organic Contaminants, March 2004 and the Determination of Pesticides and PCBs in Water and Oil/Sediment by GC/MS: Method 680, EPA 01A0005295, November 1985.

121 Standard Methods for the Examination of Water and Wastewater. APHA-AWWA-WEF. Standard Methods Online.


## LIMITATION OF LIABILITIES

Alpha Analytical performs services with reasonable care and diligence normal to the analytical testing laboratory industry. In the event of an error, the sole and exclusive responsibility of Alpha Analytical shall be to re-perform the work at it's own expense. In no event shall Alpha Analytical be held liable for any incidental, consequential or special damages, including but not limited to, damages in any way connected with the use of, interpretation of, information or analysis provided by Alpha Analytical.

We strongly urge our clients to comply with EPA protocol regarding sample volume, preservation, cooling, containers, sampling procedures, holding time and splitting of samples in the field.

# Certification Information

**The following analytes are not included in our Primary NELAP Scope of Accreditation:**

**Westborough Facility**
**EPA 624/624.1:** m/p-xylene, o-xylene, Naphthalene
**EPA 8260C:** NPW: 1,2,4,5-Tetramethylbenzene; 4-Ethyltoluene, Azobenzene; SCM: Iodomethane (methyl iodide), 1,2,4,5-Tetramethylbenzene; 4-Ethyltoluene.
**EPA 8270D:** NPW: Dimethylnaphthalene,1,4-Diphenylhydrazine; SCM: Dimethylnaphthalene,1,4-Diphenylhydrazine.
**SM4500**: NPW: Amenable Cyanide; SCM: Total Phosphorus, TKN, NO2, NO3.

**Mansfield Facility**
**SM 2540D:** TSS
**EPA 8082A:** NPW: PCB: 1, 5, 31, 87,101, 110, 141, 151, 153, 180, 183, 187.
**EPA TO-15:** Halothane, 2,4,4-Trimethyl-2-pentene, 2,4,4-Trimethyl-1-pentene, Thiophene, 2-Methylthiophene, 3-Methylthiophene, 2-Ethylthiophene, 1,2,3-Trimethylbenzene, Indan, Indene, 1,2,4,5-Tetramethylbenzene, Benzothiophene, 1-Methylnaphthalene.
**EPA TO-12** Non-methane organics
**EPA 3C** Fixed gases
**Biological Tissue Matrix:** EPA 3050B

**The following analytes are included in our Massachusetts DEP Scope of Accreditation**

**Westborough Facility:**

***Drinking Water***
**EPA 300.0**: Chloride, Nitrate-N, Fluoride, Sulfate; **EPA 353.2**: Nitrate-N, Nitrite-N; **SM4500NO3-F**: Nitrate-N, Nitrite-N; **SM4500F-C, SM4500CN-CE, EPA 180.1, SM2130B, SM4500Cl-D, SM2320B, SM2540C, SM4500H-B, SM4500NO2-B**
**EPA 332**: Perchlorate; **EPA 524.2:** THMs and VOCs; **EPA 504.1:** EDB, DBCP.
**Microbiology**: **SM9215B; SM9223-P/A, SM9223B-Colilert-QT,SM9222D**.

***Non-Potable Water***
**SM4500H,B, EPA 120.1, SM2510B, SM2540C, SM2320B, SM4500CL-E, SM4500F-BC, SM4500NH3-BH:** Ammonia-N and Kjeldahl-N, **EPA 350.1**: Ammonia-N, **LACHAT 10-107-06-1-B**: Ammonia-N, **EPA 351.1, SM4500NO3-F, EPA 353.2**: Nitrate-N**, SM4500P-E, SM4500P-B, E, SM4500SO4-E, SM5220D, EPA 410.4, SM5210B, SM5310C, SM4500CL-D, EPA 1664, EPA 420.1, SM4500-CN-CE, SM2540D, EPA 300: Chloride, Sulfate, Nitrate.**
**EPA 624.1**: Volatile Halocarbons & Aromatics,
**EPA 608.3**: Chlordane, Toxaphene, Aldrin, alpha-BHC, beta-BHC, gamma-BHC, delta-BHC, Dieldrin, DDD, DDE, DDT, Endosulfan I, Endosulfan II, Endosulfan sulfate, Endrin, Endrin Aldehyde, Heptachlor, Heptachlor Epoxide, PCBs
**EPA 625.1**: SVOC (Acid/Base/Neutral Extractables), **EPA 600/4-81-045**: PCB-Oil.
**Microbiology**: **SM9223B-Colilert-QT; Enterolert-QT, SM9221E, EPA 1600, EPA 1603.**

**Mansfield Facility:**

***Drinking Water***
**EPA 200.7:** Al, Ba, Cd, Cr, Cu, Fe, Mn, Ni, Na, Ag, Ca, Zn. **EPA 200.8:** Al, Sb, As, Ba, Be, Cd, Cr, Cu, Pb, Mn, Ni, Se, Ag, TL, Zn. **EPA 245.1** Hg.
**EPA 522.**

***Non-Potable Water***
**EPA 200.7:** Al, Sb, As, Be, Cd, Ca, Cr, Co, Cu, Fe, Pb, Mg, Mn, Mo, Ni, K, Se, Ag, Na, Sr, TL, Ti, V, Zn.
**EPA 200.8:** Al, Sb**,** As, Be, Cd, Cr, Cu, Fe, Pb, Mn, Ni, K, Se, Ag, Na, TL, Zn.
**EPA 245.1** Hg.
**SM2340B**

For a complete listing of analytes and methods, please contact your Alpha Project Manager.

9/30/20 L2041490

**COC ID:** 20200929-Alpha **TURNAROUND TIME:** Standard **RUSH:**

| PROJECT/CLIENT INFO | | | |
|---|---|---|---|
| Facility Name | New Bedford Harbor - LTM | | |
| Project Number | | | |
| Department | | | |
| Address | 103 Sawyer St | | |
| City | New Bedford | State | MA |
| Postal Code | 02746 | Country | |
| Phone Number | | | |
| Project Manager | Will Humphries | | |
| Email Address | | | |

| LABORATORY | | | |
|---|---|---|---|
| Lab Name | Alpha Analytical Lab | | |
| Lab Contact | Liz Porta | | |
| Email | | | |
| Address | 320 Forbes Boulevard | | |
| City | Mansfield | State | MA |
| Postal Code | 02048 | Country | |
| Phone Number | | | |
| Quote Number | | | |
| PO Number | | | |

| OTHER INFO | |
|---|---|
| Email Invoice To | maura.surprenant@aecom.com |
| Invoice Reports | |
| Email Report To | helen.jones@aecom.com |
| Email Reports | |
| Shipping Company | AAL |
| Tracking Number | |
| Cooler Count | 1 |
| Cooler Description | |
| Sampler 2 | |
| Sampler 3 | |

**SAMPLE DETAILS** / **ANALYSIS REQUESTED**

Filtered - F: Field, L: Lab, FL: Field & Lab, N: None

| Sample ID | Start Depth | End Depth | Depth Unit | Field Matrix | Date | Time (24hr) | G=Grab C=Comp | Total # Of Cont. | FIL | PRESERV. | ANALYSIS: TOC | ANALYSIS: PCB Congeners |
|---|---|---|---|---|---|---|---|---|---|---|---|---|
| S-204-20FSP20-01 | 0 | 2 | CM | SE | 2020/09/29 | 11:46 | G | 1 | | | X | X |
| S-207-20FSP20-01 | 0 | 2 | CM | SE | 2020/09/29 | 09:16 | G | 1 | | | X | X |
| S-208-20FSP20-01 | 0 | 2 | CM | SE | 2020/09/29 | 08:23 | G | 1 | | | X | X |
| S-211-20FSP20-01 | 0 | 2 | CM | SE | 2020/09/29 | 10:20 | G | 1 | | | X | X |
| S-212-20FSP20-01 | 0 | 2 | CM | SE | 2020/09/29 | 13:00 | G | 1 | | | X | X |
| S-216-20FSP20-01 | 0 | 2 | CM | SE | 2020/09/29 | 14:14 | G | 1 | | | X | X |
| S-217-20FSP20-01 | 0 | 2 | CM | SE | 2020/09/29 | 15:06 | G | 1 | | | X | X |
| S-240-20FSP20-01 | 0 | 2 | CM | SE | 2020/09/29 | 13:17 | G | 1 | | | X | X |
| S-241-20FSP20-01 | 0 | 2 | CM | SE | 2020/09/29 | 14:30 | G | 1 | | | X | X |
| S-242-20FSP20-01 | 0 | 2 | CM | SE | 2020/09/29 | 15:33 | G | 1 | | | X | X |

| ADDITIONAL COMMENTS/SPECIAL INSTRUCTIONS | RELINQUISHED BY/AFFILIATION | DATE/TIME | ACCEPTED BY/AFFILIATION | DATE/TIME |
|---|---|---|---|---|
| "H" denotes hold until further instruction | Briley Barra AECOM | 09/30/20 | Holly Sidat AECOM | 9/30/20 1550 |
| | Holly Sidat | 09/30/20 1550 | Tracy AAL | 9-30-20 1550 |
| | Tracy AAL | 9-30-20 1550 | | 9-30-20 1920 |
| | | 9/30/20 2000 | | 9/30/20 1920 |

**NB OF BOTTLES RETURNED/DESCRIPTION**

| | | | |
|---|---|---|---|
| Sampler's Name | Briley Barra | Mobile # | 607-229-7790 |
| Sampler's Signature | Briley Barra | Date/Time | 2020/09/30 |

OKC -AK 9/30/20 2000

9/30/20 L2041490

| COC ID: | 20200929-Alpha | TURNAROUND TIME: | Standard | RUSH: |
|---|---|---|---|---|

| PROJECT/CLIENT INFO | | | | LABORATORY | | | | OTHER INFO | |
|---|---|---|---|---|---|---|---|---|---|
| Facility Name | New Bedford Harbor - LTM | | | Lab Name | Alpha Analytical Lab | | | Email Invoice To | maura.surprenant@aecom.com |
| Project Number | | | | Lab Contact | Liz Porta | | | Invoice Reports | |
| Department | | | | Email | | | | Email Report To | helen.jones@aecom.com |
| Address | 103 Sawyer St | | | Address | 320 Forbes Boulevard | | | Email Reports | |
| | | | | | | | | Shipping Company | AAL |
| City | New Bedford | State | MA | City | Mansfield | State | MA | Tracking Number | |
| Postal Code | 02746 | Country | | Postal Code | 02048 | Country | | Cooler Count | 1 |
| Phone Number | | | | Phone Number | | | | Cooler Description | |
| Project Manager | Will Humphries | | | Quote Number | | | | Sampler 2 | |
| Email Address | | | | PO Number | | | | Sampler 3 | |

SAMPLE DETAILS / ANALYSIS REQUESTED

Filtered - F: Field, L: Lab, FL: Field & Lab, N: None

| Sample ID | Start Depth | End Depth | Depth Unit | Field Matrix | Date | Time (24hr) | G=Grab C=Comp | Total # Of Cont | FIL | PRESERV. | ANALYSIS: TOC | PCB Congeners |
|---|---|---|---|---|---|---|---|---|---|---|---|---|
| S-245-20FSP20-01 | 0 | 2 | CM | SE | 2020/09/29 | 11:45 | G | 1 | | | X | X |
| S-249-20FSP20-01 | 0 | 2 | CM | SE | 2020/09/29 | 10:13 | G | 1 | | | X | X |
| S-253-20FSP20-01 | 0 | 2 | CM | SE | 2020/09/29 | 08:52 | G | 1 | | | X | X |

| ADDITIONAL COMMENTS/SPECIAL INSTRUCTIONS | RELINQUISHED BY/AFFILIATION | DATE/TIME | ACCEPTED BY/AFFILIATION | DATE/TIME |
|---|---|---|---|---|
| "H" denotes hold until further instruction | Briley Bana AECOM | 09/30/20 | Haley Sedat AECOM | 9/30/20 1550 |
| | Haley Sedat AECOM | 9/30/20 1550 | Tegan AAL | 9-30-20 1550 |
| | Tegan AAL | 9-30-20 1820 | | 9-30-20 1820 |
| | | 9-30-20 1820 | | 9/30/20 1920 |
| | | 9/30/20 2009 | | |

| NB OF BOTTLES RETURNED/DESCRIPTION | | | | |
|---|---|---|---|---|
| | Sampler's Name | Briley Bana | Mobile # | 607-229-7790 |
| | Sampler's Signature | Briley Bana | Date/Time | 2020/09/30 |

9/30/20 2008

# ANALYTICAL REPORT

| | |
|---|---|
| Lab Number: | L2042041 |
| Client: | AECOM<br>250 Apollo Drive<br>Chelmsford, MA 01824 |
| ATTN: | Will Humphries |
| Phone: | (978) 833-6950 |
| Project Name: | NEW BEDFORD HARBOR-LTM |
| Project Number: | 60597627 |
| Report Date: | 10/23/20 |

The original project report/data package is held by Alpha Analytical. This report/data package is paginated and should be reproduced only in its entirety. Alpha Analytical holds no responsibility for results and/or data that are not consistent with the original.

Certifications & Approvals: MA (M-MA030), NH NELAP (2062), CT (PH-0141), DoD (L2474), FL (E87814), IL (200081), LA (85084), ME (MA00030), MD (350), NJ (MA015), NY (11627), NC (685), OH (CL106), PA (68-02089), RI (LAO00299), TX (T104704419), VT (VT-0015), VA (460194), WA (C954), US Army Corps of Engineers, USDA (Permit #P330-17-00150), USFWS (Permit #206964).

320 Forbes Boulevard, Mansfield, MA 02048-1806
508-822-9300 (Fax) 508-822-3288 800-624-9220 - www.alphalab.com

**Project Name:** NEW BEDFORD HARBOR-LTM
**Project Number:** 60597627

**Lab Number:** L2042041
**Report Date:** 10/23/20

| Alpha Sample ID | Client ID | Matrix | Sample Location | Collection Date/Time | Receive Date |
|---|---|---|---|---|---|
| L2042041-01 | S-218-20FSP20-01 | SEDIMENT | NEW BEDFORD, MA | 10/01/20 08:53 | 10/02/20 |
| L2042041-02 | S-226-20FSP20-01 | SEDIMENT | NEW BEDFORD, MA | 10/01/20 15:10 | 10/02/20 |
| L2042041-03 | S-227-20FSP20-01 | SEDIMENT | NEW BEDFORD, MA | 10/01/20 11:45 | 10/02/20 |
| L2042041-04 | S-230-20FSP20-01 | SEDIMENT | NEW BEDFORD, MA | 10/01/20 13:41 | 10/02/20 |
| L2042041-05 | S-231-20FSP20-01 | SEDIMENT | NEW BEDFORD, MA | 10/01/20 15:18 | 10/02/20 |
| L2042041-06 | S-235-20FSP20-01 | SEDIMENT | NEW BEDFORD, MA | 10/01/20 12:47 | 10/02/20 |
| L2042041-07 | S-236-20FSP20-01 | SEDIMENT | NEW BEDFORD, MA | 10/01/20 11:45 | 10/02/20 |
| L2042041-08 | S-237-20FSP20-01 | SEDIMENT | NEW BEDFORD, MA | 10/01/20 09:55 | 10/02/20 |
| L2042041-09 | S-237-20FSP20-01-REP | SEDIMENT | NEW BEDFORD, MA | 10/01/20 11:37 | 10/02/20 |
| L2042041-10 | S-220-20FSP20-01 | SEDIMENT | NEW BEDFORD, MA | 10/02/20 11:44 | 10/02/20 |
| L2042041-11 | S-221-20FSP20-01 | SEDIMENT | NEW BEDFORD, MA | 10/02/20 08:11 | 10/02/20 |
| L2042041-12 | S-222-20FSP20-01 | SEDIMENT | NEW BEDFORD, MA | 10/02/20 09:45 | 10/02/20 |
| L2042041-13 | S-224-20FSP20-01 | SEDIMENT | NEW BEDFORD, MA | 10/02/20 09:46 | 10/02/20 |
| L2042041-14 | S-225-20FSP20-01 | SEDIMENT | NEW BEDFORD, MA | 10/02/20 08:37 | 10/02/20 |

| | | | |
|---|---|---|---|
| **Project Name:** | NEW BEDFORD HARBOR-LTM | **Lab Number:** | L2042041 |
| **Project Number:** | 60597627 | **Report Date:** | 10/23/20 |

## Case Narrative

The samples were received in accordance with the Chain of Custody and no significant deviations were encountered during the preparation or analysis unless otherwise noted. Sample Receipt, Container Information, and the Chain of Custody are located at the back of the report.

Results contained within this report relate only to the samples submitted under this Alpha Lab Number and meet NELAP requirements for all NELAP accredited parameters unless otherwise noted in the following narrative. The data presented in this report is organized by parameter (i.e. VOC, SVOC, etc.). Sample specific Quality Control data (i.e. Surrogate Spike Recovery) is reported at the end of the target analyte list for each individual sample, followed by the Laboratory Batch Quality Control at the end of each parameter. Tentatively Identified Compounds (TICs), if requested, are reported for compounds identified to be present and are not part of the method/program Target Compound List, even if only a subset of the TCL are being reported. If a sample was re-analyzed or re-extracted due to a required quality control corrective action and if both sets of data are reported, the Laboratory ID of the re-analysis or re-extraction is designated with an "R" or "RE", respectively.

When multiple Batch Quality Control elements are reported (e.g. more than one LCS), the associated samples for each element are noted in the grey shaded header line of each data table. Any Laboratory Batch, Sample Specific % recovery or RPD value that is outside the listed Acceptance Criteria is bolded in the report. In reference to questions H (CAM) or 4 (RCP) when "NO" is checked, the performance criteria for CAM and RCP methods allow for some quality control failures to occur and still be within method compliance. In these instances, the specific failure is not narrated but noted in the associated QC Outlier Summary Report, located directly after the Case Narrative. QC information is also incorporated in the Data Usability Assessment table (Format 11) of our Data Merger tool, where it can be reviewed in conjunction with the sample result, associated regulatory criteria and any associated data usability implications.

Soil/sediments, solids and tissues are reported on a dry weight basis unless otherwise noted. Definitions of all data qualifiers and acronyms used in this report are provided in the Glossary located at the back of the report.

HOLD POLICY - For samples submitted on hold, Alpha's policy is to hold samples (with the exception of Air canisters) free of charge for 21 calendar days from the date the project is completed. After 21 calendar days, we will dispose of all samples submitted including those put on hold unless you have contacted your Alpha Project Manager and made arrangements for Alpha to continue to hold the samples. Air canisters will be disposed after 3 business days from the date the project is completed.

Please contact Project Management at 800-624-9220 with any questions.

| | | | |
|---|---|---|---|
| **Project Name:** | NEW BEDFORD HARBOR-LTM | **Lab Number:** | L2042041 |
| **Project Number:** | 60597627 | **Report Date:** | 10/23/20 |

**Case Narrative (continued)**

Report Submission

All non-detect (ND) or estimated concentrations (J-qualified) have been quantitated to the limit noted in the MDL column.

PCB Congeners/Homologs

L2042041-02, -03, -04, -05, -06, -07, -09, -10, -11, -12, -13, and -14: The sample has elevated detection limits due to the dilution required by the elevated concentrations of target compounds in the sample.

The WG1421004-5/-6 MS/MSD recoveries, performed on L2042041-02, are outside the acceptance criteria for several compounds. The unacceptable percent recoveries are attributed to the elevated concentrations of target compounds present in the native sample.

I, the undersigned, attest under the pains and penalties of perjury that, to the best of my knowledge and belief and based upon my personal inquiry of those responsible for providing the information contained in this analytical report, such information is accurate and complete. This certificate of analysis is not complete unless this page accompanies any and all pages of this report.

Authorized Signature: Susan E O'Neil Susan O' Neil

Title: Technical Director/Representative Date: 10/23/20

# ORGANICS

# PCBS

**Project Name:** NEW BEDFORD HARBOR-LTM
**Project Number:** 60597627
**Lab Number:** L2042041
**Report Date:** 10/23/20

## SAMPLE RESULTS

Lab ID: L2042041-01
Client ID: S-218-20FSP20-01
Sample Location: NEW BEDFORD, MA

Date Collected: 10/01/20 08:53
Date Received: 10/02/20
Field Prep: Not Specified

Sample Depth:
Matrix: Sediment
Analytical Method: 105,8270D-SIM/680(M)
Analytical Date: 10/20/20 20:57
Analyst: SV
Percent Solids: 100%

Extraction Method: EPA 3570
Extraction Date: 10/12/20 11:31
Cleanup Method: EPA 3630
Cleanup Date: 10/13/20

| Parameter | Result | Qualifier | Units | RL | MDL | Dilution Factor |
|---|---|---|---|---|---|---|
| PCB Congeners/Homologs - Mansfield Lab | | | | | | |
| Cl1-BZ#1-Cal/RTW | ND | | ug/kg | 0.190 | 0.095 | 1 |
| Cl1-BZ#2 | ND | | ug/kg | 0.190 | 0.095 | 1 |
| Cl1-BZ#3 | 0.188 | J | ug/kg | 0.190 | 0.095 | 1 |
| Cl2-BZ#4/#10 | 0.382 | | ug/kg | 0.381 | 0.190 | 1 |
| Cl2-BZ#9 | 0.120 | J | ug/kg | 0.190 | 0.095 | 1 |
| Cl2-BZ#7 | 0.129 | J | ug/kg | 0.190 | 0.095 | 1 |
| Cl2-BZ#6 | 1.89 | | ug/kg | 0.190 | 0.095 | 1 |
| Cl2-BZ#5 | ND | | ug/kg | 0.190 | 0.095 | 1 |
| Cl2-BZ#8 | 2.45 | | ug/kg | 0.190 | 0.095 | 1 |
| Cl3-BZ#19 | 0.237 | | ug/kg | 0.190 | 0.095 | 1 |
| Cl2-BZ#14 | ND | | ug/kg | 0.190 | 0.095 | 1 |
| Cl3-BZ#30 | ND | | ug/kg | 0.190 | 0.095 | 1 |
| Cl3-BZ#18 | 4.73 | | ug/kg | 0.190 | 0.095 | 1 |
| Cl2-BZ#11 | 0.685 | | ug/kg | 0.190 | 0.095 | 1 |
| Cl3-BZ#17 | 2.74 | | ug/kg | 0.190 | 0.095 | 1 |
| Cl2-BZ#12 | ND | | ug/kg | 0.190 | 0.095 | 1 |
| Cl3-BZ#27 | 0.832 | | ug/kg | 0.190 | 0.095 | 1 |
| Cl2-BZ#13 | 2.42 | | ug/kg | 0.381 | 0.190 | 1 |
| Cl3-BZ#24 | ND | | ug/kg | 0.190 | 0.095 | 1 |
| Cl3-BZ#16 | 0.677 | | ug/kg | 0.190 | 0.095 | 1 |
| Cl3-BZ#32 | 1.72 | | ug/kg | 0.190 | 0.095 | 1 |
| Cl2-BZ#15 | 4.39 | | ug/kg | 0.190 | 0.095 | 1 |
| Cl3-BZ#34 | 0.195 | | ug/kg | 0.190 | 0.095 | 1 |
| Cl3-BZ#23 | ND | | ug/kg | 0.190 | 0.095 | 1 |
| Cl4-BZ#54 | ND | | ug/kg | 0.190 | 0.095 | 1 |
| Cl3-BZ#29-Cal | ND | | ug/kg | 0.190 | 0.095 | 1 |
| Cl4-BZ#50-Cal | ND | | ug/kg | 0.190 | 0.095 | 1 |
| Cl3-BZ#26 | 12.0 | | ug/kg | 0.190 | 0.095 | 1 |

**Project Name:** NEW BEDFORD HARBOR-LTM **Lab Number:** L2042041

**Project Number:** 60597627 **Report Date:** 10/23/20

## SAMPLE RESULTS

Lab ID: L2042041-01 Date Collected: 10/01/20 08:53

Client ID: S-218-20FSP20-01 Date Received: 10/02/20

Sample Location: NEW BEDFORD, MA Field Prep: Not Specified

Sample Depth:

| Parameter | Result | Qualifier | Units | RL | MDL | Dilution Factor |
|---|---|---|---|---|---|---|
| PCB Congeners/Homologs - Mansfield Lab | | | | | | |
| Cl3-BZ#25 | 8.25 | | ug/kg | 0.190 | 0.095 | 1 |
| Cl4-BZ#53 | 1.69 | | ug/kg | 0.190 | 0.095 | 1 |
| Cl3-BZ#-31 | 20.6 | | ug/kg | 0.190 | 0.095 | 1 |
| Cl3-BZ#28 | 24.0 | | ug/kg | 0.190 | 0.095 | 1 |
| Cl3-BZ#33 | 2.22 | | ug/kg | 0.190 | 0.095 | 1 |
| Cl4-BZ#51 | 0.614 | | ug/kg | 0.190 | 0.095 | 1 |
| Cl3-BZ#21/#20 | 0.914 | | ug/kg | 0.381 | 0.190 | 1 |
| Cl4-BZ#45 | 0.746 | | ug/kg | 0.190 | 0.095 | 1 |
| Cl3-BZ#22 | 3.71 | | ug/kg | 0.190 | 0.095 | 1 |
| Cl4-BZ#73/#46 | 0.499 | | ug/kg | 0.381 | 0.190 | 1 |
| Cl4-BZ#69 | ND | | ug/kg | 0.190 | 0.095 | 1 |
| Cl4-BZ#43 | 0.252 | | ug/kg | 0.190 | 0.095 | 1 |
| Cl3-BZ#36 | ND | | ug/kg | 0.190 | 0.095 | 1 |
| Cl4-BZ#52 | 20.3 | | ug/kg | 0.190 | 0.095 | 1 |
| Cl4-BZ#48 | 1.02 | | ug/kg | 0.190 | 0.095 | 1 |
| Cl4-BZ#49 | 23.8 | | ug/kg | 0.190 | 0.095 | 1 |
| Cl5-BZ#104 | ND | | ug/kg | 0.190 | 0.095 | 1 |
| Cl4-BZ#47 | 9.99 | | ug/kg | 0.190 | 0.095 | 1 |
| Cl4-BZ#65/#75/#62 | 0.568 | J | ug/kg | 0.571 | 0.286 | 1 |
| Cl3-BZ#39 | 0.141 | J | ug/kg | 0.190 | 0.095 | 1 |
| Cl3-BZ#38 | ND | | ug/kg | 0.190 | 0.095 | 1 |
| Cl4-BZ#44 | 7.02 | | ug/kg | 0.190 | 0.095 | 1 |
| Cl4-BZ#59 | 1.19 | | ug/kg | 0.190 | 0.095 | 1 |
| Cl4-BZ#42 | 3.82 | | ug/kg | 0.190 | 0.095 | 1 |
| Cl4-BZ#71 | 2.87 | | ug/kg | 0.190 | 0.095 | 1 |
| Cl3-BZ#35 | 0.325 | | ug/kg | 0.190 | 0.095 | 1 |
| Cl4-BZ#41 | 0.245 | | ug/kg | 0.190 | 0.095 | 1 |
| Cl4-BZ#72 | 1.01 | | ug/kg | 0.190 | 0.095 | 1 |
| Cl5-BZ#96 | 0.104 | J | ug/kg | 0.190 | 0.095 | 1 |
| Cl5-BZ#103 | 0.608 | | ug/kg | 0.190 | 0.095 | 1 |
| Cl4-BZ#68/#64 | 6.78 | | ug/kg | 0.381 | 0.190 | 1 |
| Cl4-BZ#40 | 1.12 | | ug/kg | 0.190 | 0.095 | 1 |
| Cl3-BZ#37 | 3.96 | | ug/kg | 0.190 | 0.095 | 1 |
| Cl5-BZ#100 | 0.568 | | ug/kg | 0.190 | 0.095 | 1 |
| Cl5-BZ#94 | ND | | ug/kg | 0.190 | 0.095 | 1 |
| Cl4-BZ#57 | 0.457 | | ug/kg | 0.190 | 0.095 | 1 |
| Cl4-BZ#67/#58 | 1.79 | | ug/kg | 0.381 | 0.190 | 1 |

**Project Name:** NEW BEDFORD HARBOR-LTM **Lab Number:** L2042041

**Project Number:** 60597627 **Report Date:** 10/23/20

## SAMPLE RESULTS

Lab ID: L2042041-01 Date Collected: 10/01/20 08:53

Client ID: S-218-20FSP20-01 Date Received: 10/02/20

Sample Location: NEW BEDFORD, MA Field Prep: Not Specified

Sample Depth:

| Parameter | Result | Qualifier | Units | RL | MDL | Dilution Factor |
|---|---|---|---|---|---|---|
| PCB Congeners/Homologs - Mansfield Lab | | | | | | |
| Cl5-BZ#102 | 0.876 | | ug/kg | 0.190 | 0.095 | 1 |
| Cl4-BZ#61 | ND | | ug/kg | 0.190 | 0.095 | 1 |
| Cl5-BZ#98 | 0.185 | J | ug/kg | 0.190 | 0.095 | 1 |
| Cl4-BZ#76 | ND | | ug/kg | 0.190 | 0.095 | 1 |
| Cl5-BZ#93 | ND | | ug/kg | 0.190 | 0.095 | 1 |
| Cl4-BZ#63 | 0.978 | | ug/kg | 0.190 | 0.095 | 1 |
| Cl5-BZ#121/#95/#88 | 8.85 | | ug/kg | 0.571 | 0.286 | 1 |
| Cl4-BZ#74 | 8.20 | | ug/kg | 0.190 | 0.095 | 1 |
| Cl6-BZ#155 | ND | | ug/kg | 0.190 | 0.095 | 1 |
| Cl4-BZ#70 | 9.65 | | ug/kg | 0.190 | 0.095 | 1 |
| Cl5-BZ#91 | 5.42 | | ug/kg | 0.190 | 0.095 | 1 |
| Cl4-BZ#66 | 14.2 | | ug/kg | 0.190 | 0.095 | 1 |
| Cl4-BZ#80 | ND | | ug/kg | 0.190 | 0.095 | 1 |
| Cl4-BZ#55 | ND | | ug/kg | 0.190 | 0.095 | 1 |
| Cl5-BZ#92 | 4.30 | | ug/kg | 0.190 | 0.095 | 1 |
| Cl5-BZ#89/#84 | 3.34 | | ug/kg | 0.381 | 0.190 | 1 |
| Cl5-BZ#101/#90 | 22.0 | | ug/kg | 0.381 | 0.190 | 1 |
| Cl4-BZ#56 | 4.22 | | ug/kg | 0.190 | 0.095 | 1 |
| Cl5-BZ#113 | ND | | ug/kg | 0.190 | 0.095 | 1 |
| Cl5-BZ#99 | 18.8 | | ug/kg | 0.190 | 0.095 | 1 |
| Cl6-BZ#150 | 0.131 | J | ug/kg | 0.190 | 0.095 | 1 |
| Cl4-BZ#60 | 2.43 | | ug/kg | 0.190 | 0.095 | 1 |
| Cl6-BZ#152 | ND | | ug/kg | 0.190 | 0.095 | 1 |
| Cl5-BZ#119 | 1.88 | | ug/kg | 0.190 | 0.095 | 1 |
| Cl5-BZ#83/#125/#112 | 0.907 | | ug/kg | 0.571 | 0.286 | 1 |
| Cl5-BZ#86/#109 | ND | | ug/kg | 0.381 | 0.190 | 1 |
| Cl6-BZ#145 | ND | | ug/kg | 0.190 | 0.095 | 1 |
| Cl5-BZ#97 | 7.37 | | ug/kg | 0.190 | 0.095 | 1 |
| Cl6-BZ#148 | ND | | ug/kg | 0.190 | 0.095 | 1 |
| Cl4-BZ#79 | ND | | ug/kg | 0.190 | 0.095 | 1 |
| Cl5-BZ#116 | ND | | ug/kg | 0.190 | 0.095 | 1 |
| Cl6-BZ#154-Cal | 0.857 | | ug/kg | 0.190 | 0.095 | 1 |
| Cl4-BZ#78 | ND | | ug/kg | 0.190 | 0.095 | 1 |
| Cl5-BZ#87/#111 | 3.07 | | ug/kg | 0.381 | 0.190 | 1 |
| Cl6-BZ#136 | 1.41 | | ug/kg | 0.190 | 0.095 | 1 |
| Cl5-BZ#117 | 1.05 | | ug/kg | 0.190 | 0.095 | 1 |
| Cl5-BZ#115 | 0.325 | | ug/kg | 0.190 | 0.095 | 1 |

**Project Name:** NEW BEDFORD HARBOR-LTM **Lab Number:** L2042041

**Project Number:** 60597627 **Report Date:** 10/23/20

## SAMPLE RESULTS

Lab ID: L2042041-01 Date Collected: 10/01/20 08:53

Client ID: S-218-20FSP20-01 Date Received: 10/02/20

Sample Location: NEW BEDFORD, MA Field Prep: Not Specified

Sample Depth:

| Parameter | Result | Qualifier | Units | RL | MDL | Dilution Factor |
|---|---|---|---|---|---|---|
| PCB Congeners/Homologs - Mansfield Lab | | | | | | |
| Cl5-BZ#85 | 2.83 | | ug/kg | 0.190 | 0.095 | 1 |
| Cl5-BZ#120 | 0.283 | | ug/kg | 0.190 | 0.095 | 1 |
| Cl5-BZ#110 | 25.2 | | ug/kg | 0.190 | 0.095 | 1 |
| Cl4-BZ#81 | ND | | ug/kg | 0.190 | 0.095 | 1 |
| Cl6-BZ#151 | 1.76 | | ug/kg | 0.190 | 0.095 | 1 |
| Cl6-BZ#135 | 1.86 | | ug/kg | 0.190 | 0.095 | 1 |
| Cl5-BZ#82 | 0.955 | | ug/kg | 0.190 | 0.095 | 1 |
| Cl6-BZ#144 | 0.327 | | ug/kg | 0.190 | 0.095 | 1 |
| Cl6-BZ#147/#149 | 15.8 | | ug/kg | 0.381 | 0.190 | 1 |
| Cl4-BZ#77 | 1.93 | | ug/kg | 0.190 | 0.095 | 1 |
| Cl6-BZ#143/#139 | 0.331 | J | ug/kg | 0.381 | 0.190 | 1 |
| Cl5-BZ#124 | 0.680 | | ug/kg | 0.190 | 0.095 | 1 |
| Cl6-BZ#140 | ND | | ug/kg | 0.190 | 0.095 | 1 |
| Cl5-BZ#108 | ND | | ug/kg | 0.190 | 0.095 | 1 |
| Cl5-BZ#107/#123 | 2.25 | | ug/kg | 0.381 | 0.190 | 1 |
| Cl7-BZ#188-Cal/RTW | ND | | ug/kg | 0.190 | 0.095 | 1 |
| Cl6-BZ#134 | 0.820 | | ug/kg | 0.190 | 0.095 | 1 |
| Cl5-BZ#106 | ND | | ug/kg | 0.190 | 0.095 | 1 |
| Cl6-BZ#133 | 0.342 | | ug/kg | 0.190 | 0.095 | 1 |
| Cl6-BZ#142 | ND | | ug/kg | 0.190 | 0.095 | 1 |
| Cl5-BZ#118 | 24.8 | | ug/kg | 0.190 | 0.095 | 1 |
| Cl6-BZ#131 | 0.224 | | ug/kg | 0.190 | 0.095 | 1 |
| Cl7-BZ#184 | ND | | ug/kg | 0.190 | 0.095 | 1 |
| Cl6-BZ#165 | ND | | ug/kg | 0.190 | 0.095 | 1 |
| Cl6-BZ#146 | 3.52 | | ug/kg | 0.190 | 0.095 | 1 |
| Cl6-BZ#161 | ND | | ug/kg | 0.190 | 0.095 | 1 |
| Cl5-BZ#122 | 0.212 | | ug/kg | 0.190 | 0.095 | 1 |
| Cl6-BZ#168 | ND | | ug/kg | 0.190 | 0.095 | 1 |
| Cl5-BZ#114 | 0.805 | | ug/kg | 0.190 | 0.095 | 1 |
| Cl6-BZ#153 | 20.9 | | ug/kg | 0.190 | 0.095 | 1 |
| Cl6-BZ#132 | 3.51 | | ug/kg | 0.190 | 0.095 | 1 |
| Cl7-BZ#179 | 0.597 | | ug/kg | 0.190 | 0.095 | 1 |
| Cl6-BZ#141 | 1.12 | | ug/kg | 0.190 | 0.095 | 1 |
| Cl7-BZ#176 | 0.186 | J | ug/kg | 0.190 | 0.095 | 1 |
| Cl5-BZ#105 | 5.46 | | ug/kg | 0.190 | 0.095 | 1 |
| Cl6-BZ#137 | 1.07 | | ug/kg | 0.190 | 0.095 | 1 |
| Cl5-BZ#127 | ND | | ug/kg | 0.190 | 0.095 | 1 |

**Project Name:** NEW BEDFORD HARBOR-LTM **Lab Number:** L2042041

**Project Number:** 60597627 **Report Date:** 10/23/20

## SAMPLE RESULTS

Lab ID: L2042041-01 Date Collected: 10/01/20 08:53

Client ID: S-218-20FSP20-01 Date Received: 10/02/20

Sample Location: NEW BEDFORD, MA Field Prep: Not Specified

Sample Depth:

| Parameter | Result | Qualifier | Units | RL | MDL | Dilution Factor |
|---|---|---|---|---|---|---|
| PCB Congeners/Homologs - Mansfield Lab | | | | | | |
| Cl7-BZ#186 | ND | | ug/kg | 0.190 | 0.095 | 1 |
| Cl6-BZ#130/#164 | 2.75 | | ug/kg | 0.381 | 0.190 | 1 |
| Cl7-BZ#178 | 0.516 | | ug/kg | 0.190 | 0.095 | 1 |
| Cl6-BZ#138 | 10.3 | | ug/kg | 0.190 | 0.095 | 1 |
| Cl6-BZ#163/#160 | 5.60 | | ug/kg | 0.381 | 0.190 | 1 |
| Cl6-BZ#129/#158 | 2.58 | | ug/kg | 0.381 | 0.190 | 1 |
| Cl7-BZ#182/#175 | ND | | ug/kg | 0.381 | 0.190 | 1 |
| Cl7-BZ#187 | 2.61 | | ug/kg | 0.190 | 0.095 | 1 |
| Cl7-BZ#183 | 1.01 | | ug/kg | 0.190 | 0.095 | 1 |
| Cl6-BZ#166 | 0.147 | J | ug/kg | 0.190 | 0.095 | 1 |
| Cl6-BZ#159 | ND | | ug/kg | 0.190 | 0.095 | 1 |
| Cl5-BZ#126 | 0.239 | | ug/kg | 0.190 | 0.095 | 1 |
| Cl7-BZ#185 | 0.121 | J | ug/kg | 0.190 | 0.095 | 1 |
| Cl6-BZ#162 | 0.122 | J | ug/kg | 0.190 | 0.095 | 1 |
| Cl7-BZ#174 | 0.716 | | ug/kg | 0.190 | 0.095 | 1 |
| Cl6-BZ#128 | 3.38 | | ug/kg | 0.190 | 0.095 | 1 |
| Cl8-BZ#202 | 0.224 | | ug/kg | 0.190 | 0.095 | 1 |
| Cl6-BZ#167 | 1.17 | | ug/kg | 0.190 | 0.095 | 1 |
| Cl7-BZ#181 | ND | | ug/kg | 0.190 | 0.095 | 1 |
| Cl7-BZ#177 | 0.973 | | ug/kg | 0.190 | 0.095 | 1 |
| Cl8-BZ#204/#200-CAL | ND | | ug/kg | 0.381 | 0.190 | 1 |
| Cl7-BZ#171 | 0.671 | | ug/kg | 0.190 | 0.095 | 1 |
| Cl7-BZ#173 | ND | | ug/kg | 0.190 | 0.095 | 1 |
| Cl8-BZ#197 | ND | | ug/kg | 0.190 | 0.095 | 1 |
| Cl7-BZ#172 | 0.398 | | ug/kg | 0.190 | 0.095 | 1 |
| Cl7-BZ#192 | ND | | ug/kg | 0.190 | 0.095 | 1 |
| Cl6-BZ#156 | 2.04 | | ug/kg | 0.190 | 0.095 | 1 |
| Cl6-BZ#157 | 0.723 | | ug/kg | 0.190 | 0.095 | 1 |
| Cl7-BZ#180 | 2.67 | | ug/kg | 0.190 | 0.095 | 1 |
| Cl7-BZ#193 | 0.211 | | ug/kg | 0.190 | 0.095 | 1 |
| Cl8-BZ#199 | ND | | ug/kg | 0.190 | 0.095 | 1 |
| Cl7-BZ#191 | 0.171 | J | ug/kg | 0.190 | 0.095 | 1 |
| Cl8-BZ#198 | ND | | ug/kg | 0.190 | 0.095 | 1 |
| Cl8-BZ#201 | 0.458 | | ug/kg | 0.190 | 0.095 | 1 |
| Cl7-BZ#170 | 1.82 | | ug/kg | 0.190 | 0.095 | 1 |
| Cl7-BZ#190 | 0.304 | | ug/kg | 0.190 | 0.095 | 1 |
| Cl8-BZ#196 | 0.303 | | ug/kg | 0.190 | 0.095 | 1 |

**Project Name:** NEW BEDFORD HARBOR-LTM **Lab Number:** L2042041

**Project Number:** 60597627 **Report Date:** 10/23/20

## SAMPLE RESULTS

Lab ID: L2042041-01 Date Collected: 10/01/20 08:53

Client ID: S-218-20FSP20-01 Date Received: 10/02/20

Sample Location: NEW BEDFORD, MA Field Prep: Not Specified

Sample Depth:

| Parameter | Result | Qualifier | Units | RL | MDL | Dilution Factor |
|---|---|---|---|---|---|---|
| PCB Congeners/Homologs - Mansfield Lab | | | | | | |
| Cl8-BZ#203 | 0.368 | | ug/kg | 0.190 | 0.095 | 1 |
| Cl6-BZ#169 | ND | | ug/kg | 0.190 | 0.095 | 1 |
| Cl9-BZ#208 | 0.172 | J | ug/kg | 0.190 | 0.095 | 1 |
| Cl9-BZ#207 | ND | | ug/kg | 0.190 | 0.095 | 1 |
| Cl7-BZ#189 | 0.364 | | ug/kg | 0.190 | 0.095 | 1 |
| Cl8-BZ#195 | 0.273 | | ug/kg | 0.190 | 0.095 | 1 |
| Cl8-BZ#194 | 0.643 | | ug/kg | 0.190 | 0.095 | 1 |
| Cl8-BZ#205 | ND | | ug/kg | 0.190 | 0.095 | 1 |
| Cl9-BZ#206-Cal/RTW | 0.408 | | ug/kg | 0.190 | 0.095 | 1 |
| Cl10-BZ#209-Cal/RTW | 0.189 | J | ug/kg | 0.190 | 0.095 | 1 |
| Monochlorobiphenyls | 0.188 | J | ug/kg | 0.190 | 0.095 | 1 |
| Dichlorobiphenyls | 12.5 | | ug/kg | 0.190 | 0.095 | 1 |
| Trichlorobiphenyls | 87.3 | | ug/kg | 0.190 | 0.095 | 1 |
| Tetrachlorobiphenyls | 127 | | ug/kg | 0.190 | 0.095 | 1 |
| Pentachlorobiphenyls | 143 | | ug/kg | 0.190 | 0.095 | 1 |
| Hexachlorobiphenyls | 82.8 | | ug/kg | 0.190 | 0.095 | 1 |
| Heptachlorobiphenyls | 13.3 | | ug/kg | 0.190 | 0.095 | 1 |
| Octachlorobiphenyls | 2.27 | | ug/kg | 0.190 | 0.095 | 1 |
| Nonachlorobiphenyls | 0.580 | | ug/kg | 0.190 | 0.095 | 1 |
| Decachlorobiphenyl | 0.189 | J | ug/kg | 0.190 | 0.095 | 1 |
| Total PCB | 470 | | ug/kg | 0.190 | NA | 1 |

| Surrogate | % Recovery | Qualifier | Acceptance Criteria |
|---|---|---|---|
| Cl3-BZ#19-C13 (surr) | 72 | | 50-125 |
| Cl8-BZ#202-C13 (surr) | 78 | | 50-125 |

**Project Name:** NEW BEDFORD HARBOR-LTM **Lab Number:** L2042041

**Project Number:** 60597627 **Report Date:** 10/23/20

## SAMPLE RESULTS

Lab ID: L2042041-02 D
Client ID: S-226-20FSP20-01
Sample Location: NEW BEDFORD, MA

Date Collected: 10/01/20 15:10
Date Received: 10/02/20
Field Prep: Not Specified

Sample Depth:
Matrix: Sediment
Analytical Method: 105,8270D-SIM/680(M)
Analytical Date: 10/20/20 22:18
Analyst: SV
Percent Solids: 95%

Extraction Method: EPA 3570
Extraction Date: 10/12/20 11:31
Cleanup Method: EPA 3630
Cleanup Date: 10/13/20

| Parameter | Result | Qualifier | Units | RL | MDL | Dilution Factor |
|---|---|---|---|---|---|---|
| PCB Congeners/Homologs - Mansfield Lab | | | | | | |
| Cl1-BZ#1-Cal/RTW | 1.31 | | ug/kg | 1.04 | 0.521 | 5 |
| Cl1-BZ#2 | ND | | ug/kg | 1.04 | 0.521 | 5 |
| Cl1-BZ#3 | 2.51 | | ug/kg | 1.04 | 0.521 | 5 |
| Cl2-BZ#4/#10 | 6.00 | | ug/kg | 2.08 | 1.04 | 5 |
| Cl2-BZ#9 | 2.04 | | ug/kg | 1.04 | 0.521 | 5 |
| Cl2-BZ#7 | 1.75 | | ug/kg | 1.04 | 0.521 | 5 |
| Cl2-BZ#6 | 28.1 | | ug/kg | 1.04 | 0.521 | 5 |
| Cl2-BZ#5 | ND | | ug/kg | 1.04 | 0.521 | 5 |
| Cl2-BZ#8 | 43.6 | | ug/kg | 1.04 | 0.521 | 5 |
| Cl3-BZ#19 | 3.53 | | ug/kg | 1.04 | 0.521 | 5 |
| Cl2-BZ#14 | ND | | ug/kg | 1.04 | 0.521 | 5 |
| Cl3-BZ#30 | ND | | ug/kg | 1.04 | 0.521 | 5 |
| Cl3-BZ#18 | 78.2 | | ug/kg | 1.04 | 0.521 | 5 |
| Cl2-BZ#11 | 11.0 | | ug/kg | 1.04 | 0.521 | 5 |
| Cl3-BZ#17 | 45.6 | | ug/kg | 1.04 | 0.521 | 5 |
| Cl2-BZ#12 | ND | | ug/kg | 1.04 | 0.521 | 5 |
| Cl3-BZ#27 | 13.4 | | ug/kg | 1.04 | 0.521 | 5 |
| Cl2-BZ#13 | 37.1 | | ug/kg | 2.08 | 1.04 | 5 |
| Cl3-BZ#24 | ND | | ug/kg | 1.04 | 0.521 | 5 |
| Cl3-BZ#16 | 13.1 | | ug/kg | 1.04 | 0.521 | 5 |
| Cl3-BZ#32 | 28.6 | | ug/kg | 1.04 | 0.521 | 5 |
| Cl2-BZ#15 | 72.8 | | ug/kg | 1.04 | 0.521 | 5 |
| Cl3-BZ#34 | 3.33 | | ug/kg | 1.04 | 0.521 | 5 |
| Cl3-BZ#23 | ND | | ug/kg | 1.04 | 0.521 | 5 |
| Cl4-BZ#54 | ND | | ug/kg | 1.04 | 0.521 | 5 |
| Cl3-BZ#29-Cal | ND | | ug/kg | 1.04 | 0.521 | 5 |
| Cl4-BZ#50-Cal | ND | | ug/kg | 1.04 | 0.521 | 5 |
| Cl3-BZ#26 | 195 | | ug/kg | 1.04 | 0.521 | 5 |

**Project Name:** NEW BEDFORD HARBOR-LTM **Lab Number:** L2042041

**Project Number:** 60597627 **Report Date:** 10/23/20

## SAMPLE RESULTS

Lab ID: L2042041-02 D
Client ID: S-226-20FSP20-01
Sample Location: NEW BEDFORD, MA

Date Collected: 10/01/20 15:10
Date Received: 10/02/20
Field Prep: Not Specified

Sample Depth:

| Parameter | Result | Qualifier | Units | RL | MDL | Dilution Factor |
|---|---|---|---|---|---|---|
| PCB Congeners/Homologs - Mansfield Lab | | | | | | |
| Cl3-BZ#25 | 126 | | ug/kg | 1.04 | 0.521 | 5 |
| Cl4-BZ#53 | 28.0 | | ug/kg | 1.04 | 0.521 | 5 |
| Cl3-BZ#-31 | 345 | | ug/kg | 1.04 | 0.521 | 5 |
| Cl3-BZ#28 | 379 | | ug/kg | 1.04 | 0.521 | 5 |
| Cl3-BZ#33 | 45.8 | | ug/kg | 1.04 | 0.521 | 5 |
| Cl4-BZ#51 | 12.0 | | ug/kg | 1.04 | 0.521 | 5 |
| Cl3-BZ#21/#20 | 17.5 | | ug/kg | 2.08 | 1.04 | 5 |
| Cl4-BZ#45 | 16.4 | | ug/kg | 1.04 | 0.521 | 5 |
| Cl3-BZ#22 | 70.2 | | ug/kg | 1.04 | 0.521 | 5 |
| Cl4-BZ#73/#46 | 8.17 | | ug/kg | 2.08 | 1.04 | 5 |
| Cl4-BZ#69 | 1.78 | | ug/kg | 1.04 | 0.521 | 5 |
| Cl4-BZ#43 | 4.10 | | ug/kg | 1.04 | 0.521 | 5 |
| Cl3-BZ#36 | 1.79 | | ug/kg | 1.04 | 0.521 | 5 |
| Cl4-BZ#52 | 346 | | ug/kg | 1.04 | 0.521 | 5 |
| Cl4-BZ#48 | 22.0 | | ug/kg | 1.04 | 0.521 | 5 |
| Cl4-BZ#49 | 404 | | ug/kg | 1.04 | 0.521 | 5 |
| Cl5-BZ#104 | ND | | ug/kg | 1.04 | 0.521 | 5 |
| Cl4-BZ#47 | 152 | | ug/kg | 1.04 | 0.521 | 5 |
| Cl4-BZ#65/#75/#62 | 8.76 | | ug/kg | 3.13 | 1.56 | 5 |
| Cl3-BZ#39 | 2.16 | | ug/kg | 1.04 | 0.521 | 5 |
| Cl3-BZ#38 | ND | | ug/kg | 1.04 | 0.521 | 5 |
| Cl4-BZ#44 | 127 | | ug/kg | 1.04 | 0.521 | 5 |
| Cl4-BZ#59 | 23.1 | | ug/kg | 1.04 | 0.521 | 5 |
| Cl4-BZ#42 | 67.0 | | ug/kg | 1.04 | 0.521 | 5 |
| Cl4-BZ#71 | 50.8 | | ug/kg | 1.04 | 0.521 | 5 |
| Cl3-BZ#35 | 7.11 | | ug/kg | 1.04 | 0.521 | 5 |
| Cl4-BZ#41 | 6.36 | | ug/kg | 1.04 | 0.521 | 5 |
| Cl4-BZ#72 | 16.2 | | ug/kg | 1.04 | 0.521 | 5 |
| Cl5-BZ#96 | 1.98 | | ug/kg | 1.04 | 0.521 | 5 |
| Cl5-BZ#103 | 9.72 | | ug/kg | 1.04 | 0.521 | 5 |
| Cl4-BZ#68/#64 | 117 | | ug/kg | 2.08 | 1.04 | 5 |
| Cl4-BZ#40 | 20.6 | | ug/kg | 1.04 | 0.521 | 5 |
| Cl3-BZ#37 | 75.6 | | ug/kg | 1.04 | 0.521 | 5 |
| Cl5-BZ#100 | 7.47 | | ug/kg | 1.04 | 0.521 | 5 |
| Cl5-BZ#94 | 1.58 | | ug/kg | 1.04 | 0.521 | 5 |
| Cl4-BZ#57 | 6.64 | | ug/kg | 1.04 | 0.521 | 5 |
| Cl4-BZ#67/#58 | 34.1 | | ug/kg | 2.08 | 1.04 | 5 |

**Project Name:** NEW BEDFORD HARBOR-LTM **Lab Number:** L2042041

**Project Number:** 60597627 **Report Date:** 10/23/20

## SAMPLE RESULTS

Lab ID: L2042041-02 D
Client ID: S-226-20FSP20-01
Sample Location: NEW BEDFORD, MA

Date Collected: 10/01/20 15:10
Date Received: 10/02/20
Field Prep: Not Specified

Sample Depth:

| Parameter | Result | Qualifier | Units | RL | MDL | Dilution Factor |
|---|---|---|---|---|---|---|
| PCB Congeners/Homologs - Mansfield Lab | | | | | | |
| Cl5-BZ#102 | 14.4 | | ug/kg | 1.04 | 0.521 | 5 |
| Cl4-BZ#61 | ND | | ug/kg | 1.04 | 0.521 | 5 |
| Cl5-BZ#98 | 2.65 | | ug/kg | 1.04 | 0.521 | 5 |
| Cl4-BZ#76 | ND | | ug/kg | 1.04 | 0.521 | 5 |
| Cl5-BZ#93 | 1.16 | | ug/kg | 1.04 | 0.521 | 5 |
| Cl4-BZ#63 | 16.5 | | ug/kg | 1.04 | 0.521 | 5 |
| Cl5-BZ#121/#95/#88 | 166 | | ug/kg | 3.13 | 1.56 | 5 |
| Cl4-BZ#74 | 153 | | ug/kg | 1.04 | 0.521 | 5 |
| Cl6-BZ#155 | ND | | ug/kg | 1.04 | 0.521 | 5 |
| Cl4-BZ#70 | 205 | | ug/kg | 1.04 | 0.521 | 5 |
| Cl5-BZ#91 | 92.8 | | ug/kg | 1.04 | 0.521 | 5 |
| Cl4-BZ#66 | 258 | | ug/kg | 1.04 | 0.521 | 5 |
| Cl4-BZ#80 | ND | | ug/kg | 1.04 | 0.521 | 5 |
| Cl4-BZ#55 | ND | | ug/kg | 1.04 | 0.521 | 5 |
| Cl5-BZ#92 | 82.8 | | ug/kg | 1.04 | 0.521 | 5 |
| Cl5-BZ#89/#84 | 60.5 | | ug/kg | 2.08 | 1.04 | 5 |
| Cl5-BZ#101/#90 | 422 | | ug/kg | 2.08 | 1.04 | 5 |
| Cl4-BZ#56 | 85.0 | | ug/kg | 1.04 | 0.521 | 5 |
| Cl5-BZ#113 | 5.24 | | ug/kg | 1.04 | 0.521 | 5 |
| Cl5-BZ#99 | 320 | | ug/kg | 1.04 | 0.521 | 5 |
| Cl6-BZ#150 | 2.20 | | ug/kg | 1.04 | 0.521 | 5 |
| Cl4-BZ#60 | 50.9 | | ug/kg | 1.04 | 0.521 | 5 |
| Cl6-BZ#152 | ND | | ug/kg | 1.04 | 0.521 | 5 |
| Cl5-BZ#119 | 27.7 | | ug/kg | 1.04 | 0.521 | 5 |
| Cl5-BZ#83/#125/#112 | 20.5 | | ug/kg | 3.13 | 1.56 | 5 |
| Cl5-BZ#86/#109 | ND | | ug/kg | 2.08 | 1.04 | 5 |
| Cl6-BZ#145 | ND | | ug/kg | 1.04 | 0.521 | 5 |
| Cl5-BZ#97 | 144 | | ug/kg | 1.04 | 0.521 | 5 |
| Cl6-BZ#148 | 1.36 | | ug/kg | 1.04 | 0.521 | 5 |
| Cl4-BZ#79 | ND | | ug/kg | 1.04 | 0.521 | 5 |
| Cl5-BZ#116 | ND | | ug/kg | 1.04 | 0.521 | 5 |
| Cl6-BZ#154-Cal | 12.9 | | ug/kg | 1.04 | 0.521 | 5 |
| Cl4-BZ#78 | ND | | ug/kg | 1.04 | 0.521 | 5 |
| Cl5-BZ#87/#111 | 71.2 | | ug/kg | 2.08 | 1.04 | 5 |
| Cl6-BZ#136 | 29.5 | | ug/kg | 1.04 | 0.521 | 5 |
| Cl5-BZ#117 | 16.5 | | ug/kg | 1.04 | 0.521 | 5 |
| Cl5-BZ#115 | 8.26 | | ug/kg | 1.04 | 0.521 | 5 |

**Project Name:** NEW BEDFORD HARBOR-LTM **Lab Number:** L2042041

**Project Number:** 60597627 **Report Date:** 10/23/20

## SAMPLE RESULTS

Lab ID: L2042041-02 D
Client ID: S-226-20FSP20-01
Sample Location: NEW BEDFORD, MA

Date Collected: 10/01/20 15:10
Date Received: 10/02/20
Field Prep: Not Specified

Sample Depth:

| Parameter | Result | Qualifier | Units | RL | MDL | Dilution Factor |
|---|---|---|---|---|---|---|
| PCB Congeners/Homologs - Mansfield Lab | | | | | | |
| Cl5-BZ#85 | 59.4 | | ug/kg | 1.04 | 0.521 | 5 |
| Cl5-BZ#120 | 4.31 | | ug/kg | 1.04 | 0.521 | 5 |
| Cl5-BZ#110 | 478 | | ug/kg | 1.04 | 0.521 | 5 |
| Cl4-BZ#81 | ND | | ug/kg | 1.04 | 0.521 | 5 |
| Cl6-BZ#151 | 38.8 | | ug/kg | 1.04 | 0.521 | 5 |
| Cl6-BZ#135 | 37.1 | | ug/kg | 1.04 | 0.521 | 5 |
| Cl5-BZ#82 | 22.8 | | ug/kg | 1.04 | 0.521 | 5 |
| Cl6-BZ#144 | 8.35 | | ug/kg | 1.04 | 0.521 | 5 |
| Cl6-BZ#147/#149 | 302 | | ug/kg | 2.08 | 1.04 | 5 |
| Cl4-BZ#77 | 36.4 | | ug/kg | 1.04 | 0.521 | 5 |
| Cl6-BZ#143/#139 | 7.37 | | ug/kg | 2.08 | 1.04 | 5 |
| Cl5-BZ#124 | 12.4 | | ug/kg | 1.04 | 0.521 | 5 |
| Cl6-BZ#140 | 1.75 | | ug/kg | 1.04 | 0.521 | 5 |
| Cl5-BZ#108 | 1.28 | | ug/kg | 1.04 | 0.521 | 5 |
| Cl5-BZ#107/#123 | 43.8 | | ug/kg | 2.08 | 1.04 | 5 |
| Cl7-BZ#188-Cal/RTW | 0.619 | J | ug/kg | 1.04 | 0.521 | 5 |
| Cl6-BZ#134 | 18.0 | | ug/kg | 1.04 | 0.521 | 5 |
| Cl5-BZ#106 | ND | | ug/kg | 1.04 | 0.521 | 5 |
| Cl6-BZ#133 | 6.29 | | ug/kg | 1.04 | 0.521 | 5 |
| Cl6-BZ#142 | ND | | ug/kg | 1.04 | 0.521 | 5 |
| Cl5-BZ#118 | 464 | | ug/kg | 1.04 | 0.521 | 5 |
| Cl6-BZ#131 | 5.36 | | ug/kg | 1.04 | 0.521 | 5 |
| Cl7-BZ#184 | ND | | ug/kg | 1.04 | 0.521 | 5 |
| Cl6-BZ#165 | ND | | ug/kg | 1.04 | 0.521 | 5 |
| Cl6-BZ#146 | 63.9 | | ug/kg | 1.04 | 0.521 | 5 |
| Cl6-BZ#161 | ND | | ug/kg | 1.04 | 0.521 | 5 |
| Cl5-BZ#122 | 4.85 | | ug/kg | 1.04 | 0.521 | 5 |
| Cl6-BZ#168 | ND | | ug/kg | 1.04 | 0.521 | 5 |
| Cl5-BZ#114 | 12.1 | | ug/kg | 1.04 | 0.521 | 5 |
| Cl6-BZ#153 | 360 | | ug/kg | 1.04 | 0.521 | 5 |
| Cl6-BZ#132 | 91.0 | | ug/kg | 1.04 | 0.521 | 5 |
| Cl7-BZ#179 | 11.7 | | ug/kg | 1.04 | 0.521 | 5 |
| Cl6-BZ#141 | 28.4 | | ug/kg | 1.04 | 0.521 | 5 |
| Cl7-BZ#176 | 4.04 | | ug/kg | 1.04 | 0.521 | 5 |
| Cl5-BZ#105 | 116 | | ug/kg | 1.04 | 0.521 | 5 |
| Cl6-BZ#137 | 21.2 | | ug/kg | 1.04 | 0.521 | 5 |
| Cl5-BZ#127 | ND | | ug/kg | 1.04 | 0.521 | 5 |

**Project Name:** NEW BEDFORD HARBOR-LTM **Lab Number:** L2042041

**Project Number:** 60597627 **Report Date:** 10/23/20

## SAMPLE RESULTS

Lab ID: L2042041-02 D
Client ID: S-226-20FSP20-01
Sample Location: NEW BEDFORD, MA

Date Collected: 10/01/20 15:10
Date Received: 10/02/20
Field Prep: Not Specified

Sample Depth:

| Parameter | Result | Qualifier | Units | RL | MDL | Dilution Factor |
|---|---|---|---|---|---|---|
| PCB Congeners/Homologs - Mansfield Lab | | | | | | |
| Cl7-BZ#186 | ND | | ug/kg | 1.04 | 0.521 | 5 |
| Cl6-BZ#130/#164 | 56.7 | | ug/kg | 2.08 | 1.04 | 5 |
| Cl7-BZ#178 | 8.32 | | ug/kg | 1.04 | 0.521 | 5 |
| Cl6-BZ#138 | 226 | | ug/kg | 1.04 | 0.521 | 5 |
| Cl6-BZ#163/#160 | 106 | | ug/kg | 2.08 | 1.04 | 5 |
| Cl6-BZ#129/#158 | 62.5 | | ug/kg | 2.08 | 1.04 | 5 |
| Cl7-BZ#182/#175 | 1.90 | J | ug/kg | 2.08 | 1.04 | 5 |
| Cl7-BZ#187 | 45.2 | | ug/kg | 1.04 | 0.521 | 5 |
| Cl7-BZ#183 | 20.8 | | ug/kg | 1.04 | 0.521 | 5 |
| Cl6-BZ#166 | 2.37 | | ug/kg | 1.04 | 0.521 | 5 |
| Cl6-BZ#159 | ND | | ug/kg | 1.04 | 0.521 | 5 |
| Cl5-BZ#126 | 3.40 | | ug/kg | 1.04 | 0.521 | 5 |
| Cl7-BZ#185 | 2.00 | | ug/kg | 1.04 | 0.521 | 5 |
| Cl6-BZ#162 | 1.72 | | ug/kg | 1.04 | 0.521 | 5 |
| Cl7-BZ#174 | 18.3 | | ug/kg | 1.04 | 0.521 | 5 |
| Cl6-BZ#128 | 70.6 | | ug/kg | 1.04 | 0.521 | 5 |
| Cl8-BZ#202 | 3.70 | | ug/kg | 1.04 | 0.521 | 5 |
| Cl6-BZ#167 | 19.8 | | ug/kg | 1.04 | 0.521 | 5 |
| Cl7-BZ#181 | 1.67 | | ug/kg | 1.04 | 0.521 | 5 |
| Cl7-BZ#177 | 18.9 | | ug/kg | 1.04 | 0.521 | 5 |
| Cl8-BZ#204/#200-CAL | 2.16 | | ug/kg | 2.08 | 1.04 | 5 |
| Cl7-BZ#171 | 12.4 | | ug/kg | 1.04 | 0.521 | 5 |
| Cl7-BZ#173 | ND | | ug/kg | 1.04 | 0.521 | 5 |
| Cl8-BZ#197 | 0.936 | J | ug/kg | 1.04 | 0.521 | 5 |
| Cl7-BZ#172 | 8.54 | | ug/kg | 1.04 | 0.521 | 5 |
| Cl7-BZ#192 | ND | | ug/kg | 1.04 | 0.521 | 5 |
| Cl6-BZ#156 | 42.3 | | ug/kg | 1.04 | 0.521 | 5 |
| Cl6-BZ#157 | 11.6 | | ug/kg | 1.04 | 0.521 | 5 |
| Cl7-BZ#180 | 52.6 | | ug/kg | 1.04 | 0.521 | 5 |
| Cl7-BZ#193 | 5.01 | | ug/kg | 1.04 | 0.521 | 5 |
| Cl8-BZ#199 | 1.24 | | ug/kg | 1.04 | 0.521 | 5 |
| Cl7-BZ#191 | 2.06 | | ug/kg | 1.04 | 0.521 | 5 |
| Cl8-BZ#198 | ND | | ug/kg | 1.04 | 0.521 | 5 |
| Cl8-BZ#201 | 11.5 | | ug/kg | 1.04 | 0.521 | 5 |
| Cl7-BZ#170 | 39.1 | | ug/kg | 1.04 | 0.521 | 5 |
| Cl7-BZ#190 | 7.36 | | ug/kg | 1.04 | 0.521 | 5 |
| Cl8-BZ#196 | 5.17 | | ug/kg | 1.04 | 0.521 | 5 |

**Project Name:** NEW BEDFORD HARBOR-LTM **Lab Number:** L2042041

**Project Number:** 60597627 **Report Date:** 10/23/20

## SAMPLE RESULTS

Lab ID: L2042041-02 D
Client ID: S-226-20FSP20-01
Sample Location: NEW BEDFORD, MA

Date Collected: 10/01/20 15:10
Date Received: 10/02/20
Field Prep: Not Specified

Sample Depth:

| Parameter | Result | Qualifier | Units | RL | MDL | Dilution Factor |
|---|---|---|---|---|---|---|
| PCB Congeners/Homologs - Mansfield Lab | | | | | | |
| Cl8-BZ#203 | 6.01 | | ug/kg | 1.04 | 0.521 | 5 |
| Cl6-BZ#169 | ND | | ug/kg | 1.04 | 0.521 | 5 |
| Cl9-BZ#208 | 2.32 | | ug/kg | 1.04 | 0.521 | 5 |
| Cl9-BZ#207 | 1.08 | | ug/kg | 1.04 | 0.521 | 5 |
| Cl7-BZ#189 | 4.19 | | ug/kg | 1.04 | 0.521 | 5 |
| Cl8-BZ#195 | 4.52 | | ug/kg | 1.04 | 0.521 | 5 |
| Cl8-BZ#194 | 14.4 | | ug/kg | 1.04 | 0.521 | 5 |
| Cl8-BZ#205 | ND | | ug/kg | 1.04 | 0.521 | 5 |
| Cl9-BZ#206-Cal/RTW | 6.66 | | ug/kg | 1.04 | 0.521 | 5 |
| Cl10-BZ#209-Cal/RTW | 3.13 | | ug/kg | 1.04 | 0.521 | 5 |
| Monochlorobiphenyls | 3.82 | | ug/kg | 1.04 | 0.521 | 5 |
| Dichlorobiphenyls | 202 | | ug/kg | 1.04 | 0.521 | 5 |
| Trichlorobiphenyls | 1450 | | ug/kg | 1.04 | 0.521 | 5 |
| Tetrachlorobiphenyls | 2280 | | ug/kg | 1.04 | 0.521 | 5 |
| Pentachlorobiphenyls | 2700 | | ug/kg | 1.04 | 0.521 | 5 |
| Hexachlorobiphenyls | 1640 | | ug/kg | 1.04 | 0.521 | 5 |
| Heptachlorobiphenyls | 265 | | ug/kg | 1.04 | 0.521 | 5 |
| Octachlorobiphenyls | 49.6 | | ug/kg | 1.04 | 0.521 | 5 |
| Nonachlorobiphenyls | 10.1 | | ug/kg | 1.04 | 0.521 | 5 |
| Decachlorobiphenyl | 3.13 | | ug/kg | 1.04 | 0.521 | 5 |
| Total PCB | 8600 | | ug/kg | 1.04 | NA | 5 |

| Surrogate | % Recovery | Qualifier | Acceptance Criteria |
|---|---|---|---|
| Cl3-BZ#19-C13 (surr) | 70 | | 50-125 |
| Cl8-BZ#202-C13 (surr) | 73 | | 50-125 |

**Project Name:** NEW BEDFORD HARBOR-LTM **Lab Number:** L2042041

**Project Number:** 60597627 **Report Date:** 10/23/20

## SAMPLE RESULTS

Lab ID: L2042041-03 D
Client ID: S-227-20FSP20-01
Sample Location: NEW BEDFORD, MA

Date Collected: 10/01/20 11:45
Date Received: 10/02/20
Field Prep: Not Specified

Sample Depth:
Matrix: Sediment
Analytical Method: 105,8270D-SIM/680(M)
Analytical Date: 10/21/20 02:20
Analyst: SV
Percent Solids: 98%

Extraction Method: EPA 3570
Extraction Date: 10/12/20 11:31
Cleanup Method: EPA 3630
Cleanup Date: 10/13/20

| Parameter | Result | Qualifier | Units | RL | MDL | Dilution Factor |
|---|---|---|---|---|---|---|
| PCB Congeners/Homologs - Mansfield Lab | | | | | | |
| Cl1-BZ#1-Cal/RTW | 0.726 | | ug/kg | 0.391 | 0.196 | 2 |
| Cl1-BZ#2 | 0.367 | J | ug/kg | 0.391 | 0.196 | 2 |
| Cl1-BZ#3 | 1.37 | | ug/kg | 0.391 | 0.196 | 2 |
| Cl2-BZ#4/#10 | 3.78 | | ug/kg | 0.783 | 0.391 | 2 |
| Cl2-BZ#9 | 1.12 | | ug/kg | 0.391 | 0.196 | 2 |
| Cl2-BZ#7 | 0.867 | | ug/kg | 0.391 | 0.196 | 2 |
| Cl2-BZ#6 | 14.4 | | ug/kg | 0.391 | 0.196 | 2 |
| Cl2-BZ#5 | ND | | ug/kg | 0.391 | 0.196 | 2 |
| Cl2-BZ#8 | 23.1 | | ug/kg | 0.391 | 0.196 | 2 |
| Cl3-BZ#19 | 2.52 | | ug/kg | 0.391 | 0.196 | 2 |
| Cl2-BZ#14 | ND | | ug/kg | 0.391 | 0.196 | 2 |
| Cl3-BZ#30 | ND | | ug/kg | 0.391 | 0.196 | 2 |
| Cl3-BZ#18 | 53.9 | | ug/kg | 0.391 | 0.196 | 2 |
| Cl2-BZ#11 | 5.56 | | ug/kg | 0.391 | 0.196 | 2 |
| Cl3-BZ#17 | 30.1 | | ug/kg | 0.391 | 0.196 | 2 |
| Cl2-BZ#12 | ND | | ug/kg | 0.391 | 0.196 | 2 |
| Cl3-BZ#27 | 7.50 | | ug/kg | 0.391 | 0.196 | 2 |
| Cl2-BZ#13 | 17.6 | | ug/kg | 0.783 | 0.391 | 2 |
| Cl3-BZ#24 | 0.690 | | ug/kg | 0.391 | 0.196 | 2 |
| Cl3-BZ#16 | 9.86 | | ug/kg | 0.391 | 0.196 | 2 |
| Cl3-BZ#32 | 17.8 | | ug/kg | 0.391 | 0.196 | 2 |
| Cl2-BZ#15 | 39.1 | | ug/kg | 0.391 | 0.196 | 2 |
| Cl3-BZ#34 | 1.71 | | ug/kg | 0.391 | 0.196 | 2 |
| Cl3-BZ#23 | ND | | ug/kg | 0.391 | 0.196 | 2 |
| Cl4-BZ#54 | ND | | ug/kg | 0.391 | 0.196 | 2 |
| Cl3-BZ#29-Cal | ND | | ug/kg | 0.391 | 0.196 | 2 |
| Cl4-BZ#50-Cal | ND | | ug/kg | 0.391 | 0.196 | 2 |
| Cl3-BZ#26 | 103 | | ug/kg | 0.391 | 0.196 | 2 |

**Project Name:** NEW BEDFORD HARBOR-LTM **Lab Number:** L2042041

**Project Number:** 60597627 **Report Date:** 10/23/20

## SAMPLE RESULTS

Lab ID: L2042041-03 D
Client ID: S-227-20FSP20-01
Sample Location: NEW BEDFORD, MA

Date Collected: 10/01/20 11:45
Date Received: 10/02/20
Field Prep: Not Specified

Sample Depth:

| Parameter | Result | Qualifier | Units | RL | MDL | Dilution Factor |
|---|---|---|---|---|---|---|
| PCB Congeners/Homologs - Mansfield Lab | | | | | | |
| Cl3-BZ#25 | 65.5 | | ug/kg | 0.391 | 0.196 | 2 |
| Cl4-BZ#53 | 18.2 | | ug/kg | 0.391 | 0.196 | 2 |
| Cl3-BZ#-31 | 194 | | ug/kg | 0.391 | 0.196 | 2 |
| Cl3-BZ#28 | 216 | | ug/kg | 0.391 | 0.196 | 2 |
| Cl3-BZ#33 | 29.6 | | ug/kg | 0.391 | 0.196 | 2 |
| Cl4-BZ#51 | 6.55 | | ug/kg | 0.391 | 0.196 | 2 |
| Cl3-BZ#21/#20 | 10.0 | | ug/kg | 0.783 | 0.391 | 2 |
| Cl4-BZ#45 | 11.7 | | ug/kg | 0.391 | 0.196 | 2 |
| Cl3-BZ#22 | 42.3 | | ug/kg | 0.391 | 0.196 | 2 |
| Cl4-BZ#73/#46 | 5.04 | | ug/kg | 0.783 | 0.391 | 2 |
| Cl4-BZ#69 | 0.814 | | ug/kg | 0.391 | 0.196 | 2 |
| Cl4-BZ#43 | 3.30 | | ug/kg | 0.391 | 0.196 | 2 |
| Cl3-BZ#36 | ND | | ug/kg | 0.391 | 0.196 | 2 |
| Cl4-BZ#52 | 200 | | ug/kg | 0.391 | 0.196 | 2 |
| Cl4-BZ#48 | 17.2 | | ug/kg | 0.391 | 0.196 | 2 |
| Cl4-BZ#49 | 216 | | ug/kg | 0.391 | 0.196 | 2 |
| Cl5-BZ#104 | ND | | ug/kg | 0.391 | 0.196 | 2 |
| Cl4-BZ#47 | 81.0 | | ug/kg | 0.391 | 0.196 | 2 |
| Cl4-BZ#65/#75/#62 | 4.96 | | ug/kg | 1.17 | 0.587 | 2 |
| Cl3-BZ#39 | 0.640 | | ug/kg | 0.391 | 0.196 | 2 |
| Cl3-BZ#38 | ND | | ug/kg | 0.391 | 0.196 | 2 |
| Cl4-BZ#44 | 84.9 | | ug/kg | 0.391 | 0.196 | 2 |
| Cl4-BZ#59 | 13.4 | | ug/kg | 0.391 | 0.196 | 2 |
| Cl4-BZ#42 | 42.5 | | ug/kg | 0.391 | 0.196 | 2 |
| Cl4-BZ#71 | 29.6 | | ug/kg | 0.391 | 0.196 | 2 |
| Cl3-BZ#35 | 3.82 | | ug/kg | 0.391 | 0.196 | 2 |
| Cl4-BZ#41 | 4.42 | | ug/kg | 0.391 | 0.196 | 2 |
| Cl4-BZ#72 | 7.72 | | ug/kg | 0.391 | 0.196 | 2 |
| Cl5-BZ#96 | 0.973 | | ug/kg | 0.391 | 0.196 | 2 |
| Cl5-BZ#103 | 4.37 | | ug/kg | 0.391 | 0.196 | 2 |
| Cl4-BZ#68/#64 | 69.0 | | ug/kg | 0.783 | 0.391 | 2 |
| Cl4-BZ#40 | 14.4 | | ug/kg | 0.391 | 0.196 | 2 |
| Cl3-BZ#37 | 43.7 | | ug/kg | 0.391 | 0.196 | 2 |
| Cl5-BZ#100 | 3.39 | | ug/kg | 0.391 | 0.196 | 2 |
| Cl5-BZ#94 | 1.04 | | ug/kg | 0.391 | 0.196 | 2 |
| Cl4-BZ#57 | 3.40 | | ug/kg | 0.391 | 0.196 | 2 |
| Cl4-BZ#67/#58 | 16.0 | | ug/kg | 0.783 | 0.391 | 2 |

**Project Name:** NEW BEDFORD HARBOR-LTM **Lab Number:** L2042041

**Project Number:** 60597627 **Report Date:** 10/23/20

## SAMPLE RESULTS

Lab ID: L2042041-03 D Date Collected: 10/01/20 11:45

Client ID: S-227-20FSP20-01 Date Received: 10/02/20

Sample Location: NEW BEDFORD, MA Field Prep: Not Specified

Sample Depth:

| Parameter | Result | Qualifier | Units | RL | MDL | Dilution Factor |
|---|---|---|---|---|---|---|
| PCB Congeners/Homologs - Mansfield Lab | | | | | | |
| Cl5-BZ#102 | 6.67 | | ug/kg | 0.391 | 0.196 | 2 |
| Cl4-BZ#61 | ND | | ug/kg | 0.391 | 0.196 | 2 |
| Cl5-BZ#98 | 1.10 | | ug/kg | 0.391 | 0.196 | 2 |
| Cl4-BZ#76 | 0.665 | | ug/kg | 0.391 | 0.196 | 2 |
| Cl5-BZ#93 | 0.608 | | ug/kg | 0.391 | 0.196 | 2 |
| Cl4-BZ#63 | 9.64 | | ug/kg | 0.391 | 0.196 | 2 |
| Cl5-BZ#121/#95/#88 | 91.6 | | ug/kg | 1.17 | 0.587 | 2 |
| Cl4-BZ#74 | 84.8 | | ug/kg | 0.391 | 0.196 | 2 |
| Cl6-BZ#155 | ND | | ug/kg | 0.391 | 0.196 | 2 |
| Cl4-BZ#70 | 127 | | ug/kg | 0.391 | 0.196 | 2 |
| Cl5-BZ#91 | 45.4 | | ug/kg | 0.391 | 0.196 | 2 |
| Cl4-BZ#66 | 153 | | ug/kg | 0.391 | 0.196 | 2 |
| Cl4-BZ#80 | ND | | ug/kg | 0.391 | 0.196 | 2 |
| Cl4-BZ#55 | ND | | ug/kg | 0.391 | 0.196 | 2 |
| Cl5-BZ#92 | 40.7 | | ug/kg | 0.391 | 0.196 | 2 |
| Cl5-BZ#89/#84 | 34.4 | | ug/kg | 0.783 | 0.391 | 2 |
| Cl5-BZ#101/#90 | 221 | | ug/kg | 0.783 | 0.391 | 2 |
| Cl4-BZ#56 | 51.0 | | ug/kg | 0.391 | 0.196 | 2 |
| Cl5-BZ#113 | 2.71 | | ug/kg | 0.391 | 0.196 | 2 |
| Cl5-BZ#99 | 154 | | ug/kg | 0.391 | 0.196 | 2 |
| Cl6-BZ#150 | 0.826 | | ug/kg | 0.391 | 0.196 | 2 |
| Cl4-BZ#60 | 29.0 | | ug/kg | 0.391 | 0.196 | 2 |
| Cl6-BZ#152 | ND | | ug/kg | 0.391 | 0.196 | 2 |
| Cl5-BZ#119 | 12.7 | | ug/kg | 0.391 | 0.196 | 2 |
| Cl5-BZ#83/#125/#112 | 10.0 | | ug/kg | 1.17 | 0.587 | 2 |
| Cl5-BZ#86/#109 | ND | | ug/kg | 0.783 | 0.391 | 2 |
| Cl6-BZ#145 | ND | | ug/kg | 0.391 | 0.196 | 2 |
| Cl5-BZ#97 | 74.3 | | ug/kg | 0.391 | 0.196 | 2 |
| Cl6-BZ#148 | 0.564 | | ug/kg | 0.391 | 0.196 | 2 |
| Cl4-BZ#79 | 0.577 | | ug/kg | 0.391 | 0.196 | 2 |
| Cl5-BZ#116 | ND | | ug/kg | 0.391 | 0.196 | 2 |
| Cl6-BZ#154-Cal | 5.68 | | ug/kg | 0.391 | 0.196 | 2 |
| Cl4-BZ#78 | ND | | ug/kg | 0.391 | 0.196 | 2 |
| Cl5-BZ#87/#111 | 41.1 | | ug/kg | 0.783 | 0.391 | 2 |
| Cl6-BZ#136 | 14.9 | | ug/kg | 0.391 | 0.196 | 2 |
| Cl5-BZ#117 | 7.68 | | ug/kg | 0.391 | 0.196 | 2 |
| Cl5-BZ#115 | 3.87 | | ug/kg | 0.391 | 0.196 | 2 |

**Project Name:** NEW BEDFORD HARBOR-LTM **Lab Number:** L2042041

**Project Number:** 60597627 **Report Date:** 10/23/20

## SAMPLE RESULTS

Lab ID: L2042041-03 D Date Collected: 10/01/20 11:45

Client ID: S-227-20FSP20-01 Date Received: 10/02/20

Sample Location: NEW BEDFORD, MA Field Prep: Not Specified

Sample Depth:

| Parameter | Result | Qualifier | Units | RL | MDL | Dilution Factor |
|---|---|---|---|---|---|---|
| PCB Congeners/Homologs - Mansfield Lab | | | | | | |
| Cl5-BZ#85 | 31.4 | | ug/kg | 0.391 | 0.196 | 2 |
| Cl5-BZ#120 | 1.66 | | ug/kg | 0.391 | 0.196 | 2 |
| Cl5-BZ#110 | 238 | | ug/kg | 0.391 | 0.196 | 2 |
| Cl4-BZ#81 | ND | | ug/kg | 0.391 | 0.196 | 2 |
| Cl6-BZ#151 | 20.0 | | ug/kg | 0.391 | 0.196 | 2 |
| Cl6-BZ#135 | 19.4 | | ug/kg | 0.391 | 0.196 | 2 |
| Cl5-BZ#82 | 13.9 | | ug/kg | 0.391 | 0.196 | 2 |
| Cl6-BZ#144 | 4.43 | | ug/kg | 0.391 | 0.196 | 2 |
| Cl6-BZ#147/#149 | 150 | | ug/kg | 0.783 | 0.391 | 2 |
| Cl4-BZ#77 | 22.8 | | ug/kg | 0.391 | 0.196 | 2 |
| Cl6-BZ#143/#139 | 3.58 | | ug/kg | 0.783 | 0.391 | 2 |
| Cl5-BZ#124 | 6.85 | | ug/kg | 0.391 | 0.196 | 2 |
| Cl6-BZ#140 | 0.865 | | ug/kg | 0.391 | 0.196 | 2 |
| Cl5-BZ#108 | 0.773 | | ug/kg | 0.391 | 0.196 | 2 |
| Cl5-BZ#107/#123 | 24.0 | | ug/kg | 0.783 | 0.391 | 2 |
| Cl7-BZ#188-Cal/RTW | 0.254 | J | ug/kg | 0.391 | 0.196 | 2 |
| Cl6-BZ#134 | 9.11 | | ug/kg | 0.391 | 0.196 | 2 |
| Cl5-BZ#106 | ND | | ug/kg | 0.391 | 0.196 | 2 |
| Cl6-BZ#133 | 3.31 | | ug/kg | 0.391 | 0.196 | 2 |
| Cl6-BZ#142 | ND | | ug/kg | 0.391 | 0.196 | 2 |
| Cl5-BZ#118 | 250 | | ug/kg | 0.391 | 0.196 | 2 |
| Cl6-BZ#131 | 2.46 | | ug/kg | 0.391 | 0.196 | 2 |
| Cl7-BZ#184 | ND | | ug/kg | 0.391 | 0.196 | 2 |
| Cl6-BZ#165 | ND | | ug/kg | 0.391 | 0.196 | 2 |
| Cl6-BZ#146 | 31.1 | | ug/kg | 0.391 | 0.196 | 2 |
| Cl6-BZ#161 | ND | | ug/kg | 0.391 | 0.196 | 2 |
| Cl5-BZ#122 | 2.35 | | ug/kg | 0.391 | 0.196 | 2 |
| Cl6-BZ#168 | ND | | ug/kg | 0.391 | 0.196 | 2 |
| Cl5-BZ#114 | 6.13 | | ug/kg | 0.391 | 0.196 | 2 |
| Cl6-BZ#153 | 179 | | ug/kg | 0.391 | 0.196 | 2 |
| Cl6-BZ#132 | 48.0 | | ug/kg | 0.391 | 0.196 | 2 |
| Cl7-BZ#179 | 5.72 | | ug/kg | 0.391 | 0.196 | 2 |
| Cl6-BZ#141 | 15.7 | | ug/kg | 0.391 | 0.196 | 2 |
| Cl7-BZ#176 | 2.05 | | ug/kg | 0.391 | 0.196 | 2 |
| Cl5-BZ#105 | 65.7 | | ug/kg | 0.391 | 0.196 | 2 |
| Cl6-BZ#137 | 11.0 | | ug/kg | 0.391 | 0.196 | 2 |
| Cl5-BZ#127 | ND | | ug/kg | 0.391 | 0.196 | 2 |

**Project Name:** NEW BEDFORD HARBOR-LTM **Lab Number:** L2042041

**Project Number:** 60597627 **Report Date:** 10/23/20

## SAMPLE RESULTS

Lab ID: L2042041-03 D
Client ID: S-227-20FSP20-01
Sample Location: NEW BEDFORD, MA

Date Collected: 10/01/20 11:45
Date Received: 10/02/20
Field Prep: Not Specified

Sample Depth:

| Parameter | Result | Qualifier | Units | RL | MDL | Dilution Factor |
|---|---|---|---|---|---|---|
| PCB Congeners/Homologs - Mansfield Lab | | | | | | |
| Cl7-BZ#186 | ND | | ug/kg | 0.391 | 0.196 | 2 |
| Cl6-BZ#130/#164 | 28.9 | | ug/kg | 0.783 | 0.391 | 2 |
| Cl7-BZ#178 | 4.19 | | ug/kg | 0.391 | 0.196 | 2 |
| Cl6-BZ#138 | 118 | | ug/kg | 0.391 | 0.196 | 2 |
| Cl6-BZ#163/#160 | 47.7 | | ug/kg | 0.783 | 0.391 | 2 |
| Cl6-BZ#129/#158 | 31.0 | | ug/kg | 0.783 | 0.391 | 2 |
| Cl7-BZ#182/#175 | 0.989 | | ug/kg | 0.783 | 0.391 | 2 |
| Cl7-BZ#187 | 22.2 | | ug/kg | 0.391 | 0.196 | 2 |
| Cl7-BZ#183 | 10.5 | | ug/kg | 0.391 | 0.196 | 2 |
| Cl6-BZ#166 | 1.27 | | ug/kg | 0.391 | 0.196 | 2 |
| Cl6-BZ#159 | ND | | ug/kg | 0.391 | 0.196 | 2 |
| Cl5-BZ#126 | 1.91 | | ug/kg | 0.391 | 0.196 | 2 |
| Cl7-BZ#185 | 1.03 | | ug/kg | 0.391 | 0.196 | 2 |
| Cl6-BZ#162 | 1.23 | | ug/kg | 0.391 | 0.196 | 2 |
| Cl7-BZ#174 | 9.85 | | ug/kg | 0.391 | 0.196 | 2 |
| Cl6-BZ#128 | 37.1 | | ug/kg | 0.391 | 0.196 | 2 |
| Cl8-BZ#202 | 1.79 | | ug/kg | 0.391 | 0.196 | 2 |
| Cl6-BZ#167 | 10.6 | | ug/kg | 0.391 | 0.196 | 2 |
| Cl7-BZ#181 | 0.651 | | ug/kg | 0.391 | 0.196 | 2 |
| Cl7-BZ#177 | 9.42 | | ug/kg | 0.391 | 0.196 | 2 |
| Cl8-BZ#204/#200-CAL | 0.955 | | ug/kg | 0.783 | 0.391 | 2 |
| Cl7-BZ#171 | 6.27 | | ug/kg | 0.391 | 0.196 | 2 |
| Cl7-BZ#173 | 0.542 | | ug/kg | 0.391 | 0.196 | 2 |
| Cl8-BZ#197 | 0.296 | J | ug/kg | 0.391 | 0.196 | 2 |
| Cl7-BZ#172 | 3.55 | | ug/kg | 0.391 | 0.196 | 2 |
| Cl7-BZ#192 | ND | | ug/kg | 0.391 | 0.196 | 2 |
| Cl6-BZ#156 | 22.5 | | ug/kg | 0.391 | 0.196 | 2 |
| Cl6-BZ#157 | 6.35 | | ug/kg | 0.391 | 0.196 | 2 |
| Cl7-BZ#180 | 27.0 | | ug/kg | 0.391 | 0.196 | 2 |
| Cl7-BZ#193 | 2.14 | | ug/kg | 0.391 | 0.196 | 2 |
| Cl8-BZ#199 | 0.715 | | ug/kg | 0.391 | 0.196 | 2 |
| Cl7-BZ#191 | 0.892 | | ug/kg | 0.391 | 0.196 | 2 |
| Cl8-BZ#198 | ND | | ug/kg | 0.391 | 0.196 | 2 |
| Cl8-BZ#201 | 4.82 | | ug/kg | 0.391 | 0.196 | 2 |
| Cl7-BZ#170 | 19.8 | | ug/kg | 0.391 | 0.196 | 2 |
| Cl7-BZ#190 | 3.30 | | ug/kg | 0.391 | 0.196 | 2 |
| Cl8-BZ#196 | 2.61 | | ug/kg | 0.391 | 0.196 | 2 |

**Project Name:** NEW BEDFORD HARBOR-LTM **Lab Number:** L2042041

**Project Number:** 60597627 **Report Date:** 10/23/20

## SAMPLE RESULTS

Lab ID: L2042041-03 D
Client ID: S-227-20FSP20-01
Sample Location: NEW BEDFORD, MA

Date Collected: 10/01/20 11:45
Date Received: 10/02/20
Field Prep: Not Specified

Sample Depth:

| Parameter | Result | Qualifier | Units | RL | MDL | Dilution Factor |
|---|---|---|---|---|---|---|
| PCB Congeners/Homologs - Mansfield Lab | | | | | | |
| Cl8-BZ#203 | 2.89 | | ug/kg | 0.391 | 0.196 | 2 |
| Cl6-BZ#169 | ND | | ug/kg | 0.391 | 0.196 | 2 |
| Cl9-BZ#208 | 1.21 | | ug/kg | 0.391 | 0.196 | 2 |
| Cl9-BZ#207 | 0.561 | | ug/kg | 0.391 | 0.196 | 2 |
| Cl7-BZ#189 | 2.22 | | ug/kg | 0.391 | 0.196 | 2 |
| Cl8-BZ#195 | 2.10 | | ug/kg | 0.391 | 0.196 | 2 |
| Cl8-BZ#194 | 5.77 | | ug/kg | 0.391 | 0.196 | 2 |
| Cl8-BZ#205 | ND | | ug/kg | 0.391 | 0.196 | 2 |
| Cl9-BZ#206-Cal/RTW | 2.61 | | ug/kg | 0.391 | 0.196 | 2 |
| Cl10-BZ#209-Cal/RTW | 1.23 | | ug/kg | 0.391 | 0.196 | 2 |
| Monochlorobiphenyls | 2.46 | | ug/kg | 0.391 | 0.196 | 2 |
| Dichlorobiphenyls | 106 | | ug/kg | 0.391 | 0.196 | 2 |
| Trichlorobiphenyls | 833 | | ug/kg | 0.391 | 0.196 | 2 |
| Tetrachlorobiphenyls | 1330 | | ug/kg | 0.391 | 0.196 | 2 |
| Pentachlorobiphenyls | 1400 | | ug/kg | 0.391 | 0.196 | 2 |
| Hexachlorobiphenyls | 825 | | ug/kg | 0.391 | 0.196 | 2 |
| Heptachlorobiphenyls | 133 | | ug/kg | 0.391 | 0.196 | 2 |
| Octachlorobiphenyls | 21.9 | | ug/kg | 0.391 | 0.196 | 2 |
| Nonachlorobiphenyls | 4.38 | | ug/kg | 0.391 | 0.196 | 2 |
| Decachlorobiphenyl | 1.23 | | ug/kg | 0.391 | 0.196 | 2 |
| Total PCB | 4650 | | ug/kg | 0.391 | NA | 2 |

| Surrogate | % Recovery | Qualifier | Acceptance Criteria |
|---|---|---|---|
| Cl3-BZ#19-C13 (surr) | 75 | | 50-125 |
| Cl8-BZ#202-C13 (surr) | 86 | | 50-125 |

**Project Name:** NEW BEDFORD HARBOR-LTM **Lab Number:** L2042041

**Project Number:** 60597627 **Report Date:** 10/23/20

## SAMPLE RESULTS

Lab ID: L2042041-04 D
Client ID: S-230-20FSP20-01
Sample Location: NEW BEDFORD, MA

Date Collected: 10/01/20 13:41
Date Received: 10/02/20
Field Prep: Not Specified

Sample Depth:
Matrix: Sediment
Analytical Method: 105,8270D-SIM/680(M)
Analytical Date: 10/21/20 03:40
Analyst: SV
Percent Solids: 98%

Extraction Method: EPA 3570
Extraction Date: 10/12/20 11:31
Cleanup Method: EPA 3630
Cleanup Date: 10/13/20

| Parameter | Result | Qualifier | Units | RL | MDL | Dilution Factor |
|---|---|---|---|---|---|---|
| PCB Congeners/Homologs - Mansfield Lab | | | | | | |
| Cl1-BZ#1-Cal/RTW | 1.26 | | ug/kg | 0.399 | 0.200 | 2 |
| Cl1-BZ#2 | ND | | ug/kg | 0.399 | 0.200 | 2 |
| Cl1-BZ#3 | 1.88 | | ug/kg | 0.399 | 0.200 | 2 |
| Cl2-BZ#4/#10 | 3.50 | | ug/kg | 0.798 | 0.399 | 2 |
| Cl2-BZ#9 | 1.38 | | ug/kg | 0.399 | 0.200 | 2 |
| Cl2-BZ#7 | 0.799 | | ug/kg | 0.399 | 0.200 | 2 |
| Cl2-BZ#6 | 12.4 | | ug/kg | 0.399 | 0.200 | 2 |
| Cl2-BZ#5 | ND | | ug/kg | 0.399 | 0.200 | 2 |
| Cl2-BZ#8 | 19.6 | | ug/kg | 0.399 | 0.200 | 2 |
| Cl3-BZ#19 | 2.57 | | ug/kg | 0.399 | 0.200 | 2 |
| Cl2-BZ#14 | ND | | ug/kg | 0.399 | 0.200 | 2 |
| Cl3-BZ#30 | ND | | ug/kg | 0.399 | 0.200 | 2 |
| Cl3-BZ#18 | 47.8 | | ug/kg | 0.399 | 0.200 | 2 |
| Cl2-BZ#11 | 4.56 | | ug/kg | 0.399 | 0.200 | 2 |
| Cl3-BZ#17 | 27.3 | | ug/kg | 0.399 | 0.200 | 2 |
| Cl2-BZ#12 | ND | | ug/kg | 0.399 | 0.200 | 2 |
| Cl3-BZ#27 | 6.51 | | ug/kg | 0.399 | 0.200 | 2 |
| Cl2-BZ#13 | 13.3 | | ug/kg | 0.798 | 0.399 | 2 |
| Cl3-BZ#24 | ND | | ug/kg | 0.399 | 0.200 | 2 |
| Cl3-BZ#16 | 9.16 | | ug/kg | 0.399 | 0.200 | 2 |
| Cl3-BZ#32 | 16.8 | | ug/kg | 0.399 | 0.200 | 2 |
| Cl2-BZ#15 | 26.1 | | ug/kg | 0.399 | 0.200 | 2 |
| Cl3-BZ#34 | 2.55 | | ug/kg | 0.399 | 0.200 | 2 |
| Cl3-BZ#23 | ND | | ug/kg | 0.399 | 0.200 | 2 |
| Cl4-BZ#54 | ND | | ug/kg | 0.399 | 0.200 | 2 |
| Cl3-BZ#29-Cal | ND | | ug/kg | 0.399 | 0.200 | 2 |
| Cl4-BZ#50-Cal | ND | | ug/kg | 0.399 | 0.200 | 2 |
| Cl3-BZ#26 | 82.6 | | ug/kg | 0.399 | 0.200 | 2 |

**Project Name:** NEW BEDFORD HARBOR-LTM **Lab Number:** L2042041

**Project Number:** 60597627 **Report Date:** 10/23/20

## SAMPLE RESULTS

Lab ID: L2042041-04 D
Client ID: S-230-20FSP20-01
Sample Location: NEW BEDFORD, MA

Date Collected: 10/01/20 13:41
Date Received: 10/02/20
Field Prep: Not Specified

Sample Depth:

| Parameter | Result | Qualifier | Units | RL | MDL | Dilution Factor |
|---|---|---|---|---|---|---|
| PCB Congeners/Homologs - Mansfield Lab | | | | | | |
| Cl3-BZ#25 | 50.4 | | ug/kg | 0.399 | 0.200 | 2 |
| Cl4-BZ#53 | 16.2 | | ug/kg | 0.399 | 0.200 | 2 |
| Cl3-BZ#-31 | 148 | | ug/kg | 0.399 | 0.200 | 2 |
| Cl3-BZ#28 | 154 | | ug/kg | 0.399 | 0.200 | 2 |
| Cl3-BZ#33 | 25.6 | | ug/kg | 0.399 | 0.200 | 2 |
| Cl4-BZ#51 | 6.31 | | ug/kg | 0.399 | 0.200 | 2 |
| Cl3-BZ#21/#20 | 9.35 | | ug/kg | 0.798 | 0.399 | 2 |
| Cl4-BZ#45 | 12.0 | | ug/kg | 0.399 | 0.200 | 2 |
| Cl3-BZ#22 | 32.1 | | ug/kg | 0.399 | 0.200 | 2 |
| Cl4-BZ#73/#46 | 4.41 | | ug/kg | 0.798 | 0.399 | 2 |
| Cl4-BZ#69 | 0.581 | | ug/kg | 0.399 | 0.200 | 2 |
| Cl4-BZ#43 | 2.77 | | ug/kg | 0.399 | 0.200 | 2 |
| Cl3-BZ#36 | ND | | ug/kg | 0.399 | 0.200 | 2 |
| Cl4-BZ#52 | 182 | | ug/kg | 0.399 | 0.200 | 2 |
| Cl4-BZ#48 | 15.3 | | ug/kg | 0.399 | 0.200 | 2 |
| Cl4-BZ#49 | 180 | | ug/kg | 0.399 | 0.200 | 2 |
| Cl5-BZ#104 | ND | | ug/kg | 0.399 | 0.200 | 2 |
| Cl4-BZ#47 | 64.2 | | ug/kg | 0.399 | 0.200 | 2 |
| Cl4-BZ#65/#75/#62 | 4.18 | | ug/kg | 1.20 | 0.599 | 2 |
| Cl3-BZ#39 | ND | | ug/kg | 0.399 | 0.200 | 2 |
| Cl3-BZ#38 | ND | | ug/kg | 0.399 | 0.200 | 2 |
| Cl4-BZ#44 | 77.5 | | ug/kg | 0.399 | 0.200 | 2 |
| Cl4-BZ#59 | 12.3 | | ug/kg | 0.399 | 0.200 | 2 |
| Cl4-BZ#42 | 35.1 | | ug/kg | 0.399 | 0.200 | 2 |
| Cl4-BZ#71 | 26.2 | | ug/kg | 0.399 | 0.200 | 2 |
| Cl3-BZ#35 | 3.50 | | ug/kg | 0.399 | 0.200 | 2 |
| Cl4-BZ#41 | 4.27 | | ug/kg | 0.399 | 0.200 | 2 |
| Cl4-BZ#72 | 6.52 | | ug/kg | 0.399 | 0.200 | 2 |
| Cl5-BZ#96 | 1.28 | | ug/kg | 0.399 | 0.200 | 2 |
| Cl5-BZ#103 | 4.24 | | ug/kg | 0.399 | 0.200 | 2 |
| Cl4-BZ#68/#64 | 59.3 | | ug/kg | 0.798 | 0.399 | 2 |
| Cl4-BZ#40 | 13.4 | | ug/kg | 0.399 | 0.200 | 2 |
| Cl3-BZ#37 | 29.9 | | ug/kg | 0.399 | 0.200 | 2 |
| Cl5-BZ#100 | 3.47 | | ug/kg | 0.399 | 0.200 | 2 |
| Cl5-BZ#94 | 1.05 | | ug/kg | 0.399 | 0.200 | 2 |
| Cl4-BZ#57 | 3.03 | | ug/kg | 0.399 | 0.200 | 2 |
| Cl4-BZ#67/#58 | 14.6 | | ug/kg | 0.798 | 0.399 | 2 |

**Project Name:** NEW BEDFORD HARBOR-LTM **Lab Number:** L2042041

**Project Number:** 60597627 **Report Date:** 10/23/20

## SAMPLE RESULTS

Lab ID: L2042041-04 D Date Collected: 10/01/20 13:41

Client ID: S-230-20FSP20-01 Date Received: 10/02/20

Sample Location: NEW BEDFORD, MA Field Prep: Not Specified

Sample Depth:

| Parameter | Result | Qualifier | Units | RL | MDL | Dilution Factor |
|---|---|---|---|---|---|---|
| PCB Congeners/Homologs - Mansfield Lab | | | | | | |
| Cl5-BZ#102 | 6.80 | | ug/kg | 0.399 | 0.200 | 2 |
| Cl4-BZ#61 | ND | | ug/kg | 0.399 | 0.200 | 2 |
| Cl5-BZ#98 | 1.05 | | ug/kg | 0.399 | 0.200 | 2 |
| Cl4-BZ#76 | 0.774 | | ug/kg | 0.399 | 0.200 | 2 |
| Cl5-BZ#93 | 0.778 | | ug/kg | 0.399 | 0.200 | 2 |
| Cl4-BZ#63 | 7.35 | | ug/kg | 0.399 | 0.200 | 2 |
| Cl5-BZ#121/#95/#88 | 102 | | ug/kg | 1.20 | 0.599 | 2 |
| Cl4-BZ#74 | 67.9 | | ug/kg | 0.399 | 0.200 | 2 |
| Cl6-BZ#155 | ND | | ug/kg | 0.399 | 0.200 | 2 |
| Cl4-BZ#70 | 116 | | ug/kg | 0.399 | 0.200 | 2 |
| Cl5-BZ#91 | 46.6 | | ug/kg | 0.399 | 0.200 | 2 |
| Cl4-BZ#66 | 118 | | ug/kg | 0.399 | 0.200 | 2 |
| Cl4-BZ#80 | ND | | ug/kg | 0.399 | 0.200 | 2 |
| Cl4-BZ#55 | ND | | ug/kg | 0.399 | 0.200 | 2 |
| Cl5-BZ#92 | 43.4 | | ug/kg | 0.399 | 0.200 | 2 |
| Cl5-BZ#89/#84 | 39.0 | | ug/kg | 0.798 | 0.399 | 2 |
| Cl5-BZ#101/#90 | 232 | | ug/kg | 0.798 | 0.399 | 2 |
| Cl4-BZ#56 | 43.2 | | ug/kg | 0.399 | 0.200 | 2 |
| Cl5-BZ#113 | 2.79 | | ug/kg | 0.399 | 0.200 | 2 |
| Cl5-BZ#99 | 143 | | ug/kg | 0.399 | 0.200 | 2 |
| Cl6-BZ#150 | 1.12 | | ug/kg | 0.399 | 0.200 | 2 |
| Cl4-BZ#60 | 24.4 | | ug/kg | 0.399 | 0.200 | 2 |
| Cl6-BZ#152 | 0.426 | | ug/kg | 0.399 | 0.200 | 2 |
| Cl5-BZ#119 | 11.9 | | ug/kg | 0.399 | 0.200 | 2 |
| Cl5-BZ#83/#125/#112 | 10.5 | | ug/kg | 1.20 | 0.599 | 2 |
| Cl5-BZ#86/#109 | ND | | ug/kg | 0.798 | 0.399 | 2 |
| Cl6-BZ#145 | ND | | ug/kg | 0.399 | 0.200 | 2 |
| Cl5-BZ#97 | 78.1 | | ug/kg | 0.399 | 0.200 | 2 |
| Cl6-BZ#148 | 0.637 | | ug/kg | 0.399 | 0.200 | 2 |
| Cl4-BZ#79 | ND | | ug/kg | 0.399 | 0.200 | 2 |
| Cl5-BZ#116 | ND | | ug/kg | 0.399 | 0.200 | 2 |
| Cl6-BZ#154-Cal | 5.85 | | ug/kg | 0.399 | 0.200 | 2 |
| Cl4-BZ#78 | ND | | ug/kg | 0.399 | 0.200 | 2 |
| Cl5-BZ#87/#111 | 52.9 | | ug/kg | 0.798 | 0.399 | 2 |
| Cl6-BZ#136 | 17.5 | | ug/kg | 0.399 | 0.200 | 2 |
| Cl5-BZ#117 | 8.00 | | ug/kg | 0.399 | 0.200 | 2 |
| Cl5-BZ#115 | 4.17 | | ug/kg | 0.399 | 0.200 | 2 |

**Project Name:** NEW BEDFORD HARBOR-LTM **Lab Number:** L2042041

**Project Number:** 60597627 **Report Date:** 10/23/20

## SAMPLE RESULTS

Lab ID: L2042041-04 D
Client ID: S-230-20FSP20-01
Sample Location: NEW BEDFORD, MA

Date Collected: 10/01/20 13:41
Date Received: 10/02/20
Field Prep: Not Specified

Sample Depth:

| Parameter | Result | Qualifier | Units | RL | MDL | Dilution Factor |
|---|---|---|---|---|---|---|
| PCB Congeners/Homologs - Mansfield Lab | | | | | | |
| Cl5-BZ#85 | 34.8 | | ug/kg | 0.399 | 0.200 | 2 |
| Cl5-BZ#120 | 1.82 | | ug/kg | 0.399 | 0.200 | 2 |
| Cl5-BZ#110 | 246 | | ug/kg | 0.399 | 0.200 | 2 |
| Cl4-BZ#81 | ND | | ug/kg | 0.399 | 0.200 | 2 |
| Cl6-BZ#151 | 22.7 | | ug/kg | 0.399 | 0.200 | 2 |
| Cl6-BZ#135 | 19.5 | | ug/kg | 0.399 | 0.200 | 2 |
| Cl5-BZ#82 | 15.9 | | ug/kg | 0.399 | 0.200 | 2 |
| Cl6-BZ#144 | 5.20 | | ug/kg | 0.399 | 0.200 | 2 |
| Cl6-BZ#147/#149 | 148 | | ug/kg | 0.798 | 0.399 | 2 |
| Cl4-BZ#77 | 15.8 | | ug/kg | 0.399 | 0.200 | 2 |
| Cl6-BZ#143/#139 | 3.98 | | ug/kg | 0.798 | 0.399 | 2 |
| Cl5-BZ#124 | 7.44 | | ug/kg | 0.399 | 0.200 | 2 |
| Cl6-BZ#140 | 0.829 | | ug/kg | 0.399 | 0.200 | 2 |
| Cl5-BZ#108 | ND | | ug/kg | 0.399 | 0.200 | 2 |
| Cl5-BZ#107/#123 | 20.6 | | ug/kg | 0.798 | 0.399 | 2 |
| Cl7-BZ#188-Cal/RTW | 0.298 | J | ug/kg | 0.399 | 0.200 | 2 |
| Cl6-BZ#134 | 9.89 | | ug/kg | 0.399 | 0.200 | 2 |
| Cl5-BZ#106 | ND | | ug/kg | 0.399 | 0.200 | 2 |
| Cl6-BZ#133 | 3.06 | | ug/kg | 0.399 | 0.200 | 2 |
| Cl6-BZ#142 | ND | | ug/kg | 0.399 | 0.200 | 2 |
| Cl5-BZ#118 | 237 | | ug/kg | 0.399 | 0.200 | 2 |
| Cl6-BZ#131 | 3.22 | | ug/kg | 0.399 | 0.200 | 2 |
| Cl7-BZ#184 | ND | | ug/kg | 0.399 | 0.200 | 2 |
| Cl6-BZ#165 | ND | | ug/kg | 0.399 | 0.200 | 2 |
| Cl6-BZ#146 | 30.2 | | ug/kg | 0.399 | 0.200 | 2 |
| Cl6-BZ#161 | ND | | ug/kg | 0.399 | 0.200 | 2 |
| Cl5-BZ#122 | 2.54 | | ug/kg | 0.399 | 0.200 | 2 |
| Cl6-BZ#168 | ND | | ug/kg | 0.399 | 0.200 | 2 |
| Cl5-BZ#114 | 6.78 | | ug/kg | 0.399 | 0.200 | 2 |
| Cl6-BZ#153 | 172 | | ug/kg | 0.399 | 0.200 | 2 |
| Cl6-BZ#132 | 53.8 | | ug/kg | 0.399 | 0.200 | 2 |
| Cl7-BZ#179 | 6.38 | | ug/kg | 0.399 | 0.200 | 2 |
| Cl6-BZ#141 | 20.4 | | ug/kg | 0.399 | 0.200 | 2 |
| Cl7-BZ#176 | 2.47 | | ug/kg | 0.399 | 0.200 | 2 |
| Cl5-BZ#105 | 67.6 | | ug/kg | 0.399 | 0.200 | 2 |
| Cl6-BZ#137 | 12.4 | | ug/kg | 0.399 | 0.200 | 2 |
| Cl5-BZ#127 | ND | | ug/kg | 0.399 | 0.200 | 2 |

**Project Name:** NEW BEDFORD HARBOR-LTM **Lab Number:** L2042041

**Project Number:** 60597627 **Report Date:** 10/23/20

## SAMPLE RESULTS

Lab ID: L2042041-04 D
Client ID: S-230-20FSP20-01
Sample Location: NEW BEDFORD, MA

Date Collected: 10/01/20 13:41
Date Received: 10/02/20
Field Prep: Not Specified

Sample Depth:

| Parameter | Result | Qualifier | Units | RL | MDL | Dilution Factor |
|---|---|---|---|---|---|---|
| PCB Congeners/Homologs - Mansfield Lab | | | | | | |
| Cl7-BZ#186 | ND | | ug/kg | 0.399 | 0.200 | 2 |
| Cl6-BZ#130/#164 | 30.0 | | ug/kg | 0.798 | 0.399 | 2 |
| Cl7-BZ#178 | 4.17 | | ug/kg | 0.399 | 0.200 | 2 |
| Cl6-BZ#138 | 133 | | ug/kg | 0.399 | 0.200 | 2 |
| Cl6-BZ#163/#160 | 44.5 | | ug/kg | 0.798 | 0.399 | 2 |
| Cl6-BZ#129/#158 | 35.4 | | ug/kg | 0.798 | 0.399 | 2 |
| Cl7-BZ#182/#175 | 1.08 | | ug/kg | 0.798 | 0.399 | 2 |
| Cl7-BZ#187 | 22.4 | | ug/kg | 0.399 | 0.200 | 2 |
| Cl7-BZ#183 | 11.2 | | ug/kg | 0.399 | 0.200 | 2 |
| Cl6-BZ#166 | 1.54 | | ug/kg | 0.399 | 0.200 | 2 |
| Cl6-BZ#159 | ND | | ug/kg | 0.399 | 0.200 | 2 |
| Cl5-BZ#126 | 2.39 | | ug/kg | 0.399 | 0.200 | 2 |
| Cl7-BZ#185 | 1.53 | | ug/kg | 0.399 | 0.200 | 2 |
| Cl6-BZ#162 | 1.24 | | ug/kg | 0.399 | 0.200 | 2 |
| Cl7-BZ#174 | 12.3 | | ug/kg | 0.399 | 0.200 | 2 |
| Cl6-BZ#128 | 40.0 | | ug/kg | 0.399 | 0.200 | 2 |
| Cl8-BZ#202 | 1.67 | | ug/kg | 0.399 | 0.200 | 2 |
| Cl6-BZ#167 | 10.0 | | ug/kg | 0.399 | 0.200 | 2 |
| Cl7-BZ#181 | 0.766 | | ug/kg | 0.399 | 0.200 | 2 |
| Cl7-BZ#177 | 10.0 | | ug/kg | 0.399 | 0.200 | 2 |
| Cl8-BZ#204/#200-CAL | 1.47 | | ug/kg | 0.798 | 0.399 | 2 |
| Cl7-BZ#171 | 7.01 | | ug/kg | 0.399 | 0.200 | 2 |
| Cl7-BZ#173 | ND | | ug/kg | 0.399 | 0.200 | 2 |
| Cl8-BZ#197 | ND | | ug/kg | 0.399 | 0.200 | 2 |
| Cl7-BZ#172 | 4.00 | | ug/kg | 0.399 | 0.200 | 2 |
| Cl7-BZ#192 | ND | | ug/kg | 0.399 | 0.200 | 2 |
| Cl6-BZ#156 | 24.5 | | ug/kg | 0.399 | 0.200 | 2 |
| Cl6-BZ#157 | 6.44 | | ug/kg | 0.399 | 0.200 | 2 |
| Cl7-BZ#180 | 30.8 | | ug/kg | 0.399 | 0.200 | 2 |
| Cl7-BZ#193 | 2.21 | | ug/kg | 0.399 | 0.200 | 2 |
| Cl8-BZ#199 | ND | | ug/kg | 0.399 | 0.200 | 2 |
| Cl7-BZ#191 | 1.34 | | ug/kg | 0.399 | 0.200 | 2 |
| Cl8-BZ#198 | ND | | ug/kg | 0.399 | 0.200 | 2 |
| Cl8-BZ#201 | 6.45 | | ug/kg | 0.399 | 0.200 | 2 |
| Cl7-BZ#170 | 23.4 | | ug/kg | 0.399 | 0.200 | 2 |
| Cl7-BZ#190 | 3.95 | | ug/kg | 0.399 | 0.200 | 2 |
| Cl8-BZ#196 | 3.58 | | ug/kg | 0.399 | 0.200 | 2 |

**Project Name:** NEW BEDFORD HARBOR-LTM **Lab Number:** L2042041

**Project Number:** 60597627 **Report Date:** 10/23/20

## SAMPLE RESULTS

Lab ID: L2042041-04 D
Client ID: S-230-20FSP20-01
Sample Location: NEW BEDFORD, MA

Date Collected: 10/01/20 13:41
Date Received: 10/02/20
Field Prep: Not Specified

Sample Depth:

| Parameter | Result | Qualifier | Units | RL | MDL | Dilution Factor |
|---|---|---|---|---|---|---|
| PCB Congeners/Homologs - Mansfield Lab | | | | | | |
| Cl8-BZ#203 | 3.79 | | ug/kg | 0.399 | 0.200 | 2 |
| Cl6-BZ#169 | ND | | ug/kg | 0.399 | 0.200 | 2 |
| Cl9-BZ#208 | 1.54 | | ug/kg | 0.399 | 0.200 | 2 |
| Cl9-BZ#207 | 0.623 | | ug/kg | 0.399 | 0.200 | 2 |
| Cl7-BZ#189 | 2.46 | | ug/kg | 0.399 | 0.200 | 2 |
| Cl8-BZ#195 | 2.89 | | ug/kg | 0.399 | 0.200 | 2 |
| Cl8-BZ#194 | 8.30 | | ug/kg | 0.399 | 0.200 | 2 |
| Cl8-BZ#205 | ND | | ug/kg | 0.399 | 0.200 | 2 |
| Cl9-BZ#206-Cal/RTW | 3.48 | | ug/kg | 0.399 | 0.200 | 2 |
| Cl10-BZ#209-Cal/RTW | 2.30 | | ug/kg | 0.399 | 0.200 | 2 |
| Monochlorobiphenyls | 3.14 | | ug/kg | 0.399 | 0.200 | 2 |
| Dichlorobiphenyls | 81.6 | | ug/kg | 0.399 | 0.200 | 2 |
| Trichlorobiphenyls | 648 | | ug/kg | 0.399 | 0.200 | 2 |
| Tetrachlorobiphenyls | 1130 | | ug/kg | 0.399 | 0.200 | 2 |
| Pentachlorobiphenyls | 1440 | | ug/kg | 0.399 | 0.200 | 2 |
| Hexachlorobiphenyls | 857 | | ug/kg | 0.399 | 0.200 | 2 |
| Heptachlorobiphenyls | 148 | | ug/kg | 0.399 | 0.200 | 2 |
| Octachlorobiphenyls | 28.2 | | ug/kg | 0.399 | 0.200 | 2 |
| Nonachlorobiphenyls | 5.64 | | ug/kg | 0.399 | 0.200 | 2 |
| Decachlorobiphenyl | 2.30 | | ug/kg | 0.399 | 0.200 | 2 |
| Total PCB | 4340 | | ug/kg | 0.399 | NA | 2 |

| Surrogate | % Recovery | Qualifier | Acceptance Criteria |
|---|---|---|---|
| Cl3-BZ#19-C13 (surr) | 74 | | 50-125 |
| Cl8-BZ#202-C13 (surr) | 83 | | 50-125 |

**Project Name:** NEW BEDFORD HARBOR-LTM **Lab Number:** L2042041

**Project Number:** 60597627 **Report Date:** 10/23/20

## SAMPLE RESULTS

Lab ID: L2042041-05 D
Client ID: S-231-20FSP20-01
Sample Location: NEW BEDFORD, MA

Date Collected: 10/01/20 15:18
Date Received: 10/02/20
Field Prep: Not Specified

Sample Depth:
Matrix: Sediment
Analytical Method: 105,8270D-SIM/680(M)
Analytical Date: 10/21/20 21:02
Analyst: MJS
Percent Solids: 96%

Extraction Method: EPA 3570
Extraction Date: 10/15/20 09:20
Cleanup Method: EPA 3630
Cleanup Date: 10/16/20

| Parameter | Result | Qualifier | Units | RL | MDL | Dilution Factor |
|---|---|---|---|---|---|---|
| PCB Congeners/Homologs - Mansfield Lab | | | | | | |
| Cl1-BZ#1-Cal/RTW | 1.05 | | ug/kg | 0.825 | 0.413 | 4 |
| Cl1-BZ#2 | ND | | ug/kg | 0.825 | 0.413 | 4 |
| Cl1-BZ#3 | 1.50 | | ug/kg | 0.825 | 0.413 | 4 |
| Cl2-BZ#4/#10 | 4.11 | | ug/kg | 1.65 | 0.825 | 4 |
| Cl2-BZ#9 | 1.44 | | ug/kg | 0.825 | 0.413 | 4 |
| Cl2-BZ#7 | 0.971 | | ug/kg | 0.825 | 0.413 | 4 |
| Cl2-BZ#6 | 19.6 | | ug/kg | 0.825 | 0.413 | 4 |
| Cl2-BZ#5 | ND | | ug/kg | 0.825 | 0.413 | 4 |
| Cl2-BZ#8 | 25.6 | | ug/kg | 0.825 | 0.413 | 4 |
| Cl3-BZ#19 | 2.96 | | ug/kg | 0.825 | 0.413 | 4 |
| Cl2-BZ#14 | ND | | ug/kg | 0.825 | 0.413 | 4 |
| Cl3-BZ#30 | ND | | ug/kg | 0.825 | 0.413 | 4 |
| Cl3-BZ#18 | 50.9 | | ug/kg | 0.825 | 0.413 | 4 |
| Cl2-BZ#11 | 6.70 | | ug/kg | 0.825 | 0.413 | 4 |
| Cl3-BZ#17 | 28.0 | | ug/kg | 0.825 | 0.413 | 4 |
| Cl2-BZ#12 | ND | | ug/kg | 0.825 | 0.413 | 4 |
| Cl3-BZ#27 | 8.23 | | ug/kg | 0.825 | 0.413 | 4 |
| Cl2-BZ#13 | 19.8 | | ug/kg | 1.65 | 0.825 | 4 |
| Cl3-BZ#24 | ND | | ug/kg | 0.825 | 0.413 | 4 |
| Cl3-BZ#16 | 9.90 | | ug/kg | 0.825 | 0.413 | 4 |
| Cl3-BZ#32 | 18.3 | | ug/kg | 0.825 | 0.413 | 4 |
| Cl2-BZ#15 | 34.0 | | ug/kg | 0.825 | 0.413 | 4 |
| Cl3-BZ#34 | 1.80 | | ug/kg | 0.825 | 0.413 | 4 |
| Cl3-BZ#23 | ND | | ug/kg | 0.825 | 0.413 | 4 |
| Cl4-BZ#54 | ND | | ug/kg | 0.825 | 0.413 | 4 |
| Cl3-BZ#29-Cal | ND | | ug/kg | 0.825 | 0.413 | 4 |
| Cl4-BZ#50-Cal | ND | | ug/kg | 0.825 | 0.413 | 4 |
| Cl3-BZ#26 | 118 | | ug/kg | 0.825 | 0.413 | 4 |

**Project Name:** NEW BEDFORD HARBOR-LTM **Lab Number:** L2042041

**Project Number:** 60597627 **Report Date:** 10/23/20

## SAMPLE RESULTS

Lab ID: L2042041-05 D
Client ID: S-231-20FSP20-01
Sample Location: NEW BEDFORD, MA

Date Collected: 10/01/20 15:18
Date Received: 10/02/20
Field Prep: Not Specified

Sample Depth:

| Parameter | Result | Qualifier | Units | RL | MDL | Dilution Factor |
|---|---|---|---|---|---|---|
| PCB Congeners/Homologs - Mansfield Lab | | | | | | |
| Cl3-BZ#25 | 72.8 | | ug/kg | 0.825 | 0.413 | 4 |
| Cl4-BZ#53 | 21.8 | | ug/kg | 0.825 | 0.413 | 4 |
| Cl3-BZ#-31 | 176 | | ug/kg | 0.825 | 0.413 | 4 |
| Cl3-BZ#28 | 192 | | ug/kg | 0.825 | 0.413 | 4 |
| Cl3-BZ#33 | 22.2 | | ug/kg | 0.825 | 0.413 | 4 |
| Cl4-BZ#51 | 7.69 | | ug/kg | 0.825 | 0.413 | 4 |
| Cl3-BZ#21/#20 | 14.3 | | ug/kg | 1.65 | 0.825 | 4 |
| Cl4-BZ#45 | 10.7 | | ug/kg | 0.825 | 0.413 | 4 |
| Cl3-BZ#22 | 36.7 | | ug/kg | 0.825 | 0.413 | 4 |
| Cl4-BZ#73/#46 | 5.48 | | ug/kg | 1.65 | 0.825 | 4 |
| Cl4-BZ#69 | 0.862 | | ug/kg | 0.825 | 0.413 | 4 |
| Cl4-BZ#43 | 2.24 | | ug/kg | 0.825 | 0.413 | 4 |
| Cl3-BZ#36 | ND | | ug/kg | 0.825 | 0.413 | 4 |
| Cl4-BZ#52 | 226 | | ug/kg | 0.825 | 0.413 | 4 |
| Cl4-BZ#48 | 12.7 | | ug/kg | 0.825 | 0.413 | 4 |
| Cl4-BZ#49 | 236 | | ug/kg | 0.825 | 0.413 | 4 |
| Cl5-BZ#104 | ND | | ug/kg | 0.825 | 0.413 | 4 |
| Cl4-BZ#47 | 85.1 | | ug/kg | 0.825 | 0.413 | 4 |
| Cl4-BZ#65/#75/#62 | 5.63 | | ug/kg | 2.48 | 1.24 | 4 |
| Cl3-BZ#39 | 0.776 | J | ug/kg | 0.825 | 0.413 | 4 |
| Cl3-BZ#38 | ND | | ug/kg | 0.825 | 0.413 | 4 |
| Cl4-BZ#44 | 87.6 | | ug/kg | 0.825 | 0.413 | 4 |
| Cl4-BZ#59 | 16.3 | | ug/kg | 0.825 | 0.413 | 4 |
| Cl4-BZ#42 | 41.8 | | ug/kg | 0.825 | 0.413 | 4 |
| Cl4-BZ#71 | 32.7 | | ug/kg | 0.825 | 0.413 | 4 |
| Cl3-BZ#35 | 3.55 | | ug/kg | 0.825 | 0.413 | 4 |
| Cl4-BZ#41 | 3.84 | | ug/kg | 0.825 | 0.413 | 4 |
| Cl4-BZ#72 | 9.96 | | ug/kg | 0.825 | 0.413 | 4 |
| Cl5-BZ#96 | 1.60 | | ug/kg | 0.825 | 0.413 | 4 |
| Cl5-BZ#103 | 6.27 | | ug/kg | 0.825 | 0.413 | 4 |
| Cl4-BZ#68/#64 | 70.2 | | ug/kg | 1.65 | 0.825 | 4 |
| Cl4-BZ#40 | 14.5 | | ug/kg | 0.825 | 0.413 | 4 |
| Cl3-BZ#37 | 33.8 | | ug/kg | 0.825 | 0.413 | 4 |
| Cl5-BZ#100 | 4.79 | | ug/kg | 0.825 | 0.413 | 4 |
| Cl5-BZ#94 | 1.39 | | ug/kg | 0.825 | 0.413 | 4 |
| Cl4-BZ#57 | 4.94 | | ug/kg | 0.825 | 0.413 | 4 |
| Cl4-BZ#67/#58 | 20.9 | | ug/kg | 1.65 | 0.825 | 4 |

**Project Name:** NEW BEDFORD HARBOR-LTM **Lab Number:** L2042041

**Project Number:** 60597627 **Report Date:** 10/23/20

## SAMPLE RESULTS

Lab ID: L2042041-05 D
Client ID: S-231-20FSP20-01
Sample Location: NEW BEDFORD, MA

Date Collected: 10/01/20 15:18
Date Received: 10/02/20
Field Prep: Not Specified

Sample Depth:

| Parameter | Result | Qualifier | Units | RL | MDL | Dilution Factor |
|---|---|---|---|---|---|---|
| PCB Congeners/Homologs - Mansfield Lab | | | | | | |
| Cl5-BZ#102 | 8.88 | | ug/kg | 0.825 | 0.413 | 4 |
| Cl4-BZ#61 | ND | | ug/kg | 0.825 | 0.413 | 4 |
| Cl5-BZ#98 | 1.86 | | ug/kg | 0.825 | 0.413 | 4 |
| Cl4-BZ#76 | ND | | ug/kg | 0.825 | 0.413 | 4 |
| Cl5-BZ#93 | 0.774 | J | ug/kg | 0.825 | 0.413 | 4 |
| Cl4-BZ#63 | 8.74 | | ug/kg | 0.825 | 0.413 | 4 |
| Cl5-BZ#121/#95/#88 | 116 | | ug/kg | 2.48 | 1.24 | 4 |
| Cl4-BZ#74 | 74.8 | | ug/kg | 0.825 | 0.413 | 4 |
| Cl6-BZ#155 | ND | | ug/kg | 0.825 | 0.413 | 4 |
| Cl4-BZ#70 | 110 | | ug/kg | 0.825 | 0.413 | 4 |
| Cl5-BZ#91 | 60.2 | | ug/kg | 0.825 | 0.413 | 4 |
| Cl4-BZ#66 | 130 | | ug/kg | 0.825 | 0.413 | 4 |
| Cl4-BZ#80 | ND | | ug/kg | 0.825 | 0.413 | 4 |
| Cl4-BZ#55 | 7.01 | | ug/kg | 0.825 | 0.413 | 4 |
| Cl5-BZ#92 | 52.5 | | ug/kg | 0.825 | 0.413 | 4 |
| Cl5-BZ#89/#84 | 44.4 | | ug/kg | 1.65 | 0.825 | 4 |
| Cl5-BZ#101/#90 | 249 | | ug/kg | 1.65 | 0.825 | 4 |
| Cl4-BZ#56 | 45.8 | | ug/kg | 0.825 | 0.413 | 4 |
| Cl5-BZ#113 | 2.36 | | ug/kg | 0.825 | 0.413 | 4 |
| Cl5-BZ#99 | 176 | | ug/kg | 0.825 | 0.413 | 4 |
| Cl6-BZ#150 | 1.32 | | ug/kg | 0.825 | 0.413 | 4 |
| Cl4-BZ#60 | 26.3 | | ug/kg | 0.825 | 0.413 | 4 |
| Cl6-BZ#152 | ND | | ug/kg | 0.825 | 0.413 | 4 |
| Cl5-BZ#119 | 16.9 | | ug/kg | 0.825 | 0.413 | 4 |
| Cl5-BZ#83/#125/#112 | 12.8 | | ug/kg | 2.48 | 1.24 | 4 |
| Cl5-BZ#86/#109 | ND | | ug/kg | 1.65 | 0.825 | 4 |
| Cl6-BZ#145 | ND | | ug/kg | 0.825 | 0.413 | 4 |
| Cl5-BZ#97 | 86.0 | | ug/kg | 0.825 | 0.413 | 4 |
| Cl6-BZ#148 | 0.698 | J | ug/kg | 0.825 | 0.413 | 4 |
| Cl4-BZ#79 | ND | | ug/kg | 0.825 | 0.413 | 4 |
| Cl5-BZ#116 | ND | | ug/kg | 0.825 | 0.413 | 4 |
| Cl6-BZ#154-Cal | 8.43 | | ug/kg | 0.825 | 0.413 | 4 |
| Cl4-BZ#78 | ND | | ug/kg | 0.825 | 0.413 | 4 |
| Cl5-BZ#87/#111 | 50.5 | | ug/kg | 1.65 | 0.825 | 4 |
| Cl6-BZ#136 | 21.5 | | ug/kg | 0.825 | 0.413 | 4 |
| Cl5-BZ#117 | 10.1 | | ug/kg | 0.825 | 0.413 | 4 |
| Cl5-BZ#115 | 4.02 | | ug/kg | 0.825 | 0.413 | 4 |

**Project Name:** NEW BEDFORD HARBOR-LTM **Lab Number:** L2042041

**Project Number:** 60597627 **Report Date:** 10/23/20

## SAMPLE RESULTS

Lab ID: L2042041-05 D Date Collected: 10/01/20 15:18

Client ID: S-231-20FSP20-01 Date Received: 10/02/20

Sample Location: NEW BEDFORD, MA Field Prep: Not Specified

Sample Depth:

| Parameter | Result | Qualifier | Units | RL | MDL | Dilution Factor |
|---|---|---|---|---|---|---|
| PCB Congeners/Homologs - Mansfield Lab | | | | | | |
| Cl5-BZ#85 | 35.8 | | ug/kg | 0.825 | 0.413 | 4 |
| Cl5-BZ#120 | 2.39 | | ug/kg | 0.825 | 0.413 | 4 |
| Cl5-BZ#110 | 291 | | ug/kg | 0.825 | 0.413 | 4 |
| Cl4-BZ#81 | ND | | ug/kg | 0.825 | 0.413 | 4 |
| Cl6-BZ#151 | 26.1 | | ug/kg | 0.825 | 0.413 | 4 |
| Cl6-BZ#135 | 24.4 | | ug/kg | 0.825 | 0.413 | 4 |
| Cl5-BZ#82 | 15.3 | | ug/kg | 0.825 | 0.413 | 4 |
| Cl6-BZ#144 | 5.42 | | ug/kg | 0.825 | 0.413 | 4 |
| Cl6-BZ#147/#149 | 187 | | ug/kg | 1.65 | 0.825 | 4 |
| Cl4-BZ#77 | 18.4 | | ug/kg | 0.825 | 0.413 | 4 |
| Cl6-BZ#143/#139 | 4.79 | | ug/kg | 1.65 | 0.825 | 4 |
| Cl5-BZ#124 | 7.14 | | ug/kg | 0.825 | 0.413 | 4 |
| Cl6-BZ#140 | 1.39 | | ug/kg | 0.825 | 0.413 | 4 |
| Cl5-BZ#108 | ND | | ug/kg | 0.825 | 0.413 | 4 |
| Cl5-BZ#107/#123 | 24.9 | | ug/kg | 1.65 | 0.825 | 4 |
| Cl7-BZ#188-Cal/RTW | ND | | ug/kg | 0.825 | 0.413 | 4 |
| Cl6-BZ#134 | 11.7 | | ug/kg | 0.825 | 0.413 | 4 |
| Cl5-BZ#106 | ND | | ug/kg | 0.825 | 0.413 | 4 |
| Cl6-BZ#133 | 4.30 | | ug/kg | 0.825 | 0.413 | 4 |
| Cl6-BZ#142 | ND | | ug/kg | 0.825 | 0.413 | 4 |
| Cl5-BZ#118 | 260 | | ug/kg | 0.825 | 0.413 | 4 |
| Cl6-BZ#131 | 3.42 | | ug/kg | 0.825 | 0.413 | 4 |
| Cl7-BZ#184 | ND | | ug/kg | 0.825 | 0.413 | 4 |
| Cl6-BZ#165 | ND | | ug/kg | 0.825 | 0.413 | 4 |
| Cl6-BZ#146 | 38.6 | | ug/kg | 0.825 | 0.413 | 4 |
| Cl6-BZ#161 | ND | | ug/kg | 0.825 | 0.413 | 4 |
| Cl5-BZ#122 | 2.55 | | ug/kg | 0.825 | 0.413 | 4 |
| Cl6-BZ#168 | ND | | ug/kg | 0.825 | 0.413 | 4 |
| Cl5-BZ#114 | 7.63 | | ug/kg | 0.825 | 0.413 | 4 |
| Cl6-BZ#153 | 213 | | ug/kg | 0.825 | 0.413 | 4 |
| Cl6-BZ#132 | 58.5 | | ug/kg | 0.825 | 0.413 | 4 |
| Cl7-BZ#179 | 7.72 | | ug/kg | 0.825 | 0.413 | 4 |
| Cl6-BZ#141 | 18.8 | | ug/kg | 0.825 | 0.413 | 4 |
| Cl7-BZ#176 | 2.99 | | ug/kg | 0.825 | 0.413 | 4 |
| Cl5-BZ#105 | 67.2 | | ug/kg | 0.825 | 0.413 | 4 |
| Cl6-BZ#137 | 13.4 | | ug/kg | 0.825 | 0.413 | 4 |
| Cl5-BZ#127 | ND | | ug/kg | 0.825 | 0.413 | 4 |

**Project Name:** NEW BEDFORD HARBOR-LTM **Lab Number:** L2042041

**Project Number:** 60597627 **Report Date:** 10/23/20

## SAMPLE RESULTS

Lab ID: L2042041-05 D Date Collected: 10/01/20 15:18

Client ID: S-231-20FSP20-01 Date Received: 10/02/20

Sample Location: NEW BEDFORD, MA Field Prep: Not Specified

Sample Depth:

| Parameter | Result | Qualifier | Units | RL | MDL | Dilution Factor |
|---|---|---|---|---|---|---|
| PCB Congeners/Homologs - Mansfield Lab | | | | | | |
| Cl7-BZ#186 | ND | | ug/kg | 0.825 | 0.413 | 4 |
| Cl6-BZ#130/#164 | 34.2 | | ug/kg | 1.65 | 0.825 | 4 |
| Cl7-BZ#178 | 5.61 | | ug/kg | 0.825 | 0.413 | 4 |
| Cl6-BZ#138 | 146 | | ug/kg | 0.825 | 0.413 | 4 |
| Cl6-BZ#163/#160 | 56.1 | | ug/kg | 1.65 | 0.825 | 4 |
| Cl6-BZ#129/#158 | 37.8 | | ug/kg | 1.65 | 0.825 | 4 |
| Cl7-BZ#182/#175 | 1.62 | J | ug/kg | 1.65 | 0.825 | 4 |
| Cl7-BZ#187 | 28.6 | | ug/kg | 0.825 | 0.413 | 4 |
| Cl7-BZ#183 | 13.1 | | ug/kg | 0.825 | 0.413 | 4 |
| Cl6-BZ#166 | 1.70 | | ug/kg | 0.825 | 0.413 | 4 |
| Cl6-BZ#159 | ND | | ug/kg | 0.825 | 0.413 | 4 |
| Cl5-BZ#126 | 1.83 | | ug/kg | 0.825 | 0.413 | 4 |
| Cl7-BZ#185 | 1.77 | | ug/kg | 0.825 | 0.413 | 4 |
| Cl6-BZ#162 | 1.38 | | ug/kg | 0.825 | 0.413 | 4 |
| Cl7-BZ#174 | 13.2 | | ug/kg | 0.825 | 0.413 | 4 |
| Cl6-BZ#128 | 46.3 | | ug/kg | 0.825 | 0.413 | 4 |
| Cl8-BZ#202 | 1.98 | | ug/kg | 0.825 | 0.413 | 4 |
| Cl6-BZ#167 | 12.4 | | ug/kg | 0.825 | 0.413 | 4 |
| Cl7-BZ#181 | 1.02 | | ug/kg | 0.825 | 0.413 | 4 |
| Cl7-BZ#177 | 11.6 | | ug/kg | 0.825 | 0.413 | 4 |
| Cl8-BZ#204/#200-CAL | 1.73 | | ug/kg | 1.65 | 0.825 | 4 |
| Cl7-BZ#171 | 7.95 | | ug/kg | 0.825 | 0.413 | 4 |
| Cl7-BZ#173 | 0.987 | | ug/kg | 0.825 | 0.413 | 4 |
| Cl8-BZ#197 | ND | | ug/kg | 0.825 | 0.413 | 4 |
| Cl7-BZ#172 | 4.69 | | ug/kg | 0.825 | 0.413 | 4 |
| Cl7-BZ#192 | ND | | ug/kg | 0.825 | 0.413 | 4 |
| Cl6-BZ#156 | 27.5 | | ug/kg | 0.825 | 0.413 | 4 |
| Cl6-BZ#157 | 7.60 | | ug/kg | 0.825 | 0.413 | 4 |
| Cl7-BZ#180 | 34.1 | | ug/kg | 0.825 | 0.413 | 4 |
| Cl7-BZ#193 | 2.92 | | ug/kg | 0.825 | 0.413 | 4 |
| Cl8-BZ#199 | 0.820 | J | ug/kg | 0.825 | 0.413 | 4 |
| Cl7-BZ#191 | 1.57 | | ug/kg | 0.825 | 0.413 | 4 |
| Cl8-BZ#198 | ND | | ug/kg | 0.825 | 0.413 | 4 |
| Cl8-BZ#201 | 7.08 | | ug/kg | 0.825 | 0.413 | 4 |
| Cl7-BZ#170 | 26.9 | | ug/kg | 0.825 | 0.413 | 4 |
| Cl7-BZ#190 | 4.73 | | ug/kg | 0.825 | 0.413 | 4 |
| Cl8-BZ#196 | 3.58 | | ug/kg | 0.825 | 0.413 | 4 |

**Project Name:** NEW BEDFORD HARBOR-LTM **Lab Number:** L2042041

**Project Number:** 60597627 **Report Date:** 10/23/20

## SAMPLE RESULTS

Lab ID: L2042041-05 D
Client ID: S-231-20FSP20-01
Sample Location: NEW BEDFORD, MA

Date Collected: 10/01/20 15:18
Date Received: 10/02/20
Field Prep: Not Specified

Sample Depth:

| Parameter | Result | Qualifier | Units | RL | MDL | Dilution Factor |
|---|---|---|---|---|---|---|
| PCB Congeners/Homologs - Mansfield Lab | | | | | | |
| Cl8-BZ#203 | 4.52 | | ug/kg | 0.825 | 0.413 | 4 |
| Cl6-BZ#169 | ND | | ug/kg | 0.825 | 0.413 | 4 |
| Cl9-BZ#208 | 1.69 | | ug/kg | 0.825 | 0.413 | 4 |
| Cl9-BZ#207 | 0.778 | J | ug/kg | 0.825 | 0.413 | 4 |
| Cl7-BZ#189 | 2.82 | | ug/kg | 0.825 | 0.413 | 4 |
| Cl8-BZ#195 | 3.03 | | ug/kg | 0.825 | 0.413 | 4 |
| Cl8-BZ#194 | 9.10 | | ug/kg | 0.825 | 0.413 | 4 |
| Cl8-BZ#205 | ND | | ug/kg | 0.825 | 0.413 | 4 |
| Cl9-BZ#206-Cal/RTW | 4.18 | | ug/kg | 0.825 | 0.413 | 4 |
| Cl10-BZ#209-Cal/RTW | 2.15 | | ug/kg | 0.825 | 0.413 | 4 |
| Monochlorobiphenyls | 2.55 | | ug/kg | 0.825 | 0.413 | 4 |
| Dichlorobiphenyls | 112 | | ug/kg | 0.825 | 0.413 | 4 |
| Trichlorobiphenyls | 790 | | ug/kg | 0.825 | 0.413 | 4 |
| Tetrachlorobiphenyls | 1340 | | ug/kg | 0.825 | 0.413 | 4 |
| Pentachlorobiphenyls | 1620 | | ug/kg | 0.825 | 0.413 | 4 |
| Hexachlorobiphenyls | 1010 | | ug/kg | 0.825 | 0.413 | 4 |
| Heptachlorobiphenyls | 174 | | ug/kg | 0.825 | 0.413 | 4 |
| Octachlorobiphenyls | 31.8 | | ug/kg | 0.825 | 0.413 | 4 |
| Nonachlorobiphenyls | 6.65 | | ug/kg | 0.825 | 0.413 | 4 |
| Decachlorobiphenyl | 2.15 | | ug/kg | 0.825 | 0.413 | 4 |
| Total PCB | 5090 | | ug/kg | 0.825 | NA | 4 |

| Surrogate | % Recovery | Qualifier | Acceptance Criteria |
|---|---|---|---|
| Cl3-BZ#19-C13 (surr) | 72 | | 50-125 |
| Cl8-BZ#202-C13 (surr) | 80 | | 50-125 |

**Project Name:** NEW BEDFORD HARBOR-LTM **Lab Number:** L2042041

**Project Number:** 60597627 **Report Date:** 10/23/20

## SAMPLE RESULTS

Lab ID: L2042041-06 D
Client ID: S-235-20FSP20-01
Sample Location: NEW BEDFORD, MA

Date Collected: 10/01/20 12:47
Date Received: 10/02/20
Field Prep: Not Specified

Sample Depth:
Matrix: Sediment
Analytical Method: 105,8270D-SIM/680(M)
Analytical Date: 10/21/20 22:22
Analyst: MJS
Percent Solids: 96%

Extraction Method: EPA 3570
Extraction Date: 10/15/20 09:20
Cleanup Method: EPA 3630
Cleanup Date: 10/16/20

| Parameter | Result | Qualifier | Units | RL | MDL | Dilution Factor |
|---|---|---|---|---|---|---|
| PCB Congeners/Homologs - Mansfield Lab | | | | | | |
| Cl1-BZ#1-Cal/RTW | 1.03 | | ug/kg | 0.771 | 0.385 | 4 |
| Cl1-BZ#2 | ND | | ug/kg | 0.771 | 0.385 | 4 |
| Cl1-BZ#3 | 1.33 | | ug/kg | 0.771 | 0.385 | 4 |
| Cl2-BZ#4/#10 | 4.19 | | ug/kg | 1.54 | 0.771 | 4 |
| Cl2-BZ#9 | 1.48 | | ug/kg | 0.771 | 0.385 | 4 |
| Cl2-BZ#7 | 1.06 | | ug/kg | 0.771 | 0.385 | 4 |
| Cl2-BZ#6 | 15.7 | | ug/kg | 0.771 | 0.385 | 4 |
| Cl2-BZ#5 | ND | | ug/kg | 0.771 | 0.385 | 4 |
| Cl2-BZ#8 | 22.8 | | ug/kg | 0.771 | 0.385 | 4 |
| Cl3-BZ#19 | 2.93 | | ug/kg | 0.771 | 0.385 | 4 |
| Cl2-BZ#14 | ND | | ug/kg | 0.771 | 0.385 | 4 |
| Cl3-BZ#30 | ND | | ug/kg | 0.771 | 0.385 | 4 |
| Cl3-BZ#18 | 48.2 | | ug/kg | 0.771 | 0.385 | 4 |
| Cl2-BZ#11 | 5.70 | | ug/kg | 0.771 | 0.385 | 4 |
| Cl3-BZ#17 | 26.4 | | ug/kg | 0.771 | 0.385 | 4 |
| Cl2-BZ#12 | ND | | ug/kg | 0.771 | 0.385 | 4 |
| Cl3-BZ#27 | 7.81 | | ug/kg | 0.771 | 0.385 | 4 |
| Cl2-BZ#13 | 15.9 | | ug/kg | 1.54 | 0.771 | 4 |
| Cl3-BZ#24 | ND | | ug/kg | 0.771 | 0.385 | 4 |
| Cl3-BZ#16 | 9.41 | | ug/kg | 0.771 | 0.385 | 4 |
| Cl3-BZ#32 | 17.6 | | ug/kg | 0.771 | 0.385 | 4 |
| Cl2-BZ#15 | 27.9 | | ug/kg | 0.771 | 0.385 | 4 |
| Cl3-BZ#34 | 1.74 | | ug/kg | 0.771 | 0.385 | 4 |
| Cl3-BZ#23 | ND | | ug/kg | 0.771 | 0.385 | 4 |
| Cl4-BZ#54 | ND | | ug/kg | 0.771 | 0.385 | 4 |
| Cl3-BZ#29-Cal | ND | | ug/kg | 0.771 | 0.385 | 4 |
| Cl4-BZ#50-Cal | ND | | ug/kg | 0.771 | 0.385 | 4 |
| Cl3-BZ#26 | 96.6 | | ug/kg | 0.771 | 0.385 | 4 |

**Project Name:** NEW BEDFORD HARBOR-LTM **Lab Number:** L2042041

**Project Number:** 60597627 **Report Date:** 10/23/20

## SAMPLE RESULTS

Lab ID: L2042041-06 D Date Collected: 10/01/20 12:47

Client ID: S-235-20FSP20-01 Date Received: 10/02/20

Sample Location: NEW BEDFORD, MA Field Prep: Not Specified

Sample Depth:

| Parameter | Result | Qualifier | Units | RL | MDL | Dilution Factor |
|---|---|---|---|---|---|---|
| PCB Congeners/Homologs - Mansfield Lab | | | | | | |
| Cl3-BZ#25 | 57.7 | | ug/kg | 0.771 | 0.385 | 4 |
| Cl4-BZ#53 | 18.0 | | ug/kg | 0.771 | 0.385 | 4 |
| Cl3-BZ#-31 | 149 | | ug/kg | 0.771 | 0.385 | 4 |
| Cl3-BZ#28 | 155 | | ug/kg | 0.771 | 0.385 | 4 |
| Cl3-BZ#33 | 20.3 | | ug/kg | 0.771 | 0.385 | 4 |
| Cl4-BZ#51 | 6.38 | | ug/kg | 0.771 | 0.385 | 4 |
| Cl3-BZ#21/#20 | 11.2 | | ug/kg | 1.54 | 0.771 | 4 |
| Cl4-BZ#45 | 9.81 | | ug/kg | 0.771 | 0.385 | 4 |
| Cl3-BZ#22 | 32.3 | | ug/kg | 0.771 | 0.385 | 4 |
| Cl4-BZ#73/#46 | 4.92 | | ug/kg | 1.54 | 0.771 | 4 |
| Cl4-BZ#69 | 0.872 | | ug/kg | 0.771 | 0.385 | 4 |
| Cl4-BZ#43 | 2.49 | | ug/kg | 0.771 | 0.385 | 4 |
| Cl3-BZ#36 | ND | | ug/kg | 0.771 | 0.385 | 4 |
| Cl4-BZ#52 | 186 | | ug/kg | 0.771 | 0.385 | 4 |
| Cl4-BZ#48 | 12.8 | | ug/kg | 0.771 | 0.385 | 4 |
| Cl4-BZ#49 | 188 | | ug/kg | 0.771 | 0.385 | 4 |
| Cl5-BZ#104 | ND | | ug/kg | 0.771 | 0.385 | 4 |
| Cl4-BZ#47 | 64.9 | | ug/kg | 0.771 | 0.385 | 4 |
| Cl4-BZ#65/#75/#62 | 4.13 | | ug/kg | 2.31 | 1.16 | 4 |
| Cl3-BZ#39 | ND | | ug/kg | 0.771 | 0.385 | 4 |
| Cl3-BZ#38 | ND | | ug/kg | 0.771 | 0.385 | 4 |
| Cl4-BZ#44 | 75.7 | | ug/kg | 0.771 | 0.385 | 4 |
| Cl4-BZ#59 | 13.4 | | ug/kg | 0.771 | 0.385 | 4 |
| Cl4-BZ#42 | 35.0 | | ug/kg | 0.771 | 0.385 | 4 |
| Cl4-BZ#71 | 28.3 | | ug/kg | 0.771 | 0.385 | 4 |
| Cl3-BZ#35 | 3.20 | | ug/kg | 0.771 | 0.385 | 4 |
| Cl4-BZ#41 | 3.40 | | ug/kg | 0.771 | 0.385 | 4 |
| Cl4-BZ#72 | 7.20 | | ug/kg | 0.771 | 0.385 | 4 |
| Cl5-BZ#96 | 1.12 | | ug/kg | 0.771 | 0.385 | 4 |
| Cl5-BZ#103 | 4.43 | | ug/kg | 0.771 | 0.385 | 4 |
| Cl4-BZ#68/#64 | 57.3 | | ug/kg | 1.54 | 0.771 | 4 |
| Cl4-BZ#40 | 12.3 | | ug/kg | 0.771 | 0.385 | 4 |
| Cl3-BZ#37 | 27.2 | | ug/kg | 0.771 | 0.385 | 4 |
| Cl5-BZ#100 | 3.37 | | ug/kg | 0.771 | 0.385 | 4 |
| Cl5-BZ#94 | 1.14 | | ug/kg | 0.771 | 0.385 | 4 |
| Cl4-BZ#57 | 3.44 | | ug/kg | 0.771 | 0.385 | 4 |
| Cl4-BZ#67/#58 | 15.8 | | ug/kg | 1.54 | 0.771 | 4 |

**Project Name:** NEW BEDFORD HARBOR-LTM **Lab Number:** L2042041

**Project Number:** 60597627 **Report Date:** 10/23/20

## SAMPLE RESULTS

Lab ID: L2042041-06 D
Client ID: S-235-20FSP20-01
Sample Location: NEW BEDFORD, MA

Date Collected: 10/01/20 12:47
Date Received: 10/02/20
Field Prep: Not Specified

Sample Depth:

| Parameter | Result | Qualifier | Units | RL | MDL | Dilution Factor |
|---|---|---|---|---|---|---|
| PCB Congeners/Homologs - Mansfield Lab | | | | | | |
| Cl5-BZ#102 | 7.20 | | ug/kg | 0.771 | 0.385 | 4 |
| Cl4-BZ#61 | ND | | ug/kg | 0.771 | 0.385 | 4 |
| Cl5-BZ#98 | 1.52 | | ug/kg | 0.771 | 0.385 | 4 |
| Cl4-BZ#76 | ND | | ug/kg | 0.771 | 0.385 | 4 |
| Cl5-BZ#93 | 0.700 | J | ug/kg | 0.771 | 0.385 | 4 |
| Cl4-BZ#63 | 7.37 | | ug/kg | 0.771 | 0.385 | 4 |
| Cl5-BZ#121/#95/#88 | 96.5 | | ug/kg | 2.31 | 1.16 | 4 |
| Cl4-BZ#74 | 60.8 | | ug/kg | 0.771 | 0.385 | 4 |
| Cl6-BZ#155 | ND | | ug/kg | 0.771 | 0.385 | 4 |
| Cl4-BZ#70 | 93.7 | | ug/kg | 0.771 | 0.385 | 4 |
| Cl5-BZ#91 | 47.4 | | ug/kg | 0.771 | 0.385 | 4 |
| Cl4-BZ#66 | 105 | | ug/kg | 0.771 | 0.385 | 4 |
| Cl4-BZ#80 | ND | | ug/kg | 0.771 | 0.385 | 4 |
| Cl4-BZ#55 | ND | | ug/kg | 0.771 | 0.385 | 4 |
| Cl5-BZ#92 | 41.1 | | ug/kg | 0.771 | 0.385 | 4 |
| Cl5-BZ#89/#84 | 37.2 | | ug/kg | 1.54 | 0.771 | 4 |
| Cl5-BZ#101/#90 | 198 | | ug/kg | 1.54 | 0.771 | 4 |
| Cl4-BZ#56 | 38.2 | | ug/kg | 0.771 | 0.385 | 4 |
| Cl5-BZ#113 | 2.85 | | ug/kg | 0.771 | 0.385 | 4 |
| Cl5-BZ#99 | 135 | | ug/kg | 0.771 | 0.385 | 4 |
| Cl6-BZ#150 | 1.13 | | ug/kg | 0.771 | 0.385 | 4 |
| Cl4-BZ#60 | 22.7 | | ug/kg | 0.771 | 0.385 | 4 |
| Cl6-BZ#152 | ND | | ug/kg | 0.771 | 0.385 | 4 |
| Cl5-BZ#119 | 12.6 | | ug/kg | 0.771 | 0.385 | 4 |
| Cl5-BZ#83/#125/#112 | 9.80 | | ug/kg | 2.31 | 1.16 | 4 |
| Cl5-BZ#86/#109 | ND | | ug/kg | 1.54 | 0.771 | 4 |
| Cl6-BZ#145 | ND | | ug/kg | 0.771 | 0.385 | 4 |
| Cl5-BZ#97 | 69.9 | | ug/kg | 0.771 | 0.385 | 4 |
| Cl6-BZ#148 | 0.610 | J | ug/kg | 0.771 | 0.385 | 4 |
| Cl4-BZ#79 | 0.979 | | ug/kg | 0.771 | 0.385 | 4 |
| Cl5-BZ#116 | ND | | ug/kg | 0.771 | 0.385 | 4 |
| Cl6-BZ#154-Cal | 5.98 | | ug/kg | 0.771 | 0.385 | 4 |
| Cl4-BZ#78 | ND | | ug/kg | 0.771 | 0.385 | 4 |
| Cl5-BZ#87/#111 | 43.4 | | ug/kg | 1.54 | 0.771 | 4 |
| Cl6-BZ#136 | 17.2 | | ug/kg | 0.771 | 0.385 | 4 |
| Cl5-BZ#117 | 7.59 | | ug/kg | 0.771 | 0.385 | 4 |
| Cl5-BZ#115 | 3.62 | | ug/kg | 0.771 | 0.385 | 4 |

**Project Name:** NEW BEDFORD HARBOR-LTM **Lab Number:** L2042041

**Project Number:** 60597627 **Report Date:** 10/23/20

## SAMPLE RESULTS

Lab ID: L2042041-06 D Date Collected: 10/01/20 12:47

Client ID: S-235-20FSP20-01 Date Received: 10/02/20

Sample Location: NEW BEDFORD, MA Field Prep: Not Specified

Sample Depth:

| Parameter | Result | Qualifier | Units | RL | MDL | Dilution Factor |
|---|---|---|---|---|---|---|
| PCB Congeners/Homologs - Mansfield Lab | | | | | | |
| Cl5-BZ#85 | 30.4 | | ug/kg | 0.771 | 0.385 | 4 |
| Cl5-BZ#120 | 2.08 | | ug/kg | 0.771 | 0.385 | 4 |
| Cl5-BZ#110 | 231 | | ug/kg | 0.771 | 0.385 | 4 |
| Cl4-BZ#81 | ND | | ug/kg | 0.771 | 0.385 | 4 |
| Cl6-BZ#151 | 20.4 | | ug/kg | 0.771 | 0.385 | 4 |
| Cl6-BZ#135 | 19.1 | | ug/kg | 0.771 | 0.385 | 4 |
| Cl5-BZ#82 | 13.2 | | ug/kg | 0.771 | 0.385 | 4 |
| Cl6-BZ#144 | 4.33 | | ug/kg | 0.771 | 0.385 | 4 |
| Cl6-BZ#147/#149 | 141 | | ug/kg | 1.54 | 0.771 | 4 |
| Cl4-BZ#77 | 13.7 | | ug/kg | 0.771 | 0.385 | 4 |
| Cl6-BZ#143/#139 | 3.65 | | ug/kg | 1.54 | 0.771 | 4 |
| Cl5-BZ#124 | 5.69 | | ug/kg | 0.771 | 0.385 | 4 |
| Cl6-BZ#140 | 1.56 | | ug/kg | 0.771 | 0.385 | 4 |
| Cl5-BZ#108 | ND | | ug/kg | 0.771 | 0.385 | 4 |
| Cl5-BZ#107/#123 | 19.7 | | ug/kg | 1.54 | 0.771 | 4 |
| Cl7-BZ#188-Cal/RTW | ND | | ug/kg | 0.771 | 0.385 | 4 |
| Cl6-BZ#134 | 9.12 | | ug/kg | 0.771 | 0.385 | 4 |
| Cl5-BZ#106 | ND | | ug/kg | 0.771 | 0.385 | 4 |
| Cl6-BZ#133 | 3.03 | | ug/kg | 0.771 | 0.385 | 4 |
| Cl6-BZ#142 | ND | | ug/kg | 0.771 | 0.385 | 4 |
| Cl5-BZ#118 | 204 | | ug/kg | 0.771 | 0.385 | 4 |
| Cl6-BZ#131 | 2.72 | | ug/kg | 0.771 | 0.385 | 4 |
| Cl7-BZ#184 | ND | | ug/kg | 0.771 | 0.385 | 4 |
| Cl6-BZ#165 | ND | | ug/kg | 0.771 | 0.385 | 4 |
| Cl6-BZ#146 | 28.2 | | ug/kg | 0.771 | 0.385 | 4 |
| Cl6-BZ#161 | ND | | ug/kg | 0.771 | 0.385 | 4 |
| Cl5-BZ#122 | 2.12 | | ug/kg | 0.771 | 0.385 | 4 |
| Cl6-BZ#168 | ND | | ug/kg | 0.771 | 0.385 | 4 |
| Cl5-BZ#114 | 6.40 | | ug/kg | 0.771 | 0.385 | 4 |
| Cl6-BZ#153 | 162 | | ug/kg | 0.771 | 0.385 | 4 |
| Cl6-BZ#132 | 48.4 | | ug/kg | 0.771 | 0.385 | 4 |
| Cl7-BZ#179 | 5.53 | | ug/kg | 0.771 | 0.385 | 4 |
| Cl6-BZ#141 | 15.6 | | ug/kg | 0.771 | 0.385 | 4 |
| Cl7-BZ#176 | 2.07 | | ug/kg | 0.771 | 0.385 | 4 |
| Cl5-BZ#105 | 56.1 | | ug/kg | 0.771 | 0.385 | 4 |
| Cl6-BZ#137 | 10.5 | | ug/kg | 0.771 | 0.385 | 4 |
| Cl5-BZ#127 | ND | | ug/kg | 0.771 | 0.385 | 4 |

**Project Name:** NEW BEDFORD HARBOR-LTM **Lab Number:** L2042041

**Project Number:** 60597627 **Report Date:** 10/23/20

## SAMPLE RESULTS

Lab ID: L2042041-06 D Date Collected: 10/01/20 12:47

Client ID: S-235-20FSP20-01 Date Received: 10/02/20

Sample Location: NEW BEDFORD, MA Field Prep: Not Specified

Sample Depth:

| Parameter | Result | Qualifier | Units | RL | MDL | Dilution Factor |
|---|---|---|---|---|---|---|
| PCB Congeners/Homologs - Mansfield Lab | | | | | | |
| Cl7-BZ#186 | ND | | ug/kg | 0.771 | 0.385 | 4 |
| Cl6-BZ#130/#164 | 27.0 | | ug/kg | 1.54 | 0.771 | 4 |
| Cl7-BZ#178 | 4.26 | | ug/kg | 0.771 | 0.385 | 4 |
| Cl6-BZ#138 | 116 | | ug/kg | 0.771 | 0.385 | 4 |
| Cl6-BZ#163/#160 | 42.9 | | ug/kg | 1.54 | 0.771 | 4 |
| Cl6-BZ#129/#158 | 29.6 | | ug/kg | 1.54 | 0.771 | 4 |
| Cl7-BZ#182/#175 | 1.09 | J | ug/kg | 1.54 | 0.771 | 4 |
| Cl7-BZ#187 | 21.1 | | ug/kg | 0.771 | 0.385 | 4 |
| Cl7-BZ#183 | 10.6 | | ug/kg | 0.771 | 0.385 | 4 |
| Cl6-BZ#166 | 0.971 | | ug/kg | 0.771 | 0.385 | 4 |
| Cl6-BZ#159 | ND | | ug/kg | 0.771 | 0.385 | 4 |
| Cl5-BZ#126 | ND | | ug/kg | 0.771 | 0.385 | 4 |
| Cl7-BZ#185 | 1.48 | | ug/kg | 0.771 | 0.385 | 4 |
| Cl6-BZ#162 | 1.03 | | ug/kg | 0.771 | 0.385 | 4 |
| Cl7-BZ#174 | 10.9 | | ug/kg | 0.771 | 0.385 | 4 |
| Cl6-BZ#128 | 37.8 | | ug/kg | 0.771 | 0.385 | 4 |
| Cl8-BZ#202 | 1.60 | | ug/kg | 0.771 | 0.385 | 4 |
| Cl6-BZ#167 | 9.12 | | ug/kg | 0.771 | 0.385 | 4 |
| Cl7-BZ#181 | 0.658 | J | ug/kg | 0.771 | 0.385 | 4 |
| Cl7-BZ#177 | 9.45 | | ug/kg | 0.771 | 0.385 | 4 |
| Cl8-BZ#204/#200-CAL | 1.37 | J | ug/kg | 1.54 | 0.771 | 4 |
| Cl7-BZ#171 | 6.04 | | ug/kg | 0.771 | 0.385 | 4 |
| Cl7-BZ#173 | ND | | ug/kg | 0.771 | 0.385 | 4 |
| Cl8-BZ#197 | ND | | ug/kg | 0.771 | 0.385 | 4 |
| Cl7-BZ#172 | 3.44 | | ug/kg | 0.771 | 0.385 | 4 |
| Cl7-BZ#192 | ND | | ug/kg | 0.771 | 0.385 | 4 |
| Cl6-BZ#156 | 20.7 | | ug/kg | 0.771 | 0.385 | 4 |
| Cl6-BZ#157 | 6.02 | | ug/kg | 0.771 | 0.385 | 4 |
| Cl7-BZ#180 | 24.9 | | ug/kg | 0.771 | 0.385 | 4 |
| Cl7-BZ#193 | 1.76 | | ug/kg | 0.771 | 0.385 | 4 |
| Cl8-BZ#199 | ND | | ug/kg | 0.771 | 0.385 | 4 |
| Cl7-BZ#191 | 1.12 | | ug/kg | 0.771 | 0.385 | 4 |
| Cl8-BZ#198 | ND | | ug/kg | 0.771 | 0.385 | 4 |
| Cl8-BZ#201 | 5.33 | | ug/kg | 0.771 | 0.385 | 4 |
| Cl7-BZ#170 | 20.1 | | ug/kg | 0.771 | 0.385 | 4 |
| Cl7-BZ#190 | 3.69 | | ug/kg | 0.771 | 0.385 | 4 |
| Cl8-BZ#196 | 3.51 | | ug/kg | 0.771 | 0.385 | 4 |

**Project Name:** NEW BEDFORD HARBOR-LTM **Lab Number:** L2042041

**Project Number:** 60597627 **Report Date:** 10/23/20

## SAMPLE RESULTS

Lab ID: L2042041-06 D
Client ID: S-235-20FSP20-01
Sample Location: NEW BEDFORD, MA

Date Collected: 10/01/20 12:47
Date Received: 10/02/20
Field Prep: Not Specified

Sample Depth:

| Parameter | Result | Qualifier | Units | RL | MDL | Dilution Factor |
|---|---|---|---|---|---|---|
| PCB Congeners/Homologs - Mansfield Lab | | | | | | |
| Cl8-BZ#203 | 2.73 | | ug/kg | 0.771 | 0.385 | 4 |
| Cl6-BZ#169 | ND | | ug/kg | 0.771 | 0.385 | 4 |
| Cl9-BZ#208 | 1.28 | | ug/kg | 0.771 | 0.385 | 4 |
| Cl9-BZ#207 | ND | | ug/kg | 0.771 | 0.385 | 4 |
| Cl7-BZ#189 | 2.35 | | ug/kg | 0.771 | 0.385 | 4 |
| Cl8-BZ#195 | 2.53 | | ug/kg | 0.771 | 0.385 | 4 |
| Cl8-BZ#194 | 6.51 | | ug/kg | 0.771 | 0.385 | 4 |
| Cl8-BZ#205 | ND | | ug/kg | 0.771 | 0.385 | 4 |
| Cl9-BZ#206-Cal/RTW | 3.33 | | ug/kg | 0.771 | 0.385 | 4 |
| Cl10-BZ#209-Cal/RTW | 1.39 | | ug/kg | 0.771 | 0.385 | 4 |
| Monochlorobiphenyls | 2.36 | | ug/kg | 0.771 | 0.385 | 4 |
| Dichlorobiphenyls | 94.7 | | ug/kg | 0.771 | 0.385 | 4 |
| Trichlorobiphenyls | 667 | | ug/kg | 0.771 | 0.385 | 4 |
| Tetrachlorobiphenyls | 1090 | | ug/kg | 0.771 | 0.385 | 4 |
| Pentachlorobiphenyls | 1300 | | ug/kg | 0.771 | 0.385 | 4 |
| Hexachlorobiphenyls | 786 | | ug/kg | 0.771 | 0.385 | 4 |
| Heptachlorobiphenyls | 131 | | ug/kg | 0.771 | 0.385 | 4 |
| Octachlorobiphenyls | 23.6 | | ug/kg | 0.771 | 0.385 | 4 |
| Nonachlorobiphenyls | 4.61 | | ug/kg | 0.771 | 0.385 | 4 |
| Decachlorobiphenyl | 1.39 | | ug/kg | 0.771 | 0.385 | 4 |
| Total PCB | 4100 | | ug/kg | 0.771 | NA | 4 |

| Surrogate | % Recovery | Qualifier | Acceptance Criteria |
|---|---|---|---|
| Cl3-BZ#19-C13 (surr) | 73 | | 50-125 |
| Cl8-BZ#202-C13 (surr) | 76 | | 50-125 |

**Project Name:** NEW BEDFORD HARBOR-LTM
**Project Number:** 60597627
**Lab Number:** L2042041
**Report Date:** 10/23/20

## SAMPLE RESULTS

Lab ID: L2042041-07 D
Client ID: S-236-20FSP20-01
Sample Location: NEW BEDFORD, MA

Date Collected: 10/01/20 11:45
Date Received: 10/02/20
Field Prep: Not Specified

Sample Depth:
Matrix: Sediment
Analytical Method: 105,8270D-SIM/680(M)
Analytical Date: 10/21/20 23:43
Analyst: MJS
Percent Solids: 97%

Extraction Method: EPA 3570
Extraction Date: 10/15/20 09:20
Cleanup Method: EPA 3630
Cleanup Date: 10/16/20

| Parameter | Result | Qualifier | Units | RL | MDL | Dilution Factor |
|---|---|---|---|---|---|---|
| PCB Congeners/Homologs - Mansfield Lab | | | | | | |
| Cl1-BZ#1-Cal/RTW | 1.25 | | ug/kg | 0.783 | 0.392 | 4 |
| Cl1-BZ#2 | ND | | ug/kg | 0.783 | 0.392 | 4 |
| Cl1-BZ#3 | 1.34 | | ug/kg | 0.783 | 0.392 | 4 |
| Cl2-BZ#4/#10 | 5.18 | | ug/kg | 1.57 | 0.783 | 4 |
| Cl2-BZ#9 | 1.90 | | ug/kg | 0.783 | 0.392 | 4 |
| Cl2-BZ#7 | 1.34 | | ug/kg | 0.783 | 0.392 | 4 |
| Cl2-BZ#6 | 19.1 | | ug/kg | 0.783 | 0.392 | 4 |
| Cl2-BZ#5 | ND | | ug/kg | 0.783 | 0.392 | 4 |
| Cl2-BZ#8 | 28.9 | | ug/kg | 0.783 | 0.392 | 4 |
| Cl3-BZ#19 | 3.03 | | ug/kg | 0.783 | 0.392 | 4 |
| Cl2-BZ#14 | ND | | ug/kg | 0.783 | 0.392 | 4 |
| Cl3-BZ#30 | ND | | ug/kg | 0.783 | 0.392 | 4 |
| Cl3-BZ#18 | 59.1 | | ug/kg | 0.783 | 0.392 | 4 |
| Cl2-BZ#11 | 5.56 | | ug/kg | 0.783 | 0.392 | 4 |
| Cl3-BZ#17 | 31.7 | | ug/kg | 0.783 | 0.392 | 4 |
| Cl2-BZ#12 | ND | | ug/kg | 0.783 | 0.392 | 4 |
| Cl3-BZ#27 | 7.76 | | ug/kg | 0.783 | 0.392 | 4 |
| Cl2-BZ#13 | 14.0 | | ug/kg | 1.57 | 0.783 | 4 |
| Cl3-BZ#24 | 0.918 | | ug/kg | 0.783 | 0.392 | 4 |
| Cl3-BZ#16 | 13.8 | | ug/kg | 0.783 | 0.392 | 4 |
| Cl3-BZ#32 | 19.9 | | ug/kg | 0.783 | 0.392 | 4 |
| Cl2-BZ#15 | 30.9 | | ug/kg | 0.783 | 0.392 | 4 |
| Cl3-BZ#34 | 2.27 | | ug/kg | 0.783 | 0.392 | 4 |
| Cl3-BZ#23 | ND | | ug/kg | 0.783 | 0.392 | 4 |
| Cl4-BZ#54 | ND | | ug/kg | 0.783 | 0.392 | 4 |
| Cl3-BZ#29-Cal | ND | | ug/kg | 0.783 | 0.392 | 4 |
| Cl4-BZ#50-Cal | ND | | ug/kg | 0.783 | 0.392 | 4 |
| Cl3-BZ#26 | 102 | | ug/kg | 0.783 | 0.392 | 4 |

**Project Name:** NEW BEDFORD HARBOR-LTM **Lab Number:** L2042041

**Project Number:** 60597627 **Report Date:** 10/23/20

## SAMPLE RESULTS

Lab ID: L2042041-07 D
Client ID: S-236-20FSP20-01
Sample Location: NEW BEDFORD, MA

Date Collected: 10/01/20 11:45
Date Received: 10/02/20
Field Prep: Not Specified

Sample Depth:

| Parameter | Result | Qualifier | Units | RL | MDL | Dilution Factor |
|---|---|---|---|---|---|---|
| PCB Congeners/Homologs - Mansfield Lab | | | | | | |
| Cl3-BZ#25 | 59.5 | | ug/kg | 0.783 | 0.392 | 4 |
| Cl4-BZ#53 | 18.0 | | ug/kg | 0.783 | 0.392 | 4 |
| Cl3-BZ#-31 | 170 | | ug/kg | 0.783 | 0.392 | 4 |
| Cl3-BZ#28 | 178 | | ug/kg | 0.783 | 0.392 | 4 |
| Cl3-BZ#33 | 32.6 | | ug/kg | 0.783 | 0.392 | 4 |
| Cl4-BZ#51 | 6.25 | | ug/kg | 0.783 | 0.392 | 4 |
| Cl3-BZ#21/#20 | 12.5 | | ug/kg | 1.57 | 0.783 | 4 |
| Cl4-BZ#45 | 13.1 | | ug/kg | 0.783 | 0.392 | 4 |
| Cl3-BZ#22 | 42.0 | | ug/kg | 0.783 | 0.392 | 4 |
| Cl4-BZ#73/#46 | 5.58 | | ug/kg | 1.57 | 0.783 | 4 |
| Cl4-BZ#69 | 0.838 | | ug/kg | 0.783 | 0.392 | 4 |
| Cl4-BZ#43 | 3.55 | | ug/kg | 0.783 | 0.392 | 4 |
| Cl3-BZ#36 | ND | | ug/kg | 0.783 | 0.392 | 4 |
| Cl4-BZ#52 | 202 | | ug/kg | 0.783 | 0.392 | 4 |
| Cl4-BZ#48 | 16.8 | | ug/kg | 0.783 | 0.392 | 4 |
| Cl4-BZ#49 | 196 | | ug/kg | 0.783 | 0.392 | 4 |
| Cl5-BZ#104 | ND | | ug/kg | 0.783 | 0.392 | 4 |
| Cl4-BZ#47 | 69.8 | | ug/kg | 0.783 | 0.392 | 4 |
| Cl4-BZ#65/#75/#62 | 4.27 | | ug/kg | 2.35 | 1.18 | 4 |
| Cl3-BZ#39 | 1.09 | | ug/kg | 0.783 | 0.392 | 4 |
| Cl3-BZ#38 | ND | | ug/kg | 0.783 | 0.392 | 4 |
| Cl4-BZ#44 | 96.8 | | ug/kg | 0.783 | 0.392 | 4 |
| Cl4-BZ#59 | 16.4 | | ug/kg | 0.783 | 0.392 | 4 |
| Cl4-BZ#42 | 43.2 | | ug/kg | 0.783 | 0.392 | 4 |
| Cl4-BZ#71 | 31.6 | | ug/kg | 0.783 | 0.392 | 4 |
| Cl3-BZ#35 | 3.48 | | ug/kg | 0.783 | 0.392 | 4 |
| Cl4-BZ#41 | 5.17 | | ug/kg | 0.783 | 0.392 | 4 |
| Cl4-BZ#72 | 7.88 | | ug/kg | 0.783 | 0.392 | 4 |
| Cl5-BZ#96 | 1.41 | | ug/kg | 0.783 | 0.392 | 4 |
| Cl5-BZ#103 | 4.34 | | ug/kg | 0.783 | 0.392 | 4 |
| Cl4-BZ#68/#64 | 69.6 | | ug/kg | 1.57 | 0.783 | 4 |
| Cl4-BZ#40 | 17.1 | | ug/kg | 0.783 | 0.392 | 4 |
| Cl3-BZ#37 | 34.4 | | ug/kg | 0.783 | 0.392 | 4 |
| Cl5-BZ#100 | 3.14 | | ug/kg | 0.783 | 0.392 | 4 |
| Cl5-BZ#94 | 1.22 | | ug/kg | 0.783 | 0.392 | 4 |
| Cl4-BZ#57 | 3.90 | | ug/kg | 0.783 | 0.392 | 4 |
| Cl4-BZ#67/#58 | 19.9 | | ug/kg | 1.57 | 0.783 | 4 |

**Project Name:** NEW BEDFORD HARBOR-LTM **Lab Number:** L2042041

**Project Number:** 60597627 **Report Date:** 10/23/20

## SAMPLE RESULTS

Lab ID: L2042041-07 D
Client ID: S-236-20FSP20-01
Sample Location: NEW BEDFORD, MA

Date Collected: 10/01/20 11:45
Date Received: 10/02/20
Field Prep: Not Specified

Sample Depth:

| Parameter | Result | Qualifier | Units | RL | MDL | Dilution Factor |
|---|---|---|---|---|---|---|
| PCB Congeners/Homologs - Mansfield Lab | | | | | | |
| Cl5-BZ#102 | 7.12 | | ug/kg | 0.783 | 0.392 | 4 |
| Cl4-BZ#61 | ND | | ug/kg | 0.783 | 0.392 | 4 |
| Cl5-BZ#98 | 1.43 | | ug/kg | 0.783 | 0.392 | 4 |
| Cl4-BZ#76 | ND | | ug/kg | 0.783 | 0.392 | 4 |
| Cl5-BZ#93 | 1.18 | | ug/kg | 0.783 | 0.392 | 4 |
| Cl4-BZ#63 | 9.34 | | ug/kg | 0.783 | 0.392 | 4 |
| Cl5-BZ#121/#95/#88 | 111 | | ug/kg | 2.35 | 1.18 | 4 |
| Cl4-BZ#74 | 75.7 | | ug/kg | 0.783 | 0.392 | 4 |
| Cl6-BZ#155 | ND | | ug/kg | 0.783 | 0.392 | 4 |
| Cl4-BZ#70 | 122 | | ug/kg | 0.783 | 0.392 | 4 |
| Cl5-BZ#91 | 48.6 | | ug/kg | 0.783 | 0.392 | 4 |
| Cl4-BZ#66 | 130 | | ug/kg | 0.783 | 0.392 | 4 |
| Cl4-BZ#80 | ND | | ug/kg | 0.783 | 0.392 | 4 |
| Cl4-BZ#55 | 6.05 | | ug/kg | 0.783 | 0.392 | 4 |
| Cl5-BZ#92 | 47.8 | | ug/kg | 0.783 | 0.392 | 4 |
| Cl5-BZ#89/#84 | 44.0 | | ug/kg | 1.57 | 0.783 | 4 |
| Cl5-BZ#101/#90 | 243 | | ug/kg | 1.57 | 0.783 | 4 |
| Cl4-BZ#56 | 49.3 | | ug/kg | 0.783 | 0.392 | 4 |
| Cl5-BZ#113 | 2.77 | | ug/kg | 0.783 | 0.392 | 4 |
| Cl5-BZ#99 | 152 | | ug/kg | 0.783 | 0.392 | 4 |
| Cl6-BZ#150 | 0.888 | | ug/kg | 0.783 | 0.392 | 4 |
| Cl4-BZ#60 | 28.6 | | ug/kg | 0.783 | 0.392 | 4 |
| Cl6-BZ#152 | ND | | ug/kg | 0.783 | 0.392 | 4 |
| Cl5-BZ#119 | 12.5 | | ug/kg | 0.783 | 0.392 | 4 |
| Cl5-BZ#83/#125/#112 | 11.2 | | ug/kg | 2.35 | 1.18 | 4 |
| Cl5-BZ#86/#109 | ND | | ug/kg | 1.57 | 0.783 | 4 |
| Cl6-BZ#145 | ND | | ug/kg | 0.783 | 0.392 | 4 |
| Cl5-BZ#97 | 83.9 | | ug/kg | 0.783 | 0.392 | 4 |
| Cl6-BZ#148 | 0.539 | J | ug/kg | 0.783 | 0.392 | 4 |
| Cl4-BZ#79 | ND | | ug/kg | 0.783 | 0.392 | 4 |
| Cl5-BZ#116 | ND | | ug/kg | 0.783 | 0.392 | 4 |
| Cl6-BZ#154-Cal | 5.75 | | ug/kg | 0.783 | 0.392 | 4 |
| Cl4-BZ#78 | ND | | ug/kg | 0.783 | 0.392 | 4 |
| Cl5-BZ#87/#111 | 55.3 | | ug/kg | 1.57 | 0.783 | 4 |
| Cl6-BZ#136 | 19.6 | | ug/kg | 0.783 | 0.392 | 4 |
| Cl5-BZ#117 | 8.40 | | ug/kg | 0.783 | 0.392 | 4 |
| Cl5-BZ#115 | 3.99 | | ug/kg | 0.783 | 0.392 | 4 |

**Project Name:** NEW BEDFORD HARBOR-LTM **Lab Number:** L2042041

**Project Number:** 60597627 **Report Date:** 10/23/20

## SAMPLE RESULTS

Lab ID: L2042041-07 D
Client ID: S-236-20FSP20-01
Sample Location: NEW BEDFORD, MA

Date Collected: 10/01/20 11:45
Date Received: 10/02/20
Field Prep: Not Specified

Sample Depth:

| Parameter | Result | Qualifier | Units | RL | MDL | Dilution Factor |
|---|---|---|---|---|---|---|
| PCB Congeners/Homologs - Mansfield Lab | | | | | | |
| Cl5-BZ#85 | 39.5 | | ug/kg | 0.783 | 0.392 | 4 |
| Cl5-BZ#120 | 2.81 | | ug/kg | 0.783 | 0.392 | 4 |
| Cl5-BZ#110 | 270 | | ug/kg | 0.783 | 0.392 | 4 |
| Cl4-BZ#81 | ND | | ug/kg | 0.783 | 0.392 | 4 |
| Cl6-BZ#151 | 22.6 | | ug/kg | 0.783 | 0.392 | 4 |
| Cl6-BZ#135 | 21.0 | | ug/kg | 0.783 | 0.392 | 4 |
| Cl5-BZ#82 | 15.8 | | ug/kg | 0.783 | 0.392 | 4 |
| Cl6-BZ#144 | 5.89 | | ug/kg | 0.783 | 0.392 | 4 |
| Cl6-BZ#147/#149 | 155 | | ug/kg | 1.57 | 0.783 | 4 |
| Cl4-BZ#77 | 16.4 | | ug/kg | 0.783 | 0.392 | 4 |
| Cl6-BZ#143/#139 | 4.01 | | ug/kg | 1.57 | 0.783 | 4 |
| Cl5-BZ#124 | 6.35 | | ug/kg | 0.783 | 0.392 | 4 |
| Cl6-BZ#140 | 1.33 | | ug/kg | 0.783 | 0.392 | 4 |
| Cl5-BZ#108 | ND | | ug/kg | 0.783 | 0.392 | 4 |
| Cl5-BZ#107/#123 | 20.5 | | ug/kg | 1.57 | 0.783 | 4 |
| Cl7-BZ#188-Cal/RTW | ND | | ug/kg | 0.783 | 0.392 | 4 |
| Cl6-BZ#134 | 9.98 | | ug/kg | 0.783 | 0.392 | 4 |
| Cl5-BZ#106 | ND | | ug/kg | 0.783 | 0.392 | 4 |
| Cl6-BZ#133 | 3.24 | | ug/kg | 0.783 | 0.392 | 4 |
| Cl6-BZ#142 | ND | | ug/kg | 0.783 | 0.392 | 4 |
| Cl5-BZ#118 | 236 | | ug/kg | 0.783 | 0.392 | 4 |
| Cl6-BZ#131 | 3.36 | | ug/kg | 0.783 | 0.392 | 4 |
| Cl7-BZ#184 | ND | | ug/kg | 0.783 | 0.392 | 4 |
| Cl6-BZ#165 | ND | | ug/kg | 0.783 | 0.392 | 4 |
| Cl6-BZ#146 | 32.5 | | ug/kg | 0.783 | 0.392 | 4 |
| Cl6-BZ#161 | ND | | ug/kg | 0.783 | 0.392 | 4 |
| Cl5-BZ#122 | 2.04 | | ug/kg | 0.783 | 0.392 | 4 |
| Cl6-BZ#168 | ND | | ug/kg | 0.783 | 0.392 | 4 |
| Cl5-BZ#114 | 7.05 | | ug/kg | 0.783 | 0.392 | 4 |
| Cl6-BZ#153 | 178 | | ug/kg | 0.783 | 0.392 | 4 |
| Cl6-BZ#132 | 60.4 | | ug/kg | 0.783 | 0.392 | 4 |
| Cl7-BZ#179 | 6.32 | | ug/kg | 0.783 | 0.392 | 4 |
| Cl6-BZ#141 | 18.8 | | ug/kg | 0.783 | 0.392 | 4 |
| Cl7-BZ#176 | 2.46 | | ug/kg | 0.783 | 0.392 | 4 |
| Cl5-BZ#105 | 68.3 | | ug/kg | 0.783 | 0.392 | 4 |
| Cl6-BZ#137 | 12.2 | | ug/kg | 0.783 | 0.392 | 4 |
| Cl5-BZ#127 | ND | | ug/kg | 0.783 | 0.392 | 4 |

**Project Name:** NEW BEDFORD HARBOR-LTM **Lab Number:** L2042041

**Project Number:** 60597627 **Report Date:** 10/23/20

## SAMPLE RESULTS

Lab ID: L2042041-07 D Date Collected: 10/01/20 11:45

Client ID: S-236-20FSP20-01 Date Received: 10/02/20

Sample Location: NEW BEDFORD, MA Field Prep: Not Specified

Sample Depth:

| Parameter | Result | Qualifier | Units | RL | MDL | Dilution Factor |
|---|---|---|---|---|---|---|
| PCB Congeners/Homologs - Mansfield Lab | | | | | | |
| Cl7-BZ#186 | ND | | ug/kg | 0.783 | 0.392 | 4 |
| Cl6-BZ#130/#164 | 31.2 | | ug/kg | 1.57 | 0.783 | 4 |
| Cl7-BZ#178 | 4.14 | | ug/kg | 0.783 | 0.392 | 4 |
| Cl6-BZ#138 | 140 | | ug/kg | 0.783 | 0.392 | 4 |
| Cl6-BZ#163/#160 | 46.2 | | ug/kg | 1.57 | 0.783 | 4 |
| Cl6-BZ#129/#158 | 34.6 | | ug/kg | 1.57 | 0.783 | 4 |
| Cl7-BZ#182/#175 | 1.54 | J | ug/kg | 1.57 | 0.783 | 4 |
| Cl7-BZ#187 | 22.3 | | ug/kg | 0.783 | 0.392 | 4 |
| Cl7-BZ#183 | 11.5 | | ug/kg | 0.783 | 0.392 | 4 |
| Cl6-BZ#166 | 1.24 | | ug/kg | 0.783 | 0.392 | 4 |
| Cl6-BZ#159 | ND | | ug/kg | 0.783 | 0.392 | 4 |
| Cl5-BZ#126 | 1.73 | | ug/kg | 0.783 | 0.392 | 4 |
| Cl7-BZ#185 | 1.34 | | ug/kg | 0.783 | 0.392 | 4 |
| Cl6-BZ#162 | 1.41 | | ug/kg | 0.783 | 0.392 | 4 |
| Cl7-BZ#174 | 11.8 | | ug/kg | 0.783 | 0.392 | 4 |
| Cl6-BZ#128 | 43.4 | | ug/kg | 0.783 | 0.392 | 4 |
| Cl8-BZ#202 | 1.67 | | ug/kg | 0.783 | 0.392 | 4 |
| Cl6-BZ#167 | 9.58 | | ug/kg | 0.783 | 0.392 | 4 |
| Cl7-BZ#181 | 1.13 | | ug/kg | 0.783 | 0.392 | 4 |
| Cl7-BZ#177 | 10.7 | | ug/kg | 0.783 | 0.392 | 4 |
| Cl8-BZ#204/#200-CAL | 1.28 | J | ug/kg | 1.57 | 0.783 | 4 |
| Cl7-BZ#171 | 6.82 | | ug/kg | 0.783 | 0.392 | 4 |
| Cl7-BZ#173 | ND | | ug/kg | 0.783 | 0.392 | 4 |
| Cl8-BZ#197 | ND | | ug/kg | 0.783 | 0.392 | 4 |
| Cl7-BZ#172 | 4.31 | | ug/kg | 0.783 | 0.392 | 4 |
| Cl7-BZ#192 | ND | | ug/kg | 0.783 | 0.392 | 4 |
| Cl6-BZ#156 | 24.4 | | ug/kg | 0.783 | 0.392 | 4 |
| Cl6-BZ#157 | 7.15 | | ug/kg | 0.783 | 0.392 | 4 |
| Cl7-BZ#180 | 29.1 | | ug/kg | 0.783 | 0.392 | 4 |
| Cl7-BZ#193 | 1.89 | | ug/kg | 0.783 | 0.392 | 4 |
| Cl8-BZ#199 | ND | | ug/kg | 0.783 | 0.392 | 4 |
| Cl7-BZ#191 | 1.32 | | ug/kg | 0.783 | 0.392 | 4 |
| Cl8-BZ#198 | ND | | ug/kg | 0.783 | 0.392 | 4 |
| Cl8-BZ#201 | 5.76 | | ug/kg | 0.783 | 0.392 | 4 |
| Cl7-BZ#170 | 23.5 | | ug/kg | 0.783 | 0.392 | 4 |
| Cl7-BZ#190 | 4.01 | | ug/kg | 0.783 | 0.392 | 4 |
| Cl8-BZ#196 | 3.92 | | ug/kg | 0.783 | 0.392 | 4 |

**Project Name:** NEW BEDFORD HARBOR-LTM **Lab Number:** L2042041

**Project Number:** 60597627 **Report Date:** 10/23/20

## SAMPLE RESULTS

Lab ID: L2042041-07 D
Client ID: S-236-20FSP20-01
Sample Location: NEW BEDFORD, MA

Date Collected: 10/01/20 11:45
Date Received: 10/02/20
Field Prep: Not Specified

Sample Depth:

| Parameter | Result | Qualifier | Units | RL | MDL | Dilution Factor |
|---|---|---|---|---|---|---|
| PCB Congeners/Homologs - Mansfield Lab | | | | | | |
| Cl8-BZ#203 | 2.95 | | ug/kg | 0.783 | 0.392 | 4 |
| Cl6-BZ#169 | ND | | ug/kg | 0.783 | 0.392 | 4 |
| Cl9-BZ#208 | 1.34 | | ug/kg | 0.783 | 0.392 | 4 |
| Cl9-BZ#207 | 0.805 | | ug/kg | 0.783 | 0.392 | 4 |
| Cl7-BZ#189 | 2.21 | | ug/kg | 0.783 | 0.392 | 4 |
| Cl8-BZ#195 | 2.01 | | ug/kg | 0.783 | 0.392 | 4 |
| Cl8-BZ#194 | 6.65 | | ug/kg | 0.783 | 0.392 | 4 |
| Cl8-BZ#205 | ND | | ug/kg | 0.783 | 0.392 | 4 |
| Cl9-BZ#206-Cal/RTW | 3.27 | | ug/kg | 0.783 | 0.392 | 4 |
| Cl10-BZ#209-Cal/RTW | 1.52 | | ug/kg | 0.783 | 0.392 | 4 |
| Monochlorobiphenyls | 2.59 | | ug/kg | 0.783 | 0.392 | 4 |
| Dichlorobiphenyls | 107 | | ug/kg | 0.783 | 0.392 | 4 |
| Trichlorobiphenyls | 774 | | ug/kg | 0.783 | 0.392 | 4 |
| Tetrachlorobiphenyls | 1290 | | ug/kg | 0.783 | 0.392 | 4 |
| Pentachlorobiphenyls | 1510 | | ug/kg | 0.783 | 0.392 | 4 |
| Hexachlorobiphenyls | 894 | | ug/kg | 0.783 | 0.392 | 4 |
| Heptachlorobiphenyls | 146 | | ug/kg | 0.783 | 0.392 | 4 |
| Octachlorobiphenyls | 24.2 | | ug/kg | 0.783 | 0.392 | 4 |
| Nonachlorobiphenyls | 5.42 | | ug/kg | 0.783 | 0.392 | 4 |
| Decachlorobiphenyl | 1.52 | | ug/kg | 0.783 | 0.392 | 4 |
| Total PCB | 4750 | | ug/kg | 0.783 | NA | 4 |

| Surrogate | % Recovery | Qualifier | Acceptance Criteria |
|---|---|---|---|
| Cl3-BZ#19-C13 (surr) | 76 | | 50-125 |
| Cl8-BZ#202-C13 (surr) | 85 | | 50-125 |

**Project Name:** NEW BEDFORD HARBOR-LTM
**Project Number:** 60597627
**Lab Number:** L2042041
**Report Date:** 10/23/20

## SAMPLE RESULTS

Lab ID: L2042041-08
Client ID: S-237-20FSP20-01
Sample Location: NEW BEDFORD, MA

Date Collected: 10/01/20 09:55
Date Received: 10/02/20
Field Prep: Not Specified

Sample Depth:
Matrix: Sediment
Analytical Method: 105,8270D-SIM/680(M)
Analytical Date: 10/22/20 01:04
Analyst: MJS
Percent Solids: 98%

Extraction Method: EPA 3570
Extraction Date: 10/15/20 09:20
Cleanup Method: EPA 3630
Cleanup Date: 10/16/20

| Parameter | Result | Qualifier | Units | RL | MDL | Dilution Factor |
|---|---|---|---|---|---|---|
| PCB Congeners/Homologs - Mansfield Lab | | | | | | |
| Cl1-BZ#1-Cal/RTW | 0.575 | | ug/kg | 0.200 | 0.100 | 1 |
| Cl1-BZ#2 | 0.196 | J | ug/kg | 0.200 | 0.100 | 1 |
| Cl1-BZ#3 | 0.680 | | ug/kg | 0.200 | 0.100 | 1 |
| Cl2-BZ#4/#10 | 2.00 | | ug/kg | 0.401 | 0.200 | 1 |
| Cl2-BZ#9 | 0.715 | | ug/kg | 0.200 | 0.100 | 1 |
| Cl2-BZ#7 | 0.522 | | ug/kg | 0.200 | 0.100 | 1 |
| Cl2-BZ#6 | 7.98 | | ug/kg | 0.200 | 0.100 | 1 |
| Cl2-BZ#5 | ND | | ug/kg | 0.200 | 0.100 | 1 |
| Cl2-BZ#8 | 11.9 | | ug/kg | 0.200 | 0.100 | 1 |
| Cl3-BZ#19 | 1.16 | | ug/kg | 0.200 | 0.100 | 1 |
| Cl2-BZ#14 | ND | | ug/kg | 0.200 | 0.100 | 1 |
| Cl3-BZ#30 | ND | | ug/kg | 0.200 | 0.100 | 1 |
| Cl3-BZ#18 | 22.2 | | ug/kg | 0.200 | 0.100 | 1 |
| Cl2-BZ#11 | 2.68 | | ug/kg | 0.200 | 0.100 | 1 |
| Cl3-BZ#17 | 12.1 | | ug/kg | 0.200 | 0.100 | 1 |
| Cl2-BZ#12 | ND | | ug/kg | 0.200 | 0.100 | 1 |
| Cl3-BZ#27 | 3.29 | | ug/kg | 0.200 | 0.100 | 1 |
| Cl2-BZ#13 | 6.55 | | ug/kg | 0.401 | 0.200 | 1 |
| Cl3-BZ#24 | 0.332 | | ug/kg | 0.200 | 0.100 | 1 |
| Cl3-BZ#16 | 4.42 | | ug/kg | 0.200 | 0.100 | 1 |
| Cl3-BZ#32 | 7.55 | | ug/kg | 0.200 | 0.100 | 1 |
| Cl2-BZ#15 | 13.9 | | ug/kg | 0.200 | 0.100 | 1 |
| Cl3-BZ#34 | 0.796 | | ug/kg | 0.200 | 0.100 | 1 |
| Cl3-BZ#23 | ND | | ug/kg | 0.200 | 0.100 | 1 |
| Cl4-BZ#54 | ND | | ug/kg | 0.200 | 0.100 | 1 |
| Cl3-BZ#29-Cal | ND | | ug/kg | 0.200 | 0.100 | 1 |
| Cl4-BZ#50-Cal | ND | | ug/kg | 0.200 | 0.100 | 1 |
| Cl3-BZ#26 | 43.2 | | ug/kg | 0.200 | 0.100 | 1 |

**Project Name:** NEW BEDFORD HARBOR-LTM **Lab Number:** L2042041

**Project Number:** 60597627 **Report Date:** 10/23/20

## SAMPLE RESULTS

Lab ID: L2042041-08 Date Collected: 10/01/20 09:55

Client ID: S-237-20FSP20-01 Date Received: 10/02/20

Sample Location: NEW BEDFORD, MA Field Prep: Not Specified

Sample Depth:

| Parameter | Result | Qualifier | Units | RL | MDL | Dilution Factor |
|---|---|---|---|---|---|---|
| PCB Congeners/Homologs - Mansfield Lab | | | | | | |
| Cl3-BZ#25 | 26.1 | | ug/kg | 0.200 | 0.100 | 1 |
| Cl4-BZ#53 | 7.38 | | ug/kg | 0.200 | 0.100 | 1 |
| Cl3-BZ#-31 | 69.4 | | ug/kg | 0.200 | 0.100 | 1 |
| Cl3-BZ#28 | 75.7 | | ug/kg | 0.200 | 0.100 | 1 |
| Cl3-BZ#33 | 11.4 | | ug/kg | 0.200 | 0.100 | 1 |
| Cl4-BZ#51 | 2.46 | | ug/kg | 0.200 | 0.100 | 1 |
| Cl3-BZ#21/#20 | 4.49 | | ug/kg | 0.401 | 0.200 | 1 |
| Cl4-BZ#45 | 4.97 | | ug/kg | 0.200 | 0.100 | 1 |
| Cl3-BZ#22 | 15.2 | | ug/kg | 0.200 | 0.100 | 1 |
| Cl4-BZ#73/#46 | 2.03 | | ug/kg | 0.401 | 0.200 | 1 |
| Cl4-BZ#69 | 0.384 | | ug/kg | 0.200 | 0.100 | 1 |
| Cl4-BZ#43 | 1.17 | | ug/kg | 0.200 | 0.100 | 1 |
| Cl3-BZ#36 | ND | | ug/kg | 0.200 | 0.100 | 1 |
| Cl4-BZ#52 | 85.3 | | ug/kg | 0.200 | 0.100 | 1 |
| Cl4-BZ#48 | 5.75 | | ug/kg | 0.200 | 0.100 | 1 |
| Cl4-BZ#49 | 84.8 | | ug/kg | 0.200 | 0.100 | 1 |
| Cl5-BZ#104 | ND | | ug/kg | 0.200 | 0.100 | 1 |
| Cl4-BZ#47 | 30.6 | | ug/kg | 0.200 | 0.100 | 1 |
| Cl4-BZ#65/#75/#62 | 1.91 | | ug/kg | 0.601 | 0.301 | 1 |
| Cl3-BZ#39 | ND | | ug/kg | 0.200 | 0.100 | 1 |
| Cl3-BZ#38 | ND | | ug/kg | 0.200 | 0.100 | 1 |
| Cl4-BZ#44 | 36.3 | | ug/kg | 0.200 | 0.100 | 1 |
| Cl4-BZ#59 | 5.96 | | ug/kg | 0.200 | 0.100 | 1 |
| Cl4-BZ#42 | 16.1 | | ug/kg | 0.200 | 0.100 | 1 |
| Cl4-BZ#71 | 12.5 | | ug/kg | 0.200 | 0.100 | 1 |
| Cl3-BZ#35 | 1.58 | | ug/kg | 0.200 | 0.100 | 1 |
| Cl4-BZ#41 | 1.86 | | ug/kg | 0.200 | 0.100 | 1 |
| Cl4-BZ#72 | 3.42 | | ug/kg | 0.200 | 0.100 | 1 |
| Cl5-BZ#96 | 0.607 | | ug/kg | 0.200 | 0.100 | 1 |
| Cl5-BZ#103 | 2.09 | | ug/kg | 0.200 | 0.100 | 1 |
| Cl4-BZ#68/#64 | 27.0 | | ug/kg | 0.401 | 0.200 | 1 |
| Cl4-BZ#40 | 5.70 | | ug/kg | 0.200 | 0.100 | 1 |
| Cl3-BZ#37 | 14.6 | | ug/kg | 0.200 | 0.100 | 1 |
| Cl5-BZ#100 | 1.80 | | ug/kg | 0.200 | 0.100 | 1 |
| Cl5-BZ#94 | 0.566 | | ug/kg | 0.200 | 0.100 | 1 |
| Cl4-BZ#57 | 1.87 | | ug/kg | 0.200 | 0.100 | 1 |
| Cl4-BZ#67/#58 | 7.27 | | ug/kg | 0.401 | 0.200 | 1 |

**Project Name:** NEW BEDFORD HARBOR-LTM **Lab Number:** L2042041

**Project Number:** 60597627 **Report Date:** 10/23/20

## SAMPLE RESULTS

Lab ID: L2042041-08 Date Collected: 10/01/20 09:55

Client ID: S-237-20FSP20-01 Date Received: 10/02/20

Sample Location: NEW BEDFORD, MA Field Prep: Not Specified

Sample Depth:

| Parameter | Result | Qualifier | Units | RL | MDL | Dilution Factor |
|---|---|---|---|---|---|---|
| PCB Congeners/Homologs - Mansfield Lab | | | | | | |
| Cl5-BZ#102 | 3.23 | | ug/kg | 0.200 | 0.100 | 1 |
| Cl4-BZ#61 | ND | | ug/kg | 0.200 | 0.100 | 1 |
| Cl5-BZ#98 | 0.666 | | ug/kg | 0.200 | 0.100 | 1 |
| Cl4-BZ#76 | ND | | ug/kg | 0.200 | 0.100 | 1 |
| Cl5-BZ#93 | ND | | ug/kg | 0.200 | 0.100 | 1 |
| Cl4-BZ#63 | 3.48 | | ug/kg | 0.200 | 0.100 | 1 |
| Cl5-BZ#121/#95/#88 | 47.8 | | ug/kg | 0.601 | 0.301 | 1 |
| Cl4-BZ#74 | 30.7 | | ug/kg | 0.200 | 0.100 | 1 |
| Cl6-BZ#155 | ND | | ug/kg | 0.200 | 0.100 | 1 |
| Cl4-BZ#70 | 49.0 | | ug/kg | 0.200 | 0.100 | 1 |
| Cl5-BZ#91 | 21.5 | | ug/kg | 0.200 | 0.100 | 1 |
| Cl4-BZ#66 | 54.9 | | ug/kg | 0.200 | 0.100 | 1 |
| Cl4-BZ#80 | ND | | ug/kg | 0.200 | 0.100 | 1 |
| Cl4-BZ#55 | ND | | ug/kg | 0.200 | 0.100 | 1 |
| Cl5-BZ#92 | 20.9 | | ug/kg | 0.200 | 0.100 | 1 |
| Cl5-BZ#89/#84 | 18.4 | | ug/kg | 0.401 | 0.200 | 1 |
| Cl5-BZ#101/#90 | 105 | | ug/kg | 0.401 | 0.200 | 1 |
| Cl4-BZ#56 | 19.2 | | ug/kg | 0.200 | 0.100 | 1 |
| Cl5-BZ#113 | 0.955 | | ug/kg | 0.200 | 0.100 | 1 |
| Cl5-BZ#99 | 69.3 | | ug/kg | 0.200 | 0.100 | 1 |
| Cl6-BZ#150 | 0.607 | | ug/kg | 0.200 | 0.100 | 1 |
| Cl4-BZ#60 | 10.8 | | ug/kg | 0.200 | 0.100 | 1 |
| Cl6-BZ#152 | 0.115 | J | ug/kg | 0.200 | 0.100 | 1 |
| Cl5-BZ#119 | 6.12 | | ug/kg | 0.200 | 0.100 | 1 |
| Cl5-BZ#83/#125/#112 | 4.50 | | ug/kg | 0.601 | 0.301 | 1 |
| Cl5-BZ#86/#109 | ND | | ug/kg | 0.401 | 0.200 | 1 |
| Cl6-BZ#145 | ND | | ug/kg | 0.200 | 0.100 | 1 |
| Cl5-BZ#97 | 36.0 | | ug/kg | 0.200 | 0.100 | 1 |
| Cl6-BZ#148 | 0.342 | | ug/kg | 0.200 | 0.100 | 1 |
| Cl4-BZ#79 | ND | | ug/kg | 0.200 | 0.100 | 1 |
| Cl5-BZ#116 | ND | | ug/kg | 0.200 | 0.100 | 1 |
| Cl6-BZ#154-Cal | 3.38 | | ug/kg | 0.200 | 0.100 | 1 |
| Cl4-BZ#78 | ND | | ug/kg | 0.200 | 0.100 | 1 |
| Cl5-BZ#87/#111 | 23.4 | | ug/kg | 0.401 | 0.200 | 1 |
| Cl6-BZ#136 | 8.80 | | ug/kg | 0.200 | 0.100 | 1 |
| Cl5-BZ#117 | 3.67 | | ug/kg | 0.200 | 0.100 | 1 |
| Cl5-BZ#115 | 1.82 | | ug/kg | 0.200 | 0.100 | 1 |

**Project Name:** NEW BEDFORD HARBOR-LTM **Lab Number:** L2042041

**Project Number:** 60597627 **Report Date:** 10/23/20

## SAMPLE RESULTS

Lab ID: L2042041-08 Date Collected: 10/01/20 09:55

Client ID: S-237-20FSP20-01 Date Received: 10/02/20

Sample Location: NEW BEDFORD, MA Field Prep: Not Specified

Sample Depth:

| Parameter | Result | Qualifier | Units | RL | MDL | Dilution Factor |
|---|---|---|---|---|---|---|
| PCB Congeners/Homologs - Mansfield Lab | | | | | | |
| Cl5-BZ#85 | 16.3 | | ug/kg | 0.200 | 0.100 | 1 |
| Cl5-BZ#120 | 1.05 | | ug/kg | 0.200 | 0.100 | 1 |
| Cl5-BZ#110 | 119 | | ug/kg | 0.200 | 0.100 | 1 |
| Cl4-BZ#81 | ND | | ug/kg | 0.200 | 0.100 | 1 |
| Cl6-BZ#151 | 11.0 | | ug/kg | 0.200 | 0.100 | 1 |
| Cl6-BZ#135 | 9.85 | | ug/kg | 0.200 | 0.100 | 1 |
| Cl5-BZ#82 | 6.52 | | ug/kg | 0.200 | 0.100 | 1 |
| Cl6-BZ#144 | 2.36 | | ug/kg | 0.200 | 0.100 | 1 |
| Cl6-BZ#147/#149 | 73.6 | | ug/kg | 0.401 | 0.200 | 1 |
| Cl4-BZ#77 | 6.89 | | ug/kg | 0.200 | 0.100 | 1 |
| Cl6-BZ#143/#139 | 1.84 | | ug/kg | 0.401 | 0.200 | 1 |
| Cl5-BZ#124 | 3.09 | | ug/kg | 0.200 | 0.100 | 1 |
| Cl6-BZ#140 | 0.522 | | ug/kg | 0.200 | 0.100 | 1 |
| Cl5-BZ#108 | ND | | ug/kg | 0.200 | 0.100 | 1 |
| Cl5-BZ#107/#123 | 10.1 | | ug/kg | 0.401 | 0.200 | 1 |
| Cl7-BZ#188-Cal/RTW | 0.151 | J | ug/kg | 0.200 | 0.100 | 1 |
| Cl6-BZ#134 | 4.75 | | ug/kg | 0.200 | 0.100 | 1 |
| Cl5-BZ#106 | ND | | ug/kg | 0.200 | 0.100 | 1 |
| Cl6-BZ#133 | 1.48 | | ug/kg | 0.200 | 0.100 | 1 |
| Cl6-BZ#142 | ND | | ug/kg | 0.200 | 0.100 | 1 |
| Cl5-BZ#118 | 111 | | ug/kg | 0.200 | 0.100 | 1 |
| Cl6-BZ#131 | 1.27 | | ug/kg | 0.200 | 0.100 | 1 |
| Cl7-BZ#184 | ND | | ug/kg | 0.200 | 0.100 | 1 |
| Cl6-BZ#165 | ND | | ug/kg | 0.200 | 0.100 | 1 |
| Cl6-BZ#146 | 15.4 | | ug/kg | 0.200 | 0.100 | 1 |
| Cl6-BZ#161 | ND | | ug/kg | 0.200 | 0.100 | 1 |
| Cl5-BZ#122 | 1.00 | | ug/kg | 0.200 | 0.100 | 1 |
| Cl6-BZ#168 | ND | | ug/kg | 0.200 | 0.100 | 1 |
| Cl5-BZ#114 | 3.06 | | ug/kg | 0.200 | 0.100 | 1 |
| Cl6-BZ#153 | 87.9 | | ug/kg | 0.200 | 0.100 | 1 |
| Cl6-BZ#132 | 26.6 | | ug/kg | 0.200 | 0.100 | 1 |
| Cl7-BZ#179 | 3.65 | | ug/kg | 0.200 | 0.100 | 1 |
| Cl6-BZ#141 | 8.74 | | ug/kg | 0.200 | 0.100 | 1 |
| Cl7-BZ#176 | 1.21 | | ug/kg | 0.200 | 0.100 | 1 |
| Cl5-BZ#105 | 31.1 | | ug/kg | 0.200 | 0.100 | 1 |
| Cl6-BZ#137 | 5.54 | | ug/kg | 0.200 | 0.100 | 1 |
| Cl5-BZ#127 | ND | | ug/kg | 0.200 | 0.100 | 1 |

**Project Name:** NEW BEDFORD HARBOR-LTM **Lab Number:** L2042041

**Project Number:** 60597627 **Report Date:** 10/23/20

## SAMPLE RESULTS

Lab ID: L2042041-08 Date Collected: 10/01/20 09:55

Client ID: S-237-20FSP20-01 Date Received: 10/02/20

Sample Location: NEW BEDFORD, MA Field Prep: Not Specified

Sample Depth:

| Parameter | Result | Qualifier | Units | RL | MDL | Dilution Factor |
|---|---|---|---|---|---|---|
| PCB Congeners/Homologs - Mansfield Lab | | | | | | |
| Cl7-BZ#186 | ND | | ug/kg | 0.200 | 0.100 | 1 |
| Cl6-BZ#130/#164 | 14.5 | | ug/kg | 0.401 | 0.200 | 1 |
| Cl7-BZ#178 | 2.55 | | ug/kg | 0.200 | 0.100 | 1 |
| Cl6-BZ#138 | 65.4 | | ug/kg | 0.200 | 0.100 | 1 |
| Cl6-BZ#163/#160 | 21.8 | | ug/kg | 0.401 | 0.200 | 1 |
| Cl6-BZ#129/#158 | 15.6 | | ug/kg | 0.401 | 0.200 | 1 |
| Cl7-BZ#182/#175 | 0.600 | | ug/kg | 0.401 | 0.200 | 1 |
| Cl7-BZ#187 | 13.5 | | ug/kg | 0.200 | 0.100 | 1 |
| Cl7-BZ#183 | 5.81 | | ug/kg | 0.200 | 0.100 | 1 |
| Cl6-BZ#166 | 0.463 | | ug/kg | 0.200 | 0.100 | 1 |
| Cl6-BZ#159 | ND | | ug/kg | 0.200 | 0.100 | 1 |
| Cl5-BZ#126 | 0.787 | | ug/kg | 0.200 | 0.100 | 1 |
| Cl7-BZ#185 | 0.633 | | ug/kg | 0.200 | 0.100 | 1 |
| Cl6-BZ#162 | 0.462 | | ug/kg | 0.200 | 0.100 | 1 |
| Cl7-BZ#174 | 6.73 | | ug/kg | 0.200 | 0.100 | 1 |
| Cl6-BZ#128 | 20.0 | | ug/kg | 0.200 | 0.100 | 1 |
| Cl8-BZ#202 | 1.11 | | ug/kg | 0.200 | 0.100 | 1 |
| Cl6-BZ#167 | 4.98 | | ug/kg | 0.200 | 0.100 | 1 |
| Cl7-BZ#181 | 0.342 | | ug/kg | 0.200 | 0.100 | 1 |
| Cl7-BZ#177 | 5.62 | | ug/kg | 0.200 | 0.100 | 1 |
| Cl8-BZ#204/#200-CAL | 0.655 | | ug/kg | 0.401 | 0.200 | 1 |
| Cl7-BZ#171 | 3.26 | | ug/kg | 0.200 | 0.100 | 1 |
| Cl7-BZ#173 | 0.268 | | ug/kg | 0.200 | 0.100 | 1 |
| Cl8-BZ#197 | 0.252 | | ug/kg | 0.200 | 0.100 | 1 |
| Cl7-BZ#172 | 1.88 | | ug/kg | 0.200 | 0.100 | 1 |
| Cl7-BZ#192 | ND | | ug/kg | 0.200 | 0.100 | 1 |
| Cl6-BZ#156 | 11.4 | | ug/kg | 0.200 | 0.100 | 1 |
| Cl6-BZ#157 | 3.32 | | ug/kg | 0.200 | 0.100 | 1 |
| Cl7-BZ#180 | 16.2 | | ug/kg | 0.200 | 0.100 | 1 |
| Cl7-BZ#193 | 1.05 | | ug/kg | 0.200 | 0.100 | 1 |
| Cl8-BZ#199 | 0.618 | | ug/kg | 0.200 | 0.100 | 1 |
| Cl7-BZ#191 | 0.502 | | ug/kg | 0.200 | 0.100 | 1 |
| Cl8-BZ#198 | ND | | ug/kg | 0.200 | 0.100 | 1 |
| Cl8-BZ#201 | 3.67 | | ug/kg | 0.200 | 0.100 | 1 |
| Cl7-BZ#170 | 12.2 | | ug/kg | 0.200 | 0.100 | 1 |
| Cl7-BZ#190 | 2.13 | | ug/kg | 0.200 | 0.100 | 1 |
| Cl8-BZ#196 | 2.33 | | ug/kg | 0.200 | 0.100 | 1 |

**Project Name:** NEW BEDFORD HARBOR-LTM **Lab Number:** L2042041

**Project Number:** 60597627 **Report Date:** 10/23/20

## SAMPLE RESULTS

Lab ID: L2042041-08 Date Collected: 10/01/20 09:55

Client ID: S-237-20FSP20-01 Date Received: 10/02/20

Sample Location: NEW BEDFORD, MA Field Prep: Not Specified

Sample Depth:

| Parameter | Result | Qualifier | Units | RL | MDL | Dilution Factor |
|---|---|---|---|---|---|---|
| PCB Congeners/Homologs - Mansfield Lab | | | | | | |
| Cl8-BZ#203 | 1.92 | | ug/kg | 0.200 | 0.100 | 1 |
| Cl6-BZ#169 | ND | | ug/kg | 0.200 | 0.100 | 1 |
| Cl9-BZ#208 | 0.920 | | ug/kg | 0.200 | 0.100 | 1 |
| Cl9-BZ#207 | 0.327 | | ug/kg | 0.200 | 0.100 | 1 |
| Cl7-BZ#189 | 1.39 | | ug/kg | 0.200 | 0.100 | 1 |
| Cl8-BZ#195 | 1.59 | | ug/kg | 0.200 | 0.100 | 1 |
| Cl8-BZ#194 | 4.93 | | ug/kg | 0.200 | 0.100 | 1 |
| Cl8-BZ#205 | ND | | ug/kg | 0.200 | 0.100 | 1 |
| Cl9-BZ#206-Cal/RTW | 2.67 | | ug/kg | 0.200 | 0.100 | 1 |
| Cl10-BZ#209-Cal/RTW | 1.50 | | ug/kg | 0.200 | 0.100 | 1 |
| Monochlorobiphenyls | 1.45 | | ug/kg | 0.200 | 0.100 | 1 |
| Dichlorobiphenyls | 46.2 | | ug/kg | 0.200 | 0.100 | 1 |
| Trichlorobiphenyls | 314 | | ug/kg | 0.200 | 0.100 | 1 |
| Tetrachlorobiphenyls | 520 | | ug/kg | 0.200 | 0.100 | 1 |
| Pentachlorobiphenyls | 671 | | ug/kg | 0.200 | 0.100 | 1 |
| Hexachlorobiphenyls | 422 | | ug/kg | 0.200 | 0.100 | 1 |
| Heptachlorobiphenyls | 79.7 | | ug/kg | 0.200 | 0.100 | 1 |
| Octachlorobiphenyls | 17.1 | | ug/kg | 0.200 | 0.100 | 1 |
| Nonachlorobiphenyls | 3.92 | | ug/kg | 0.200 | 0.100 | 1 |
| Decachlorobiphenyl | 1.50 | | ug/kg | 0.200 | 0.100 | 1 |
| Total PCB | 2080 | | ug/kg | 0.200 | NA | 1 |

| Surrogate | % Recovery | Qualifier | Acceptance Criteria |
|---|---|---|---|
| Cl3-BZ#19-C13 (surr) | 81 | | 50-125 |
| Cl8-BZ#202-C13 (surr) | 86 | | 50-125 |

**Project Name:** NEW BEDFORD HARBOR-LTM **Lab Number:** L2042041

**Project Number:** 60597627 **Report Date:** 10/23/20

## SAMPLE RESULTS

Lab ID: L2042041-09 D
Client ID: S-237-20FSP20-01-REP
Sample Location: NEW BEDFORD, MA

Date Collected: 10/01/20 11:37
Date Received: 10/02/20
Field Prep: Not Specified

Sample Depth:
Matrix: Sediment
Analytical Method: 105,8270D-SIM/680(M)
Analytical Date: 10/22/20 07:47
Analyst: MJS
Percent Solids: 98%

Extraction Method: EPA 3570
Extraction Date: 10/15/20 09:20
Cleanup Method: EPA 3630
Cleanup Date: 10/16/20

| Parameter | Result | Qualifier | Units | RL | MDL | Dilution Factor |
|---|---|---|---|---|---|---|
| PCB Congeners/Homologs - Mansfield Lab | | | | | | |
| Cl1-BZ#1-Cal/RTW | 0.680 | | ug/kg | 0.383 | 0.192 | 2 |
| Cl1-BZ#2 | 0.268 | J | ug/kg | 0.383 | 0.192 | 2 |
| Cl1-BZ#3 | 0.718 | | ug/kg | 0.383 | 0.192 | 2 |
| Cl2-BZ#4/#10 | 2.36 | | ug/kg | 0.766 | 0.383 | 2 |
| Cl2-BZ#9 | 0.850 | | ug/kg | 0.383 | 0.192 | 2 |
| Cl2-BZ#7 | 0.570 | | ug/kg | 0.383 | 0.192 | 2 |
| Cl2-BZ#6 | 9.13 | | ug/kg | 0.383 | 0.192 | 2 |
| Cl2-BZ#5 | ND | | ug/kg | 0.383 | 0.192 | 2 |
| Cl2-BZ#8 | 13.5 | | ug/kg | 0.383 | 0.192 | 2 |
| Cl3-BZ#19 | 1.47 | | ug/kg | 0.383 | 0.192 | 2 |
| Cl2-BZ#14 | ND | | ug/kg | 0.383 | 0.192 | 2 |
| Cl3-BZ#30 | ND | | ug/kg | 0.383 | 0.192 | 2 |
| Cl3-BZ#18 | 25.9 | | ug/kg | 0.383 | 0.192 | 2 |
| Cl2-BZ#11 | 3.22 | | ug/kg | 0.383 | 0.192 | 2 |
| Cl3-BZ#17 | 14.0 | | ug/kg | 0.383 | 0.192 | 2 |
| Cl2-BZ#12 | ND | | ug/kg | 0.383 | 0.192 | 2 |
| Cl3-BZ#27 | 3.68 | | ug/kg | 0.383 | 0.192 | 2 |
| Cl2-BZ#13 | 7.51 | | ug/kg | 0.766 | 0.383 | 2 |
| Cl3-BZ#24 | ND | | ug/kg | 0.383 | 0.192 | 2 |
| Cl3-BZ#16 | 5.88 | | ug/kg | 0.383 | 0.192 | 2 |
| Cl3-BZ#32 | 9.04 | | ug/kg | 0.383 | 0.192 | 2 |
| Cl2-BZ#15 | 15.6 | | ug/kg | 0.383 | 0.192 | 2 |
| Cl3-BZ#34 | 0.846 | | ug/kg | 0.383 | 0.192 | 2 |
| Cl3-BZ#23 | ND | | ug/kg | 0.383 | 0.192 | 2 |
| Cl4-BZ#54 | ND | | ug/kg | 0.383 | 0.192 | 2 |
| Cl3-BZ#29-Cal | ND | | ug/kg | 0.383 | 0.192 | 2 |
| Cl4-BZ#50-Cal | ND | | ug/kg | 0.383 | 0.192 | 2 |
| Cl3-BZ#26 | 50.5 | | ug/kg | 0.383 | 0.192 | 2 |

**Project Name:** NEW BEDFORD HARBOR-LTM **Lab Number:** L2042041

**Project Number:** 60597627 **Report Date:** 10/23/20

## SAMPLE RESULTS

Lab ID: L2042041-09 D
Client ID: S-237-20FSP20-01-REP
Sample Location: NEW BEDFORD, MA

Date Collected: 10/01/20 11:37
Date Received: 10/02/20
Field Prep: Not Specified

Sample Depth:

| Parameter | Result | Qualifier | Units | RL | MDL | Dilution Factor |
|---|---|---|---|---|---|---|
| PCB Congeners/Homologs - Mansfield Lab | | | | | | |
| Cl3-BZ#25 | 30.7 | | ug/kg | 0.383 | 0.192 | 2 |
| Cl4-BZ#53 | 8.92 | | ug/kg | 0.383 | 0.192 | 2 |
| Cl3-BZ#-31 | 79.8 | | ug/kg | 0.383 | 0.192 | 2 |
| Cl3-BZ#28 | 86.8 | | ug/kg | 0.383 | 0.192 | 2 |
| Cl3-BZ#33 | 13.4 | | ug/kg | 0.383 | 0.192 | 2 |
| Cl4-BZ#51 | 3.19 | | ug/kg | 0.383 | 0.192 | 2 |
| Cl3-BZ#21/#20 | 5.20 | | ug/kg | 0.766 | 0.383 | 2 |
| Cl4-BZ#45 | 6.22 | | ug/kg | 0.383 | 0.192 | 2 |
| Cl3-BZ#22 | 17.6 | | ug/kg | 0.383 | 0.192 | 2 |
| Cl4-BZ#73/#46 | 2.62 | | ug/kg | 0.766 | 0.383 | 2 |
| Cl4-BZ#69 | 0.269 | J | ug/kg | 0.383 | 0.192 | 2 |
| Cl4-BZ#43 | 1.29 | | ug/kg | 0.383 | 0.192 | 2 |
| Cl3-BZ#36 | 0.444 | | ug/kg | 0.383 | 0.192 | 2 |
| Cl4-BZ#52 | 101 | | ug/kg | 0.383 | 0.192 | 2 |
| Cl4-BZ#48 | 6.40 | | ug/kg | 0.383 | 0.192 | 2 |
| Cl4-BZ#49 | 99.6 | | ug/kg | 0.383 | 0.192 | 2 |
| Cl5-BZ#104 | ND | | ug/kg | 0.383 | 0.192 | 2 |
| Cl4-BZ#47 | 35.7 | | ug/kg | 0.383 | 0.192 | 2 |
| Cl4-BZ#65/#75/#62 | 2.20 | | ug/kg | 1.15 | 0.574 | 2 |
| Cl3-BZ#39 | 0.511 | | ug/kg | 0.383 | 0.192 | 2 |
| Cl3-BZ#38 | ND | | ug/kg | 0.383 | 0.192 | 2 |
| Cl4-BZ#44 | 42.6 | | ug/kg | 0.383 | 0.192 | 2 |
| Cl4-BZ#59 | 7.41 | | ug/kg | 0.383 | 0.192 | 2 |
| Cl4-BZ#42 | 19.2 | | ug/kg | 0.383 | 0.192 | 2 |
| Cl4-BZ#71 | 14.9 | | ug/kg | 0.383 | 0.192 | 2 |
| Cl3-BZ#35 | 1.61 | | ug/kg | 0.383 | 0.192 | 2 |
| Cl4-BZ#41 | 1.98 | | ug/kg | 0.383 | 0.192 | 2 |
| Cl4-BZ#72 | 3.96 | | ug/kg | 0.383 | 0.192 | 2 |
| Cl5-BZ#96 | 0.746 | | ug/kg | 0.383 | 0.192 | 2 |
| Cl5-BZ#103 | 2.49 | | ug/kg | 0.383 | 0.192 | 2 |
| Cl4-BZ#68/#64 | 31.9 | | ug/kg | 0.766 | 0.383 | 2 |
| Cl4-BZ#40 | 6.54 | | ug/kg | 0.383 | 0.192 | 2 |
| Cl3-BZ#37 | 16.4 | | ug/kg | 0.383 | 0.192 | 2 |
| Cl5-BZ#100 | 2.72 | | ug/kg | 0.383 | 0.192 | 2 |
| Cl5-BZ#94 | 0.493 | | ug/kg | 0.383 | 0.192 | 2 |
| Cl4-BZ#57 | 1.95 | | ug/kg | 0.383 | 0.192 | 2 |
| Cl4-BZ#67/#58 | 8.99 | | ug/kg | 0.766 | 0.383 | 2 |

**Project Name:** NEW BEDFORD HARBOR-LTM **Lab Number:** L2042041

**Project Number:** 60597627 **Report Date:** 10/23/20

## SAMPLE RESULTS

Lab ID: L2042041-09 D
Client ID: S-237-20FSP20-01-REP
Sample Location: NEW BEDFORD, MA

Date Collected: 10/01/20 11:37
Date Received: 10/02/20
Field Prep: Not Specified

Sample Depth:

| Parameter | Result | Qualifier | Units | RL | MDL | Dilution Factor |
|---|---|---|---|---|---|---|
| PCB Congeners/Homologs - Mansfield Lab | | | | | | |
| Cl5-BZ#102 | 3.69 | | ug/kg | 0.383 | 0.192 | 2 |
| Cl4-BZ#61 | ND | | ug/kg | 0.383 | 0.192 | 2 |
| Cl5-BZ#98 | 0.883 | | ug/kg | 0.383 | 0.192 | 2 |
| Cl4-BZ#76 | ND | | ug/kg | 0.383 | 0.192 | 2 |
| Cl5-BZ#93 | 0.412 | | ug/kg | 0.383 | 0.192 | 2 |
| Cl4-BZ#63 | 4.08 | | ug/kg | 0.383 | 0.192 | 2 |
| Cl5-BZ#121/#95/#88 | 57.4 | | ug/kg | 1.15 | 0.574 | 2 |
| Cl4-BZ#74 | 35.7 | | ug/kg | 0.383 | 0.192 | 2 |
| Cl6-BZ#155 | ND | | ug/kg | 0.383 | 0.192 | 2 |
| Cl4-BZ#70 | 57.5 | | ug/kg | 0.383 | 0.192 | 2 |
| Cl5-BZ#91 | 26.0 | | ug/kg | 0.383 | 0.192 | 2 |
| Cl4-BZ#66 | 63.6 | | ug/kg | 0.383 | 0.192 | 2 |
| Cl4-BZ#80 | ND | | ug/kg | 0.383 | 0.192 | 2 |
| Cl4-BZ#55 | ND | | ug/kg | 0.383 | 0.192 | 2 |
| Cl5-BZ#92 | 24.7 | | ug/kg | 0.383 | 0.192 | 2 |
| Cl5-BZ#89/#84 | 22.1 | | ug/kg | 0.766 | 0.383 | 2 |
| Cl5-BZ#101/#90 | 124 | | ug/kg | 0.766 | 0.383 | 2 |
| Cl4-BZ#56 | 22.4 | | ug/kg | 0.383 | 0.192 | 2 |
| Cl5-BZ#113 | 1.23 | | ug/kg | 0.383 | 0.192 | 2 |
| Cl5-BZ#99 | 80.6 | | ug/kg | 0.383 | 0.192 | 2 |
| Cl6-BZ#150 | 0.695 | | ug/kg | 0.383 | 0.192 | 2 |
| Cl4-BZ#60 | 12.9 | | ug/kg | 0.383 | 0.192 | 2 |
| Cl6-BZ#152 | 0.199 | J | ug/kg | 0.383 | 0.192 | 2 |
| Cl5-BZ#119 | 6.67 | | ug/kg | 0.383 | 0.192 | 2 |
| Cl5-BZ#83/#125/#112 | 5.87 | | ug/kg | 1.15 | 0.574 | 2 |
| Cl5-BZ#86/#109 | ND | | ug/kg | 0.766 | 0.383 | 2 |
| Cl6-BZ#145 | ND | | ug/kg | 0.383 | 0.192 | 2 |
| Cl5-BZ#97 | 42.2 | | ug/kg | 0.383 | 0.192 | 2 |
| Cl6-BZ#148 | 0.375 | J | ug/kg | 0.383 | 0.192 | 2 |
| Cl4-BZ#79 | ND | | ug/kg | 0.383 | 0.192 | 2 |
| Cl5-BZ#116 | ND | | ug/kg | 0.383 | 0.192 | 2 |
| Cl6-BZ#154-Cal | 4.40 | | ug/kg | 0.383 | 0.192 | 2 |
| Cl4-BZ#78 | ND | | ug/kg | 0.383 | 0.192 | 2 |
| Cl5-BZ#87/#111 | 27.3 | | ug/kg | 0.766 | 0.383 | 2 |
| Cl6-BZ#136 | 10.6 | | ug/kg | 0.383 | 0.192 | 2 |
| Cl5-BZ#117 | 4.41 | | ug/kg | 0.383 | 0.192 | 2 |
| Cl5-BZ#115 | 2.06 | | ug/kg | 0.383 | 0.192 | 2 |

**Project Name:** NEW BEDFORD HARBOR-LTM **Lab Number:** L2042041

**Project Number:** 60597627 **Report Date:** 10/23/20

## SAMPLE RESULTS

Lab ID: L2042041-09 D
Client ID: S-237-20FSP20-01-REP
Sample Location: NEW BEDFORD, MA

Date Collected: 10/01/20 11:37
Date Received: 10/02/20
Field Prep: Not Specified

Sample Depth:

| Parameter | Result | Qualifier | Units | RL | MDL | Dilution Factor |
|---|---|---|---|---|---|---|
| PCB Congeners/Homologs - Mansfield Lab | | | | | | |
| Cl5-BZ#85 | 19.4 | | ug/kg | 0.383 | 0.192 | 2 |
| Cl5-BZ#120 | 1.06 | | ug/kg | 0.383 | 0.192 | 2 |
| Cl5-BZ#110 | 139 | | ug/kg | 0.383 | 0.192 | 2 |
| Cl4-BZ#81 | ND | | ug/kg | 0.383 | 0.192 | 2 |
| Cl6-BZ#151 | 13.0 | | ug/kg | 0.383 | 0.192 | 2 |
| Cl6-BZ#135 | 11.4 | | ug/kg | 0.383 | 0.192 | 2 |
| Cl5-BZ#82 | 7.88 | | ug/kg | 0.383 | 0.192 | 2 |
| Cl6-BZ#144 | 3.01 | | ug/kg | 0.383 | 0.192 | 2 |
| Cl6-BZ#147/#149 | 87.1 | | ug/kg | 0.766 | 0.383 | 2 |
| Cl4-BZ#77 | 9.29 | | ug/kg | 0.383 | 0.192 | 2 |
| Cl6-BZ#143/#139 | 2.16 | | ug/kg | 0.766 | 0.383 | 2 |
| Cl5-BZ#124 | 3.51 | | ug/kg | 0.383 | 0.192 | 2 |
| Cl6-BZ#140 | 0.643 | | ug/kg | 0.383 | 0.192 | 2 |
| Cl5-BZ#108 | ND | | ug/kg | 0.383 | 0.192 | 2 |
| Cl5-BZ#107/#123 | 11.9 | | ug/kg | 0.766 | 0.383 | 2 |
| Cl7-BZ#188-Cal/RTW | 0.228 | J | ug/kg | 0.383 | 0.192 | 2 |
| Cl6-BZ#134 | 5.61 | | ug/kg | 0.383 | 0.192 | 2 |
| Cl5-BZ#106 | ND | | ug/kg | 0.383 | 0.192 | 2 |
| Cl6-BZ#133 | 1.71 | | ug/kg | 0.383 | 0.192 | 2 |
| Cl6-BZ#142 | ND | | ug/kg | 0.383 | 0.192 | 2 |
| Cl5-BZ#118 | 128 | | ug/kg | 0.383 | 0.192 | 2 |
| Cl6-BZ#131 | 1.61 | | ug/kg | 0.383 | 0.192 | 2 |
| Cl7-BZ#184 | ND | | ug/kg | 0.383 | 0.192 | 2 |
| Cl6-BZ#165 | ND | | ug/kg | 0.383 | 0.192 | 2 |
| Cl6-BZ#146 | 18.2 | | ug/kg | 0.383 | 0.192 | 2 |
| Cl6-BZ#161 | ND | | ug/kg | 0.383 | 0.192 | 2 |
| Cl5-BZ#122 | 1.30 | | ug/kg | 0.383 | 0.192 | 2 |
| Cl6-BZ#168 | ND | | ug/kg | 0.383 | 0.192 | 2 |
| Cl5-BZ#114 | 3.76 | | ug/kg | 0.383 | 0.192 | 2 |
| Cl6-BZ#153 | 102 | | ug/kg | 0.383 | 0.192 | 2 |
| Cl6-BZ#132 | 31.7 | | ug/kg | 0.383 | 0.192 | 2 |
| Cl7-BZ#179 | 4.25 | | ug/kg | 0.383 | 0.192 | 2 |
| Cl6-BZ#141 | 9.98 | | ug/kg | 0.383 | 0.192 | 2 |
| Cl7-BZ#176 | 1.32 | | ug/kg | 0.383 | 0.192 | 2 |
| Cl5-BZ#105 | 35.9 | | ug/kg | 0.383 | 0.192 | 2 |
| Cl6-BZ#137 | 6.43 | | ug/kg | 0.383 | 0.192 | 2 |
| Cl5-BZ#127 | ND | | ug/kg | 0.383 | 0.192 | 2 |

**Project Name:** NEW BEDFORD HARBOR-LTM **Lab Number:** L2042041

**Project Number:** 60597627 **Report Date:** 10/23/20

## SAMPLE RESULTS

Lab ID: L2042041-09 D
Client ID: S-237-20FSP20-01-REP
Sample Location: NEW BEDFORD, MA

Date Collected: 10/01/20 11:37
Date Received: 10/02/20
Field Prep: Not Specified

Sample Depth:

| Parameter | Result | Qualifier | Units | RL | MDL | Dilution Factor |
|---|---|---|---|---|---|---|
| PCB Congeners/Homologs - Mansfield Lab | | | | | | |
| Cl7-BZ#186 | ND | | ug/kg | 0.383 | 0.192 | 2 |
| Cl6-BZ#130/#164 | 17.0 | | ug/kg | 0.766 | 0.383 | 2 |
| Cl7-BZ#178 | 2.97 | | ug/kg | 0.383 | 0.192 | 2 |
| Cl6-BZ#138 | 73.7 | | ug/kg | 0.383 | 0.192 | 2 |
| Cl6-BZ#163/#160 | 29.2 | | ug/kg | 0.766 | 0.383 | 2 |
| Cl6-BZ#129/#158 | 18.2 | | ug/kg | 0.766 | 0.383 | 2 |
| Cl7-BZ#182/#175 | 0.748 | J | ug/kg | 0.766 | 0.383 | 2 |
| Cl7-BZ#187 | 15.5 | | ug/kg | 0.383 | 0.192 | 2 |
| Cl7-BZ#183 | 6.63 | | ug/kg | 0.383 | 0.192 | 2 |
| Cl6-BZ#166 | 0.712 | | ug/kg | 0.383 | 0.192 | 2 |
| Cl6-BZ#159 | ND | | ug/kg | 0.383 | 0.192 | 2 |
| Cl5-BZ#126 | 0.865 | | ug/kg | 0.383 | 0.192 | 2 |
| Cl7-BZ#185 | 0.813 | | ug/kg | 0.383 | 0.192 | 2 |
| Cl6-BZ#162 | 0.597 | | ug/kg | 0.383 | 0.192 | 2 |
| Cl7-BZ#174 | 7.63 | | ug/kg | 0.383 | 0.192 | 2 |
| Cl6-BZ#128 | 23.1 | | ug/kg | 0.383 | 0.192 | 2 |
| Cl8-BZ#202 | 1.38 | | ug/kg | 0.383 | 0.192 | 2 |
| Cl6-BZ#167 | 5.79 | | ug/kg | 0.383 | 0.192 | 2 |
| Cl7-BZ#181 | 0.254 | J | ug/kg | 0.383 | 0.192 | 2 |
| Cl7-BZ#177 | 6.32 | | ug/kg | 0.383 | 0.192 | 2 |
| Cl8-BZ#204/#200-CAL | 0.892 | | ug/kg | 0.766 | 0.383 | 2 |
| Cl7-BZ#171 | 3.79 | | ug/kg | 0.383 | 0.192 | 2 |
| Cl7-BZ#173 | ND | | ug/kg | 0.383 | 0.192 | 2 |
| Cl8-BZ#197 | 0.400 | | ug/kg | 0.383 | 0.192 | 2 |
| Cl7-BZ#172 | 2.39 | | ug/kg | 0.383 | 0.192 | 2 |
| Cl7-BZ#192 | ND | | ug/kg | 0.383 | 0.192 | 2 |
| Cl6-BZ#156 | 13.3 | | ug/kg | 0.383 | 0.192 | 2 |
| Cl6-BZ#157 | 4.03 | | ug/kg | 0.383 | 0.192 | 2 |
| Cl7-BZ#180 | 18.1 | | ug/kg | 0.383 | 0.192 | 2 |
| Cl7-BZ#193 | 1.21 | | ug/kg | 0.383 | 0.192 | 2 |
| Cl8-BZ#199 | 0.512 | | ug/kg | 0.383 | 0.192 | 2 |
| Cl7-BZ#191 | 0.696 | | ug/kg | 0.383 | 0.192 | 2 |
| Cl8-BZ#198 | ND | | ug/kg | 0.383 | 0.192 | 2 |
| Cl8-BZ#201 | 3.76 | | ug/kg | 0.383 | 0.192 | 2 |
| Cl7-BZ#170 | 13.3 | | ug/kg | 0.383 | 0.192 | 2 |
| Cl7-BZ#190 | 2.22 | | ug/kg | 0.383 | 0.192 | 2 |
| Cl8-BZ#196 | 2.01 | | ug/kg | 0.383 | 0.192 | 2 |

**Project Name:** NEW BEDFORD HARBOR-LTM **Lab Number:** L2042041

**Project Number:** 60597627 **Report Date:** 10/23/20

## SAMPLE RESULTS

Lab ID: L2042041-09 D
Client ID: S-237-20FSP20-01-REP
Sample Location: NEW BEDFORD, MA

Date Collected: 10/01/20 11:37
Date Received: 10/02/20
Field Prep: Not Specified

Sample Depth:

| Parameter | Result | Qualifier | Units | RL | MDL | Dilution Factor |
|---|---|---|---|---|---|---|
| PCB Congeners/Homologs - Mansfield Lab | | | | | | |
| Cl8-BZ#203 | 2.18 | | ug/kg | 0.383 | 0.192 | 2 |
| Cl6-BZ#169 | ND | | ug/kg | 0.383 | 0.192 | 2 |
| Cl9-BZ#208 | 0.802 | | ug/kg | 0.383 | 0.192 | 2 |
| Cl9-BZ#207 | 0.372 | J | ug/kg | 0.383 | 0.192 | 2 |
| Cl7-BZ#189 | 1.43 | | ug/kg | 0.383 | 0.192 | 2 |
| Cl8-BZ#195 | 2.00 | | ug/kg | 0.383 | 0.192 | 2 |
| Cl8-BZ#194 | 6.04 | | ug/kg | 0.383 | 0.192 | 2 |
| Cl8-BZ#205 | ND | | ug/kg | 0.383 | 0.192 | 2 |
| Cl9-BZ#206-Cal/RTW | 2.28 | | ug/kg | 0.383 | 0.192 | 2 |
| Cl10-BZ#209-Cal/RTW | 0.895 | | ug/kg | 0.383 | 0.192 | 2 |
| Monochlorobiphenyls | 1.67 | | ug/kg | 0.383 | 0.192 | 2 |
| Dichlorobiphenyls | 52.7 | | ug/kg | 0.383 | 0.192 | 2 |
| Trichlorobiphenyls | 364 | | ug/kg | 0.383 | 0.192 | 2 |
| Tetrachlorobiphenyls | 612 | | ug/kg | 0.383 | 0.192 | 2 |
| Pentachlorobiphenyls | 789 | | ug/kg | 0.383 | 0.192 | 2 |
| Hexachlorobiphenyls | 496 | | ug/kg | 0.383 | 0.192 | 2 |
| Heptachlorobiphenyls | 89.8 | | ug/kg | 0.383 | 0.192 | 2 |
| Octachlorobiphenyls | 19.2 | | ug/kg | 0.383 | 0.192 | 2 |
| Nonachlorobiphenyls | 3.45 | | ug/kg | 0.383 | 0.192 | 2 |
| Decachlorobiphenyl | 0.895 | | ug/kg | 0.383 | 0.192 | 2 |
| Total PCB | 2430 | | ug/kg | 0.383 | NA | 2 |

| Surrogate | % Recovery | Qualifier | Acceptance Criteria |
|---|---|---|---|
| Cl3-BZ#19-C13 (surr) | 81 | | 50-125 |
| Cl8-BZ#202-C13 (surr) | 81 | | 50-125 |

**Project Name:** NEW BEDFORD HARBOR-LTM **Lab Number:** L2042041

**Project Number:** 60597627 **Report Date:** 10/23/20

## SAMPLE RESULTS

Lab ID: L2042041-10 D
Client ID: S-220-20FSP20-01
Sample Location: NEW BEDFORD, MA

Date Collected: 10/02/20 11:44
Date Received: 10/02/20
Field Prep: Not Specified

Sample Depth:
Matrix: Sediment
Analytical Method: 105,8270D-SIM/680(M)
Analytical Date: 10/22/20 09:07
Analyst: MJS
Percent Solids: 97%

Extraction Method: EPA 3570
Extraction Date: 10/15/20 09:20
Cleanup Method: EPA 3630
Cleanup Date: 10/16/20

| Parameter | Result | Qualifier | Units | RL | MDL | Dilution Factor |
|---|---|---|---|---|---|---|
| PCB Congeners/Homologs - Mansfield Lab | | | | | | |
| Cl1-BZ#1-Cal/RTW | 1.08 | | ug/kg | 1.00 | 0.502 | 5 |
| Cl1-BZ#2 | ND | | ug/kg | 1.00 | 0.502 | 5 |
| Cl1-BZ#3 | 1.65 | | ug/kg | 1.00 | 0.502 | 5 |
| Cl2-BZ#4/#10 | 5.32 | | ug/kg | 2.01 | 1.00 | 5 |
| Cl2-BZ#9 | 1.99 | | ug/kg | 1.00 | 0.502 | 5 |
| Cl2-BZ#7 | 1.19 | | ug/kg | 1.00 | 0.502 | 5 |
| Cl2-BZ#6 | 30.2 | | ug/kg | 1.00 | 0.502 | 5 |
| Cl2-BZ#5 | ND | | ug/kg | 1.00 | 0.502 | 5 |
| Cl2-BZ#8 | 31.5 | | ug/kg | 1.00 | 0.502 | 5 |
| Cl3-BZ#19 | 4.42 | | ug/kg | 1.00 | 0.502 | 5 |
| Cl2-BZ#14 | ND | | ug/kg | 1.00 | 0.502 | 5 |
| Cl3-BZ#30 | ND | | ug/kg | 1.00 | 0.502 | 5 |
| Cl3-BZ#18 | 78.6 | | ug/kg | 1.00 | 0.502 | 5 |
| Cl2-BZ#11 | 8.62 | | ug/kg | 1.00 | 0.502 | 5 |
| Cl3-BZ#17 | 43.4 | | ug/kg | 1.00 | 0.502 | 5 |
| Cl2-BZ#12 | ND | | ug/kg | 1.00 | 0.502 | 5 |
| Cl3-BZ#27 | 10.5 | | ug/kg | 1.00 | 0.502 | 5 |
| Cl2-BZ#13 | 26.8 | | ug/kg | 2.01 | 1.00 | 5 |
| Cl3-BZ#24 | ND | | ug/kg | 1.00 | 0.502 | 5 |
| Cl3-BZ#16 | 16.8 | | ug/kg | 1.00 | 0.502 | 5 |
| Cl3-BZ#32 | 25.9 | | ug/kg | 1.00 | 0.502 | 5 |
| Cl2-BZ#15 | 36.6 | | ug/kg | 1.00 | 0.502 | 5 |
| Cl3-BZ#34 | 2.78 | | ug/kg | 1.00 | 0.502 | 5 |
| Cl3-BZ#23 | ND | | ug/kg | 1.00 | 0.502 | 5 |
| Cl4-BZ#54 | ND | | ug/kg | 1.00 | 0.502 | 5 |
| Cl3-BZ#29-Cal | ND | | ug/kg | 1.00 | 0.502 | 5 |
| Cl4-BZ#50-Cal | ND | | ug/kg | 1.00 | 0.502 | 5 |
| Cl3-BZ#26 | 183 | | ug/kg | 1.00 | 0.502 | 5 |

**Project Name:** NEW BEDFORD HARBOR-LTM **Lab Number:** L2042041

**Project Number:** 60597627 **Report Date:** 10/23/20

## SAMPLE RESULTS

Lab ID: L2042041-10 D Date Collected: 10/02/20 11:44

Client ID: S-220-20FSP20-01 Date Received: 10/02/20

Sample Location: NEW BEDFORD, MA Field Prep: Not Specified

Sample Depth:

| Parameter | Result | Qualifier | Units | RL | MDL | Dilution Factor |
|---|---|---|---|---|---|---|
| PCB Congeners/Homologs - Mansfield Lab | | | | | | |
| Cl3-BZ#25 | 105 | | ug/kg | 1.00 | 0.502 | 5 |
| Cl4-BZ#53 | 25.5 | | ug/kg | 1.00 | 0.502 | 5 |
| Cl3-BZ#-31 | 232 | | ug/kg | 1.00 | 0.502 | 5 |
| Cl3-BZ#28 | 235 | | ug/kg | 1.00 | 0.502 | 5 |
| Cl3-BZ#33 | 27.9 | | ug/kg | 1.00 | 0.502 | 5 |
| Cl4-BZ#51 | 10.8 | | ug/kg | 1.00 | 0.502 | 5 |
| Cl3-BZ#21/#20 | 25.1 | | ug/kg | 2.01 | 1.00 | 5 |
| Cl4-BZ#45 | 16.2 | | ug/kg | 1.00 | 0.502 | 5 |
| Cl3-BZ#22 | 52.3 | | ug/kg | 1.00 | 0.502 | 5 |
| Cl4-BZ#73/#46 | 7.26 | | ug/kg | 2.01 | 1.00 | 5 |
| Cl4-BZ#69 | 1.24 | | ug/kg | 1.00 | 0.502 | 5 |
| Cl4-BZ#43 | 4.00 | | ug/kg | 1.00 | 0.502 | 5 |
| Cl3-BZ#36 | ND | | ug/kg | 1.00 | 0.502 | 5 |
| Cl4-BZ#52 | 334 | | ug/kg | 1.00 | 0.502 | 5 |
| Cl4-BZ#48 | 17.1 | | ug/kg | 1.00 | 0.502 | 5 |
| Cl4-BZ#49 | 325 | | ug/kg | 1.00 | 0.502 | 5 |
| Cl5-BZ#104 | ND | | ug/kg | 1.00 | 0.502 | 5 |
| Cl4-BZ#47 | 113 | | ug/kg | 1.00 | 0.502 | 5 |
| Cl4-BZ#65/#75/#62 | 6.75 | | ug/kg | 3.01 | 1.51 | 5 |
| Cl3-BZ#39 | ND | | ug/kg | 1.00 | 0.502 | 5 |
| Cl3-BZ#38 | ND | | ug/kg | 1.00 | 0.502 | 5 |
| Cl4-BZ#44 | 136 | | ug/kg | 1.00 | 0.502 | 5 |
| Cl4-BZ#59 | 23.8 | | ug/kg | 1.00 | 0.502 | 5 |
| Cl4-BZ#42 | 59.7 | | ug/kg | 1.00 | 0.502 | 5 |
| Cl4-BZ#71 | 40.9 | | ug/kg | 1.00 | 0.502 | 5 |
| Cl3-BZ#35 | 4.65 | | ug/kg | 1.00 | 0.502 | 5 |
| Cl4-BZ#41 | 3.90 | | ug/kg | 1.00 | 0.502 | 5 |
| Cl4-BZ#72 | 12.3 | | ug/kg | 1.00 | 0.502 | 5 |
| Cl5-BZ#96 | 1.80 | | ug/kg | 1.00 | 0.502 | 5 |
| Cl5-BZ#103 | 7.78 | | ug/kg | 1.00 | 0.502 | 5 |
| Cl4-BZ#68/#64 | 97.2 | | ug/kg | 2.01 | 1.00 | 5 |
| Cl4-BZ#40 | 19.6 | | ug/kg | 1.00 | 0.502 | 5 |
| Cl3-BZ#37 | 37.6 | | ug/kg | 1.00 | 0.502 | 5 |
| Cl5-BZ#100 | 6.20 | | ug/kg | 1.00 | 0.502 | 5 |
| Cl5-BZ#94 | 1.84 | | ug/kg | 1.00 | 0.502 | 5 |
| Cl4-BZ#57 | 7.39 | | ug/kg | 1.00 | 0.502 | 5 |
| Cl4-BZ#67/#58 | 26.6 | | ug/kg | 2.01 | 1.00 | 5 |

**Project Name:** NEW BEDFORD HARBOR-LTM **Lab Number:** L2042041

**Project Number:** 60597627 **Report Date:** 10/23/20

## SAMPLE RESULTS

Lab ID: L2042041-10 D
Client ID: S-220-20FSP20-01
Sample Location: NEW BEDFORD, MA

Date Collected: 10/02/20 11:44
Date Received: 10/02/20
Field Prep: Not Specified

Sample Depth:

| Parameter | Result | Qualifier | Units | RL | MDL | Dilution Factor |
|---|---|---|---|---|---|---|
| PCB Congeners/Homologs - Mansfield Lab | | | | | | |
| Cl5-BZ#102 | 11.8 | | ug/kg | 1.00 | 0.502 | 5 |
| Cl4-BZ#61 | ND | | ug/kg | 1.00 | 0.502 | 5 |
| Cl5-BZ#98 | 2.14 | | ug/kg | 1.00 | 0.502 | 5 |
| Cl4-BZ#76 | ND | | ug/kg | 1.00 | 0.502 | 5 |
| Cl5-BZ#93 | 1.18 | | ug/kg | 1.00 | 0.502 | 5 |
| Cl4-BZ#63 | 11.9 | | ug/kg | 1.00 | 0.502 | 5 |
| Cl5-BZ#121/#95/#88 | 184 | | ug/kg | 3.01 | 1.51 | 5 |
| Cl4-BZ#74 | 90.1 | | ug/kg | 1.00 | 0.502 | 5 |
| Cl6-BZ#155 | ND | | ug/kg | 1.00 | 0.502 | 5 |
| Cl4-BZ#70 | 139 | | ug/kg | 1.00 | 0.502 | 5 |
| Cl5-BZ#91 | 89.7 | | ug/kg | 1.00 | 0.502 | 5 |
| Cl4-BZ#66 | 153 | | ug/kg | 1.00 | 0.502 | 5 |
| Cl4-BZ#80 | ND | | ug/kg | 1.00 | 0.502 | 5 |
| Cl4-BZ#55 | ND | | ug/kg | 1.00 | 0.502 | 5 |
| Cl5-BZ#92 | 75.4 | | ug/kg | 1.00 | 0.502 | 5 |
| Cl5-BZ#89/#84 | 71.1 | | ug/kg | 2.01 | 1.00 | 5 |
| Cl5-BZ#101/#90 | 370 | | ug/kg | 2.01 | 1.00 | 5 |
| Cl4-BZ#56 | 53.8 | | ug/kg | 1.00 | 0.502 | 5 |
| Cl5-BZ#113 | 3.66 | | ug/kg | 1.00 | 0.502 | 5 |
| Cl5-BZ#99 | 231 | | ug/kg | 1.00 | 0.502 | 5 |
| Cl6-BZ#150 | 1.58 | | ug/kg | 1.00 | 0.502 | 5 |
| Cl4-BZ#60 | 29.0 | | ug/kg | 1.00 | 0.502 | 5 |
| Cl6-BZ#152 | ND | | ug/kg | 1.00 | 0.502 | 5 |
| Cl5-BZ#119 | 23.2 | | ug/kg | 1.00 | 0.502 | 5 |
| Cl5-BZ#83/#125/#112 | 15.5 | | ug/kg | 3.01 | 1.51 | 5 |
| Cl5-BZ#86/#109 | ND | | ug/kg | 2.01 | 1.00 | 5 |
| Cl6-BZ#145 | ND | | ug/kg | 1.00 | 0.502 | 5 |
| Cl5-BZ#97 | 123 | | ug/kg | 1.00 | 0.502 | 5 |
| Cl6-BZ#148 | 0.938 | J | ug/kg | 1.00 | 0.502 | 5 |
| Cl4-BZ#79 | ND | | ug/kg | 1.00 | 0.502 | 5 |
| Cl5-BZ#116 | ND | | ug/kg | 1.00 | 0.502 | 5 |
| Cl6-BZ#154-Cal | 8.66 | | ug/kg | 1.00 | 0.502 | 5 |
| Cl4-BZ#78 | ND | | ug/kg | 1.00 | 0.502 | 5 |
| Cl5-BZ#87/#111 | 74.4 | | ug/kg | 2.01 | 1.00 | 5 |
| Cl6-BZ#136 | 30.9 | | ug/kg | 1.00 | 0.502 | 5 |
| Cl5-BZ#117 | 13.4 | | ug/kg | 1.00 | 0.502 | 5 |
| Cl5-BZ#115 | 6.69 | | ug/kg | 1.00 | 0.502 | 5 |

**Project Name:** NEW BEDFORD HARBOR-LTM **Lab Number:** L2042041

**Project Number:** 60597627 **Report Date:** 10/23/20

## SAMPLE RESULTS

Lab ID: L2042041-10 D Date Collected: 10/02/20 11:44

Client ID: S-220-20FSP20-01 Date Received: 10/02/20

Sample Location: NEW BEDFORD, MA Field Prep: Not Specified

Sample Depth:

| Parameter | Result | Qualifier | Units | RL | MDL | Dilution Factor |
|---|---|---|---|---|---|---|
| PCB Congeners/Homologs - Mansfield Lab | | | | | | |
| Cl5-BZ#85 | 47.3 | | ug/kg | 1.00 | 0.502 | 5 |
| Cl5-BZ#120 | 3.12 | | ug/kg | 1.00 | 0.502 | 5 |
| Cl5-BZ#110 | 416 | | ug/kg | 1.00 | 0.502 | 5 |
| Cl4-BZ#81 | ND | | ug/kg | 1.00 | 0.502 | 5 |
| Cl6-BZ#151 | 36.2 | | ug/kg | 1.00 | 0.502 | 5 |
| Cl6-BZ#135 | 31.9 | | ug/kg | 1.00 | 0.502 | 5 |
| Cl5-BZ#82 | 20.4 | | ug/kg | 1.00 | 0.502 | 5 |
| Cl6-BZ#144 | 7.95 | | ug/kg | 1.00 | 0.502 | 5 |
| Cl6-BZ#147/#149 | 239 | | ug/kg | 2.01 | 1.00 | 5 |
| Cl4-BZ#77 | 22.0 | | ug/kg | 1.00 | 0.502 | 5 |
| Cl6-BZ#143/#139 | 6.53 | | ug/kg | 2.01 | 1.00 | 5 |
| Cl5-BZ#124 | 10.4 | | ug/kg | 1.00 | 0.502 | 5 |
| Cl6-BZ#140 | 1.51 | | ug/kg | 1.00 | 0.502 | 5 |
| Cl5-BZ#108 | ND | | ug/kg | 1.00 | 0.502 | 5 |
| Cl5-BZ#107/#123 | 28.4 | | ug/kg | 2.01 | 1.00 | 5 |
| Cl7-BZ#188-Cal/RTW | ND | | ug/kg | 1.00 | 0.502 | 5 |
| Cl6-BZ#134 | 17.0 | | ug/kg | 1.00 | 0.502 | 5 |
| Cl5-BZ#106 | ND | | ug/kg | 1.00 | 0.502 | 5 |
| Cl6-BZ#133 | 5.07 | | ug/kg | 1.00 | 0.502 | 5 |
| Cl6-BZ#142 | ND | | ug/kg | 1.00 | 0.502 | 5 |
| Cl5-BZ#118 | 331 | | ug/kg | 1.00 | 0.502 | 5 |
| Cl6-BZ#131 | 4.26 | | ug/kg | 1.00 | 0.502 | 5 |
| Cl7-BZ#184 | ND | | ug/kg | 1.00 | 0.502 | 5 |
| Cl6-BZ#165 | ND | | ug/kg | 1.00 | 0.502 | 5 |
| Cl6-BZ#146 | 44.6 | | ug/kg | 1.00 | 0.502 | 5 |
| Cl6-BZ#161 | ND | | ug/kg | 1.00 | 0.502 | 5 |
| Cl5-BZ#122 | 3.49 | | ug/kg | 1.00 | 0.502 | 5 |
| Cl6-BZ#168 | ND | | ug/kg | 1.00 | 0.502 | 5 |
| Cl5-BZ#114 | 9.33 | | ug/kg | 1.00 | 0.502 | 5 |
| Cl6-BZ#153 | 254 | | ug/kg | 1.00 | 0.502 | 5 |
| Cl6-BZ#132 | 74.8 | | ug/kg | 1.00 | 0.502 | 5 |
| Cl7-BZ#179 | 9.19 | | ug/kg | 1.00 | 0.502 | 5 |
| Cl6-BZ#141 | 27.6 | | ug/kg | 1.00 | 0.502 | 5 |
| Cl7-BZ#176 | 3.19 | | ug/kg | 1.00 | 0.502 | 5 |
| Cl5-BZ#105 | 86.1 | | ug/kg | 1.00 | 0.502 | 5 |
| Cl6-BZ#137 | 18.3 | | ug/kg | 1.00 | 0.502 | 5 |
| Cl5-BZ#127 | ND | | ug/kg | 1.00 | 0.502 | 5 |

**Project Name:** NEW BEDFORD HARBOR-LTM **Lab Number:** L2042041

**Project Number:** 60597627 **Report Date:** 10/23/20

## SAMPLE RESULTS

Lab ID: L2042041-10 D Date Collected: 10/02/20 11:44

Client ID: S-220-20FSP20-01 Date Received: 10/02/20

Sample Location: NEW BEDFORD, MA Field Prep: Not Specified

Sample Depth:

| Parameter | Result | Qualifier | Units | RL | MDL | Dilution Factor |
|---|---|---|---|---|---|---|
| PCB Congeners/Homologs - Mansfield Lab | | | | | | |
| Cl7-BZ#186 | ND | | ug/kg | 1.00 | 0.502 | 5 |
| Cl6-BZ#130/#164 | 44.1 | | ug/kg | 2.01 | 1.00 | 5 |
| Cl7-BZ#178 | 6.18 | | ug/kg | 1.00 | 0.502 | 5 |
| Cl6-BZ#138 | 189 | | ug/kg | 1.00 | 0.502 | 5 |
| Cl6-BZ#163/#160 | 77.4 | | ug/kg | 2.01 | 1.00 | 5 |
| Cl6-BZ#129/#158 | 51.8 | | ug/kg | 2.01 | 1.00 | 5 |
| Cl7-BZ#182/#175 | 1.76 | J | ug/kg | 2.01 | 1.00 | 5 |
| Cl7-BZ#187 | 31.1 | | ug/kg | 1.00 | 0.502 | 5 |
| Cl7-BZ#183 | 15.6 | | ug/kg | 1.00 | 0.502 | 5 |
| Cl6-BZ#166 | 2.18 | | ug/kg | 1.00 | 0.502 | 5 |
| Cl6-BZ#159 | ND | | ug/kg | 1.00 | 0.502 | 5 |
| Cl5-BZ#126 | 2.22 | | ug/kg | 1.00 | 0.502 | 5 |
| Cl7-BZ#185 | 2.67 | | ug/kg | 1.00 | 0.502 | 5 |
| Cl6-BZ#162 | 2.15 | | ug/kg | 1.00 | 0.502 | 5 |
| Cl7-BZ#174 | 16.8 | | ug/kg | 1.00 | 0.502 | 5 |
| Cl6-BZ#128 | 58.4 | | ug/kg | 1.00 | 0.502 | 5 |
| Cl8-BZ#202 | 2.39 | | ug/kg | 1.00 | 0.502 | 5 |
| Cl6-BZ#167 | 15.4 | | ug/kg | 1.00 | 0.502 | 5 |
| Cl7-BZ#181 | 1.38 | | ug/kg | 1.00 | 0.502 | 5 |
| Cl7-BZ#177 | 14.0 | | ug/kg | 1.00 | 0.502 | 5 |
| Cl8-BZ#204/#200-CAL | 1.78 | J | ug/kg | 2.01 | 1.00 | 5 |
| Cl7-BZ#171 | 10.3 | | ug/kg | 1.00 | 0.502 | 5 |
| Cl7-BZ#173 | ND | | ug/kg | 1.00 | 0.502 | 5 |
| Cl8-BZ#197 | ND | | ug/kg | 1.00 | 0.502 | 5 |
| Cl7-BZ#172 | 5.87 | | ug/kg | 1.00 | 0.502 | 5 |
| Cl7-BZ#192 | ND | | ug/kg | 1.00 | 0.502 | 5 |
| Cl6-BZ#156 | 36.6 | | ug/kg | 1.00 | 0.502 | 5 |
| Cl6-BZ#157 | 9.66 | | ug/kg | 1.00 | 0.502 | 5 |
| Cl7-BZ#180 | 39.8 | | ug/kg | 1.00 | 0.502 | 5 |
| Cl7-BZ#193 | 3.19 | | ug/kg | 1.00 | 0.502 | 5 |
| Cl8-BZ#199 | 1.09 | | ug/kg | 1.00 | 0.502 | 5 |
| Cl7-BZ#191 | 1.63 | | ug/kg | 1.00 | 0.502 | 5 |
| Cl8-BZ#198 | ND | | ug/kg | 1.00 | 0.502 | 5 |
| Cl8-BZ#201 | 7.94 | | ug/kg | 1.00 | 0.502 | 5 |
| Cl7-BZ#170 | 32.7 | | ug/kg | 1.00 | 0.502 | 5 |
| Cl7-BZ#190 | 6.39 | | ug/kg | 1.00 | 0.502 | 5 |
| Cl8-BZ#196 | 4.89 | | ug/kg | 1.00 | 0.502 | 5 |

**Project Name:** NEW BEDFORD HARBOR-LTM **Lab Number:** L2042041

**Project Number:** 60597627 **Report Date:** 10/23/20

## SAMPLE RESULTS

Lab ID: L2042041-10 D
Client ID: S-220-20FSP20-01
Sample Location: NEW BEDFORD, MA

Date Collected: 10/02/20 11:44
Date Received: 10/02/20
Field Prep: Not Specified

Sample Depth:

| Parameter | Result | Qualifier | Units | RL | MDL | Dilution Factor |
|---|---|---|---|---|---|---|
| PCB Congeners/Homologs - Mansfield Lab | | | | | | |
| Cl8-BZ#203 | 4.20 | | ug/kg | 1.00 | 0.502 | 5 |
| Cl6-BZ#169 | ND | | ug/kg | 1.00 | 0.502 | 5 |
| Cl9-BZ#208 | 1.85 | | ug/kg | 1.00 | 0.502 | 5 |
| Cl9-BZ#207 | ND | | ug/kg | 1.00 | 0.502 | 5 |
| Cl7-BZ#189 | 3.44 | | ug/kg | 1.00 | 0.502 | 5 |
| Cl8-BZ#195 | 3.55 | | ug/kg | 1.00 | 0.502 | 5 |
| Cl8-BZ#194 | 9.60 | | ug/kg | 1.00 | 0.502 | 5 |
| Cl8-BZ#205 | ND | | ug/kg | 1.00 | 0.502 | 5 |
| Cl9-BZ#206-Cal/RTW | 5.45 | | ug/kg | 1.00 | 0.502 | 5 |
| Cl10-BZ#209-Cal/RTW | 1.92 | | ug/kg | 1.00 | 0.502 | 5 |
| Monochlorobiphenyls | 2.73 | | ug/kg | 1.00 | 0.502 | 5 |
| Dichlorobiphenyls | 142 | | ug/kg | 1.00 | 0.502 | 5 |
| Trichlorobiphenyls | 1080 | | ug/kg | 1.00 | 0.502 | 5 |
| Tetrachlorobiphenyls | 1790 | | ug/kg | 1.00 | 0.502 | 5 |
| Pentachlorobiphenyls | 2270 | | ug/kg | 1.00 | 0.502 | 5 |
| Hexachlorobiphenyls | 1300 | | ug/kg | 1.00 | 0.502 | 5 |
| Heptachlorobiphenyls | 205 | | ug/kg | 1.00 | 0.502 | 5 |
| Octachlorobiphenyls | 35.4 | | ug/kg | 1.00 | 0.502 | 5 |
| Nonachlorobiphenyls | 7.30 | | ug/kg | 1.00 | 0.502 | 5 |
| Decachlorobiphenyl | 1.92 | | ug/kg | 1.00 | 0.502 | 5 |
| Total PCB | 6840 | | ug/kg | 1.00 | NA | 5 |

| Surrogate | % Recovery | Qualifier | Acceptance Criteria |
|---|---|---|---|
| Cl3-BZ#19-C13 (surr) | 76 | | 50-125 |
| Cl8-BZ#202-C13 (surr) | 78 | | 50-125 |

**Project Name:** NEW BEDFORD HARBOR-LTM **Lab Number:** L2042041

**Project Number:** 60597627 **Report Date:** 10/23/20

## SAMPLE RESULTS

Lab ID: L2042041-11 D
Client ID: S-221-20FSP20-01
Sample Location: NEW BEDFORD, MA

Date Collected: 10/02/20 08:11
Date Received: 10/02/20
Field Prep: Not Specified

Sample Depth:
Matrix: Sediment
Analytical Method: 105,8270D-SIM/680(M)
Analytical Date: 10/22/20 10:28
Analyst: MJS
Percent Solids: 97%

Extraction Method: EPA 3570
Extraction Date: 10/15/20 09:20
Cleanup Method: EPA 3630
Cleanup Date: 10/16/20

| Parameter | Result | Qualifier | Units | RL | MDL | Dilution Factor |
|---|---|---|---|---|---|---|
| PCB Congeners/Homologs - Mansfield Lab | | | | | | |
| Cl1-BZ#1-Cal/RTW | 0.519 | J | ug/kg | 1.01 | 0.505 | 5 |
| Cl1-BZ#2 | ND | | ug/kg | 1.01 | 0.505 | 5 |
| Cl1-BZ#3 | 1.25 | | ug/kg | 1.01 | 0.505 | 5 |
| Cl2-BZ#4/#10 | 3.61 | | ug/kg | 2.02 | 1.01 | 5 |
| Cl2-BZ#9 | 1.11 | | ug/kg | 1.01 | 0.505 | 5 |
| Cl2-BZ#7 | 0.834 | J | ug/kg | 1.01 | 0.505 | 5 |
| Cl2-BZ#6 | 17.3 | | ug/kg | 1.01 | 0.505 | 5 |
| Cl2-BZ#5 | ND | | ug/kg | 1.01 | 0.505 | 5 |
| Cl2-BZ#8 | 24.0 | | ug/kg | 1.01 | 0.505 | 5 |
| Cl3-BZ#19 | 2.25 | | ug/kg | 1.01 | 0.505 | 5 |
| Cl2-BZ#14 | ND | | ug/kg | 1.01 | 0.505 | 5 |
| Cl3-BZ#30 | ND | | ug/kg | 1.01 | 0.505 | 5 |
| Cl3-BZ#18 | 47.9 | | ug/kg | 1.01 | 0.505 | 5 |
| Cl2-BZ#11 | 6.43 | | ug/kg | 1.01 | 0.505 | 5 |
| Cl3-BZ#17 | 28.3 | | ug/kg | 1.01 | 0.505 | 5 |
| Cl2-BZ#12 | ND | | ug/kg | 1.01 | 0.505 | 5 |
| Cl3-BZ#27 | 7.88 | | ug/kg | 1.01 | 0.505 | 5 |
| Cl2-BZ#13 | 24.2 | | ug/kg | 2.02 | 1.01 | 5 |
| Cl3-BZ#24 | ND | | ug/kg | 1.01 | 0.505 | 5 |
| Cl3-BZ#16 | 8.12 | | ug/kg | 1.01 | 0.505 | 5 |
| Cl3-BZ#32 | 18.3 | | ug/kg | 1.01 | 0.505 | 5 |
| Cl2-BZ#15 | 36.6 | | ug/kg | 1.01 | 0.505 | 5 |
| Cl3-BZ#34 | 1.93 | | ug/kg | 1.01 | 0.505 | 5 |
| Cl3-BZ#23 | ND | | ug/kg | 1.01 | 0.505 | 5 |
| Cl4-BZ#54 | ND | | ug/kg | 1.01 | 0.505 | 5 |
| Cl3-BZ#29-Cal | ND | | ug/kg | 1.01 | 0.505 | 5 |
| Cl4-BZ#50-Cal | ND | | ug/kg | 1.01 | 0.505 | 5 |
| Cl3-BZ#26 | 126 | | ug/kg | 1.01 | 0.505 | 5 |

**Project Name:** NEW BEDFORD HARBOR-LTM **Lab Number:** L2042041

**Project Number:** 60597627 **Report Date:** 10/23/20

## SAMPLE RESULTS

Lab ID: L2042041-11 D
Client ID: S-221-20FSP20-01
Sample Location: NEW BEDFORD, MA

Date Collected: 10/02/20 08:11
Date Received: 10/02/20
Field Prep: Not Specified

Sample Depth:

| Parameter | Result | Qualifier | Units | RL | MDL | Dilution Factor |
|---|---|---|---|---|---|---|
| PCB Congeners/Homologs - Mansfield Lab | | | | | | |
| Cl3-BZ#25 | 84.7 | | ug/kg | 1.01 | 0.505 | 5 |
| Cl4-BZ#53 | 17.8 | | ug/kg | 1.01 | 0.505 | 5 |
| Cl3-BZ#-31 | 216 | | ug/kg | 1.01 | 0.505 | 5 |
| Cl3-BZ#28 | 236 | | ug/kg | 1.01 | 0.505 | 5 |
| Cl3-BZ#33 | 21.9 | | ug/kg | 1.01 | 0.505 | 5 |
| Cl4-BZ#51 | 6.98 | | ug/kg | 1.01 | 0.505 | 5 |
| Cl3-BZ#21/#20 | 13.7 | | ug/kg | 2.02 | 1.01 | 5 |
| Cl4-BZ#45 | 8.88 | | ug/kg | 1.01 | 0.505 | 5 |
| Cl3-BZ#22 | 42.3 | | ug/kg | 1.01 | 0.505 | 5 |
| Cl4-BZ#73/#46 | 5.21 | | ug/kg | 2.02 | 1.01 | 5 |
| Cl4-BZ#69 | 0.658 | J | ug/kg | 1.01 | 0.505 | 5 |
| Cl4-BZ#43 | 2.73 | | ug/kg | 1.01 | 0.505 | 5 |
| Cl3-BZ#36 | ND | | ug/kg | 1.01 | 0.505 | 5 |
| Cl4-BZ#52 | 211 | | ug/kg | 1.01 | 0.505 | 5 |
| Cl4-BZ#48 | 12.8 | | ug/kg | 1.01 | 0.505 | 5 |
| Cl4-BZ#49 | 255 | | ug/kg | 1.01 | 0.505 | 5 |
| Cl5-BZ#104 | ND | | ug/kg | 1.01 | 0.505 | 5 |
| Cl4-BZ#47 | 97.4 | | ug/kg | 1.01 | 0.505 | 5 |
| Cl4-BZ#65/#75/#62 | 5.63 | | ug/kg | 3.03 | 1.51 | 5 |
| Cl3-BZ#39 | ND | | ug/kg | 1.01 | 0.505 | 5 |
| Cl3-BZ#38 | ND | | ug/kg | 1.01 | 0.505 | 5 |
| Cl4-BZ#44 | 79.7 | | ug/kg | 1.01 | 0.505 | 5 |
| Cl4-BZ#59 | 12.9 | | ug/kg | 1.01 | 0.505 | 5 |
| Cl4-BZ#42 | 41.6 | | ug/kg | 1.01 | 0.505 | 5 |
| Cl4-BZ#71 | 29.6 | | ug/kg | 1.01 | 0.505 | 5 |
| Cl3-BZ#35 | 3.43 | | ug/kg | 1.01 | 0.505 | 5 |
| Cl4-BZ#41 | 3.16 | | ug/kg | 1.01 | 0.505 | 5 |
| Cl4-BZ#72 | 9.70 | | ug/kg | 1.01 | 0.505 | 5 |
| Cl5-BZ#96 | 1.30 | | ug/kg | 1.01 | 0.505 | 5 |
| Cl5-BZ#103 | 6.28 | | ug/kg | 1.01 | 0.505 | 5 |
| Cl4-BZ#68/#64 | 75.1 | | ug/kg | 2.02 | 1.01 | 5 |
| Cl4-BZ#40 | 11.5 | | ug/kg | 1.01 | 0.505 | 5 |
| Cl3-BZ#37 | 35.0 | | ug/kg | 1.01 | 0.505 | 5 |
| Cl5-BZ#100 | 4.65 | | ug/kg | 1.01 | 0.505 | 5 |
| Cl5-BZ#94 | ND | | ug/kg | 1.01 | 0.505 | 5 |
| Cl4-BZ#57 | 4.60 | | ug/kg | 1.01 | 0.505 | 5 |
| Cl4-BZ#67/#58 | 20.9 | | ug/kg | 2.02 | 1.01 | 5 |

**Project Name:** NEW BEDFORD HARBOR-LTM **Lab Number:** L2042041

**Project Number:** 60597627 **Report Date:** 10/23/20

## SAMPLE RESULTS

Lab ID: L2042041-11 D Date Collected: 10/02/20 08:11

Client ID: S-221-20FSP20-01 Date Received: 10/02/20

Sample Location: NEW BEDFORD, MA Field Prep: Not Specified

Sample Depth:

| Parameter | Result | Qualifier | Units | RL | MDL | Dilution Factor |
|---|---|---|---|---|---|---|
| PCB Congeners/Homologs - Mansfield Lab | | | | | | |
| Cl5-BZ#102 | 8.49 | | ug/kg | 1.01 | 0.505 | 5 |
| Cl4-BZ#61 | ND | | ug/kg | 1.01 | 0.505 | 5 |
| Cl5-BZ#98 | 1.88 | | ug/kg | 1.01 | 0.505 | 5 |
| Cl4-BZ#76 | ND | | ug/kg | 1.01 | 0.505 | 5 |
| Cl5-BZ#93 | 0.959 | J | ug/kg | 1.01 | 0.505 | 5 |
| Cl4-BZ#63 | 10.6 | | ug/kg | 1.01 | 0.505 | 5 |
| Cl5-BZ#121/#95/#88 | 98.4 | | ug/kg | 3.03 | 1.51 | 5 |
| Cl4-BZ#74 | 86.4 | | ug/kg | 1.01 | 0.505 | 5 |
| Cl6-BZ#155 | ND | | ug/kg | 1.01 | 0.505 | 5 |
| Cl4-BZ#70 | 108 | | ug/kg | 1.01 | 0.505 | 5 |
| Cl5-BZ#91 | 59.1 | | ug/kg | 1.01 | 0.505 | 5 |
| Cl4-BZ#66 | 140 | | ug/kg | 1.01 | 0.505 | 5 |
| Cl4-BZ#80 | ND | | ug/kg | 1.01 | 0.505 | 5 |
| Cl4-BZ#55 | ND | | ug/kg | 1.01 | 0.505 | 5 |
| Cl5-BZ#92 | 47.2 | | ug/kg | 1.01 | 0.505 | 5 |
| Cl5-BZ#89/#84 | 35.4 | | ug/kg | 2.02 | 1.01 | 5 |
| Cl5-BZ#101/#90 | 259 | | ug/kg | 2.02 | 1.01 | 5 |
| Cl4-BZ#56 | 45.6 | | ug/kg | 1.01 | 0.505 | 5 |
| Cl5-BZ#113 | 2.33 | | ug/kg | 1.01 | 0.505 | 5 |
| Cl5-BZ#99 | 188 | | ug/kg | 1.01 | 0.505 | 5 |
| Cl6-BZ#150 | 1.34 | | ug/kg | 1.01 | 0.505 | 5 |
| Cl4-BZ#60 | 28.6 | | ug/kg | 1.01 | 0.505 | 5 |
| Cl6-BZ#152 | ND | | ug/kg | 1.01 | 0.505 | 5 |
| Cl5-BZ#119 | 18.3 | | ug/kg | 1.01 | 0.505 | 5 |
| Cl5-BZ#83/#125/#112 | 10.2 | | ug/kg | 3.03 | 1.51 | 5 |
| Cl5-BZ#86/#109 | ND | | ug/kg | 2.02 | 1.01 | 5 |
| Cl6-BZ#145 | ND | | ug/kg | 1.01 | 0.505 | 5 |
| Cl5-BZ#97 | 84.3 | | ug/kg | 1.01 | 0.505 | 5 |
| Cl6-BZ#148 | 0.725 | J | ug/kg | 1.01 | 0.505 | 5 |
| Cl4-BZ#79 | ND | | ug/kg | 1.01 | 0.505 | 5 |
| Cl5-BZ#116 | ND | | ug/kg | 1.01 | 0.505 | 5 |
| Cl6-BZ#154-Cal | 7.79 | | ug/kg | 1.01 | 0.505 | 5 |
| Cl4-BZ#78 | ND | | ug/kg | 1.01 | 0.505 | 5 |
| Cl5-BZ#87/#111 | 40.9 | | ug/kg | 2.02 | 1.01 | 5 |
| Cl6-BZ#136 | 16.9 | | ug/kg | 1.01 | 0.505 | 5 |
| Cl5-BZ#117 | 10.0 | | ug/kg | 1.01 | 0.505 | 5 |
| Cl5-BZ#115 | 4.89 | | ug/kg | 1.01 | 0.505 | 5 |

**Project Name:** NEW BEDFORD HARBOR-LTM **Lab Number:** L2042041

**Project Number:** 60597627 **Report Date:** 10/23/20

## SAMPLE RESULTS

Lab ID: L2042041-11 D Date Collected: 10/02/20 08:11

Client ID: S-221-20FSP20-01 Date Received: 10/02/20

Sample Location: NEW BEDFORD, MA Field Prep: Not Specified

Sample Depth:

| Parameter | Result | Qualifier | Units | RL | MDL | Dilution Factor |
|---|---|---|---|---|---|---|
| PCB Congeners/Homologs - Mansfield Lab | | | | | | |
| Cl5-BZ#85 | 32.0 | | ug/kg | 1.01 | 0.505 | 5 |
| Cl5-BZ#120 | 2.00 | | ug/kg | 1.01 | 0.505 | 5 |
| Cl5-BZ#110 | 281 | | ug/kg | 1.01 | 0.505 | 5 |
| Cl4-BZ#81 | ND | | ug/kg | 1.01 | 0.505 | 5 |
| Cl6-BZ#151 | 21.5 | | ug/kg | 1.01 | 0.505 | 5 |
| Cl6-BZ#135 | 20.3 | | ug/kg | 1.01 | 0.505 | 5 |
| Cl5-BZ#82 | 11.6 | | ug/kg | 1.01 | 0.505 | 5 |
| Cl6-BZ#144 | 4.67 | | ug/kg | 1.01 | 0.505 | 5 |
| Cl6-BZ#147/#149 | 171 | | ug/kg | 2.02 | 1.01 | 5 |
| Cl4-BZ#77 | 17.1 | | ug/kg | 1.01 | 0.505 | 5 |
| Cl6-BZ#143/#139 | 4.68 | | ug/kg | 2.02 | 1.01 | 5 |
| Cl5-BZ#124 | 7.05 | | ug/kg | 1.01 | 0.505 | 5 |
| Cl6-BZ#140 | 0.900 | J | ug/kg | 1.01 | 0.505 | 5 |
| Cl5-BZ#108 | ND | | ug/kg | 1.01 | 0.505 | 5 |
| Cl5-BZ#107/#123 | 23.6 | | ug/kg | 2.02 | 1.01 | 5 |
| Cl7-BZ#188-Cal/RTW | ND | | ug/kg | 1.01 | 0.505 | 5 |
| Cl6-BZ#134 | 10.3 | | ug/kg | 1.01 | 0.505 | 5 |
| Cl5-BZ#106 | ND | | ug/kg | 1.01 | 0.505 | 5 |
| Cl6-BZ#133 | 3.35 | | ug/kg | 1.01 | 0.505 | 5 |
| Cl6-BZ#142 | ND | | ug/kg | 1.01 | 0.505 | 5 |
| Cl5-BZ#118 | 255 | | ug/kg | 1.01 | 0.505 | 5 |
| Cl6-BZ#131 | 2.62 | | ug/kg | 1.01 | 0.505 | 5 |
| Cl7-BZ#184 | ND | | ug/kg | 1.01 | 0.505 | 5 |
| Cl6-BZ#165 | ND | | ug/kg | 1.01 | 0.505 | 5 |
| Cl6-BZ#146 | 34.9 | | ug/kg | 1.01 | 0.505 | 5 |
| Cl6-BZ#161 | ND | | ug/kg | 1.01 | 0.505 | 5 |
| Cl5-BZ#122 | 2.65 | | ug/kg | 1.01 | 0.505 | 5 |
| Cl6-BZ#168 | ND | | ug/kg | 1.01 | 0.505 | 5 |
| Cl5-BZ#114 | 8.62 | | ug/kg | 1.01 | 0.505 | 5 |
| Cl6-BZ#153 | 199 | | ug/kg | 1.01 | 0.505 | 5 |
| Cl6-BZ#132 | 45.4 | | ug/kg | 1.01 | 0.505 | 5 |
| Cl7-BZ#179 | 6.19 | | ug/kg | 1.01 | 0.505 | 5 |
| Cl6-BZ#141 | 17.4 | | ug/kg | 1.01 | 0.505 | 5 |
| Cl7-BZ#176 | 2.26 | | ug/kg | 1.01 | 0.505 | 5 |
| Cl5-BZ#105 | 59.1 | | ug/kg | 1.01 | 0.505 | 5 |
| Cl6-BZ#137 | 12.4 | | ug/kg | 1.01 | 0.505 | 5 |
| Cl5-BZ#127 | ND | | ug/kg | 1.01 | 0.505 | 5 |

**Project Name:** NEW BEDFORD HARBOR-LTM **Lab Number:** L2042041

**Project Number:** 60597627 **Report Date:** 10/23/20

## SAMPLE RESULTS

Lab ID: L2042041-11 D Date Collected: 10/02/20 08:11

Client ID: S-221-20FSP20-01 Date Received: 10/02/20

Sample Location: NEW BEDFORD, MA Field Prep: Not Specified

Sample Depth:

| Parameter | Result | Qualifier | Units | RL | MDL | Dilution Factor |
|---|---|---|---|---|---|---|
| PCB Congeners/Homologs - Mansfield Lab | | | | | | |
| Cl7-BZ#186 | ND | | ug/kg | 1.01 | 0.505 | 5 |
| Cl6-BZ#130/#164 | 31.4 | | ug/kg | 2.02 | 1.01 | 5 |
| Cl7-BZ#178 | 5.08 | | ug/kg | 1.01 | 0.505 | 5 |
| Cl6-BZ#138 | 124 | | ug/kg | 1.01 | 0.505 | 5 |
| Cl6-BZ#163/#160 | 53.4 | | ug/kg | 2.02 | 1.01 | 5 |
| Cl6-BZ#129/#158 | 35.8 | | ug/kg | 2.02 | 1.01 | 5 |
| Cl7-BZ#182/#175 | 1.26 | J | ug/kg | 2.02 | 1.01 | 5 |
| Cl7-BZ#187 | 25.6 | | ug/kg | 1.01 | 0.505 | 5 |
| Cl7-BZ#183 | 11.8 | | ug/kg | 1.01 | 0.505 | 5 |
| Cl6-BZ#166 | 2.06 | | ug/kg | 1.01 | 0.505 | 5 |
| Cl6-BZ#159 | ND | | ug/kg | 1.01 | 0.505 | 5 |
| Cl5-BZ#126 | 2.28 | | ug/kg | 1.01 | 0.505 | 5 |
| Cl7-BZ#185 | 1.37 | | ug/kg | 1.01 | 0.505 | 5 |
| Cl6-BZ#162 | 1.32 | | ug/kg | 1.01 | 0.505 | 5 |
| Cl7-BZ#174 | 10.2 | | ug/kg | 1.01 | 0.505 | 5 |
| Cl6-BZ#128 | 39.1 | | ug/kg | 1.01 | 0.505 | 5 |
| Cl8-BZ#202 | 2.20 | | ug/kg | 1.01 | 0.505 | 5 |
| Cl6-BZ#167 | 11.7 | | ug/kg | 1.01 | 0.505 | 5 |
| Cl7-BZ#181 | 0.816 | J | ug/kg | 1.01 | 0.505 | 5 |
| Cl7-BZ#177 | 10.1 | | ug/kg | 1.01 | 0.505 | 5 |
| Cl8-BZ#204/#200-CAL | 1.25 | J | ug/kg | 2.02 | 1.01 | 5 |
| Cl7-BZ#171 | 7.09 | | ug/kg | 1.01 | 0.505 | 5 |
| Cl7-BZ#173 | ND | | ug/kg | 1.01 | 0.505 | 5 |
| Cl8-BZ#197 | ND | | ug/kg | 1.01 | 0.505 | 5 |
| Cl7-BZ#172 | 3.69 | | ug/kg | 1.01 | 0.505 | 5 |
| Cl7-BZ#192 | ND | | ug/kg | 1.01 | 0.505 | 5 |
| Cl6-BZ#156 | 25.4 | | ug/kg | 1.01 | 0.505 | 5 |
| Cl6-BZ#157 | 6.53 | | ug/kg | 1.01 | 0.505 | 5 |
| Cl7-BZ#180 | 29.6 | | ug/kg | 1.01 | 0.505 | 5 |
| Cl7-BZ#193 | 2.78 | | ug/kg | 1.01 | 0.505 | 5 |
| Cl8-BZ#199 | 1.37 | | ug/kg | 1.01 | 0.505 | 5 |
| Cl7-BZ#191 | 1.28 | | ug/kg | 1.01 | 0.505 | 5 |
| Cl8-BZ#198 | ND | | ug/kg | 1.01 | 0.505 | 5 |
| Cl8-BZ#201 | 5.91 | | ug/kg | 1.01 | 0.505 | 5 |
| Cl7-BZ#170 | 23.5 | | ug/kg | 1.01 | 0.505 | 5 |
| Cl7-BZ#190 | 4.15 | | ug/kg | 1.01 | 0.505 | 5 |
| Cl8-BZ#196 | 3.88 | | ug/kg | 1.01 | 0.505 | 5 |

**Project Name:** NEW BEDFORD HARBOR-LTM **Lab Number:** L2042041

**Project Number:** 60597627 **Report Date:** 10/23/20

## SAMPLE RESULTS

Lab ID: L2042041-11 D
Client ID: S-221-20FSP20-01
Sample Location: NEW BEDFORD, MA

Date Collected: 10/02/20 08:11
Date Received: 10/02/20
Field Prep: Not Specified

Sample Depth:

| Parameter | Result | Qualifier | Units | RL | MDL | Dilution Factor |
|---|---|---|---|---|---|---|
| PCB Congeners/Homologs - Mansfield Lab | | | | | | |
| Cl8-BZ#203 | 2.85 | | ug/kg | 1.01 | 0.505 | 5 |
| Cl6-BZ#169 | ND | | ug/kg | 1.01 | 0.505 | 5 |
| Cl9-BZ#208 | 1.39 | | ug/kg | 1.01 | 0.505 | 5 |
| Cl9-BZ#207 | ND | | ug/kg | 1.01 | 0.505 | 5 |
| Cl7-BZ#189 | 3.09 | | ug/kg | 1.01 | 0.505 | 5 |
| Cl8-BZ#195 | 2.17 | | ug/kg | 1.01 | 0.505 | 5 |
| Cl8-BZ#194 | 6.16 | | ug/kg | 1.01 | 0.505 | 5 |
| Cl8-BZ#205 | ND | | ug/kg | 1.01 | 0.505 | 5 |
| Cl9-BZ#206-Cal/RTW | 4.04 | | ug/kg | 1.01 | 0.505 | 5 |
| Cl10-BZ#209-Cal/RTW | 1.70 | | ug/kg | 1.01 | 0.505 | 5 |
| Monochlorobiphenyls | 1.77 | | ug/kg | 1.01 | 0.505 | 5 |
| Dichlorobiphenyls | 114 | | ug/kg | 1.01 | 0.505 | 5 |
| Trichlorobiphenyls | 894 | | ug/kg | 1.01 | 0.505 | 5 |
| Tetrachlorobiphenyls | 1350 | | ug/kg | 1.01 | 0.505 | 5 |
| Pentachlorobiphenyls | 1570 | | ug/kg | 1.01 | 0.505 | 5 |
| Hexachlorobiphenyls | 906 | | ug/kg | 1.01 | 0.505 | 5 |
| Heptachlorobiphenyls | 150 | | ug/kg | 1.01 | 0.505 | 5 |
| Octachlorobiphenyls | 25.8 | | ug/kg | 1.01 | 0.505 | 5 |
| Nonachlorobiphenyls | 5.43 | | ug/kg | 1.01 | 0.505 | 5 |
| Decachlorobiphenyl | 1.70 | | ug/kg | 1.01 | 0.505 | 5 |
| Total PCB | 5010 | | ug/kg | 1.01 | NA | 5 |

| Surrogate | % Recovery | Qualifier | Acceptance Criteria |
|---|---|---|---|
| Cl3-BZ#19-C13 (surr) | 64 | | 50-125 |
| Cl8-BZ#202-C13 (surr) | 78 | | 50-125 |

**Project Name:** NEW BEDFORD HARBOR-LTM **Lab Number:** L2042041

**Project Number:** 60597627 **Report Date:** 10/23/20

## SAMPLE RESULTS

Lab ID: L2042041-12 D
Client ID: S-222-20FSP20-01
Sample Location: NEW BEDFORD, MA

Date Collected: 10/02/20 09:45
Date Received: 10/02/20
Field Prep: Not Specified

Sample Depth:
Matrix: Sediment
Analytical Method: 105,8270D-SIM/680(M)
Analytical Date: 10/22/20 11:49
Analyst: MJS
Percent Solids: 97%

Extraction Method: EPA 3570
Extraction Date: 10/15/20 09:20
Cleanup Method: EPA 3630
Cleanup Date: 10/16/20

| Parameter | Result | Qualifier | Units | RL | MDL | Dilution Factor |
|---|---|---|---|---|---|---|
| PCB Congeners/Homologs - Mansfield Lab | | | | | | |
| Cl1-BZ#1-Cal/RTW | ND | | ug/kg | 1.99 | 0.997 | 10 |
| Cl1-BZ#2 | ND | | ug/kg | 1.99 | 0.997 | 10 |
| Cl1-BZ#3 | 1.87 | J | ug/kg | 1.99 | 0.997 | 10 |
| Cl2-BZ#4/#10 | 5.50 | | ug/kg | 3.99 | 1.99 | 10 |
| Cl2-BZ#9 | 1.56 | J | ug/kg | 1.99 | 0.997 | 10 |
| Cl2-BZ#7 | 1.06 | J | ug/kg | 1.99 | 0.997 | 10 |
| Cl2-BZ#6 | 27.5 | | ug/kg | 1.99 | 0.997 | 10 |
| Cl2-BZ#5 | ND | | ug/kg | 1.99 | 0.997 | 10 |
| Cl2-BZ#8 | 36.2 | | ug/kg | 1.99 | 0.997 | 10 |
| Cl3-BZ#19 | 5.00 | | ug/kg | 1.99 | 0.997 | 10 |
| Cl2-BZ#14 | ND | | ug/kg | 1.99 | 0.997 | 10 |
| Cl3-BZ#30 | ND | | ug/kg | 1.99 | 0.997 | 10 |
| Cl3-BZ#18 | 89.9 | | ug/kg | 1.99 | 0.997 | 10 |
| Cl2-BZ#11 | 9.68 | | ug/kg | 1.99 | 0.997 | 10 |
| Cl3-BZ#17 | 50.0 | | ug/kg | 1.99 | 0.997 | 10 |
| Cl2-BZ#12 | ND | | ug/kg | 1.99 | 0.997 | 10 |
| Cl3-BZ#27 | 14.6 | | ug/kg | 1.99 | 0.997 | 10 |
| Cl2-BZ#13 | 36.0 | | ug/kg | 3.99 | 1.99 | 10 |
| Cl3-BZ#24 | ND | | ug/kg | 1.99 | 0.997 | 10 |
| Cl3-BZ#16 | 15.0 | | ug/kg | 1.99 | 0.997 | 10 |
| Cl3-BZ#32 | 32.6 | | ug/kg | 1.99 | 0.997 | 10 |
| Cl2-BZ#15 | 55.4 | | ug/kg | 1.99 | 0.997 | 10 |
| Cl3-BZ#34 | 2.95 | | ug/kg | 1.99 | 0.997 | 10 |
| Cl3-BZ#23 | ND | | ug/kg | 1.99 | 0.997 | 10 |
| Cl4-BZ#54 | ND | | ug/kg | 1.99 | 0.997 | 10 |
| Cl3-BZ#29-Cal | ND | | ug/kg | 1.99 | 0.997 | 10 |
| Cl4-BZ#50-Cal | ND | | ug/kg | 1.99 | 0.997 | 10 |
| Cl3-BZ#26 | 207 | | ug/kg | 1.99 | 0.997 | 10 |

**Project Name:** NEW BEDFORD HARBOR-LTM **Lab Number:** L2042041

**Project Number:** 60597627 **Report Date:** 10/23/20

## SAMPLE RESULTS

Lab ID: L2042041-12 D Date Collected: 10/02/20 09:45

Client ID: S-222-20FSP20-01 Date Received: 10/02/20

Sample Location: NEW BEDFORD, MA Field Prep: Not Specified

Sample Depth:

| Parameter | Result | Qualifier | Units | RL | MDL | Dilution Factor |
|---|---|---|---|---|---|---|
| PCB Congeners/Homologs - Mansfield Lab | | | | | | |
| Cl3-BZ#25 | 128 | | ug/kg | 1.99 | 0.997 | 10 |
| Cl4-BZ#53 | 35.5 | | ug/kg | 1.99 | 0.997 | 10 |
| Cl3-BZ#-31 | 317 | | ug/kg | 1.99 | 0.997 | 10 |
| Cl3-BZ#28 | 338 | | ug/kg | 1.99 | 0.997 | 10 |
| Cl3-BZ#33 | 37.2 | | ug/kg | 1.99 | 0.997 | 10 |
| Cl4-BZ#51 | 13.2 | | ug/kg | 1.99 | 0.997 | 10 |
| Cl3-BZ#21/#20 | 24.6 | | ug/kg | 3.99 | 1.99 | 10 |
| Cl4-BZ#45 | 18.9 | | ug/kg | 1.99 | 0.997 | 10 |
| Cl3-BZ#22 | 65.1 | | ug/kg | 1.99 | 0.997 | 10 |
| Cl4-BZ#73/#46 | 8.67 | | ug/kg | 3.99 | 1.99 | 10 |
| Cl4-BZ#69 | 1.73 | J | ug/kg | 1.99 | 0.997 | 10 |
| Cl4-BZ#43 | 4.60 | | ug/kg | 1.99 | 0.997 | 10 |
| Cl3-BZ#36 | ND | | ug/kg | 1.99 | 0.997 | 10 |
| Cl4-BZ#52 | 383 | | ug/kg | 1.99 | 0.997 | 10 |
| Cl4-BZ#48 | 23.7 | | ug/kg | 1.99 | 0.997 | 10 |
| Cl4-BZ#49 | 408 | | ug/kg | 1.99 | 0.997 | 10 |
| Cl5-BZ#104 | ND | | ug/kg | 1.99 | 0.997 | 10 |
| Cl4-BZ#47 | 144 | | ug/kg | 1.99 | 0.997 | 10 |
| Cl4-BZ#65/#75/#62 | 8.99 | | ug/kg | 5.98 | 2.99 | 10 |
| Cl3-BZ#39 | ND | | ug/kg | 1.99 | 0.997 | 10 |
| Cl3-BZ#38 | ND | | ug/kg | 1.99 | 0.997 | 10 |
| Cl4-BZ#44 | 157 | | ug/kg | 1.99 | 0.997 | 10 |
| Cl4-BZ#59 | 27.2 | | ug/kg | 1.99 | 0.997 | 10 |
| Cl4-BZ#42 | 71.8 | | ug/kg | 1.99 | 0.997 | 10 |
| Cl4-BZ#71 | 56.0 | | ug/kg | 1.99 | 0.997 | 10 |
| Cl3-BZ#35 | 5.55 | | ug/kg | 1.99 | 0.997 | 10 |
| Cl4-BZ#41 | 5.86 | | ug/kg | 1.99 | 0.997 | 10 |
| Cl4-BZ#72 | 14.4 | | ug/kg | 1.99 | 0.997 | 10 |
| Cl5-BZ#96 | 2.28 | | ug/kg | 1.99 | 0.997 | 10 |
| Cl5-BZ#103 | 9.73 | | ug/kg | 1.99 | 0.997 | 10 |
| Cl4-BZ#68/#64 | 119 | | ug/kg | 3.99 | 1.99 | 10 |
| Cl4-BZ#40 | 24.1 | | ug/kg | 1.99 | 0.997 | 10 |
| Cl3-BZ#37 | 55.0 | | ug/kg | 1.99 | 0.997 | 10 |
| Cl5-BZ#100 | 7.69 | | ug/kg | 1.99 | 0.997 | 10 |
| Cl5-BZ#94 | ND | | ug/kg | 1.99 | 0.997 | 10 |
| Cl4-BZ#57 | 7.54 | | ug/kg | 1.99 | 0.997 | 10 |
| Cl4-BZ#67/#58 | 34.0 | | ug/kg | 3.99 | 1.99 | 10 |

**Project Name:** NEW BEDFORD HARBOR-LTM **Lab Number:** L2042041

**Project Number:** 60597627 **Report Date:** 10/23/20

## SAMPLE RESULTS

Lab ID: L2042041-12 D
Client ID: S-222-20FSP20-01
Sample Location: NEW BEDFORD, MA

Date Collected: 10/02/20 09:45
Date Received: 10/02/20
Field Prep: Not Specified

Sample Depth:

| Parameter | Result | Qualifier | Units | RL | MDL | Dilution Factor |
|---|---|---|---|---|---|---|
| PCB Congeners/Homologs - Mansfield Lab | | | | | | |
| Cl5-BZ#102 | 14.8 | | ug/kg | 1.99 | 0.997 | 10 |
| Cl4-BZ#61 | ND | | ug/kg | 1.99 | 0.997 | 10 |
| Cl5-BZ#98 | 2.56 | | ug/kg | 1.99 | 0.997 | 10 |
| Cl4-BZ#76 | ND | | ug/kg | 1.99 | 0.997 | 10 |
| Cl5-BZ#93 | 1.65 | J | ug/kg | 1.99 | 0.997 | 10 |
| Cl4-BZ#63 | 15.3 | | ug/kg | 1.99 | 0.997 | 10 |
| Cl5-BZ#121/#95/#88 | 195 | | ug/kg | 5.98 | 2.99 | 10 |
| Cl4-BZ#74 | 128 | | ug/kg | 1.99 | 0.997 | 10 |
| Cl6-BZ#155 | ND | | ug/kg | 1.99 | 0.997 | 10 |
| Cl4-BZ#70 | 186 | | ug/kg | 1.99 | 0.997 | 10 |
| Cl5-BZ#91 | 101 | | ug/kg | 1.99 | 0.997 | 10 |
| Cl4-BZ#66 | 216 | | ug/kg | 1.99 | 0.997 | 10 |
| Cl4-BZ#80 | ND | | ug/kg | 1.99 | 0.997 | 10 |
| Cl4-BZ#55 | ND | | ug/kg | 1.99 | 0.997 | 10 |
| Cl5-BZ#92 | 85.9 | | ug/kg | 1.99 | 0.997 | 10 |
| Cl5-BZ#89/#84 | 73.8 | | ug/kg | 3.99 | 1.99 | 10 |
| Cl5-BZ#101/#90 | 440 | | ug/kg | 3.99 | 1.99 | 10 |
| Cl4-BZ#56 | 79.4 | | ug/kg | 1.99 | 0.997 | 10 |
| Cl5-BZ#113 | 4.18 | | ug/kg | 1.99 | 0.997 | 10 |
| Cl5-BZ#99 | 288 | | ug/kg | 1.99 | 0.997 | 10 |
| Cl6-BZ#150 | 2.24 | | ug/kg | 1.99 | 0.997 | 10 |
| Cl4-BZ#60 | 44.3 | | ug/kg | 1.99 | 0.997 | 10 |
| Cl6-BZ#152 | ND | | ug/kg | 1.99 | 0.997 | 10 |
| Cl5-BZ#119 | 28.5 | | ug/kg | 1.99 | 0.997 | 10 |
| Cl5-BZ#83/#125/#112 | 17.2 | | ug/kg | 5.98 | 2.99 | 10 |
| Cl5-BZ#86/#109 | ND | | ug/kg | 3.99 | 1.99 | 10 |
| Cl6-BZ#145 | ND | | ug/kg | 1.99 | 0.997 | 10 |
| Cl5-BZ#97 | 147 | | ug/kg | 1.99 | 0.997 | 10 |
| Cl6-BZ#148 | 1.06 | J | ug/kg | 1.99 | 0.997 | 10 |
| Cl4-BZ#79 | ND | | ug/kg | 1.99 | 0.997 | 10 |
| Cl5-BZ#116 | ND | | ug/kg | 1.99 | 0.997 | 10 |
| Cl6-BZ#154-Cal | 12.2 | | ug/kg | 1.99 | 0.997 | 10 |
| Cl4-BZ#78 | ND | | ug/kg | 1.99 | 0.997 | 10 |
| Cl5-BZ#87/#111 | 78.6 | | ug/kg | 3.99 | 1.99 | 10 |
| Cl6-BZ#136 | 34.8 | | ug/kg | 1.99 | 0.997 | 10 |
| Cl5-BZ#117 | 17.7 | | ug/kg | 1.99 | 0.997 | 10 |
| Cl5-BZ#115 | 5.64 | | ug/kg | 1.99 | 0.997 | 10 |

**Project Name:** NEW BEDFORD HARBOR-LTM **Lab Number:** L2042041

**Project Number:** 60597627 **Report Date:** 10/23/20

## SAMPLE RESULTS

Lab ID: L2042041-12 D Date Collected: 10/02/20 09:45

Client ID: S-222-20FSP20-01 Date Received: 10/02/20

Sample Location: NEW BEDFORD, MA Field Prep: Not Specified

Sample Depth:

| Parameter | Result | Qualifier | Units | RL | MDL | Dilution Factor |
|---|---|---|---|---|---|---|
| PCB Congeners/Homologs - Mansfield Lab | | | | | | |
| Cl5-BZ#85 | 57.0 | | ug/kg | 1.99 | 0.997 | 10 |
| Cl5-BZ#120 | 3.21 | | ug/kg | 1.99 | 0.997 | 10 |
| Cl5-BZ#110 | 485 | | ug/kg | 1.99 | 0.997 | 10 |
| Cl4-BZ#81 | ND | | ug/kg | 1.99 | 0.997 | 10 |
| Cl6-BZ#151 | 39.5 | | ug/kg | 1.99 | 0.997 | 10 |
| Cl6-BZ#135 | 37.1 | | ug/kg | 1.99 | 0.997 | 10 |
| Cl5-BZ#82 | 23.4 | | ug/kg | 1.99 | 0.997 | 10 |
| Cl6-BZ#144 | 8.83 | | ug/kg | 1.99 | 0.997 | 10 |
| Cl6-BZ#147/#149 | 275 | | ug/kg | 3.99 | 1.99 | 10 |
| Cl4-BZ#77 | 28.5 | | ug/kg | 1.99 | 0.997 | 10 |
| Cl6-BZ#143/#139 | 7.19 | | ug/kg | 3.99 | 1.99 | 10 |
| Cl5-BZ#124 | 12.9 | | ug/kg | 1.99 | 0.997 | 10 |
| Cl6-BZ#140 | 1.85 | J | ug/kg | 1.99 | 0.997 | 10 |
| Cl5-BZ#108 | ND | | ug/kg | 1.99 | 0.997 | 10 |
| Cl5-BZ#107/#123 | 34.9 | | ug/kg | 3.99 | 1.99 | 10 |
| Cl7-BZ#188-Cal/RTW | ND | | ug/kg | 1.99 | 0.997 | 10 |
| Cl6-BZ#134 | 18.7 | | ug/kg | 1.99 | 0.997 | 10 |
| Cl5-BZ#106 | ND | | ug/kg | 1.99 | 0.997 | 10 |
| Cl6-BZ#133 | 5.64 | | ug/kg | 1.99 | 0.997 | 10 |
| Cl6-BZ#142 | 7.29 | | ug/kg | 1.99 | 0.997 | 10 |
| Cl5-BZ#118 | 387 | | ug/kg | 1.99 | 0.997 | 10 |
| Cl6-BZ#131 | 5.02 | | ug/kg | 1.99 | 0.997 | 10 |
| Cl7-BZ#184 | ND | | ug/kg | 1.99 | 0.997 | 10 |
| Cl6-BZ#165 | ND | | ug/kg | 1.99 | 0.997 | 10 |
| Cl6-BZ#146 | 53.5 | | ug/kg | 1.99 | 0.997 | 10 |
| Cl6-BZ#161 | ND | | ug/kg | 1.99 | 0.997 | 10 |
| Cl5-BZ#122 | 4.24 | | ug/kg | 1.99 | 0.997 | 10 |
| Cl6-BZ#168 | ND | | ug/kg | 1.99 | 0.997 | 10 |
| Cl5-BZ#114 | 11.5 | | ug/kg | 1.99 | 0.997 | 10 |
| Cl6-BZ#153 | 305 | | ug/kg | 1.99 | 0.997 | 10 |
| Cl6-BZ#132 | 82.7 | | ug/kg | 1.99 | 0.997 | 10 |
| Cl7-BZ#179 | 11.5 | | ug/kg | 1.99 | 0.997 | 10 |
| Cl6-BZ#141 | 30.0 | | ug/kg | 1.99 | 0.997 | 10 |
| Cl7-BZ#176 | 3.52 | | ug/kg | 1.99 | 0.997 | 10 |
| Cl5-BZ#105 | 96.3 | | ug/kg | 1.99 | 0.997 | 10 |
| Cl6-BZ#137 | 20.6 | | ug/kg | 1.99 | 0.997 | 10 |
| Cl5-BZ#127 | ND | | ug/kg | 1.99 | 0.997 | 10 |

**Project Name:** NEW BEDFORD HARBOR-LTM **Lab Number:** L2042041

**Project Number:** 60597627 **Report Date:** 10/23/20

## SAMPLE RESULTS

Lab ID: L2042041-12 D
Client ID: S-222-20FSP20-01
Sample Location: NEW BEDFORD, MA

Date Collected: 10/02/20 09:45
Date Received: 10/02/20
Field Prep: Not Specified

Sample Depth:

| Parameter | Result | Qualifier | Units | RL | MDL | Dilution Factor |
|---|---|---|---|---|---|---|
| PCB Congeners/Homologs - Mansfield Lab | | | | | | |
| Cl7-BZ#186 | ND | | ug/kg | 1.99 | 0.997 | 10 |
| Cl6-BZ#130/#164 | 49.2 | | ug/kg | 3.99 | 1.99 | 10 |
| Cl7-BZ#178 | 7.42 | | ug/kg | 1.99 | 0.997 | 10 |
| Cl6-BZ#138 | 207 | | ug/kg | 1.99 | 0.997 | 10 |
| Cl6-BZ#163/#160 | 89.4 | | ug/kg | 3.99 | 1.99 | 10 |
| Cl6-BZ#129/#158 | 57.4 | | ug/kg | 3.99 | 1.99 | 10 |
| Cl7-BZ#182/#175 | ND | | ug/kg | 3.99 | 1.99 | 10 |
| Cl7-BZ#187 | 36.8 | | ug/kg | 1.99 | 0.997 | 10 |
| Cl7-BZ#183 | 17.1 | | ug/kg | 1.99 | 0.997 | 10 |
| Cl6-BZ#166 | 3.16 | | ug/kg | 1.99 | 0.997 | 10 |
| Cl6-BZ#159 | ND | | ug/kg | 1.99 | 0.997 | 10 |
| Cl5-BZ#126 | 2.99 | | ug/kg | 1.99 | 0.997 | 10 |
| Cl7-BZ#185 | 1.72 | J | ug/kg | 1.99 | 0.997 | 10 |
| Cl6-BZ#162 | 2.05 | | ug/kg | 1.99 | 0.997 | 10 |
| Cl7-BZ#174 | 16.8 | | ug/kg | 1.99 | 0.997 | 10 |
| Cl6-BZ#128 | 65.2 | | ug/kg | 1.99 | 0.997 | 10 |
| Cl8-BZ#202 | 3.75 | | ug/kg | 1.99 | 0.997 | 10 |
| Cl6-BZ#167 | 18.0 | | ug/kg | 1.99 | 0.997 | 10 |
| Cl7-BZ#181 | ND | | ug/kg | 1.99 | 0.997 | 10 |
| Cl7-BZ#177 | 16.7 | | ug/kg | 1.99 | 0.997 | 10 |
| Cl8-BZ#204/#200-CAL | 2.06 | J | ug/kg | 3.99 | 1.99 | 10 |
| Cl7-BZ#171 | 11.6 | | ug/kg | 1.99 | 0.997 | 10 |
| Cl7-BZ#173 | ND | | ug/kg | 1.99 | 0.997 | 10 |
| Cl8-BZ#197 | ND | | ug/kg | 1.99 | 0.997 | 10 |
| Cl7-BZ#172 | 7.21 | | ug/kg | 1.99 | 0.997 | 10 |
| Cl7-BZ#192 | ND | | ug/kg | 1.99 | 0.997 | 10 |
| Cl6-BZ#156 | 39.3 | | ug/kg | 1.99 | 0.997 | 10 |
| Cl6-BZ#157 | 12.8 | | ug/kg | 1.99 | 0.997 | 10 |
| Cl7-BZ#180 | 45.9 | | ug/kg | 1.99 | 0.997 | 10 |
| Cl7-BZ#193 | 3.69 | | ug/kg | 1.99 | 0.997 | 10 |
| Cl8-BZ#199 | 1.99 | | ug/kg | 1.99 | 0.997 | 10 |
| Cl7-BZ#191 | 1.55 | J | ug/kg | 1.99 | 0.997 | 10 |
| Cl8-BZ#198 | ND | | ug/kg | 1.99 | 0.997 | 10 |
| Cl8-BZ#201 | 9.32 | | ug/kg | 1.99 | 0.997 | 10 |
| Cl7-BZ#170 | 35.7 | | ug/kg | 1.99 | 0.997 | 10 |
| Cl7-BZ#190 | 7.39 | | ug/kg | 1.99 | 0.997 | 10 |
| Cl8-BZ#196 | 5.66 | | ug/kg | 1.99 | 0.997 | 10 |

**Project Name:** NEW BEDFORD HARBOR-LTM **Lab Number:** L2042041

**Project Number:** 60597627 **Report Date:** 10/23/20

## SAMPLE RESULTS

Lab ID: L2042041-12 D
Client ID: S-222-20FSP20-01
Sample Location: NEW BEDFORD, MA

Date Collected: 10/02/20 09:45
Date Received: 10/02/20
Field Prep: Not Specified

Sample Depth:

| Parameter | Result | Qualifier | Units | RL | MDL | Dilution Factor |
|---|---|---|---|---|---|---|
| PCB Congeners/Homologs - Mansfield Lab | | | | | | |
| Cl8-BZ#203 | 6.80 | | ug/kg | 1.99 | 0.997 | 10 |
| Cl6-BZ#169 | ND | | ug/kg | 1.99 | 0.997 | 10 |
| Cl9-BZ#208 | 1.96 | J | ug/kg | 1.99 | 0.997 | 10 |
| Cl9-BZ#207 | ND | | ug/kg | 1.99 | 0.997 | 10 |
| Cl7-BZ#189 | 4.36 | | ug/kg | 1.99 | 0.997 | 10 |
| Cl8-BZ#195 | 3.82 | | ug/kg | 1.99 | 0.997 | 10 |
| Cl8-BZ#194 | 11.9 | | ug/kg | 1.99 | 0.997 | 10 |
| Cl8-BZ#205 | ND | | ug/kg | 1.99 | 0.997 | 10 |
| Cl9-BZ#206-Cal/RTW | 6.26 | | ug/kg | 1.99 | 0.997 | 10 |
| Cl10-BZ#209-Cal/RTW | 2.58 | | ug/kg | 1.99 | 0.997 | 10 |
| Monochlorobiphenyls | 1.87 | J | ug/kg | 1.99 | 0.997 | 10 |
| Dichlorobiphenyls | 173 | | ug/kg | 1.99 | 0.997 | 10 |
| Trichlorobiphenyls | 1390 | | ug/kg | 1.99 | 0.997 | 10 |
| Tetrachlorobiphenyls | 2260 | | ug/kg | 1.99 | 0.997 | 10 |
| Pentachlorobiphenyls | 2640 | | ug/kg | 1.99 | 0.997 | 10 |
| Hexachlorobiphenyls | 1490 | | ug/kg | 1.99 | 0.997 | 10 |
| Heptachlorobiphenyls | 229 | | ug/kg | 1.99 | 0.997 | 10 |
| Octachlorobiphenyls | 45.3 | | ug/kg | 1.99 | 0.997 | 10 |
| Nonachlorobiphenyls | 8.22 | | ug/kg | 1.99 | 0.997 | 10 |
| Decachlorobiphenyl | 2.58 | | ug/kg | 1.99 | 0.997 | 10 |
| Total PCB | 8240 | | ug/kg | 1.99 | NA | 10 |

| Surrogate | % Recovery | Qualifier | Acceptance Criteria |
|---|---|---|---|
| Cl3-BZ#19-C13 (surr) | 87 | | 50-125 |
| Cl8-BZ#202-C13 (surr) | 95 | | 50-125 |

**Project Name:** NEW BEDFORD HARBOR-LTM **Lab Number:** L2042041

**Project Number:** 60597627 **Report Date:** 10/23/20

## SAMPLE RESULTS

Lab ID: L2042041-13 D
Client ID: S-224-20FSP20-01
Sample Location: NEW BEDFORD, MA

Date Collected: 10/02/20 09:46
Date Received: 10/02/20
Field Prep: Not Specified

Sample Depth:
Matrix: Sediment
Analytical Method: 105,8270D-SIM/680(M)
Analytical Date: 10/22/20 13:10
Analyst: MJS
Percent Solids: 96%

Extraction Method: EPA 3570
Extraction Date: 10/15/20 09:20
Cleanup Method: EPA 3630
Cleanup Date: 10/16/20

| Parameter | Result | Qualifier | Units | RL | MDL | Dilution Factor |
|---|---|---|---|---|---|---|
| PCB Congeners/Homologs - Mansfield Lab | | | | | | |
| Cl1-BZ#1-Cal/RTW | 1.12 | | ug/kg | 1.04 | 0.518 | 5 |
| Cl1-BZ#2 | ND | | ug/kg | 1.04 | 0.518 | 5 |
| Cl1-BZ#3 | 2.10 | | ug/kg | 1.04 | 0.518 | 5 |
| Cl2-BZ#4/#10 | 4.94 | | ug/kg | 2.07 | 1.04 | 5 |
| Cl2-BZ#9 | 1.81 | | ug/kg | 1.04 | 0.518 | 5 |
| Cl2-BZ#7 | 1.22 | | ug/kg | 1.04 | 0.518 | 5 |
| Cl2-BZ#6 | 25.5 | | ug/kg | 1.04 | 0.518 | 5 |
| Cl2-BZ#5 | ND | | ug/kg | 1.04 | 0.518 | 5 |
| Cl2-BZ#8 | 32.7 | | ug/kg | 1.04 | 0.518 | 5 |
| Cl3-BZ#19 | 3.89 | | ug/kg | 1.04 | 0.518 | 5 |
| Cl2-BZ#14 | ND | | ug/kg | 1.04 | 0.518 | 5 |
| Cl3-BZ#30 | ND | | ug/kg | 1.04 | 0.518 | 5 |
| Cl3-BZ#18 | 71.6 | | ug/kg | 1.04 | 0.518 | 5 |
| Cl2-BZ#11 | 8.51 | | ug/kg | 1.04 | 0.518 | 5 |
| Cl3-BZ#17 | 40.8 | | ug/kg | 1.04 | 0.518 | 5 |
| Cl2-BZ#12 | ND | | ug/kg | 1.04 | 0.518 | 5 |
| Cl3-BZ#27 | 12.2 | | ug/kg | 1.04 | 0.518 | 5 |
| Cl2-BZ#13 | 28.2 | | ug/kg | 2.07 | 1.04 | 5 |
| Cl3-BZ#24 | ND | | ug/kg | 1.04 | 0.518 | 5 |
| Cl3-BZ#16 | 11.2 | | ug/kg | 1.04 | 0.518 | 5 |
| Cl3-BZ#32 | 27.5 | | ug/kg | 1.04 | 0.518 | 5 |
| Cl2-BZ#15 | 44.4 | | ug/kg | 1.04 | 0.518 | 5 |
| Cl3-BZ#34 | 3.06 | | ug/kg | 1.04 | 0.518 | 5 |
| Cl3-BZ#23 | ND | | ug/kg | 1.04 | 0.518 | 5 |
| Cl4-BZ#54 | ND | | ug/kg | 1.04 | 0.518 | 5 |
| Cl3-BZ#29-Cal | ND | | ug/kg | 1.04 | 0.518 | 5 |
| Cl4-BZ#50-Cal | ND | | ug/kg | 1.04 | 0.518 | 5 |
| Cl3-BZ#26 | 164 | | ug/kg | 1.04 | 0.518 | 5 |

**Project Name:** NEW BEDFORD HARBOR-LTM **Lab Number:** L2042041

**Project Number:** 60597627 **Report Date:** 10/23/20

## SAMPLE RESULTS

Lab ID: L2042041-13 D Date Collected: 10/02/20 09:46

Client ID: S-224-20FSP20-01 Date Received: 10/02/20

Sample Location: NEW BEDFORD, MA Field Prep: Not Specified

Sample Depth:

| Parameter | Result | Qualifier | Units | RL | MDL | Dilution Factor |
|---|---|---|---|---|---|---|
| PCB Congeners/Homologs - Mansfield Lab | | | | | | |
| Cl3-BZ#25 | 102 | | ug/kg | 1.04 | 0.518 | 5 |
| Cl4-BZ#53 | 31.8 | | ug/kg | 1.04 | 0.518 | 5 |
| Cl3-BZ#-31 | 255 | | ug/kg | 1.04 | 0.518 | 5 |
| Cl3-BZ#28 | 270 | | ug/kg | 1.04 | 0.518 | 5 |
| Cl3-BZ#33 | 32.9 | | ug/kg | 1.04 | 0.518 | 5 |
| Cl4-BZ#51 | 11.9 | | ug/kg | 1.04 | 0.518 | 5 |
| Cl3-BZ#21/#20 | 13.9 | | ug/kg | 2.07 | 1.04 | 5 |
| Cl4-BZ#45 | 15.4 | | ug/kg | 1.04 | 0.518 | 5 |
| Cl3-BZ#22 | 48.3 | | ug/kg | 1.04 | 0.518 | 5 |
| Cl4-BZ#73/#46 | 7.19 | | ug/kg | 2.07 | 1.04 | 5 |
| Cl4-BZ#69 | 1.29 | | ug/kg | 1.04 | 0.518 | 5 |
| Cl4-BZ#43 | 3.57 | | ug/kg | 1.04 | 0.518 | 5 |
| Cl3-BZ#36 | ND | | ug/kg | 1.04 | 0.518 | 5 |
| Cl4-BZ#52 | 325 | | ug/kg | 1.04 | 0.518 | 5 |
| Cl4-BZ#48 | 18.8 | | ug/kg | 1.04 | 0.518 | 5 |
| Cl4-BZ#49 | 349 | | ug/kg | 1.04 | 0.518 | 5 |
| Cl5-BZ#104 | ND | | ug/kg | 1.04 | 0.518 | 5 |
| Cl4-BZ#47 | 128 | | ug/kg | 1.04 | 0.518 | 5 |
| Cl4-BZ#65/#75/#62 | 8.15 | | ug/kg | 3.11 | 1.56 | 5 |
| Cl3-BZ#39 | 1.86 | | ug/kg | 1.04 | 0.518 | 5 |
| Cl3-BZ#38 | ND | | ug/kg | 1.04 | 0.518 | 5 |
| Cl4-BZ#44 | 118 | | ug/kg | 1.04 | 0.518 | 5 |
| Cl4-BZ#59 | 20.7 | | ug/kg | 1.04 | 0.518 | 5 |
| Cl4-BZ#42 | 56.8 | | ug/kg | 1.04 | 0.518 | 5 |
| Cl4-BZ#71 | 47.2 | | ug/kg | 1.04 | 0.518 | 5 |
| Cl3-BZ#35 | 4.79 | | ug/kg | 1.04 | 0.518 | 5 |
| Cl4-BZ#41 | 4.29 | | ug/kg | 1.04 | 0.518 | 5 |
| Cl4-BZ#72 | 13.6 | | ug/kg | 1.04 | 0.518 | 5 |
| Cl5-BZ#96 | 1.93 | | ug/kg | 1.04 | 0.518 | 5 |
| Cl5-BZ#103 | 8.43 | | ug/kg | 1.04 | 0.518 | 5 |
| Cl4-BZ#68/#64 | 98.4 | | ug/kg | 2.07 | 1.04 | 5 |
| Cl4-BZ#40 | 17.8 | | ug/kg | 1.04 | 0.518 | 5 |
| Cl3-BZ#37 | 45.0 | | ug/kg | 1.04 | 0.518 | 5 |
| Cl5-BZ#100 | 8.73 | | ug/kg | 1.04 | 0.518 | 5 |
| Cl5-BZ#94 | 1.76 | | ug/kg | 1.04 | 0.518 | 5 |
| Cl4-BZ#57 | 6.42 | | ug/kg | 1.04 | 0.518 | 5 |
| Cl4-BZ#67/#58 | 25.2 | | ug/kg | 2.07 | 1.04 | 5 |

**Project Name:** NEW BEDFORD HARBOR-LTM **Lab Number:** L2042041

**Project Number:** 60597627 **Report Date:** 10/23/20

## SAMPLE RESULTS

Lab ID: L2042041-13 D Date Collected: 10/02/20 09:46

Client ID: S-224-20FSP20-01 Date Received: 10/02/20

Sample Location: NEW BEDFORD, MA Field Prep: Not Specified

Sample Depth:

| Parameter | Result | Qualifier | Units | RL | MDL | Dilution Factor |
|---|---|---|---|---|---|---|
| PCB Congeners/Homologs - Mansfield Lab | | | | | | |
| Cl5-BZ#102 | 13.8 | | ug/kg | 1.04 | 0.518 | 5 |
| Cl4-BZ#61 | ND | | ug/kg | 1.04 | 0.518 | 5 |
| Cl5-BZ#98 | 2.54 | | ug/kg | 1.04 | 0.518 | 5 |
| Cl4-BZ#76 | ND | | ug/kg | 1.04 | 0.518 | 5 |
| Cl5-BZ#93 | 1.02 | J | ug/kg | 1.04 | 0.518 | 5 |
| Cl4-BZ#63 | 12.6 | | ug/kg | 1.04 | 0.518 | 5 |
| Cl5-BZ#121/#95/#88 | 163 | | ug/kg | 3.11 | 1.56 | 5 |
| Cl4-BZ#74 | 106 | | ug/kg | 1.04 | 0.518 | 5 |
| Cl6-BZ#155 | ND | | ug/kg | 1.04 | 0.518 | 5 |
| Cl4-BZ#70 | 154 | | ug/kg | 1.04 | 0.518 | 5 |
| Cl5-BZ#91 | 90.3 | | ug/kg | 1.04 | 0.518 | 5 |
| Cl4-BZ#66 | 182 | | ug/kg | 1.04 | 0.518 | 5 |
| Cl4-BZ#80 | ND | | ug/kg | 1.04 | 0.518 | 5 |
| Cl4-BZ#55 | ND | | ug/kg | 1.04 | 0.518 | 5 |
| Cl5-BZ#92 | 71.4 | | ug/kg | 1.04 | 0.518 | 5 |
| Cl5-BZ#89/#84 | 58.5 | | ug/kg | 2.07 | 1.04 | 5 |
| Cl5-BZ#101/#90 | 374 | | ug/kg | 2.07 | 1.04 | 5 |
| Cl4-BZ#56 | 62.2 | | ug/kg | 1.04 | 0.518 | 5 |
| Cl5-BZ#113 | ND | | ug/kg | 1.04 | 0.518 | 5 |
| Cl5-BZ#99 | 254 | | ug/kg | 1.04 | 0.518 | 5 |
| Cl6-BZ#150 | 2.12 | | ug/kg | 1.04 | 0.518 | 5 |
| Cl4-BZ#60 | 34.0 | | ug/kg | 1.04 | 0.518 | 5 |
| Cl6-BZ#152 | 0.525 | J | ug/kg | 1.04 | 0.518 | 5 |
| Cl5-BZ#119 | 25.7 | | ug/kg | 1.04 | 0.518 | 5 |
| Cl5-BZ#83/#125/#112 | 15.6 | | ug/kg | 3.11 | 1.56 | 5 |
| Cl5-BZ#86/#109 | ND | | ug/kg | 2.07 | 1.04 | 5 |
| Cl6-BZ#145 | ND | | ug/kg | 1.04 | 0.518 | 5 |
| Cl5-BZ#97 | 120 | | ug/kg | 1.04 | 0.518 | 5 |
| Cl6-BZ#148 | 0.937 | J | ug/kg | 1.04 | 0.518 | 5 |
| Cl4-BZ#79 | ND | | ug/kg | 1.04 | 0.518 | 5 |
| Cl5-BZ#116 | ND | | ug/kg | 1.04 | 0.518 | 5 |
| Cl6-BZ#154-Cal | 10.8 | | ug/kg | 1.04 | 0.518 | 5 |
| Cl4-BZ#78 | ND | | ug/kg | 1.04 | 0.518 | 5 |
| Cl5-BZ#87/#111 | 63.1 | | ug/kg | 2.07 | 1.04 | 5 |
| Cl6-BZ#136 | 29.0 | | ug/kg | 1.04 | 0.518 | 5 |
| Cl5-BZ#117 | 12.0 | | ug/kg | 1.04 | 0.518 | 5 |
| Cl5-BZ#115 | 6.30 | | ug/kg | 1.04 | 0.518 | 5 |

**Project Name:** NEW BEDFORD HARBOR-LTM **Lab Number:** L2042041

**Project Number:** 60597627 **Report Date:** 10/23/20

## SAMPLE RESULTS

Lab ID: L2042041-13 D Date Collected: 10/02/20 09:46

Client ID: S-224-20FSP20-01 Date Received: 10/02/20

Sample Location: NEW BEDFORD, MA Field Prep: Not Specified

Sample Depth:

| Parameter | Result | Qualifier | Units | RL | MDL | Dilution Factor |
|---|---|---|---|---|---|---|
| PCB Congeners/Homologs - Mansfield Lab | | | | | | |
| Cl5-BZ#85 | 45.0 | | ug/kg | 1.04 | 0.518 | 5 |
| Cl5-BZ#120 | 2.96 | | ug/kg | 1.04 | 0.518 | 5 |
| Cl5-BZ#110 | 393 | | ug/kg | 1.04 | 0.518 | 5 |
| Cl4-BZ#81 | ND | | ug/kg | 1.04 | 0.518 | 5 |
| Cl6-BZ#151 | 35.9 | | ug/kg | 1.04 | 0.518 | 5 |
| Cl6-BZ#135 | 32.2 | | ug/kg | 1.04 | 0.518 | 5 |
| Cl5-BZ#82 | 18.7 | | ug/kg | 1.04 | 0.518 | 5 |
| Cl6-BZ#144 | 6.71 | | ug/kg | 1.04 | 0.518 | 5 |
| Cl6-BZ#147/#149 | 246 | | ug/kg | 2.07 | 1.04 | 5 |
| Cl4-BZ#77 | 19.8 | | ug/kg | 1.04 | 0.518 | 5 |
| Cl6-BZ#143/#139 | 7.05 | | ug/kg | 2.07 | 1.04 | 5 |
| Cl5-BZ#124 | 10.2 | | ug/kg | 1.04 | 0.518 | 5 |
| Cl6-BZ#140 | 1.70 | | ug/kg | 1.04 | 0.518 | 5 |
| Cl5-BZ#108 | ND | | ug/kg | 1.04 | 0.518 | 5 |
| Cl5-BZ#107/#123 | 31.8 | | ug/kg | 2.07 | 1.04 | 5 |
| Cl7-BZ#188-Cal/RTW | ND | | ug/kg | 1.04 | 0.518 | 5 |
| Cl6-BZ#134 | 16.0 | | ug/kg | 1.04 | 0.518 | 5 |
| Cl5-BZ#106 | ND | | ug/kg | 1.04 | 0.518 | 5 |
| Cl6-BZ#133 | 5.10 | | ug/kg | 1.04 | 0.518 | 5 |
| Cl6-BZ#142 | ND | | ug/kg | 1.04 | 0.518 | 5 |
| Cl5-BZ#118 | 348 | | ug/kg | 1.04 | 0.518 | 5 |
| Cl6-BZ#131 | 4.05 | | ug/kg | 1.04 | 0.518 | 5 |
| Cl7-BZ#184 | ND | | ug/kg | 1.04 | 0.518 | 5 |
| Cl6-BZ#165 | ND | | ug/kg | 1.04 | 0.518 | 5 |
| Cl6-BZ#146 | 48.5 | | ug/kg | 1.04 | 0.518 | 5 |
| Cl6-BZ#161 | ND | | ug/kg | 1.04 | 0.518 | 5 |
| Cl5-BZ#122 | 4.10 | | ug/kg | 1.04 | 0.518 | 5 |
| Cl6-BZ#168 | ND | | ug/kg | 1.04 | 0.518 | 5 |
| Cl5-BZ#114 | 11.0 | | ug/kg | 1.04 | 0.518 | 5 |
| Cl6-BZ#153 | 275 | | ug/kg | 1.04 | 0.518 | 5 |
| Cl6-BZ#132 | 67.8 | | ug/kg | 1.04 | 0.518 | 5 |
| Cl7-BZ#179 | 9.77 | | ug/kg | 1.04 | 0.518 | 5 |
| Cl6-BZ#141 | 26.1 | | ug/kg | 1.04 | 0.518 | 5 |
| Cl7-BZ#176 | 3.02 | | ug/kg | 1.04 | 0.518 | 5 |
| Cl5-BZ#105 | 84.3 | | ug/kg | 1.04 | 0.518 | 5 |
| Cl6-BZ#137 | 18.0 | | ug/kg | 1.04 | 0.518 | 5 |
| Cl5-BZ#127 | ND | | ug/kg | 1.04 | 0.518 | 5 |

**Project Name:** NEW BEDFORD HARBOR-LTM **Lab Number:** L2042041

**Project Number:** 60597627 **Report Date:** 10/23/20

## SAMPLE RESULTS

Lab ID: L2042041-13 D Date Collected: 10/02/20 09:46

Client ID: S-224-20FSP20-01 Date Received: 10/02/20

Sample Location: NEW BEDFORD, MA Field Prep: Not Specified

Sample Depth:

| Parameter | Result | Qualifier | Units | RL | MDL | Dilution Factor |
|---|---|---|---|---|---|---|
| PCB Congeners/Homologs - Mansfield Lab | | | | | | |
| Cl7-BZ#186 | ND | | ug/kg | 1.04 | 0.518 | 5 |
| Cl6-BZ#130/#164 | 42.3 | | ug/kg | 2.07 | 1.04 | 5 |
| Cl7-BZ#178 | 7.07 | | ug/kg | 1.04 | 0.518 | 5 |
| Cl6-BZ#138 | 177 | | ug/kg | 1.04 | 0.518 | 5 |
| Cl6-BZ#163/#160 | 75.4 | | ug/kg | 2.07 | 1.04 | 5 |
| Cl6-BZ#129/#158 | 48.4 | | ug/kg | 2.07 | 1.04 | 5 |
| Cl7-BZ#182/#175 | 1.69 | J | ug/kg | 2.07 | 1.04 | 5 |
| Cl7-BZ#187 | 35.8 | | ug/kg | 1.04 | 0.518 | 5 |
| Cl7-BZ#183 | 16.4 | | ug/kg | 1.04 | 0.518 | 5 |
| Cl6-BZ#166 | 2.05 | | ug/kg | 1.04 | 0.518 | 5 |
| Cl6-BZ#159 | ND | | ug/kg | 1.04 | 0.518 | 5 |
| Cl5-BZ#126 | 3.02 | | ug/kg | 1.04 | 0.518 | 5 |
| Cl7-BZ#185 | 2.13 | | ug/kg | 1.04 | 0.518 | 5 |
| Cl6-BZ#162 | 1.83 | | ug/kg | 1.04 | 0.518 | 5 |
| Cl7-BZ#174 | 16.3 | | ug/kg | 1.04 | 0.518 | 5 |
| Cl6-BZ#128 | 56.4 | | ug/kg | 1.04 | 0.518 | 5 |
| Cl8-BZ#202 | 3.28 | | ug/kg | 1.04 | 0.518 | 5 |
| Cl6-BZ#167 | 16.5 | | ug/kg | 1.04 | 0.518 | 5 |
| Cl7-BZ#181 | 1.17 | | ug/kg | 1.04 | 0.518 | 5 |
| Cl7-BZ#177 | 14.3 | | ug/kg | 1.04 | 0.518 | 5 |
| Cl8-BZ#204/#200-CAL | 1.81 | J | ug/kg | 2.07 | 1.04 | 5 |
| Cl7-BZ#171 | 9.22 | | ug/kg | 1.04 | 0.518 | 5 |
| Cl7-BZ#173 | ND | | ug/kg | 1.04 | 0.518 | 5 |
| Cl8-BZ#197 | ND | | ug/kg | 1.04 | 0.518 | 5 |
| Cl7-BZ#172 | 5.22 | | ug/kg | 1.04 | 0.518 | 5 |
| Cl7-BZ#192 | ND | | ug/kg | 1.04 | 0.518 | 5 |
| Cl6-BZ#156 | 36.2 | | ug/kg | 1.04 | 0.518 | 5 |
| Cl6-BZ#157 | 10.2 | | ug/kg | 1.04 | 0.518 | 5 |
| Cl7-BZ#180 | 43.1 | | ug/kg | 1.04 | 0.518 | 5 |
| Cl7-BZ#193 | 3.27 | | ug/kg | 1.04 | 0.518 | 5 |
| Cl8-BZ#199 | 0.987 | J | ug/kg | 1.04 | 0.518 | 5 |
| Cl7-BZ#191 | 1.37 | | ug/kg | 1.04 | 0.518 | 5 |
| Cl8-BZ#198 | ND | | ug/kg | 1.04 | 0.518 | 5 |
| Cl8-BZ#201 | 9.69 | | ug/kg | 1.04 | 0.518 | 5 |
| Cl7-BZ#170 | 32.9 | | ug/kg | 1.04 | 0.518 | 5 |
| Cl7-BZ#190 | 5.37 | | ug/kg | 1.04 | 0.518 | 5 |
| Cl8-BZ#196 | 5.11 | | ug/kg | 1.04 | 0.518 | 5 |

**Project Name:** NEW BEDFORD HARBOR-LTM **Lab Number:** L2042041

**Project Number:** 60597627 **Report Date:** 10/23/20

## SAMPLE RESULTS

Lab ID: L2042041-13 D
Client ID: S-224-20FSP20-01
Sample Location: NEW BEDFORD, MA

Date Collected: 10/02/20 09:46
Date Received: 10/02/20
Field Prep: Not Specified

Sample Depth:

| Parameter | Result | Qualifier | Units | RL | MDL | Dilution Factor |
|---|---|---|---|---|---|---|
| PCB Congeners/Homologs - Mansfield Lab | | | | | | |
| Cl8-BZ#203 | 4.92 | | ug/kg | 1.04 | 0.518 | 5 |
| Cl6-BZ#169 | ND | | ug/kg | 1.04 | 0.518 | 5 |
| Cl9-BZ#208 | 2.00 | | ug/kg | 1.04 | 0.518 | 5 |
| Cl9-BZ#207 | 0.830 | J | ug/kg | 1.04 | 0.518 | 5 |
| Cl7-BZ#189 | 4.07 | | ug/kg | 1.04 | 0.518 | 5 |
| Cl8-BZ#195 | 4.71 | | ug/kg | 1.04 | 0.518 | 5 |
| Cl8-BZ#194 | 11.8 | | ug/kg | 1.04 | 0.518 | 5 |
| Cl8-BZ#205 | ND | | ug/kg | 1.04 | 0.518 | 5 |
| Cl9-BZ#206-Cal/RTW | 5.20 | | ug/kg | 1.04 | 0.518 | 5 |
| Cl10-BZ#209-Cal/RTW | 2.32 | | ug/kg | 1.04 | 0.518 | 5 |
| Monochlorobiphenyls | 3.22 | | ug/kg | 1.04 | 0.518 | 5 |
| Dichlorobiphenyls | 147 | | ug/kg | 1.04 | 0.518 | 5 |
| Trichlorobiphenyls | 1110 | | ug/kg | 1.04 | 0.518 | 5 |
| Tetrachlorobiphenyls | 1880 | | ug/kg | 1.04 | 0.518 | 5 |
| Pentachlorobiphenyls | 2240 | | ug/kg | 1.04 | 0.518 | 5 |
| Hexachlorobiphenyls | 1300 | | ug/kg | 1.04 | 0.518 | 5 |
| Heptachlorobiphenyls | 212 | | ug/kg | 1.04 | 0.518 | 5 |
| Octachlorobiphenyls | 42.3 | | ug/kg | 1.04 | 0.518 | 5 |
| Nonachlorobiphenyls | 8.03 | | ug/kg | 1.04 | 0.518 | 5 |
| Decachlorobiphenyl | 2.32 | | ug/kg | 1.04 | 0.518 | 5 |
| Total PCB | 6950 | | ug/kg | 1.04 | NA | 5 |

| Surrogate | % Recovery | Qualifier | Acceptance Criteria |
|---|---|---|---|
| Cl3-BZ#19-C13 (surr) | 70 | | 50-125 |
| Cl8-BZ#202-C13 (surr) | 78 | | 50-125 |

**Project Name:** NEW BEDFORD HARBOR-LTM **Lab Number:** L2042041

**Project Number:** 60597627 **Report Date:** 10/23/20

## SAMPLE RESULTS

Lab ID: L2042041-14 D
Client ID: S-225-20FSP20-01
Sample Location: NEW BEDFORD, MA

Date Collected: 10/02/20 08:37
Date Received: 10/02/20
Field Prep: Not Specified

Sample Depth:
Matrix: Sediment
Analytical Method: 105,8270D-SIM/680(M)
Analytical Date: 10/22/20 14:31
Analyst: MJS
Percent Solids: 97%

Extraction Method: EPA 3570
Extraction Date: 10/15/20 09:20
Cleanup Method: EPA 3630
Cleanup Date: 10/16/20

| Parameter | Result | Qualifier | Units | RL | MDL | Dilution Factor |
|---|---|---|---|---|---|---|
| PCB Congeners/Homologs - Mansfield Lab | | | | | | |
| Cl1-BZ#1-Cal/RTW | 0.819 | | ug/kg | 0.808 | 0.404 | 4 |
| Cl1-BZ#2 | ND | | ug/kg | 0.808 | 0.404 | 4 |
| Cl1-BZ#3 | 1.24 | | ug/kg | 0.808 | 0.404 | 4 |
| Cl2-BZ#4/#10 | 3.95 | | ug/kg | 1.62 | 0.808 | 4 |
| Cl2-BZ#9 | 1.36 | | ug/kg | 0.808 | 0.404 | 4 |
| Cl2-BZ#7 | 0.896 | | ug/kg | 0.808 | 0.404 | 4 |
| Cl2-BZ#6 | 16.9 | | ug/kg | 0.808 | 0.404 | 4 |
| Cl2-BZ#5 | ND | | ug/kg | 0.808 | 0.404 | 4 |
| Cl2-BZ#8 | 23.9 | | ug/kg | 0.808 | 0.404 | 4 |
| Cl3-BZ#19 | 2.79 | | ug/kg | 0.808 | 0.404 | 4 |
| Cl2-BZ#14 | ND | | ug/kg | 0.808 | 0.404 | 4 |
| Cl3-BZ#30 | ND | | ug/kg | 0.808 | 0.404 | 4 |
| Cl3-BZ#18 | 51.3 | | ug/kg | 0.808 | 0.404 | 4 |
| Cl2-BZ#11 | 5.88 | | ug/kg | 0.808 | 0.404 | 4 |
| Cl3-BZ#17 | 28.5 | | ug/kg | 0.808 | 0.404 | 4 |
| Cl2-BZ#12 | ND | | ug/kg | 0.808 | 0.404 | 4 |
| Cl3-BZ#27 | 7.91 | | ug/kg | 0.808 | 0.404 | 4 |
| Cl2-BZ#13 | 17.4 | | ug/kg | 1.62 | 0.808 | 4 |
| Cl3-BZ#24 | ND | | ug/kg | 0.808 | 0.404 | 4 |
| Cl3-BZ#16 | 9.62 | | ug/kg | 0.808 | 0.404 | 4 |
| Cl3-BZ#32 | 19.0 | | ug/kg | 0.808 | 0.404 | 4 |
| Cl2-BZ#15 | 30.8 | | ug/kg | 0.808 | 0.404 | 4 |
| Cl3-BZ#34 | 2.04 | | ug/kg | 0.808 | 0.404 | 4 |
| Cl3-BZ#23 | ND | | ug/kg | 0.808 | 0.404 | 4 |
| Cl4-BZ#54 | ND | | ug/kg | 0.808 | 0.404 | 4 |
| Cl3-BZ#29-Cal | ND | | ug/kg | 0.808 | 0.404 | 4 |
| Cl4-BZ#50-Cal | ND | | ug/kg | 0.808 | 0.404 | 4 |
| Cl3-BZ#26 | 108 | | ug/kg | 0.808 | 0.404 | 4 |

**Project Name:** NEW BEDFORD HARBOR-LTM **Lab Number:** L2042041

**Project Number:** 60597627 **Report Date:** 10/23/20

## SAMPLE RESULTS

Lab ID: L2042041-14 D
Client ID: S-225-20FSP20-01
Sample Location: NEW BEDFORD, MA

Date Collected: 10/02/20 08:37
Date Received: 10/02/20
Field Prep: Not Specified

Sample Depth:

| Parameter | Result | Qualifier | Units | RL | MDL | Dilution Factor |
|---|---|---|---|---|---|---|
| PCB Congeners/Homologs - Mansfield Lab | | | | | | |
| Cl3-BZ#25 | 67.3 | | ug/kg | 0.808 | 0.404 | 4 |
| Cl4-BZ#53 | 18.8 | | ug/kg | 0.808 | 0.404 | 4 |
| Cl3-BZ#-31 | 173 | | ug/kg | 0.808 | 0.404 | 4 |
| Cl3-BZ#28 | 183 | | ug/kg | 0.808 | 0.404 | 4 |
| Cl3-BZ#33 | 25.3 | | ug/kg | 0.808 | 0.404 | 4 |
| Cl4-BZ#51 | 7.60 | | ug/kg | 0.808 | 0.404 | 4 |
| Cl3-BZ#21/#20 | 10.3 | | ug/kg | 1.62 | 0.808 | 4 |
| Cl4-BZ#45 | 12.2 | | ug/kg | 0.808 | 0.404 | 4 |
| Cl3-BZ#22 | 36.9 | | ug/kg | 0.808 | 0.404 | 4 |
| Cl4-BZ#73/#46 | 5.24 | | ug/kg | 1.62 | 0.808 | 4 |
| Cl4-BZ#69 | 1.18 | | ug/kg | 0.808 | 0.404 | 4 |
| Cl4-BZ#43 | 3.54 | | ug/kg | 0.808 | 0.404 | 4 |
| Cl3-BZ#36 | ND | | ug/kg | 0.808 | 0.404 | 4 |
| Cl4-BZ#52 | 206 | | ug/kg | 0.808 | 0.404 | 4 |
| Cl4-BZ#48 | 13.1 | | ug/kg | 0.808 | 0.404 | 4 |
| Cl4-BZ#49 | 218 | | ug/kg | 0.808 | 0.404 | 4 |
| Cl5-BZ#104 | ND | | ug/kg | 0.808 | 0.404 | 4 |
| Cl4-BZ#47 | 79.6 | | ug/kg | 0.808 | 0.404 | 4 |
| Cl4-BZ#65/#75/#62 | 4.94 | | ug/kg | 2.42 | 1.21 | 4 |
| Cl3-BZ#39 | ND | | ug/kg | 0.808 | 0.404 | 4 |
| Cl3-BZ#38 | ND | | ug/kg | 0.808 | 0.404 | 4 |
| Cl4-BZ#44 | 84.8 | | ug/kg | 0.808 | 0.404 | 4 |
| Cl4-BZ#59 | 15.3 | | ug/kg | 0.808 | 0.404 | 4 |
| Cl4-BZ#42 | 41.3 | | ug/kg | 0.808 | 0.404 | 4 |
| Cl4-BZ#71 | 32.3 | | ug/kg | 0.808 | 0.404 | 4 |
| Cl3-BZ#35 | 3.36 | | ug/kg | 0.808 | 0.404 | 4 |
| Cl4-BZ#41 | 4.64 | | ug/kg | 0.808 | 0.404 | 4 |
| Cl4-BZ#72 | 8.56 | | ug/kg | 0.808 | 0.404 | 4 |
| Cl5-BZ#96 | 1.32 | | ug/kg | 0.808 | 0.404 | 4 |
| Cl5-BZ#103 | 5.66 | | ug/kg | 0.808 | 0.404 | 4 |
| Cl4-BZ#68/#64 | 68.3 | | ug/kg | 1.62 | 0.808 | 4 |
| Cl4-BZ#40 | 13.0 | | ug/kg | 0.808 | 0.404 | 4 |
| Cl3-BZ#37 | 32.4 | | ug/kg | 0.808 | 0.404 | 4 |
| Cl5-BZ#100 | 4.20 | | ug/kg | 0.808 | 0.404 | 4 |
| Cl5-BZ#94 | 1.27 | | ug/kg | 0.808 | 0.404 | 4 |
| Cl4-BZ#57 | 4.10 | | ug/kg | 0.808 | 0.404 | 4 |
| Cl4-BZ#67/#58 | 18.4 | | ug/kg | 1.62 | 0.808 | 4 |

**Project Name:** NEW BEDFORD HARBOR-LTM **Lab Number:** L2042041

**Project Number:** 60597627 **Report Date:** 10/23/20

## SAMPLE RESULTS

Lab ID: L2042041-14 D Date Collected: 10/02/20 08:37

Client ID: S-225-20FSP20-01 Date Received: 10/02/20

Sample Location: NEW BEDFORD, MA Field Prep: Not Specified

Sample Depth:

| Parameter | Result | Qualifier | Units | RL | MDL | Dilution Factor |
|---|---|---|---|---|---|---|
| PCB Congeners/Homologs - Mansfield Lab | | | | | | |
| Cl5-BZ#102 | 8.18 | | ug/kg | 0.808 | 0.404 | 4 |
| Cl4-BZ#61 | ND | | ug/kg | 0.808 | 0.404 | 4 |
| Cl5-BZ#98 | 1.78 | | ug/kg | 0.808 | 0.404 | 4 |
| Cl4-BZ#76 | ND | | ug/kg | 0.808 | 0.404 | 4 |
| Cl5-BZ#93 | 0.643 | J | ug/kg | 0.808 | 0.404 | 4 |
| Cl4-BZ#63 | 7.84 | | ug/kg | 0.808 | 0.404 | 4 |
| Cl5-BZ#121/#95/#88 | 107 | | ug/kg | 2.42 | 1.21 | 4 |
| Cl4-BZ#74 | 73.7 | | ug/kg | 0.808 | 0.404 | 4 |
| Cl6-BZ#155 | ND | | ug/kg | 0.808 | 0.404 | 4 |
| Cl4-BZ#70 | 108 | | ug/kg | 0.808 | 0.404 | 4 |
| Cl5-BZ#91 | 55.4 | | ug/kg | 0.808 | 0.404 | 4 |
| Cl4-BZ#66 | 126 | | ug/kg | 0.808 | 0.404 | 4 |
| Cl4-BZ#80 | ND | | ug/kg | 0.808 | 0.404 | 4 |
| Cl4-BZ#55 | ND | | ug/kg | 0.808 | 0.404 | 4 |
| Cl5-BZ#92 | 46.6 | | ug/kg | 0.808 | 0.404 | 4 |
| Cl5-BZ#89/#84 | 40.4 | | ug/kg | 1.62 | 0.808 | 4 |
| Cl5-BZ#101/#90 | 239 | | ug/kg | 1.62 | 0.808 | 4 |
| Cl4-BZ#56 | 44.5 | | ug/kg | 0.808 | 0.404 | 4 |
| Cl5-BZ#113 | 1.88 | | ug/kg | 0.808 | 0.404 | 4 |
| Cl5-BZ#99 | 161 | | ug/kg | 0.808 | 0.404 | 4 |
| Cl6-BZ#150 | 1.27 | | ug/kg | 0.808 | 0.404 | 4 |
| Cl4-BZ#60 | 25.2 | | ug/kg | 0.808 | 0.404 | 4 |
| Cl6-BZ#152 | ND | | ug/kg | 0.808 | 0.404 | 4 |
| Cl5-BZ#119 | 15.2 | | ug/kg | 0.808 | 0.404 | 4 |
| Cl5-BZ#83/#125/#112 | 10.5 | | ug/kg | 2.42 | 1.21 | 4 |
| Cl5-BZ#86/#109 | ND | | ug/kg | 1.62 | 0.808 | 4 |
| Cl6-BZ#145 | ND | | ug/kg | 0.808 | 0.404 | 4 |
| Cl5-BZ#97 | 78.2 | | ug/kg | 0.808 | 0.404 | 4 |
| Cl6-BZ#148 | 0.862 | | ug/kg | 0.808 | 0.404 | 4 |
| Cl4-BZ#79 | ND | | ug/kg | 0.808 | 0.404 | 4 |
| Cl5-BZ#116 | ND | | ug/kg | 0.808 | 0.404 | 4 |
| Cl6-BZ#154-Cal | 6.99 | | ug/kg | 0.808 | 0.404 | 4 |
| Cl4-BZ#78 | ND | | ug/kg | 0.808 | 0.404 | 4 |
| Cl5-BZ#87/#111 | 44.2 | | ug/kg | 1.62 | 0.808 | 4 |
| Cl6-BZ#136 | 18.8 | | ug/kg | 0.808 | 0.404 | 4 |
| Cl5-BZ#117 | 8.08 | | ug/kg | 0.808 | 0.404 | 4 |
| Cl5-BZ#115 | 3.87 | | ug/kg | 0.808 | 0.404 | 4 |

**Project Name:** NEW BEDFORD HARBOR-LTM **Lab Number:** L2042041

**Project Number:** 60597627 **Report Date:** 10/23/20

## SAMPLE RESULTS

Lab ID: L2042041-14 D Date Collected: 10/02/20 08:37

Client ID: S-225-20FSP20-01 Date Received: 10/02/20

Sample Location: NEW BEDFORD, MA Field Prep: Not Specified

Sample Depth:

| Parameter | Result | Qualifier | Units | RL | MDL | Dilution Factor |
|---|---|---|---|---|---|---|
| PCB Congeners/Homologs - Mansfield Lab | | | | | | |
| Cl5-BZ#85 | 33.4 | | ug/kg | 0.808 | 0.404 | 4 |
| Cl5-BZ#120 | 2.74 | | ug/kg | 0.808 | 0.404 | 4 |
| Cl5-BZ#110 | 259 | | ug/kg | 0.808 | 0.404 | 4 |
| Cl4-BZ#81 | ND | | ug/kg | 0.808 | 0.404 | 4 |
| Cl6-BZ#151 | 23.1 | | ug/kg | 0.808 | 0.404 | 4 |
| Cl6-BZ#135 | 20.4 | | ug/kg | 0.808 | 0.404 | 4 |
| Cl5-BZ#82 | 13.4 | | ug/kg | 0.808 | 0.404 | 4 |
| Cl6-BZ#144 | 4.64 | | ug/kg | 0.808 | 0.404 | 4 |
| Cl6-BZ#147/#149 | 157 | | ug/kg | 1.62 | 0.808 | 4 |
| Cl4-BZ#77 | 16.5 | | ug/kg | 0.808 | 0.404 | 4 |
| Cl6-BZ#143/#139 | 3.87 | | ug/kg | 1.62 | 0.808 | 4 |
| Cl5-BZ#124 | 6.09 | | ug/kg | 0.808 | 0.404 | 4 |
| Cl6-BZ#140 | 0.950 | | ug/kg | 0.808 | 0.404 | 4 |
| Cl5-BZ#108 | ND | | ug/kg | 0.808 | 0.404 | 4 |
| Cl5-BZ#107/#123 | 21.2 | | ug/kg | 1.62 | 0.808 | 4 |
| Cl7-BZ#188-Cal/RTW | ND | | ug/kg | 0.808 | 0.404 | 4 |
| Cl6-BZ#134 | 10.7 | | ug/kg | 0.808 | 0.404 | 4 |
| Cl5-BZ#106 | ND | | ug/kg | 0.808 | 0.404 | 4 |
| Cl6-BZ#133 | 3.33 | | ug/kg | 0.808 | 0.404 | 4 |
| Cl6-BZ#142 | ND | | ug/kg | 0.808 | 0.404 | 4 |
| Cl5-BZ#118 | 227 | | ug/kg | 0.808 | 0.404 | 4 |
| Cl6-BZ#131 | 2.88 | | ug/kg | 0.808 | 0.404 | 4 |
| Cl7-BZ#184 | ND | | ug/kg | 0.808 | 0.404 | 4 |
| Cl6-BZ#165 | ND | | ug/kg | 0.808 | 0.404 | 4 |
| Cl6-BZ#146 | 31.5 | | ug/kg | 0.808 | 0.404 | 4 |
| Cl6-BZ#161 | ND | | ug/kg | 0.808 | 0.404 | 4 |
| Cl5-BZ#122 | 1.98 | | ug/kg | 0.808 | 0.404 | 4 |
| Cl6-BZ#168 | ND | | ug/kg | 0.808 | 0.404 | 4 |
| Cl5-BZ#114 | 6.36 | | ug/kg | 0.808 | 0.404 | 4 |
| Cl6-BZ#153 | 178 | | ug/kg | 0.808 | 0.404 | 4 |
| Cl6-BZ#132 | 47.8 | | ug/kg | 0.808 | 0.404 | 4 |
| Cl7-BZ#179 | 6.62 | | ug/kg | 0.808 | 0.404 | 4 |
| Cl6-BZ#141 | 15.7 | | ug/kg | 0.808 | 0.404 | 4 |
| Cl7-BZ#176 | 2.46 | | ug/kg | 0.808 | 0.404 | 4 |
| Cl5-BZ#105 | 58.1 | | ug/kg | 0.808 | 0.404 | 4 |
| Cl6-BZ#137 | 11.3 | | ug/kg | 0.808 | 0.404 | 4 |
| Cl5-BZ#127 | ND | | ug/kg | 0.808 | 0.404 | 4 |

**Project Name:** NEW BEDFORD HARBOR-LTM **Lab Number:** L2042041

**Project Number:** 60597627 **Report Date:** 10/23/20

## SAMPLE RESULTS

Lab ID: L2042041-14 D Date Collected: 10/02/20 08:37

Client ID: S-225-20FSP20-01 Date Received: 10/02/20

Sample Location: NEW BEDFORD, MA Field Prep: Not Specified

Sample Depth:

| Parameter | Result | Qualifier | Units | RL | MDL | Dilution Factor |
|---|---|---|---|---|---|---|
| PCB Congeners/Homologs - Mansfield Lab | | | | | | |
| Cl7-BZ#186 | ND | | ug/kg | 0.808 | 0.404 | 4 |
| Cl6-BZ#130/#164 | 29.1 | | ug/kg | 1.62 | 0.808 | 4 |
| Cl7-BZ#178 | 4.18 | | ug/kg | 0.808 | 0.404 | 4 |
| Cl6-BZ#138 | 118 | | ug/kg | 0.808 | 0.404 | 4 |
| Cl6-BZ#163/#160 | 52.6 | | ug/kg | 1.62 | 0.808 | 4 |
| Cl6-BZ#129/#158 | 31.7 | | ug/kg | 1.62 | 0.808 | 4 |
| Cl7-BZ#182/#175 | 1.13 | J | ug/kg | 1.62 | 0.808 | 4 |
| Cl7-BZ#187 | 23.3 | | ug/kg | 0.808 | 0.404 | 4 |
| Cl7-BZ#183 | 10.9 | | ug/kg | 0.808 | 0.404 | 4 |
| Cl6-BZ#166 | 1.82 | | ug/kg | 0.808 | 0.404 | 4 |
| Cl6-BZ#159 | ND | | ug/kg | 0.808 | 0.404 | 4 |
| Cl5-BZ#126 | 1.86 | | ug/kg | 0.808 | 0.404 | 4 |
| Cl7-BZ#185 | 1.47 | | ug/kg | 0.808 | 0.404 | 4 |
| Cl6-BZ#162 | 1.46 | | ug/kg | 0.808 | 0.404 | 4 |
| Cl7-BZ#174 | 9.76 | | ug/kg | 0.808 | 0.404 | 4 |
| Cl6-BZ#128 | 37.2 | | ug/kg | 0.808 | 0.404 | 4 |
| Cl8-BZ#202 | 2.06 | | ug/kg | 0.808 | 0.404 | 4 |
| Cl6-BZ#167 | 10.4 | | ug/kg | 0.808 | 0.404 | 4 |
| Cl7-BZ#181 | 0.704 | J | ug/kg | 0.808 | 0.404 | 4 |
| Cl7-BZ#177 | 9.63 | | ug/kg | 0.808 | 0.404 | 4 |
| Cl8-BZ#204/#200-CAL | 1.25 | J | ug/kg | 1.62 | 0.808 | 4 |
| Cl7-BZ#171 | 6.27 | | ug/kg | 0.808 | 0.404 | 4 |
| Cl7-BZ#173 | ND | | ug/kg | 0.808 | 0.404 | 4 |
| Cl8-BZ#197 | ND | | ug/kg | 0.808 | 0.404 | 4 |
| Cl7-BZ#172 | 3.91 | | ug/kg | 0.808 | 0.404 | 4 |
| Cl7-BZ#192 | ND | | ug/kg | 0.808 | 0.404 | 4 |
| Cl6-BZ#156 | 23.2 | | ug/kg | 0.808 | 0.404 | 4 |
| Cl6-BZ#157 | 6.51 | | ug/kg | 0.808 | 0.404 | 4 |
| Cl7-BZ#180 | 27.0 | | ug/kg | 0.808 | 0.404 | 4 |
| Cl7-BZ#193 | 2.38 | | ug/kg | 0.808 | 0.404 | 4 |
| Cl8-BZ#199 | ND | | ug/kg | 0.808 | 0.404 | 4 |
| Cl7-BZ#191 | 1.13 | | ug/kg | 0.808 | 0.404 | 4 |
| Cl8-BZ#198 | ND | | ug/kg | 0.808 | 0.404 | 4 |
| Cl8-BZ#201 | 5.25 | | ug/kg | 0.808 | 0.404 | 4 |
| Cl7-BZ#170 | 21.7 | | ug/kg | 0.808 | 0.404 | 4 |
| Cl7-BZ#190 | 4.07 | | ug/kg | 0.808 | 0.404 | 4 |
| Cl8-BZ#196 | 2.68 | | ug/kg | 0.808 | 0.404 | 4 |

**Project Name:** NEW BEDFORD HARBOR-LTM **Lab Number:** L2042041

**Project Number:** 60597627 **Report Date:** 10/23/20

## SAMPLE RESULTS

Lab ID: L2042041-14 D
Client ID: S-225-20FSP20-01
Sample Location: NEW BEDFORD, MA

Date Collected: 10/02/20 08:37
Date Received: 10/02/20
Field Prep: Not Specified

Sample Depth:

| Parameter | Result | Qualifier | Units | RL | MDL | Dilution Factor |
|---|---|---|---|---|---|---|
| PCB Congeners/Homologs - Mansfield Lab | | | | | | |
| Cl8-BZ#203 | 3.74 | | ug/kg | 0.808 | 0.404 | 4 |
| Cl6-BZ#169 | ND | | ug/kg | 0.808 | 0.404 | 4 |
| Cl9-BZ#208 | 1.48 | | ug/kg | 0.808 | 0.404 | 4 |
| Cl9-BZ#207 | ND | | ug/kg | 0.808 | 0.404 | 4 |
| Cl7-BZ#189 | 2.98 | | ug/kg | 0.808 | 0.404 | 4 |
| Cl8-BZ#195 | 2.66 | | ug/kg | 0.808 | 0.404 | 4 |
| Cl8-BZ#194 | 6.02 | | ug/kg | 0.808 | 0.404 | 4 |
| Cl8-BZ#205 | ND | | ug/kg | 0.808 | 0.404 | 4 |
| Cl9-BZ#206-Cal/RTW | 2.96 | | ug/kg | 0.808 | 0.404 | 4 |
| Cl10-BZ#209-Cal/RTW | 1.72 | | ug/kg | 0.808 | 0.404 | 4 |
| Monochlorobiphenyls | 2.06 | | ug/kg | 0.808 | 0.404 | 4 |
| Dichlorobiphenyls | 101 | | ug/kg | 0.808 | 0.404 | 4 |
| Trichlorobiphenyls | 761 | | ug/kg | 0.808 | 0.404 | 4 |
| Tetrachlorobiphenyls | 1260 | | ug/kg | 0.808 | 0.404 | 4 |
| Pentachlorobiphenyls | 1470 | | ug/kg | 0.808 | 0.404 | 4 |
| Hexachlorobiphenyls | 851 | | ug/kg | 0.808 | 0.404 | 4 |
| Heptachlorobiphenyls | 140 | | ug/kg | 0.808 | 0.404 | 4 |
| Octachlorobiphenyls | 23.7 | | ug/kg | 0.808 | 0.404 | 4 |
| Nonachlorobiphenyls | 4.44 | | ug/kg | 0.808 | 0.404 | 4 |
| Decachlorobiphenyl | 1.72 | | ug/kg | 0.808 | 0.404 | 4 |
| Total PCB | 4610 | | ug/kg | 0.808 | NA | 4 |

| Surrogate | % Recovery | Qualifier | Acceptance Criteria |
|---|---|---|---|
| Cl3-BZ#19-C13 (surr) | 68 | | 50-125 |
| Cl8-BZ#202-C13 (surr) | 74 | | 50-125 |

**Project Name:** NEW BEDFORD HARBOR-LTM
**Project Number:** 60597627

**Lab Number:** L2042041
**Report Date:** 10/23/20

# Method Blank Analysis
## Batch Quality Control

Analytical Method: 105,8270D-SIM/680(M)
Analytical Date: 10/19/20 16:44
Analyst: SV

Extraction Method: EPA 3570
Extraction Date: 10/12/20 11:30
Cleanup Method: EPA 3630
Cleanup Date: 10/13/20

| Parameter | Result | Qualifier | Units | RL | MDL |
|---|---|---|---|---|---|
| PCB Congeners/Homologs - Mansfield Lab for sample(s): 01-04 Batch: WG1421004-1 | | | | | |
| Cl1-BZ#1-Cal/RTW | ND | | ug/kg | 0.200 | 0.100 |
| Cl1-BZ#2 | ND | | ug/kg | 0.200 | 0.100 |
| Cl1-BZ#3 | ND | | ug/kg | 0.200 | 0.100 |
| Cl2-BZ#4/#10 | ND | | ug/kg | 0.400 | 0.200 |
| Cl2-BZ#9 | ND | | ug/kg | 0.200 | 0.100 |
| Cl2-BZ#7 | ND | | ug/kg | 0.200 | 0.100 |
| Cl2-BZ#6 | ND | | ug/kg | 0.200 | 0.100 |
| Cl2-BZ#5 | ND | | ug/kg | 0.200 | 0.100 |
| Cl2-BZ#8 | ND | | ug/kg | 0.200 | 0.100 |
| Cl3-BZ#19 | ND | | ug/kg | 0.200 | 0.100 |
| Cl2-BZ#14 | ND | | ug/kg | 0.200 | 0.100 |
| Cl3-BZ#30 | ND | | ug/kg | 0.200 | 0.100 |
| Cl3-BZ#18 | ND | | ug/kg | 0.200 | 0.100 |
| Cl2-BZ#11 | ND | | ug/kg | 0.200 | 0.100 |
| Cl3-BZ#17 | ND | | ug/kg | 0.200 | 0.100 |
| Cl2-BZ#12 | ND | | ug/kg | 0.200 | 0.100 |
| Cl3-BZ#27 | ND | | ug/kg | 0.200 | 0.100 |
| Cl2-BZ#13 | ND | | ug/kg | 0.400 | 0.200 |
| Cl3-BZ#24 | ND | | ug/kg | 0.200 | 0.100 |
| Cl3-BZ#16 | ND | | ug/kg | 0.200 | 0.100 |
| Cl3-BZ#32 | ND | | ug/kg | 0.200 | 0.100 |
| Cl2-BZ#15 | ND | | ug/kg | 0.200 | 0.100 |
| Cl3-BZ#34 | ND | | ug/kg | 0.200 | 0.100 |
| Cl3-BZ#23 | ND | | ug/kg | 0.200 | 0.100 |
| Cl4-BZ#54 | ND | | ug/kg | 0.200 | 0.100 |
| Cl3-BZ#29-Cal | ND | | ug/kg | 0.200 | 0.100 |
| Cl4-BZ#50-Cal | ND | | ug/kg | 0.200 | 0.100 |
| Cl3-BZ#26 | ND | | ug/kg | 0.200 | 0.100 |
| Cl3-BZ#25 | ND | | ug/kg | 0.200 | 0.100 |

**Project Name:** NEW BEDFORD HARBOR-LTM
**Project Number:** 60597627

**Lab Number:** L2042041
**Report Date:** 10/23/20

# Method Blank Analysis
## Batch Quality Control

Analytical Method: 105,8270D-SIM/680(M)
Analytical Date: 10/19/20 16:44
Analyst: SV

Extraction Method: EPA 3570
Extraction Date: 10/12/20 11:30
Cleanup Method: EPA 3630
Cleanup Date: 10/13/20

| Parameter | Result | Qualifier | Units | RL | MDL |
|---|---|---|---|---|---|
| PCB Congeners/Homologs - Mansfield Lab for sample(s): 01-04 Batch: WG1421004-1 | | | | | |
| Cl4-BZ#53 | ND | | ug/kg | 0.200 | 0.100 |
| Cl3-BZ#-31 | ND | | ug/kg | 0.200 | 0.100 |
| Cl3-BZ#28 | ND | | ug/kg | 0.200 | 0.100 |
| Cl3-BZ#33 | ND | | ug/kg | 0.200 | 0.100 |
| Cl4-BZ#51 | ND | | ug/kg | 0.200 | 0.100 |
| Cl3-BZ#21/#20 | ND | | ug/kg | 0.400 | 0.200 |
| Cl4-BZ#45 | ND | | ug/kg | 0.200 | 0.100 |
| Cl3-BZ#22 | ND | | ug/kg | 0.200 | 0.100 |
| Cl4-BZ#73/#46 | ND | | ug/kg | 0.400 | 0.200 |
| Cl4-BZ#69 | ND | | ug/kg | 0.200 | 0.100 |
| Cl4-BZ#43 | ND | | ug/kg | 0.200 | 0.100 |
| Cl3-BZ#36 | ND | | ug/kg | 0.200 | 0.100 |
| Cl4-BZ#52 | ND | | ug/kg | 0.200 | 0.100 |
| Cl4-BZ#48 | ND | | ug/kg | 0.200 | 0.100 |
| Cl4-BZ#49 | ND | | ug/kg | 0.200 | 0.100 |
| Cl5-BZ#104 | ND | | ug/kg | 0.200 | 0.100 |
| Cl4-BZ#47 | ND | | ug/kg | 0.200 | 0.100 |
| Cl4-BZ#65/#75/#62 | ND | | ug/kg | 0.600 | 0.300 |
| Cl3-BZ#39 | ND | | ug/kg | 0.200 | 0.100 |
| Cl3-BZ#38 | ND | | ug/kg | 0.200 | 0.100 |
| Cl4-BZ#44 | ND | | ug/kg | 0.200 | 0.100 |
| Cl4-BZ#59 | ND | | ug/kg | 0.200 | 0.100 |
| Cl4-BZ#42 | ND | | ug/kg | 0.200 | 0.100 |
| Cl4-BZ#71 | ND | | ug/kg | 0.200 | 0.100 |
| Cl3-BZ#35 | ND | | ug/kg | 0.200 | 0.100 |
| Cl4-BZ#41 | ND | | ug/kg | 0.200 | 0.100 |
| Cl4-BZ#72 | ND | | ug/kg | 0.200 | 0.100 |
| Cl5-BZ#96 | ND | | ug/kg | 0.200 | 0.100 |
| Cl5-BZ#103 | ND | | ug/kg | 0.200 | 0.100 |

**Project Name:** NEW BEDFORD HARBOR-LTM
**Project Number:** 60597627

**Lab Number:** L2042041
**Report Date:** 10/23/20

# Method Blank Analysis
## Batch Quality Control

Analytical Method: 105,8270D-SIM/680(M)
Analytical Date: 10/19/20 16:44
Analyst: SV

Extraction Method: EPA 3570
Extraction Date: 10/12/20 11:30
Cleanup Method: EPA 3630
Cleanup Date: 10/13/20

| Parameter | Result | Qualifier | Units | RL | MDL |
|---|---|---|---|---|---|
| PCB Congeners/Homologs - Mansfield Lab for sample(s): 01-04 Batch: WG1421004-1 | | | | | |
| Cl4-BZ#68/#64 | ND | | ug/kg | 0.400 | 0.200 |
| Cl4-BZ#40 | ND | | ug/kg | 0.200 | 0.100 |
| Cl3-BZ#37 | ND | | ug/kg | 0.200 | 0.100 |
| Cl5-BZ#100 | ND | | ug/kg | 0.200 | 0.100 |
| Cl5-BZ#94 | ND | | ug/kg | 0.200 | 0.100 |
| Cl4-BZ#57 | ND | | ug/kg | 0.200 | 0.100 |
| Cl4-BZ#67/#58 | ND | | ug/kg | 0.400 | 0.200 |
| Cl5-BZ#102 | ND | | ug/kg | 0.200 | 0.100 |
| Cl4-BZ#61 | ND | | ug/kg | 0.200 | 0.100 |
| Cl5-BZ#98 | ND | | ug/kg | 0.200 | 0.100 |
| Cl4-BZ#76 | ND | | ug/kg | 0.200 | 0.100 |
| Cl5-BZ#93 | ND | | ug/kg | 0.200 | 0.100 |
| Cl4-BZ#63 | ND | | ug/kg | 0.200 | 0.100 |
| Cl5-BZ#121/#95/#88 | ND | | ug/kg | 0.600 | 0.300 |
| Cl4-BZ#74 | ND | | ug/kg | 0.200 | 0.100 |
| Cl6-BZ#155 | ND | | ug/kg | 0.200 | 0.100 |
| Cl4-BZ#70 | ND | | ug/kg | 0.200 | 0.100 |
| Cl5-BZ#91 | ND | | ug/kg | 0.200 | 0.100 |
| Cl4-BZ#66 | ND | | ug/kg | 0.200 | 0.100 |
| Cl4-BZ#80 | ND | | ug/kg | 0.200 | 0.100 |
| Cl4-BZ#55 | ND | | ug/kg | 0.200 | 0.100 |
| Cl5-BZ#92 | ND | | ug/kg | 0.200 | 0.100 |
| Cl5-BZ#89/#84 | ND | | ug/kg | 0.400 | 0.200 |
| Cl5-BZ#101/#90 | ND | | ug/kg | 0.400 | 0.200 |
| Cl4-BZ#56 | ND | | ug/kg | 0.200 | 0.100 |
| Cl5-BZ#113 | ND | | ug/kg | 0.200 | 0.100 |
| Cl5-BZ#99 | ND | | ug/kg | 0.200 | 0.100 |
| Cl6-BZ#150 | ND | | ug/kg | 0.200 | 0.100 |
| Cl4-BZ#60 | ND | | ug/kg | 0.200 | 0.100 |

**Project Name:** NEW BEDFORD HARBOR-LTM
**Project Number:** 60597627

**Lab Number:** L2042041
**Report Date:** 10/23/20

# Method Blank Analysis
## Batch Quality Control

Analytical Method: 105,8270D-SIM/680(M)
Analytical Date: 10/19/20 16:44
Analyst: SV

Extraction Method: EPA 3570
Extraction Date: 10/12/20 11:30
Cleanup Method: EPA 3630
Cleanup Date: 10/13/20

| Parameter | Result | Qualifier | Units | RL | MDL |
|---|---|---|---|---|---|
| PCB Congeners/Homologs - Mansfield Lab for sample(s): 01-04 Batch: WG1421004-1 | | | | | |
| Cl6-BZ#152 | ND | | ug/kg | 0.200 | 0.100 |
| Cl5-BZ#119 | ND | | ug/kg | 0.200 | 0.100 |
| Cl5-BZ#83/#125/#112 | ND | | ug/kg | 0.600 | 0.300 |
| Cl5-BZ#86/#109 | ND | | ug/kg | 0.400 | 0.200 |
| Cl6-BZ#145 | ND | | ug/kg | 0.200 | 0.100 |
| Cl5-BZ#97 | ND | | ug/kg | 0.200 | 0.100 |
| Cl6-BZ#148 | ND | | ug/kg | 0.200 | 0.100 |
| Cl4-BZ#79 | ND | | ug/kg | 0.200 | 0.100 |
| Cl5-BZ#116 | ND | | ug/kg | 0.200 | 0.100 |
| Cl6-BZ#154-Cal | ND | | ug/kg | 0.200 | 0.100 |
| Cl4-BZ#78 | ND | | ug/kg | 0.200 | 0.100 |
| Cl5-BZ#87/#111 | ND | | ug/kg | 0.400 | 0.200 |
| Cl6-BZ#136 | ND | | ug/kg | 0.200 | 0.100 |
| Cl5-BZ#117 | ND | | ug/kg | 0.200 | 0.100 |
| Cl5-BZ#115 | ND | | ug/kg | 0.200 | 0.100 |
| Cl5-BZ#85 | ND | | ug/kg | 0.200 | 0.100 |
| Cl5-BZ#120 | ND | | ug/kg | 0.200 | 0.100 |
| Cl5-BZ#110 | ND | | ug/kg | 0.200 | 0.100 |
| Cl4-BZ#81 | ND | | ug/kg | 0.200 | 0.100 |
| Cl6-BZ#151 | ND | | ug/kg | 0.200 | 0.100 |
| Cl6-BZ#135 | ND | | ug/kg | 0.200 | 0.100 |
| Cl5-BZ#82 | ND | | ug/kg | 0.200 | 0.100 |
| Cl6-BZ#144 | ND | | ug/kg | 0.200 | 0.100 |
| Cl6-BZ#147/#149 | ND | | ug/kg | 0.400 | 0.200 |
| Cl4-BZ#77 | ND | | ug/kg | 0.200 | 0.100 |
| Cl6-BZ#143/#139 | ND | | ug/kg | 0.400 | 0.200 |
| Cl5-BZ#124 | ND | | ug/kg | 0.200 | 0.100 |
| Cl6-BZ#140 | ND | | ug/kg | 0.200 | 0.100 |
| Cl5-BZ#108 | ND | | ug/kg | 0.200 | 0.100 |

**Project Name:** NEW BEDFORD HARBOR-LTM
**Project Number:** 60597627

**Lab Number:** L2042041
**Report Date:** 10/23/20

# Method Blank Analysis
## Batch Quality Control

Analytical Method: 105,8270D-SIM/680(M)
Analytical Date: 10/19/20 16:44
Analyst: SV

Extraction Method: EPA 3570
Extraction Date: 10/12/20 11:30
Cleanup Method: EPA 3630
Cleanup Date: 10/13/20

| Parameter | Result | Qualifier | Units | RL | MDL |
|---|---|---|---|---|---|
| PCB Congeners/Homologs - Mansfield Lab for sample(s): 01-04 Batch: WG1421004-1 | | | | | |
| Cl5-BZ#107/#123 | ND | | ug/kg | 0.400 | 0.200 |
| Cl7-BZ#188-Cal/RTW | ND | | ug/kg | 0.200 | 0.100 |
| Cl6-BZ#134 | ND | | ug/kg | 0.200 | 0.100 |
| Cl5-BZ#106 | ND | | ug/kg | 0.200 | 0.100 |
| Cl6-BZ#133 | ND | | ug/kg | 0.200 | 0.100 |
| Cl6-BZ#142 | ND | | ug/kg | 0.200 | 0.100 |
| Cl5-BZ#118 | ND | | ug/kg | 0.200 | 0.100 |
| Cl6-BZ#131 | ND | | ug/kg | 0.200 | 0.100 |
| Cl7-BZ#184 | ND | | ug/kg | 0.200 | 0.100 |
| Cl6-BZ#165 | ND | | ug/kg | 0.200 | 0.100 |
| Cl6-BZ#146 | ND | | ug/kg | 0.200 | 0.100 |
| Cl6-BZ#161 | ND | | ug/kg | 0.200 | 0.100 |
| Cl5-BZ#122 | ND | | ug/kg | 0.200 | 0.100 |
| Cl6-BZ#168 | ND | | ug/kg | 0.200 | 0.100 |
| Cl5-BZ#114 | ND | | ug/kg | 0.200 | 0.100 |
| Cl6-BZ#153 | ND | | ug/kg | 0.200 | 0.100 |
| Cl6-BZ#132 | ND | | ug/kg | 0.200 | 0.100 |
| Cl7-BZ#179 | ND | | ug/kg | 0.200 | 0.100 |
| Cl6-BZ#141 | ND | | ug/kg | 0.200 | 0.100 |
| Cl7-BZ#176 | ND | | ug/kg | 0.200 | 0.100 |
| Cl5-BZ#105 | ND | | ug/kg | 0.200 | 0.100 |
| Cl6-BZ#137 | ND | | ug/kg | 0.200 | 0.100 |
| Cl5-BZ#127 | ND | | ug/kg | 0.200 | 0.100 |
| Cl7-BZ#186 | ND | | ug/kg | 0.200 | 0.100 |
| Cl6-BZ#130/#164 | ND | | ug/kg | 0.400 | 0.200 |
| Cl7-BZ#178 | ND | | ug/kg | 0.200 | 0.100 |
| Cl6-BZ#138 | ND | | ug/kg | 0.200 | 0.100 |
| Cl6-BZ#163/#160 | ND | | ug/kg | 0.400 | 0.200 |
| Cl6-BZ#129/#158 | ND | | ug/kg | 0.400 | 0.200 |

**Project Name:** NEW BEDFORD HARBOR-LTM
**Project Number:** 60597627

**Lab Number:** L2042041
**Report Date:** 10/23/20

# Method Blank Analysis
## Batch Quality Control

Analytical Method: 105,8270D-SIM/680(M)
Analytical Date: 10/19/20 16:44
Analyst: SV

Extraction Method: EPA 3570
Extraction Date: 10/12/20 11:30
Cleanup Method: EPA 3630
Cleanup Date: 10/13/20

| Parameter | Result | Qualifier | Units | RL | MDL |
|---|---|---|---|---|---|
| PCB Congeners/Homologs - Mansfield Lab for sample(s): 01-04 Batch: WG1421004-1 | | | | | |
| Cl7-BZ#182/#175 | ND | | ug/kg | 0.400 | 0.200 |
| Cl7-BZ#187 | ND | | ug/kg | 0.200 | 0.100 |
| Cl7-BZ#183 | ND | | ug/kg | 0.200 | 0.100 |
| Cl6-BZ#166 | ND | | ug/kg | 0.200 | 0.100 |
| Cl6-BZ#159 | ND | | ug/kg | 0.200 | 0.100 |
| Cl5-BZ#126 | ND | | ug/kg | 0.200 | 0.100 |
| Cl7-BZ#185 | ND | | ug/kg | 0.200 | 0.100 |
| Cl6-BZ#162 | ND | | ug/kg | 0.200 | 0.100 |
| Cl7-BZ#174 | ND | | ug/kg | 0.200 | 0.100 |
| Cl6-BZ#128 | ND | | ug/kg | 0.200 | 0.100 |
| Cl8-BZ#202 | ND | | ug/kg | 0.200 | 0.100 |
| Cl6-BZ#167 | ND | | ug/kg | 0.200 | 0.100 |
| Cl7-BZ#181 | ND | | ug/kg | 0.200 | 0.100 |
| Cl7-BZ#177 | ND | | ug/kg | 0.200 | 0.100 |
| Cl8-BZ#204/#200-CAL | ND | | ug/kg | 0.400 | 0.200 |
| Cl7-BZ#171 | ND | | ug/kg | 0.200 | 0.100 |
| Cl7-BZ#173 | ND | | ug/kg | 0.200 | 0.100 |
| Cl8-BZ#197 | ND | | ug/kg | 0.200 | 0.100 |
| Cl7-BZ#172 | ND | | ug/kg | 0.200 | 0.100 |
| Cl7-BZ#192 | ND | | ug/kg | 0.200 | 0.100 |
| Cl6-BZ#156 | ND | | ug/kg | 0.200 | 0.100 |
| Cl6-BZ#157 | ND | | ug/kg | 0.200 | 0.100 |
| Cl7-BZ#180 | ND | | ug/kg | 0.200 | 0.100 |
| Cl7-BZ#193 | ND | | ug/kg | 0.200 | 0.100 |
| Cl8-BZ#199 | ND | | ug/kg | 0.200 | 0.100 |
| Cl7-BZ#191 | ND | | ug/kg | 0.200 | 0.100 |
| Cl8-BZ#198 | ND | | ug/kg | 0.200 | 0.100 |
| Cl8-BZ#201 | ND | | ug/kg | 0.200 | 0.100 |
| Cl7-BZ#170 | ND | | ug/kg | 0.200 | 0.100 |

**Project Name:** NEW BEDFORD HARBOR-LTM
**Project Number:** 60597627

**Lab Number:** L2042041
**Report Date:** 10/23/20

# Method Blank Analysis
## Batch Quality Control

Analytical Method: 105,8270D-SIM/680(M)
Analytical Date: 10/19/20 16:44
Analyst: SV

Extraction Method: EPA 3570
Extraction Date: 10/12/20 11:30
Cleanup Method: EPA 3630
Cleanup Date: 10/13/20

| Parameter | Result | Qualifier | Units | RL | MDL |
|---|---|---|---|---|---|
| PCB Congeners/Homologs - Mansfield Lab for sample(s): 01-04 Batch: WG1421004-1 | | | | | |
| Cl7-BZ#190 | ND | | ug/kg | 0.200 | 0.100 |
| Cl8-BZ#196 | ND | | ug/kg | 0.200 | 0.100 |
| Cl8-BZ#203 | ND | | ug/kg | 0.200 | 0.100 |
| Cl6-BZ#169 | ND | | ug/kg | 0.200 | 0.100 |
| Cl9-BZ#208 | ND | | ug/kg | 0.200 | 0.100 |
| Cl9-BZ#207 | ND | | ug/kg | 0.200 | 0.100 |
| Cl7-BZ#189 | ND | | ug/kg | 0.200 | 0.100 |
| Cl8-BZ#195 | ND | | ug/kg | 0.200 | 0.100 |
| Cl8-BZ#194 | ND | | ug/kg | 0.200 | 0.100 |
| Cl8-BZ#205 | ND | | ug/kg | 0.200 | 0.100 |
| Cl9-BZ#206-Cal/RTW | ND | | ug/kg | 0.200 | 0.100 |
| Cl10-BZ#209-Cal/RTW | ND | | ug/kg | 0.200 | 0.100 |
| Monochlorobiphenyls | ND | | ug/kg | 0.200 | 0.100 |
| Dichlorobiphenyls | ND | | ug/kg | 0.200 | 0.100 |
| Trichlorobiphenyls | ND | | ug/kg | 0.200 | 0.100 |
| Tetrachlorobiphenyls | ND | | ug/kg | 0.200 | 0.100 |
| Pentachlorobiphenyls | ND | | ug/kg | 0.200 | 0.100 |
| Hexachlorobiphenyls | ND | | ug/kg | 0.200 | 0.100 |
| Heptachlorobiphenyls | ND | | ug/kg | 0.200 | 0.100 |
| Octachlorobiphenyls | ND | | ug/kg | 0.200 | 0.100 |
| Nonachlorobiphenyls | ND | | ug/kg | 0.200 | 0.100 |
| Decachlorobiphenyl | ND | | ug/kg | 0.200 | 0.100 |
| Total PCB | ND | | ug/kg | 0.200 | NA |

| Surrogate | %Recovery | Qualifier | Acceptance Criteria |
|---|---|---|---|
| Cl3-BZ#19-C13 (surr) | 85 | | 50-125 |
| Cl8-BZ#202-C13 (surr) | 81 | | 50-125 |

**Project Name:** NEW BEDFORD HARBOR-LTM
**Project Number:** 60597627

**Lab Number:** L2042041
**Report Date:** 10/23/20

# Method Blank Analysis
## Batch Quality Control

Analytical Method: 105,8270D-SIM/680(M)
Analytical Date: 10/21/20 15:38
Analyst: MJS

Extraction Method: EPA 3570
Extraction Date: 10/15/20 09:20
Cleanup Method: EPA 3630
Cleanup Date: 10/16/20

| Parameter | Result | Qualifier | Units | RL | MDL |
|---|---|---|---|---|---|
| PCB Congeners/Homologs - Mansfield Lab for sample(s): 05-14 Batch: WG1422363-1 | | | | | |
| Cl1-BZ#1-Cal/RTW | ND | | ug/kg | 0.200 | 0.100 |
| Cl1-BZ#2 | ND | | ug/kg | 0.200 | 0.100 |
| Cl1-BZ#3 | ND | | ug/kg | 0.200 | 0.100 |
| Cl2-BZ#4/#10 | ND | | ug/kg | 0.400 | 0.200 |
| Cl2-BZ#9 | ND | | ug/kg | 0.200 | 0.100 |
| Cl2-BZ#7 | ND | | ug/kg | 0.200 | 0.100 |
| Cl2-BZ#6 | ND | | ug/kg | 0.200 | 0.100 |
| Cl2-BZ#5 | ND | | ug/kg | 0.200 | 0.100 |
| Cl2-BZ#8 | ND | | ug/kg | 0.200 | 0.100 |
| Cl3-BZ#19 | ND | | ug/kg | 0.200 | 0.100 |
| Cl2-BZ#14 | ND | | ug/kg | 0.200 | 0.100 |
| Cl3-BZ#30 | ND | | ug/kg | 0.200 | 0.100 |
| Cl3-BZ#18 | ND | | ug/kg | 0.200 | 0.100 |
| Cl2-BZ#11 | ND | | ug/kg | 0.200 | 0.100 |
| Cl3-BZ#17 | ND | | ug/kg | 0.200 | 0.100 |
| Cl2-BZ#12 | ND | | ug/kg | 0.200 | 0.100 |
| Cl3-BZ#27 | ND | | ug/kg | 0.200 | 0.100 |
| Cl2-BZ#13 | ND | | ug/kg | 0.400 | 0.200 |
| Cl3-BZ#24 | ND | | ug/kg | 0.200 | 0.100 |
| Cl3-BZ#16 | ND | | ug/kg | 0.200 | 0.100 |
| Cl3-BZ#32 | ND | | ug/kg | 0.200 | 0.100 |
| Cl2-BZ#15 | ND | | ug/kg | 0.200 | 0.100 |
| Cl3-BZ#34 | ND | | ug/kg | 0.200 | 0.100 |
| Cl3-BZ#23 | ND | | ug/kg | 0.200 | 0.100 |
| Cl4-BZ#54 | ND | | ug/kg | 0.200 | 0.100 |
| Cl3-BZ#29-Cal | ND | | ug/kg | 0.200 | 0.100 |
| Cl4-BZ#50-Cal | ND | | ug/kg | 0.200 | 0.100 |
| Cl3-BZ#26 | ND | | ug/kg | 0.200 | 0.100 |
| Cl3-BZ#25 | ND | | ug/kg | 0.200 | 0.100 |

**Project Name:** NEW BEDFORD HARBOR-LTM
**Project Number:** 60597627

**Lab Number:** L2042041
**Report Date:** 10/23/20

# Method Blank Analysis
## Batch Quality Control

Analytical Method: 105,8270D-SIM/680(M)
Analytical Date: 10/21/20 15:38
Analyst: MJS

Extraction Method: EPA 3570
Extraction Date: 10/15/20 09:20
Cleanup Method: EPA 3630
Cleanup Date: 10/16/20

| Parameter | Result | Qualifier | Units | RL | MDL |
|---|---|---|---|---|---|
| PCB Congeners/Homologs - Mansfield Lab for sample(s): 05-14 Batch: WG1422363-1 | | | | | |
| Cl4-BZ#53 | ND | | ug/kg | 0.200 | 0.100 |
| Cl3-BZ#-31 | ND | | ug/kg | 0.200 | 0.100 |
| Cl3-BZ#28 | ND | | ug/kg | 0.200 | 0.100 |
| Cl3-BZ#33 | ND | | ug/kg | 0.200 | 0.100 |
| Cl4-BZ#51 | ND | | ug/kg | 0.200 | 0.100 |
| Cl3-BZ#21/#20 | ND | | ug/kg | 0.400 | 0.200 |
| Cl4-BZ#45 | ND | | ug/kg | 0.200 | 0.100 |
| Cl3-BZ#22 | ND | | ug/kg | 0.200 | 0.100 |
| Cl4-BZ#73/#46 | ND | | ug/kg | 0.400 | 0.200 |
| Cl4-BZ#69 | ND | | ug/kg | 0.200 | 0.100 |
| Cl4-BZ#43 | ND | | ug/kg | 0.200 | 0.100 |
| Cl3-BZ#36 | ND | | ug/kg | 0.200 | 0.100 |
| Cl4-BZ#52 | ND | | ug/kg | 0.200 | 0.100 |
| Cl4-BZ#48 | ND | | ug/kg | 0.200 | 0.100 |
| Cl4-BZ#49 | ND | | ug/kg | 0.200 | 0.100 |
| Cl5-BZ#104 | ND | | ug/kg | 0.200 | 0.100 |
| Cl4-BZ#47 | ND | | ug/kg | 0.200 | 0.100 |
| Cl4-BZ#65/#75/#62 | ND | | ug/kg | 0.600 | 0.300 |
| Cl3-BZ#39 | ND | | ug/kg | 0.200 | 0.100 |
| Cl3-BZ#38 | ND | | ug/kg | 0.200 | 0.100 |
| Cl4-BZ#44 | ND | | ug/kg | 0.200 | 0.100 |
| Cl4-BZ#59 | ND | | ug/kg | 0.200 | 0.100 |
| Cl4-BZ#42 | ND | | ug/kg | 0.200 | 0.100 |
| Cl4-BZ#71 | ND | | ug/kg | 0.200 | 0.100 |
| Cl3-BZ#35 | ND | | ug/kg | 0.200 | 0.100 |
| Cl4-BZ#41 | ND | | ug/kg | 0.200 | 0.100 |
| Cl4-BZ#72 | ND | | ug/kg | 0.200 | 0.100 |
| Cl5-BZ#96 | ND | | ug/kg | 0.200 | 0.100 |
| Cl5-BZ#103 | ND | | ug/kg | 0.200 | 0.100 |

**Project Name:** NEW BEDFORD HARBOR-LTM
**Project Number:** 60597627

**Lab Number:** L2042041
**Report Date:** 10/23/20

# Method Blank Analysis
## Batch Quality Control

Analytical Method: 105,8270D-SIM/680(M)
Analytical Date: 10/21/20 15:38
Analyst: MJS

Extraction Method: EPA 3570
Extraction Date: 10/15/20 09:20
Cleanup Method: EPA 3630
Cleanup Date: 10/16/20

| Parameter | Result | Qualifier | Units | RL | MDL |
|---|---|---|---|---|---|
| PCB Congeners/Homologs - Mansfield Lab for sample(s): 05-14 Batch: WG1422363-1 | | | | | |
| Cl4-BZ#68/#64 | ND | | ug/kg | 0.400 | 0.200 |
| Cl4-BZ#40 | ND | | ug/kg | 0.200 | 0.100 |
| Cl3-BZ#37 | ND | | ug/kg | 0.200 | 0.100 |
| Cl5-BZ#100 | ND | | ug/kg | 0.200 | 0.100 |
| Cl5-BZ#94 | ND | | ug/kg | 0.200 | 0.100 |
| Cl4-BZ#57 | ND | | ug/kg | 0.200 | 0.100 |
| Cl4-BZ#67/#58 | ND | | ug/kg | 0.400 | 0.200 |
| Cl5-BZ#102 | ND | | ug/kg | 0.200 | 0.100 |
| Cl4-BZ#61 | ND | | ug/kg | 0.200 | 0.100 |
| Cl5-BZ#98 | ND | | ug/kg | 0.200 | 0.100 |
| Cl4-BZ#76 | ND | | ug/kg | 0.200 | 0.100 |
| Cl5-BZ#93 | ND | | ug/kg | 0.200 | 0.100 |
| Cl4-BZ#63 | ND | | ug/kg | 0.200 | 0.100 |
| Cl5-BZ#121/#95/#88 | ND | | ug/kg | 0.600 | 0.300 |
| Cl4-BZ#74 | ND | | ug/kg | 0.200 | 0.100 |
| Cl6-BZ#155 | ND | | ug/kg | 0.200 | 0.100 |
| Cl4-BZ#70 | ND | | ug/kg | 0.200 | 0.100 |
| Cl5-BZ#91 | ND | | ug/kg | 0.200 | 0.100 |
| Cl4-BZ#66 | ND | | ug/kg | 0.200 | 0.100 |
| Cl4-BZ#80 | ND | | ug/kg | 0.200 | 0.100 |
| Cl4-BZ#55 | ND | | ug/kg | 0.200 | 0.100 |
| Cl5-BZ#92 | ND | | ug/kg | 0.200 | 0.100 |
| Cl5-BZ#89/#84 | ND | | ug/kg | 0.400 | 0.200 |
| Cl5-BZ#101/#90 | ND | | ug/kg | 0.400 | 0.200 |
| Cl4-BZ#56 | ND | | ug/kg | 0.200 | 0.100 |
| Cl5-BZ#113 | ND | | ug/kg | 0.200 | 0.100 |
| Cl5-BZ#99 | ND | | ug/kg | 0.200 | 0.100 |
| Cl6-BZ#150 | ND | | ug/kg | 0.200 | 0.100 |
| Cl4-BZ#60 | ND | | ug/kg | 0.200 | 0.100 |

**Project Name:** NEW BEDFORD HARBOR-LTM
**Project Number:** 60597627

**Lab Number:** L2042041
**Report Date:** 10/23/20

# Method Blank Analysis
## Batch Quality Control

Analytical Method: 105,8270D-SIM/680(M)
Analytical Date: 10/21/20 15:38
Analyst: MJS

Extraction Method: EPA 3570
Extraction Date: 10/15/20 09:20
Cleanup Method: EPA 3630
Cleanup Date: 10/16/20

| Parameter | Result | Qualifier | Units | RL | MDL |
|---|---|---|---|---|---|
| PCB Congeners/Homologs - Mansfield Lab for sample(s): 05-14 Batch: WG1422363-1 | | | | | |
| Cl6-BZ#152 | ND | | ug/kg | 0.200 | 0.100 |
| Cl5-BZ#119 | ND | | ug/kg | 0.200 | 0.100 |
| Cl5-BZ#83/#125/#112 | ND | | ug/kg | 0.600 | 0.300 |
| Cl5-BZ#86/#109 | ND | | ug/kg | 0.400 | 0.200 |
| Cl6-BZ#145 | ND | | ug/kg | 0.200 | 0.100 |
| Cl5-BZ#97 | ND | | ug/kg | 0.200 | 0.100 |
| Cl6-BZ#148 | ND | | ug/kg | 0.200 | 0.100 |
| Cl4-BZ#79 | ND | | ug/kg | 0.200 | 0.100 |
| Cl5-BZ#116 | ND | | ug/kg | 0.200 | 0.100 |
| Cl6-BZ#154-Cal | ND | | ug/kg | 0.200 | 0.100 |
| Cl4-BZ#78 | ND | | ug/kg | 0.200 | 0.100 |
| Cl5-BZ#87/#111 | ND | | ug/kg | 0.400 | 0.200 |
| Cl6-BZ#136 | ND | | ug/kg | 0.200 | 0.100 |
| Cl5-BZ#117 | ND | | ug/kg | 0.200 | 0.100 |
| Cl5-BZ#115 | ND | | ug/kg | 0.200 | 0.100 |
| Cl5-BZ#85 | ND | | ug/kg | 0.200 | 0.100 |
| Cl5-BZ#120 | ND | | ug/kg | 0.200 | 0.100 |
| Cl5-BZ#110 | ND | | ug/kg | 0.200 | 0.100 |
| Cl4-BZ#81 | ND | | ug/kg | 0.200 | 0.100 |
| Cl6-BZ#151 | ND | | ug/kg | 0.200 | 0.100 |
| Cl6-BZ#135 | ND | | ug/kg | 0.200 | 0.100 |
| Cl5-BZ#82 | ND | | ug/kg | 0.200 | 0.100 |
| Cl6-BZ#144 | ND | | ug/kg | 0.200 | 0.100 |
| Cl6-BZ#147/#149 | ND | | ug/kg | 0.400 | 0.200 |
| Cl4-BZ#77 | ND | | ug/kg | 0.200 | 0.100 |
| Cl6-BZ#143/#139 | ND | | ug/kg | 0.400 | 0.200 |
| Cl5-BZ#124 | ND | | ug/kg | 0.200 | 0.100 |
| Cl6-BZ#140 | ND | | ug/kg | 0.200 | 0.100 |
| Cl5-BZ#108 | ND | | ug/kg | 0.200 | 0.100 |

**Project Name:** NEW BEDFORD HARBOR-LTM
**Project Number:** 60597627

**Lab Number:** L2042041
**Report Date:** 10/23/20

# Method Blank Analysis
## Batch Quality Control

Analytical Method: 105,8270D-SIM/680(M)
Analytical Date: 10/21/20 15:38
Analyst: MJS

Extraction Method: EPA 3570
Extraction Date: 10/15/20 09:20
Cleanup Method: EPA 3630
Cleanup Date: 10/16/20

| Parameter | Result | Qualifier | Units | RL | MDL |
|---|---|---|---|---|---|
| PCB Congeners/Homologs - Mansfield Lab for sample(s): 05-14 Batch: WG1422363-1 | | | | | |
| Cl5-BZ#107/#123 | ND | | ug/kg | 0.400 | 0.200 |
| Cl7-BZ#188-Cal/RTW | ND | | ug/kg | 0.200 | 0.100 |
| Cl6-BZ#134 | ND | | ug/kg | 0.200 | 0.100 |
| Cl5-BZ#106 | ND | | ug/kg | 0.200 | 0.100 |
| Cl6-BZ#133 | ND | | ug/kg | 0.200 | 0.100 |
| Cl6-BZ#142 | ND | | ug/kg | 0.200 | 0.100 |
| Cl5-BZ#118 | ND | | ug/kg | 0.200 | 0.100 |
| Cl6-BZ#131 | ND | | ug/kg | 0.200 | 0.100 |
| Cl7-BZ#184 | ND | | ug/kg | 0.200 | 0.100 |
| Cl6-BZ#165 | ND | | ug/kg | 0.200 | 0.100 |
| Cl6-BZ#146 | ND | | ug/kg | 0.200 | 0.100 |
| Cl6-BZ#161 | ND | | ug/kg | 0.200 | 0.100 |
| Cl5-BZ#122 | ND | | ug/kg | 0.200 | 0.100 |
| Cl6-BZ#168 | ND | | ug/kg | 0.200 | 0.100 |
| Cl5-BZ#114 | ND | | ug/kg | 0.200 | 0.100 |
| Cl6-BZ#153 | ND | | ug/kg | 0.200 | 0.100 |
| Cl6-BZ#132 | ND | | ug/kg | 0.200 | 0.100 |
| Cl7-BZ#179 | ND | | ug/kg | 0.200 | 0.100 |
| Cl6-BZ#141 | ND | | ug/kg | 0.200 | 0.100 |
| Cl7-BZ#176 | ND | | ug/kg | 0.200 | 0.100 |
| Cl5-BZ#105 | ND | | ug/kg | 0.200 | 0.100 |
| Cl6-BZ#137 | ND | | ug/kg | 0.200 | 0.100 |
| Cl5-BZ#127 | ND | | ug/kg | 0.200 | 0.100 |
| Cl7-BZ#186 | ND | | ug/kg | 0.200 | 0.100 |
| Cl6-BZ#130/#164 | ND | | ug/kg | 0.400 | 0.200 |
| Cl7-BZ#178 | ND | | ug/kg | 0.200 | 0.100 |
| Cl6-BZ#138 | ND | | ug/kg | 0.200 | 0.100 |
| Cl6-BZ#163/#160 | ND | | ug/kg | 0.400 | 0.200 |
| Cl6-BZ#129/#158 | ND | | ug/kg | 0.400 | 0.200 |

**Project Name:** NEW BEDFORD HARBOR-LTM
**Project Number:** 60597627

**Lab Number:** L2042041
**Report Date:** 10/23/20

# Method Blank Analysis
## Batch Quality Control

Analytical Method: 105,8270D-SIM/680(M)
Analytical Date: 10/21/20 15:38
Analyst: MJS

Extraction Method: EPA 3570
Extraction Date: 10/15/20 09:20
Cleanup Method: EPA 3630
Cleanup Date: 10/16/20

| Parameter | Result | Qualifier | Units | RL | MDL |
|---|---|---|---|---|---|
| PCB Congeners/Homologs - Mansfield Lab for sample(s): 05-14 Batch: WG1422363-1 | | | | | |
| Cl7-BZ#182/#175 | ND | | ug/kg | 0.400 | 0.200 |
| Cl7-BZ#187 | ND | | ug/kg | 0.200 | 0.100 |
| Cl7-BZ#183 | ND | | ug/kg | 0.200 | 0.100 |
| Cl6-BZ#166 | ND | | ug/kg | 0.200 | 0.100 |
| Cl6-BZ#159 | ND | | ug/kg | 0.200 | 0.100 |
| Cl5-BZ#126 | ND | | ug/kg | 0.200 | 0.100 |
| Cl7-BZ#185 | ND | | ug/kg | 0.200 | 0.100 |
| Cl6-BZ#162 | ND | | ug/kg | 0.200 | 0.100 |
| Cl7-BZ#174 | ND | | ug/kg | 0.200 | 0.100 |
| Cl6-BZ#128 | ND | | ug/kg | 0.200 | 0.100 |
| Cl8-BZ#202 | ND | | ug/kg | 0.200 | 0.100 |
| Cl6-BZ#167 | ND | | ug/kg | 0.200 | 0.100 |
| Cl7-BZ#181 | ND | | ug/kg | 0.200 | 0.100 |
| Cl7-BZ#177 | ND | | ug/kg | 0.200 | 0.100 |
| Cl8-BZ#204/#200-CAL | ND | | ug/kg | 0.400 | 0.200 |
| Cl7-BZ#171 | ND | | ug/kg | 0.200 | 0.100 |
| Cl7-BZ#173 | ND | | ug/kg | 0.200 | 0.100 |
| Cl8-BZ#197 | ND | | ug/kg | 0.200 | 0.100 |
| Cl7-BZ#172 | ND | | ug/kg | 0.200 | 0.100 |
| Cl7-BZ#192 | ND | | ug/kg | 0.200 | 0.100 |
| Cl6-BZ#156 | ND | | ug/kg | 0.200 | 0.100 |
| Cl6-BZ#157 | ND | | ug/kg | 0.200 | 0.100 |
| Cl7-BZ#180 | ND | | ug/kg | 0.200 | 0.100 |
| Cl7-BZ#193 | ND | | ug/kg | 0.200 | 0.100 |
| Cl8-BZ#199 | ND | | ug/kg | 0.200 | 0.100 |
| Cl7-BZ#191 | ND | | ug/kg | 0.200 | 0.100 |
| Cl8-BZ#198 | ND | | ug/kg | 0.200 | 0.100 |
| Cl8-BZ#201 | ND | | ug/kg | 0.200 | 0.100 |
| Cl7-BZ#170 | ND | | ug/kg | 0.200 | 0.100 |

**Project Name:** NEW BEDFORD HARBOR-LTM
**Project Number:** 60597627

**Lab Number:** L2042041
**Report Date:** 10/23/20

# Method Blank Analysis
## Batch Quality Control

Analytical Method: 105,8270D-SIM/680(M)
Analytical Date: 10/21/20 15:38
Analyst: MJS

Extraction Method: EPA 3570
Extraction Date: 10/15/20 09:20
Cleanup Method: EPA 3630
Cleanup Date: 10/16/20

| Parameter | Result | Qualifier | Units | RL | MDL |
|---|---|---|---|---|---|
| PCB Congeners/Homologs - Mansfield Lab for sample(s): 05-14 Batch: WG1422363-1 | | | | | |
| Cl7-BZ#190 | ND | | ug/kg | 0.200 | 0.100 |
| Cl8-BZ#196 | ND | | ug/kg | 0.200 | 0.100 |
| Cl8-BZ#203 | ND | | ug/kg | 0.200 | 0.100 |
| Cl6-BZ#169 | ND | | ug/kg | 0.200 | 0.100 |
| Cl9-BZ#208 | ND | | ug/kg | 0.200 | 0.100 |
| Cl9-BZ#207 | ND | | ug/kg | 0.200 | 0.100 |
| Cl7-BZ#189 | ND | | ug/kg | 0.200 | 0.100 |
| Cl8-BZ#195 | ND | | ug/kg | 0.200 | 0.100 |
| Cl8-BZ#194 | ND | | ug/kg | 0.200 | 0.100 |
| Cl8-BZ#205 | ND | | ug/kg | 0.200 | 0.100 |
| Cl9-BZ#206-Cal/RTW | ND | | ug/kg | 0.200 | 0.100 |
| Cl10-BZ#209-Cal/RTW | ND | | ug/kg | 0.200 | 0.100 |
| Monochlorobiphenyls | ND | | ug/kg | 0.200 | 0.100 |
| Dichlorobiphenyls | ND | | ug/kg | 0.200 | 0.100 |
| Trichlorobiphenyls | ND | | ug/kg | 0.200 | 0.100 |
| Tetrachlorobiphenyls | ND | | ug/kg | 0.200 | 0.100 |
| Pentachlorobiphenyls | ND | | ug/kg | 0.200 | 0.100 |
| Hexachlorobiphenyls | ND | | ug/kg | 0.200 | 0.100 |
| Heptachlorobiphenyls | ND | | ug/kg | 0.200 | 0.100 |
| Octachlorobiphenyls | ND | | ug/kg | 0.200 | 0.100 |
| Nonachlorobiphenyls | ND | | ug/kg | 0.200 | 0.100 |
| Decachlorobiphenyl | ND | | ug/kg | 0.200 | 0.100 |
| Total PCB | ND | | ug/kg | 0.200 | NA |

| Surrogate | %Recovery | Qualifier | Acceptance Criteria |
|---|---|---|---|
| Cl3-BZ#19-C13 (surr) | 92 | | 50-125 |
| Cl8-BZ#202-C13 (surr) | 91 | | 50-125 |

# Lab Control Sample Analysis
## Batch Quality Control

**Project Name:** NEW BEDFORD HARBOR-LTM
**Project Number:** 60597627

**Lab Number:** L2042041
**Report Date:** 10/23/20

| Parameter | LCS %Recovery | Qual | LCSD %Recovery | Qual | %Recovery Limits | RPD | Qual | RPD Limits |
|---|---|---|---|---|---|---|---|---|
| PCB Congeners/Homologs - Mansfield Lab Associated sample(s): 01-04 Batch: WG1421004-2 WG1421004-3 | | | | | | | | |
| Cl1-BZ#1 | 84 | | 87 | | 40-140 | 4 | | 30 |
| Cl1-BZ#2 | 81 | | 83 | | 40-140 | 2 | | 30 |
| Cl1-BZ#3 | 80 | | 84 | | 40-140 | 5 | | 30 |
| Cl2-BZ#4/#10 | 81 | | 84 | | 40-140 | 4 | | 30 |
| Cl2-BZ#9 | 84 | | 88 | | 40-140 | 5 | | 30 |
| Cl2-BZ#7 | 83 | | 86 | | 40-140 | 4 | | 30 |
| Cl2-BZ#6 | 82 | | 85 | | 40-140 | 4 | | 30 |
| Cl2-BZ#5 | 80 | | 83 | | 40-140 | 4 | | 30 |
| Cl2-BZ#8 | 80 | | 83 | | 40-140 | 4 | | 30 |
| Cl3-BZ#19 | 81 | | 84 | | 40-140 | 4 | | 30 |
| Cl2-BZ#14 | 79 | | 82 | | 40-140 | 4 | | 30 |
| Cl3-BZ#30 | 77 | | 79 | | 40-140 | 3 | | 30 |
| Cl3-BZ#18 | 82 | | 86 | | 40-140 | 5 | | 30 |
| Cl2-BZ#11 | 80 | | 81 | | 40-140 | 1 | | 30 |
| Cl3-BZ#17 | 81 | | 84 | | 40-140 | 4 | | 30 |
| Cl2-BZ#12 | 80 | | 82 | | 40-140 | 2 | | 30 |
| Cl3-BZ#27 | 81 | | 83 | | 40-140 | 2 | | 30 |
| Cl2-BZ#13 | 78 | | 80 | | 40-140 | 3 | | 30 |
| Cl3-BZ#24 | 80 | | 83 | | 40-140 | 4 | | 30 |
| Cl3-BZ#16 | 83 | | 86 | | 40-140 | 4 | | 30 |
| Cl3-BZ#32 | 82 | | 84 | | 40-140 | 2 | | 30 |
| Cl2-BZ#15 | 77 | | 79 | | 40-140 | 3 | | 30 |
| Cl3-BZ#34 | 81 | | 83 | | 40-140 | 2 | | 30 |

# Lab Control Sample Analysis
## Batch Quality Control

**Project Name:** NEW BEDFORD HARBOR-LTM
**Project Number:** 60597627

**Lab Number:** L2042041
**Report Date:** 10/23/20

| Parameter | LCS %Recovery | Qual | LCSD %Recovery | Qual | %Recovery Limits | RPD | Qual | RPD Limits |
|---|---|---|---|---|---|---|---|---|
| PCB Congeners/Homologs - Mansfield Lab Associated sample(s): 01-04 Batch: WG1421004-2 WG1421004-3 | | | | | | | | |
| Cl3-BZ#23 | 79 | | 81 | | 40-140 | 3 | | 30 |
| Cl4-BZ#54 | 81 | | 83 | | 40-140 | 2 | | 30 |
| Cl3-BZ#29-Cal | 80 | | 83 | | 40-140 | 4 | | 30 |
| Cl4-BZ#50-Cal | 85 | | 87 | | 40-140 | 2 | | 30 |
| Cl3-BZ#26 | 82 | | 84 | | 40-140 | 2 | | 30 |
| Cl3-BZ#25 | 81 | | 84 | | 40-140 | 4 | | 30 |
| Cl4-BZ#53 | 84 | | 88 | | 40-140 | 5 | | 30 |
| Cl3-BZ#-31 | 78 | | 80 | | 40-140 | 3 | | 30 |
| Cl3-BZ#28 | 82 | | 84 | | 40-140 | 2 | | 30 |
| Cl3-BZ#33 | 66 | | 68 | | 40-140 | 3 | | 30 |
| Cl4-BZ#51 | 79 | | 80 | | 40-140 | 1 | | 30 |
| Cl3-BZ#21/#20 | 88 | | 91 | | 40-140 | 3 | | 30 |
| Cl4-BZ#45 | 84 | | 86 | | 40-140 | 2 | | 30 |
| Cl3-BZ#22 | 82 | | 84 | | 40-140 | 2 | | 30 |
| Cl4-BZ#73/#46 | 83 | | 85 | | 40-140 | 2 | | 30 |
| Cl4-BZ#69 | 82 | | 86 | | 40-140 | 5 | | 30 |
| Cl4-BZ#43 | 74 | | 76 | | 40-140 | 3 | | 30 |
| Cl3-BZ#36 | 77 | | 81 | | 40-140 | 5 | | 30 |
| Cl4-BZ#52 | 80 | | 81 | | 40-140 | 1 | | 30 |
| Cl4-BZ#48 | 81 | | 83 | | 40-140 | 2 | | 30 |
| Cl4-BZ#49 | 80 | | 80 | | 40-140 | 0 | | 30 |
| Cl5-BZ#104 | 79 | | 82 | | 40-140 | 4 | | 30 |
| Cl4-BZ#47 | 92 | | 76 | | 40-140 | 19 | | 30 |

# Lab Control Sample Analysis
## Batch Quality Control

**Project Name:** NEW BEDFORD HARBOR-LTM
**Project Number:** 60597627

**Lab Number:** L2042041
**Report Date:** 10/23/20

| Parameter | LCS %Recovery | Qual | LCSD %Recovery | Qual | %Recovery Limits | RPD | Qual | RPD Limits |
|---|---|---|---|---|---|---|---|---|
| PCB Congeners/Homologs - Mansfield Lab Associated sample(s): 01-04 Batch: WG1421004-2 WG1421004-3 | | | | | | | | |
| Cl4-BZ#65/#75/#62 | 79 | | 85 | | 40-140 | 7 | | 30 |
| Cl3-BZ#39 | 85 | | 77 | | 40-140 | 10 | | 30 |
| Cl3-BZ#38 | 82 | | 82 | | 40-140 | 0 | | 30 |
| Cl4-BZ#44 | 78 | | 81 | | 40-140 | 4 | | 30 |
| Cl4-BZ#59 | 83 | | 85 | | 40-140 | 2 | | 30 |
| Cl4-BZ#42 | 79 | | 81 | | 40-140 | 3 | | 30 |
| Cl4-BZ#71 | 83 | | 83 | | 40-140 | 0 | | 30 |
| Cl3-BZ#35 | 77 | | 78 | | 40-140 | 1 | | 30 |
| Cl4-BZ#41 | 82 | | 84 | | 40-140 | 2 | | 30 |
| Cl4-BZ#72 | 81 | | 82 | | 40-140 | 1 | | 30 |
| Cl5-BZ#96 | 81 | | 84 | | 40-140 | 4 | | 30 |
| Cl5-BZ#103 | 84 | | 82 | | 40-140 | 2 | | 30 |
| Cl4-BZ#68/#64 | 81 | | 83 | | 40-140 | 2 | | 30 |
| Cl4-BZ#40 | 79 | | 78 | | 40-140 | 1 | | 30 |
| Cl3-BZ#37 | 81 | | 82 | | 40-140 | 1 | | 30 |
| Cl5-BZ#100 | 80 | | 77 | | 40-140 | 4 | | 30 |
| Cl5-BZ#94 | 81 | | 84 | | 40-140 | 4 | | 30 |
| Cl4-BZ#57 | 83 | | 80 | | 40-140 | 4 | | 30 |
| Cl4-BZ#67/#58 | 80 | | 81 | | 40-140 | 1 | | 30 |
| Cl5-BZ#102 | 81 | | 85 | | 40-140 | 5 | | 30 |
| Cl4-BZ#61 | 81 | | 81 | | 40-140 | 0 | | 30 |
| Cl5-BZ#98 | 81 | | 79 | | 40-140 | 3 | | 30 |
| Cl4-BZ#76 | 77 | | 78 | | 40-140 | 1 | | 30 |

# Lab Control Sample Analysis
## Batch Quality Control

**Project Name:** NEW BEDFORD HARBOR-LTM
**Project Number:** 60597627

**Lab Number:** L2042041
**Report Date:** 10/23/20

| Parameter | LCS %Recovery | Qual | LCSD %Recovery | Qual | %Recovery Limits | RPD | Qual | RPD Limits |
|---|---|---|---|---|---|---|---|---|
| PCB Congeners/Homologs - Mansfield Lab Associated sample(s): 01-04 Batch: WG1421004-2 WG1421004-3 | | | | | | | | |
| Cl5-BZ#93 | 78 | | 77 | | 40-140 | 1 | | 30 |
| Cl4-BZ#63 | 78 | | 81 | | 40-140 | 4 | | 30 |
| Cl5-BZ#121/#95/#88 | 80 | | 80 | | 40-140 | 0 | | 30 |
| Cl4-BZ#74 | 81 | | 82 | | 40-140 | 1 | | 30 |
| Cl6-BZ#155 | 79 | | 81 | | 40-140 | 3 | | 30 |
| Cl4-BZ#70 | 82 | | 82 | | 40-140 | 0 | | 30 |
| Cl5-BZ#91 | 74 | | 75 | | 40-140 | 1 | | 30 |
| Cl4-BZ#66 | 78 | | 78 | | 40-140 | 0 | | 30 |
| Cl4-BZ#80 | 77 | | 76 | | 40-140 | 1 | | 30 |
| Cl4-BZ#55 | 72 | | 72 | | 40-140 | 0 | | 30 |
| Cl5-BZ#92 | 78 | | 80 | | 40-140 | 3 | | 30 |
| Cl5-BZ#89/#84 | 77 | | 79 | | 40-140 | 3 | | 30 |
| Cl5-BZ#101/#90 | 81 | | 83 | | 40-140 | 2 | | 30 |
| Cl4-BZ#56 | 79 | | 78 | | 40-140 | 1 | | 30 |
| Cl5-BZ#113 | 82 | | 80 | | 40-140 | 2 | | 30 |
| Cl5-BZ#99 | 80 | | 79 | | 40-140 | 1 | | 30 |
| Cl6-BZ#150 | 80 | | 81 | | 40-140 | 1 | | 30 |
| Cl4-BZ#60 | 80 | | 80 | | 40-140 | 0 | | 30 |
| Cl6-BZ#152 | 79 | | 81 | | 40-140 | 3 | | 30 |
| Cl5-BZ#119 | 82 | | 82 | | 40-140 | 0 | | 30 |
| Cl5-BZ#83/#125/#112 | 78 | | 81 | | 40-140 | 4 | | 30 |
| Cl5-BZ#86/#109 | 78 | | 72 | | 40-140 | 8 | | 30 |
| Cl6-BZ#145 | 82 | | 80 | | 40-140 | 2 | | 30 |

# Lab Control Sample Analysis
## Batch Quality Control

**Project Name:** NEW BEDFORD HARBOR-LTM
**Project Number:** 60597627

**Lab Number:** L2042041
**Report Date:** 10/23/20

| Parameter | LCS %Recovery | Qual | LCSD %Recovery | Qual | %Recovery Limits | RPD | Qual | RPD Limits |
|---|---|---|---|---|---|---|---|---|
| PCB Congeners/Homologs - Mansfield Lab Associated sample(s): 01-04 Batch: WG1421004-2 WG1421004-3 | | | | | | | | |
| Cl5-BZ#97 | 73 | | 78 | | 40-140 | 7 | | 30 |
| Cl6-BZ#148 | 79 | | 79 | | 40-140 | 0 | | 30 |
| Cl4-BZ#79 | 76 | | 74 | | 40-140 | 3 | | 30 |
| Cl5-BZ#116 | 76 | | 76 | | 40-140 | 0 | | 30 |
| Cl6-BZ#154-Cal | 82 | | 80 | | 40-140 | 2 | | 30 |
| Cl4-BZ#78 | 78 | | 79 | | 40-140 | 1 | | 30 |
| Cl5-BZ#87/#111 | 78 | | 77 | | 40-140 | 1 | | 30 |
| Cl6-BZ#136 | 81 | | 81 | | 40-140 | 0 | | 30 |
| Cl5-BZ#117 | 81 | | 83 | | 40-140 | 2 | | 30 |
| Cl5-BZ#115 | 77 | | 78 | | 40-140 | 1 | | 30 |
| Cl5-BZ#85 | 74 | | 78 | | 40-140 | 5 | | 30 |
| Cl5-BZ#120 | 73 | | 73 | | 40-140 | 0 | | 30 |
| Cl5-BZ#110 | 80 | | 78 | | 40-140 | 3 | | 30 |
| Cl4-BZ#81 | 75 | | 74 | | 40-140 | 1 | | 30 |
| Cl6-BZ#151 | 88 | | 86 | | 40-140 | 2 | | 30 |
| Cl6-BZ#135 | 87 | | 84 | | 40-140 | 4 | | 30 |
| Cl5-BZ#82 | 84 | | 83 | | 40-140 | 1 | | 30 |
| Cl6-BZ#144 | 89 | | 87 | | 40-140 | 2 | | 30 |
| Cl6-BZ#147/#149 | 87 | | 85 | | 40-140 | 2 | | 30 |
| Cl4-BZ#77 | 79 | | 77 | | 40-140 | 3 | | 30 |
| Cl6-BZ#143/#139 | 85 | | 87 | | 40-140 | 2 | | 30 |
| Cl5-BZ#124 | 85 | | 81 | | 40-140 | 5 | | 30 |
| Cl6-BZ#140 | 87 | | 86 | | 40-140 | 1 | | 30 |

# Lab Control Sample Analysis
## Batch Quality Control

**Project Name:** NEW BEDFORD HARBOR-LTM
**Project Number:** 60597627

**Lab Number:** L2042041
**Report Date:** 10/23/20

| Parameter | LCS %Recovery | Qual | LCSD %Recovery | Qual | %Recovery Limits | RPD | Qual | RPD Limits |
|---|---|---|---|---|---|---|---|---|
| PCB Congeners/Homologs - Mansfield Lab Associated sample(s): 01-04 Batch: WG1421004-2 WG1421004-3 | | | | | | | | |
| Cl5-BZ#108 | 91 | | 88 | | 40-140 | 3 | | 30 |
| Cl5-BZ#107/#123 | 84 | | 83 | | 40-140 | 1 | | 30 |
| Cl7-BZ#188-Cal/RTW | 89 | | 88 | | 40-140 | 1 | | 30 |
| Cl6-BZ#134 | 89 | | 87 | | 40-140 | 2 | | 30 |
| Cl5-BZ#106 | 85 | | 83 | | 40-140 | 2 | | 30 |
| Cl6-BZ#133 | 97 | | 97 | | 40-140 | 0 | | 30 |
| Cl6-BZ#142 | 81 | | 80 | | 40-140 | 1 | | 30 |
| Cl5-BZ#118 | 77 | | 78 | | 40-140 | 1 | | 30 |
| Cl6-BZ#131 | 88 | | 86 | | 40-140 | 2 | | 30 |
| Cl7-BZ#184 | 86 | | 84 | | 40-140 | 2 | | 30 |
| Cl6-BZ#165 | 86 | | 82 | | 40-140 | 5 | | 30 |
| Cl6-BZ#146 | 87 | | 85 | | 40-140 | 2 | | 30 |
| Cl6-BZ#161 | 86 | | 86 | | 40-140 | 0 | | 30 |
| Cl5-BZ#122 | 82 | | 79 | | 40-140 | 4 | | 30 |
| Cl6-BZ#168 | 86 | | 88 | | 40-140 | 2 | | 30 |
| Cl5-BZ#114 | 84 | | 84 | | 40-140 | 0 | | 30 |
| Cl6-BZ#153 | 88 | | 89 | | 40-140 | 1 | | 30 |
| Cl6-BZ#132 | 85 | | 85 | | 40-140 | 0 | | 30 |
| Cl7-BZ#179 | 88 | | 88 | | 40-140 | 0 | | 30 |
| Cl6-BZ#141 | 84 | | 82 | | 40-140 | 2 | | 30 |
| Cl7-BZ#176 | 86 | | 85 | | 40-140 | 1 | | 30 |
| Cl5-BZ#105 | 83 | | 81 | | 40-140 | 2 | | 30 |
| Cl6-BZ#137 | 88 | | 85 | | 40-140 | 3 | | 30 |

# Lab Control Sample Analysis
## Batch Quality Control

**Project Name:** NEW BEDFORD HARBOR-LTM
**Project Number:** 60597627

**Lab Number:** L2042041
**Report Date:** 10/23/20

| Parameter | LCS %Recovery | Qual | LCSD %Recovery | Qual | %Recovery Limits | RPD | Qual | RPD Limits |
|---|---|---|---|---|---|---|---|---|
| PCB Congeners/Homologs - Mansfield Lab Associated sample(s): 01-04 Batch: WG1421004-2 WG1421004-3 | | | | | | | | |
| Cl5-BZ#127 | 74 | | 71 | | 40-140 | 4 | | 30 |
| Cl7-BZ#186 | 79 | | 80 | | 40-140 | 1 | | 30 |
| Cl6-BZ#130/#164 | 86 | | 83 | | 40-140 | 4 | | 30 |
| Cl7-BZ#178 | 84 | | 86 | | 40-140 | 2 | | 30 |
| Cl6-BZ#138 | 80 | | 80 | | 40-140 | 0 | | 30 |
| Cl6-BZ#163/#160 | 87 | | 86 | | 40-140 | 1 | | 30 |
| Cl6-BZ#129/#158 | 85 | | 82 | | 40-140 | 4 | | 30 |
| Cl7-BZ#182/#175 | 88 | | 87 | | 40-140 | 1 | | 30 |
| Cl7-BZ#187 | 86 | | 84 | | 40-140 | 2 | | 30 |
| Cl7-BZ#183 | 81 | | 81 | | 40-140 | 0 | | 30 |
| Cl6-BZ#166 | 86 | | 83 | | 40-140 | 4 | | 30 |
| Cl6-BZ#159 | 72 | | 69 | | 40-140 | 4 | | 30 |
| Cl5-BZ#126 | 78 | | 74 | | 40-140 | 5 | | 30 |
| Cl7-BZ#185 | 84 | | 81 | | 40-140 | 4 | | 30 |
| Cl6-BZ#162 | 80 | | 75 | | 40-140 | 6 | | 30 |
| Cl7-BZ#174 | 89 | | 84 | | 40-140 | 6 | | 30 |
| Cl6-BZ#128 | 86 | | 82 | | 40-140 | 5 | | 30 |
| Cl8-BZ#202 | 88 | | 87 | | 40-140 | 1 | | 30 |
| Cl6-BZ#167 | 84 | | 81 | | 40-140 | 4 | | 30 |
| Cl7-BZ#181 | 86 | | 84 | | 40-140 | 2 | | 30 |
| Cl7-BZ#177 | 83 | | 81 | | 40-140 | 2 | | 30 |
| Cl8-BZ#204/#200-CAL | 87 | | 84 | | 40-140 | 4 | | 30 |
| Cl7-BZ#171 | 82 | | 79 | | 40-140 | 4 | | 30 |

# Lab Control Sample Analysis
## Batch Quality Control

**Project Name:** NEW BEDFORD HARBOR-LTM
**Project Number:** 60597627

**Lab Number:** L2042041
**Report Date:** 10/23/20

| Parameter | LCS %Recovery | Qual | LCSD %Recovery | Qual | %Recovery Limits | RPD | Qual | RPD Limits |
|---|---|---|---|---|---|---|---|---|
| PCB Congeners/Homologs - Mansfield Lab Associated sample(s): 01-04 Batch: WG1421004-2 WG1421004-3 | | | | | | | | |
| Cl7-BZ#173 | 80 | | 77 | | 40-140 | 4 | | 30 |
| Cl8-BZ#197 | 88 | | 84 | | 40-140 | 5 | | 30 |
| Cl7-BZ#172 | 78 | | 76 | | 40-140 | 3 | | 30 |
| Cl7-BZ#192 | 79 | | 74 | | 40-140 | 7 | | 30 |
| Cl6-BZ#156 | 78 | | 75 | | 40-140 | 4 | | 30 |
| Cl6-BZ#157 | 81 | | 75 | | 40-140 | 8 | | 30 |
| Cl7-BZ#180 | 85 | | 82 | | 40-140 | 4 | | 30 |
| Cl7-BZ#193 | 84 | | 78 | | 40-140 | 7 | | 30 |
| Cl8-BZ#199 | 88 | | 85 | | 40-140 | 3 | | 30 |
| Cl7-BZ#191 | 82 | | 77 | | 40-140 | 6 | | 30 |
| Cl8-BZ#198 | 77 | | 74 | | 40-140 | 4 | | 30 |
| Cl8-BZ#201 | 81 | | 78 | | 40-140 | 4 | | 30 |
| Cl7-BZ#170 | 82 | | 77 | | 40-140 | 6 | | 30 |
| Cl7-BZ#190 | 77 | | 75 | | 40-140 | 3 | | 30 |
| Cl8-BZ#196 | 90 | | 83 | | 40-140 | 8 | | 30 |
| Cl8-BZ#203 | 81 | | 76 | | 40-140 | 6 | | 30 |
| Cl6-BZ#169 | 72 | | 68 | | 40-140 | 6 | | 30 |
| Cl9-BZ#208 | 88 | | 83 | | 40-140 | 6 | | 30 |
| Cl9-BZ#207 | 87 | | 83 | | 40-140 | 5 | | 30 |
| Cl7-BZ#189 | 74 | | 70 | | 40-140 | 6 | | 30 |
| Cl8-BZ#195 | 85 | | 80 | | 40-140 | 6 | | 30 |
| Cl8-BZ#194 | 80 | | 78 | | 40-140 | 3 | | 30 |
| Cl8-BZ#205 | 82 | | 76 | | 40-140 | 8 | | 30 |

# Lab Control Sample Analysis
## Batch Quality Control

**Project Name:** NEW BEDFORD HARBOR-LTM
**Project Number:** 60597627

**Lab Number:** L2042041
**Report Date:** 10/23/20

| Parameter | LCS %Recovery | Qual | LCSD %Recovery | Qual | %Recovery Limits | RPD | Qual | RPD Limits |
|---|---|---|---|---|---|---|---|---|
| PCB Congeners/Homologs - Mansfield Lab Associated sample(s): 01-04 Batch: WG1421004-2 WG1421004-3 | | | | | | | | |
| Cl9-BZ#206-Cal/RTW | 86 | | 79 | | 40-140 | 8 | | 30 |
| Cl10-BZ#209-Cal/RTW | 90 | | 82 | | 40-140 | 9 | | 30 |

| Surrogate | LCS %Recovery | Qual | LCSD %Recovery | Qual | Acceptance Criteria |
|---|---|---|---|---|---|
| Cl3-BZ#19-C13 (surr) | 80 | | 83 | | 50-125 |
| Cl8-BZ#202-C13 (surr) | 88 | | 84 | | 50-125 |

# Lab Control Sample Analysis

## Batch Quality Control

**Project Name:** NEW BEDFORD HARBOR-LTM

**Project Number:** 60597627

**Lab Number:** L2042041

**Report Date:** 10/23/20

| Parameter | LCS %Recovery | Qual | LCSD %Recovery | Qual | %Recovery Limits | RPD | Qual | RPD Limits |
|---|---|---|---|---|---|---|---|---|
| PCB Congeners/Homologs - Mansfield Lab Associated sample(s): 05-14 Batch: WG1422363-2 WG1422363-3 | | | | | | | | |
| Cl1-BZ#1 | 77 | | 85 | | 40-140 | 10 | | 30 |
| Cl1-BZ#2 | 75 | | 84 | | 40-140 | 11 | | 30 |
| Cl1-BZ#3 | 75 | | 83 | | 40-140 | 10 | | 30 |
| Cl2-BZ#4/#10 | 74 | | 82 | | 40-140 | 10 | | 30 |
| Cl2-BZ#9 | 78 | | 86 | | 40-140 | 10 | | 30 |
| Cl2-BZ#7 | 77 | | 84 | | 40-140 | 9 | | 30 |
| Cl2-BZ#6 | 76 | | 85 | | 40-140 | 11 | | 30 |
| Cl2-BZ#5 | 75 | | 83 | | 40-140 | 10 | | 30 |
| Cl2-BZ#8 | 74 | | 83 | | 40-140 | 11 | | 30 |
| Cl3-BZ#19 | 74 | | 82 | | 40-140 | 10 | | 30 |
| Cl2-BZ#14 | 75 | | 83 | | 40-140 | 10 | | 30 |
| Cl3-BZ#30 | 72 | | 79 | | 40-140 | 9 | | 30 |
| Cl3-BZ#18 | 78 | | 87 | | 40-140 | 11 | | 30 |
| Cl2-BZ#11 | 74 | | 83 | | 40-140 | 11 | | 30 |
| Cl3-BZ#17 | 75 | | 83 | | 40-140 | 10 | | 30 |
| Cl2-BZ#12 | 75 | | 83 | | 40-140 | 10 | | 30 |
| Cl3-BZ#27 | 74 | | 83 | | 40-140 | 11 | | 30 |
| Cl2-BZ#13 | 73 | | 81 | | 40-140 | 10 | | 30 |
| Cl3-BZ#24 | 74 | | 82 | | 40-140 | 10 | | 30 |
| Cl3-BZ#16 | 76 | | 85 | | 40-140 | 11 | | 30 |
| Cl3-BZ#32 | 74 | | 83 | | 40-140 | 11 | | 30 |
| Cl2-BZ#15 | 68 | | 75 | | 40-140 | 10 | | 30 |
| Cl3-BZ#34 | 74 | | 83 | | 40-140 | 11 | | 30 |

# Lab Control Sample Analysis
## Batch Quality Control

**Project Name:** NEW BEDFORD HARBOR-LTM
**Project Number:** 60597627

**Lab Number:** L2042041
**Report Date:** 10/23/20

| Parameter | LCS %Recovery | Qual | LCSD %Recovery | Qual | %Recovery Limits | RPD | Qual | RPD Limits |
|---|---|---|---|---|---|---|---|---|
| PCB Congeners/Homologs - Mansfield Lab Associated sample(s): 05-14 Batch: WG1422363-2 WG1422363-3 | | | | | | | | |
| Cl3-BZ#23 | 73 | | 81 | | 40-140 | 10 | | 30 |
| Cl4-BZ#54 | 72 | | 81 | | 40-140 | 12 | | 30 |
| Cl3-BZ#29-Cal | 75 | | 84 | | 40-140 | 11 | | 30 |
| Cl4-BZ#50-Cal | 77 | | 87 | | 40-140 | 12 | | 30 |
| Cl3-BZ#26 | 76 | | 83 | | 40-140 | 9 | | 30 |
| Cl3-BZ#25 | 76 | | 85 | | 40-140 | 11 | | 30 |
| Cl4-BZ#53 | 78 | | 87 | | 40-140 | 11 | | 30 |
| Cl3-BZ#-31 | 72 | | 85 | | 40-140 | 17 | | 30 |
| Cl3-BZ#28 | 77 | | 85 | | 40-140 | 10 | | 30 |
| Cl3-BZ#33 | 61 | | 69 | | 40-140 | 12 | | 30 |
| Cl4-BZ#51 | 71 | | 81 | | 40-140 | 13 | | 30 |
| Cl3-BZ#21/#20 | 80 | | 88 | | 40-140 | 10 | | 30 |
| Cl4-BZ#45 | 78 | | 86 | | 40-140 | 10 | | 30 |
| Cl3-BZ#22 | 74 | | 83 | | 40-140 | 11 | | 30 |
| Cl4-BZ#73/#46 | 76 | | 84 | | 40-140 | 10 | | 30 |
| Cl4-BZ#69 | 77 | | 87 | | 40-140 | 12 | | 30 |
| Cl4-BZ#43 | 68 | | 74 | | 40-140 | 8 | | 30 |
| Cl3-BZ#36 | 73 | | 80 | | 40-140 | 9 | | 30 |
| Cl4-BZ#52 | 74 | | 82 | | 40-140 | 10 | | 30 |
| Cl4-BZ#48 | 75 | | 85 | | 40-140 | 13 | | 30 |
| Cl4-BZ#49 | 74 | | 83 | | 40-140 | 11 | | 30 |
| Cl5-BZ#104 | 79 | | 83 | | 40-140 | 5 | | 30 |
| Cl4-BZ#47 | 74 | | 80 | | 40-140 | 8 | | 30 |

# Lab Control Sample Analysis
## Batch Quality Control

**Project Name:** NEW BEDFORD HARBOR-LTM
**Project Number:** 60597627

**Lab Number:** L2042041
**Report Date:** 10/23/20

| Parameter | LCS %Recovery | Qual | LCSD %Recovery | Qual | %Recovery Limits | RPD | Qual | RPD Limits |
|---|---|---|---|---|---|---|---|---|
| PCB Congeners/Homologs - Mansfield Lab Associated sample(s): 05-14 Batch: WG1422363-2 WG1422363-3 | | | | | | | | |
| Cl4-BZ#65/#75/#62 | 76 | | 85 | | 40-140 | 11 | | 30 |
| Cl3-BZ#39 | 68 | | 76 | | 40-140 | 11 | | 30 |
| Cl3-BZ#38 | 75 | | 84 | | 40-140 | 11 | | 30 |
| Cl4-BZ#44 | 76 | | 83 | | 40-140 | 9 | | 30 |
| Cl4-BZ#59 | 79 | | 87 | | 40-140 | 10 | | 30 |
| Cl4-BZ#42 | 73 | | 81 | | 40-140 | 10 | | 30 |
| Cl4-BZ#71 | 77 | | 86 | | 40-140 | 11 | | 30 |
| Cl3-BZ#35 | 72 | | 79 | | 40-140 | 9 | | 30 |
| Cl4-BZ#41 | 75 | | 84 | | 40-140 | 11 | | 30 |
| Cl4-BZ#72 | 75 | | 83 | | 40-140 | 10 | | 30 |
| Cl5-BZ#96 | 78 | | 84 | | 40-140 | 7 | | 30 |
| Cl5-BZ#103 | 79 | | 86 | | 40-140 | 8 | | 30 |
| Cl4-BZ#68/#64 | 75 | | 84 | | 40-140 | 11 | | 30 |
| Cl4-BZ#40 | 70 | | 81 | | 40-140 | 15 | | 30 |
| Cl3-BZ#37 | 73 | | 80 | | 40-140 | 9 | | 30 |
| Cl5-BZ#100 | 74 | | 83 | | 40-140 | 11 | | 30 |
| Cl5-BZ#94 | 78 | | 89 | | 40-140 | 13 | | 30 |
| Cl4-BZ#57 | 75 | | 83 | | 40-140 | 10 | | 30 |
| Cl4-BZ#67/#58 | 75 | | 84 | | 40-140 | 11 | | 30 |
| Cl5-BZ#102 | 77 | | 85 | | 40-140 | 10 | | 30 |
| Cl4-BZ#61 | 77 | | 85 | | 40-140 | 10 | | 30 |
| Cl5-BZ#98 | 77 | | 85 | | 40-140 | 10 | | 30 |
| Cl4-BZ#76 | 72 | | 79 | | 40-140 | 9 | | 30 |

# Lab Control Sample Analysis
## Batch Quality Control

**Project Name:** NEW BEDFORD HARBOR-LTM
**Project Number:** 60597627

**Lab Number:** L2042041
**Report Date:** 10/23/20

| Parameter | LCS %Recovery | Qual | LCSD %Recovery | Qual | %Recovery Limits | RPD | Qual | RPD Limits |
|---|---|---|---|---|---|---|---|---|
| PCB Congeners/Homologs - Mansfield Lab Associated sample(s): 05-14 Batch: WG1422363-2 WG1422363-3 | | | | | | | | |
| Cl5-BZ#93 | 76 | | 82 | | 40-140 | 8 | | 30 |
| Cl4-BZ#63 | 71 | | 80 | | 40-140 | 12 | | 30 |
| Cl5-BZ#121/#95/#88 | 76 | | 83 | | 40-140 | 9 | | 30 |
| Cl4-BZ#74 | 76 | | 84 | | 40-140 | 10 | | 30 |
| Cl6-BZ#155 | 74 | | 81 | | 40-140 | 9 | | 30 |
| Cl4-BZ#70 | 75 | | 83 | | 40-140 | 10 | | 30 |
| Cl5-BZ#91 | 72 | | 79 | | 40-140 | 9 | | 30 |
| Cl4-BZ#66 | 73 | | 84 | | 40-140 | 14 | | 30 |
| Cl4-BZ#80 | 74 | | 83 | | 40-140 | 11 | | 30 |
| Cl4-BZ#55 | 71 | | 78 | | 40-140 | 9 | | 30 |
| Cl5-BZ#92 | 74 | | 81 | | 40-140 | 9 | | 30 |
| Cl5-BZ#89/#84 | 76 | | 84 | | 40-140 | 10 | | 30 |
| Cl5-BZ#101/#90 | 79 | | 88 | | 40-140 | 11 | | 30 |
| Cl4-BZ#56 | 73 | | 81 | | 40-140 | 10 | | 30 |
| Cl5-BZ#113 | 76 | | 84 | | 40-140 | 10 | | 30 |
| Cl5-BZ#99 | 80 | | 88 | | 40-140 | 10 | | 30 |
| Cl6-BZ#150 | 75 | | 81 | | 40-140 | 8 | | 30 |
| Cl4-BZ#60 | 73 | | 81 | | 40-140 | 10 | | 30 |
| Cl6-BZ#152 | 76 | | 82 | | 40-140 | 8 | | 30 |
| Cl5-BZ#119 | 81 | | 89 | | 40-140 | 9 | | 30 |
| Cl5-BZ#83/#125/#112 | 76 | | 87 | | 40-140 | 13 | | 30 |
| Cl5-BZ#86/#109 | 74 | | 76 | | 40-140 | 3 | | 30 |
| Cl6-BZ#145 | 74 | | 82 | | 40-140 | 10 | | 30 |

# Lab Control Sample Analysis
## Batch Quality Control

**Project Name:** NEW BEDFORD HARBOR-LTM
**Project Number:** 60597627

**Lab Number:** L2042041
**Report Date:** 10/23/20

| Parameter | LCS %Recovery | Qual | LCSD %Recovery | Qual | %Recovery Limits | RPD | Qual | RPD Limits |
|---|---|---|---|---|---|---|---|---|
| PCB Congeners/Homologs - Mansfield Lab Associated sample(s): 05-14 Batch: WG1422363-2 WG1422363-3 | | | | | | | | |
| Cl5-BZ#97 | 74 | | 82 | | 40-140 | 10 | | 30 |
| Cl6-BZ#148 | 75 | | 83 | | 40-140 | 10 | | 30 |
| Cl4-BZ#79 | 74 | | 82 | | 40-140 | 10 | | 30 |
| Cl5-BZ#116 | 78 | | 84 | | 40-140 | 7 | | 30 |
| Cl6-BZ#154-Cal | 78 | | 84 | | 40-140 | 7 | | 30 |
| Cl4-BZ#78 | 74 | | 83 | | 40-140 | 11 | | 30 |
| Cl5-BZ#87/#111 | 76 | | 86 | | 40-140 | 12 | | 30 |
| Cl6-BZ#136 | 74 | | 82 | | 40-140 | 10 | | 30 |
| Cl5-BZ#117 | 81 | | 88 | | 40-140 | 8 | | 30 |
| Cl5-BZ#115 | 71 | | 83 | | 40-140 | 16 | | 30 |
| Cl5-BZ#85 | 74 | | 78 | | 40-140 | 5 | | 30 |
| Cl5-BZ#120 | 74 | | 81 | | 40-140 | 9 | | 30 |
| Cl5-BZ#110 | 79 | | 87 | | 40-140 | 10 | | 30 |
| Cl4-BZ#81 | 73 | | 81 | | 40-140 | 10 | | 30 |
| Cl6-BZ#151 | 74 | | 82 | | 40-140 | 10 | | 30 |
| Cl6-BZ#135 | 72 | | 80 | | 40-140 | 11 | | 30 |
| Cl5-BZ#82 | 71 | | 82 | | 40-140 | 14 | | 30 |
| Cl6-BZ#144 | 73 | | 80 | | 40-140 | 9 | | 30 |
| Cl6-BZ#147/#149 | 73 | | 82 | | 40-140 | 12 | | 30 |
| Cl4-BZ#77 | 69 | | 78 | | 40-140 | 12 | | 30 |
| Cl6-BZ#143/#139 | 73 | | 82 | | 40-140 | 12 | | 30 |
| Cl5-BZ#124 | 74 | | 82 | | 40-140 | 10 | | 30 |
| Cl6-BZ#140 | 72 | | 79 | | 40-140 | 9 | | 30 |

# Lab Control Sample Analysis
## Batch Quality Control

**Project Name:** NEW BEDFORD HARBOR-LTM
**Project Number:** 60597627

**Lab Number:** L2042041
**Report Date:** 10/23/20

| Parameter | LCS %Recovery | Qual | LCSD %Recovery | Qual | %Recovery Limits | RPD | Qual | RPD Limits |
|---|---|---|---|---|---|---|---|---|
| PCB Congeners/Homologs - Mansfield Lab Associated sample(s): 05-14 Batch: WG1422363-2 WG1422363-3 | | | | | | | | |
| Cl5-BZ#108 | 74 | | 84 | | 40-140 | 13 | | 30 |
| Cl5-BZ#107/#123 | 75 | | 84 | | 40-140 | 11 | | 30 |
| Cl7-BZ#188-Cal/RTW | 72 | | 79 | | 40-140 | 9 | | 30 |
| Cl6-BZ#134 | 72 | | 80 | | 40-140 | 11 | | 30 |
| Cl5-BZ#106 | 73 | | 82 | | 40-140 | 12 | | 30 |
| Cl6-BZ#133 | 82 | | 92 | | 40-140 | 11 | | 30 |
| Cl6-BZ#142 | 64 | | 74 | | 40-140 | 14 | | 30 |
| Cl5-BZ#118 | 69 | | 81 | | 40-140 | 16 | | 30 |
| Cl6-BZ#131 | 73 | | 80 | | 40-140 | 9 | | 30 |
| Cl7-BZ#184 | 69 | | 82 | | 40-140 | 17 | | 30 |
| Cl6-BZ#165 | 70 | | 81 | | 40-140 | 15 | | 30 |
| Cl6-BZ#146 | 76 | | 84 | | 40-140 | 10 | | 30 |
| Cl6-BZ#161 | 74 | | 83 | | 40-140 | 11 | | 30 |
| Cl5-BZ#122 | 72 | | 80 | | 40-140 | 11 | | 30 |
| Cl6-BZ#168 | 75 | | 86 | | 40-140 | 14 | | 30 |
| Cl5-BZ#114 | 72 | | 79 | | 40-140 | 9 | | 30 |
| Cl6-BZ#153 | 72 | | 83 | | 40-140 | 14 | | 30 |
| Cl6-BZ#132 | 72 | | 80 | | 40-140 | 11 | | 30 |
| Cl7-BZ#179 | 76 | | 82 | | 40-140 | 8 | | 30 |
| Cl6-BZ#141 | 73 | | 82 | | 40-140 | 12 | | 30 |
| Cl7-BZ#176 | 74 | | 82 | | 40-140 | 10 | | 30 |
| Cl5-BZ#105 | 78 | | 88 | | 40-140 | 12 | | 30 |
| Cl6-BZ#137 | 78 | | 86 | | 40-140 | 10 | | 30 |

# Lab Control Sample Analysis
## Batch Quality Control

**Project Name:** NEW BEDFORD HARBOR-LTM
**Project Number:** 60597627

**Lab Number:** L2042041
**Report Date:** 10/23/20

| Parameter | LCS %Recovery | Qual | LCSD %Recovery | Qual | %Recovery Limits | RPD | Qual | RPD Limits |
|---|---|---|---|---|---|---|---|---|
| PCB Congeners/Homologs - Mansfield Lab Associated sample(s): 05-14 Batch: WG1422363-2 WG1422363-3 | | | | | | | | |
| Cl5-BZ#127 | 68 | | 76 | | 40-140 | 11 | | 30 |
| Cl7-BZ#186 | 68 | | 74 | | 40-140 | 8 | | 30 |
| Cl6-BZ#130/#164 | 74 | | 83 | | 40-140 | 11 | | 30 |
| Cl7-BZ#178 | 76 | | 84 | | 40-140 | 10 | | 30 |
| Cl6-BZ#138 | 74 | | 86 | | 40-140 | 15 | | 30 |
| Cl6-BZ#163/#160 | 76 | | 82 | | 40-140 | 8 | | 30 |
| Cl6-BZ#129/#158 | 72 | | 80 | | 40-140 | 11 | | 30 |
| Cl7-BZ#182/#175 | 74 | | 81 | | 40-140 | 9 | | 30 |
| Cl7-BZ#187 | 77 | | 90 | | 40-140 | 16 | | 30 |
| Cl7-BZ#183 | 76 | | 89 | | 40-140 | 16 | | 30 |
| Cl6-BZ#166 | 79 | | 87 | | 40-140 | 10 | | 30 |
| Cl6-BZ#159 | 74 | | 82 | | 40-140 | 10 | | 30 |
| Cl5-BZ#126 | 74 | | 81 | | 40-140 | 9 | | 30 |
| Cl7-BZ#185 | 76 | | 83 | | 40-140 | 9 | | 30 |
| Cl6-BZ#162 | 70 | | 81 | | 40-140 | 15 | | 30 |
| Cl7-BZ#174 | 74 | | 83 | | 40-140 | 11 | | 30 |
| Cl6-BZ#128 | 73 | | 86 | | 40-140 | 16 | | 30 |
| Cl8-BZ#202 | 74 | | 82 | | 40-140 | 10 | | 30 |
| Cl6-BZ#167 | 76 | | 83 | | 40-140 | 9 | | 30 |
| Cl7-BZ#181 | 75 | | 84 | | 40-140 | 11 | | 30 |
| Cl7-BZ#177 | 76 | | 84 | | 40-140 | 10 | | 30 |
| Cl8-BZ#204/#200-CAL | 74 | | 83 | | 40-140 | 11 | | 30 |
| Cl7-BZ#171 | 78 | | 84 | | 40-140 | 7 | | 30 |

# Lab Control Sample Analysis
## Batch Quality Control

**Project Name:** NEW BEDFORD HARBOR-LTM
**Project Number:** 60597627

**Lab Number:** L2042041
**Report Date:** 10/23/20

| Parameter | LCS %Recovery | Qual | LCSD %Recovery | Qual | %Recovery Limits | RPD | Qual | RPD Limits |
|---|---|---|---|---|---|---|---|---|
| PCB Congeners/Homologs - Mansfield Lab Associated sample(s): 05-14 Batch: WG1422363-2 WG1422363-3 | | | | | | | | |
| Cl7-BZ#173 | 77 | | 84 | | 40-140 | 9 | | 30 |
| Cl8-BZ#197 | 77 | | 85 | | 40-140 | 10 | | 30 |
| Cl7-BZ#172 | 79 | | 89 | | 40-140 | 12 | | 30 |
| Cl7-BZ#192 | 75 | | 82 | | 40-140 | 9 | | 30 |
| Cl6-BZ#156 | 76 | | 83 | | 40-140 | 9 | | 30 |
| Cl6-BZ#157 | 73 | | 80 | | 40-140 | 9 | | 30 |
| Cl7-BZ#180 | 70 | | 82 | | 40-140 | 16 | | 30 |
| Cl7-BZ#193 | 72 | | 80 | | 40-140 | 11 | | 30 |
| Cl8-BZ#199 | 76 | | 85 | | 40-140 | 11 | | 30 |
| Cl7-BZ#191 | 78 | | 87 | | 40-140 | 11 | | 30 |
| Cl8-BZ#198 | 82 | | 88 | | 40-140 | 7 | | 30 |
| Cl8-BZ#201 | 74 | | 85 | | 40-140 | 14 | | 30 |
| Cl7-BZ#170 | 81 | | 97 | | 40-140 | 18 | | 30 |
| Cl7-BZ#190 | 76 | | 82 | | 40-140 | 8 | | 30 |
| Cl8-BZ#196 | 78 | | 94 | | 40-140 | 19 | | 30 |
| Cl8-BZ#203 | 79 | | 79 | | 40-140 | 0 | | 30 |
| Cl6-BZ#169 | 73 | | 81 | | 40-140 | 10 | | 30 |
| Cl9-BZ#208 | 83 | | 89 | | 40-140 | 7 | | 30 |
| Cl9-BZ#207 | 82 | | 91 | | 40-140 | 10 | | 30 |
| Cl7-BZ#189 | 80 | | 88 | | 40-140 | 10 | | 30 |
| Cl8-BZ#195 | 80 | | 96 | | 40-140 | 18 | | 30 |
| Cl8-BZ#194 | 88 | | 100 | | 40-140 | 13 | | 30 |
| Cl8-BZ#205 | 86 | | 96 | | 40-140 | 11 | | 30 |

# Lab Control Sample Analysis

## Batch Quality Control

**Project Name:** NEW BEDFORD HARBOR-LTM

**Project Number:** 60597627

**Lab Number:** L2042041

**Report Date:** 10/23/20

| Parameter | LCS %Recovery | Qual | LCSD %Recovery | Qual | %Recovery Limits | RPD | Qual | RPD Limits |
|---|---|---|---|---|---|---|---|---|
| PCB Congeners/Homologs - Mansfield Lab Associated sample(s): 05-14 Batch: WG1422363-2 WG1422363-3 | | | | | | | | |
| Cl9-BZ#206-Cal/RTW | 88 | | 105 | | 40-140 | 18 | | 30 |
| Cl10-BZ#209-Cal/RTW | 88 | | 105 | | 40-140 | 18 | | 30 |

| Surrogate | LCS %Recovery | Qual | LCSD %Recovery | Qual | Acceptance Criteria |
|---|---|---|---|---|---|
| Cl3-BZ#19-C13 (surr) | 70 | | 82 | | 50-125 |
| Cl8-BZ#202-C13 (surr) | 70 | | 85 | | 50-125 |

# Matrix Spike Analysis

***Batch Quality Control***

***Project Name:*** NEW BEDFORD HARBOR-LTM

***Project Number:*** 60597627

***Lab Number:*** L2042041

***Report Date:*** 10/23/20

| Parameter | Native Sample | MS Added | MS Found | MS %Recovery | Qual | MSD Found | MSD %Recovery | Qual | Recovery Limits | RPD | Qual | RPD Limits |
|---|---|---|---|---|---|---|---|---|---|---|---|---|
| PCB Congeners/Homologs - Mansfield Lab Associated sample(s): 01-04 QC Batch ID: WG1421004-5 WG1421004-6 QC Sample: L2042041-02 Client ID: S-226-20FSP20-01 | | | | | | | | | | | | |
| Cl1-BZ#1-Cal/RTW | 1.31 | 10.1 | 7.84 | 65 | | 7.19 | 58 | | 40-140 | 9 | | 30 |
| Cl1-BZ#2 | ND | 10.1 | 7.25 | 72 | | 6.90 | 67 | | 40-140 | 5 | | 30 |
| Cl1-BZ#3 | 2.51 | 10.1 | 9.08 | 65 | | 8.74 | 61 | | 40-140 | 4 | | 30 |
| Cl2-BZ#4/#10 | 6.00 | 20.1 | 19.7 | 68 | | 18.3 | 60 | | 40-140 | 7 | | 30 |
| Cl2-BZ#9 | 2.04 | 10.1 | 9.00 | 69 | | 9.51 | 73 | | 40-140 | 6 | | 30 |
| Cl2-BZ#7 | 1.75 | 10.1 | 8.46 | 67 | | 8.37 | 65 | | 40-140 | 1 | | 30 |
| Cl2-BZ#6 | 28.1 | 10.1 | 39.2 | 110 | | 36.4 | 81 | | 40-140 | 7 | | 30 |
| Cl2-BZ#5 | ND | 10.1 | 8.20 | 81 | | 7.86 | 77 | | 40-140 | 4 | | 30 |
| Cl2-BZ#8 | 43.6 | 10.1 | 52.3 | 86 | | 49.4 | 57 | | 40-140 | 6 | | 30 |
| Cl3-BZ#19 | 3.53 | 10.1 | 10.9 | 73 | | 10.3 | 66 | | 40-140 | 6 | | 30 |
| Cl2-BZ#14 | ND | 10.1 | 8.00 | 79 | | 7.94 | 78 | | 40-140 | 1 | | 30 |
| Cl3-BZ#30 | ND | 10.1 | 7.57 | 75 | | 7.66 | 75 | | 40-140 | 1 | | 30 |
| Cl3-BZ#18 | 78.2 | 10.1 | 87.3 | 90 | | 82.9 | 46 | | 40-140 | 5 | | 30 |
| Cl2-BZ#11 | 11.0 | 10.1 | 18.8 | 77 | | 17.7 | 66 | | 40-140 | 6 | | 30 |
| Cl3-BZ#17 | 45.6 | 10.1 | 53.6 | 79 | | 50.3 | 46 | | 40-140 | 6 | | 30 |
| Cl2-BZ#12 | ND | 10.1 | 8.67 | 86 | | 8.80 | 86 | | 40-140 | 1 | | 30 |
| Cl3-BZ#27 | 13.4 | 10.1 | 20.0 | 66 | | 19.1 | 56 | | 40-140 | 5 | | 30 |
| Cl2-BZ#13 | 37.1 | 10.1 | 45.0 | 78 | | 43.2 | 60 | | 40-140 | 4 | | 30 |
| Cl3-BZ#24 | ND | 10.1 | 9.40 | 93 | | 9.21 | 90 | | 40-140 | 2 | | 30 |
| Cl3-BZ#16 | 13.1 | 10.1 | 20.6 | 75 | | 19.8 | 66 | | 40-140 | 4 | | 30 |
| Cl3-BZ#32 | 28.6 | 10.1 | 37.5 | 88 | | 35.3 | 66 | | 40-140 | 6 | | 30 |
| Cl2-BZ#15 | 72.8 | 10.1 | 79.5 | 67 | | 75.4 | **25** | Q | 40-140 | 5 | | 30 |
| Cl3-BZ#34 | 3.33 | 10.1 | 10.9 | 75 | | 10.8 | 73 | | 40-140 | 1 | | 30 |

# Matrix Spike Analysis

***Batch Quality Control***

***Project Name:*** NEW BEDFORD HARBOR-LTM

***Project Number:*** 60597627

***Lab Number:*** L2042041

***Report Date:*** 10/23/20

| Parameter | Native Sample | MS Added | MS Found | MS %Recovery | Qual | MSD Found | MSD %Recovery | Qual | Recovery Limits | RPD | Qual | RPD Limits |
|---|---|---|---|---|---|---|---|---|---|---|---|---|
| PCB Congeners/Homologs - Mansfield Lab Associated sample(s): 01-04 QC Batch ID: WG1421004-5 WG1421004-6 QC Sample: L2042041-02 Client ID: S-226-20FSP20-01 | | | | | | | | | | | | |
| Cl3-BZ#23 | ND | 10.1 | 8.52 | 85 | | 7.87 | 77 | | 40-140 | 8 | | 30 |
| Cl4-BZ#54 | ND | 10.1 | 7.69 | 76 | | 7.66 | 75 | | 40-140 | 0 | | 30 |
| Cl3-BZ#29-Cal | ND | 10.1 | 9.21 | 91 | | 9.07 | 89 | | 40-140 | 2 | | 30 |
| Cl4-BZ#50-Cal | ND | 10.1 | 13.4 | 133 | | 13.6 | 133 | | 40-140 | 1 | | 30 |
| Cl3-BZ#26 | 195 | 10.1 | 204 | 89 | | 196 | **10** | Q | 40-140 | 4 | | 30 |
| Cl3-BZ#25 | 126 | 10.1 | 135 | 89 | | 130 | **39** | Q | 40-140 | 4 | | 30 |
| Cl4-BZ#53 | 28.0 | 10.1 | 35.9 | 78 | | 37.3 | 91 | | 40-140 | 4 | | 30 |
| Cl3-BZ#-31 | 345 | 10.1 | 356 | 109 | | 340 | **0** | Q | 40-140 | 5 | | 30 |
| Cl3-BZ#28 | 379 | 10.1 | 389 | 99 | | 375 | **0** | Q | 40-140 | 4 | | 30 |
| Cl3-BZ#33 | 45.8 | 10.1 | 49.7 | **39** | Q | 48.0 | **22** | Q | 40-140 | 3 | | 30 |
| Cl4-BZ#51 | 12.0 | 10.1 | 18.0 | 60 | | 18.3 | 62 | | 40-140 | 2 | | 30 |
| Cl3-BZ#21/#20 | 17.5 | 20.1 | 35.1 | 87 | | 34.7 | 84 | | 40-140 | 1 | | 30 |
| Cl4-BZ#45 | 16.4 | 10.1 | 24.0 | 76 | | 24.0 | 74 | | 40-140 | 0 | | 30 |
| Cl3-BZ#22 | 70.2 | 10.1 | 77.4 | 72 | | 74.7 | 44 | | 40-140 | 4 | | 30 |
| Cl4-BZ#73/#46 | 8.17 | 20.1 | 24.0 | 79 | | 24.0 | 77 | | 40-140 | 0 | | 30 |
| Cl4-BZ#69 | 1.78 | 10.1 | 8.56 | 67 | | 8.09 | 62 | | 40-140 | 6 | | 30 |
| Cl4-BZ#43 | 4.10 | 10.1 | 10.7 | 66 | | 11.1 | 68 | | 40-140 | 4 | | 30 |
| Cl3-BZ#36 | 1.79 | 10.1 | 9.96 | 81 | | 9.76 | 78 | | 40-140 | 2 | | 30 |
| Cl4-BZ#52 | 346 | 10.1 | 347 | **10** | Q | 337 | **0** | Q | 40-140 | 3 | | 30 |
| Cl4-BZ#48 | 22.0 | 10.1 | 29.7 | 77 | | 28.0 | 59 | | 40-140 | 6 | | 30 |
| Cl4-BZ#49 | 404 | 10.1 | 409 | 50 | | 399 | **0** | Q | 40-140 | 2 | | 30 |
| Cl5-BZ#104 | ND | 10.1 | 7.61 | 76 | | 7.59 | 74 | | 40-140 | 0 | | 30 |
| Cl4-BZ#47 | 152 | 10.1 | 170 | **179** | Q | 161 | 88 | | 40-140 | 5 | | 30 |

# Matrix Spike Analysis

***Batch Quality Control***

***Project Name:*** NEW BEDFORD HARBOR-LTM

***Project Number:*** 60597627

***Lab Number:*** L2042041

***Report Date:*** 10/23/20

| Parameter | Native Sample | MS Added | MS Found | MS %Recovery | Qual | MSD Found | MSD %Recovery | Qual | Recovery Limits | RPD | Qual | RPD Limits |
|---|---|---|---|---|---|---|---|---|---|---|---|---|
| PCB Congeners/Homologs - Mansfield Lab Associated sample(s): 01-04 QC Batch ID: WG1421004-5 WG1421004-6 QC Sample: L2042041-02 Client ID: S-226-20FSP20-01 | | | | | | | | | | | | |
| Cl4-BZ#65/#75/#62 | 8.76 | 30.2 | 23.9 | 50 | | 24.2 | 50 | | 40-140 | 1 | | 30 |
| Cl3-BZ#39 | 2.16 | 10.1 | 8.10 | 59 | | 7.93 | 56 | | 40-140 | 2 | | 30 |
| Cl3-BZ#38 | ND | 10.1 | 7.90 | 78 | | 8.02 | 78 | | 40-140 | 2 | | 30 |
| Cl4-BZ#44 | 127 | 10.1 | 139 | 119 | | 134 | 68 | | 40-140 | 4 | | 30 |
| Cl4-BZ#59 | 23.1 | 10.1 | 30.9 | 77 | | 29.9 | 67 | | 40-140 | 3 | | 30 |
| Cl4-BZ#42 | 67.0 | 10.1 | 75.3 | 82 | | 73.5 | 64 | | 40-140 | 2 | | 30 |
| Cl4-BZ#71 | 50.8 | 10.1 | 57.6 | 68 | | 55.7 | 48 | | 40-140 | 3 | | 30 |
| Cl3-BZ#35 | 7.11 | 10.1 | 15.0 | 78 | | 13.3 | 61 | | 40-140 | 12 | | 30 |
| Cl4-BZ#41 | 6.36 | 10.1 | 12.5 | 61 | | 13.0 | 65 | | 40-140 | 4 | | 30 |
| Cl4-BZ#72 | 16.2 | 10.1 | 24.1 | 78 | | 23.4 | 70 | | 40-140 | 3 | | 30 |
| Cl5-BZ#96 | 1.98 | 10.1 | 8.97 | 69 | | 9.06 | 69 | | 40-140 | 1 | | 30 |
| Cl5-BZ#103 | 9.72 | 10.1 | 17.5 | 77 | | 17.0 | 71 | | 40-140 | 3 | | 30 |
| Cl4-BZ#68/#64 | 117 | 20.1 | 134 | 84 | | 130 | 64 | | 40-140 | 3 | | 30 |
| Cl4-BZ#40 | 20.6 | 10.1 | 27.2 | 66 | | 25.5 | 48 | | 40-140 | 6 | | 30 |
| Cl3-BZ#37 | 75.6 | 10.1 | 80.5 | 49 | | 77.9 | **23** | Q | 40-140 | 3 | | 30 |
| Cl5-BZ#100 | 7.47 | 10.1 | 15.4 | 79 | | 14.8 | 72 | | 40-140 | 4 | | 30 |
| Cl5-BZ#94 | 1.58 | 10.1 | 8.89 | 73 | | 8.82 | 71 | | 40-140 | 1 | | 30 |
| Cl4-BZ#57 | 6.64 | 10.1 | 16.1 | 94 | | 14.3 | 75 | | 40-140 | 12 | | 30 |
| Cl4-BZ#67/#58 | 34.1 | 20.1 | 50.2 | 80 | | 48.0 | 68 | | 40-140 | 4 | | 30 |
| Cl5-BZ#102 | 14.4 | 10.1 | 21.5 | 71 | | 20.2 | 57 | | 40-140 | 6 | | 30 |
| Cl4-BZ#61 | ND | 10.1 | 9.03 | 90 | | 8.54 | 84 | | 40-140 | 6 | | 30 |
| Cl5-BZ#98 | 2.65 | 10.1 | 9.48 | 68 | | 9.76 | 70 | | 40-140 | 3 | | 30 |
| Cl4-BZ#76 | ND | 10.1 | 7.72 | 77 | | 7.58 | 74 | | 40-140 | 2 | | 30 |

# Matrix Spike Analysis

***Batch Quality Control***

***Project Name:*** NEW BEDFORD HARBOR-LTM

***Project Number:*** 60597627

***Lab Number:*** L2042041

***Report Date:*** 10/23/20

| Parameter | Native Sample | MS Added | MS Found | MS %Recovery | Qual | MSD Found | MSD %Recovery | Qual | Recovery Limits | RPD | Qual | RPD Limits |
|---|---|---|---|---|---|---|---|---|---|---|---|---|
| PCB Congeners/Homologs - Mansfield Lab Associated sample(s): 01-04 QC Batch ID: WG1421004-5 WG1421004-6 QC Sample: L2042041-02 Client ID: S-226-20FSP20-01 | | | | | | | | | | | | |
| Cl5-BZ#93 | 1.16 | 10.1 | 8.14 | 69 | | 8.41 | 71 | | 40-140 | 3 | | 30 |
| Cl4-BZ#63 | 16.5 | 10.1 | 24.9 | 83 | | 25.8 | 91 | | 40-140 | 4 | | 30 |
| Cl5-BZ#121/#95/#88 | 166 | 30.2 | 186 | 66 | | 177 | **36** | Q | 40-140 | 5 | | 30 |
| Cl4-BZ#74 | 153 | 10.1 | 161 | 79 | | 154 | **10** | Q | 40-140 | 4 | | 30 |
| Cl6-BZ#155 | ND | 10.1 | 7.72 | 77 | | 7.49 | 73 | | 40-140 | 3 | | 30 |
| Cl4-BZ#70 | 205 | 10.1 | 210 | 50 | | 201 | **0** | Q | 40-140 | 4 | | 30 |
| Cl5-BZ#91 | 92.8 | 10.1 | 100 | 72 | | 95.2 | **24** | Q | 40-140 | 5 | | 30 |
| Cl4-BZ#66 | 258 | 10.1 | 262 | **40** | Q | 253 | **0** | Q | 40-140 | 3 | | 30 |
| Cl4-BZ#80 | ND | 10.1 | 9.78 | 97 | | 8.56 | 84 | | 40-140 | 13 | | 30 |
| Cl4-BZ#55 | ND | 10.1 | 15.6 | **155** | Q | 16.4 | **160** | Q | 40-140 | 5 | | 30 |
| Cl5-BZ#92 | 82.8 | 10.1 | 86.4 | **36** | Q | 84.9 | **21** | Q | 40-140 | 2 | | 30 |
| Cl5-BZ#89/#84 | 60.5 | 20.1 | 74.4 | 69 | | 72.2 | 57 | | 40-140 | 3 | | 30 |
| Cl5-BZ#101/#90 | 422 | 20.1 | 450 | 139 | | 437 | 73 | | 40-140 | 3 | | 30 |
| Cl4-BZ#56 | 85.0 | 10.1 | 91.3 | 63 | | 86.6 | **16** | Q | 40-140 | 5 | | 30 |
| Cl5-BZ#113 | 5.24 | 10.1 | 12.3 | 70 | | 12.5 | 71 | | 40-140 | 2 | | 30 |
| Cl5-BZ#99 | 320 | 10.1 | 325 | 50 | | 312 | **0** | Q | 40-140 | 4 | | 30 |
| Cl6-BZ#150 | 2.20 | 10.1 | 9.74 | 75 | | 9.32 | 70 | | 40-140 | 4 | | 30 |
| Cl4-BZ#60 | 50.9 | 10.1 | 58.1 | 72 | | 56.5 | 55 | | 40-140 | 3 | | 30 |
| Cl6-BZ#152 | ND | 10.1 | 8.15 | 81 | | 8.10 | 79 | | 40-140 | 1 | | 30 |
| Cl5-BZ#119 | 27.7 | 10.1 | 37.2 | 94 | | 36.8 | 89 | | 40-140 | 1 | | 30 |
| Cl5-BZ#83/#125/#112 | 20.5 | 30.2 | 38.7 | 60 | | 39.4 | 62 | | 40-140 | 2 | | 30 |
| Cl5-BZ#86/#109 | ND | 20.1 | 15.1 | 75 | | 16.1 | 79 | | 40-140 | 6 | | 30 |
| Cl6-BZ#145 | ND | 10.1 | 7.61 | 76 | | 7.73 | 76 | | 40-140 | 2 | | 30 |

# Matrix Spike Analysis

***Batch Quality Control***

***Project Name:*** NEW BEDFORD HARBOR-LTM

***Project Number:*** 60597627

***Lab Number:*** L2042041

***Report Date:*** 10/23/20

| Parameter | Native Sample | MS Added | MS Found | MS %Recovery | Qual | MSD Found | MSD %Recovery | Qual | Recovery Limits | RPD | Qual | RPD Limits |
|---|---|---|---|---|---|---|---|---|---|---|---|---|
| PCB Congeners/Homologs - Mansfield Lab Associated sample(s): 01-04 QC Batch ID: WG1421004-5 WG1421004-6 QC Sample: L2042041-02 Client ID: S-226-20FSP20-01 | | | | | | | | | | | | |
| Cl5-BZ#97 | 144 | 10.1 | 149 | 50 | | 142 | **0** | Q | 40-140 | 5 | | 30 |
| Cl6-BZ#148 | 1.36 | 10.1 | 9.24 | 78 | | 9.08 | 75 | | 40-140 | 2 | | 30 |
| Cl4-BZ#79 | ND | 10.1 | 10.3 | 102 | | 9.42 | 92 | | 40-140 | 9 | | 30 |
| Cl5-BZ#116 | ND | 10.1 | 8.81 | 88 | | 8.57 | 84 | | 40-140 | 3 | | 30 |
| Cl6-BZ#154-Cal | 12.9 | 10.1 | 21.0 | 80 | | 21.4 | 83 | | 40-140 | 2 | | 30 |
| Cl4-BZ#78 | ND | 10.1 | 9.58 | 95 | | 8.01 | 78 | | 40-140 | 18 | | 30 |
| Cl5-BZ#87/#111 | 71.2 | 20.1 | 85.9 | 73 | | 83.7 | 61 | | 40-140 | 3 | | 30 |
| Cl6-BZ#136 | 29.5 | 10.1 | 36.7 | 72 | | 36.3 | 67 | | 40-140 | 1 | | 30 |
| Cl5-BZ#117 | 16.5 | 10.1 | 23.8 | 73 | | 23.7 | 70 | | 40-140 | 0 | | 30 |
| Cl5-BZ#115 | 8.26 | 10.1 | 14.6 | 63 | | 14.9 | 65 | | 40-140 | 2 | | 30 |
| Cl5-BZ#85 | 59.4 | 10.1 | 67.1 | 77 | | 62.9 | **34** | Q | 40-140 | 6 | | 30 |
| Cl5-BZ#120 | 4.31 | 10.1 | 11.6 | 72 | | 11.5 | 70 | | 40-140 | 1 | | 30 |
| Cl5-BZ#110 | 478 | 10.1 | 478 | **0** | Q | 462 | **0** | Q | 40-140 | 3 | | 30 |
| Cl4-BZ#81 | ND | 10.1 | 19.8 | **197** | Q | 19.3 | **189** | Q | 40-140 | 3 | | 30 |
| Cl6-BZ#151 | 38.8 | 10.1 | 45.1 | 63 | | 43.9 | 50 | | 40-140 | 3 | | 30 |
| Cl6-BZ#135 | 37.1 | 10.1 | 45.0 | 78 | | 42.0 | 48 | | 40-140 | 7 | | 30 |
| Cl5-BZ#82 | 22.8 | 10.1 | 28.3 | 55 | | 27.5 | 46 | | 40-140 | 3 | | 30 |
| Cl6-BZ#144 | 8.35 | 10.1 | 15.1 | 67 | | 14.9 | 64 | | 40-140 | 1 | | 30 |
| Cl6-BZ#147/#149 | 302 | 20.1 | 313 | 55 | | 301 | **0** | Q | 40-140 | 4 | | 30 |
| Cl4-BZ#77 | 36.4 | 10.1 | 41.7 | 53 | | 39.3 | **28** | Q | 40-140 | 6 | | 30 |
| Cl6-BZ#143/#139 | 7.37 | 20.1 | 21.4 | 70 | | 21.0 | 67 | | 40-140 | 2 | | 30 |
| Cl5-BZ#124 | 12.4 | 10.1 | 20.1 | 77 | | 19.4 | 68 | | 40-140 | 4 | | 30 |
| Cl6-BZ#140 | 1.75 | 10.1 | 9.00 | 72 | | 8.48 | 66 | | 40-140 | 6 | | 30 |

# Matrix Spike Analysis

***Batch Quality Control***

***Project Name:*** NEW BEDFORD HARBOR-LTM

***Project Number:*** 60597627

***Lab Number:*** L2042041

***Report Date:*** 10/23/20

| Parameter | Native Sample | MS Added | MS Found | MS %Recovery | Qual | MSD Found | MSD %Recovery | Qual | Recovery Limits | RPD | Qual | RPD Limits |
|---|---|---|---|---|---|---|---|---|---|---|---|---|
| PCB Congeners/Homologs - Mansfield Lab Associated sample(s): 01-04 QC Batch ID: WG1421004-5 WG1421004-6 QC Sample: L2042041-02 Client ID: S-226-20FSP20-01 | | | | | | | | | | | | |
| Cl5-BZ#108 | 1.28 | 10.1 | 10.3 | 90 | | 8.48 | 70 | | 40-140 | 19 | | 30 |
| Cl5-BZ#107/#123 | 43.8 | 20.1 | 57.0 | 66 | | 53.4 | 47 | | 40-140 | 7 | | 30 |
| Cl7-BZ#188-Cal/RTW | 0.619J | 10.1 | 7.39 | 73 | | 7.13 | 70 | | 40-140 | 4 | | 30 |
| Cl6-BZ#134 | 18.0 | 10.1 | 23.8 | 58 | | 23.8 | 57 | | 40-140 | 0 | | 30 |
| Cl5-BZ#106 | ND | 10.1 | 7.80 | 77 | | 6.76 | 66 | | 40-140 | 14 | | 30 |
| Cl6-BZ#133 | 6.29 | 10.1 | 10.4 | 41 | | 9.91 | **35** | Q | 40-140 | 5 | | 30 |
| Cl6-BZ#142 | ND | 10.1 | 11.0 | 109 | | 10.2 | 100 | | 40-140 | 8 | | 30 |
| Cl5-BZ#118 | 464 | 10.1 | 462 | **0** | Q | 441 | **0** | Q | 40-140 | 5 | | 30 |
| Cl6-BZ#131 | 5.36 | 10.1 | 11.9 | 65 | | 12.0 | 65 | | 40-140 | 1 | | 30 |
| Cl7-BZ#184 | ND | 10.1 | 7.18 | 71 | | 6.77 | 66 | | 40-140 | 6 | | 30 |
| Cl6-BZ#165 | ND | 10.1 | 7.40 | 74 | | 8.10 | 79 | | 40-140 | 9 | | 30 |
| Cl6-BZ#146 | 63.9 | 10.1 | 67.9 | **40** | Q | 66.3 | **24** | Q | 40-140 | 2 | | 30 |
| Cl6-BZ#161 | ND | 10.1 | 7.08 | 70 | | 7.96 | 78 | | 40-140 | 12 | | 30 |
| Cl5-BZ#122 | 4.85 | 10.1 | 10.7 | 58 | | 10.6 | 56 | | 40-140 | 1 | | 30 |
| Cl6-BZ#168 | ND | 10.1 | ND | **0** | Q | ND | **0** | Q | 40-140 | NC | | 30 |
| Cl5-BZ#114 | 12.1 | 10.1 | 18.5 | 64 | | 17.6 | 54 | | 40-140 | 5 | | 30 |
| Cl6-BZ#153 | 360 | 10.1 | 371 | 109 | | 354 | **0** | Q | 40-140 | 5 | | 30 |
| Cl6-BZ#132 | 91.0 | 10.1 | 95.4 | 44 | | 91.3 | **3** | Q | 40-140 | 4 | | 30 |
| Cl7-BZ#179 | 11.7 | 10.1 | 18.2 | 65 | | 18.2 | 64 | | 40-140 | 0 | | 30 |
| Cl6-BZ#141 | 28.4 | 10.1 | 35.8 | 74 | | 35.5 | 69 | | 40-140 | 1 | | 30 |
| Cl7-BZ#176 | 4.04 | 10.1 | 11.6 | 75 | | 10.6 | 64 | | 40-140 | 9 | | 30 |
| Cl5-BZ#105 | 116 | 10.1 | 122 | 60 | | 116 | **0** | Q | 40-140 | 5 | | 30 |
| Cl6-BZ#137 | 21.2 | 10.1 | 28.2 | 70 | | 27.0 | 57 | | 40-140 | 4 | | 30 |

# Matrix Spike Analysis

***Batch Quality Control***

***Project Name:*** NEW BEDFORD HARBOR-LTM

***Project Number:*** 60597627

***Lab Number:*** L2042041

***Report Date:*** 10/23/20

| Parameter | Native Sample | MS Added | MS Found | MS %Recovery | Qual | MSD Found | MSD %Recovery | Qual | Recovery Limits | RPD | Qual | RPD Limits |
|---|---|---|---|---|---|---|---|---|---|---|---|---|
| PCB Congeners/Homologs - Mansfield Lab Associated sample(s): 01-04 QC Batch ID: WG1421004-5 WG1421004-6 QC Sample: L2042041-02 Client ID: S-226-20FSP20-01 | | | | | | | | | | | | |
| Cl5-BZ#127 | ND | 10.1 | 6.20 | 62 | | 5.72 | 56 | | 40-140 | 8 | | 30 |
| Cl7-BZ#186 | ND | 10.1 | 6.78 | 67 | | 6.75 | 66 | | 40-140 | 0 | | 30 |
| Cl6-BZ#130/#164 | 56.7 | 20.1 | 71.5 | 74 | | 68.7 | 59 | | 40-140 | 4 | | 30 |
| Cl7-BZ#178 | 8.32 | 10.1 | 16.1 | 77 | | 15.1 | 66 | | 40-140 | 6 | | 30 |
| Cl6-BZ#138 | 226 | 10.1 | 229 | **30** | Q | 220 | **0** | Q | 40-140 | 4 | | 30 |
| Cl6-BZ#163/#160 | 106 | 20.1 | 117 | 55 | | 112 | **29** | Q | 40-140 | 4 | | 30 |
| Cl6-BZ#129/#158 | 62.5 | 20.1 | 76.3 | 69 | | 71.9 | 46 | | 40-140 | 6 | | 30 |
| Cl7-BZ#182/#175 | 1.90J | 20.1 | 16.2 | 80 | | 16.0 | 78 | | 40-140 | 1 | | 30 |
| Cl7-BZ#187 | 45.2 | 10.1 | 51.7 | 65 | | 50.8 | 55 | | 40-140 | 2 | | 30 |
| Cl7-BZ#183 | 20.8 | 10.1 | 28.4 | 76 | | 27.6 | 67 | | 40-140 | 3 | | 30 |
| Cl6-BZ#166 | 2.37 | 10.1 | 10.2 | 78 | | 9.99 | 75 | | 40-140 | 2 | | 30 |
| Cl6-BZ#159 | ND | 10.1 | 9.23 | 92 | | 8.40 | 82 | | 40-140 | 9 | | 30 |
| Cl5-BZ#126 | 3.40 | 10.1 | 11.7 | 82 | | 13.0 | 94 | | 40-140 | 11 | | 30 |
| Cl7-BZ#185 | 2.00 | 10.1 | 9.19 | 71 | | 10.7 | 85 | | 40-140 | 15 | | 30 |
| Cl6-BZ#162 | 1.72 | 10.1 | 8.75 | 70 | | 8.77 | 69 | | 40-140 | 0 | | 30 |
| Cl7-BZ#174 | 18.3 | 10.1 | 25.7 | 74 | | 24.6 | 62 | | 40-140 | 4 | | 30 |
| Cl6-BZ#128 | 70.6 | 10.1 | 76.2 | 56 | | 73.2 | **25** | Q | 40-140 | 4 | | 30 |
| Cl8-BZ#202 | 3.70 | 10.1 | 10.6 | 69 | | 10.2 | 64 | | 40-140 | 4 | | 30 |
| Cl6-BZ#167 | 19.8 | 10.1 | 28.2 | 83 | | 27.1 | 71 | | 40-140 | 4 | | 30 |
| Cl7-BZ#181 | 1.67 | 10.1 | 9.11 | 74 | | 8.37 | 66 | | 40-140 | 8 | | 30 |
| Cl7-BZ#177 | 18.9 | 10.1 | 26.3 | 74 | | 24.4 | 54 | | 40-140 | 7 | | 30 |
| Cl8-BZ#204/#200-CAL | 2.16 | 20.1 | 16.4 | 71 | | 15.9 | 67 | | 40-140 | 3 | | 30 |
| Cl7-BZ#171 | 12.4 | 10.1 | 19.6 | 72 | | 18.5 | 60 | | 40-140 | 6 | | 30 |

# Matrix Spike Analysis

***Batch Quality Control***

***Project Name:*** NEW BEDFORD HARBOR-LTM

***Project Number:*** 60597627

***Lab Number:*** L2042041

***Report Date:*** 10/23/20

| Parameter | Native Sample | MS Added | MS Found | MS %Recovery | Qual | MSD Found | MSD %Recovery | Qual | Recovery Limits | RPD | Qual | RPD Limits |
|---|---|---|---|---|---|---|---|---|---|---|---|---|
| PCB Congeners/Homologs - Mansfield Lab Associated sample(s): 01-04 QC Batch ID: WG1421004-5 WG1421004-6 QC Sample: L2042041-02 Client ID: S-226-20FSP20-01 | | | | | | | | | | | | |
| Cl7-BZ#173 | ND | 10.1 | 8.46 | 84 | | 8.53 | 83 | | 40-140 | 1 | | 30 |
| Cl8-BZ#197 | 0.936J | 10.1 | 8.05 | 80 | | 7.85 | 77 | | 40-140 | 3 | | 30 |
| Cl7-BZ#172 | 8.54 | 10.1 | 14.7 | 61 | | 14.4 | 57 | | 40-140 | 2 | | 30 |
| Cl7-BZ#192 | ND | 10.1 | 8.19 | 81 | | 7.42 | 73 | | 40-140 | 10 | | 30 |
| Cl6-BZ#156 | 42.3 | 10.1 | 48.6 | 63 | | 46.9 | 45 | | 40-140 | 4 | | 30 |
| Cl6-BZ#157 | 11.6 | 10.1 | 19.1 | 75 | | 18.9 | 71 | | 40-140 | 1 | | 30 |
| Cl7-BZ#180 | 52.6 | 10.1 | 57.4 | 48 | | 57.5 | 48 | | 40-140 | 0 | | 30 |
| Cl7-BZ#193 | 5.01 | 10.1 | 11.7 | 66 | | 9.80 | 47 | | 40-140 | 18 | | 30 |
| Cl8-BZ#199 | 1.24 | 10.1 | 8.35 | 71 | | 9.43 | 80 | | 40-140 | 12 | | 30 |
| Cl7-BZ#191 | 2.06 | 10.1 | 10.5 | 84 | | 9.67 | 74 | | 40-140 | 8 | | 30 |
| Cl8-BZ#198 | ND | 10.1 | 7.72 | 77 | | 8.79 | 86 | | 40-140 | 13 | | 30 |
| Cl8-BZ#201 | 11.5 | 10.1 | 17.0 | 55 | | 17.9 | 63 | | 40-140 | 5 | | 30 |
| Cl7-BZ#170 | 39.1 | 10.1 | 47.6 | 84 | | 45.4 | 62 | | 40-140 | 5 | | 30 |
| Cl7-BZ#190 | 7.36 | 10.1 | 14.3 | 69 | | 14.3 | 68 | | 40-140 | 0 | | 30 |
| Cl8-BZ#196 | 5.17 | 10.1 | 13.3 | 81 | | 13.0 | 77 | | 40-140 | 2 | | 30 |
| Cl8-BZ#203 | 6.01 | 10.1 | 13.3 | 72 | | 12.6 | 64 | | 40-140 | 5 | | 30 |
| Cl6-BZ#169 | ND | 10.1 | 10.9 | 108 | | 9.84 | 96 | | 40-140 | 10 | | 30 |
| Cl9-BZ#208 | 2.32 | 10.1 | 10.0 | 76 | | 9.90 | 74 | | 40-140 | 1 | | 30 |
| Cl9-BZ#207 | 1.08 | 10.1 | 8.66 | 75 | | 9.00 | 77 | | 40-140 | 4 | | 30 |
| Cl7-BZ#189 | 4.19 | 10.1 | 12.6 | 84 | | 13.1 | 87 | | 40-140 | 4 | | 30 |
| Cl8-BZ#195 | 4.52 | 10.1 | 14.0 | 94 | | 11.8 | 71 | | 40-140 | 17 | | 30 |
| Cl8-BZ#194 | 14.4 | 10.1 | 23.1 | 86 | | 19.9 | 54 | | 40-140 | 15 | | 30 |
| Cl8-BZ#205 | ND | 10.1 | 10.2 | 101 | | 9.43 | 92 | | 40-140 | 8 | | 30 |

# Matrix Spike Analysis

***Batch Quality Control***

***Project Name:*** NEW BEDFORD HARBOR-LTM

***Project Number:*** 60597627

***Lab Number:*** L2042041

***Report Date:*** 10/23/20

| Parameter | Native Sample | MS Added | MS Found | MS %Recovery | Qual | MSD Found | MSD %Recovery | Qual | Recovery Limits | RPD | Qual | RPD Limits |
|---|---|---|---|---|---|---|---|---|---|---|---|---|
| PCB Congeners/Homologs - Mansfield Lab Associated sample(s): 01-04 QC Batch ID: WG1421004-5 WG1421004-6 QC Sample: L2042041-02 Client ID: S-226-20FSP20-01 | | | | | | | | | | | | |
| Cl9-BZ#206-Cal/RTW | 6.66 | 10.1 | 15.0 | 83 | | 15.4 | 85 | | 40-140 | 3 | | 30 |
| Cl10-BZ#209-Cal/RTW | 3.13 | 10.1 | 10.7 | 75 | | 10.8 | 75 | | 40-140 | 1 | | 30 |

| Surrogate | MS % Recovery | MS Qualifier | MSD % Recovery | MSD Qualifier | Acceptance Criteria |
|---|---|---|---|---|---|
| Cl3-BZ#19-C13 (surr) | 70 | | 68 | | 50-125 |
| Cl8-BZ#202-C13 (surr) | 72 | | 71 | | 50-125 |

**Project Name:** NEW BEDFORD HARBOR-LTM **Lab Number:** L2042041

**Project Number:** 60597627 **Report Date:** 10/23/20

## S.R.M. Standard Quality Control

Standard Reference Material (SRM): WG1421004-4

| Parameter | % Recovery | Qual | QC Criteria |
|---|---|---|---|
| Cl2-BZ#8 | 64 | | 40-140 |
| Cl3-BZ#18 | 69 | | 40-140 |
| Cl3-BZ#-31 | 69 | | 40-140 |
| Cl3-BZ#28 | 73 | | 40-140 |
| Cl4-BZ#52 | 62 | | 40-140 |
| Cl4-BZ#49 | 72 | | 40-140 |
| Cl4-BZ#44 | 69 | | 40-140 |
| Cl5-BZ#121/#95/#88 | 44 | | 40-140 |
| Cl4-BZ#66 | 62 | | 40-140 |
| Cl5-BZ#101/#90 | 66 | | 40-140 |
| Cl5-BZ#99 | 55 | | 40-140 |
| Cl5-BZ#87/#111 | 53 | | 40-140 |
| Cl5-BZ#110 | 71 | | 40-140 |
| Cl6-BZ#151 | 66 | | 40-140 |
| Cl6-BZ#147/#149 | 76 | | 40-140 |
| Cl5-BZ#118 | 64 | | 40-140 |
| Cl6-BZ#153 | 56 | | 40-140 |
| Cl5-BZ#105 | 64 | | 40-140 |
| Cl6-BZ#138 | 52 | | 40-140 |
| Cl7-BZ#187 | 68 | | 40-140 |
| Cl7-BZ#183 | 76 | | 40-140 |
| Cl6-BZ#128 | 111 | | 40-140 |
| Cl6-BZ#156 | 82 | | 40-140 |
| Cl7-BZ#180 | 56 | | 40-140 |
| Cl7-BZ#170 | 62 | | 40-140 |
| Cl8-BZ#195 | 91 | | 40-140 |
| Cl8-BZ#194 | 72 | | 40-140 |
| Cl9-BZ#206 | 72 | | 40-140 |
| Cl10-BZ#209 | 90 | | 40-140 |
| Cl3-BZ#19-C13 (Surrogate) | 71 | | 50-125 |
| Cl8-BZ#202-C13 (Surrogate) | 78 | | 50-125 |

**Project Name:** NEW BEDFORD HARBOR-LTM **Lab Number:** L2042041

**Project Number:** 60597627 **Report Date:** 10/23/20

## S.R.M. Standard Quality Control

Standard Reference Material (SRM): WG1422363-4

| Parameter | % Recovery | Qual | QC Criteria |
|---|---|---|---|
| Cl2-BZ#8 | 91 | | 40-140 |
| Cl3-BZ#18 | 98 | | 40-140 |
| Cl3-BZ#-31 | 97 | | 40-140 |
| Cl3-BZ#28 | 99 | | 40-140 |
| Cl4-BZ#52 | 87 | | 40-140 |
| Cl4-BZ#49 | 100 | | 40-140 |
| Cl4-BZ#44 | 98 | | 40-140 |
| Cl5-BZ#121/#95/#88 | 62 | | 40-140 |
| Cl4-BZ#66 | 86 | | 40-140 |
| Cl5-BZ#101/#90 | 94 | | 40-140 |
| Cl5-BZ#99 | 78 | | 40-140 |
| Cl5-BZ#87/#111 | 74 | | 40-140 |
| Cl5-BZ#110 | 103 | | 40-140 |
| Cl6-BZ#151 | 89 | | 40-140 |
| Cl6-BZ#147/#149 | 106 | | 40-140 |
| Cl5-BZ#118 | 88 | | 40-140 |
| Cl6-BZ#153 | 76 | | 40-140 |
| Cl5-BZ#105 | 86 | | 40-140 |
| Cl6-BZ#138 | 72 | | 40-140 |
| Cl7-BZ#187 | 96 | | 40-140 |
| Cl7-BZ#183 | 107 | | 40-140 |
| Cl6-BZ#128 | 139 | | 40-140 |
| Cl6-BZ#156 | 116 | | 40-140 |
| Cl7-BZ#180 | 79 | | 40-140 |
| Cl7-BZ#170 | 81 | | 40-140 |
| Cl8-BZ#195 | 135 | | 40-140 |
| Cl8-BZ#194 | 112 | | 40-140 |
| Cl9-BZ#206 | 96 | | 40-140 |
| Cl10-BZ#209 | 107 | | 40-140 |
| Cl3-BZ#19-C13 (Surrogate) | 84 | | 50-125 |
| Cl8-BZ#202-C13 (Surrogate) | 91 | | 50-125 |

# INORGANICS
# &
# MISCELLANEOUS

**Project Name:** NEW BEDFORD HARBOR-LTM
**Project Number:** 60597627

**Lab Number:** L2042041
**Report Date:** 10/23/20

## SAMPLE RESULTS

Lab ID: L2042041-01
Client ID: S-218-20FSP20-01
Sample Location: NEW BEDFORD, MA

Date Collected: 10/01/20 08:53
Date Received: 10/02/20
Field Prep: Not Specified

Sample Depth:
Matrix: Sediment

| Parameter | Result | Qualifier | Units | RL | MDL | Dilution Factor | Date Prepared | Date Analyzed | Analytical Method | Analyst |
|---|---|---|---|---|---|---|---|---|---|---|
| **Total Organic Carbon - Mansfield Lab** | | | | | | | | | | |
| Total Organic Carbon (Rep1) | 0.514 | | % | 0.010 | 0.010 | 1 | - | 10/22/20 09:54 | 1,9060A | SP |
| Total Organic Carbon (Rep2) | 0.449 | | % | 0.010 | 0.010 | 1 | - | 10/22/20 09:54 | 1,9060A | SP |
| Total Organic Carbon (Average) | 0.482 | | % | 0.010 | 0.010 | 1 | - | 10/22/20 09:54 | 1,9060A | SP |
| **General Chemistry - Mansfield Lab** | | | | | | | | | | |
| Solids, Total | 99.6 | | % | 0.100 | 0.100 | 1 | - | 10/08/20 13:58 | 121,2540G | KM |

**Project Name:** NEW BEDFORD HARBOR-LTM
**Project Number:** 60597627

**Lab Number:** L2042041
**Report Date:** 10/23/20

## SAMPLE RESULTS

Lab ID: L2042041-02
Client ID: S-226-20FSP20-01
Sample Location: NEW BEDFORD, MA

Date Collected: 10/01/20 15:10
Date Received: 10/02/20
Field Prep: Not Specified

Sample Depth:
Matrix: Sediment

| Parameter | Result | Qualifier | Units | RL | MDL | Dilution Factor | Date Prepared | Date Analyzed | Analytical Method | Analyst |
|---|---|---|---|---|---|---|---|---|---|---|
| **Total Organic Carbon - Mansfield Lab** | | | | | | | | | | |
| Total Organic Carbon (Rep1) | 4.51 | | % | 0.010 | 0.010 | 1 | - | 10/22/20 09:54 | 1,9060A | SP |
| Total Organic Carbon (Rep2) | 4.42 | | % | 0.010 | 0.010 | 1 | - | 10/22/20 09:54 | 1,9060A | SP |
| Total Organic Carbon (Average) | 4.46 | | % | 0.010 | 0.010 | 1 | - | 10/22/20 09:54 | 1,9060A | SP |
| **General Chemistry - Mansfield Lab** | | | | | | | | | | |
| Solids, Total | 95.2 | | % | 0.100 | 0.100 | 1 | - | 10/08/20 13:58 | 121,2540G | KM |

**Project Name:** NEW BEDFORD HARBOR-LTM
**Project Number:** 60597627

**Lab Number:** L2042041
**Report Date:** 10/23/20

## SAMPLE RESULTS

Lab ID: L2042041-03
Client ID: S-227-20FSP20-01
Sample Location: NEW BEDFORD, MA

Date Collected: 10/01/20 11:45
Date Received: 10/02/20
Field Prep: Not Specified

Sample Depth:
Matrix: Sediment

| Parameter | Result | Qualifier | Units | RL | MDL | Dilution Factor | Date Prepared | Date Analyzed | Analytical Method | Analyst |
|---|---|---|---|---|---|---|---|---|---|---|
| **Total Organic Carbon - Mansfield Lab** | | | | | | | | | | |
| Total Organic Carbon (Rep1) | 5.56 | | % | 0.010 | 0.010 | 1 | - | 10/22/20 09:54 | 1,9060A | SP |
| Total Organic Carbon (Rep2) | 4.85 | | % | 0.010 | 0.010 | 1 | - | 10/22/20 09:54 | 1,9060A | SP |
| Total Organic Carbon (Average) | 5.20 | | % | 0.010 | 0.010 | 1 | - | 10/22/20 09:54 | 1,9060A | SP |
| **General Chemistry - Mansfield Lab** | | | | | | | | | | |
| Solids, Total | 97.6 | | % | 0.100 | 0.100 | 1 | - | 10/08/20 13:58 | 121,2540G | KM |

**Project Name:** NEW BEDFORD HARBOR-LTM
**Project Number:** 60597627

**Lab Number:** L2042041
**Report Date:** 10/23/20

## SAMPLE RESULTS

Lab ID: L2042041-04
Client ID: S-230-20FSP20-01
Sample Location: NEW BEDFORD, MA

Date Collected: 10/01/20 13:41
Date Received: 10/02/20
Field Prep: Not Specified

Sample Depth:
Matrix: Sediment

| Parameter | Result | Qualifier | Units | RL | MDL | Dilution Factor | Date Prepared | Date Analyzed | Analytical Method | Analyst |
|---|---|---|---|---|---|---|---|---|---|---|
| **Total Organic Carbon - Mansfield Lab** | | | | | | | | | | |
| Total Organic Carbon (Rep1) | 3.33 | | % | 0.010 | 0.010 | 1 | - | 10/22/20 09:54 | 1,9060A | SP |
| Total Organic Carbon (Rep2) | 2.85 | | % | 0.010 | 0.010 | 1 | - | 10/22/20 09:54 | 1,9060A | SP |
| Total Organic Carbon (Average) | 3.09 | | % | 0.010 | 0.010 | 1 | - | 10/22/20 09:54 | 1,9060A | SP |
| **General Chemistry - Mansfield Lab** | | | | | | | | | | |
| Solids, Total | 97.6 | | % | 0.100 | 0.100 | 1 | - | 10/08/20 13:58 | 121,2540G | KM |

**Project Name:** NEW BEDFORD HARBOR-LTM
**Project Number:** 60597627

**Lab Number:** L2042041
**Report Date:** 10/23/20

## SAMPLE RESULTS

Lab ID: L2042041-05
Client ID: S-231-20FSP20-01
Sample Location: NEW BEDFORD, MA

Date Collected: 10/01/20 15:18
Date Received: 10/02/20
Field Prep: Not Specified

Sample Depth:
Matrix: Sediment

| Parameter | Result | Qualifier | Units | RL | MDL | Dilution Factor | Date Prepared | Date Analyzed | Analytical Method | Analyst |
|---|---|---|---|---|---|---|---|---|---|---|
| **Total Organic Carbon - Mansfield Lab** | | | | | | | | | | |
| Total Organic Carbon (Rep1) | 3.72 | | % | 0.010 | 0.010 | 1 | - | 10/22/20 09:54 | 1,9060A | SP |
| Total Organic Carbon (Rep2) | 3.74 | | % | 0.010 | 0.010 | 1 | - | 10/22/20 09:54 | 1,9060A | SP |
| Total Organic Carbon (Average) | 3.73 | | % | 0.010 | 0.010 | 1 | - | 10/22/20 09:54 | 1,9060A | SP |
| **General Chemistry - Mansfield Lab** | | | | | | | | | | |
| Solids, Total | 96.0 | | % | 0.100 | 0.100 | 1 | - | 10/14/20 11:09 | 121,2540G | AL |

**Project Name:** NEW BEDFORD HARBOR-LTM
**Project Number:** 60597627

**Lab Number:** L2042041
**Report Date:** 10/23/20

## SAMPLE RESULTS

Lab ID: L2042041-06
Client ID: S-235-20FSP20-01
Sample Location: NEW BEDFORD, MA

Date Collected: 10/01/20 12:47
Date Received: 10/02/20
Field Prep: Not Specified

Sample Depth:
Matrix: Sediment

| Parameter | Result | Qualifier | Units | RL | MDL | Dilution Factor | Date Prepared | Date Analyzed | Analytical Method | Analyst |
|---|---|---|---|---|---|---|---|---|---|---|
| **Total Organic Carbon - Mansfield Lab** | | | | | | | | | | |
| Total Organic Carbon (Rep1) | 3.19 | | % | 0.010 | 0.010 | 1 | - | 10/22/20 09:54 | 1,9060A | SP |
| Total Organic Carbon (Rep2) | 3.49 | | % | 0.010 | 0.010 | 1 | - | 10/22/20 09:54 | 1,9060A | SP |
| Total Organic Carbon (Average) | 3.34 | | % | 0.010 | 0.010 | 1 | - | 10/22/20 09:54 | 1,9060A | SP |
| **General Chemistry - Mansfield Lab** | | | | | | | | | | |
| Solids, Total | 96.4 | | % | 0.100 | 0.100 | 1 | - | 10/14/20 11:09 | 121,2540G | AL |

**Project Name:** NEW BEDFORD HARBOR-LTM
**Project Number:** 60597627

**Lab Number:** L2042041
**Report Date:** 10/23/20

## SAMPLE RESULTS

Lab ID: L2042041-07
Client ID: S-236-20FSP20-01
Sample Location: NEW BEDFORD, MA

Date Collected: 10/01/20 11:45
Date Received: 10/02/20
Field Prep: Not Specified

Sample Depth:
Matrix: Sediment

| Parameter | Result | Qualifier | Units | RL | MDL | Dilution Factor | Date Prepared | Date Analyzed | Analytical Method | Analyst |
|---|---|---|---|---|---|---|---|---|---|---|
| **Total Organic Carbon - Mansfield Lab** | | | | | | | | | | |
| Total Organic Carbon (Rep1) | 2.86 | | % | 0.010 | 0.010 | 1 | - | 10/22/20 09:54 | 1,9060A | SP |
| Total Organic Carbon (Rep2) | 2.84 | | % | 0.010 | 0.010 | 1 | - | 10/22/20 09:54 | 1,9060A | SP |
| Total Organic Carbon (Average) | 2.85 | | % | 0.010 | 0.010 | 1 | - | 10/22/20 09:54 | 1,9060A | SP |
| **General Chemistry - Mansfield Lab** | | | | | | | | | | |
| Solids, Total | 97.3 | | % | 0.100 | 0.100 | 1 | - | 10/14/20 11:09 | 121,2540G | AL |

**Project Name:** NEW BEDFORD HARBOR-LTM
**Project Number:** 60597627

**Lab Number:** L2042041
**Report Date:** 10/23/20

## SAMPLE RESULTS

Lab ID: L2042041-08
Client ID: S-237-20FSP20-01
Sample Location: NEW BEDFORD, MA

Date Collected: 10/01/20 09:55
Date Received: 10/02/20
Field Prep: Not Specified

Sample Depth:
Matrix: Sediment

| Parameter | Result | Qualifier | Units | RL | MDL | Dilution Factor | Date Prepared | Date Analyzed | Analytical Method | Analyst |
|---|---|---|---|---|---|---|---|---|---|---|
| **Total Organic Carbon - Mansfield Lab** | | | | | | | | | | |
| Total Organic Carbon (Rep1) | 1.78 | | % | 0.010 | 0.010 | 1 | - | 10/22/20 09:54 | 1,9060A | SP |
| Total Organic Carbon (Rep2) | 1.80 | | % | 0.010 | 0.010 | 1 | - | 10/22/20 09:54 | 1,9060A | SP |
| Total Organic Carbon (Average) | 1.79 | | % | 0.010 | 0.010 | 1 | - | 10/22/20 09:54 | 1,9060A | SP |
| **General Chemistry - Mansfield Lab** | | | | | | | | | | |
| Solids, Total | 98.4 | | % | 0.100 | 0.100 | 1 | - | 10/14/20 11:09 | 121,2540G | AL |

**Project Name:** NEW BEDFORD HARBOR-LTM
**Project Number:** 60597627

**Lab Number:** L2042041
**Report Date:** 10/23/20

## SAMPLE RESULTS

Lab ID: L2042041-09
Client ID: S-237-20FSP20-01-REP
Sample Location: NEW BEDFORD, MA

Date Collected: 10/01/20 11:37
Date Received: 10/02/20
Field Prep: Not Specified

Sample Depth:
Matrix: Sediment

| Parameter | Result | Qualifier | Units | RL | MDL | Dilution Factor | Date Prepared | Date Analyzed | Analytical Method | Analyst |
|---|---|---|---|---|---|---|---|---|---|---|
| **Total Organic Carbon - Mansfield Lab** | | | | | | | | | | |
| Total Organic Carbon (Rep1) | 1.99 | | % | 0.010 | 0.010 | 1 | - | 10/22/20 09:54 | 1,9060A | SP |
| Total Organic Carbon (Rep2) | 2.05 | | % | 0.010 | 0.010 | 1 | - | 10/22/20 09:54 | 1,9060A | SP |
| Total Organic Carbon (Average) | 2.02 | | % | 0.010 | 0.010 | 1 | - | 10/22/20 09:54 | 1,9060A | SP |
| **General Chemistry - Mansfield Lab** | | | | | | | | | | |
| Solids, Total | 98.1 | | % | 0.100 | 0.100 | 1 | - | 10/14/20 11:09 | 121,2540G | AL |

**Project Name:** NEW BEDFORD HARBOR-LTM
**Project Number:** 60597627

**Lab Number:** L2042041
**Report Date:** 10/23/20

## SAMPLE RESULTS

Lab ID: L2042041-10
Client ID: S-220-20FSP20-01
Sample Location: NEW BEDFORD, MA

Date Collected: 10/02/20 11:44
Date Received: 10/02/20
Field Prep: Not Specified

Sample Depth:
Matrix: Sediment

| Parameter | Result | Qualifier | Units | RL | MDL | Dilution Factor | Date Prepared | Date Analyzed | Analytical Method | Analyst |
|---|---|---|---|---|---|---|---|---|---|---|
| **Total Organic Carbon - Mansfield Lab** | | | | | | | | | | |
| Total Organic Carbon (Rep1) | 3.50 | | % | 0.010 | 0.010 | 1 | - | 10/22/20 09:54 | 1,9060A | SP |
| Total Organic Carbon (Rep2) | 3.83 | | % | 0.010 | 0.010 | 1 | - | 10/22/20 09:54 | 1,9060A | SP |
| Total Organic Carbon (Average) | 3.66 | | % | 0.010 | 0.010 | 1 | - | 10/22/20 09:54 | 1,9060A | SP |
| **General Chemistry - Mansfield Lab** | | | | | | | | | | |
| Solids, Total | 96.9 | | % | 0.100 | 0.100 | 1 | - | 10/14/20 11:09 | 121,2540G | AL |

**Project Name:** NEW BEDFORD HARBOR-LTM
**Project Number:** 60597627

**Lab Number:** L2042041
**Report Date:** 10/23/20

## SAMPLE RESULTS

Lab ID: L2042041-11
Client ID: S-221-20FSP20-01
Sample Location: NEW BEDFORD, MA

Date Collected: 10/02/20 08:11
Date Received: 10/02/20
Field Prep: Not Specified

Sample Depth:
Matrix: Sediment

| Parameter | Result | Qualifier | Units | RL | MDL | Dilution Factor | Date Prepared | Date Analyzed | Analytical Method | Analyst |
|---|---|---|---|---|---|---|---|---|---|---|
| **Total Organic Carbon - Mansfield Lab** | | | | | | | | | | |
| Total Organic Carbon (Rep1) | 3.35 | | % | 0.010 | 0.010 | 1 | - | 10/22/20 09:54 | 1,9060A | SP |
| Total Organic Carbon (Rep2) | 3.00 | | % | 0.010 | 0.010 | 1 | - | 10/22/20 09:54 | 1,9060A | SP |
| Total Organic Carbon (Average) | 3.18 | | % | 0.010 | 0.010 | 1 | - | 10/22/20 09:54 | 1,9060A | SP |
| **General Chemistry - Mansfield Lab** | | | | | | | | | | |
| Solids, Total | 96.8 | | % | 0.100 | 0.100 | 1 | - | 10/14/20 11:09 | 121,2540G | AL |

**Project Name:** NEW BEDFORD HARBOR-LTM
**Project Number:** 60597627

**Lab Number:** L2042041
**Report Date:** 10/23/20

## SAMPLE RESULTS

Lab ID: L2042041-12
Client ID: S-222-20FSP20-01
Sample Location: NEW BEDFORD, MA

Date Collected: 10/02/20 09:45
Date Received: 10/02/20
Field Prep: Not Specified

Sample Depth:
Matrix: Sediment

| Parameter | Result | Qualifier | Units | RL | MDL | Dilution Factor | Date Prepared | Date Analyzed | Analytical Method | Analyst |
|---|---|---|---|---|---|---|---|---|---|---|
| **Total Organic Carbon - Mansfield Lab** | | | | | | | | | | |
| Total Organic Carbon (Rep1) | 2.99 | | % | 0.010 | 0.010 | 1 | - | 10/22/20 09:54 | 1,9060A | SP |
| Total Organic Carbon (Rep2) | 2.84 | | % | 0.010 | 0.010 | 1 | - | 10/22/20 09:54 | 1,9060A | SP |
| Total Organic Carbon (Average) | 2.92 | | % | 0.010 | 0.010 | 1 | - | 10/22/20 09:54 | 1,9060A | SP |
| **General Chemistry - Mansfield Lab** | | | | | | | | | | |
| Solids, Total | 97.0 | | % | 0.100 | 0.100 | 1 | - | 10/14/20 11:09 | 121,2540G | AL |

**Project Name:** NEW BEDFORD HARBOR-LTM
**Project Number:** 60597627

**Lab Number:** L2042041
**Report Date:** 10/23/20

## SAMPLE RESULTS

Lab ID: L2042041-13
Client ID: S-224-20FSP20-01
Sample Location: NEW BEDFORD, MA

Date Collected: 10/02/20 09:46
Date Received: 10/02/20
Field Prep: Not Specified

Sample Depth:
Matrix: Sediment

| Parameter | Result | Qualifier | Units | RL | MDL | Dilution Factor | Date Prepared | Date Analyzed | Analytical Method | Analyst |
|---|---|---|---|---|---|---|---|---|---|---|
| **Total Organic Carbon - Mansfield Lab** | | | | | | | | | | |
| Total Organic Carbon (Rep1) | 4.28 | | % | 0.010 | 0.010 | 1 | - | 10/22/20 09:54 | 1,9060A | SP |
| Total Organic Carbon (Rep2) | 4.30 | | % | 0.010 | 0.010 | 1 | - | 10/22/20 09:54 | 1,9060A | SP |
| Total Organic Carbon (Average) | 4.29 | | % | 0.010 | 0.010 | 1 | - | 10/22/20 09:54 | 1,9060A | SP |
| **General Chemistry - Mansfield Lab** | | | | | | | | | | |
| Solids, Total | 96.1 | | % | 0.100 | 0.100 | 1 | - | 10/14/20 11:09 | 121,2540G | AL |

**Project Name:** NEW BEDFORD HARBOR-LTM
**Project Number:** 60597627

**Lab Number:** L2042041
**Report Date:** 10/23/20

## SAMPLE RESULTS

Lab ID: L2042041-14
Client ID: S-225-20FSP20-01
Sample Location: NEW BEDFORD, MA

Date Collected: 10/02/20 08:37
Date Received: 10/02/20
Field Prep: Not Specified

Sample Depth:
Matrix: Sediment

| Parameter | Result | Qualifier | Units | RL | MDL | Dilution Factor | Date Prepared | Date Analyzed | Analytical Method | Analyst |
|---|---|---|---|---|---|---|---|---|---|---|
| **Total Organic Carbon - Mansfield Lab** | | | | | | | | | | |
| Total Organic Carbon (Rep1) | 3.25 | | % | 0.010 | 0.010 | 1 | - | 10/22/20 09:54 | 1,9060A | SP |
| Total Organic Carbon (Rep2) | 3.18 | | % | 0.010 | 0.010 | 1 | - | 10/22/20 09:54 | 1,9060A | SP |
| Total Organic Carbon (Average) | 3.21 | | % | 0.010 | 0.010 | 1 | - | 10/22/20 09:54 | 1,9060A | SP |
| **General Chemistry - Mansfield Lab** | | | | | | | | | | |
| Solids, Total | 97.0 | | % | 0.100 | 0.100 | 1 | - | 10/14/20 11:09 | 121,2540G | AL |

**Project Name:** NEW BEDFORD HARBOR-LTM **Lab Number:** L2042041

**Project Number:** 60597627 **Report Date:** 10/23/20

# Method Blank Analysis
## Batch Quality Control

| Parameter | Result | Qualifier | Units | RL | MDL | Dilution Factor | Date Prepared | Date Analyzed | Analytical Method | Analyst |
|---|---|---|---|---|---|---|---|---|---|---|
| Total Organic Carbon - Mansfield Lab for sample(s): 01-14 Batch: WG1424187-1 | | | | | | | | | | |
| Total Organic Carbon (Rep1) | ND | | % | 0.010 | 0.010 | 1 | - | 10/22/20 09:54 | 1,9060A | SP |
| Total Organic Carbon (Rep2) | ND | | % | 0.010 | 0.010 | 1 | - | 10/22/20 09:54 | 1,9060A | SP |
| Total Organic Carbon (Average) | ND | | % | 0.010 | 0.010 | 1 | - | 10/22/20 09:54 | 1,9060A | SP |

# Lab Control Sample Analysis

## Batch Quality Control

**Project Name:** NEW BEDFORD HARBOR-LTM

**Project Number:** 60597627

**Lab Number:** L2042041

**Report Date:** 10/23/20

| Parameter | LCS %Recovery | Qual | LCSD %Recovery | Qual | %Recovery Limits | RPD | Qual | RPD Limits |
|---|---|---|---|---|---|---|---|---|
| Total Organic Carbon - Mansfield Lab Associated sample(s): 01-14 Batch: WG1424187-2 | | | | | | | | |
| Total Organic Carbon (Rep1) | 97 | | - | | 75-125 | - | | 25 |
| Total Organic Carbon (Rep2) | 103 | | - | | 75-125 | - | | 25 |
| Total Organic Carbon (Average) | 100 | | - | | 75-125 | - | | 25 |

# Matrix Spike Analysis
## Batch Quality Control

**Project Name:** NEW BEDFORD HARBOR-LTM
**Project Number:** 60597627

**Lab Number:** L2042041
**Report Date:** 10/23/20

| Parameter | Native Sample | MS Added | MS Found | MS %Recovery | Qual | MSD Found | MSD %Recovery | Qual | Recovery Limits | RPD | Qual | RPD Limits |
|---|---|---|---|---|---|---|---|---|---|---|---|---|
| Total Organic Carbon - Mansfield Lab Associated sample(s): 01-14 QC Batch ID: WG1424187-4 WG1424187-5 QC Sample: L2042041-02 Client ID: S-226-20FSP20-01 | | | | | | | | | | | | |
| Total Organic Carbon (Rep1) | 4.51 | 1.54 | 6.02 | 98 | | 6.32 | 120 | | 75-125 | 5 | | 25 |
| Total Organic Carbon (Rep2) | 4.42 | 1.32 | 5.80 | 105 | | 6.02 | 121 | | 75-125 | 4 | | 25 |

# Lab Duplicate Analysis

***Batch Quality Control***

**Project Name:** NEW BEDFORD HARBOR-LTM

**Project Number:** 60597627

***Lab Number:*** L2042041

***Report Date:*** 10/23/20

| Parameter | Native Sample | Duplicate Sample | Units | RPD | Qual | RPD Limits |
|---|---|---|---|---|---|---|
| General Chemistry - Mansfield Lab Associated sample(s): 01-04 QC Batch ID: WG1419830-1 QC Sample: L2042041-02 Client ID: S-226-20FSP20-01 | | | | | | |
| Solids, Total | 95.2 | 95.3 | % | 0 | | 10 |
| General Chemistry - Mansfield Lab Associated sample(s): 05-14 QC Batch ID: WG1421965-1 QC Sample: L2042041-05 Client ID: S-231-20FSP20-01 | | | | | | |
| Solids, Total | 96.0 | 96.0 | % | 0 | | 10 |
| Total Organic Carbon - Mansfield Lab Associated sample(s): 01-14 QC Batch ID: WG1424187-3 QC Sample: L2042041-02 Client ID: S-226-20FSP20-01 | | | | | | |
| Total Organic Carbon (Rep1) | 4.51 | 4.42 | % | 2 | | 25 |
| Total Organic Carbon (Rep2) | 4.42 | 4.49 | % | 2 | | 25 |
| Total Organic Carbon (Average) | 4.46 | 4.46 | % | 0 | | 25 |

**Project Name:** NEW BEDFORD HARBOR-LTM
**Project Number:** 60597627

**Lab Number:** L2042041
**Report Date:** 10/23/20

## Sample Receipt and Container Information

Were project specific reporting limits specified? YES

### Cooler Information

| Cooler | Custody Seal |
|---|---|
| A | Absent |

### Container Information

| Container ID | Container Type | Cooler | Initial pH | Final pH | Temp deg C | Pres | Seal | Frozen Date/Time | Analysis(*) |
|---|---|---|---|---|---|---|---|---|---|
| L2042041-01A | Glass 120ml/4oz unpreserved | A | NA | | 5.1 | Y | Absent | | A2-AIRDRY(),A2-TOC-9060-2REPS(28) |
| L2042041-01X | Glass 120ml/4oz unpreserved | A | NA | | 5.1 | Y | Absent | | A2-TS(7),A2-PCB209-C/H-8270(14) |
| L2042041-02A | Glass 120ml/4oz unpreserved | A | NA | | 5.1 | Y | Absent | | A2-AIRDRY(),A2-TOC-9060-2REPS(28) |
| L2042041-02B | Glass 120ml/4oz unpreserved | A | NA | | 5.1 | Y | Absent | | A2-AIRDRY(),A2-TOC-9060-2REPS(28) |
| L2042041-02X | Glass 120ml/4oz unpreserved | A | NA | | 5.1 | Y | Absent | | A2-TS(7),A2-PCB209-C/H-8270(14) |
| L2042041-03A | Glass 120ml/4oz unpreserved | A | NA | | 5.1 | Y | Absent | | A2-AIRDRY(),A2-TOC-9060-2REPS(28) |
| L2042041-03X | Glass 120ml/4oz unpreserved | A | NA | | 5.1 | Y | Absent | | A2-TS(7),A2-PCB209-C/H-8270(14) |
| L2042041-04A | Glass 120ml/4oz unpreserved | A | NA | | 5.1 | Y | Absent | | A2-AIRDRY(),A2-TOC-9060-2REPS(28) |
| L2042041-04X | Glass 120ml/4oz unpreserved | A | NA | | 5.1 | Y | Absent | | A2-TS(7),A2-PCB209-C/H-8270(14) |
| L2042041-05A | Glass 120ml/4oz unpreserved | A | NA | | 5.1 | Y | Absent | | A2-AIRDRY(),A2-TOC-9060-2REPS(28) |
| L2042041-05X | Glass 120ml/4oz unpreserved | A | NA | | 5.1 | Y | Absent | | A2-TS(7),A2-PCB209-C/H-8270(14) |
| L2042041-06A | Glass 120ml/4oz unpreserved | A | NA | | 5.1 | Y | Absent | | A2-AIRDRY(),A2-TOC-9060-2REPS(28) |
| L2042041-06X | Glass 120ml/4oz unpreserved | A | NA | | 5.1 | Y | Absent | | A2-TS(7),A2-PCB209-C/H-8270(14) |
| L2042041-07A | Glass 120ml/4oz unpreserved | A | NA | | 5.1 | Y | Absent | | A2-AIRDRY(),A2-TOC-9060-2REPS(28) |
| L2042041-07X | Glass 120ml/4oz unpreserved | A | NA | | 5.1 | Y | Absent | | A2-TS(7),A2-PCB209-C/H-8270(14) |
| L2042041-08A | Glass 120ml/4oz unpreserved | A | NA | | 5.1 | Y | Absent | | A2-AIRDRY(),A2-TOC-9060-2REPS(28) |
| L2042041-08X | Glass 120ml/4oz unpreserved | A | NA | | 5.1 | Y | Absent | | A2-TS(7),A2-PCB209-C/H-8270(14) |
| L2042041-09A | Glass 120ml/4oz unpreserved | A | NA | | 5.1 | Y | Absent | | A2-AIRDRY(),A2-TOC-9060-2REPS(28) |
| L2042041-09X | Glass 120ml/4oz unpreserved | A | NA | | 5.1 | Y | Absent | | A2-TS(7),A2-PCB209-C/H-8270(14) |
| L2042041-10A | Glass 120ml/4oz unpreserved | A | NA | | 5.1 | Y | Absent | | A2-AIRDRY(),A2-TOC-9060-2REPS(28) |
| L2042041-10X | Glass 120ml/4oz unpreserved | A | NA | | 5.1 | Y | Absent | | A2-TS(7),A2-PCB209-C/H-8270(14) |
| L2042041-11A | Glass 120ml/4oz unpreserved | A | NA | | 5.1 | Y | Absent | | A2-AIRDRY(),A2-TOC-9060-2REPS(28) |
| L2042041-11X | Glass 120ml/4oz unpreserved | A | NA | | 5.1 | Y | Absent | | A2-TS(7),A2-PCB209-C/H-8270(14) |

*Values in parentheses indicate holding time in days

**Project Name:** NEW BEDFORD HARBOR-LTM
**Project Number:** 60597627

**Lab Number:** L2042041
**Report Date:** 10/23/20

### Container Information

| Container ID | Container Type | Cooler | Initial pH | Final pH | Temp deg C | Pres | Seal | Frozen Date/Time | Analysis(*) |
|---|---|---|---|---|---|---|---|---|---|
| L2042041-12A | Glass 120ml/4oz unpreserved | A | NA | | 5.1 | Y | Absent | | A2-AIRDRY(),A2-TOC-9060-2REPS(28) |
| L2042041-12X | Glass 120ml/4oz unpreserved | A | NA | | 5.1 | Y | Absent | | A2-TS(7),A2-PCB209-C/H-8270(14) |
| L2042041-13A | Glass 120ml/4oz unpreserved | A | NA | | 5.1 | Y | Absent | | A2-AIRDRY(),A2-TOC-9060-2REPS(28) |
| L2042041-13X | Glass 120ml/4oz unpreserved | A | NA | | 5.1 | Y | Absent | | A2-TS(7),A2-PCB209-C/H-8270(14) |
| L2042041-14A | Glass 120ml/4oz unpreserved | A | NA | | 5.1 | Y | Absent | | A2-AIRDRY(),A2-TOC-9060-2REPS(28) |
| L2042041-14X | Glass 120ml/4oz unpreserved | A | NA | | 5.1 | Y | Absent | | A2-TS(7),A2-PCB209-C/H-8270(14) |



*Values in parentheses indicate holding time in days

| | | | |
|---|---|---|---|
| **Project Name:** | NEW BEDFORD HARBOR-LTM | **Lab Number:** | L2042041 |
| **Project Number:** | 60597627 | **Report Date:** | 10/23/20 |

## GLOSSARY

***Acronyms***

| | |
|---|---|
| DL | - Detection Limit: This value represents the level to which target analyte concentrations are reported as estimated values, when those target analyte concentrations are quantified below the limit of quantitation (LOQ). The DL includes any adjustments from dilutions, concentrations or moisture content, where applicable. (DoD report formats only.) |
| EDL | - Estimated Detection Limit: This value represents the level to which target analyte concentrations are reported as estimated values, when those target analyte concentrations are quantified below the reporting limit (RL). The EDL includes any adjustments from dilutions, concentrations or moisture content, where applicable. The use of EDLs is specific to the analysis of PAHs using Solid-Phase Microextraction (SPME). |
| EMPC | - Estimated Maximum Possible Concentration: The concentration that results from the signal present at the retention time of an analyte when the ions meet all of the identification criteria except the ion abundance ratio criteria. An EMPC is a worst-case estimate of the concentration. |
| EPA | - Environmental Protection Agency. |
| LCS | - Laboratory Control Sample: A sample matrix, free from the analytes of interest, spiked with verified known amounts of analytes or a material containing known and verified amounts of analytes. |
| LCSD | - Laboratory Control Sample Duplicate: Refer to LCS. |
| LFB | - Laboratory Fortified Blank: A sample matrix, free from the analytes of interest, spiked with verified known amounts of analytes or a material containing known and verified amounts of analytes. |
| LOD | - Limit of Detection: This value represents the level to which a target analyte can reliably be detected for a specific analyte in a specific matrix by a specific method. The LOD includes any adjustments from dilutions, concentrations or moisture content, where applicable. (DoD report formats only.) |
| LOQ | - Limit of Quantitation: The value at which an instrument can accurately measure an analyte at a specific concentration. The LOQ includes any adjustments from dilutions, concentrations or moisture content, where applicable. (DoD report formats only.)<br><br>Limit of Quantitation: The value at which an instrument can accurately measure an analyte at a specific concentration. The LOQ includes any adjustments from dilutions, concentrations or moisture content, where applicable. (DoD report formats only.) |
| MDL | - Method Detection Limit: This value represents the level to which target analyte concentrations are reported as estimated values, when those target analyte concentrations are quantified below the reporting limit (RL). The MDL includes any adjustments from dilutions, concentrations or moisture content, where applicable. |
| MS | - Matrix Spike Sample: A sample prepared by adding a known mass of target analyte to a specified amount of matrix sample for which an independent estimate of target analyte concentration is available. For Method 332.0, the spike recovery is calculated using the native concentration, including estimated values. |
| MSD | - Matrix Spike Sample Duplicate: Refer to MS. |
| NA | - Not Applicable. |
| NC | - Not Calculated: Term is utilized when one or more of the results utilized in the calculation are non-detect at the parameter's reporting unit. |
| NDPA/DPA | - N-Nitrosodiphenylamine/Diphenylamine. |
| NI | - Not Ignitable. |
| NP | - Non-Plastic: Term is utilized for the analysis of Atterberg Limits in soil. |
| NR | - No Results: Term is utilized when 'No Target Compounds Requested' is reported for the analysis of Volatile or Semivolatile Organic TIC only requests. |
| RL | - Reporting Limit: The value at which an instrument can accurately measure an analyte at a specific concentration. The RL includes any adjustments from dilutions, concentrations or moisture content, where applicable. |
| RPD | - Relative Percent Difference: The results from matrix and/or matrix spike duplicates are primarily designed to assess the precision of analytical results in a given matrix and are expressed as relative percent difference (RPD). Values which are less than five times the reporting limit for any individual parameter are evaluated by utilizing the absolute difference between the values; although the RPD value will be provided in the report. |
| SRM | - Standard Reference Material: A reference sample of a known or certified value that is of the same or similar matrix as the associated field samples. |
| STLP | - Semi-dynamic Tank Leaching Procedure per EPA Method 1315. |
| TEF | - Toxic Equivalency Factors: The values assigned to each dioxin and furan to evaluate their toxicity relative to 2,3,7,8-TCDD. |
| TEQ | - Toxic Equivalent: The measure of a sample's toxicity derived by multiplying each dioxin and furan by its corresponding TEF and then summing the resulting values. |
| TIC | - Tentatively Identified Compound: A compound that has been identified to be present and is not part of the target compound list (TCL) for the method and/or program. All TICs are qualitatively identified and reported as estimated concentrations. |

*Report Format: DU Report with 'J' Qualifiers*

| | | | |
|---|---|---|---|
| **Project Name:** | NEW BEDFORD HARBOR-LTM | **Lab Number:** | L2042041 |
| **Project Number:** | 60597627 | **Report Date:** | 10/23/20 |

***Footnotes***

1 - The reference for this analyte should be considered modified since this analyte is absent from the target analyte list of the original method.

***Terms***

Analytical Method: Both the document from which the method originates and the analytical reference method. (Example: EPA 8260B is shown as 1,8260B.) The codes for the reference method documents are provided in the References section of the Addendum.

Difference: With respect to Total Oxidizable Precursor (TOP) Assay analysis, the difference is defined as the Post-Treatment value minus the Pre-Treatment value.

Final pH: As it pertains to Sample Receipt & Container Information section of the report, Final pH reflects pH of container determined after adjustment at the laboratory, if applicable. If no adjustment required, value reflects Initial pH.

Frozen Date/Time: With respect to Volatile Organics in soil, Frozen Date/Time reflects the date/time at which associated Reagent Water-preserved vials were initially frozen. Note: If frozen date/time is beyond 48 hours from sample collection, value will be reflected in 'bold'.

Initial pH: As it pertains to Sample Receipt & Container Information section of the report, Initial pH reflects pH of container determined upon receipt, if applicable.

PAH Total: With respect to Alkylated PAH analyses, the 'PAHs, Total' result is defined as the summation of results for all or a subset of the following compounds: Naphthalene, C1-C4 Naphthalenes, 2-Methylnaphthalene, 1-Methylnaphthalene, Biphenyl, Acenaphthylene, Acenaphthene, Fluorene, C1-C3 Fluorenes, Phenanthrene, C1-C4 Phenanthrenes/Anthracenes, Anthracene, Fluoranthene, Pyrene, C1-C4 Fluoranthenes/Pyrenes, Benz(a)anthracene, Chrysene, C1-C4 Chrysenes, Benzo(b)fluoranthene, Benzo(j)+(k)fluoranthene, Benzo(e)pyrene, Benzo(a)pyrene, Perylene, Indeno(1,2,3-cd)pyrene, Dibenz(ah)+(ac)anthracene, Benzo(g,h,i)perylene. If a 'Total' result is requested, the results of its individual components will also be reported.

PFAS Total: With respect to PFAS analyses, the 'PFAS, Total (5)' result is defined as the summation of results for: PFHpA, PFHxS, PFOA, PFNA and PFOS. If a 'Total' result is requested, the results of its individual components will also be reported.

The target compound Chlordane (CAS No. 57-74-9) is reported for GC ECD analyses. Per EPA,this compound "refers to a mixture of chlordane isomers, other chlorinated hydrocarbons and numerous other components." (Reference: USEPA Toxicological Review of Chlordane, In Support of Summary Information on the Integrated Risk Information System (IRIS), December 1997.)

Total: With respect to Organic analyses, a 'Total' result is defined as the summation of results for individual isomers or Aroclors. If a 'Total' result is requested, the results of its individual components will also be reported. This is applicable to 'Total' results for methods 8260, 8081 and 8082.

***Data Qualifiers***

**A** - Spectra identified as "Aldol Condensates" are byproducts of the extraction/concentration procedures when acetone is introduced in the process.

**B** - The analyte was detected above the reporting limit in the associated method blank. Flag only applies to associated field samples that have detectable concentrations of the analyte at less than ten times (10x) the concentration found in the blank. For MCP-related projects, flag only applies to associated field samples that have detectable concentrations of the analyte at less than ten times (10x) the concentration found in the blank. For DOD-related projects, flag only applies to associated field samples that have detectable concentrations of the analyte at less than ten times (10x) the concentration found in the blank AND the analyte was detected above one-half the reporting limit (or above the reporting limit for common lab contaminants) in the associated method blank. For NJ-Air-related projects, flag only applies to associated field samples that have detectable concentrations of the analyte above the reporting limit. For NJ-related projects (excluding Air), flag only applies to associated field samples that have detectable concentrations of the analyte, which was detected above the reporting limit in the associated method blank or above five times the reporting limit for common lab contaminants (Phthalates, Acetone, Methylene Chloride, 2-Butanone).

**C** - Co-elution: The target analyte co-elutes with a known lab standard (i.e. surrogate, internal standards, etc.) for co-extracted analyses.

**D** - Concentration of analyte was quantified from diluted analysis. Flag only applies to field samples that have detectable concentrations of the analyte.

**E** - Concentration of analyte exceeds the range of the calibration curve and/or linear range of the instrument.

**F** - The ratio of quantifier ion response to qualifier ion response falls outside of the laboratory criteria. Results are considered to be an estimated maximum concentration.

**G** - The concentration may be biased high due to matrix interferences (i.e, co-elution) with non-target compound(s). The result should be considered estimated.

**H** - The analysis of pH was performed beyond the regulatory-required holding time of 15 minutes from the time of sample collection.

**I** - The lower value for the two columns has been reported due to obvious interference.

**J** - Estimated value. The Target analyte concentration is below the quantitation limit (RL), but above the Method Detection Limit (MDL) or Estimated Detection Limit (EDL) for SPME-related analyses. This represents an estimated concentration for Tentatively Identified Compounds (TICs).

**M** - Reporting Limit (RL) exceeds the MCP CAM Reporting Limit for this analyte.

**ND** - Not detected at the method detection limit (MDL) for the sample, or estimated detection limit (EDL) for SPME-related analyses.

**NJ** - Presumptive evidence of compound. This represents an estimated concentration for Tentatively Identified Compounds (TICs), where

| | | | |
|---|---|---|---|
| **Project Name:** | NEW BEDFORD HARBOR-LTM | **Lab Number:** | L2042041 |
| **Project Number:** | 60597627 | **Report Date:** | 10/23/20 |

***Data Qualifiers***

the identification is based on a mass spectral library search.

**P** - The RPD between the results for the two columns exceeds the method-specified criteria.

**Q** - The quality control sample exceeds the associated acceptance criteria. For DOD-related projects, LCS and/or Continuing Calibration Standard exceedences are also qualified on all associated sample results. Note: This flag is not applicable for matrix spike recoveries when the sample concentration is greater than 4x the spike added or for batch duplicate RPD when the sample concentrations are less than 5x the RL. (Metals only.)

**R** - Analytical results are from sample re-analysis.

**RE** - Analytical results are from sample re-extraction.

**S** - Analytical results are from modified screening analysis.

| | | | |
|---|---|---|---|
| **Project Name:** | NEW BEDFORD HARBOR-LTM | **Lab Number:** | L2042041 |
| **Project Number:** | 60597627 | **Report Date:** | 10/23/20 |

## REFERENCES


1 Test Methods for Evaluating Solid Waste: Physical/Chemical Methods. EPA SW-846. Third Edition. Updates I - VI, 2018.

105 Test Methods for Evaluating Solid Waste: Physical/Chemical Methods. EPA SW-846. Third Edition. Updates I - IIIA, 1997 in conjunction with NOAA Technical Memorandum NMFS-NWFSC-59: Extraction, Cleanup and GC/MS Analysis of Sediments and Tissues for Organic Contaminants, March 2004 and the Determination of Pesticides and PCBs in Water and Oil/Sediment by GC/MS: Method 680, EPA 01A0005295, November 1985.

121 Standard Methods for the Examination of Water and Wastewater. APHA-AWWA-WEF. Standard Methods Online.


## LIMITATION OF LIABILITIES

Alpha Analytical performs services with reasonable care and diligence normal to the analytical testing laboratory industry. In the event of an error, the sole and exclusive responsibility of Alpha Analytical shall be to re-perform the work at it's own expense. In no event shall Alpha Analytical be held liable for any incidental, consequential or special damages, including but not limited to, damages in any way connected with the use of, interpretation of, information or analysis provided by Alpha Analytical.

We strongly urge our clients to comply with EPA protocol regarding sample volume, preservation, cooling, containers, sampling procedures, holding time and splitting of samples in the field.

# Certification Information

**The following analytes are not included in our Primary NELAP Scope of Accreditation:**

**Westborough Facility**
**EPA 624/624.1:** m/p-xylene, o-xylene, Naphthalene
**EPA 8260C:** NPW: 1,2,4,5-Tetramethylbenzene; 4-Ethyltoluene, Azobenzene; SCM: Iodomethane (methyl iodide), 1,2,4,5-Tetramethylbenzene; 4-Ethyltoluene.
**EPA 8270D:** NPW: Dimethylnaphthalene,1,4-Diphenylhydrazine; SCM: Dimethylnaphthalene,1,4-Diphenylhydrazine.
**SM4500**: NPW: Amenable Cyanide; SCM: Total Phosphorus, TKN, NO2, NO3.

**Mansfield Facility**
**SM 2540D:** TSS
**EPA 8082A:** NPW: PCB: 1, 5, 31, 87,101, 110, 141, 151, 153, 180, 183, 187.
**EPA TO-15:** Halothane, 2,4,4-Trimethyl-2-pentene, 2,4,4-Trimethyl-1-pentene, Thiophene, 2-Methylthiophene, 3-Methylthiophene, 2-Ethylthiophene, 1,2,3-Trimethylbenzene, Indan, Indene, 1,2,4,5-Tetramethylbenzene, Benzothiophene, 1-Methylnaphthalene.
**EPA TO-12** Non-methane organics
**EPA 3C** Fixed gases
**Biological Tissue Matrix:** EPA 3050B

**The following analytes are included in our Massachusetts DEP Scope of Accreditation**

**Westborough Facility:**

***Drinking Water***
**EPA 300.0**: Chloride, Nitrate-N, Fluoride, Sulfate; **EPA 353.2**: Nitrate-N, Nitrite-N; **SM4500NO3-F**: Nitrate-N, Nitrite-N; **SM4500F-C, SM4500CN-CE, EPA 180.1, SM2130B, SM4500Cl-D, SM2320B, SM2540C, SM4500H-B, SM4500NO2-B**
**EPA 332**: Perchlorate; **EPA 524.2:** THMs and VOCs; **EPA 504.1:** EDB, DBCP.
**Microbiology**: **SM9215B; SM9223-P/A, SM9223B-Colilert-QT,SM9222D**.

***Non-Potable Water***
**SM4500H,B, EPA 120.1, SM2510B, SM2540C, SM2320B, SM4500CL-E, SM4500F-BC, SM4500NH3-BH:** Ammonia-N and Kjeldahl-N, **EPA 350.1**: Ammonia-N, **LACHAT 10-107-06-1-B**: Ammonia-N, **EPA 351.1, SM4500NO3-F, EPA 353.2**: Nitrate-N**, SM4500P-E, SM4500P-B, E, SM4500SO4-E, SM5220D, EPA 410.4, SM5210B, SM5310C, SM4500CL-D, EPA 1664, EPA 420.1, SM4500-CN-CE, SM2540D, EPA 300: Chloride, Sulfate, Nitrate.**
**EPA 624.1**: Volatile Halocarbons & Aromatics,
**EPA 608.3**: Chlordane, Toxaphene, Aldrin, alpha-BHC, beta-BHC, gamma-BHC, delta-BHC, Dieldrin, DDD, DDE, DDT, Endosulfan I, Endosulfan II, Endosulfan sulfate, Endrin, Endrin Aldehyde, Heptachlor, Heptachlor Epoxide, PCBs
**EPA 625.1**: SVOC (Acid/Base/Neutral Extractables), **EPA 600/4-81-045**: PCB-Oil.
**Microbiology**: **SM9223B-Colilert-QT; Enterolert-QT, SM9221E, EPA 1600, EPA 1603.**

**Mansfield Facility:**

***Drinking Water***
**EPA 200.7:** Al, Ba, Cd, Cr, Cu, Fe, Mn, Ni, Na, Ag, Ca, Zn. **EPA 200.8:** Al, Sb, As, Ba, Be, Cd, Cr, Cu, Pb, Mn, Ni, Se, Ag, TL, Zn. **EPA 245.1** Hg.
**EPA 522.**

***Non-Potable Water***
**EPA 200.7:** Al, Sb, As, Be, Cd, Ca, Cr, Co, Cu, Fe, Pb, Mg, Mn, Mo, Ni, K, Se, Ag, Na, Sr, TL, Ti, V, Zn.
**EPA 200.8:** Al, Sb**,** As, Be, Cd, Cr, Cu, Fe, Pb, Mn, Ni, K, Se, Ag, Na, TL, Zn.
**EPA 245.1** Hg.
**SM2340B**

For a complete listing of analytes and methods, please contact your Alpha Project Manager.

10/2/20 L2042041

**COC ID:** 20201001-Alpha **TURNAROUND TIME:** Standard **RUSH:**

| PROJECT/CLIENT INFO | | | | LABORATORY | | | | OTHER INFO | |
|---|---|---|---|---|---|---|---|---|---|
| Facility Name | New Bedford Harbor - LTM | | | Lab Name | Alpha Analytical Lab | | | Email Invoice To | maura.surprenant@aecom.com |
| Project Number | | | | Lab Contact | Liz Porta | | | Invoice Reports | |
| Department | | | | Email | | | | Email Report To | helen.jones@aecom.com |
| Address | 103 Sawyer St | | | Address | 320 Forbes Boulevard | | | Email Reports | |
| | | | | | | | | Shipping Company | AAL |
| City | New Bedford | State | MA | City | Mansfield | State | MA | Tracking Number | |
| Postal Code | 02746 | Country | | Postal Code | 02048 | Country | | Cooler Count | 1 |
| Phone Number | | | | Phone Number | | | | Cooler Description | |
| Project Manager | Will Humphries | | | Quote Number | | | | Sampler 2 | |
| Email Address | | | | PO Number | | | | Sampler 3 | |

**SAMPLE DETAILS** / **ANALYSIS REQUESTED** — Filtered - F: Field, L: Lab, FL: Field & Lab, N: None

| | Sample ID | Start Depth | End Depth | Depth Unit | Field Matrix | Date | Time (24hr) | G=Grab C=Comp | Total # Of Cont. | FIL. / PRESERV. / ANALYSIS: TOC | PCB Congeners | |
|---|---|---|---|---|---|---|---|---|---|---|---|---|
| -01 | S-218-20FSP20-01 | 0 | 2 | CM | SE | 2020/10/01 | 08:53 | G | 1 | X | X | |
| -02 | S-226-20FSP20-01 | 0 | 2 | CM | SE | 2020/10/01 | 15:10 | G | 2 | X | X | MS/ MSD |
| -03 | S-227-20FSP20-01 | 0 | 2 | CM | SE | 2020/10/01 | 11:45 | G | 1 | X | X | |
| -04 | S-230-20FSP20-01 | 0 | 2 | CM | SE | 2020/10/01 | 13:41 | G | 1 | X | X | |
| -05 | S-231-20FSP20-01 | 0 | 2 | CM | SE | 2020/10/01 | 15:18 | G | 1 | X | X | |
| -06 | S-235-20FSP20-01 | 0 | 2 | CM | SE | 2020/10/01 | 12:47 | G | 1 | X | X | |
| -07 | S-236-20FSP20-01 | 0 | 2 | CM | SE | 2020/10/01 | 11:54 | G | 1 | X | X | |
| -08 | S-237-20FSP20-01 | 0 | 2 | CM | SE | 2020/10/01 | 09:55 | G | 1 | X | X | |
| -09 | S-237-20FSP20-01-REP | 0 | 2 | CM | SE | 2020/10/01 | 11:37 | G | 1 | X | X | |

| ADDITIONAL COMMENTS/SPECIAL INSTRUCTIONS | RELINQUISHED BY/AFFILIATION | DATE/TIME | ACCEPTED BY/AFFILIATION | DATE/TIME |
|---|---|---|---|---|
| "H" denotes hold until further instruction<br>*S-226-20FSP20-01 is MS/MSD* | Helen Jones AECOM | 10/2/20 12:32 | AAL | 10/2/20 1525 |
| | | 10/2/20 1725 | | 10/2/20 1725 |
| | | 10/2/20 2000 | | 10/2/20 2000 |
| | | 10/2/20 2040 | AAL | 10/2/20 2040 |

**NB OF BOTTLES RETURNED/DESCRIPTION**

| | | | |
|---|---|---|---|
| Sampler's Name | Helen Jones | Mobile # | 607-229-7790 |
| Sampler's Signature | Helen Jones | Date/Time | 2020/10/02 |

Page 1 of 1

10/2/20 L2042041

COC ID: 20201002-Alpha

TURNAROUND TIME: Standard

RUSH:

## PROJECT/CLIENT INFO

| | |
|---|---|
| Facility Name | New Bedford Harbor - LTM |
| Project Number | |
| Department | |
| Address | 103 Sawyer St |
| City | New Bedford |
| State | MA |
| Country | |
| Postal Code | 02746 |
| Phone Number | |
| Project Manager | Will Humphries |
| Email Address | |

## LABORATORY

| | |
|---|---|
| Lab Name | Alpha Analytical Lab |
| Lab Contact | Liz Porta |
| Email | |
| Address | 320 Forbes Boulevard |
| City | Mansfield |
| State | MA |
| Postal Code | 02048 |
| Country | |
| Phone Number | |
| Quote Number | |
| PO Number | |

## OTHER INFO

| | |
|---|---|
| Email Invoice To | maura surprenant@aecom.com |
| Invoice Reports | |
| Email Report To | helen.jones@aecom.com |
| Email Reports | |
| Shipping Company | AAL |
| Tracking Number | |
| Cooler Count | 1 |
| Cooler Description | |
| Sampler 2 | |
| Sampler 3 | |

## SAMPLE DETAILS / ANALYSIS REQUESTED

Filtered - F: Field, L: Lab, FL: Field & Lab, N: None

| | Sample ID | Start Depth | End Depth | Depth Unit | Field Matrix | Date | Time (24hr) | G=Grab C=Comp | Total # Of Cont. | FIL. | PRESERV. | ANALYSIS: TOC | ANALYSIS: PCB Congeners |
|---|---|---|---|---|---|---|---|---|---|---|---|---|---|
| -10 | S-220-20FSP20-01 | 0 | 2 | CM | SE | 2020/10/02 | 11:44 | G | 1 | | | X | X |
| -4 | S-221-20FSP20-01 | 0 | 2 | CM | SE | 2020/10/02 | 08:11 | G | 1 | | | X | X |
| -7 | S-222-20FSP20-01 | 0 | 2 | CM | SE | 2020/10/02 | 09:45 | G | 1 | | | X | X |
| -13 | S-224-20FSP20-01 | 0 | 2 | CM | SE | 2020/10/02 | 09:46 | G | 1 | | | X | X |
| -14 | S-225-20FSP20-01 | 0 | 2 | CM | SE | 2020/10/02 | 08:37 | G | 1 | | | X | X |

## ADDITIONAL COMMENTS/SPECIAL INSTRUCTIONS

"H" denotes hold until further instruction

| RELINQUISHED BY/AFFILIATION | DATE/TIME | ACCEPTED BY/AFFILIATION | DATE/TIME |
|---|---|---|---|
| Helen Jones AECOM | 10/2/20 1500 | [illegible] AAL | 10/2/20 1525 |
| [illegible] | 10/2/20 1725 | [illegible] | 10/2/20 1725 |
| [illegible] | 10/2/20 2000 | | 10/2/20 2000 |
| [illegible] | 10/2/20 2040 | [illegible] AAL | 10/2/20 2040 |

## NB OF BOTTLES RETURNED/DESCRIPTION

| | | | |
|---|---|---|---|
| Sampler's Name | Helen Jones | Mobile # | 607-229-7790 |
| Sampler's Signature | [signature] | Date/Time | 2020/10/02 |

Page 1 of 1

# Appendix E **Laboratory Data Report – Normandeau: Benthic Infauna**

# New Bedford Harbor Long – Term Monitoring Survey VII
# Laboratory report

**New Bedford Harbor Superfund Site**
**New Bedford, Massachusetts**

**Contract Number: #W912WJ-17-D-0003**

**Prepared for**

**AECOM**
**Two City Center, Suite 200**
**Portland, Maine 04101**

**Prepared by**

**Normandeau Associates**
**25 Nashua Road**
**Bedford, New Hampshire 03110**

**April 2021**

# Table of Contents

**Page**

**1.0 INTRODUCTION.....1**
**2.0 METHODS.....1**
**2.1 SAMPLE TRACKING AND HANDLING.....1**
**2.2 SAMPLE SORTING.....1**
**2.3 TAXONOMY.....2**
**2.4 DATA HANDLING.....4**
**2.5 SAMPLE HANDLING.....4**
**3.0 RESULTS.....4**
**4.0 LITERATURE CITED.....8**

**LIST OF TABLES**

TABLE 2-0. Specimens added to the New Bedford Harbor Voucher Collection
TABLE 3-0. Infaunal Community Parameters in New Bedford Harbor Areas
TABLE 3-1. Dominant Species in the Upper Harbor (Area 1)
TABLE 3-2. Dominant Species in the Lower Harbor (Area 2)
TABLE 3-3. Dominant Species in the Outer Harbor (Area 3)

**APPENDICES**

APPENDIX A Master Voucher Collection
APPENDIX B Species Abundance and Diversity
APPENDIX C Excel Data File

# 1.0 INTRODUCTION

Normandeau Associates, Inc. (Normandeau) under contract with AECOM of Chelmsford, MA, has completed the macroinvertebrate community assessment monitoring for the 2020 New Bedford Harbor Superfund Site Long-Term Monitoring VII, New Bedford, Massachusetts Program. The purpose of this report is to present the methods and results for the laboratory analyses of benthic infauna samples. The data generated through these analyses were presented in an Excel file to AECOM.

Laboratory procedures were carried out according to protocols established for the Environmental Monitoring and Assessment Program (EMAP) for estuaries. A complete description of those procedures is presented in *Versar, Inc. 1991. EMAP Near-Coastal Laboratory Procedures – Macrobenthic Community Assessment. Revised, February 1, 1991*.

# 2.0 METHODS

## 2.1 SAMPLE TRACKING AND HANDLING

A total of 237 samples (79 stations x 3 replicates/station) were retrieved "ready for transport" to Normandeau's laboratory as field sieved through a 0.5 mm mesh screen, stained with Rose Bengal and preserved in 6% buffered formalin.

Upon receipt, all samples were examined for damage, checked against the Chain-of-Custody form and then inventoried in the Sort Log (Versar, 1991). All samples listed on the Chain-of-Custody forms were received in good condition. Samples were switched to 70% Ethanol with 158 samples (79 stations x 2 replicates/station) selected for processing and the remaining 79 samples (79 stations x 1 replicate) archived.

Samples to be processed were selected using a random numbers table, resulting in 54 (27 stations x 2 replicates) Upper Harbor (Area 1) samples, 58 (29 stations x 2 replicates) of Lower Harbor (Area 2) samples and 46 (23 stations x 2 replicates) of Outer Harbor samples prepared for processing.

## 2.2 SAMPLE SORTING

Sorters were instructed and supervised on the proper project procedure for sample wash down and sorting. Each sorter's samples were listed in order of completion on the QC Sample Batch Listing form (Versar, 1991). At least the first three samples undertaken by each new sorter were rechecked by the Quality Control Supervisor. A minimum of 10% (one out of each batch of ten samples) of each sorter's subsequent samples were resorted with results recorded on the QC Sample Resort sheet (Versar, 1991). Any work found to be of insufficient quality resulted in rechecking the samples and retraining the sorter.

A total of 158 samples were sorted. To meet the program turn-around time, five sorters were engaged, resulting in a robust training effort with 15 training QC's performed. Following training, 17 samples were resorted as a quality control check and results are as follows:

| Sorting Efficiency | # Samples |
|---|---|
| Greater than 95% Acceptance | 15 |
| 95 – 90% Acceptance | 2 |
| <90% Acceptance | 0 |

Sorting efficiency resulted in 15 samples falling in the greater than 95% acceptance range and two samples falling in the 95-90% acceptance range; the latter requiring re-training in the recognition of one specific organism and a recheck for the species in all samples conducted in the batch of ten as well as any applicable samples sorted prior to the batch of ten. All specimens were included for subsequent identification.

## 2.3 TAXONOMY

Taxonomists specializing in specific macroinvertebrate phyla had samples distributed to them for identification, enumeration and recording on the Data Sheets (Versar, 1991). Level of identification, generally Lowest Practical Taxon (LPT) but in some cases stipulated to a higher classification per Versar (1991), was adhered to. The exceptions to LPT are listed in the Taxonomic Criteria listing below.

| Group | Taxonomic Criteria |
|---|---|
| Nematode | Noted as Present (P) |
| Eggs/Egg Cases | Noted as Present (P) |
| Copepods (benthic)* | Order Copepoda |
| Oligochaete | Class Oligochaeta |
| Ostracoda | Subclass Ostracoda |
| Nemertea | Phylum Nemertea |
| Anthozoa | Class Anthozoa |

*harpacticoid and cyclopoid

Maintaining taxonomic consistency across the New Bedford Harbor Program years was accomplished through examination of voucher specimens, referencing taxonomic keys and current hardcopy and electronic literature and through verbal communication among taxonomists.

Quality control was performed on 10% (one out of each batch of ten samples) of the taxonomist's samples. A total of 158 samples were identified by four taxonomists with 48 samples being re-identified for specific phyla; 16 Polychaeta, 16 Mollusca and 16 Arthropoda and Miscellaneous Phyla. Each of these 48 by-phyla re-identifications was treated separately. Taxonomist's samples were listed in order of completion on the QC Sample Batch Listing form (Versar, 1991) and results were entered on the QC Sample Re-identification sheet (Versar, 1991). Any work found to be of insufficient quality resulted in the retraining of the taxonomist and possibly the checking of additional samples from a batch of ten samples. Results for the 48 by-phyla sample re-identifications are as follows:

| Taxonomy Efficiency | # Samples |
|---|---|
| Greater than 95% Acceptance | 43 |
| 95 – 90% Acceptance | 5 |
| <90% Acceptance | 0 |

Taxonomic accuracy results ranged from 92.3% to 100% acceptance and were reviewed by the laboratory Quality Control Supervisor and resulted in no samples requiring corrective action. Samples falling within the 95-90% acceptance range resulted in appropriate re-training and any required changes in species identifications were entered into the data sheets.

An additional 36 vials of quality specimens were incorporated into the Master Reference Collection. A listing of these additional species, by station/replicate, is noted in Table 2-0. A full listing of the New Bedford Harbor Long Term Monitoring Program Voucher Collection is found in Appendix A.

**Table 2-0. Specimens added to the New Bedford Harbor Voucher Collection**

| Species | Station/Rep |
|---|---|
| Porifera | |
| *Pione robusta* | 331-02 |
| Hydrozoa | |
| Corymorphidae | 128-02 |
| *Opercularella lacerata* | 346-04 |
| Chordata | |
| *Bostrichobranchus pilularis* | 341-04 |
| Phoronida | |
| *Phoronis muelleri* | 345-03 |
| Annelida | |
| *Chaetozone diodonta* | 311-03 |
| *Eusyllis lamelligera* | 237-03 |
| *Galathowenia oculta* | 332-02 |
| *Hypereteone lactea* | 117-04 |
| *Magelona rosea* | 346-03 |
| *Mediomastus californiensis* | 208-02 |
| *Micropthalmus similis* | 306-02 |
| *Phylo ornatus* | 306-02 |
| *Prionospio cirrifera* | 309-02 |
| *Polydora aggregata* | 249-03 |
| *Polydora colonia* | 237-03 |
| *Polygordius jouinae* | 306-03 |
| *Psmathe fusca* | 237-03 |
| *Streptosyllis verrilli* | 318-04 |
| Mollusca | |
| *Cerithioysis greenii* | 352-02 |
| *Cylichna alba* | 217-03 |
| *Modiolus modiolus* | 345-03 |
| *Nassarius niger* | 236-03 |
| *Turtonia minuta* | 224-04 |
| Arthropoda | |
| *Gammaropsis maculata* | 346-03 |
| *Grandidierella japonica* | 247-02 |
| *Ianisopsis serricaudis* | 309-02 |
| *Lembos websteri* | 352-04 |
| *Monocorophium sextonae* | 237-03 |
| *Naushonia crangonoides* | 339-02 |
| Sipunculida | |

| Species | Station/Rep |
|---|---|
| *Phascolopsis gouldi* | 333-02 |
| Ectoprocta | |
| *Bugula neritina* | 247-02 |
| *Diplosoma listerianum* | 212-04 |
| *Pourtalesella incrassata* | 333-02 |
| *Schizoporella variabilis* | 237-03 |
| Holothuroidea | |
| *Pentamera calcigera* | 318-02 |

## 2.4 DATA HANDLING

Normandeau's Technical Information Services group has managed marine benthic macrofaunal data for Long Term Monitoring programs in the past and our programmers are familiar with the EMAP database requirements.

Original data sheets were checked for completeness and legibility before being submitted for data entry. Formats designed to comply with the project-specific dataset specifications were used to constrain data entry, and data verification was provided through double data entry. This feature ensured that entry errors were caught and corrected as the operators keyed the data.

Following entry into the database, quality control error checks, including project-specific checking routines based on logical checks and random sampling of records for comparison between database records and laboratory datasheets, were completed. QC/QA was conducted followed ANSI ASQC Z1.4 (1993) standards. For the 4,236 records a total of 275 randomly selected Data Points were checked; no errors (two allowed), were detected.

Colonial phyla (Porifera, Bryozoa, Hydrozoa and Chordata), nematodes and "Eggs/egg cases", per Protocol (Versar, 1991), were not enumerated but noted as "present" in the database. These species were excluded from all analyses. When juvenile or damaged specimens could not be identified to species, the designation "sp." was used. Organisms were assigned to one of two categories program-wide; "Discrete Taxa" if they were the sole representative of a higher category (e.g., family or genus identified to "sp.") in which case they were considered discrete taxa and included in species richness; or "Non-discrete Taxa" if a determination was not possible and one or more species within the genus was represented, in which case they were excluded from of the computation of species richness values.

## 2.5 SAMPLE HANDLING

Normandeau will retain processed and archived samples for one year following report acceptance at which time, with authorization, disposal of samples will occur. The Program Voucher Specimen Collection, including the new specimens from 2020, will be delivered to AECOM.

# 3.0 RESULTS

A total of 65,945 infaunal organisms were counted from the 158 samples processed at all Harbor Areas in 2020. Organisms were classified into 238 discrete taxa over all New Bedford Harbor Areas. Community parameters for each Harbor Area are presented in Table 3-0. Species richness continues to increase and total counts decrease moving from the Upper Harbor (Area 1) through the Lower Harbor (Area 2) to the Outer Harbor (Area 3). Overall, the Upper Harbor had 41% of the total

collected organisms. The Lower Harbor had 33.7% of the total collected individuals but nearly 86% more species than the Upper Harbor and the Outer Harbor had only 25.3% of the total collected individuals but almost half again as many species as the Lower Harbor and almost three times as many species as the Upper Harbor. Total abundance (counts), species richness and the two measures of community structure, Pielou's Eveness (J') and Shannon-Weiner diversity (H'), are presented by Area, station and replicate in Appendix B. The Data File, titled NBH2020_NAILab_DATA, is under separate cover as Appendix C.

**Table 3-0. Infaunal Community Parameters in New Bedford Harbor Areas**

| | Upper Harbor (Area 1; n=54) | Lower Harbor (Area 2; n=58) | Outer Harbor (Area 3; n=46) |
|---|---|---|---|
| Mean Number of Individuals per Sample | 500.9 | 383.5 | 362.0 |
| Mean Number of Species per Sample | 17.7 | 20.3 | 41.0 |
| Mean H'($Log_2$) per Sample | 2.31 | 2.48 | 3.84 |
| Mean J' per Sample | 0.56 | 0.38 | 0.73 |
| Species Richness | 79 | 147 | 222 |
| Total Count | 27051 | 22243 | 16651 |

## 3.1 UPPER HARBOR (AREA 1)

Stations in the Upper Harbor were characterized by having the lowest species richness, with a mean of 17.7 species per sample (a total of 79 species throughout the area; Table 3-0), ranging from 8 to 27 discrete taxa per replicate (Appendix B). The Upper Harbor had the greatest total abundance and per species densities were high, particularly of the dominant organisms. Table 3-1 presents the dominant species (those contributing >1% of total infaunal count) in the Upper Harbor (Area 1), their total count (replicates combined), and the number of stations where they occurred.

**Table 3-1. Dominant Species in the Upper Harbor (Area 1)**

| Species | Total Count | Percent Dominance | Number of Stations |
|---|---|---|---|
| *Streblospio benedicti* | 8980 | 33.2% | 27 |
| *Mulinia lateralis* | 4560 | 16.9% | 27 |
| *Ampelisca abdita* | 3618 | 13.4% | 27 |
| *Leitoscoloplos* sp. | 2337 | 8.6% | 27 |
| Oligochaeta | 2041 | 7.5% | 27 |
| *Mediomastus ambiseta* | 1431 | 5.3% | 26 |
| *Gemma gemma* | 1140 | 4.2% | 18 |
| *Leucon americanus* | 393 | 1.5% | 24 |
| *Hypereteone heteropoda* | 352 | 1.3% | 27 |
| *Tharyx acutus* | 323 | 1.2% | 23 |
| *Odostomia eburnea* | 310 | 1.1% | 4 |
| *Leitoscoloplos robustus* | 277 | 1.0% | 25 |

Three species had greater than 10% dominance in the Upper Harbor, including *Streblospio benedicti*, *Mulinia lateralis* and *Ampelisca abdita*. *S. benedicti* was the most dominant species (33.2%), and was

found at all 27 Upper Harbor stations. Individuals per station ranged from 30 (Station 111) to 934 (Station 126). With the exception at four Stations (Stations 111, 117, 140 and 150), individuals were consistently present in high numbers; over 100 per station.

*M. lateralis*, a small opportunistic bivalve, was the second most dominant organism (16.9%) and was also found at all 27 Upper Harbor stations. Individuals per station ranged from a low of 3 (Station 109) to a high of 1494 (Station 134).

The third most abundant species in the Upper Harbor (13.4% dominance) was *A. abdita.* This amphipod was found in all 27 Upper Harbor stations. Of the 3,618 *A. abdita* individuals found in the Upper Harbor, 91.9% were found at seven stations (Stations 105, 108, 111, 114, 117, 121 and 123).

Present in fewer numbers but at all 27 Upper Harbor stations were *Leitoscoloplos* sp., Oligochaeta and *Hypereteone heteropoda*. Additional species that were present at 75% or more of the stations were the polychaetes *Mediomastus ambiseta*, *Tharyx acutus*, *Leitoscoloplos robustus* and *Glycinde solitaria*; and the arthropods *Leucon americanus*, and *Grandidierella japonica*.

## 3.2 LOWER HARBOR (AREA 2)

Stations in the Lower Harbor were characterized by intermediate species richness (as measured by the total of 147 species throughout the area; Table 3-0), ranging from 1 to 81 discrete taxa per replicate (Appendix B). Total abundance was intermediate of the three Harbor areas. Table 3-2 shows the top dominant taxa (those contributing >1% of total infaunal count) in the Lower Harbor (Area 2), their total count (replicates combined), and the number of stations where they occurred.

**Table 3-2. Dominant Species in the Lower Harbor (Area 2)**

| Species | Total Count | Percent Dominance | Number of Stations |
|---|---|---|---|
| *Mulinia lateralis* | 9579 | 43.1% | 26 |
| *Leitoscoloplos* sp. | 1847 | 8.3% | 28 |
| *Streblospio benedicti* | 1588 | 7.1% | 20 |
| *Mediomastus ambiseta* | 1543 | 6.9% | 24 |
| *Gemma gemma* | 1465 | 6.6% | 10 |
| Oligochaeta | 1374 | 6.2% | 27 |
| *Leucon americanus* | 369 | 1.7% | 26 |
| *Grandidierella japonica* | 324 | 1.5% | 21 |
| *Mercenaria mercenaria* | 292 | 1.3% | 24 |
| *Glycinde solitaria* | 284 | 1.3% | 26 |
| *Boonea seminuda* | 262 | 1.2% | 2 |

*Mulinia lateralis* was singularly the most dominant species, accounting for 43.1% of the total individuals present at the Lower Harbor stations. It was found at 26 of the 29 stations. Of the 9,579 individuals found in the Lower Harbor, 40.2% were found at two stations (Stations 224 and 253), with 54.4% of the remaining. *Mulinia lateralis* was present in few numbers (4) at Station 226 and was not present at Station 218. The remaining 10 stations averaged less than 100 organisms per station.

No one species was present at all 29 Lower Harbor stations; the most represented species (present at at 75% or more of the Lower Harbor stations) were the polychaetes *Leiotscoloplos* sp., *Glycinde*

*solitaria*, *Gyptis vittata*, *Pectinaria gouldii*, *Mediomastus ambiseta*; Oligochaeta; the arthropods *Leucon americanus*, *Ampelisca abdita*, *Grandidierella japonica*; and the molluscs *Mercenaria mercenaria*, *Macoma tenta* and *Japonactaeon punctostriatus*.

### 3.3 OUTER HARBOR (AREA 3)

Stations in the Outer Harbor were characterized by the highest species richness (as measured by the total of 222 discrete species) and the lowest total abundance of all three areas (Table 3-0). Counts per replicate ranged from 18 to 74 discrete taxa per replicate. Table 3-3 shows the top dominant species (those contributing >1% of total infaunal count) in the Outer Harbor (Area 3), their total count (replicates combined), and the number of stations where they occurred.

**Table 3-3. Dominant Species in Outer Harbor (Area 3)**

| Species | Total Count | Percent Dominance | Number of Stations |
|---|---|---|---|
| *Mediomastus ambiseta* | 2353 | 14.1% | 22 |
| Oligochaeta | 1244 | 7.5% | 23 |
| *Boonea seminuda* | 1036 | 6.2% | 11 |
| *Crepidula fornicata* | 953 | 5.7% | 10 |
| *Macoploma tenta* | 717 | 4.3% | 18 |
| Ostracoda | 609 | 3.7% | 22 |
| *Acteocina canaliculata* | 503 | 3.0% | 13 |
| *Polygordius jouinae* | 497 | 3.0% | 4 |
| *Tharyx acutus* | 461 | 2.8% | 14 |
| *Ninoe nigripes* | 373 | 2.2% | 13 |
| Nemertea | 365 | 2.2% | 22 |
| *Exogone dispar* | 35 | 2.1% | 15 |
| *Prionospio cirrifera* | 350 | 2.1% | 19 |
| *Opisthodonta longocirrata* | 338 | 2.0% | 6 |
| *Nucula proxima* | 323 | 1.9% | 22 |
| *Spiophanes bombyx* | 293 | 1.8% | 14 |
| *Dipolydora socialis* | 285 | 1.7% | 15 |
| *Euclymene collaris* | 257 | 1.5% | 18 |
| *Astyris lunata* | 228 | 1.4% | 14 |
| *Glycinde solitaria* | 215 | 1.3% | 22 |
| *Ameritella agilis* | 191 | 1.1% | 15 |
| *Japonactaeon punctostriatus* | 170 | 1.0% | 17 |

*Mediomastus ambiseta* was the most dominant taxa, composing 14.1% of the total abundance of organisms found in the Outer Harbor. It was found at 22 of the 23 Stations. Of the 2,353 individuals found in the Lower Harbor, 76.1% were found at seven stations (Stations 304, 310, 311, 323, 333, 335 and 352); with these stations averaging 256 organisms per station. The remaining 16 stations had less than 100 organisms in any given station.

Oligochaeta was the only taxon present at all 23 Outer Harbor stations. Other taxa present at 75% or more of the stations were the polychaetes *Glycinde solitaria*, *Prionospio cirrifera* and *Euclymene collaris*; the molluscs *Nucula proxima* and *Macoploma tenta*; as well as ostracods and nemerteans.

## 4.0 LITERATURE CITED

Versar, Inc. 1991. EMAP Near-Coastal Laboratory Procedures – Macrobenthic Community Assessment. Revised, February 1, 1991.

## Appendix A

### New Bedford Harbor Long Term Monitoring – Master Voucher Collection

| PHYLA | SPECIES |
|---|---|
| AMPHIPODA | AMEROCULODES SP. |
| AMPHIPODA | AMPELISCA ABDITA |
| AMPHIPODA | AMPELISCA VADORUM |
| AMPHIPODA | AMPELISCA VERRILLI |
| AMPHIPODA | AMPHITHOE SP. |
| AMPHIPODA | AMPITHOE LONGIMANA |
| AMPHIPODA | APOCOROPHIUM ACUTUM |
| AMPHIPODA | BATEA CATHARINENSIS |
| AMPHIPODA | BYBLIS SERRATA |
| AMPHIPODA | CALLIOPIUS LAEVIUSCULUS |
| AMPHIPODA | CAPRELLA PENANTIS |
| AMPHIPODA | CERAPUS TUBULARIS |
| AMPHIPODA | COROPHIUM ACHERUSICUM |
| AMPHIPODA | COROPHIUM ACTUM |
| AMPHIPODA | COROPHIUM BONELLI |
| AMPHIPODA | COROPHIUM INSIDIOSUM |
| AMPHIPODA | COROPHIUM SP. |
| AMPHIPODA | CRANGONYX PSEUDOGRACILIS |
| AMPHIPODA | CYMADUSA COMPTA |
| AMPHIPODA | ELASMOPUS LAEVIS |
| AMPHIPODA | ELASMOPUS LEVIS |
| AMPHIPODA | EOBROLGUS SPINOSUS |
| AMPHIPODA | ERICHTHONIUS BRASILIENSIS |
| AMPHIPODA | GAMMAROPSIS MACULATUS |
| AMPHIPODA | GAMMARUS MUCRONATUS |
| AMPHIPODA | GAMMARUS SP. |
| AMPHIPODA | GRANDIDIERELLA JAPONICA |
| AMPHIPODA | JANA MARMORAXA |
| AMPHIPODA | LEMBOS SMITHI |
| AMPHIPODA | LEMBOS SP. |
| AMPHIPODA | LEMBOS WEBSTERI |
| AMPHIPODA | LEPTOCHEIRIS PLUMULOSUS |
| AMPHIPODA | LEPTOCHEIRUS PINGUIS |
| AMPHIPODA | LIMULUS POLYPHEMUS |
| AMPHIPODA | LISTRIELLA BARNARDI |
| AMPHIPODA | LUCONACIA INCERTA |
| AMPHIPODA | LYSIANOPSIS ALBA |
| AMPHIPODA | MELITA NITIDA |
| AMPHIPODA | MICRODEUTOPUS ANOMALUS |

| PHYLA | SPECIES |
|---|---|
| AMPHIPODA | MICRODEUTOPUS GRYLLOTALPA |
| AMPHIPODA | MICROPROTOPUS RANEXI |
| AMPHIPODA | MICROPROTOPUS RANEYI |
| AMPHIPODA | MONOCOROPHIUM SEXTONAE |
| AMPHIPODA | MONOCOROPHIUM TUBERCULATUM |
| AMPHIPODA | MONOCULOIDES EDWARDSII |
| AMPHIPODA | PARACAPRELLA TENUIS |
| AMPHIPODA | PARAMENTOPELLA STELLERI |
| AMPHIPODA | PARAMETOPELLA CYPRIS |
| AMPHIPODA | PHOXOCEPHALUS HOLBOLLI |
| AMPHIPODA | PONTOGENEIA INERMIS |
| AMPHIPODA | PROBOLOIDES HOLMESI |
| AMPHIPODA | RHEPOXYNIUS HUDSONI |
| AMPHIPODA | RUDILEMBOIDES NAGLEI |
| AMPHIPODA | RUDILEMBOIDES SP. |
| AMPHIPODA | STENOTHOE MINUTA |
| AMPHIPODA | STENOTHOE MINUTA |
| AMPHIPODA | UNCIOLA DISSIMILIS |
| AMPHIPODA | UNCIOLA IRRORATA |
| AMPHIPODA | UNCIOLA SERRATA |
| ANNELIDA | AMPHARETE ARCTICA |
| ANNELIDA | AMPHARETE FINMARCHICA |
| ANNELIDA | AMPHITRITE AFFINIS |
| ANNELIDA | AMPHITRITE ORNATA |
| ANNELIDA | AMPITHOE VALIDA |
| ANNELIDA | AMPITHOIDAE |
| ANNELIDA | ANAITIDES MACULATA |
| ANNELIDA | ANCISTROSYLLIS GROENLANDICA |
| ANNELIDA | APHELOCHAETA MARIONI |
| ANNELIDA | ARABELLA IRICOLOR |
| ANNELIDA | ARCHIANNELIDA |
| ANNELIDA | ARICIDEA (ACMIRA) CATHERINAE |
| ANNELIDA | ARICIDEA CEMATA |
| ANNELIDA | ARICIDEA SP. |
| ANNELIDA | ASYCHIS ELONGATA |
| ANNELIDA | AUTOLYTUS FASCIATUS |
| ANNELIDA | AUTOLYTUS PROLIFER |
| ANNELIDA | AXIOTHELLA MUCOSA |
| ANNELIDA | AXIOTHELLA SP. A |
| ANNELIDA | BOCCARDIELLA HAMATA |
| ANNELIDA | BRANIA CLAVATA |
| ANNELIDA | BRANIA WELLFLEETENSIS |

| PHYLA | SPECIES |
|---|---|
| ANNELIDA | CABIRA INCERTA |
| ANNELIDA | CAECUM COOPERI |
| ANNELIDA | CAPITELLA CAPITATA |
| ANNELIDA | CAPITELLA JONESI |
| ANNELIDA | CARAZZIELLA HOBSONAE |
| ANNELIDA | CAULLERIELLA CF. KILLARIENSIS |
| ANNELIDA | CAULLERIELLA SP. |
| ANNELIDA | CHAETOZONE DIODONTA |
| ANNELIDA | CHAETOZONE SP. |
| ANNELIDA | CIRRATULIDAE |
| ANNELIDA | CIRRATULIS PS. |
| ANNELIDA | CIRRATULUS GRANDIS |
| ANNELIDA | CIRROPHORUS FURCATUS |
| ANNELIDA | CIRROPHORUS LYRIFORMIS |
| ANNELIDA | CLYMENELLA TORQUATA |
| ANNELIDA | CLYMENELLA ZONALIS |
| ANNELIDA | DEMONAX MICROPHTHALMUS |
| ANNELIDA | DIOPATRA CUPREA |
| ANNELIDA | DIPOLYDORA COMMENSALIS |
| ANNELIDA | DIPOLYDORA GIARDI |
| ANNELIDA | DIPOLYDORA SP. |
| ANNELIDA | DODECACERIA SP. |
| ANNELIDA | DORVILLEA (SCHISTOMERINGOS) ANNULATA |
| ANNELIDA | DRILONEREIS LONGA |
| ANNELIDA | ETEONE HETEROPODA |
| ANNELIDA | ETEONE LONGA |
| ANNELIDA | ETEONE SP. |
| ANNELIDA | EUCLYMENE COLLARIS |
| ANNELIDA | EULALIA BILINEATA |
| ANNELIDA | EULALIA VIRIDIS |
| ANNELIDA | EUMIDA SANGUINEA |
| ANNELIDA | EUNICIDAE |
| ANNELIDA | EUSYLLIS LAMELLIGERA |
| ANNELIDA | EXOGENE NAIDINA |
| ANNELIDA | EXOGONE HEBES |
| ANNELIDA | EXOGONE VERUGERA |
| ANNELIDA | FABRICIA SABELLA |
| ANNELIDA | FIMBRIOSTHENELOUS SP. A |
| ANNELIDA | GALATHOWENIA OCULATA |
| ANNELIDA | GLYCERA AMERICANA |
| ANNELIDA | GLYCERA DIBRANCHIATA |
| ANNELIDA | GLYCINDE SOLITARIA |

| PHYLA | SPECIES |
|---|---|
| ANNELIDA | GONIADELLA GRACILIS |
| ANNELIDA | GYPTIS VITTATA |
| ANNELIDA | HARMOTHOE EXTENUATA |
| ANNELIDA | HARMOTHOE IMBRICATA |
| ANNELIDA | HARMOTHOE LUNULATA |
| ANNELIDA | HARMOTHOE MACGINITEI |
| ANNELIDA | HEDISTE DIVERSICOLOR |
| ANNELIDA | HETEROMASTUS FILIFORMIS |
| ANNELIDA | HYDROIDES DIANTHUS |
| ANNELIDA | HYPERETEONE LACTEA |
| ANNELIDA | LAGISCA EXTENUATA |
| ANNELIDA | LEITOSCOLOPLOS FRAGILIS |
| ANNELIDA | LEITOSCOLOPLOS ROBUSTUS |
| ANNELIDA | LEITOSCOLOPLOS SP. |
| ANNELIDA | LEPIDONOTUS SQUAMATUS |
| ANNELIDA | LEPIDONOTUS SUBLEVIS |
| ANNELIDA | LEVINSENIA GRACILIS |
| ANNELIDA | LUMBRINERIDAE |
| ANNELIDA | MAGELON ROSEA |
| ANNELIDA | MALDANE SARSI |
| ANNELIDA | MARPHYSA SANGUINEA |
| ANNELIDA | MEDIOMASTUS AMBISETA |
| ANNELIDA | MEDIOMASTUS CALIFORNIENSIS |
| ANNELIDA | MELINNA CRISTATA |
| ANNELIDA | MICROPHTHALMUS ABERRANS |
| ANNELIDA | MICROPHTHALMUS SCZELKOWII |
| ANNELIDA | MICROPHTHALMUS SIMILIS |
| ANNELIDA | MICROPHTHALMUS SP. |
| ANNELIDA | MICROPHTHALMUS SP. A |
| ANNELIDA | MINUSPIO CIRRIFERA |
| ANNELIDA | MONTICELLINA BAPTISTEAE |
| ANNELIDA | MONTICELLINA DORSOBRANCHIALIS |
| ANNELIDA | NEANTHES ACUMINATA (N. ARENACEODONTA) |
| ANNELIDA | NEANTHES ARENACEODONTA |
| ANNELIDA | NEANTHES SUCCINEA |
| ANNELIDA | NEANTHES VIRENS |
| ANNELIDA | NEMATONEREIS HEBES |
| ANNELIDA | NEPHTYS CORNUTA |
| ANNELIDA | NEPHTYS INCISA |
| ANNELIDA | NEPHTYS PICTA |
| ANNELIDA | NEREIS ARENACEODONTA |
| ANNELIDA | NEREIS FALSA |

| PHYLA | SPECIES |
|---|---|
| ANNELIDA | NEREIS GRAYI |
| ANNELIDA | NEREIS SUCCINEA |
| ANNELIDA | NICOLEA ZOSTERICOLA |
| ANNELIDA | NINOE NIGRIPES |
| ANNELIDA | NOTOCIRRUS SPINIFERUS |
| ANNELIDA | NOTODELPHYIDAE |
| ANNELIDA | NOTOMASTUS LATERICEUS |
| ANNELIDA | ODONTOSYLLIS FULGURANS |
| ANNELIDA | OLIGOCHAETA |
| ANNELIDA | ONUPHIDAE |
| ANNELIDA | OWENIA FUSIFORMIS |
| ANNELIDA | PARAINAITIS SPECIOSA |
| ANNELIDA | PARAPIONOSYLLIS LONGICIRRATA |
| ANNELIDA | PECTINARIA GOULDII |
| ANNELIDA | PHERUSA AFFINS |
| ANNELIDA | PHOLOE MINUTA |
| ANNELIDA | PHYLLODOCE ARENAE |
| ANNELIDA | PHYLO ORNATUS |
| ANNELIDA | PIONOSYLLIS SP. |
| ANNELIDA | PISIONE REMOTA |
| ANNELIDA | PISTA CRISTATA |
| ANNELIDA | PISTA MACULATA |
| ANNELIDA | PISTA PALMATA |
| ANNELIDA | PLATYNEREIS DUMERILII |
| ANNELIDA | PODARKE OBSCURA |
| ANNELIDA | POLYCIRRUS EXIMIUS |
| ANNELIDA | POLYCIRRUS SP. |
| ANNELIDA | POLYDORA AGGREGATA |
| ANNELIDA | POLYDORA CAULLERYI |
| ANNELIDA | POLYDORA COLONIA |
| ANNELIDA | POLYDORA CORNUTA |
| ANNELIDA | POLYDORA NEOCAECA |
| ANNELIDA | POLYDORA SOCIALES |
| ANNELIDA | POLYDORA SP. |
| ANNELIDA | POLYDORA WEBSTERI |
| ANNELIDA | POLYGORDIUS JOUINAE |
| ANNELIDA | POTAMILLA NEGLECTA |
| ANNELIDA | POTAMILLA SP. |
| ANNELIDA | POUGIA CAECA (SCHISTOMERINGOS CAECUS) |
| ANNELIDA | PRIONOSPIO (MINUSPIO) PERKINSII |
| ANNELIDA | PRIONOSPIO CIRRIFERA |
| ANNELIDA | PRIONOSPIO HETEROBRANCHIA |

| PHYLA | SPECIES |
|---|---|
| ANNELIDA | PRIONOSPIO STEENSTRUPI |
| ANNELIDA | PROCERAEA CORNUTA |
| ANNELIDA | PROTODORVILLEA GASPEENSIS |
| ANNELIDA | PSAMATHE FUSCA |
| ANNELIDA | PTILANTHURA TRICARINA |
| ANNELIDA | PYGOSPIO ELEGANS |
| ANNELIDA | SABELLA MICROPHTHALMA |
| ANNELIDA | SABELLARIA VULGARIS |
| ANNELIDA | SCALIBREGMA INFLATUM |
| ANNELIDA | SCHISTOMERINGOS PECTINATA |
| ANNELIDA | SCHISTOMERINGOS RUDOLPHI |
| ANNELIDA | SCOLECOLEPIDES VIRIDIS |
| ANNELIDA | SCOLELEPIS BOUSFIELDI |
| ANNELIDA | SCOLELEPIS TEXANA |
| ANNELIDA | SCOLETOMA ACICULARUM |
| ANNELIDA | SCOLETOMA HEBES |
| ANNELIDA | SCOLETOMA TENUIS |
| ANNELIDA | SCOLOPLOS (LEODAMUS) RUBRA |
| ANNELIDA | SCOLOPLOS RISERI |
| ANNELIDA | SPHAEROSYLLIS GLANDULATA |
| ANNELIDA | SPHAEROSYLLIS LONGICAUDA |
| ANNELIDA | SPHAEROSYLLIS TAYLORI |
| ANNELIDA | SPHARODOROPSIS MINUTA |
| ANNELIDA | SPIO SETOSA |
| ANNELIDA | SPIOCHAETOPTERUS OCULATUS |
| ANNELIDA | SPIONIDAE |
| ANNELIDA | SPIOPHANES BOMBYX |
| ANNELIDA | STHENELAIS BOA |
| ANNELIDA | STREBLOSPIO BENEDICTI |
| ANNELIDA | STREPTOSYLLIS CF. WEBSTERI |
| ANNELIDA | STREPTOSYLLIS VERRILLI |
| ANNELIDA | STRONGYLOCENTROTUS DROBACHIENSIS |
| ANNELIDA | SYLLIDAE |
| ANNELIDA | SYLLIDES CF. VERRILLI |
| ANNELIDA | SYLLIDES CONVOLUTA |
| ANNELIDA | SYLLIDES JAPONICA |
| ANNELIDA | SYLLIS GRACILIS |
| ANNELIDA | TEREBELLA LAPIDARIA |
| ANNELIDA | TEREBELLIDAE |
| ANNELIDA | THARYX ACUTUS |
| ANNELIDA | THARYX ANNULOSAS |
| ANNELIDA | TYPOSYLLIS ALTERNATA |

| PHYLA | SPECIES |
|---|---|
| ANNELIDA | TYPOSYLLIS REGULATA |
| ANNELIDA | TYPOSYLLIS SP. |
| ANTHOZOA | ANTHOZOAN |
| ANTHOZOA | EDWARDSIA ELEGANS |
| ANTHOZOA | EPIZOANTHUS SP. |
| ANTHOZOA | HALOCLAVA PRODUCTA |
| ARACHNIDA | HYDRACHNIDIA |
| BIVALVIA | ANADARA OVALIS |
| BIVALVIA | ANADARA TRANSVERSA |
| BIVALVIA | ANOMIA SIMPLEX |
| BIVALVIA | ANOMIA SP. |
| BIVALVIA | ASTARTE CASTANEA |
| BIVALVIA | CERASTODERMA PINNULATUM |
| BIVALVIA | CORBULA CONTRACTA |
| BIVALVIA | CRASSINELLA LUNULATA |
| BIVALVIA | CRASSOSTREA VIRGINICA |
| BIVALVIA | CUMINGIA TELLINOIDES |
| BIVALVIA | GEUKENSIA DEMISSA |
| BIVALVIA | HIATELLA SP. |
| BIVALVIA | LAEVICARDIUM MORTONI |
| BIVALVIA | LYONSIA HYALINA |
| BIVALVIA | MACOMA BALTHICA |
| BIVALVIA | MACOMA TENTA |
| BIVALVIA | MACOMA TENTA |
| BIVALVIA | MERCENARIA MERCENARIA |
| BIVALVIA | MERCENOURIA MERCENOURIA |
| BIVALVIA | MODIOLUS MODIOLUS |
| BIVALVIA | MONTACUTA PEACOMPRESSA |
| BIVALVIA | MULINIA LATERALIS |
| BIVALVIA | MYA ARENARIA |
| BIVALVIA | MYSELLA PLANULATA |
| BIVALVIA | MYTILIDAE |
| BIVALVIA | MYTILUS EDULIS |
| BIVALVIA | MYTILUS EDULIS |
| BIVALVIA | NUCULA ANNULATA |
| BIVALVIA | NUCULA PROXIMA |
| BIVALVIA | PANDORA GOULDIANA |
| BIVALVIA | PANDORA SP. |
| BIVALVIA | PANDORA SP. |
| BIVALVIA | PERIPLOMA LEANUM |
| BIVALVIA | PETRICOLA PHOLADIFORMIS |
| BIVALVIA | PITAR MORRHUANA |

| PHYLA | SPECIES |
|---|---|
| BIVALVIA | PYTHINELLA CUNEATA |
| BIVALVIA | SOLEMYA VELUM |
| BIVALVIA | TAGELUS DIVISUS |
| BIVALVIA | TELLINA AGILIS |
| BIVALVIA | THYASIRA FLEXUOSA |
| BIVALVIA | TURTONMIA MINUTA |
| BIVALVIA | YOLDIA LIMATULA |
| BIVALVIA | YOLDIA SP. |
| BRACHYPODA | HUTCHINSONIELLA MACRACANTHA |
| BRYOZOA | AETEA SICA |
| BRYOZOA | AEVERRILLIA ARMATA |
| BRYOZOA | AMATHIA VIDOVICI |
| BRYOZOA | ANGUINELLA PALMATA |
| BRYOZOA | ASCOPHORA |
| BRYOZOA | BOUGALNWILIA INAEQUALIS |
| BRYOZOA | BOWERBANKIA GRACILIS |
| BRYOZOA | BOWERBANKIA IMBRICATA |
| BRYOZOA | BUGULA NERITINA |
| BRYOZOA | BUGULA SP. |
| BRYOZOA | BUGULA STOLONIFERA |
| BRYOZOA | BUGULA TURRITA |
| BRYOZOA | CERIANTHUS AMERICANUS |
| BRYOZOA | CRIBRILINA ANULATA |
| BRYOZOA | CRIBULINA PUNCTATA |
| BRYOZOA | CRISEA EBURNEA |
| BRYOZOA | CRYPTOSULA PALLASIANA |
| BRYOZOA | ELECTRA PILOSA |
| BRYOZOA | HYDRAETINIA ECHINATA |
| BRYOZOA | MEMBRANIPORA TENUIS |
| BRYOZOA | OBELIA DICHOTOMA |
| BRYOZOA | PARASMITTINA NITIDA |
| BRYOZOA | POURTALESELLA INCRISSATA |
| BRYOZOA | SCHIIZOPORELLA VARIABILIS |
| BRYOZOA | SCHIZOPORELLA CORNUTA |
| BRYOZOA | SCHIZOPORELLA UNICORNIS |
| CHORDATA | AMANTHA DICHOTOM |
| CHORDATA | BOSTRICHOBRANCHUS PILULARIS |
| CHORDATA | DIPOLSOMA LISTERIANUM |
| CHORDATA | MOGULA SP. |
| CHORDATA | MOLGULA MANHATTENSIS |
| CIRRIPEDIA | BALANUS CRENATUS |
| CIRRIPEDIA | BALANUS EBURNEUS |

| PHYLA | SPECIES |
|---|---|
| CIRRIPEDIA | BALANUS VENUSTUS |
| CIRRIPEDIA | BALANUS VENUSTUS |
| COPEPODA | HEMICYCLOPS SP. |
| COPEPODA | LEPTINOGASTER MAJOR |
| COPEPODA | SARSIELLIDA B |
| CUMACEA | DIASTYLIS POLITA |
| CUMACEA | LAMPROPS QUADRIPLICATA |
| CUMACEA | LEUCON AMERICANUS |
| CUMACEA | OXYUROSTYLIS SMITHI |
| DECAPODA | ANOPLODACTYLUS PETIOLATUS |
| DECAPODA | CALLINECTES SAPIDUS |
| DECAPODA | CANCER IRRORATUS |
| DECAPODA | CRANGON SEPTEMSPINOSA |
| DECAPODA | DYSPANOPEUS SAYI |
| DECAPODA | EUPROGNATHA RASTELLIFERA |
| DECAPODA | HETEROCRYPTA GRANULATA |
| DECAPODA | HEXAPANOPEUS ANGUSTIFALIAS |
| DECAPODA | HEXAPANOPEUSANGUSTIFROS |
| DECAPODA | HIPPOLYTE PLEURACANTHUS |
| DECAPODA | HIPPOLYTE SP. |
| DECAPODA | HIPPOLYTE ZOSTERICOLA |
| DECAPODA | LIBINIA DUBIA |
| DECAPODA | LIBINIA EMARAINATA |
| DECAPODA | LIMULUS POLYPHEMUS |
| DECAPODA | NANNOSQUILLA GRAYI |
| DECAPODA | NAUSHONIA CRANGONOIDES |
| DECAPODA | NEOPANOPE SAYI |
| DECAPODA | PAGURUS ANNULIPES |
| DECAPODA | PAGURUS LONGICARPUS |
| DECAPODA | PAGURUS POLLICARIS |
| DECAPODA | PALAEMONETES VULGARIS |
| DECAPODA | PALEOMONTES PUGIA |
| DECAPODA | PANOPOUS HERBSTII |
| DECAPODA | PINNIXA SAYANA |
| DECAPODA | PINNIYA CHAETOPTERANA |
| DECAPODA | POLYONYX GIBBESI |
| DECAPODA | SQUILLA EMPUSA |
| DECAPODA | THALASSINIDEA JUVENILE |
| DECAPODA | UPOGEBIA AFFINIS |
| DECAPODA | ZAOPS OSIREUA |
| DECAPODA | ZAOPS OSTERUM |
| ECHINODERMATA | AMPHIPHOLIS SQUAMATA |

| PHYLA | SPECIES |
|---|---|
| ECHINODERMATA | ARBACIA PUNCTULATA |
| ECHINODERMATA | EPITOMAPTA ROSEOLA |
| ECHINODERMATA | EPITOMAPTZ ROSELOZ |
| ECHINODERMATA | OPHIUROIDEA |
| ECHINODERMATA | OPHIUROIDEA SP. |
| ECHINODERMATA | PENTAMERA CALCIGERA |
| ENTERPNEUSTA | ENTERPNEUSTA |
| GASTROPODA | ACTEOCINA BIDENTATA |
| GASTROPODA | ACTEOCINA CANALICULATA |
| GASTROPODA | ANACHIS LAFRESNAYI |
| GASTROPODA | BITTIUM ALTERNATUM |
| GASTROPODA | BITTIUM ALTERNATUS |
| GASTROPODA | BOONEA SEMINUDA |
| GASTROPODA | BOREOTROPHON CLATHRATUM |
| GASTROPODA | BUSYCON CANALICULATUM |
| GASTROPODA | BUSYCON CARICA |
| GASTROPODA | CAECUM PULCHELLUM |
| GASTROPODA | CAECUM SP. |
| GASTROPODA | CERITHIOPSIS GREENII |
| GASTROPODA | CERITHRIOPSIS EMERSONI |
| GASTROPODA | CHAETOPLEURA APICULATA |
| GASTROPODA | CREPIDULA ALBA |
| GASTROPODA | CREPIDULA CONVEXA |
| GASTROPODA | CREPIDULA FORNICATA |
| GASTROPODA | CREPIDULA PLANA |
| GASTROPODA | CYLICHNA ORYZA |
| GASTROPODA | EPITONIUM ANGULATUM |
| GASTROPODA | EPITONIUM MULTISTRIATUM |
| GASTROPODA | EUPLEURA CANDATA |
| GASTROPODA | EUSPIRA HEROS |
| GASTROPODA | FARGOA BARTSCHII |
| GASTROPODA | GASTROPODA |
| GASTROPODA | HAMINOEA SOLITARIA |
| GASTROPODA | HAMINOEA SOLITERIA |
| GASTROPODA | HYDROBIA SALSA |
| GASTROPODA | HYDROBIA TOTTENI |
| GASTROPODA | HYDROBIA TRUNCATA |
| GASTROPODA | ILYANASSA OBSOLETUS |
| GASTROPODA | ILYANASSA TRIVITTATA |
| GASTROPODA | KURTZIELLA CERINA |
| GASTROPODA | LACUNA VINCTA |
| GASTROPODA | LITTORINA LITTOREA |

| PHYLA | SPECIES |
|---|---|
| GASTROPODA | LITTORNIA SAXATILIS |
| GASTROPODA | LUNATIA TRISERIATA |
| GASTROPODA | MELANELLA CONOIDEA |
| GASTROPODA | MITRELLA LUNATA |
| GASTROPODA | NASSARIUS NIGER |
| GASTROPODA | NASSARIUS TRIUITTATUS |
| GASTROPODA | NATICA PUSILLA |
| GASTROPODA | NEVERITA DUPLICATA |
| GASTROPODA | OBOSTOMIA STRIATA |
| GASTROPODA | ODOSTOMIA BISUTURALIS |
| GASTROPODA | ODOSTOMIA DEALBATA |
| GASTROPODA | ODOSTOMIA EBURNEA |
| GASTROPODA | PHILINE |
| GASTROPODA | PHYSA HETEROSTOPHA |
| GASTROPODA | POLINICES DUPLICATA |
| GASTROPODA | PROPELEBLA TURRICULA |
| GASTROPODA | RICTAXIS PUNCTOSTRIATUS |
| GASTROPODA | SEILA ADAMSI |
| GASTROPODA | SPURWINKIA SALSA |
| GASTROPODA | SPURWINKIA SALSA |
| GASTROPODA | TECTONATICA PUSILLA |
| GASTROPODA | TRUBONILLI INTERRUPTI |
| GASTROPODA | TURBONILLA AEQUALIS |
| GASTROPODA | TURBONILLA ELEGANTULA |
| GASTROPODA | TURBONILLA SUMNERI |
| GASTROPODA | TURBONILLE AEROLATA |
| GASTROPODA | UROSALPINX CINEREA |
| HYDROZOA | CAMPANULAUA GIGANTEA |
| HYDROZOA | CAMPANULAUA HINCKS |
| HYDROZOA | CLYTIA GRACILIS |
| HYDROZOA | CLYTIA HEMISPHAELICA |
| HYDROZOA | CORYMORPHIDAE |
| HYDROZOA | DYNAMENA PUMILA |
| HYDROZOA | HALECIUM DIMINILTUM |
| HYDROZOA | HALECIUM DIMINUTIUUM |
| HYDROZOA | HALECIUM SP. |
| HYDROZOA | HALEICUM FLEVILE |
| HYDROZOA | LOVENELLA GRACILIS |
| HYDROZOA | OBELIA BIDENTATA |
| HYDROZOA | OPERCULARELLA LACERATA |
| HYDROZOA | PODOCORYNE CARNEA |
| HYDROZOA | SERTULARIA CUPRESSINA |

| PHYLA | SPECIES |
|---|---|
| ISOPODA | CYCLASPIS VARIANS |
| ISOPODA | EDOTIA TRILOBA |
| ISOPODA | ERICHSONELLA FILIFORMIS |
| ISOPODA | IANIROPSIS SERRICAUDIS |
| ISOPODA | IANIROPSIS SP |
| ISOPODA | IANIROPSIS SP 1 |
| ISOPODA | LEPTOCHELIA SAVIGNYI |
| ISOPODA | PTILANTHURA TENUIS |
| MYSIDA | HETEROMYSIS FORMOSA |
| NEMERTEA | AMPHIOPARUS ABDITAS |
| NEMERTEA | AMPHIPARUS ANGULATUS |
| NEMERTEA | AMPHIPORUS BIOCULATUS |
| NEMERTEA | AMPHIPORUS CRUENTATAS |
| NEMERTEA | AMPHIPORUS OCHRACEUS |
| NEMERTEA | CARINOMA TREMAPHOROS |
| NEMERTEA | CARINOMELLA LACTEA |
| NEMERTEA | CEREBRATULUS LACTEUS |
| NEMERTEA | CEREBRATULUS SP. |
| NEMERTEA | NEMERTEA H |
| NEMERTEA | NEMERTEA K |
| NEMERTEA | NEMERTEA M |
| NEMERTEA | NEMERTEA N |
| NEMERTEA | NEMERTINEA |
| NEMERTEA | PROCEPHALOTHRIX SPIRALIS |
| NEMERTEA | TETRASTEMMA CANDIDUM |
| NEMERTEA | TUBULANUS SP. |
| NEMERTEA | ZYGONEMERTES VIRESCENS |
| OSTRACODA | CYLINDROBERIDINAE |
| OSTRACODA | OSTRACODA |
| PHORONIDA | PHASCOLION STROMBI |
| PHORONIDA | PHORONIS ARCHITECTA |
| PHORONIDA | PHORONIS MUELLERI |
| PORIFERA | CLIONA CELATA |
| PORIFERA | CLIONA LOBATA |
| PORIFERA | CLIONA VASTIFICA |
| PORIFERA | HALICHONDRIA BOWERBANKI |
| PORIFERA | HALICLONA LOOSANOFF |
| PORIFERA | LISSODENDORYX CAROLINENSIS |
| PORIFERA | MICROCIONA PROLIFERA |
| PORIFERA | PIONE ROBUSTA |
| PORIFERA | PROSUBERITES SP. |
| SIPUNCULIDA | GOLFINGIA SP. |

| PHYLA | SPECIES |
|---|---|
| SIPUNCULIDA | PHASCOLOPSIS GOULDII |
| SIPUNCULIDA | SIPUNCULIDAE |
| TURBELLARIA | TURBELLARIA |

## Appendix B

### Species Abundance and Diversity by Station/Replicate at Upper, Lower and Outer Harbor Locations

| Upper Harbor (Area 1) | | | | | |
|---|---|---|---|---|---|
| Station | Rep | Total Abundance | Species Richness | J' | H' ($Log_2$) |
| 105 | 2 | 723 | 17 | 0.47 | 1.92 |
| 105 | 4 | 286 | 12 | 0.55 | 1.97 |
| 108 | 2 | 544 | 14 | 0.51 | 1.93 |
| 108 | 4 | 715 | 17 | 0.46 | 1.89 |
| 109 | 3 | 609 | 17 | 0.49 | 2.01 |
| 109 | 4 | 391 | 14 | 0.47 | 1.77 |
| 111 | 2 | 558 | 18 | 0.36 | 1.52 |
| 111 | 3 | 316 | 17 | 0.40 | 1.62 |
| 114 | 2 | 417 | 18 | 0.39 | 1.63 |
| 114 | 3 | 782 | 16 | 0.48 | 1.93 |
| 115 | 2 | 481 | 16 | 0.56 | 2.23 |
| 115 | 4 | 439 | 15 | 0.45 | 1.75 |
| 117 | 2 | 467 | 16 | 0.68 | 2.74 |
| 117 | 4 | 272 | 17 | 0.55 | 2.25 |
| 120 | 3 | 589 | 19 | 0.67 | 2.83 |
| 120 | 4 | 224 | 15 | 0.64 | 2.49 |
| 121 | 3 | 881 | 15 | 0.51 | 2.00 |
| 121 | 4 | 594 | 17 | 0.53 | 2.15 |
| 123 | 3 | 401 | 20 | 0.64 | 2.75 |
| 123 | 4 | 582 | 22 | 0.64 | 2.84 |
| 125 | 2 | 140 | 11 | 0.74 | 2.57 |
| 125 | 4 | 247 | 17 | 0.70 | 2.85 |
| 126 | 2 | 208 | 14 | 0.75 | 2.87 |
| 126 | 3 | 1240 | 21 | 0.39 | 1.72 |
| 128 | 2 | 436 | 15 | 0.72 | 2.81 |
| 128 | 3 | 295 | 16 | 0.63 | 2.52 |
| 130 | 2 | 316 | 21 | 0.69 | 3.02 |
| 130 | 3 | 327 | 13 | 0.73 | 2.70 |
| 131 | 2 | 358 | 20 | 0.66 | 2.85 |
| 131 | 3 | 196 | 16 | 0.82 | 3.27 |
| 134 | 2 | 1135 | 21 | 0.40 | 1.75 |
| 134 | 3 | 1004 | 19 | 0.40 | 1.70 |
| 135 | 2 | 522 | 22 | 0.56 | 2.48 |

| Upper Harbor (Area 1) | | | | | |
|---|---|---|---|---|---|
| Station | Rep | Total Abundance | Species Richness | J' | H' ($Log_2$) |
| 135 | 3 | 908 | 20 | 0.37 | 1.59 |
| 138 | 2 | 825 | 17 | 0.36 | 1.46 |
| 138 | 3 | 107 | 14 | 0.65 | 2.49 |
| 139 | 3 | 766 | 20 | 0.57 | 2.48 |
| 139 | 4 | 614 | 19 | 0.61 | 2.59 |
| 140 | 2 | 703 | 15 | 0.36 | 1.41 |
| 140 | 4 | 150 | 20 | 0.53 | 2.31 |
| 146 | 3 | 480 | 22 | 0.57 | 2.54 |
| 146 | 4 | 276 | 18 | 0.71 | 2.97 |
| 147 | 2 | 341 | 19 | 0.53 | 2.27 |
| 147 | 3 | 818 | 27 | 0.39 | 1.86 |
| 150 | 3 | 431 | 26 | 0.67 | 3.13 |
| 150 | 4 | 705 | 20 | 0.67 | 2.89 |
| 151 | 3 | 130 | 13 | 0.73 | 2.71 |
| 151 | 4 | 166 | 14 | 0.56 | 2.13 |
| 152 | 3 | 18 | 8 | 0.82 | 2.46 |
| 152 | 4 | 461 | 18 | 0.47 | 1.98 |
| 154 | 3 | 609 | 24 | 0.60 | 2.76 |
| 154 | 4 | 613 | 25 | 0.64 | 2.95 |
| 155 | 2 | 614 | 21 | 0.49 | 2.14 |
| 155 | 3 | 621 | 20 | 0.56 | 2.40 |

| Lower Harbor (Area 2) | | | | | |
|---|---|---|---|---|---|
| Station | Rep | Total Abundance | Species Richness | J' | H' ($Log_2$) |
| 202 | 2 | 505 | 19 | 0.72 | 3.06 |
| 202 | 4 | 647 | 22 | 0.73 | 3.24 |
| 204 | 2 | 759 | 21 | 0.37 | 1.61 |
| 204 | 4 | 389 | 15 | 0.62 | 2.43 |
| 207 | 2 | 696 | 24 | 0.62 | 2.86 |
| 207 | 3 | 430 | 18 | 0.66 | 2.77 |
| 208 | 2 | 1446 | 39 | 0.55 | 2.88 |
| 208 | 4 | 716 | 36 | 0.64 | 3.30 |
| 211 | 2 | 161 | 11 | 0.51 | 1.76 |
| 211 | 4 | 181 | 13 | 0.53 | 1.97 |
| 212 | 2 | 418 | 23 | 0.58 | 2.64 |

| Lower Harbor (Area 2) | | | | | |
|---|---|---|---|---|---|
| Station | Rep | Total Abundance | Species Richness | J' | H' ($Log_2$) |
| 212 | 4 | 488 | 21 | 0.54 | 2.36 |
| 216 | 2 | 413 | 19 | 0.50 | 2.14 |
| 216 | 4 | 545 | 20 | 0.49 | 2.12 |
| 217 | 2 | 459 | 23 | 0.65 | 2.92 |
| 217 | 3 | 384 | 18 | 0.55 | 2.31 |
| 218 | 3 | 4 | 4 | 1.00 | 2.00 |
| 218 | 4 | 76 | 9 | 0.60 | 1.90 |
| 220 | 2 | 174 | 19 | 0.74 | 3.14 |
| 220 | 3 | 54 | 13 | 0.61 | 2.25 |
| 221 | 3 | 1 | 1 | 0.00 | 0.00 |
| 221 | 4 | 1 | 1 | 0.00 | 0.00 |
| 222 | 3 | 555 | 13 | 0.50 | 1.86 |
| 222 | 4 | 242 | 15 | 0.69 | 2.68 |
| 224 | 2 | 903 | 19 | 0.22 | 0.95 |
| 224 | 4 | 2153 | 21 | 0.19 | 0.84 |
| 225 | 2 | 465 | 21 | 0.41 | 1.81 |
| 225 | 4 | 298 | 15 | 0.51 | 2.01 |
| 226 | 3 | 13 | 6 | 0.85 | 2.19 |
| 226 | 4 | 16 | 7 | 0.91 | 2.56 |
| 227 | 2 | 370 | 24 | 0.69 | 3.18 |
| 227 | 3 | 424 | 26 | 0.67 | 3.14 |
| 230 | 2 | 134 | 21 | 0.75 | 3.31 |
| 230 | 4 | 227 | 20 | 0.68 | 2.95 |
| 231 | 3 | 296 | 18 | 0.47 | 1.98 |
| 231 | 4 | 606 | 19 | 0.30 | 1.26 |
| 235 | 3 | 141 | 15 | 0.52 | 2.03 |
| 235 | 4 | 443 | 11 | 0.27 | 0.94 |
| 236 | 3 | 104 | 14 | 0.64 | 2.43 |
| 236 | 4 | 135 | 18 | 0.81 | 3.38 |
| 237 | 3 | 964 | 81 | 0.81 | 5.11 |
| 237 | 4 | 204 | 31 | 0.77 | 3.80 |
| 240 | 2 | 17 | 7 | 0.83 | 2.34 |
| 240 | 4 | 6 | 5 | 0.97 | 2.25 |
| 241 | 2 | 116 | 19 | 0.71 | 3.02 |
| 241 | 3 | 305 | 24 | 0.67 | 3.08 |
| 242 | 2 | 176 | 16 | 0.48 | 1.93 |
| 242 | 4 | 231 | 22 | 0.50 | 2.25 |

| Lower Harbor (Area 2) | | | | | |
|---|---|---|---|---|---|
| Station | Rep | Total Abundance | Species Richness | J' | H' ($Log_2$) |
| 245 | 3 | 138 | 24 | 0.81 | 3.72 |
| 245 | 4 | 826 | 49 | 0.64 | 3.58 |
| 247 | 2 | 209 | 39 | 0.88 | 4.64 |
| 247 | 3 | 117 | 24 | 0.81 | 3.70 |
| 249 | 3 | 178 | 24 | 0.77 | 3.52 |
| 249 | 4 | 149 | 24 | 0.78 | 3.56 |
| 250 | 2 | 339 | 30 | 0.65 | 3.18 |
| 250 | 4 | 427 | 34 | 0.51 | 2.62 |
| 253 | 2 | 820 | 15 | 0.31 | 1.19 |
| 253 | 3 | 549 | 15 | 0.25 | 0.99 |

| Outer Harbor (Area 3) | | | | | |
|---|---|---|---|---|---|
| Station | Rep | Total Abundance | Species Richness | J' | H' ($Log_2$) |
| 304 | 3 | 533 | 55 | 0.56 | 3.26 |
| 304 | 4 | 804 | 55 | 0.66 | 3.80 |
| 306 | 2 | 427 | 44 | 0.71 | 3.90 |
| 306 | 3 | 819 | 67 | 0.67 | 4.07 |
| 309 | 2 | 317 | 46 | 0.83 | 4.61 |
| 309 | 4 | 280 | 44 | 0.77 | 4.23 |
| 310 | 2 | 188 | 18 | 0.50 | 2.07 |
| 310 | 3 | 339 | 22 | 0.36 | 1.61 |
| 311 | 3 | 582 | 46 | 0.71 | 3.94 |
| 311 | 4 | 276 | 25 | 0.74 | 3.42 |
| 317 | 2 | 76 | 22 | 0.86 | 3.86 |
| 317 | 4 | 111 | 20 | 0.76 | 3.27 |
| 318 | 2 | 525 | 51 | 0.61 | 3.48 |
| 318 | 4 | 466 | 74 | 0.80 | 4.94 |
| 323 | 3 | 171 | 34 | 0.75 | 3.79 |
| 323 | 4 | 168 | 34 | 0.71 | 3.59 |
| 324 | 3 | 268 | 32 | 0.75 | 3.74 |
| 324 | 4 | 263 | 40 | 0.70 | 3.75 |
| 325 | 2 | 223 | 29 | 0.77 | 3.75 |
| 325 | 4 | 165 | 25 | 0.75 | 3.50 |
| 331 | 2 | 319 | 46 | 0.73 | 4.04 |
| 331 | 3 | 441 | 48 | 0.64 | 3.57 |
| 332 | 2 | 484 | 67 | 0.76 | 4.60 |

| Outer Harbor (Area 3) | | | | | |
|---|---|---|---|---|---|
| Station | Rep | Total Abundance | Species Richness | J' | H' ($Log_2$) |
| 332 | 4 | 340 | 64 | 0.85 | 5.11 |
| 333 | 2 | 678 | 56 | 0.75 | 4.34 |
| 333 | 4 | 855 | 45 | 0.64 | 3.53 |
| 334 | 2 | 232 | 32 | 0.74 | 3.69 |
| 334 | 3 | 286 | 31 | 0.67 | 3.31 |
| 335 | 2 | 670 | 49 | 0.68 | 3.83 |
| 335 | 3 | 670 | 41 | 0.65 | 3.49 |
| 338 | 2 | 175 | 20 | 0.81 | 3.49 |
| 338 | 4 | 272 | 35 | 0.67 | 3.43 |
| 339 | 2 | 220 | 31 | 0.77 | 3.83 |
| 339 | 3 | 267 | 28 | 0.81 | 3.91 |
| 340 | 3 | 132 | 22 | 0.81 | 3.62 |
| 340 | 4 | 197 | 24 | 0.78 | 3.58 |
| 341 | 2 | 286 | 55 | 0.83 | 4.80 |
| 341 | 4 | 274 | 48 | 0.83 | 4.64 |
| 345 | 2 | 95 | 25 | 0.84 | 3.89 |
| 345 | 3 | 347 | 51 | 0.78 | 4.45 |
| 346 | 3 | 383 | 69 | 0.82 | 5.01 |
| 346 | 4 | 409 | 54 | 0.79 | 4.52 |
| 349 | 3 | 65 | 23 | 0.94 | 4.24 |
| 349 | 4 | 470 | 49 | 0.70 | 3.95 |
| 352 | 2 | 588 | 42 | 0.62 | 3.35 |
| 352 | 4 | 495 | 50 | 0.66 | 3.74 |

| AREA | STATION | DATE | REP | LAB_SAMP_ID | FIELD_SAMP_ID | NAI_SCODE | TSN | NODC | SPECIES | COUNT | PRESENT |
|---|---|---|---|---|---|---|---|---|---|---|---|
| Upper Harbor (Area 1) | 105 | 9/21/2020 | 02 | 501 | S-105-20FSP20-02 | 88 | 66939 | 5001431801 | Streblospio benedicti | 428 | |
| Upper Harbor (Area 1) | 105 | 9/21/2020 | 02 | 501 | S-105-20FSP20-02 | 252 | 93329 | 6169020108 | Ampelisca abdita | 167 | |
| Upper Harbor (Area 1) | 105 | 9/21/2020 | 02 | 501 | S-105-20FSP20-02 | 381 | 66600 | 5001409898 | Leitoscoloplos robustus | 5 | |
| Upper Harbor (Area 1) | 105 | 9/21/2020 | 02 | 501 | S-105-20FSP20-02 | 391 | 67420 | 5001600201 | Heteromastus filiformis | 1 | |
| Upper Harbor (Area 1) | 105 | 9/21/2020 | 02 | 501 | S-105-20FSP20-02 | 393 | 65266 | 5001139798 | Hypereteone heteropoda | 6 | |
| Upper Harbor (Area 1) | 105 | 9/21/2020 | 02 | 501 | S-105-20FSP20-02 | 411 | 66653 | 5001409899 | Leitoscoloplos sp. | 48 | |
| Upper Harbor (Area 1) | 105 | 9/21/2020 | 02 | 501 | S-105-20FSP20-02 | 466 | 68422 | 5004000000 | Oligochaeta | 17 | |
| Upper Harbor (Area 1) | 105 | 9/21/2020 | 02 | 501 | S-105-20FSP20-02 | 644 | 65478 | 5001210202 | Microphthalmus aberrans | 4 | |
| Upper Harbor (Area 1) | 105 | 9/21/2020 | 02 | 501 | S-105-20FSP20-02 | 651 | 65917 | 5001249798 | Alitta succinea | 1 | |
| Upper Harbor (Area 1) | 105 | 9/21/2020 | 02 | 501 | S-105-20FSP20-02 | 678 | 90790 | 6154040110 | Leucon americanus | 12 | |
| Upper Harbor (Area 1) | 105 | 9/21/2020 | 02 | 501 | S-105-20FSP20-02 | 1124 | 65476 | 5001210299 | Microphthalmus sp. | 3 | |
| Upper Harbor (Area 1) | 105 | 9/21/2020 | 02 | 501 | S-105-20FSP20-02 | 1321 | 80959 | 5515250301 | Mulinia lateralis | 5 | |
| Upper Harbor (Area 1) | 105 | 9/21/2020 | 02 | 501 | S-105-20FSP20-02 | 1784 | 67438 | 5001600499 | Mediomastus sp. | 5 | |
| Upper Harbor (Area 1) | 105 | 9/21/2020 | 02 | 501 | S-105-20FSP20-02 | 1983 | 76258 | 5110129898 | Haminella solitaria | 1 | |
| Upper Harbor (Area 1) | 105 | 9/21/2020 | 02 | 501 | S-105-20FSP20-02 | 2040 | 59490 | 47 | Nematoda | | 1 |
| Upper Harbor (Area 1) | 105 | 9/21/2020 | 02 | 501 | S-105-20FSP20-02 | 2066 | 67116 | 5001500000 | Cirratulidae | 8 | |
| Upper Harbor (Area 1) | 105 | 9/21/2020 | 02 | 501 | S-105-20FSP20-02 | 4519 | 66132 | 5001280104 | Glycinde solitaria | 1 | |
| Upper Harbor (Area 1) | 105 | 9/21/2020 | 02 | 501 | S-105-20FSP20-02 | 4624 | 67147 | 5001500305 | Tharyx acutus | 11 | |
| Upper Harbor (Area 1) | 105 | 9/21/2020 | 04 | 503 | S-105-20FSP20-04 | 88 | 66939 | 5001431801 | Streblospio benedicti | 156 | |
| Upper Harbor (Area 1) | 105 | 9/21/2020 | 04 | 503 | S-105-20FSP20-04 | 252 | 93329 | 6169020108 | Ampelisca abdita | 7 | |
| Upper Harbor (Area 1) | 105 | 9/21/2020 | 04 | 503 | S-105-20FSP20-04 | 377 | 74111 | 5105089897 | Tritia obsoleta | 1 | |
| Upper Harbor (Area 1) | 105 | 9/21/2020 | 04 | 503 | S-105-20FSP20-04 | 381 | 66600 | 5001409898 | Leitoscoloplos robustus | 2 | |
| Upper Harbor (Area 1) | 105 | 9/21/2020 | 04 | 503 | S-105-20FSP20-04 | 393 | 65266 | 5001139798 | Hypereteone heteropoda | 9 | |
| Upper Harbor (Area 1) | 105 | 9/21/2020 | 04 | 503 | S-105-20FSP20-04 | 411 | 66653 | 5001409899 | Leitoscoloplos sp. | 34 | |
| Upper Harbor (Area 1) | 105 | 9/21/2020 | 04 | 503 | S-105-20FSP20-04 | 466 | 68422 | 5004000000 | Oligochaeta | 65 | |
| Upper Harbor (Area 1) | 105 | 9/21/2020 | 04 | 503 | S-105-20FSP20-04 | 644 | 65478 | 5001210202 | Microphthalmus aberrans | 2 | |
| Upper Harbor (Area 1) | 105 | 9/21/2020 | 04 | 503 | S-105-20FSP20-04 | 678 | 90790 | 6154040110 | Leucon americanus | 6 | |
| Upper Harbor (Area 1) | 105 | 9/21/2020 | 04 | 503 | S-105-20FSP20-04 | 2040 | 59490 | 47 | Nematoda | | 1 |
| Upper Harbor (Area 1) | 105 | 9/21/2020 | 04 | 503 | S-105-20FSP20-04 | 2066 | 67116 | 5001500000 | Cirratulidae | 2 | |
| Upper Harbor (Area 1) | 105 | 9/21/2020 | 04 | 503 | S-105-20FSP20-04 | 4624 | 67147 | 5001500305 | Tharyx acutus | 1 | |
| Upper Harbor (Area 1) | 105 | 9/21/2020 | 04 | 503 | S-105-20FSP20-04 | 6161 | 93643 | 6169150998 | Grandidierella japonica | 1 | |
| Upper Harbor (Area 1) | 108 | 9/21/2020 | 02 | 504 | S-108-20FSP20-02 | 88 | 66939 | 5001431801 | Streblospio benedicti | 311 | |
| Upper Harbor (Area 1) | 108 | 9/21/2020 | 02 | 504 | S-108-20FSP20-02 | 91 | 204501 | 5001430498 | Polydora cornuta | 1 | |
| Upper Harbor (Area 1) | 108 | 9/21/2020 | 02 | 504 | S-108-20FSP20-02 | 252 | 93329 | 6169020108 | Ampelisca abdita | 109 | |
| Upper Harbor (Area 1) | 108 | 9/21/2020 | 02 | 504 | S-108-20FSP20-02 | 381 | 66600 | 5001409898 | Leitoscoloplos robustus | 14 | |
| Upper Harbor (Area 1) | 108 | 9/21/2020 | 02 | 504 | S-108-20FSP20-02 | 387 | 81511 | 5515471301 | Gemma gemma | 2 | |
| Upper Harbor (Area 1) | 108 | 9/21/2020 | 02 | 504 | S-108-20FSP20-02 | 393 | 65266 | 5001139798 | Hypereteone heteropoda | 12 | |
| Upper Harbor (Area 1) | 108 | 9/21/2020 | 02 | 504 | S-108-20FSP20-02 | 411 | 66653 | 5001409899 | Leitoscoloplos sp. | 69 | |
| Upper Harbor (Area 1) | 108 | 9/21/2020 | 02 | 504 | S-108-20FSP20-02 | 466 | 68422 | 5004000000 | Oligochaeta | 6 | |
| Upper Harbor (Area 1) | 108 | 9/21/2020 | 02 | 504 | S-108-20FSP20-02 | 644 | 65478 | 5001210202 | Microphthalmus aberrans | 11 | |

| | | | | | | | | | | |
|---|---|---|---|---|---|---|---|---|---|---|
| Upper Harbor (Area 1) | 108 | 9/21/2020 | 02 | 504 | S-108-20FSP20-02 | 1124 | 65476 | 5001210299 | Microphthalmus sp. | 1 | |
| Upper Harbor (Area 1) | 108 | 9/21/2020 | 02 | 504 | S-108-20FSP20-02 | 1779 | 67439 | 5001600401 | Mediomastus ambiseta | 3 | |
| Upper Harbor (Area 1) | 108 | 9/21/2020 | 02 | 504 | S-108-20FSP20-02 | 2040 | 59490 | 47 | Nematoda | | 1 |
| Upper Harbor (Area 1) | 108 | 9/21/2020 | 02 | 504 | S-108-20FSP20-02 | 4519 | 66132 | 5001280104 | Glycinde solitaria | 1 | |
| Upper Harbor (Area 1) | 108 | 9/21/2020 | 02 | 504 | S-108-20FSP20-02 | 4624 | 67147 | 5001500305 | Tharyx acutus | 3 | |
| Upper Harbor (Area 1) | 108 | 9/21/2020 | 02 | 504 | S-108-20FSP20-02 | 5806 | 49449 | 370397 | Corymorphidae | 1 | |
| Upper Harbor (Area 1) | 108 | 9/21/2020 | 04 | 506 | S-108-20FSP20-04 | 88 | 66939 | 5001431801 | Streblospio benedicti | 403 | |
| Upper Harbor (Area 1) | 108 | 9/21/2020 | 04 | 506 | S-108-20FSP20-04 | 252 | 93329 | 6169020108 | Ampelisca abdita | 204 | |
| Upper Harbor (Area 1) | 108 | 9/21/2020 | 04 | 506 | S-108-20FSP20-04 | 381 | 66600 | 5001409898 | Leitoscoloplos robustus | 4 | |
| Upper Harbor (Area 1) | 108 | 9/21/2020 | 04 | 506 | S-108-20FSP20-04 | 387 | 81511 | 5515471301 | Gemma gemma | 13 | |
| Upper Harbor (Area 1) | 108 | 9/21/2020 | 04 | 506 | S-108-20FSP20-04 | 393 | 65266 | 5001139798 | Hypereteone heteropoda | 20 | |
| Upper Harbor (Area 1) | 108 | 9/21/2020 | 04 | 506 | S-108-20FSP20-04 | 411 | 66653 | 5001409899 | Leitoscoloplos sp. | 27 | |
| Upper Harbor (Area 1) | 108 | 9/21/2020 | 04 | 506 | S-108-20FSP20-04 | 466 | 68422 | 5004000000 | Oligochaeta | 3 | |
| Upper Harbor (Area 1) | 108 | 9/21/2020 | 04 | 506 | S-108-20FSP20-04 | 644 | 65478 | 5001210202 | Microphthalmus aberrans | 7 | |
| Upper Harbor (Area 1) | 108 | 9/21/2020 | 04 | 506 | S-108-20FSP20-04 | 678 | 90790 | 6154040110 | Leucon americanus | 2 | |
| Upper Harbor (Area 1) | 108 | 9/21/2020 | 04 | 506 | S-108-20FSP20-04 | 1124 | 65476 | 5001210299 | Microphthalmus sp. | 3 | |
| Upper Harbor (Area 1) | 108 | 9/21/2020 | 04 | 506 | S-108-20FSP20-04 | 1321 | 80959 | 5515250301 | Mulinia lateralis | 9 | |
| Upper Harbor (Area 1) | 108 | 9/21/2020 | 04 | 506 | S-108-20FSP20-04 | 1779 | 67439 | 5001600401 | Mediomastus ambiseta | 4 | |
| Upper Harbor (Area 1) | 108 | 9/21/2020 | 04 | 506 | S-108-20FSP20-04 | 1983 | 76258 | 5110129898 | Haminella solitaria | 2 | |
| Upper Harbor (Area 1) | 108 | 9/21/2020 | 04 | 506 | S-108-20FSP20-04 | 2040 | 59490 | 47 | Nematoda | | 1 |
| Upper Harbor (Area 1) | 108 | 9/21/2020 | 04 | 506 | S-108-20FSP20-04 | 4519 | 66132 | 5001280104 | Glycinde solitaria | 1 | |
| Upper Harbor (Area 1) | 108 | 9/21/2020 | 04 | 506 | S-108-20FSP20-04 | 4609 | 65470 | 5001210103 | Gyptis vittata | 3 | |
| Upper Harbor (Area 1) | 108 | 9/21/2020 | 04 | 506 | S-108-20FSP20-04 | 4624 | 67147 | 5001500305 | Tharyx acutus | 9 | |
| Upper Harbor (Area 1) | 108 | 9/21/2020 | 04 | 506 | S-108-20FSP20-04 | 6161 | 93643 | 6169150998 | Grandidierella japonica | 1 | |
| Upper Harbor (Area 1) | 109 | 9/21/2020 | 03 | 508 | S-109-20FSP20-03 | 88 | 66939 | 5001431801 | Streblospio benedicti | 374 | |
| Upper Harbor (Area 1) | 109 | 9/21/2020 | 03 | 508 | S-109-20FSP20-03 | 252 | 93329 | 6169020108 | Ampelisca abdita | 44 | |
| Upper Harbor (Area 1) | 109 | 9/21/2020 | 03 | 508 | S-109-20FSP20-03 | 377 | 74111 | 5105089897 | Tritia obsoleta | 1 | |
| Upper Harbor (Area 1) | 109 | 9/21/2020 | 03 | 508 | S-109-20FSP20-03 | 381 | 66600 | 5001409898 | Leitoscoloplos robustus | 3 | |
| Upper Harbor (Area 1) | 109 | 9/21/2020 | 03 | 508 | S-109-20FSP20-03 | 387 | 81511 | 5515471301 | Gemma gemma | 2 | |
| Upper Harbor (Area 1) | 109 | 9/21/2020 | 03 | 508 | S-109-20FSP20-03 | 393 | 65266 | 5001139798 | Hypereteone heteropoda | 5 | |
| Upper Harbor (Area 1) | 109 | 9/21/2020 | 03 | 508 | S-109-20FSP20-03 | 411 | 66653 | 5001409899 | Leitoscoloplos sp. | 34 | |
| Upper Harbor (Area 1) | 109 | 9/21/2020 | 03 | 508 | S-109-20FSP20-03 | 466 | 68422 | 5004000000 | Oligochaeta | 89 | |
| Upper Harbor (Area 1) | 109 | 9/21/2020 | 03 | 508 | S-109-20FSP20-03 | 644 | 65478 | 5001210202 | Microphthalmus aberrans | 4 | |
| Upper Harbor (Area 1) | 109 | 9/21/2020 | 03 | 508 | S-109-20FSP20-03 | 651 | 65917 | 5001249798 | Alitta succinea | 1 | |
| Upper Harbor (Area 1) | 109 | 9/21/2020 | 03 | 508 | S-109-20FSP20-03 | 678 | 90790 | 6154040110 | Leucon americanus | 2 | |
| Upper Harbor (Area 1) | 109 | 9/21/2020 | 03 | 508 | S-109-20FSP20-03 | 1124 | 65476 | 5001210299 | Microphthalmus sp. | 3 | |
| Upper Harbor (Area 1) | 109 | 9/21/2020 | 03 | 508 | S-109-20FSP20-03 | 1321 | 80959 | 5515250301 | Mulinia lateralis | 3 | |
| Upper Harbor (Area 1) | 109 | 9/21/2020 | 03 | 508 | S-109-20FSP20-03 | 1779 | 67439 | 5001600401 | Mediomastus ambiseta | 31 | |
| Upper Harbor (Area 1) | 109 | 9/21/2020 | 03 | 508 | S-109-20FSP20-03 | 2040 | 59490 | 47 | Nematoda | | 1 |
| Upper Harbor (Area 1) | 109 | 9/21/2020 | 03 | 508 | S-109-20FSP20-03 | 4519 | 66132 | 5001280104 | Glycinde solitaria | 1 | |
| Upper Harbor (Area 1) | 109 | 9/21/2020 | 03 | 508 | S-109-20FSP20-03 | 4609 | 65470 | 5001210103 | Gyptis vittata | 5 | |

| | | | | | | | | | | |
|---|---|---|---|---|---|---|---|---|---|---|
| Upper Harbor (Area 1) | 109 | 9/21/2020 | 03 | 508 | S-109-20FSP20-03 | 4624 | 67147 | 5001500305 | Tharyx acutus | 7 | |
| Upper Harbor (Area 1) | 109 | 9/21/2020 | 04 | 509 | S-109-20FSP20-04 | 88 | 66939 | 5001431801 | Streblospio benedicti | 264 | |
| Upper Harbor (Area 1) | 109 | 9/21/2020 | 04 | 509 | S-109-20FSP20-04 | 91 | 204501 | 5001430498 | Polydora cornuta | 2 | |
| Upper Harbor (Area 1) | 109 | 9/21/2020 | 04 | 509 | S-109-20FSP20-04 | 252 | 93329 | 6169020108 | Ampelisca abdita | 29 | |
| Upper Harbor (Area 1) | 109 | 9/21/2020 | 04 | 509 | S-109-20FSP20-04 | 381 | 66600 | 5001409898 | Leitoscoloplos robustus | 1 | |
| Upper Harbor (Area 1) | 109 | 9/21/2020 | 04 | 509 | S-109-20FSP20-04 | 387 | 81511 | 5515471301 | Gemma gemma | 1 | |
| Upper Harbor (Area 1) | 109 | 9/21/2020 | 04 | 509 | S-109-20FSP20-04 | 411 | 66653 | 5001409899 | Leitoscoloplos sp. | 32 | |
| Upper Harbor (Area 1) | 109 | 9/21/2020 | 04 | 509 | S-109-20FSP20-04 | 466 | 68422 | 5004000000 | Oligochaeta | 38 | |
| Upper Harbor (Area 1) | 109 | 9/21/2020 | 04 | 509 | S-109-20FSP20-04 | 644 | 65478 | 5001210202 | Microphthalmus aberrans | 3 | |
| Upper Harbor (Area 1) | 109 | 9/21/2020 | 04 | 509 | S-109-20FSP20-04 | 678 | 90790 | 6154040110 | Leucon americanus | 1 | |
| Upper Harbor (Area 1) | 109 | 9/21/2020 | 04 | 509 | S-109-20FSP20-04 | 1779 | 67439 | 5001600401 | Mediomastus ambiseta | 6 | |
| Upper Harbor (Area 1) | 109 | 9/21/2020 | 04 | 509 | S-109-20FSP20-04 | 1784 | 67438 | 5001600499 | Mediomastus sp. | 4 | |
| Upper Harbor (Area 1) | 109 | 9/21/2020 | 04 | 509 | S-109-20FSP20-04 | 2040 | 59490 | 47 | Nematoda | | 1 |
| Upper Harbor (Area 1) | 109 | 9/21/2020 | 04 | 509 | S-109-20FSP20-04 | 4624 | 67147 | 5001500305 | Tharyx acutus | 2 | |
| Upper Harbor (Area 1) | 109 | 9/21/2020 | 04 | 509 | S-109-20FSP20-04 | 6161 | 93643 | 6169150998 | Grandidierella japonica | 2 | |
| Upper Harbor (Area 1) | 109 | 9/21/2020 | 04 | 509 | S-109-20FSP20-04 | 6303 | 65258 | 5001139799 | Hypereteone sp. | 6 | |
| Upper Harbor (Area 1) | 111 | 9/21/2020 | 02 | 510 | S-111-20FSP20-02 | 88 | 66939 | 5001431801 | Streblospio benedicti | 16 | |
| Upper Harbor (Area 1) | 111 | 9/21/2020 | 02 | 510 | S-111-20FSP20-02 | 91 | 204501 | 5001430498 | Polydora cornuta | 3 | |
| Upper Harbor (Area 1) | 111 | 9/21/2020 | 02 | 510 | S-111-20FSP20-02 | 247 | 544186 | 6162020798 | Edotia triloba | 1 | |
| Upper Harbor (Area 1) | 111 | 9/21/2020 | 02 | 510 | S-111-20FSP20-02 | 252 | 93329 | 6169020108 | Ampelisca abdita | 432 | |
| Upper Harbor (Area 1) | 111 | 9/21/2020 | 02 | 510 | S-111-20FSP20-02 | 257 | 93477 | 6169060401 | Microdeutopus gryllotalpa | 14 | |
| Upper Harbor (Area 1) | 111 | 9/21/2020 | 02 | 510 | S-111-20FSP20-02 | 260 | 656756 | 6169159795 | Monocorophium acherusicum | 3 | |
| Upper Harbor (Area 1) | 111 | 9/21/2020 | 02 | 510 | S-111-20FSP20-02 | 381 | 66600 | 5001409898 | Leitoscoloplos robustus | 4 | |
| Upper Harbor (Area 1) | 111 | 9/21/2020 | 02 | 510 | S-111-20FSP20-02 | 411 | 66653 | 5001409899 | Leitoscoloplos sp. | 6 | |
| Upper Harbor (Area 1) | 111 | 9/21/2020 | 02 | 510 | S-111-20FSP20-02 | 466 | 68422 | 5004000000 | Oligochaeta | 8 | |
| Upper Harbor (Area 1) | 111 | 9/21/2020 | 02 | 510 | S-111-20FSP20-02 | 641 | 65267 | 5001139797 | Hypereteone lactea | 1 | |
| Upper Harbor (Area 1) | 111 | 9/21/2020 | 02 | 510 | S-111-20FSP20-02 | 678 | 90790 | 6154040110 | Leucon americanus | 1 | |
| Upper Harbor (Area 1) | 111 | 9/21/2020 | 02 | 510 | S-111-20FSP20-02 | 1321 | 80959 | 5515250301 | Mulinia lateralis | 17 | |
| Upper Harbor (Area 1) | 111 | 9/21/2020 | 02 | 510 | S-111-20FSP20-02 | 1779 | 67439 | 5001600401 | Mediomastus ambiseta | 3 | |
| Upper Harbor (Area 1) | 111 | 9/21/2020 | 02 | 510 | S-111-20FSP20-02 | 1784 | 67438 | 5001600499 | Mediomastus sp. | 2 | |
| Upper Harbor (Area 1) | 111 | 9/21/2020 | 02 | 510 | S-111-20FSP20-02 | 2040 | 59490 | 47 | Nematoda | | 1 |
| Upper Harbor (Area 1) | 111 | 9/21/2020 | 02 | 510 | S-111-20FSP20-02 | 2066 | 67116 | 5001500000 | Cirratulidae | 6 | |
| Upper Harbor (Area 1) | 111 | 9/21/2020 | 02 | 510 | S-111-20FSP20-02 | 4519 | 66132 | 5001280104 | Glycinde solitaria | 3 | |
| Upper Harbor (Area 1) | 111 | 9/21/2020 | 02 | 510 | S-111-20FSP20-02 | 4624 | 67147 | 5001500305 | Tharyx acutus | 37 | |
| Upper Harbor (Area 1) | 111 | 9/21/2020 | 02 | 510 | S-111-20FSP20-02 | 6161 | 93643 | 6169150998 | Grandidierella japonica | 1 | |
| Upper Harbor (Area 1) | 111 | 9/21/2020 | 03 | 511 | S-111-20FSP20-03 | 88 | 66939 | 5001431801 | Streblospio benedicti | 14 | |
| Upper Harbor (Area 1) | 111 | 9/21/2020 | 03 | 511 | S-111-20FSP20-03 | 91 | 204501 | 5001430498 | Polydora cornuta | 1 | |
| Upper Harbor (Area 1) | 111 | 9/21/2020 | 03 | 511 | S-111-20FSP20-03 | 252 | 93329 | 6169020108 | Ampelisca abdita | 237 | |
| Upper Harbor (Area 1) | 111 | 9/21/2020 | 03 | 511 | S-111-20FSP20-03 | 257 | 93477 | 6169060401 | Microdeutopus gryllotalpa | 10 | |
| Upper Harbor (Area 1) | 111 | 9/21/2020 | 03 | 511 | S-111-20FSP20-03 | 260 | 656756 | 6169159795 | Monocorophium acherusicum | 1 | |
| Upper Harbor (Area 1) | 111 | 9/21/2020 | 03 | 511 | S-111-20FSP20-03 | 377 | 74111 | 5105089897 | Tritia obsoleta | 4 | |

| | | | | | | | | | | |
|---|---|---|---|---|---|---|---|---|---|---|
| Upper Harbor (Area 1) | 111 | 9/21/2020 | 03 | 511 | S-111-20FSP20-03 | 381 | 66600 | 5001409898 | Leitoscoloplos robustus | 1 | |
| Upper Harbor (Area 1) | 111 | 9/21/2020 | 03 | 511 | S-111-20FSP20-03 | 391 | 67420 | 5001600201 | Heteromastus filiformis | 1 | |
| Upper Harbor (Area 1) | 111 | 9/21/2020 | 03 | 511 | S-111-20FSP20-03 | 393 | 65266 | 5001139798 | Hypereteone heteropoda | 2 | |
| Upper Harbor (Area 1) | 111 | 9/21/2020 | 03 | 511 | S-111-20FSP20-03 | 411 | 66653 | 5001409899 | Leitoscoloplos sp. | 5 | |
| Upper Harbor (Area 1) | 111 | 9/21/2020 | 03 | 511 | S-111-20FSP20-03 | 466 | 68422 | 5004000000 | Oligochaeta | 1 | |
| Upper Harbor (Area 1) | 111 | 9/21/2020 | 03 | 511 | S-111-20FSP20-03 | 678 | 90790 | 6154040110 | Leucon americanus | 2 | |
| Upper Harbor (Area 1) | 111 | 9/21/2020 | 03 | 511 | S-111-20FSP20-03 | 1321 | 80959 | 5515250301 | Mulinia lateralis | 3 | |
| Upper Harbor (Area 1) | 111 | 9/21/2020 | 03 | 511 | S-111-20FSP20-03 | 1784 | 67438 | 5001600499 | Mediomastus sp. | 3 | |
| Upper Harbor (Area 1) | 111 | 9/21/2020 | 03 | 511 | S-111-20FSP20-03 | 2040 | 59490 | 47 | Nematoda | | 1 |
| Upper Harbor (Area 1) | 111 | 9/21/2020 | 03 | 511 | S-111-20FSP20-03 | 2066 | 67116 | 5001500000 | Cirratulidae | 8 | |
| Upper Harbor (Area 1) | 111 | 9/21/2020 | 03 | 511 | S-111-20FSP20-03 | 4624 | 67147 | 5001500305 | Tharyx acutus | 22 | |
| Upper Harbor (Area 1) | 111 | 9/21/2020 | 03 | 511 | S-111-20FSP20-03 | 6161 | 93643 | 6169150998 | Grandidierella japonica | 1 | |
| Upper Harbor (Area 1) | 114 | 9/21/2020 | 02 | 513 | S-114-20FSP20-02 | 88 | 66939 | 5001431801 | Streblospio benedicti | 20 | |
| Upper Harbor (Area 1) | 114 | 9/21/2020 | 02 | 513 | S-114-20FSP20-02 | 91 | 204501 | 5001430498 | Polydora cornuta | 5 | |
| Upper Harbor (Area 1) | 114 | 9/21/2020 | 02 | 513 | S-114-20FSP20-02 | 252 | 93329 | 6169020108 | Ampelisca abdita | 317 | |
| Upper Harbor (Area 1) | 114 | 9/21/2020 | 02 | 513 | S-114-20FSP20-02 | 257 | 93477 | 6169060401 | Microdeutopus gryllotalpa | 1 | |
| Upper Harbor (Area 1) | 114 | 9/21/2020 | 02 | 513 | S-114-20FSP20-02 | 377 | 74111 | 5105089897 | Tritia obsoleta | 1 | |
| Upper Harbor (Area 1) | 114 | 9/21/2020 | 02 | 513 | S-114-20FSP20-02 | 387 | 81511 | 5515471301 | Gemma gemma | 7 | |
| Upper Harbor (Area 1) | 114 | 9/21/2020 | 02 | 513 | S-114-20FSP20-02 | 391 | 67420 | 5001600201 | Heteromastus filiformis | 1 | |
| Upper Harbor (Area 1) | 114 | 9/21/2020 | 02 | 513 | S-114-20FSP20-02 | 393 | 65266 | 5001139798 | Hypereteone heteropoda | 3 | |
| Upper Harbor (Area 1) | 114 | 9/21/2020 | 02 | 513 | S-114-20FSP20-02 | 411 | 66653 | 5001409899 | Leitoscoloplos sp. | 4 | |
| Upper Harbor (Area 1) | 114 | 9/21/2020 | 02 | 513 | S-114-20FSP20-02 | 466 | 68422 | 5004000000 | Oligochaeta | 23 | |
| Upper Harbor (Area 1) | 114 | 9/21/2020 | 02 | 513 | S-114-20FSP20-02 | 678 | 90790 | 6154040110 | Leucon americanus | 5 | |
| Upper Harbor (Area 1) | 114 | 9/21/2020 | 02 | 513 | S-114-20FSP20-02 | 1321 | 80959 | 5515250301 | Mulinia lateralis | 3 | |
| Upper Harbor (Area 1) | 114 | 9/21/2020 | 02 | 513 | S-114-20FSP20-02 | 1779 | 67439 | 5001600401 | Mediomastus ambiseta | 7 | |
| Upper Harbor (Area 1) | 114 | 9/21/2020 | 02 | 513 | S-114-20FSP20-02 | 1784 | 67438 | 5001600499 | Mediomastus sp. | 5 | |
| Upper Harbor (Area 1) | 114 | 9/21/2020 | 02 | 513 | S-114-20FSP20-02 | 2040 | 59490 | 47 | Nematoda | | 1 |
| Upper Harbor (Area 1) | 114 | 9/21/2020 | 02 | 513 | S-114-20FSP20-02 | 2066 | 67116 | 5001500000 | Cirratulidae | 1 | |
| Upper Harbor (Area 1) | 114 | 9/21/2020 | 02 | 513 | S-114-20FSP20-02 | 4624 | 67147 | 5001500305 | Tharyx acutus | 4 | |
| Upper Harbor (Area 1) | 114 | 9/21/2020 | 02 | 513 | S-114-20FSP20-02 | 5806 | 49449 | 370397 | Corymorphidae | 2 | |
| Upper Harbor (Area 1) | 114 | 9/21/2020 | 02 | 513 | S-114-20FSP20-02 | 6161 | 93643 | 6169150998 | Grandidierella japonica | 8 | |
| Upper Harbor (Area 1) | 114 | 9/21/2020 | 03 | 514 | S-114-20FSP20-03 | 88 | 66939 | 5001431801 | Streblospio benedicti | 110 | |
| Upper Harbor (Area 1) | 114 | 9/21/2020 | 03 | 514 | S-114-20FSP20-03 | 91 | 204501 | 5001430498 | Polydora cornuta | 5 | |
| Upper Harbor (Area 1) | 114 | 9/21/2020 | 03 | 514 | S-114-20FSP20-03 | 252 | 93329 | 6169020108 | Ampelisca abdita | 502 | |
| Upper Harbor (Area 1) | 114 | 9/21/2020 | 03 | 514 | S-114-20FSP20-03 | 387 | 81511 | 5515471301 | Gemma gemma | 12 | |
| Upper Harbor (Area 1) | 114 | 9/21/2020 | 03 | 514 | S-114-20FSP20-03 | 393 | 65266 | 5001139798 | Hypereteone heteropoda | 2 | |
| Upper Harbor (Area 1) | 114 | 9/21/2020 | 03 | 514 | S-114-20FSP20-03 | 411 | 66653 | 5001409899 | Leitoscoloplos sp. | 2 | |
| Upper Harbor (Area 1) | 114 | 9/21/2020 | 03 | 514 | S-114-20FSP20-03 | 466 | 68422 | 5004000000 | Oligochaeta | 47 | |
| Upper Harbor (Area 1) | 114 | 9/21/2020 | 03 | 514 | S-114-20FSP20-03 | 651 | 65917 | 5001249798 | Alitta succinea | 4 | |
| Upper Harbor (Area 1) | 114 | 9/21/2020 | 03 | 514 | S-114-20FSP20-03 | 678 | 90790 | 6154040110 | Leucon americanus | 8 | |
| Upper Harbor (Area 1) | 114 | 9/21/2020 | 03 | 514 | S-114-20FSP20-03 | 1321 | 80959 | 5515250301 | Mulinia lateralis | 15 | |

| | | | | | | | | | | |
|---|---|---|---|---|---|---|---|---|---|---|
| Upper Harbor (Area 1) | 114 | 9/21/2020 03 | 514 | S-114-20FSP20-03 | 1779 | 67439 | 5001600401 | Mediomastus ambiseta | 50 | |
| Upper Harbor (Area 1) | 114 | 9/21/2020 03 | 514 | S-114-20FSP20-03 | 1784 | 67438 | 5001600499 | Mediomastus sp. | 6 | |
| Upper Harbor (Area 1) | 114 | 9/21/2020 03 | 514 | S-114-20FSP20-03 | 2040 | 59490 | 47 | Nematoda | | 1 |
| Upper Harbor (Area 1) | 114 | 9/21/2020 03 | 514 | S-114-20FSP20-03 | 2066 | 67116 | 5001500000 | Cirratulidae | 3 | |
| Upper Harbor (Area 1) | 114 | 9/21/2020 03 | 514 | S-114-20FSP20-03 | 4624 | 67147 | 5001500305 | Tharyx acutus | 8 | |
| Upper Harbor (Area 1) | 114 | 9/21/2020 03 | 514 | S-114-20FSP20-03 | 5806 | 49449 | 370397 | Corymorphidae | 1 | |
| Upper Harbor (Area 1) | 114 | 9/21/2020 03 | 514 | S-114-20FSP20-03 | 6161 | 93643 | 6169150998 | Grandidierella japonica | 7 | |
| Upper Harbor (Area 1) | 115 | 9/21/2020 02 | 516 | S-115-20FSP20-02 | 88 | 66939 | 5001431801 | Streblospio benedicti | 234 | |
| Upper Harbor (Area 1) | 115 | 9/21/2020 02 | 516 | S-115-20FSP20-02 | 252 | 93329 | 6169020108 | Ampelisca abdita | 60 | |
| Upper Harbor (Area 1) | 115 | 9/21/2020 02 | 516 | S-115-20FSP20-02 | 381 | 66600 | 5001409898 | Leitoscoloplos robustus | 2 | |
| Upper Harbor (Area 1) | 115 | 9/21/2020 02 | 516 | S-115-20FSP20-02 | 387 | 81511 | 5515471301 | Gemma gemma | 5 | |
| Upper Harbor (Area 1) | 115 | 9/21/2020 02 | 516 | S-115-20FSP20-02 | 393 | 65266 | 5001139798 | Hypereteone heteropoda | 7 | |
| Upper Harbor (Area 1) | 115 | 9/21/2020 02 | 516 | S-115-20FSP20-02 | 411 | 66653 | 5001409899 | Leitoscoloplos sp. | 120 | |
| Upper Harbor (Area 1) | 115 | 9/21/2020 02 | 516 | S-115-20FSP20-02 | 466 | 68422 | 5004000000 | Oligochaeta | 4 | |
| Upper Harbor (Area 1) | 115 | 9/21/2020 02 | 516 | S-115-20FSP20-02 | 644 | 65478 | 5001210202 | Microphthalmus aberrans | 1 | |
| Upper Harbor (Area 1) | 115 | 9/21/2020 02 | 516 | S-115-20FSP20-02 | 678 | 90790 | 6154040110 | Leucon americanus | 7 | |
| Upper Harbor (Area 1) | 115 | 9/21/2020 02 | 516 | S-115-20FSP20-02 | 1124 | 65476 | 5001210299 | Microphthalmus sp. | 2 | |
| Upper Harbor (Area 1) | 115 | 9/21/2020 02 | 516 | S-115-20FSP20-02 | 1321 | 80959 | 5515250301 | Mulinia lateralis | 10 | |
| Upper Harbor (Area 1) | 115 | 9/21/2020 02 | 516 | S-115-20FSP20-02 | 1779 | 67439 | 5001600401 | Mediomastus ambiseta | 1 | |
| Upper Harbor (Area 1) | 115 | 9/21/2020 02 | 516 | S-115-20FSP20-02 | 1784 | 67438 | 5001600499 | Mediomastus sp. | 2 | |
| Upper Harbor (Area 1) | 115 | 9/21/2020 02 | 516 | S-115-20FSP20-02 | 1983 | 76258 | 5110129898 | Haminella solitaria | 1 | |
| Upper Harbor (Area 1) | 115 | 9/21/2020 02 | 516 | S-115-20FSP20-02 | 2040 | 59490 | 47 | Nematoda | | 1 |
| Upper Harbor (Area 1) | 115 | 9/21/2020 02 | 516 | S-115-20FSP20-02 | 2066 | 67116 | 5001500000 | Cirratulidae | 12 | |
| Upper Harbor (Area 1) | 115 | 9/21/2020 02 | 516 | S-115-20FSP20-02 | 4624 | 67147 | 5001500305 | Tharyx acutus | 13 | |
| Upper Harbor (Area 1) | 115 | 9/21/2020 04 | 518 | S-115-20FSP20-04 | 88 | 66939 | 5001431801 | Streblospio benedicti | 286 | |
| Upper Harbor (Area 1) | 115 | 9/21/2020 04 | 518 | S-115-20FSP20-04 | 252 | 93329 | 6169020108 | Ampelisca abdita | 11 | |
| Upper Harbor (Area 1) | 115 | 9/21/2020 04 | 518 | S-115-20FSP20-04 | 377 | 74111 | 5105089897 | Tritia obsoleta | 1 | |
| Upper Harbor (Area 1) | 115 | 9/21/2020 04 | 518 | S-115-20FSP20-04 | 387 | 81511 | 5515471301 | Gemma gemma | 11 | |
| Upper Harbor (Area 1) | 115 | 9/21/2020 04 | 518 | S-115-20FSP20-04 | 393 | 65266 | 5001139798 | Hypereteone heteropoda | 8 | |
| Upper Harbor (Area 1) | 115 | 9/21/2020 04 | 518 | S-115-20FSP20-04 | 411 | 66653 | 5001409899 | Leitoscoloplos sp. | 87 | |
| Upper Harbor (Area 1) | 115 | 9/21/2020 04 | 518 | S-115-20FSP20-04 | 466 | 68422 | 5004000000 | Oligochaeta | 4 | |
| Upper Harbor (Area 1) | 115 | 9/21/2020 04 | 518 | S-115-20FSP20-04 | 644 | 65478 | 5001210202 | Microphthalmus aberrans | 5 | |
| Upper Harbor (Area 1) | 115 | 9/21/2020 04 | 518 | S-115-20FSP20-04 | 678 | 90790 | 6154040110 | Leucon americanus | 2 | |
| Upper Harbor (Area 1) | 115 | 9/21/2020 04 | 518 | S-115-20FSP20-04 | 1124 | 65476 | 5001210299 | Microphthalmus sp. | 2 | |
| Upper Harbor (Area 1) | 115 | 9/21/2020 04 | 518 | S-115-20FSP20-04 | 1321 | 80959 | 5515250301 | Mulinia lateralis | 1 | |
| Upper Harbor (Area 1) | 115 | 9/21/2020 04 | 518 | S-115-20FSP20-04 | 1784 | 67438 | 5001600499 | Mediomastus sp. | 2 | |
| Upper Harbor (Area 1) | 115 | 9/21/2020 04 | 518 | S-115-20FSP20-04 | 2040 | 59490 | 47 | Nematoda | | 1 |
| Upper Harbor (Area 1) | 115 | 9/21/2020 04 | 518 | S-115-20FSP20-04 | 2066 | 67116 | 5001500000 | Cirratulidae | 3 | |
| Upper Harbor (Area 1) | 115 | 9/21/2020 04 | 518 | S-115-20FSP20-04 | 4624 | 67147 | 5001500305 | Tharyx acutus | 15 | |
| Upper Harbor (Area 1) | 115 | 9/21/2020 04 | 518 | S-115-20FSP20-04 | 6161 | 93643 | 6169150998 | Grandidierella japonica | 1 | |
| Upper Harbor (Area 1) | 117 | 9/21/2020 02 | 519 | S-117-20FSP20-02 | 88 | 66939 | 5001431801 | Streblospio benedicti | 17 | |

| | | | | | | | | | | |
|---|---|---|---|---|---|---|---|---|---|---|
| Upper Harbor (Area 1) | 117 | 9/21/2020 | 02 | 519 | S-117-20FSP20-02 | 252 | 93329 | 6169020108 | Ampelisca abdita | 165 | |
| Upper Harbor (Area 1) | 117 | 9/21/2020 | 02 | 519 | S-117-20FSP20-02 | 387 | 81511 | 5515471301 | Gemma gemma | 21 | |
| Upper Harbor (Area 1) | 117 | 9/21/2020 | 02 | 519 | S-117-20FSP20-02 | 393 | 65266 | 5001139798 | Hypereteone heteropoda | 5 | |
| Upper Harbor (Area 1) | 117 | 9/21/2020 | 02 | 519 | S-117-20FSP20-02 | 411 | 66653 | 5001409899 | Leitoscoloplos sp. | 10 | |
| Upper Harbor (Area 1) | 117 | 9/21/2020 | 02 | 519 | S-117-20FSP20-02 | 462 | 57411 | 4300000000 | Nemertea | 1 | |
| Upper Harbor (Area 1) | 117 | 9/21/2020 | 02 | 519 | S-117-20FSP20-02 | 466 | 68422 | 5004000000 | Oligochaeta | 44 | |
| Upper Harbor (Area 1) | 117 | 9/21/2020 | 02 | 519 | S-117-20FSP20-02 | 651 | 65917 | 5001249798 | Alitta succinea | 1 | |
| Upper Harbor (Area 1) | 117 | 9/21/2020 | 02 | 519 | S-117-20FSP20-02 | 678 | 90790 | 6154040110 | Leucon americanus | 12 | |
| Upper Harbor (Area 1) | 117 | 9/21/2020 | 02 | 519 | S-117-20FSP20-02 | 1199 | 65477 | 5001210201 | Microphthalmus sczelkowii | 1 | |
| Upper Harbor (Area 1) | 117 | 9/21/2020 | 02 | 519 | S-117-20FSP20-02 | 1321 | 80959 | 5515250301 | Mulinia lateralis | 119 | |
| Upper Harbor (Area 1) | 117 | 9/21/2020 | 02 | 519 | S-117-20FSP20-02 | 1779 | 67439 | 5001600401 | Mediomastus ambiseta | 26 | |
| Upper Harbor (Area 1) | 117 | 9/21/2020 | 02 | 519 | S-117-20FSP20-02 | 2040 | 59490 | 47 | Nematoda | | 1 |
| Upper Harbor (Area 1) | 117 | 9/21/2020 | 02 | 519 | S-117-20FSP20-02 | 2066 | 67116 | 5001500000 | Cirratulidae | 4 | |
| Upper Harbor (Area 1) | 117 | 9/21/2020 | 02 | 519 | S-117-20FSP20-02 | 4519 | 66132 | 5001280104 | Glycinde solitaria | 1 | |
| Upper Harbor (Area 1) | 117 | 9/21/2020 | 02 | 519 | S-117-20FSP20-02 | 4624 | 67147 | 5001500305 | Tharyx acutus | 39 | |
| Upper Harbor (Area 1) | 117 | 9/21/2020 | 02 | 519 | S-117-20FSP20-02 | 6161 | 93643 | 6169150998 | Grandidierella japonica | 1 | |
| Upper Harbor (Area 1) | 117 | 9/21/2020 | 04 | 521 | S-117-20FSP20-04 | 88 | 66939 | 5001431801 | Streblospio benedicti | 21 | |
| Upper Harbor (Area 1) | 117 | 9/21/2020 | 04 | 521 | S-117-20FSP20-04 | 252 | 93329 | 6169020108 | Ampelisca abdita | 164 | |
| Upper Harbor (Area 1) | 117 | 9/21/2020 | 04 | 521 | S-117-20FSP20-04 | 377 | 74111 | 5105089897 | Tritia obsoleta | 4 | |
| Upper Harbor (Area 1) | 117 | 9/21/2020 | 04 | 521 | S-117-20FSP20-04 | 387 | 81511 | 5515471301 | Gemma gemma | 3 | |
| Upper Harbor (Area 1) | 117 | 9/21/2020 | 04 | 521 | S-117-20FSP20-04 | 393 | 65266 | 5001139798 | Hypereteone heteropoda | 3 | |
| Upper Harbor (Area 1) | 117 | 9/21/2020 | 04 | 521 | S-117-20FSP20-04 | 411 | 66653 | 5001409899 | Leitoscoloplos sp. | 9 | |
| Upper Harbor (Area 1) | 117 | 9/21/2020 | 04 | 521 | S-117-20FSP20-04 | 466 | 68422 | 5004000000 | Oligochaeta | 14 | |
| Upper Harbor (Area 1) | 117 | 9/21/2020 | 04 | 521 | S-117-20FSP20-04 | 641 | 65267 | 5001139797 | Hypereteone lactea | 1 | |
| Upper Harbor (Area 1) | 117 | 9/21/2020 | 04 | 521 | S-117-20FSP20-04 | 651 | 65917 | 5001249798 | Alitta succinea | 1 | |
| Upper Harbor (Area 1) | 117 | 9/21/2020 | 04 | 521 | S-117-20FSP20-04 | 678 | 90790 | 6154040110 | Leucon americanus | 3 | |
| Upper Harbor (Area 1) | 117 | 9/21/2020 | 04 | 521 | S-117-20FSP20-04 | 1321 | 80959 | 5515250301 | Mulinia lateralis | 3 | |
| Upper Harbor (Area 1) | 117 | 9/21/2020 | 04 | 521 | S-117-20FSP20-04 | 1779 | 67439 | 5001600401 | Mediomastus ambiseta | 21 | |
| Upper Harbor (Area 1) | 117 | 9/21/2020 | 04 | 521 | S-117-20FSP20-04 | 1784 | 67438 | 5001600499 | Mediomastus sp. | 1 | |
| Upper Harbor (Area 1) | 117 | 9/21/2020 | 04 | 521 | S-117-20FSP20-04 | 2040 | 59490 | 47 | Nematoda | | 1 |
| Upper Harbor (Area 1) | 117 | 9/21/2020 | 04 | 521 | S-117-20FSP20-04 | 2066 | 67116 | 5001500000 | Cirratulidae | 2 | |
| Upper Harbor (Area 1) | 117 | 9/21/2020 | 04 | 521 | S-117-20FSP20-04 | 4519 | 66132 | 5001280104 | Glycinde solitaria | 1 | |
| Upper Harbor (Area 1) | 117 | 9/21/2020 | 04 | 521 | S-117-20FSP20-04 | 4624 | 67147 | 5001500305 | Tharyx acutus | 20 | |
| Upper Harbor (Area 1) | 117 | 9/21/2020 | 04 | 521 | S-117-20FSP20-04 | 6161 | 93643 | 6169150998 | Grandidierella japonica | 1 | |
| Upper Harbor (Area 1) | 120 | 9/21/2020 | 03 | 523 | S-120-20FSP20-03 | 88 | 66939 | 5001431801 | Streblospio benedicti | 163 | |
| Upper Harbor (Area 1) | 120 | 9/21/2020 | 03 | 523 | S-120-20FSP20-03 | 91 | 204501 | 5001430498 | Polydora cornuta | 2 | |
| Upper Harbor (Area 1) | 120 | 9/21/2020 | 03 | 523 | S-120-20FSP20-03 | 252 | 93329 | 6169020108 | Ampelisca abdita | 9 | |
| Upper Harbor (Area 1) | 120 | 9/21/2020 | 03 | 523 | S-120-20FSP20-03 | 377 | 74111 | 5105089897 | Tritia obsoleta | 5 | |
| Upper Harbor (Area 1) | 120 | 9/21/2020 | 03 | 523 | S-120-20FSP20-03 | 387 | 81511 | 5515471301 | Gemma gemma | 1 | |
| Upper Harbor (Area 1) | 120 | 9/21/2020 | 03 | 523 | S-120-20FSP20-03 | 393 | 65266 | 5001139798 | Hypereteone heteropoda | 6 | |
| Upper Harbor (Area 1) | 120 | 9/21/2020 | 03 | 523 | S-120-20FSP20-03 | 411 | 66653 | 5001409899 | Leitoscoloplos sp. | 117 | |

| | | | | | | | | | | |
|---|---|---|---|---|---|---|---|---|---|---|
| Upper Harbor (Area 1) | 120 | 9/21/2020 | 03 | 523 | S-120-20FSP20-03 | 466 | 68422 | 5004000000 | Oligochaeta | 120 | |
| Upper Harbor (Area 1) | 120 | 9/21/2020 | 03 | 523 | S-120-20FSP20-03 | 644 | 65478 | 5001210202 | Microphthalmus aberrans | 3 | |
| Upper Harbor (Area 1) | 120 | 9/21/2020 | 03 | 523 | S-120-20FSP20-03 | 651 | 65917 | 5001249798 | Alitta succinea | 1 | |
| Upper Harbor (Area 1) | 120 | 9/21/2020 | 03 | 523 | S-120-20FSP20-03 | 678 | 90790 | 6154040110 | Leucon americanus | 21 | |
| Upper Harbor (Area 1) | 120 | 9/21/2020 | 03 | 523 | S-120-20FSP20-03 | 1321 | 80959 | 5515250301 | Mulinia lateralis | 83 | |
| Upper Harbor (Area 1) | 120 | 9/21/2020 | 03 | 523 | S-120-20FSP20-03 | 1779 | 67439 | 5001600401 | Mediomastus ambiseta | 39 | |
| Upper Harbor (Area 1) | 120 | 9/21/2020 | 03 | 523 | S-120-20FSP20-03 | 1784 | 67438 | 5001600499 | Mediomastus sp. | 4 | |
| Upper Harbor (Area 1) | 120 | 9/21/2020 | 03 | 523 | S-120-20FSP20-03 | 2040 | 59490 | 47 | Nematoda | | 1 |
| Upper Harbor (Area 1) | 120 | 9/21/2020 | 03 | 523 | S-120-20FSP20-03 | 2066 | 67116 | 5001500000 | Cirratulidae | 2 | |
| Upper Harbor (Area 1) | 120 | 9/21/2020 | 03 | 523 | S-120-20FSP20-03 | 4519 | 66132 | 5001280104 | Glycinde solitaria | 5 | |
| Upper Harbor (Area 1) | 120 | 9/21/2020 | 03 | 523 | S-120-20FSP20-03 | 4624 | 67147 | 5001500305 | Tharyx acutus | 4 | |
| Upper Harbor (Area 1) | 120 | 9/21/2020 | 03 | 523 | S-120-20FSP20-03 | 5806 | 49449 | 370397 | Corymorphidae | 1 | |
| Upper Harbor (Area 1) | 120 | 9/21/2020 | 03 | 523 | S-120-20FSP20-03 | 6161 | 93643 | 6169150998 | Grandidierella japonica | 3 | |
| Upper Harbor (Area 1) | 120 | 9/21/2020 | 04 | 524 | S-120-20FSP20-04 | 88 | 66939 | 5001431801 | Streblospio benedicti | 104 | |
| Upper Harbor (Area 1) | 120 | 9/21/2020 | 04 | 524 | S-120-20FSP20-04 | 252 | 93329 | 6169020108 | Ampelisca abdita | 2 | |
| Upper Harbor (Area 1) | 120 | 9/21/2020 | 04 | 524 | S-120-20FSP20-04 | 381 | 66600 | 5001409898 | Leitoscoloplos robustus | 1 | |
| Upper Harbor (Area 1) | 120 | 9/21/2020 | 04 | 524 | S-120-20FSP20-04 | 387 | 81511 | 5515471301 | Gemma gemma | 1 | |
| Upper Harbor (Area 1) | 120 | 9/21/2020 | 04 | 524 | S-120-20FSP20-04 | 393 | 65266 | 5001139798 | Hypereteone heteropoda | 3 | |
| Upper Harbor (Area 1) | 120 | 9/21/2020 | 04 | 524 | S-120-20FSP20-04 | 411 | 66653 | 5001409899 | Leitoscoloplos sp. | 25 | |
| Upper Harbor (Area 1) | 120 | 9/21/2020 | 04 | 524 | S-120-20FSP20-04 | 466 | 68422 | 5004000000 | Oligochaeta | 36 | |
| Upper Harbor (Area 1) | 120 | 9/21/2020 | 04 | 524 | S-120-20FSP20-04 | 678 | 90790 | 6154040110 | Leucon americanus | 5 | |
| Upper Harbor (Area 1) | 120 | 9/21/2020 | 04 | 524 | S-120-20FSP20-04 | 1321 | 80959 | 5515250301 | Mulinia lateralis | 29 | |
| Upper Harbor (Area 1) | 120 | 9/21/2020 | 04 | 524 | S-120-20FSP20-04 | 1779 | 67439 | 5001600401 | Mediomastus ambiseta | 2 | |
| Upper Harbor (Area 1) | 120 | 9/21/2020 | 04 | 524 | S-120-20FSP20-04 | 1784 | 67438 | 5001600499 | Mediomastus sp. | 3 | |
| Upper Harbor (Area 1) | 120 | 9/21/2020 | 04 | 524 | S-120-20FSP20-04 | 2040 | 59490 | 47 | Nematoda | | 1 |
| Upper Harbor (Area 1) | 120 | 9/21/2020 | 04 | 524 | S-120-20FSP20-04 | 4519 | 66132 | 5001280104 | Glycinde solitaria | 2 | |
| Upper Harbor (Area 1) | 120 | 9/21/2020 | 04 | 524 | S-120-20FSP20-04 | 4624 | 67147 | 5001500305 | Tharyx acutus | 6 | |
| Upper Harbor (Area 1) | 120 | 9/21/2020 | 04 | 524 | S-120-20FSP20-04 | 5715 | 65493 | 5001210701 | Parahesione luteola | 1 | |
| Upper Harbor (Area 1) | 120 | 9/21/2020 | 04 | 524 | S-120-20FSP20-04 | 6161 | 93643 | 6169150998 | Grandidierella japonica | 4 | |
| Upper Harbor (Area 1) | 121 | 9/21/2020 | 03 | 526 | S-121-20FSP20-03 | 88 | 66939 | 5001431801 | Streblospio benedicti | 303 | |
| Upper Harbor (Area 1) | 121 | 9/21/2020 | 03 | 526 | S-121-20FSP20-03 | 91 | 204501 | 5001430498 | Polydora cornuta | 1 | |
| Upper Harbor (Area 1) | 121 | 9/21/2020 | 03 | 526 | S-121-20FSP20-03 | 252 | 93329 | 6169020108 | Ampelisca abdita | 416 | |
| Upper Harbor (Area 1) | 121 | 9/21/2020 | 03 | 526 | S-121-20FSP20-03 | 387 | 81511 | 5515471301 | Gemma gemma | 16 | |
| Upper Harbor (Area 1) | 121 | 9/21/2020 | 03 | 526 | S-121-20FSP20-03 | 393 | 65266 | 5001139798 | Hypereteone heteropoda | 7 | |
| Upper Harbor (Area 1) | 121 | 9/21/2020 | 03 | 526 | S-121-20FSP20-03 | 411 | 66653 | 5001409899 | Leitoscoloplos sp. | 13 | |
| Upper Harbor (Area 1) | 121 | 9/21/2020 | 03 | 526 | S-121-20FSP20-03 | 466 | 68422 | 5004000000 | Oligochaeta | 37 | |
| Upper Harbor (Area 1) | 121 | 9/21/2020 | 03 | 526 | S-121-20FSP20-03 | 678 | 90790 | 6154040110 | Leucon americanus | 12 | |
| Upper Harbor (Area 1) | 121 | 9/21/2020 | 03 | 526 | S-121-20FSP20-03 | 1321 | 80959 | 5515250301 | Mulinia lateralis | 2 | |
| Upper Harbor (Area 1) | 121 | 9/21/2020 | 03 | 526 | S-121-20FSP20-03 | 1779 | 67439 | 5001600401 | Mediomastus ambiseta | 58 | |
| Upper Harbor (Area 1) | 121 | 9/21/2020 | 03 | 526 | S-121-20FSP20-03 | 1784 | 67438 | 5001600499 | Mediomastus sp. | 3 | |
| Upper Harbor (Area 1) | 121 | 9/21/2020 | 03 | 526 | S-121-20FSP20-03 | 2040 | 59490 | 47 | Nematoda | | 1 |

| | | | | | | | | | | |
|---|---|---|---|---|---|---|---|---|---|---|
| Upper Harbor (Area 1) | 121 | 9/21/2020 | 03 | 526 | S-121-20FSP20-03 | 2066 | 67116 | 5001500000 | Cirratulidae | 1 | |
| Upper Harbor (Area 1) | 121 | 9/21/2020 | 03 | 526 | S-121-20FSP20-03 | 4519 | 66132 | 5001280104 | Glycinde solitaria | 1 | |
| Upper Harbor (Area 1) | 121 | 9/21/2020 | 03 | 526 | S-121-20FSP20-03 | 4624 | 67147 | 5001500305 | Tharyx acutus | 6 | |
| Upper Harbor (Area 1) | 121 | 9/21/2020 | 03 | 526 | S-121-20FSP20-03 | 6161 | 93643 | 6169150998 | Grandidierella japonica | 5 | |
| Upper Harbor (Area 1) | 121 | 9/21/2020 | 04 | 527 | S-121-20FSP20-04 | 88 | 66939 | 5001431801 | Streblospio benedicti | 208 | |
| Upper Harbor (Area 1) | 121 | 9/21/2020 | 04 | 527 | S-121-20FSP20-04 | 247 | 544186 | 6162020798 | Edotia triloba | 2 | |
| Upper Harbor (Area 1) | 121 | 9/21/2020 | 04 | 527 | S-121-20FSP20-04 | 252 | 93329 | 6169020108 | Ampelisca abdita | 262 | |
| Upper Harbor (Area 1) | 121 | 9/21/2020 | 04 | 527 | S-121-20FSP20-04 | 260 | 656756 | 6169159795 | Monocorophium acherusicum | 1 | |
| Upper Harbor (Area 1) | 121 | 9/21/2020 | 04 | 527 | S-121-20FSP20-04 | 377 | 74111 | 5105089897 | Tritia obsoleta | 3 | |
| Upper Harbor (Area 1) | 121 | 9/21/2020 | 04 | 527 | S-121-20FSP20-04 | 381 | 66600 | 5001409898 | Leitoscoloplos robustus | 4 | |
| Upper Harbor (Area 1) | 121 | 9/21/2020 | 04 | 527 | S-121-20FSP20-04 | 387 | 81511 | 5515471301 | Gemma gemma | 2 | |
| Upper Harbor (Area 1) | 121 | 9/21/2020 | 04 | 527 | S-121-20FSP20-04 | 393 | 65266 | 5001139798 | Hypereteone heteropoda | 12 | |
| Upper Harbor (Area 1) | 121 | 9/21/2020 | 04 | 527 | S-121-20FSP20-04 | 411 | 66653 | 5001409899 | Leitoscoloplos sp. | 5 | |
| Upper Harbor (Area 1) | 121 | 9/21/2020 | 04 | 527 | S-121-20FSP20-04 | 466 | 68422 | 5004000000 | Oligochaeta | 23 | |
| Upper Harbor (Area 1) | 121 | 9/21/2020 | 04 | 527 | S-121-20FSP20-04 | 678 | 90790 | 6154040110 | Leucon americanus | 8 | |
| Upper Harbor (Area 1) | 121 | 9/21/2020 | 04 | 527 | S-121-20FSP20-04 | 747 | 65916 | 5001240409 | Nereis grayi | 1 | |
| Upper Harbor (Area 1) | 121 | 9/21/2020 | 04 | 527 | S-121-20FSP20-04 | 1321 | 80959 | 5515250301 | Mulinia lateralis | 3 | |
| Upper Harbor (Area 1) | 121 | 9/21/2020 | 04 | 527 | S-121-20FSP20-04 | 1779 | 67439 | 5001600401 | Mediomastus ambiseta | 46 | |
| Upper Harbor (Area 1) | 121 | 9/21/2020 | 04 | 527 | S-121-20FSP20-04 | 1784 | 67438 | 5001600499 | Mediomastus sp. | 2 | |
| Upper Harbor (Area 1) | 121 | 9/21/2020 | 04 | 527 | S-121-20FSP20-04 | 2040 | 59490 | 47 | Nematoda | | 1 |
| Upper Harbor (Area 1) | 121 | 9/21/2020 | 04 | 527 | S-121-20FSP20-04 | 2066 | 67116 | 5001500000 | Cirratulidae | 7 | |
| Upper Harbor (Area 1) | 121 | 9/21/2020 | 04 | 527 | S-121-20FSP20-04 | 6161 | 93643 | 6169150998 | Grandidierella japonica | 5 | |
| Upper Harbor (Area 1) | 123 | 9/22/2020 | 03 | 529 | S-123-20FSP20-03 | 30 | 50157 | 3704060199 | Halecium sp. | | 1 |
| Upper Harbor (Area 1) | 123 | 9/22/2020 | 03 | 529 | S-123-20FSP20-03 | 88 | 66939 | 5001431801 | Streblospio benedicti | 88 | |
| Upper Harbor (Area 1) | 123 | 9/22/2020 | 03 | 529 | S-123-20FSP20-03 | 91 | 204501 | 5001430498 | Polydora cornuta | 6 | |
| Upper Harbor (Area 1) | 123 | 9/22/2020 | 03 | 529 | S-123-20FSP20-03 | 252 | 93329 | 6169020108 | Ampelisca abdita | 177 | |
| Upper Harbor (Area 1) | 123 | 9/22/2020 | 03 | 529 | S-123-20FSP20-03 | 260 | 656756 | 6169159795 | Monocorophium acherusicum | 1 | |
| Upper Harbor (Area 1) | 123 | 9/22/2020 | 03 | 529 | S-123-20FSP20-03 | 381 | 66600 | 5001409898 | Leitoscoloplos robustus | 15 | |
| Upper Harbor (Area 1) | 123 | 9/22/2020 | 03 | 529 | S-123-20FSP20-03 | 387 | 81511 | 5515471301 | Gemma gemma | 2 | |
| Upper Harbor (Area 1) | 123 | 9/22/2020 | 03 | 529 | S-123-20FSP20-03 | 393 | 65266 | 5001139798 | Hypereteone heteropoda | 6 | |
| Upper Harbor (Area 1) | 123 | 9/22/2020 | 03 | 529 | S-123-20FSP20-03 | 411 | 66653 | 5001409899 | Leitoscoloplos sp. | 14 | |
| Upper Harbor (Area 1) | 123 | 9/22/2020 | 03 | 529 | S-123-20FSP20-03 | 466 | 68422 | 5004000000 | Oligochaeta | 20 | |
| Upper Harbor (Area 1) | 123 | 9/22/2020 | 03 | 529 | S-123-20FSP20-03 | 651 | 65917 | 5001249798 | Alitta succinea | 5 | |
| Upper Harbor (Area 1) | 123 | 9/22/2020 | 03 | 529 | S-123-20FSP20-03 | 678 | 90790 | 6154040110 | Leucon americanus | 7 | |
| Upper Harbor (Area 1) | 123 | 9/22/2020 | 03 | 529 | S-123-20FSP20-03 | 1321 | 80959 | 5515250301 | Mulinia lateralis | 22 | |
| Upper Harbor (Area 1) | 123 | 9/22/2020 | 03 | 529 | S-123-20FSP20-03 | 1779 | 67439 | 5001600401 | Mediomastus ambiseta | 17 | |
| Upper Harbor (Area 1) | 123 | 9/22/2020 | 03 | 529 | S-123-20FSP20-03 | 1784 | 67438 | 5001600499 | Mediomastus sp. | 2 | |
| Upper Harbor (Area 1) | 123 | 9/22/2020 | 03 | 529 | S-123-20FSP20-03 | 2040 | 59490 | 47 | Nematoda | | 1 |
| Upper Harbor (Area 1) | 123 | 9/22/2020 | 03 | 529 | S-123-20FSP20-03 | 2066 | 67116 | 5001500000 | Cirratulidae | 6 | |
| Upper Harbor (Area 1) | 123 | 9/22/2020 | 03 | 529 | S-123-20FSP20-03 | 4519 | 66132 | 5001280104 | Glycinde solitaria | 2 | |
| Upper Harbor (Area 1) | 123 | 9/22/2020 | 03 | 529 | S-123-20FSP20-03 | 4609 | 65470 | 5001210103 | Gyptis vittata | 1 | |

| | | | | | | | | | | |
|---|---|---|---|---|---|---|---|---|---|---|
| Upper Harbor (Area 1) | 123 | 9/22/2020 | 03 | 529 | S-123-20FSP20-03 | 4629 | 81055 | 5515319698 | Macoploma tenta | 1 | |
| Upper Harbor (Area 1) | 123 | 9/22/2020 | 03 | 529 | S-123-20FSP20-03 | 5806 | 49449 | 370397 | Corymorphidae | 1 | |
| Upper Harbor (Area 1) | 123 | 9/22/2020 | 03 | 529 | S-123-20FSP20-03 | 6161 | 93643 | 6169150998 | Grandidierella japonica | 8 | |
| Upper Harbor (Area 1) | 123 | 9/22/2020 | 03 | 529 | S-123-20FSP20-03 | 6430 | | 9300000001 | Unidentified eggs/egg cases | | 1 |
| Upper Harbor (Area 1) | 123 | 9/22/2020 | 04 | 530 | S-123-20FSP20-04 | 88 | 66939 | 5001431801 | Streblospio benedicti | 198 | |
| Upper Harbor (Area 1) | 123 | 9/22/2020 | 04 | 530 | S-123-20FSP20-04 | 91 | 204501 | 5001430498 | Polydora cornuta | 1 | |
| Upper Harbor (Area 1) | 123 | 9/22/2020 | 04 | 530 | S-123-20FSP20-04 | 247 | 544186 | 6162020798 | Edotia triloba | 3 | |
| Upper Harbor (Area 1) | 123 | 9/22/2020 | 04 | 530 | S-123-20FSP20-04 | 252 | 93329 | 6169020108 | Ampelisca abdita | 165 | |
| Upper Harbor (Area 1) | 123 | 9/22/2020 | 04 | 530 | S-123-20FSP20-04 | 381 | 66600 | 5001409898 | Leitoscoloplos robustus | 23 | |
| Upper Harbor (Area 1) | 123 | 9/22/2020 | 04 | 530 | S-123-20FSP20-04 | 387 | 81511 | 5515471301 | Gemma gemma | 5 | |
| Upper Harbor (Area 1) | 123 | 9/22/2020 | 04 | 530 | S-123-20FSP20-04 | 391 | 67420 | 5001600201 | Heteromastus filiformis | 2 | |
| Upper Harbor (Area 1) | 123 | 9/22/2020 | 04 | 530 | S-123-20FSP20-04 | 393 | 65266 | 5001139798 | Hypereteone heteropoda | 8 | |
| Upper Harbor (Area 1) | 123 | 9/22/2020 | 04 | 530 | S-123-20FSP20-04 | 411 | 66653 | 5001409899 | Leitoscoloplos sp. | 13 | |
| Upper Harbor (Area 1) | 123 | 9/22/2020 | 04 | 530 | S-123-20FSP20-04 | 466 | 68422 | 5004000000 | Oligochaeta | 31 | |
| Upper Harbor (Area 1) | 123 | 9/22/2020 | 04 | 530 | S-123-20FSP20-04 | 678 | 90790 | 6154040110 | Leucon americanus | 12 | |
| Upper Harbor (Area 1) | 123 | 9/22/2020 | 04 | 530 | S-123-20FSP20-04 | 1116 | 81496 | 5515471101 | Mercenaria mercenaria | 1 | |
| Upper Harbor (Area 1) | 123 | 9/22/2020 | 04 | 530 | S-123-20FSP20-04 | 1321 | 80959 | 5515250301 | Mulinia lateralis | 41 | |
| Upper Harbor (Area 1) | 123 | 9/22/2020 | 04 | 530 | S-123-20FSP20-04 | 1779 | 67439 | 5001600401 | Mediomastus ambiseta | 53 | |
| Upper Harbor (Area 1) | 123 | 9/22/2020 | 04 | 530 | S-123-20FSP20-04 | 1784 | 67438 | 5001600499 | Mediomastus sp. | 4 | |
| Upper Harbor (Area 1) | 123 | 9/22/2020 | 04 | 530 | S-123-20FSP20-04 | 2040 | 59490 | 47 | Nematoda | | 1 |
| Upper Harbor (Area 1) | 123 | 9/22/2020 | 04 | 530 | S-123-20FSP20-04 | 2066 | 67116 | 5001500000 | Cirratulidae | 2 | |
| Upper Harbor (Area 1) | 123 | 9/22/2020 | 04 | 530 | S-123-20FSP20-04 | 3937 | 81317 | 5515359898 | Cumingia tellinoides | 1 | |
| Upper Harbor (Area 1) | 123 | 9/22/2020 | 04 | 530 | S-123-20FSP20-04 | 4519 | 66132 | 5001280104 | Glycinde solitaria | 1 | |
| Upper Harbor (Area 1) | 123 | 9/22/2020 | 04 | 530 | S-123-20FSP20-04 | 4609 | 65470 | 5001210103 | Gyptis vittata | 3 | |
| Upper Harbor (Area 1) | 123 | 9/22/2020 | 04 | 530 | S-123-20FSP20-04 | 4624 | 67147 | 5001500305 | Tharyx acutus | 8 | |
| Upper Harbor (Area 1) | 123 | 9/22/2020 | 04 | 530 | S-123-20FSP20-04 | 5806 | 49449 | 370397 | Corymorphidae | 1 | |
| Upper Harbor (Area 1) | 123 | 9/22/2020 | 04 | 530 | S-123-20FSP20-04 | 6161 | 93643 | 6169150998 | Grandidierella japonica | 6 | |
| Upper Harbor (Area 1) | 125 | 9/22/2020 | 02 | 531 | S-125-20FSP20-02 | 88 | 66939 | 5001431801 | Streblospio benedicti | 36 | |
| Upper Harbor (Area 1) | 125 | 9/22/2020 | 02 | 531 | S-125-20FSP20-02 | 381 | 66600 | 5001409898 | Leitoscoloplos robustus | 3 | |
| Upper Harbor (Area 1) | 125 | 9/22/2020 | 02 | 531 | S-125-20FSP20-02 | 393 | 65266 | 5001139798 | Hypereteone heteropoda | 1 | |
| Upper Harbor (Area 1) | 125 | 9/22/2020 | 02 | 531 | S-125-20FSP20-02 | 411 | 66653 | 5001409899 | Leitoscoloplos sp. | 31 | |
| Upper Harbor (Area 1) | 125 | 9/22/2020 | 02 | 531 | S-125-20FSP20-02 | 466 | 68422 | 5004000000 | Oligochaeta | 14 | |
| Upper Harbor (Area 1) | 125 | 9/22/2020 | 02 | 531 | S-125-20FSP20-02 | 595 | 155559 | 7805010197 | Amathia gracilis | | 1 |
| Upper Harbor (Area 1) | 125 | 9/22/2020 | 02 | 531 | S-125-20FSP20-02 | 644 | 65478 | 5001210202 | Microphthalmus aberrans | 1 | |
| Upper Harbor (Area 1) | 125 | 9/22/2020 | 02 | 531 | S-125-20FSP20-02 | 1321 | 80959 | 5515250301 | Mulinia lateralis | 37 | |
| Upper Harbor (Area 1) | 125 | 9/22/2020 | 02 | 531 | S-125-20FSP20-02 | 1779 | 67439 | 5001600401 | Mediomastus ambiseta | 12 | |
| Upper Harbor (Area 1) | 125 | 9/22/2020 | 02 | 531 | S-125-20FSP20-02 | 2040 | 59490 | 47 | Nematoda | | 1 |
| Upper Harbor (Area 1) | 125 | 9/22/2020 | 02 | 531 | S-125-20FSP20-02 | 3776 | 155823 | 7815040199 | Membranipora sp. | | 1 |
| Upper Harbor (Area 1) | 125 | 9/22/2020 | 02 | 531 | S-125-20FSP20-02 | 4519 | 66132 | 5001280104 | Glycinde solitaria | 3 | |
| Upper Harbor (Area 1) | 125 | 9/22/2020 | 02 | 531 | S-125-20FSP20-02 | 5223 | 49532 | 3704010297 | Obelia bidentata | | 1 |
| Upper Harbor (Area 1) | 125 | 9/22/2020 | 02 | 531 | S-125-20FSP20-02 | 5806 | 49449 | 370397 | Corymorphidae | 1 | |

| | | | | | | | | | | |
|---|---|---|---|---|---|---|---|---|---|---|
| Upper Harbor (Area 1) | 125 | 9/22/2020 | 02 | 531 | S-125-20FSP20-02 | 5840 | 65820 | 5001231604 | Streptosyllis websteri | 1 | |
| Upper Harbor (Area 1) | 125 | 9/22/2020 | 04 | 533 | S-125-20FSP20-04 | 88 | 66939 | 5001431801 | Streblospio benedicti | 91 | |
| Upper Harbor (Area 1) | 125 | 9/22/2020 | 04 | 533 | S-125-20FSP20-04 | 252 | 93329 | 6169020108 | Ampelisca abdita | 1 | |
| Upper Harbor (Area 1) | 125 | 9/22/2020 | 04 | 533 | S-125-20FSP20-04 | 377 | 74111 | 5105089897 | Tritia obsoleta | 1 | |
| Upper Harbor (Area 1) | 125 | 9/22/2020 | 04 | 533 | S-125-20FSP20-04 | 381 | 66600 | 5001409898 | Leitoscoloplos robustus | 12 | |
| Upper Harbor (Area 1) | 125 | 9/22/2020 | 04 | 533 | S-125-20FSP20-04 | 393 | 65266 | 5001139798 | Hypereteone heteropoda | 4 | |
| Upper Harbor (Area 1) | 125 | 9/22/2020 | 04 | 533 | S-125-20FSP20-04 | 411 | 66653 | 5001409899 | Leitoscoloplos sp. | 36 | |
| Upper Harbor (Area 1) | 125 | 9/22/2020 | 04 | 533 | S-125-20FSP20-04 | 466 | 68422 | 5004000000 | Oligochaeta | 31 | |
| Upper Harbor (Area 1) | 125 | 9/22/2020 | 04 | 533 | S-125-20FSP20-04 | 678 | 90790 | 6154040110 | Leucon americanus | 12 | |
| Upper Harbor (Area 1) | 125 | 9/22/2020 | 04 | 533 | S-125-20FSP20-04 | 1116 | 81496 | 5515471101 | Mercenaria mercenaria | 3 | |
| Upper Harbor (Area 1) | 125 | 9/22/2020 | 04 | 533 | S-125-20FSP20-04 | 1321 | 80959 | 5515250301 | Mulinia lateralis | 37 | |
| Upper Harbor (Area 1) | 125 | 9/22/2020 | 04 | 533 | S-125-20FSP20-04 | 1779 | 67439 | 5001600401 | Mediomastus ambiseta | 8 | |
| Upper Harbor (Area 1) | 125 | 9/22/2020 | 04 | 533 | S-125-20FSP20-04 | 1784 | 67438 | 5001600499 | Mediomastus sp. | 1 | |
| Upper Harbor (Area 1) | 125 | 9/22/2020 | 04 | 533 | S-125-20FSP20-04 | 1963 | 80711 | 5515140101 | Turtonia minuta | 1 | |
| Upper Harbor (Area 1) | 125 | 9/22/2020 | 04 | 533 | S-125-20FSP20-04 | 2040 | 59490 | 47 | Nematoda | | 1 |
| Upper Harbor (Area 1) | 125 | 9/22/2020 | 04 | 533 | S-125-20FSP20-04 | 2066 | 67116 | 5001500000 | Cirratulidae | 4 | |
| Upper Harbor (Area 1) | 125 | 9/22/2020 | 04 | 533 | S-125-20FSP20-04 | 5806 | 49449 | 370397 | Corymorphidae | 3 | |
| Upper Harbor (Area 1) | 125 | 9/22/2020 | 04 | 533 | S-125-20FSP20-04 | 5842 | | 5002050197 | Polygordius jouinae | 1 | |
| Upper Harbor (Area 1) | 125 | 9/22/2020 | 04 | 533 | S-125-20FSP20-04 | 6161 | 93643 | 6169150998 | Grandidierella japonica | 1 | |
| Upper Harbor (Area 1) | 126 | 9/22/2020 | 02 | 534 | S-126-20FSP20-02 | 88 | 66939 | 5001431801 | Streblospio benedicti | 70 | |
| Upper Harbor (Area 1) | 126 | 9/22/2020 | 02 | 534 | S-126-20FSP20-02 | 91 | 204501 | 5001430498 | Polydora cornuta | 1 | |
| Upper Harbor (Area 1) | 126 | 9/22/2020 | 02 | 534 | S-126-20FSP20-02 | 205 | 81692 | 5517010201 | Mya arenaria | 6 | |
| Upper Harbor (Area 1) | 126 | 9/22/2020 | 02 | 534 | S-126-20FSP20-02 | 247 | 544186 | 6162020798 | Edotia triloba | 1 | |
| Upper Harbor (Area 1) | 126 | 9/22/2020 | 02 | 534 | S-126-20FSP20-02 | 377 | 74111 | 5105089897 | Tritia obsoleta | 11 | |
| Upper Harbor (Area 1) | 126 | 9/22/2020 | 02 | 534 | S-126-20FSP20-02 | 387 | 81511 | 5515471301 | Gemma gemma | 11 | |
| Upper Harbor (Area 1) | 126 | 9/22/2020 | 02 | 534 | S-126-20FSP20-02 | 393 | 65266 | 5001139798 | Hypereteone heteropoda | 2 | |
| Upper Harbor (Area 1) | 126 | 9/22/2020 | 02 | 534 | S-126-20FSP20-02 | 411 | 66653 | 5001409899 | Leitoscoloplos sp. | 7 | |
| Upper Harbor (Area 1) | 126 | 9/22/2020 | 02 | 534 | S-126-20FSP20-02 | 466 | 68422 | 5004000000 | Oligochaeta | 21 | |
| Upper Harbor (Area 1) | 126 | 9/22/2020 | 02 | 534 | S-126-20FSP20-02 | 506 | 66868 | 5001430704 | Spio setosa | 1 | |
| Upper Harbor (Area 1) | 126 | 9/22/2020 | 02 | 534 | S-126-20FSP20-02 | 2040 | 59490 | 47 | Nematoda | | 1 |
| Upper Harbor (Area 1) | 126 | 9/22/2020 | 02 | 534 | S-126-20FSP20-02 | 2066 | 67116 | 5001500000 | Cirratulidae | 4 | |
| Upper Harbor (Area 1) | 126 | 9/22/2020 | 02 | 534 | S-126-20FSP20-02 | 4624 | 67147 | 5001500305 | Tharyx acutus | 7 | |
| Upper Harbor (Area 1) | 126 | 9/22/2020 | 02 | 534 | S-126-20FSP20-02 | 4833 | 67450 | 5001600198 | Capitella jonesi | 19 | |
| Upper Harbor (Area 1) | 126 | 9/22/2020 | 02 | 534 | S-126-20FSP20-02 | 6083 | 67415 | 5001600197 | Capitella capitata complex | 47 | |
| Upper Harbor (Area 1) | 126 | 9/22/2020 | 02 | 534 | S-126-20FSP20-02 | 6430 | | 9300000001 | Unidentified eggs/egg cases | | 1 |
| Upper Harbor (Area 1) | 126 | 9/22/2020 | 03 | 535 | S-126-20FSP20-03 | 87 | 573739 | 5001439798 | Marenzelleria viridis | 1 | |
| Upper Harbor (Area 1) | 126 | 9/22/2020 | 03 | 535 | S-126-20FSP20-03 | 88 | 66939 | 5001431801 | Streblospio benedicti | 864 | |
| Upper Harbor (Area 1) | 126 | 9/22/2020 | 03 | 535 | S-126-20FSP20-03 | 205 | 81692 | 5517010201 | Mya arenaria | 1 | |
| Upper Harbor (Area 1) | 126 | 9/22/2020 | 03 | 535 | S-126-20FSP20-03 | 247 | 544186 | 6162020798 | Edotia triloba | 3 | |
| Upper Harbor (Area 1) | 126 | 9/22/2020 | 03 | 535 | S-126-20FSP20-03 | 252 | 93329 | 6169020108 | Ampelisca abdita | 2 | |
| Upper Harbor (Area 1) | 126 | 9/22/2020 | 03 | 535 | S-126-20FSP20-03 | 377 | 74111 | 5105089897 | Tritia obsoleta | 1 | |

| | | | | | | | | | | |
|---|---|---|---|---|---|---|---|---|---|---|
| Upper Harbor (Area 1) | 126 | 9/22/2020 | 03 | 535 | S-126-20FSP20-03 | 381 | 66600 | 5001409898 | Leitoscoloplos robustus | 10 | |
| Upper Harbor (Area 1) | 126 | 9/22/2020 | 03 | 535 | S-126-20FSP20-03 | 387 | 81511 | 5515471301 | Gemma gemma | 96 | |
| Upper Harbor (Area 1) | 126 | 9/22/2020 | 03 | 535 | S-126-20FSP20-03 | 391 | 67420 | 5001600201 | Heteromastus filiformis | 2 | |
| Upper Harbor (Area 1) | 126 | 9/22/2020 | 03 | 535 | S-126-20FSP20-03 | 393 | 65266 | 5001139798 | Hypereteone heteropoda | 21 | |
| Upper Harbor (Area 1) | 126 | 9/22/2020 | 03 | 535 | S-126-20FSP20-03 | 411 | 66653 | 5001409899 | Leitoscoloplos sp. | 59 | |
| Upper Harbor (Area 1) | 126 | 9/22/2020 | 03 | 535 | S-126-20FSP20-03 | 466 | 68422 | 5004000000 | Oligochaeta | 133 | |
| Upper Harbor (Area 1) | 126 | 9/22/2020 | 03 | 535 | S-126-20FSP20-03 | 506 | 66868 | 5001430704 | Spio setosa | 8 | |
| Upper Harbor (Area 1) | 126 | 9/22/2020 | 03 | 535 | S-126-20FSP20-03 | 550 | 75503 | 5108010134 | Odostomia eburnea | 8 | |
| Upper Harbor (Area 1) | 126 | 9/22/2020 | 03 | 535 | S-126-20FSP20-03 | 558 | 66864 | 5001430799 | Spio sp. | 2 | |
| Upper Harbor (Area 1) | 126 | 9/22/2020 | 03 | 535 | S-126-20FSP20-03 | 1079 | 84195 | 6110 | Ostracoda | 1 | |
| Upper Harbor (Area 1) | 126 | 9/22/2020 | 03 | 535 | S-126-20FSP20-03 | 1321 | 80959 | 5515250301 | Mulinia lateralis | 1 | |
| Upper Harbor (Area 1) | 126 | 9/22/2020 | 03 | 535 | S-126-20FSP20-03 | 1779 | 67439 | 5001600401 | Mediomastus ambiseta | 3 | |
| Upper Harbor (Area 1) | 126 | 9/22/2020 | 03 | 535 | S-126-20FSP20-03 | 2040 | 59490 | 47 | Nematoda | | 1 |
| Upper Harbor (Area 1) | 126 | 9/22/2020 | 03 | 535 | S-126-20FSP20-03 | 2066 | 67116 | 5001500000 | Cirratulidae | 4 | |
| Upper Harbor (Area 1) | 126 | 9/22/2020 | 03 | 535 | S-126-20FSP20-03 | 4624 | 67147 | 5001500305 | Tharyx acutus | 16 | |
| Upper Harbor (Area 1) | 126 | 9/22/2020 | 03 | 535 | S-126-20FSP20-03 | 6161 | 93643 | 6169150998 | Grandidierella japonica | 4 | |
| Upper Harbor (Area 1) | 126 | 9/22/2020 | 03 | 535 | S-126-20FSP20-03 | 6430 | | 9300000001 | Unidentified eggs/egg cases | | 1 |
| Upper Harbor (Area 1) | 128 | 9/22/2020 | 02 | 537 | S-128-20FSP20-02 | 88 | 66939 | 5001431801 | Streblospio benedicti | 79 | |
| Upper Harbor (Area 1) | 128 | 9/22/2020 | 02 | 537 | S-128-20FSP20-02 | 252 | 93329 | 6169020108 | Ampelisca abdita | 10 | |
| Upper Harbor (Area 1) | 128 | 9/22/2020 | 02 | 537 | S-128-20FSP20-02 | 381 | 66600 | 5001409898 | Leitoscoloplos robustus | 1 | |
| Upper Harbor (Area 1) | 128 | 9/22/2020 | 02 | 537 | S-128-20FSP20-02 | 387 | 81511 | 5515471301 | Gemma gemma | 3 | |
| Upper Harbor (Area 1) | 128 | 9/22/2020 | 02 | 537 | S-128-20FSP20-02 | 393 | 65266 | 5001139798 | Hypereteone heteropoda | 7 | |
| Upper Harbor (Area 1) | 128 | 9/22/2020 | 02 | 537 | S-128-20FSP20-02 | 411 | 66653 | 5001409899 | Leitoscoloplos sp. | 41 | |
| Upper Harbor (Area 1) | 128 | 9/22/2020 | 02 | 537 | S-128-20FSP20-02 | 466 | 68422 | 5004000000 | Oligochaeta | 74 | |
| Upper Harbor (Area 1) | 128 | 9/22/2020 | 02 | 537 | S-128-20FSP20-02 | 644 | 65478 | 5001210202 | Microphthalmus aberrans | 1 | |
| Upper Harbor (Area 1) | 128 | 9/22/2020 | 02 | 537 | S-128-20FSP20-02 | 651 | 65917 | 5001249798 | Alitta succinea | 1 | |
| Upper Harbor (Area 1) | 128 | 9/22/2020 | 02 | 537 | S-128-20FSP20-02 | 678 | 90790 | 6154040110 | Leucon americanus | 34 | |
| Upper Harbor (Area 1) | 128 | 9/22/2020 | 02 | 537 | S-128-20FSP20-02 | 1321 | 80959 | 5515250301 | Mulinia lateralis | 137 | |
| Upper Harbor (Area 1) | 128 | 9/22/2020 | 02 | 537 | S-128-20FSP20-02 | 1779 | 67439 | 5001600401 | Mediomastus ambiseta | 36 | |
| Upper Harbor (Area 1) | 128 | 9/22/2020 | 02 | 537 | S-128-20FSP20-02 | 2040 | 59490 | 47 | Nematoda | | 1 |
| Upper Harbor (Area 1) | 128 | 9/22/2020 | 02 | 537 | S-128-20FSP20-02 | 3580 | 76083 | 5110019898 | Japonactaeon punctostriatus | 2 | |
| Upper Harbor (Area 1) | 128 | 9/22/2020 | 02 | 537 | S-128-20FSP20-02 | 4519 | 66132 | 5001280104 | Glycinde solitaria | 1 | |
| Upper Harbor (Area 1) | 128 | 9/22/2020 | 02 | 537 | S-128-20FSP20-02 | 5806 | 49449 | 370397 | Corymorphidae | 9 | |
| Upper Harbor (Area 1) | 128 | 9/22/2020 | 03 | 538 | S-128-20FSP20-03 | 69 | 66028 | 5001250115 | Nephtys incisa | 1 | |
| Upper Harbor (Area 1) | 128 | 9/22/2020 | 03 | 538 | S-128-20FSP20-03 | 88 | 66939 | 5001431801 | Streblospio benedicti | 27 | |
| Upper Harbor (Area 1) | 128 | 9/22/2020 | 03 | 538 | S-128-20FSP20-03 | 91 | 204501 | 5001430498 | Polydora cornuta | 1 | |
| Upper Harbor (Area 1) | 128 | 9/22/2020 | 03 | 538 | S-128-20FSP20-03 | 252 | 93329 | 6169020108 | Ampelisca abdita | 4 | |
| Upper Harbor (Area 1) | 128 | 9/22/2020 | 03 | 538 | S-128-20FSP20-03 | 381 | 66600 | 5001409898 | Leitoscoloplos robustus | 3 | |
| Upper Harbor (Area 1) | 128 | 9/22/2020 | 03 | 538 | S-128-20FSP20-03 | 393 | 65266 | 5001139798 | Hypereteone heteropoda | 2 | |
| Upper Harbor (Area 1) | 128 | 9/22/2020 | 03 | 538 | S-128-20FSP20-03 | 411 | 66653 | 5001409899 | Leitoscoloplos sp. | 28 | |
| Upper Harbor (Area 1) | 128 | 9/22/2020 | 03 | 538 | S-128-20FSP20-03 | 466 | 68422 | 5004000000 | Oligochaeta | 60 | |

| | | | | | | | | | | |
|---|---|---|---|---|---|---|---|---|---|---|
| Upper Harbor (Area 1) | 128 | 9/22/2020 | 03 | 538 | S-128-20FSP20-03 | 644 | 65478 | 5001210202 | Microphthalmus aberrans | 3 | |
| Upper Harbor (Area 1) | 128 | 9/22/2020 | 03 | 538 | S-128-20FSP20-03 | 678 | 90790 | 6154040110 | Leucon americanus | 3 | |
| Upper Harbor (Area 1) | 128 | 9/22/2020 | 03 | 538 | S-128-20FSP20-03 | 770 | 67709 | 5001660302 | Pectinaria gouldii | 1 | |
| Upper Harbor (Area 1) | 128 | 9/22/2020 | 03 | 538 | S-128-20FSP20-03 | 1321 | 80959 | 5515250301 | Mulinia lateralis | 129 | |
| Upper Harbor (Area 1) | 128 | 9/22/2020 | 03 | 538 | S-128-20FSP20-03 | 1779 | 67439 | 5001600401 | Mediomastus ambiseta | 26 | |
| Upper Harbor (Area 1) | 128 | 9/22/2020 | 03 | 538 | S-128-20FSP20-03 | 1784 | 67438 | 5001600499 | Mediomastus sp. | 2 | |
| Upper Harbor (Area 1) | 128 | 9/22/2020 | 03 | 538 | S-128-20FSP20-03 | 2040 | 59490 | 47 | Nematoda | | 1 |
| Upper Harbor (Area 1) | 128 | 9/22/2020 | 03 | 538 | S-128-20FSP20-03 | 4519 | 66132 | 5001280104 | Glycinde solitaria | 2 | |
| Upper Harbor (Area 1) | 128 | 9/22/2020 | 03 | 538 | S-128-20FSP20-03 | 6161 | 93643 | 6169150998 | Grandidierella japonica | 3 | |
| Upper Harbor (Area 1) | 131 | 9/22/2020 | 02 | 543 | S-131-20FSP20-02 | 88 | 66939 | 5001431801 | Streblospio benedicti | 89 | |
| Upper Harbor (Area 1) | 131 | 9/22/2020 | 02 | 543 | S-131-20FSP20-02 | 91 | 204501 | 5001430498 | Polydora cornuta | 1 | |
| Upper Harbor (Area 1) | 131 | 9/22/2020 | 02 | 543 | S-131-20FSP20-02 | 252 | 93329 | 6169020108 | Ampelisca abdita | 16 | |
| Upper Harbor (Area 1) | 131 | 9/22/2020 | 02 | 543 | S-131-20FSP20-02 | 381 | 66600 | 5001409898 | Leitoscoloplos robustus | 22 | |
| Upper Harbor (Area 1) | 131 | 9/22/2020 | 02 | 543 | S-131-20FSP20-02 | 391 | 67420 | 5001600201 | Heteromastus filiformis | 2 | |
| Upper Harbor (Area 1) | 131 | 9/22/2020 | 02 | 543 | S-131-20FSP20-02 | 393 | 65266 | 5001139798 | Hypereteone heteropoda | 1 | |
| Upper Harbor (Area 1) | 131 | 9/22/2020 | 02 | 543 | S-131-20FSP20-02 | 411 | 66653 | 5001409899 | Leitoscoloplos sp. | 44 | |
| Upper Harbor (Area 1) | 131 | 9/22/2020 | 02 | 543 | S-131-20FSP20-02 | 466 | 68422 | 5004000000 | Oligochaeta | 14 | |
| Upper Harbor (Area 1) | 131 | 9/22/2020 | 02 | 543 | S-131-20FSP20-02 | 678 | 90790 | 6154040110 | Leucon americanus | 22 | |
| Upper Harbor (Area 1) | 131 | 9/22/2020 | 02 | 543 | S-131-20FSP20-02 | 770 | 67709 | 5001660302 | Pectinaria gouldii | 1 | |
| Upper Harbor (Area 1) | 131 | 9/22/2020 | 02 | 543 | S-131-20FSP20-02 | 1116 | 81496 | 5515471101 | Mercenaria mercenaria | 1 | |
| Upper Harbor (Area 1) | 131 | 9/22/2020 | 02 | 543 | S-131-20FSP20-02 | 1321 | 80959 | 5515250301 | Mulinia lateralis | 115 | |
| Upper Harbor (Area 1) | 131 | 9/22/2020 | 02 | 543 | S-131-20FSP20-02 | 1779 | 67439 | 5001600401 | Mediomastus ambiseta | 21 | |
| Upper Harbor (Area 1) | 131 | 9/22/2020 | 02 | 543 | S-131-20FSP20-02 | 1784 | 67438 | 5001600499 | Mediomastus sp. | 1 | |
| Upper Harbor (Area 1) | 131 | 9/22/2020 | 02 | 543 | S-131-20FSP20-02 | 2040 | 59490 | 47 | Nematoda | | 1 |
| Upper Harbor (Area 1) | 131 | 9/22/2020 | 02 | 543 | S-131-20FSP20-02 | 2079 | 68076 | 500170 | Sabellidae | 1 | |
| Upper Harbor (Area 1) | 131 | 9/22/2020 | 02 | 543 | S-131-20FSP20-02 | 3492 | 67440 | 5001600402 | Mediomastus californiensis | 1 | |
| Upper Harbor (Area 1) | 131 | 9/22/2020 | 02 | 543 | S-131-20FSP20-02 | 4519 | 66132 | 5001280104 | Glycinde solitaria | 1 | |
| Upper Harbor (Area 1) | 131 | 9/22/2020 | 02 | 543 | S-131-20FSP20-02 | 4609 | 65470 | 5001210103 | Gyptis vittata | 3 | |
| Upper Harbor (Area 1) | 131 | 9/22/2020 | 02 | 543 | S-131-20FSP20-02 | 4629 | 81055 | 5515319698 | Macoploma tenta | 1 | |
| Upper Harbor (Area 1) | 131 | 9/22/2020 | 02 | 543 | S-131-20FSP20-02 | 5806 | 49449 | 370397 | Corymorphidae | 1 | |
| Upper Harbor (Area 1) | 131 | 9/22/2020 | 03 | 544 | S-131-20FSP20-03 | 88 | 66939 | 5001431801 | Streblospio benedicti | 31 | |
| Upper Harbor (Area 1) | 131 | 9/22/2020 | 03 | 544 | S-131-20FSP20-03 | 252 | 93329 | 6169020108 | Ampelisca abdita | 18 | |
| Upper Harbor (Area 1) | 131 | 9/22/2020 | 03 | 544 | S-131-20FSP20-03 | 381 | 66600 | 5001409898 | Leitoscoloplos robustus | 9 | |
| Upper Harbor (Area 1) | 131 | 9/22/2020 | 03 | 544 | S-131-20FSP20-03 | 387 | 81511 | 5515471301 | Gemma gemma | 4 | |
| Upper Harbor (Area 1) | 131 | 9/22/2020 | 03 | 544 | S-131-20FSP20-03 | 393 | 65266 | 5001139798 | Hypereteone heteropoda | 3 | |
| Upper Harbor (Area 1) | 131 | 9/22/2020 | 03 | 544 | S-131-20FSP20-03 | 411 | 66653 | 5001409899 | Leitoscoloplos sp. | 26 | |
| Upper Harbor (Area 1) | 131 | 9/22/2020 | 03 | 544 | S-131-20FSP20-03 | 466 | 68422 | 5004000000 | Oligochaeta | 17 | |
| Upper Harbor (Area 1) | 131 | 9/22/2020 | 03 | 544 | S-131-20FSP20-03 | 502 | 68159 | 5001719898 | Fabricia stellaris | 1 | |
| Upper Harbor (Area 1) | 131 | 9/22/2020 | 03 | 544 | S-131-20FSP20-03 | 678 | 90790 | 6154040110 | Leucon americanus | 16 | |
| Upper Harbor (Area 1) | 131 | 9/22/2020 | 03 | 544 | S-131-20FSP20-03 | 1321 | 80959 | 5515250301 | Mulinia lateralis | 45 | |
| Upper Harbor (Area 1) | 131 | 9/22/2020 | 03 | 544 | S-131-20FSP20-03 | 1779 | 67439 | 5001600401 | Mediomastus ambiseta | 16 | |

| | | | | | | | | | | |
|---|---|---|---|---|---|---|---|---|---|---|
| Upper Harbor (Area 1) | 131 | 9/22/2020 03 | 544 | S-131-20FSP20-03 | 1784 | 67438 | 5001600499 | Mediomastus sp. | 1 | |
| Upper Harbor (Area 1) | 131 | 9/22/2020 03 | 544 | S-131-20FSP20-03 | 3580 | 76083 | 5110019898 | Japonactaeon punctostriatus | 1 | |
| Upper Harbor (Area 1) | 131 | 9/22/2020 03 | 544 | S-131-20FSP20-03 | 4519 | 66132 | 5001280104 | Glycinde solitaria | 1 | |
| Upper Harbor (Area 1) | 131 | 9/22/2020 03 | 544 | S-131-20FSP20-03 | 4609 | 65470 | 5001210103 | Gyptis vittata | 6 | |
| Upper Harbor (Area 1) | 131 | 9/22/2020 03 | 544 | S-131-20FSP20-03 | 4629 | 81055 | 5515319698 | Macoploma tenta | 1 | |
| Upper Harbor (Area 1) | 134 | 9/22/2020 02 | 546 | S-134-20FSP20-02 | 88 | 66939 | 5001431801 | Streblospio benedicti | 106 | |
| Upper Harbor (Area 1) | 134 | 9/22/2020 02 | 546 | S-134-20FSP20-02 | 247 | 544186 | 6162020798 | Edotia triloba | 1 | |
| Upper Harbor (Area 1) | 134 | 9/22/2020 02 | 546 | S-134-20FSP20-02 | 252 | 93329 | 6169020108 | Ampelisca abdita | 14 | |
| Upper Harbor (Area 1) | 134 | 9/22/2020 02 | 546 | S-134-20FSP20-02 | 381 | 66600 | 5001409898 | Leitoscoloplos robustus | 3 | |
| Upper Harbor (Area 1) | 134 | 9/22/2020 02 | 546 | S-134-20FSP20-02 | 387 | 81511 | 5515471301 | Gemma gemma | 11 | |
| Upper Harbor (Area 1) | 134 | 9/22/2020 02 | 546 | S-134-20FSP20-02 | 393 | 65266 | 5001139798 | Hypereteone heteropoda | 1 | |
| Upper Harbor (Area 1) | 134 | 9/22/2020 02 | 546 | S-134-20FSP20-02 | 411 | 66653 | 5001409899 | Leitoscoloplos sp. | 66 | |
| Upper Harbor (Area 1) | 134 | 9/22/2020 02 | 546 | S-134-20FSP20-02 | 450 | 66106 | 5001270104 | Glycera americana | 1 | |
| Upper Harbor (Area 1) | 134 | 9/22/2020 02 | 546 | S-134-20FSP20-02 | 462 | 57411 | 4300000000 | Nemertea | 1 | |
| Upper Harbor (Area 1) | 134 | 9/22/2020 02 | 546 | S-134-20FSP20-02 | 466 | 68422 | 5004000000 | Oligochaeta | 41 | |
| Upper Harbor (Area 1) | 134 | 9/22/2020 02 | 546 | S-134-20FSP20-02 | 651 | 65917 | 5001249798 | Alitta succinea | 1 | |
| Upper Harbor (Area 1) | 134 | 9/22/2020 02 | 546 | S-134-20FSP20-02 | 678 | 90790 | 6154040110 | Leucon americanus | 18 | |
| Upper Harbor (Area 1) | 134 | 9/22/2020 02 | 546 | S-134-20FSP20-02 | 1199 | 65477 | 5001210201 | Microphthalmus sczelkowii | 1 | |
| Upper Harbor (Area 1) | 134 | 9/22/2020 02 | 546 | S-134-20FSP20-02 | 1321 | 80959 | 5515250301 | Mulinia lateralis | 789 | |
| Upper Harbor (Area 1) | 134 | 9/22/2020 02 | 546 | S-134-20FSP20-02 | 1779 | 67439 | 5001600401 | Mediomastus ambiseta | 68 | |
| Upper Harbor (Area 1) | 134 | 9/22/2020 02 | 546 | S-134-20FSP20-02 | 1784 | 67438 | 5001600499 | Mediomastus sp. | 4 | |
| Upper Harbor (Area 1) | 134 | 9/22/2020 02 | 546 | S-134-20FSP20-02 | 2040 | 59490 | 47 | Nematoda | | 1 |
| Upper Harbor (Area 1) | 134 | 9/22/2020 02 | 546 | S-134-20FSP20-02 | 3580 | 76083 | 5110019898 | Japonactaeon punctostriatus | 1 | |
| Upper Harbor (Area 1) | 134 | 9/22/2020 02 | 546 | S-134-20FSP20-02 | 4519 | 66132 | 5001280104 | Glycinde solitaria | 4 | |
| Upper Harbor (Area 1) | 134 | 9/22/2020 02 | 546 | S-134-20FSP20-02 | 4609 | 65470 | 5001210103 | Gyptis vittata | 1 | |
| Upper Harbor (Area 1) | 134 | 9/22/2020 02 | 546 | S-134-20FSP20-02 | 5806 | 49449 | 370397 | Corymorphidae | 2 | |
| Upper Harbor (Area 1) | 134 | 9/22/2020 02 | 546 | S-134-20FSP20-02 | 6161 | 93643 | 6169150998 | Grandidierella japonica | 1 | |
| Upper Harbor (Area 1) | 134 | 9/22/2020 02 | 546 | S-134-20FSP20-02 | 6430 | | 9300000001 | Unidentified eggs/egg cases | | 1 |
| Upper Harbor (Area 1) | 134 | 9/22/2020 03 | 547 | S-134-20FSP20-03 | 88 | 66939 | 5001431801 | Streblospio benedicti | 62 | |
| Upper Harbor (Area 1) | 134 | 9/22/2020 03 | 547 | S-134-20FSP20-03 | 252 | 93329 | 6169020108 | Ampelisca abdita | 3 | |
| Upper Harbor (Area 1) | 134 | 9/22/2020 03 | 547 | S-134-20FSP20-03 | 381 | 66600 | 5001409898 | Leitoscoloplos robustus | 6 | |
| Upper Harbor (Area 1) | 134 | 9/22/2020 03 | 547 | S-134-20FSP20-03 | 387 | 81511 | 5515471301 | Gemma gemma | 1 | |
| Upper Harbor (Area 1) | 134 | 9/22/2020 03 | 547 | S-134-20FSP20-03 | 393 | 65266 | 5001139798 | Hypereteone heteropoda | 7 | |
| Upper Harbor (Area 1) | 134 | 9/22/2020 03 | 547 | S-134-20FSP20-03 | 411 | 66653 | 5001409899 | Leitoscoloplos sp. | 64 | |
| Upper Harbor (Area 1) | 134 | 9/22/2020 03 | 547 | S-134-20FSP20-03 | 462 | 57411 | 4300000000 | Nemertea | 1 | |
| Upper Harbor (Area 1) | 134 | 9/22/2020 03 | 547 | S-134-20FSP20-03 | 466 | 68422 | 5004000000 | Oligochaeta | 76 | |
| Upper Harbor (Area 1) | 134 | 9/22/2020 03 | 547 | S-134-20FSP20-03 | 641 | 65267 | 5001139797 | Hypereteone lactea | 1 | |
| Upper Harbor (Area 1) | 134 | 9/22/2020 03 | 547 | S-134-20FSP20-03 | 678 | 90790 | 6154040110 | Leucon americanus | 1 | |
| Upper Harbor (Area 1) | 134 | 9/22/2020 03 | 547 | S-134-20FSP20-03 | 1321 | 80959 | 5515250301 | Mulinia lateralis | 705 | |
| Upper Harbor (Area 1) | 134 | 9/22/2020 03 | 547 | S-134-20FSP20-03 | 1779 | 67439 | 5001600401 | Mediomastus ambiseta | 55 | |
| Upper Harbor (Area 1) | 134 | 9/22/2020 03 | 547 | S-134-20FSP20-03 | 1784 | 67438 | 5001600499 | Mediomastus sp. | 11 | |

| | | | | | | | | | | |
|---|---|---|---|---|---|---|---|---|---|---|
| Upper Harbor (Area 1) | 134 | 9/22/2020 | 03 | 547 | S-134-20FSP20-03 | 2040 | 59490 | 47 | Nematoda | 1 |
| Upper Harbor (Area 1) | 134 | 9/22/2020 | 03 | 547 | S-134-20FSP20-03 | 3580 | 76083 | 5110019898 | Japonactaeon punctostriatus | 3 |
| Upper Harbor (Area 1) | 134 | 9/22/2020 | 03 | 547 | S-134-20FSP20-03 | 4519 | 66132 | 5001280104 | Glycinde solitaria | 3 |
| Upper Harbor (Area 1) | 134 | 9/22/2020 | 03 | 547 | S-134-20FSP20-03 | 4609 | 65470 | 5001210103 | Gyptis vittata | 2 |
| Upper Harbor (Area 1) | 134 | 9/22/2020 | 03 | 547 | S-134-20FSP20-03 | 4624 | 67147 | 5001500305 | Tharyx acutus | 1 |
| Upper Harbor (Area 1) | 134 | 9/22/2020 | 03 | 547 | S-134-20FSP20-03 | 4629 | 81055 | 5515319698 | Macoploma tenta | 1 |
| Upper Harbor (Area 1) | 134 | 9/22/2020 | 03 | 547 | S-134-20FSP20-03 | 4909 | 66054 | 5001250298 | Micronephthys neotena | 1 |
| Upper Harbor (Area 1) | 135 | 9/22/2020 | 02 | 549 | S-135-20FSP20-02 | 88 | 66939 | 5001431801 | Streblospio benedicti | 11 |
| Upper Harbor (Area 1) | 135 | 9/22/2020 | 02 | 549 | S-135-20FSP20-02 | 91 | 204501 | 5001430498 | Polydora cornuta | 21 |
| Upper Harbor (Area 1) | 135 | 9/22/2020 | 02 | 549 | S-135-20FSP20-02 | 149 | 72623 | 5103640204 | Crepidula fornicata | 1 |
| Upper Harbor (Area 1) | 135 | 9/22/2020 | 02 | 549 | S-135-20FSP20-02 | 247 | 544186 | 6162020798 | Edotia triloba | 2 |
| Upper Harbor (Area 1) | 135 | 9/22/2020 | 02 | 549 | S-135-20FSP20-02 | 381 | 66600 | 5001409898 | Leitoscoloplos robustus | 4 |
| Upper Harbor (Area 1) | 135 | 9/22/2020 | 02 | 549 | S-135-20FSP20-02 | 387 | 81511 | 5515471301 | Gemma gemma | 258 |
| Upper Harbor (Area 1) | 135 | 9/22/2020 | 02 | 549 | S-135-20FSP20-02 | 393 | 65266 | 5001139798 | Hypereteone heteropoda | 16 |
| Upper Harbor (Area 1) | 135 | 9/22/2020 | 02 | 549 | S-135-20FSP20-02 | 411 | 66653 | 5001409899 | Leitoscoloplos sp. | 13 |
| Upper Harbor (Area 1) | 135 | 9/22/2020 | 02 | 549 | S-135-20FSP20-02 | 466 | 68422 | 5004000000 | Oligochaeta | 128 |
| Upper Harbor (Area 1) | 135 | 9/22/2020 | 02 | 549 | S-135-20FSP20-02 | 506 | 66868 | 5001430704 | Spio setosa | 15 |
| Upper Harbor (Area 1) | 135 | 9/22/2020 | 02 | 549 | S-135-20FSP20-02 | 550 | 75503 | 5108010134 | Odostomia eburnea | 13 |
| Upper Harbor (Area 1) | 135 | 9/22/2020 | 02 | 549 | S-135-20FSP20-02 | 558 | 66864 | 5001430799 | Spio sp. | 3 |
| Upper Harbor (Area 1) | 135 | 9/22/2020 | 02 | 549 | S-135-20FSP20-02 | 770 | 67709 | 5001660302 | Pectinaria gouldii | 2 |
| Upper Harbor (Area 1) | 135 | 9/22/2020 | 02 | 549 | S-135-20FSP20-02 | 1116 | 81496 | 5515471101 | Mercenaria mercenaria | 1 |
| Upper Harbor (Area 1) | 135 | 9/22/2020 | 02 | 549 | S-135-20FSP20-02 | 1199 | 65477 | 5001210201 | Microphthalmus sczelkowii | 1 |
| Upper Harbor (Area 1) | 135 | 9/22/2020 | 02 | 549 | S-135-20FSP20-02 | 1321 | 80959 | 5515250301 | Mulinia lateralis | 3 |
| Upper Harbor (Area 1) | 135 | 9/22/2020 | 02 | 549 | S-135-20FSP20-02 | 1779 | 67439 | 5001600401 | Mediomastus ambiseta | 8 |
| Upper Harbor (Area 1) | 135 | 9/22/2020 | 02 | 549 | S-135-20FSP20-02 | 1784 | 67438 | 5001600499 | Mediomastus sp. | 1 |
| Upper Harbor (Area 1) | 135 | 9/22/2020 | 02 | 549 | S-135-20FSP20-02 | 2040 | 59490 | 47 | Nematoda | 1 |
| Upper Harbor (Area 1) | 135 | 9/22/2020 | 02 | 549 | S-135-20FSP20-02 | 2071 | 65870 | 500124 | Nereididae | 2 |
| Upper Harbor (Area 1) | 135 | 9/22/2020 | 02 | 549 | S-135-20FSP20-02 | 4624 | 67147 | 5001500305 | Tharyx acutus | 12 |
| Upper Harbor (Area 1) | 135 | 9/22/2020 | 02 | 549 | S-135-20FSP20-02 | 5824 | 80797 | 551519 | Astartidae | 1 |
| Upper Harbor (Area 1) | 135 | 9/22/2020 | 02 | 549 | S-135-20FSP20-02 | 6083 | 67415 | 5001600197 | Capitella capitata complex | 6 |
| Upper Harbor (Area 1) | 135 | 9/22/2020 | 02 | 549 | S-135-20FSP20-02 | 6430 | | 9300000001 | Unidentified eggs/egg cases | 1 |
| Upper Harbor (Area 1) | 135 | 9/22/2020 | 03 | 550 | S-135-20FSP20-03 | 88 | 66939 | 5001431801 | Streblospio benedicti | 691 |
| Upper Harbor (Area 1) | 135 | 9/22/2020 | 03 | 550 | S-135-20FSP20-03 | 91 | 204501 | 5001430498 | Polydora cornuta | 6 |
| Upper Harbor (Area 1) | 135 | 9/22/2020 | 03 | 550 | S-135-20FSP20-03 | 252 | 93329 | 6169020108 | Ampelisca abdita | 4 |
| Upper Harbor (Area 1) | 135 | 9/22/2020 | 03 | 550 | S-135-20FSP20-03 | 381 | 66600 | 5001409898 | Leitoscoloplos robustus | 11 |
| Upper Harbor (Area 1) | 135 | 9/22/2020 | 03 | 550 | S-135-20FSP20-03 | 387 | 81511 | 5515471301 | Gemma gemma | 44 |
| Upper Harbor (Area 1) | 135 | 9/22/2020 | 03 | 550 | S-135-20FSP20-03 | 391 | 67420 | 5001600201 | Heteromastus filiformis | 2 |
| Upper Harbor (Area 1) | 135 | 9/22/2020 | 03 | 550 | S-135-20FSP20-03 | 393 | 65266 | 5001139798 | Hypereteone heteropoda | 12 |
| Upper Harbor (Area 1) | 135 | 9/22/2020 | 03 | 550 | S-135-20FSP20-03 | 411 | 66653 | 5001409899 | Leitoscoloplos sp. | 43 |
| Upper Harbor (Area 1) | 135 | 9/22/2020 | 03 | 550 | S-135-20FSP20-03 | 466 | 68422 | 5004000000 | Oligochaeta | 46 |
| Upper Harbor (Area 1) | 135 | 9/22/2020 | 03 | 550 | S-135-20FSP20-03 | 506 | 66868 | 5001430704 | Spio setosa | 2 |

| | | | | | | | | | | |
|---|---|---|---|---|---|---|---|---|---|---|
| Upper Harbor (Area 1) | 135 | 9/22/2020 | 03 | 550 | S-135-20FSP20-03 | 642 | 65366 | 5001130108 | Phyllodoce arenae | 1 | |
| Upper Harbor (Area 1) | 135 | 9/22/2020 | 03 | 550 | S-135-20FSP20-03 | 1116 | 81496 | 5515471101 | Mercenaria mercenaria | 1 | |
| Upper Harbor (Area 1) | 135 | 9/22/2020 | 03 | 550 | S-135-20FSP20-03 | 1240 | 75995 | 5108019895 | Fargoa bartschi | 1 | |
| Upper Harbor (Area 1) | 135 | 9/22/2020 | 03 | 550 | S-135-20FSP20-03 | 1321 | 80959 | 5515250301 | Mulinia lateralis | 6 | |
| Upper Harbor (Area 1) | 135 | 9/22/2020 | 03 | 550 | S-135-20FSP20-03 | 1779 | 67439 | 5001600401 | Mediomastus ambiseta | 9 | |
| Upper Harbor (Area 1) | 135 | 9/22/2020 | 03 | 550 | S-135-20FSP20-03 | 1784 | 67438 | 5001600499 | Mediomastus sp. | 2 | |
| Upper Harbor (Area 1) | 135 | 9/22/2020 | 03 | 550 | S-135-20FSP20-03 | 2040 | 59490 | 47 | Nematoda | | 1 |
| Upper Harbor (Area 1) | 135 | 9/22/2020 | 03 | 550 | S-135-20FSP20-03 | 2066 | 67116 | 5001500000 | Cirratulidae | 4 | |
| Upper Harbor (Area 1) | 135 | 9/22/2020 | 03 | 550 | S-135-20FSP20-03 | 4624 | 67147 | 5001500305 | Tharyx acutus | 15 | |
| Upper Harbor (Area 1) | 135 | 9/22/2020 | 03 | 550 | S-135-20FSP20-03 | 5806 | 49449 | 370397 | Corymorphidae | 4 | |
| Upper Harbor (Area 1) | 135 | 9/22/2020 | 03 | 550 | S-135-20FSP20-03 | 6083 | 67415 | 5001600197 | Capitella capitata complex | 4 | |
| Upper Harbor (Area 1) | 138 | 9/22/2020 | 02 | 552 | S-138-20FSP20-02 | 88 | 66939 | 5001431801 | Streblospio benedicti | 609 | |
| Upper Harbor (Area 1) | 138 | 9/22/2020 | 02 | 552 | S-138-20FSP20-02 | 91 | 204501 | 5001430498 | Polydora cornuta | 2 | |
| Upper Harbor (Area 1) | 138 | 9/22/2020 | 02 | 552 | S-138-20FSP20-02 | 252 | 93329 | 6169020108 | Ampelisca abdita | 4 | |
| Upper Harbor (Area 1) | 138 | 9/22/2020 | 02 | 552 | S-138-20FSP20-02 | 381 | 66600 | 5001409898 | Leitoscoloplos robustus | 4 | |
| Upper Harbor (Area 1) | 138 | 9/22/2020 | 02 | 552 | S-138-20FSP20-02 | 391 | 67420 | 5001600201 | Heteromastus filiformis | 2 | |
| Upper Harbor (Area 1) | 138 | 9/22/2020 | 02 | 552 | S-138-20FSP20-02 | 393 | 65266 | 5001139798 | Hypereteone heteropoda | 19 | |
| Upper Harbor (Area 1) | 138 | 9/22/2020 | 02 | 552 | S-138-20FSP20-02 | 411 | 66653 | 5001409899 | Leitoscoloplos sp. | 121 | |
| Upper Harbor (Area 1) | 138 | 9/22/2020 | 02 | 552 | S-138-20FSP20-02 | 466 | 68422 | 5004000000 | Oligochaeta | 9 | |
| Upper Harbor (Area 1) | 138 | 9/22/2020 | 02 | 552 | S-138-20FSP20-02 | 644 | 65478 | 5001210202 | Microphthalmus aberrans | 3 | |
| Upper Harbor (Area 1) | 138 | 9/22/2020 | 02 | 552 | S-138-20FSP20-02 | 651 | 65917 | 5001249798 | Alitta succinea | 2 | |
| Upper Harbor (Area 1) | 138 | 9/22/2020 | 02 | 552 | S-138-20FSP20-02 | 678 | 90790 | 6154040110 | Leucon americanus | 26 | |
| Upper Harbor (Area 1) | 138 | 9/22/2020 | 02 | 552 | S-138-20FSP20-02 | 1321 | 80959 | 5515250301 | Mulinia lateralis | 2 | |
| Upper Harbor (Area 1) | 138 | 9/22/2020 | 02 | 552 | S-138-20FSP20-02 | 1779 | 67439 | 5001600401 | Mediomastus ambiseta | 4 | |
| Upper Harbor (Area 1) | 138 | 9/22/2020 | 02 | 552 | S-138-20FSP20-02 | 2040 | 59490 | 47 | Nematoda | | 1 |
| Upper Harbor (Area 1) | 138 | 9/22/2020 | 02 | 552 | S-138-20FSP20-02 | 2066 | 67116 | 5001500000 | Cirratulidae | 1 | |
| Upper Harbor (Area 1) | 138 | 9/22/2020 | 02 | 552 | S-138-20FSP20-02 | 4519 | 66132 | 5001280104 | Glycinde solitaria | 2 | |
| Upper Harbor (Area 1) | 138 | 9/22/2020 | 02 | 552 | S-138-20FSP20-02 | 4624 | 67147 | 5001500305 | Tharyx acutus | 10 | |
| Upper Harbor (Area 1) | 138 | 9/22/2020 | 02 | 552 | S-138-20FSP20-02 | 4833 | 67450 | 5001600198 | Capitella jonesi | 5 | |
| Upper Harbor (Area 1) | 138 | 9/22/2020 | 03 | 553 | S-138-20FSP20-03 | 88 | 66939 | 5001431801 | Streblospio benedicti | 48 | |
| Upper Harbor (Area 1) | 138 | 9/22/2020 | 03 | 553 | S-138-20FSP20-03 | 91 | 204501 | 5001430498 | Polydora cornuta | 5 | |
| Upper Harbor (Area 1) | 138 | 9/22/2020 | 03 | 553 | S-138-20FSP20-03 | 252 | 93329 | 6169020108 | Ampelisca abdita | 4 | |
| Upper Harbor (Area 1) | 138 | 9/22/2020 | 03 | 553 | S-138-20FSP20-03 | 377 | 74111 | 5105089897 | Tritia obsoleta | 4 | |
| Upper Harbor (Area 1) | 138 | 9/22/2020 | 03 | 553 | S-138-20FSP20-03 | 381 | 66600 | 5001409898 | Leitoscoloplos robustus | 2 | |
| Upper Harbor (Area 1) | 138 | 9/22/2020 | 03 | 553 | S-138-20FSP20-03 | 393 | 65266 | 5001139798 | Hypereteone heteropoda | 3 | |
| Upper Harbor (Area 1) | 138 | 9/22/2020 | 03 | 553 | S-138-20FSP20-03 | 411 | 66653 | 5001409899 | Leitoscoloplos sp. | 28 | |
| Upper Harbor (Area 1) | 138 | 9/22/2020 | 03 | 553 | S-138-20FSP20-03 | 595 | 155559 | 7805010197 | Amathia gracilis | | 1 |
| Upper Harbor (Area 1) | 138 | 9/22/2020 | 03 | 553 | S-138-20FSP20-03 | 678 | 90790 | 6154040110 | Leucon americanus | 1 | |
| Upper Harbor (Area 1) | 138 | 9/22/2020 | 03 | 553 | S-138-20FSP20-03 | 1321 | 80959 | 5515250301 | Mulinia lateralis | 1 | |
| Upper Harbor (Area 1) | 138 | 9/22/2020 | 03 | 553 | S-138-20FSP20-03 | 2040 | 59490 | 47 | Nematoda | | 1 |
| Upper Harbor (Area 1) | 138 | 9/22/2020 | 03 | 553 | S-138-20FSP20-03 | 3628 | 159557 | 8406030108 | Molgula manhattensis | 1 | |

| | | | | | | | | | | |
|---|---|---|---|---|---|---|---|---|---|---|
| Upper Harbor (Area 1) | 138 | 9/22/2020 | 03 | 553 | S-138-20FSP20-03 | 4624 | 67147 | 5001500305 | Tharyx acutus | 1 | |
| Upper Harbor (Area 1) | 138 | 9/22/2020 | 03 | 553 | S-138-20FSP20-03 | 4833 | 67450 | 5001600198 | Capitella jonesi | 6 | |
| Upper Harbor (Area 1) | 138 | 9/22/2020 | 03 | 553 | S-138-20FSP20-03 | 6083 | 67415 | 5001600197 | Capitella capitata complex | 2 | |
| Upper Harbor (Area 1) | 138 | 9/22/2020 | 03 | 553 | S-138-20FSP20-03 | 6430 | | 9300000001 | Unidentified eggs/egg cases | | 1 |
| Upper Harbor (Area 1) | 138 | 9/22/2020 | 03 | 553 | S-138-20FSP20-03 | 8373653 | 96449 | 6179119999 | Palaemon sp. | 1 | |
| Upper Harbor (Area 1) | 140 | 9/22/2020 | 02 | 558 | S-140-20FSP20-02 | 88 | 66939 | 5001431801 | Streblospio benedicti | 29 | |
| Upper Harbor (Area 1) | 140 | 9/22/2020 | 02 | 558 | S-140-20FSP20-02 | 203 | 81088 | 5515319898 | Ameritella agilis | 1 | |
| Upper Harbor (Area 1) | 140 | 9/22/2020 | 02 | 558 | S-140-20FSP20-02 | 252 | 93329 | 6169020108 | Ampelisca abdita | 2 | |
| Upper Harbor (Area 1) | 140 | 9/22/2020 | 02 | 558 | S-140-20FSP20-02 | 381 | 66600 | 5001409898 | Leitoscoloplos robustus | 2 | |
| Upper Harbor (Area 1) | 140 | 9/22/2020 | 02 | 558 | S-140-20FSP20-02 | 393 | 65266 | 5001139798 | Hypereteone heteropoda | 2 | |
| Upper Harbor (Area 1) | 140 | 9/22/2020 | 02 | 558 | S-140-20FSP20-02 | 411 | 66653 | 5001409899 | Leitoscoloplos sp. | 49 | |
| Upper Harbor (Area 1) | 140 | 9/22/2020 | 02 | 558 | S-140-20FSP20-02 | 466 | 68422 | 5004000000 | Oligochaeta | 13 | |
| Upper Harbor (Area 1) | 140 | 9/22/2020 | 02 | 558 | S-140-20FSP20-02 | 644 | 65478 | 5001210202 | Microphthalmus aberrans | 1 | |
| Upper Harbor (Area 1) | 140 | 9/22/2020 | 02 | 558 | S-140-20FSP20-02 | 678 | 90790 | 6154040110 | Leucon americanus | 6 | |
| Upper Harbor (Area 1) | 140 | 9/22/2020 | 02 | 558 | S-140-20FSP20-02 | 770 | 67709 | 5001660302 | Pectinaria gouldii | 1 | |
| Upper Harbor (Area 1) | 140 | 9/22/2020 | 02 | 558 | S-140-20FSP20-02 | 1118 | 65517 | 5001219798 | Oxydromus obscurus | 3 | |
| Upper Harbor (Area 1) | 140 | 9/22/2020 | 02 | 558 | S-140-20FSP20-02 | 1321 | 80959 | 5515250301 | Mulinia lateralis | 538 | |
| Upper Harbor (Area 1) | 140 | 9/22/2020 | 02 | 558 | S-140-20FSP20-02 | 1779 | 67439 | 5001600401 | Mediomastus ambiseta | 48 | |
| Upper Harbor (Area 1) | 140 | 9/22/2020 | 02 | 558 | S-140-20FSP20-02 | 2040 | 59490 | 47 | Nematoda | | 1 |
| Upper Harbor (Area 1) | 140 | 9/22/2020 | 02 | 558 | S-140-20FSP20-02 | 4519 | 66132 | 5001280104 | Glycinde solitaria | 7 | |
| Upper Harbor (Area 1) | 140 | 9/22/2020 | 02 | 558 | S-140-20FSP20-02 | 5824 | 80797 | 551519 | Astartidae | 1 | |
| Upper Harbor (Area 1) | 140 | 9/22/2020 | 04 | 560 | S-140-20FSP20-04 | 88 | 66939 | 5001431801 | Streblospio benedicti | 6 | |
| Upper Harbor (Area 1) | 140 | 9/22/2020 | 04 | 560 | S-140-20FSP20-04 | 91 | 204501 | 5001430498 | Polydora cornuta | 1 | |
| Upper Harbor (Area 1) | 140 | 9/22/2020 | 04 | 560 | S-140-20FSP20-04 | 252 | 93329 | 6169020108 | Ampelisca abdita | 1 | |
| Upper Harbor (Area 1) | 140 | 9/22/2020 | 04 | 560 | S-140-20FSP20-04 | 377 | 74111 | 5105089897 | Tritia obsoleta | 5 | |
| Upper Harbor (Area 1) | 140 | 9/22/2020 | 04 | 560 | S-140-20FSP20-04 | 381 | 66600 | 5001409898 | Leitoscoloplos robustus | 6 | |
| Upper Harbor (Area 1) | 140 | 9/22/2020 | 04 | 560 | S-140-20FSP20-04 | 393 | 65266 | 5001139798 | Hypereteone heteropoda | 1 | |
| Upper Harbor (Area 1) | 140 | 9/22/2020 | 04 | 560 | S-140-20FSP20-04 | 411 | 66653 | 5001409899 | Leitoscoloplos sp. | 21 | |
| Upper Harbor (Area 1) | 140 | 9/22/2020 | 04 | 560 | S-140-20FSP20-04 | 466 | 68422 | 5004000000 | Oligochaeta | 1 | |
| Upper Harbor (Area 1) | 140 | 9/22/2020 | 04 | 560 | S-140-20FSP20-04 | 600 | 76117 | 5110040103 | Acteocina canaliculata | 1 | |
| Upper Harbor (Area 1) | 140 | 9/22/2020 | 04 | 560 | S-140-20FSP20-04 | 651 | 65917 | 5001249798 | Alitta succinea | 1 | |
| Upper Harbor (Area 1) | 140 | 9/22/2020 | 04 | 560 | S-140-20FSP20-04 | 678 | 90790 | 6154040110 | Leucon americanus | 1 | |
| Upper Harbor (Area 1) | 140 | 9/22/2020 | 04 | 560 | S-140-20FSP20-04 | 770 | 67709 | 5001660302 | Pectinaria gouldii | 2 | |
| Upper Harbor (Area 1) | 140 | 9/22/2020 | 04 | 560 | S-140-20FSP20-04 | 1116 | 81496 | 5515471101 | Mercenaria mercenaria | 1 | |
| Upper Harbor (Area 1) | 140 | 9/22/2020 | 04 | 560 | S-140-20FSP20-04 | 1321 | 80959 | 5515250301 | Mulinia lateralis | 90 | |
| Upper Harbor (Area 1) | 140 | 9/22/2020 | 04 | 560 | S-140-20FSP20-04 | 1779 | 67439 | 5001600401 | Mediomastus ambiseta | 5 | |
| Upper Harbor (Area 1) | 140 | 9/22/2020 | 04 | 560 | S-140-20FSP20-04 | 2040 | 59490 | 47 | Nematoda | | 1 |
| Upper Harbor (Area 1) | 140 | 9/22/2020 | 04 | 560 | S-140-20FSP20-04 | 3580 | 76083 | 5110019898 | Japonactaeon punctostriatus | 1 | |
| Upper Harbor (Area 1) | 140 | 9/22/2020 | 04 | 560 | S-140-20FSP20-04 | 4519 | 66132 | 5001280104 | Glycinde solitaria | 3 | |
| Upper Harbor (Area 1) | 140 | 9/22/2020 | 04 | 560 | S-140-20FSP20-04 | 4609 | 65470 | 5001210103 | Gyptis vittata | 1 | |
| Upper Harbor (Area 1) | 140 | 9/22/2020 | 04 | 560 | S-140-20FSP20-04 | 4624 | 67147 | 5001500305 | Tharyx acutus | 1 | |

| | | | | | | | | | | |
|---|---|---|---|---|---|---|---|---|---|---|
| Upper Harbor (Area 1) | 140 | 9/22/2020 | 04 | 560 | S-140-20FSP20-04 | 6161 | 93643 | 6169150998 | Grandidierella japonica | 1 | |
| Upper Harbor (Area 1) | 130 | 9/23/2020 | 02 | 540 | S-130-20FSP20-02 | 88 | 66939 | 5001431801 | Streblospio benedicti | 71 | |
| Upper Harbor (Area 1) | 130 | 9/23/2020 | 02 | 540 | S-130-20FSP20-02 | 247 | 544186 | 6162020798 | Edotia triloba | 2 | |
| Upper Harbor (Area 1) | 130 | 9/23/2020 | 02 | 540 | S-130-20FSP20-02 | 252 | 93329 | 6169020108 | Ampelisca abdita | 8 | |
| Upper Harbor (Area 1) | 130 | 9/23/2020 | 02 | 540 | S-130-20FSP20-02 | 381 | 66600 | 5001409898 | Leitoscoloplos robustus | 9 | |
| Upper Harbor (Area 1) | 130 | 9/23/2020 | 02 | 540 | S-130-20FSP20-02 | 393 | 65266 | 5001139798 | Hypereteone heteropoda | 9 | |
| Upper Harbor (Area 1) | 130 | 9/23/2020 | 02 | 540 | S-130-20FSP20-02 | 411 | 66653 | 5001409899 | Leitoscoloplos sp. | 96 | |
| Upper Harbor (Area 1) | 130 | 9/23/2020 | 02 | 540 | S-130-20FSP20-02 | 466 | 68422 | 5004000000 | Oligochaeta | 2 | |
| Upper Harbor (Area 1) | 130 | 9/23/2020 | 02 | 540 | S-130-20FSP20-02 | 600 | 76117 | 5110040103 | Acteocina canaliculata | 1 | |
| Upper Harbor (Area 1) | 130 | 9/23/2020 | 02 | 540 | S-130-20FSP20-02 | 644 | 65478 | 5001210202 | Microphthalmus aberrans | 5 | |
| Upper Harbor (Area 1) | 130 | 9/23/2020 | 02 | 540 | S-130-20FSP20-02 | 678 | 90790 | 6154040110 | Leucon americanus | 19 | |
| Upper Harbor (Area 1) | 130 | 9/23/2020 | 02 | 540 | S-130-20FSP20-02 | 1124 | 65476 | 5001210299 | Microphthalmus sp. | 2 | |
| Upper Harbor (Area 1) | 130 | 9/23/2020 | 02 | 540 | S-130-20FSP20-02 | 1321 | 80959 | 5515250301 | Mulinia lateralis | 45 | |
| Upper Harbor (Area 1) | 130 | 9/23/2020 | 02 | 540 | S-130-20FSP20-02 | 1779 | 67439 | 5001600401 | Mediomastus ambiseta | 32 | |
| Upper Harbor (Area 1) | 130 | 9/23/2020 | 02 | 540 | S-130-20FSP20-02 | 1784 | 67438 | 5001600499 | Mediomastus sp. | 2 | |
| Upper Harbor (Area 1) | 130 | 9/23/2020 | 02 | 540 | S-130-20FSP20-02 | 1963 | 80711 | 5515140101 | Turtonia minuta | 1 | |
| Upper Harbor (Area 1) | 130 | 9/23/2020 | 02 | 540 | S-130-20FSP20-02 | 2040 | 59490 | 47 | Nematoda | | 1 |
| Upper Harbor (Area 1) | 130 | 9/23/2020 | 02 | 540 | S-130-20FSP20-02 | 3580 | 76083 | 5110019898 | Japonactaeon punctostriatus | 2 | |
| Upper Harbor (Area 1) | 130 | 9/23/2020 | 02 | 540 | S-130-20FSP20-02 | 4519 | 66132 | 5001280104 | Glycinde solitaria | 2 | |
| Upper Harbor (Area 1) | 130 | 9/23/2020 | 02 | 540 | S-130-20FSP20-02 | 4609 | 65470 | 5001210103 | Gyptis vittata | 3 | |
| Upper Harbor (Area 1) | 130 | 9/23/2020 | 02 | 540 | S-130-20FSP20-02 | 4624 | 67147 | 5001500305 | Tharyx acutus | 2 | |
| Upper Harbor (Area 1) | 130 | 9/23/2020 | 02 | 540 | S-130-20FSP20-02 | 4629 | 81055 | 5515319698 | Macoploma tenta | 1 | |
| Upper Harbor (Area 1) | 130 | 9/23/2020 | 02 | 540 | S-130-20FSP20-02 | 6161 | 93643 | 6169150998 | Grandidierella japonica | 2 | |
| Upper Harbor (Area 1) | 130 | 9/23/2020 | 03 | 541 | S-130-20FSP20-03 | 88 | 66939 | 5001431801 | Streblospio benedicti | 97 | |
| Upper Harbor (Area 1) | 130 | 9/23/2020 | 03 | 541 | S-130-20FSP20-03 | 252 | 93329 | 6169020108 | Ampelisca abdita | 4 | |
| Upper Harbor (Area 1) | 130 | 9/23/2020 | 03 | 541 | S-130-20FSP20-03 | 381 | 66600 | 5001409898 | Leitoscoloplos robustus | 1 | |
| Upper Harbor (Area 1) | 130 | 9/23/2020 | 03 | 541 | S-130-20FSP20-03 | 393 | 65266 | 5001139798 | Hypereteone heteropoda | 2 | |
| Upper Harbor (Area 1) | 130 | 9/23/2020 | 03 | 541 | S-130-20FSP20-03 | 411 | 66653 | 5001409899 | Leitoscoloplos sp. | 83 | |
| Upper Harbor (Area 1) | 130 | 9/23/2020 | 03 | 541 | S-130-20FSP20-03 | 466 | 68422 | 5004000000 | Oligochaeta | 33 | |
| Upper Harbor (Area 1) | 130 | 9/23/2020 | 03 | 541 | S-130-20FSP20-03 | 644 | 65478 | 5001210202 | Microphthalmus aberrans | 2 | |
| Upper Harbor (Area 1) | 130 | 9/23/2020 | 03 | 541 | S-130-20FSP20-03 | 678 | 90790 | 6154040110 | Leucon americanus | 24 | |
| Upper Harbor (Area 1) | 130 | 9/23/2020 | 03 | 541 | S-130-20FSP20-03 | 1321 | 80959 | 5515250301 | Mulinia lateralis | 45 | |
| Upper Harbor (Area 1) | 130 | 9/23/2020 | 03 | 541 | S-130-20FSP20-03 | 1779 | 67439 | 5001600401 | Mediomastus ambiseta | 27 | |
| Upper Harbor (Area 1) | 130 | 9/23/2020 | 03 | 541 | S-130-20FSP20-03 | 1784 | 67438 | 5001600499 | Mediomastus sp. | 5 | |
| Upper Harbor (Area 1) | 130 | 9/23/2020 | 03 | 541 | S-130-20FSP20-03 | 2040 | 59490 | 47 | Nematoda | | 1 |
| Upper Harbor (Area 1) | 130 | 9/23/2020 | 03 | 541 | S-130-20FSP20-03 | 4519 | 66132 | 5001280104 | Glycinde solitaria | 3 | |
| Upper Harbor (Area 1) | 130 | 9/23/2020 | 03 | 541 | S-130-20FSP20-03 | 4624 | 67147 | 5001500305 | Tharyx acutus | 1 | |
| Upper Harbor (Area 1) | 139 | 9/23/2020 | 03 | 556 | S-139-20FSP20-03 | 88 | 66939 | 5001431801 | Streblospio benedicti | 114 | |
| Upper Harbor (Area 1) | 139 | 9/23/2020 | 03 | 556 | S-139-20FSP20-03 | 203 | 81088 | 5515319898 | Ameritella agilis | 1 | |
| Upper Harbor (Area 1) | 139 | 9/23/2020 | 03 | 556 | S-139-20FSP20-03 | 247 | 544186 | 6162020798 | Edotia triloba | 1 | |
| Upper Harbor (Area 1) | 139 | 9/23/2020 | 03 | 556 | S-139-20FSP20-03 | 252 | 93329 | 6169020108 | Ampelisca abdita | 2 | |

| | | | | | | | | | | |
|---|---|---|---|---|---|---|---|---|---|---|
| Upper Harbor (Area 1) | 139 | 9/23/2020 | 03 | 556 | S-139-20FSP20-03 | 381 | 66600 | 5001409898 | Leitoscoloplos robustus | 3 | |
| Upper Harbor (Area 1) | 139 | 9/23/2020 | 03 | 556 | S-139-20FSP20-03 | 411 | 66653 | 5001409899 | Leitoscoloplos sp. | 147 | |
| Upper Harbor (Area 1) | 139 | 9/23/2020 | 03 | 556 | S-139-20FSP20-03 | 460 | 66102 | 5001270199 | Glycera sp. | 1 | |
| Upper Harbor (Area 1) | 139 | 9/23/2020 | 03 | 556 | S-139-20FSP20-03 | 462 | 57411 | 4300000000 | Nemertea | 1 | |
| Upper Harbor (Area 1) | 139 | 9/23/2020 | 03 | 556 | S-139-20FSP20-03 | 466 | 68422 | 5004000000 | Oligochaeta | 111 | |
| Upper Harbor (Area 1) | 139 | 9/23/2020 | 03 | 556 | S-139-20FSP20-03 | 600 | 76117 | 5110040103 | Acteocina canaliculata | 1 | |
| Upper Harbor (Area 1) | 139 | 9/23/2020 | 03 | 556 | S-139-20FSP20-03 | 678 | 90790 | 6154040110 | Leucon americanus | 7 | |
| Upper Harbor (Area 1) | 139 | 9/23/2020 | 03 | 556 | S-139-20FSP20-03 | 1116 | 81496 | 5515471101 | Mercenaria mercenaria | 6 | |
| Upper Harbor (Area 1) | 139 | 9/23/2020 | 03 | 556 | S-139-20FSP20-03 | 1321 | 80959 | 5515250301 | Mulinia lateralis | 300 | |
| Upper Harbor (Area 1) | 139 | 9/23/2020 | 03 | 556 | S-139-20FSP20-03 | 1779 | 67439 | 5001600401 | Mediomastus ambiseta | 53 | |
| Upper Harbor (Area 1) | 139 | 9/23/2020 | 03 | 556 | S-139-20FSP20-03 | 2040 | 59490 | 47 | Nematoda | | 1 |
| Upper Harbor (Area 1) | 139 | 9/23/2020 | 03 | 556 | S-139-20FSP20-03 | 2066 | 67116 | 5001500000 | Cirratulidae | 1 | |
| Upper Harbor (Area 1) | 139 | 9/23/2020 | 03 | 556 | S-139-20FSP20-03 | 4519 | 66132 | 5001280104 | Glycinde solitaria | 5 | |
| Upper Harbor (Area 1) | 139 | 9/23/2020 | 03 | 556 | S-139-20FSP20-03 | 4609 | 65470 | 5001210103 | Gyptis vittata | 6 | |
| Upper Harbor (Area 1) | 139 | 9/23/2020 | 03 | 556 | S-139-20FSP20-03 | 4624 | 67147 | 5001500305 | Tharyx acutus | 1 | |
| Upper Harbor (Area 1) | 139 | 9/23/2020 | 03 | 556 | S-139-20FSP20-03 | 5806 | 49449 | 370397 | Corymorphidae | 1 | |
| Upper Harbor (Area 1) | 139 | 9/23/2020 | 03 | 556 | S-139-20FSP20-03 | 6303 | 65258 | 5001139799 | Hypereteone sp. | 4 | |
| Upper Harbor (Area 1) | 139 | 9/23/2020 | 03 | 556 | S-139-20FSP20-03 | 6430 | | 9300000001 | Unidentified eggs/egg cases | | 1 |
| Upper Harbor (Area 1) | 139 | 9/23/2020 | 04 | 557 | S-139-20FSP20-04 | 88 | 66939 | 5001431801 | Streblospio benedicti | 88 | |
| Upper Harbor (Area 1) | 139 | 9/23/2020 | 04 | 557 | S-139-20FSP20-04 | 252 | 93329 | 6169020108 | Ampelisca abdita | 2 | |
| Upper Harbor (Area 1) | 139 | 9/23/2020 | 04 | 557 | S-139-20FSP20-04 | 381 | 66600 | 5001409898 | Leitoscoloplos robustus | 2 | |
| Upper Harbor (Area 1) | 139 | 9/23/2020 | 04 | 557 | S-139-20FSP20-04 | 393 | 65266 | 5001139798 | Hypereteone heteropoda | 6 | |
| Upper Harbor (Area 1) | 139 | 9/23/2020 | 04 | 557 | S-139-20FSP20-04 | 411 | 66653 | 5001409899 | Leitoscoloplos sp. | 83 | |
| Upper Harbor (Area 1) | 139 | 9/23/2020 | 04 | 557 | S-139-20FSP20-04 | 462 | 57411 | 4300000000 | Nemertea | 2 | |
| Upper Harbor (Area 1) | 139 | 9/23/2020 | 04 | 557 | S-139-20FSP20-04 | 466 | 68422 | 5004000000 | Oligochaeta | 70 | |
| Upper Harbor (Area 1) | 139 | 9/23/2020 | 04 | 557 | S-139-20FSP20-04 | 651 | 65917 | 5001249798 | Alitta succinea | 1 | |
| Upper Harbor (Area 1) | 139 | 9/23/2020 | 04 | 557 | S-139-20FSP20-04 | 678 | 90790 | 6154040110 | Leucon americanus | 11 | |
| Upper Harbor (Area 1) | 139 | 9/23/2020 | 04 | 557 | S-139-20FSP20-04 | 1116 | 81496 | 5515471101 | Mercenaria mercenaria | 3 | |
| Upper Harbor (Area 1) | 139 | 9/23/2020 | 04 | 557 | S-139-20FSP20-04 | 1199 | 65477 | 5001210201 | Microphthalmus sczelkowii | 3 | |
| Upper Harbor (Area 1) | 139 | 9/23/2020 | 04 | 557 | S-139-20FSP20-04 | 1321 | 80959 | 5515250301 | Mulinia lateralis | 262 | |
| Upper Harbor (Area 1) | 139 | 9/23/2020 | 04 | 557 | S-139-20FSP20-04 | 1779 | 67439 | 5001600401 | Mediomastus ambiseta | 58 | |
| Upper Harbor (Area 1) | 139 | 9/23/2020 | 04 | 557 | S-139-20FSP20-04 | 2040 | 59490 | 47 | Nematoda | | 1 |
| Upper Harbor (Area 1) | 139 | 9/23/2020 | 04 | 557 | S-139-20FSP20-04 | 3580 | 76083 | 5110019898 | Japonactaeon punctostriatus | 6 | |
| Upper Harbor (Area 1) | 139 | 9/23/2020 | 04 | 557 | S-139-20FSP20-04 | 4519 | 66132 | 5001280104 | Glycinde solitaria | 10 | |
| Upper Harbor (Area 1) | 139 | 9/23/2020 | 04 | 557 | S-139-20FSP20-04 | 4609 | 65470 | 5001210103 | Gyptis vittata | 1 | |
| Upper Harbor (Area 1) | 139 | 9/23/2020 | 04 | 557 | S-139-20FSP20-04 | 4998 | 65722 | 5001230701 | Exogone dispar | 1 | |
| Upper Harbor (Area 1) | 139 | 9/23/2020 | 04 | 557 | S-139-20FSP20-04 | 5806 | 49449 | 370397 | Corymorphidae | 4 | |
| Upper Harbor (Area 1) | 139 | 9/23/2020 | 04 | 557 | S-139-20FSP20-04 | 6431 | 93606 | 6169159794 | Monocorophium sextonae | 1 | |
| Upper Harbor (Area 1) | 146 | 9/23/2020 | 03 | 562 | S-146-20FSP20-03 | 88 | 66939 | 5001431801 | Streblospio benedicti | 231 | |
| Upper Harbor (Area 1) | 146 | 9/23/2020 | 03 | 562 | S-146-20FSP20-03 | 91 | 204501 | 5001430498 | Polydora cornuta | 3 | |
| Upper Harbor (Area 1) | 146 | 9/23/2020 | 03 | 562 | S-146-20FSP20-03 | 208 | 81926 | 5520050206 | Lyonsia hyalina | 1 | |

| | | | | | | | | | | |
|---|---|---|---|---|---|---|---|---|---|---|
| Upper Harbor (Area 1) | 146 | 9/23/2020 | 03 | 562 | S-146-20FSP20-03 | 252 | 93329 | 6169020108 | Ampelisca abdita | 4 | |
| Upper Harbor (Area 1) | 146 | 9/23/2020 | 03 | 562 | S-146-20FSP20-03 | 381 | 66600 | 5001409898 | Leitoscoloplos robustus | 1 | |
| Upper Harbor (Area 1) | 146 | 9/23/2020 | 03 | 562 | S-146-20FSP20-03 | 391 | 67420 | 5001600201 | Heteromastus filiformis | 1 | |
| Upper Harbor (Area 1) | 146 | 9/23/2020 | 03 | 562 | S-146-20FSP20-03 | 393 | 65266 | 5001139798 | Hypereteone heteropoda | 17 | |
| Upper Harbor (Area 1) | 146 | 9/23/2020 | 03 | 562 | S-146-20FSP20-03 | 411 | 66653 | 5001409899 | Leitoscoloplos sp. | 41 | |
| Upper Harbor (Area 1) | 146 | 9/23/2020 | 03 | 562 | S-146-20FSP20-03 | 462 | 57411 | 4300000000 | Nemertea | 1 | |
| Upper Harbor (Area 1) | 146 | 9/23/2020 | 03 | 562 | S-146-20FSP20-03 | 466 | 68422 | 5004000000 | Oligochaeta | 13 | |
| Upper Harbor (Area 1) | 146 | 9/23/2020 | 03 | 562 | S-146-20FSP20-03 | 651 | 65917 | 5001249798 | Alitta succinea | 1 | |
| Upper Harbor (Area 1) | 146 | 9/23/2020 | 03 | 562 | S-146-20FSP20-03 | 678 | 90790 | 6154040110 | Leucon americanus | 8 | |
| Upper Harbor (Area 1) | 146 | 9/23/2020 | 03 | 562 | S-146-20FSP20-03 | 770 | 67709 | 5001660302 | Pectinaria gouldii | 1 | |
| Upper Harbor (Area 1) | 146 | 9/23/2020 | 03 | 562 | S-146-20FSP20-03 | 1321 | 80959 | 5515250301 | Mulinia lateralis | 54 | |
| Upper Harbor (Area 1) | 146 | 9/23/2020 | 03 | 562 | S-146-20FSP20-03 | 1779 | 67439 | 5001600401 | Mediomastus ambiseta | 81 | |
| Upper Harbor (Area 1) | 146 | 9/23/2020 | 03 | 562 | S-146-20FSP20-03 | 1784 | 67438 | 5001600499 | Mediomastus sp. | 1 | |
| Upper Harbor (Area 1) | 146 | 9/23/2020 | 03 | 562 | S-146-20FSP20-03 | 2040 | 59490 | 47 | Nematoda | | 1 |
| Upper Harbor (Area 1) | 146 | 9/23/2020 | 03 | 562 | S-146-20FSP20-03 | 3580 | 76083 | 5110019898 | Japonactaeon punctostriatus | 5 | |
| Upper Harbor (Area 1) | 146 | 9/23/2020 | 03 | 562 | S-146-20FSP20-03 | 4519 | 66132 | 5001280104 | Glycinde solitaria | 7 | |
| Upper Harbor (Area 1) | 146 | 9/23/2020 | 03 | 562 | S-146-20FSP20-03 | 4609 | 65470 | 5001210103 | Gyptis vittata | 2 | |
| Upper Harbor (Area 1) | 146 | 9/23/2020 | 03 | 562 | S-146-20FSP20-03 | 4624 | 67147 | 5001500305 | Tharyx acutus | 5 | |
| Upper Harbor (Area 1) | 146 | 9/23/2020 | 03 | 562 | S-146-20FSP20-03 | 6083 | 67415 | 5001600197 | Capitella capitata complex | 1 | |
| Upper Harbor (Area 1) | 146 | 9/23/2020 | 03 | 562 | S-146-20FSP20-03 | 6161 | 93643 | 6169150998 | Grandidierella japonica | 1 | |
| Upper Harbor (Area 1) | 146 | 9/23/2020 | 03 | 562 | S-146-20FSP20-03 | 6430 | | 9300000001 | Unidentified eggs/egg cases | | 1 |
| Upper Harbor (Area 1) | 146 | 9/23/2020 | 04 | 563 | S-146-20FSP20-04 | 88 | 66939 | 5001431801 | Streblospio benedicti | 53 | |
| Upper Harbor (Area 1) | 146 | 9/23/2020 | 04 | 563 | S-146-20FSP20-04 | 247 | 544186 | 6162020798 | Edotia triloba | 1 | |
| Upper Harbor (Area 1) | 146 | 9/23/2020 | 04 | 563 | S-146-20FSP20-04 | 252 | 93329 | 6169020108 | Ampelisca abdita | 1 | |
| Upper Harbor (Area 1) | 146 | 9/23/2020 | 04 | 563 | S-146-20FSP20-04 | 381 | 66600 | 5001409898 | Leitoscoloplos robustus | 9 | |
| Upper Harbor (Area 1) | 146 | 9/23/2020 | 04 | 563 | S-146-20FSP20-04 | 387 | 81511 | 5515471301 | Gemma gemma | 5 | |
| Upper Harbor (Area 1) | 146 | 9/23/2020 | 04 | 563 | S-146-20FSP20-04 | 393 | 65266 | 5001139798 | Hypereteone heteropoda | 3 | |
| Upper Harbor (Area 1) | 146 | 9/23/2020 | 04 | 563 | S-146-20FSP20-04 | 411 | 66653 | 5001409899 | Leitoscoloplos sp. | 58 | |
| Upper Harbor (Area 1) | 146 | 9/23/2020 | 04 | 563 | S-146-20FSP20-04 | 466 | 68422 | 5004000000 | Oligochaeta | 7 | |
| Upper Harbor (Area 1) | 146 | 9/23/2020 | 04 | 563 | S-146-20FSP20-04 | 600 | 76117 | 5110040103 | Acteocina canaliculata | 1 | |
| Upper Harbor (Area 1) | 146 | 9/23/2020 | 04 | 563 | S-146-20FSP20-04 | 678 | 90790 | 6154040110 | Leucon americanus | 4 | |
| Upper Harbor (Area 1) | 146 | 9/23/2020 | 04 | 563 | S-146-20FSP20-04 | 770 | 67709 | 5001660302 | Pectinaria gouldii | 1 | |
| Upper Harbor (Area 1) | 146 | 9/23/2020 | 04 | 563 | S-146-20FSP20-04 | 1116 | 81496 | 5515471101 | Mercenaria mercenaria | 15 | |
| Upper Harbor (Area 1) | 146 | 9/23/2020 | 04 | 563 | S-146-20FSP20-04 | 1321 | 80959 | 5515250301 | Mulinia lateralis | 72 | |
| Upper Harbor (Area 1) | 146 | 9/23/2020 | 04 | 563 | S-146-20FSP20-04 | 1779 | 67439 | 5001600401 | Mediomastus ambiseta | 36 | |
| Upper Harbor (Area 1) | 146 | 9/23/2020 | 04 | 563 | S-146-20FSP20-04 | 2040 | 59490 | 47 | Nematoda | | 1 |
| Upper Harbor (Area 1) | 146 | 9/23/2020 | 04 | 563 | S-146-20FSP20-04 | 3580 | 76083 | 5110019898 | Japonactaeon punctostriatus | 4 | |
| Upper Harbor (Area 1) | 146 | 9/23/2020 | 04 | 563 | S-146-20FSP20-04 | 4519 | 66132 | 5001280104 | Glycinde solitaria | 3 | |
| Upper Harbor (Area 1) | 146 | 9/23/2020 | 04 | 563 | S-146-20FSP20-04 | 4624 | 67147 | 5001500305 | Tharyx acutus | 2 | |
| Upper Harbor (Area 1) | 146 | 9/23/2020 | 04 | 563 | S-146-20FSP20-04 | 5806 | 49449 | 370397 | Corymorphidae | 1 | |
| Upper Harbor (Area 1) | 147 | 9/23/2020 | 02 | 564 | S-147-20FSP20-02 | 88 | 66939 | 5001431801 | Streblospio benedicti | 204 | |

| | | | | | | | | | | |
|---|---|---|---|---|---|---|---|---|---|---|
| Upper Harbor (Area 1) | 147 | 9/23/2020 | 02 | 564 | S-147-20FSP20-02 | 91 | 204501 | 5001430498 | Polydora cornuta | 5 | |
| Upper Harbor (Area 1) | 147 | 9/23/2020 | 02 | 564 | S-147-20FSP20-02 | 252 | 93329 | 6169020108 | Ampelisca abdita | 3 | |
| Upper Harbor (Area 1) | 147 | 9/23/2020 | 02 | 564 | S-147-20FSP20-02 | 377 | 74111 | 5105089897 | Tritia obsoleta | 6 | |
| Upper Harbor (Area 1) | 147 | 9/23/2020 | 02 | 564 | S-147-20FSP20-02 | 381 | 66600 | 5001409898 | Leitoscoloplos robustus | 14 | |
| Upper Harbor (Area 1) | 147 | 9/23/2020 | 02 | 564 | S-147-20FSP20-02 | 387 | 81511 | 5515471301 | Gemma gemma | 1 | |
| Upper Harbor (Area 1) | 147 | 9/23/2020 | 02 | 564 | S-147-20FSP20-02 | 393 | 65266 | 5001139798 | Hypereteone heteropoda | 19 | |
| Upper Harbor (Area 1) | 147 | 9/23/2020 | 02 | 564 | S-147-20FSP20-02 | 411 | 66653 | 5001409899 | Leitoscoloplos sp. | 35 | |
| Upper Harbor (Area 1) | 147 | 9/23/2020 | 02 | 564 | S-147-20FSP20-02 | 466 | 68422 | 5004000000 | Oligochaeta | 5 | |
| Upper Harbor (Area 1) | 147 | 9/23/2020 | 02 | 564 | S-147-20FSP20-02 | 678 | 90790 | 6154040110 | Leucon americanus | 1 | |
| Upper Harbor (Area 1) | 147 | 9/23/2020 | 02 | 564 | S-147-20FSP20-02 | 1116 | 81496 | 5515471101 | Mercenaria mercenaria | 1 | |
| Upper Harbor (Area 1) | 147 | 9/23/2020 | 02 | 564 | S-147-20FSP20-02 | 1321 | 80959 | 5515250301 | Mulinia lateralis | 1 | |
| Upper Harbor (Area 1) | 147 | 9/23/2020 | 02 | 564 | S-147-20FSP20-02 | 1324 | 75987 | 5108019897 | Boonea bisuturalis | 1 | |
| Upper Harbor (Area 1) | 147 | 9/23/2020 | 02 | 564 | S-147-20FSP20-02 | 1779 | 67439 | 5001600401 | Mediomastus ambiseta | 1 | |
| Upper Harbor (Area 1) | 147 | 9/23/2020 | 02 | 564 | S-147-20FSP20-02 | 2040 | 59490 | 47 | Nematoda | | 1 |
| Upper Harbor (Area 1) | 147 | 9/23/2020 | 02 | 564 | S-147-20FSP20-02 | 4624 | 67147 | 5001500305 | Tharyx acutus | 2 | |
| Upper Harbor (Area 1) | 147 | 9/23/2020 | 02 | 564 | S-147-20FSP20-02 | 4833 | 67450 | 5001600198 | Capitella jonesi | 13 | |
| Upper Harbor (Area 1) | 147 | 9/23/2020 | 02 | 564 | S-147-20FSP20-02 | 5806 | 49449 | 370397 | Corymorphidae | 2 | |
| Upper Harbor (Area 1) | 147 | 9/23/2020 | 02 | 564 | S-147-20FSP20-02 | 6083 | 67415 | 5001600197 | Capitella capitata complex | 26 | |
| Upper Harbor (Area 1) | 147 | 9/23/2020 | 02 | 564 | S-147-20FSP20-02 | 6161 | 93643 | 6169150998 | Grandidierella japonica | 1 | |
| Upper Harbor (Area 1) | 147 | 9/23/2020 | 03 | 565 | S-147-20FSP20-03 | 88 | 66939 | 5001431801 | Streblospio benedicti | 592 | |
| Upper Harbor (Area 1) | 147 | 9/23/2020 | 03 | 565 | S-147-20FSP20-03 | 91 | 204501 | 5001430498 | Polydora cornuta | 3 | |
| Upper Harbor (Area 1) | 147 | 9/23/2020 | 03 | 565 | S-147-20FSP20-03 | 198 | 81343 | 5515390101 | Arctica islandica | 1 | |
| Upper Harbor (Area 1) | 147 | 9/23/2020 | 03 | 565 | S-147-20FSP20-03 | 247 | 544186 | 6162020798 | Edotia triloba | 1 | |
| Upper Harbor (Area 1) | 147 | 9/23/2020 | 03 | 565 | S-147-20FSP20-03 | 252 | 93329 | 6169020108 | Ampelisca abdita | 7 | |
| Upper Harbor (Area 1) | 147 | 9/23/2020 | 03 | 565 | S-147-20FSP20-03 | 377 | 74111 | 5105089897 | Tritia obsoleta | 9 | |
| Upper Harbor (Area 1) | 147 | 9/23/2020 | 03 | 565 | S-147-20FSP20-03 | 381 | 66600 | 5001409898 | Leitoscoloplos robustus | 11 | |
| Upper Harbor (Area 1) | 147 | 9/23/2020 | 03 | 565 | S-147-20FSP20-03 | 393 | 65266 | 5001139798 | Hypereteone heteropoda | 32 | |
| Upper Harbor (Area 1) | 147 | 9/23/2020 | 03 | 565 | S-147-20FSP20-03 | 411 | 66653 | 5001409899 | Leitoscoloplos sp. | 38 | |
| Upper Harbor (Area 1) | 147 | 9/23/2020 | 03 | 565 | S-147-20FSP20-03 | 466 | 68422 | 5004000000 | Oligochaeta | 55 | |
| Upper Harbor (Area 1) | 147 | 9/23/2020 | 03 | 565 | S-147-20FSP20-03 | 641 | 65267 | 5001139797 | Hypereteone lactea | 1 | |
| Upper Harbor (Area 1) | 147 | 9/23/2020 | 03 | 565 | S-147-20FSP20-03 | 651 | 65917 | 5001249798 | Alitta succinea | 3 | |
| Upper Harbor (Area 1) | 147 | 9/23/2020 | 03 | 565 | S-147-20FSP20-03 | 678 | 90790 | 6154040110 | Leucon americanus | 3 | |
| Upper Harbor (Area 1) | 147 | 9/23/2020 | 03 | 565 | S-147-20FSP20-03 | 1116 | 81496 | 5515471101 | Mercenaria mercenaria | 3 | |
| Upper Harbor (Area 1) | 147 | 9/23/2020 | 03 | 565 | S-147-20FSP20-03 | 1118 | 65517 | 5001219798 | Oxydromus obscurus | 1 | |
| Upper Harbor (Area 1) | 147 | 9/23/2020 | 03 | 565 | S-147-20FSP20-03 | 1317 | 81627 | 5515480102 | Petricolaria pholadiformis | 1 | |
| Upper Harbor (Area 1) | 147 | 9/23/2020 | 03 | 565 | S-147-20FSP20-03 | 1321 | 80959 | 5515250301 | Mulinia lateralis | 2 | |
| Upper Harbor (Area 1) | 147 | 9/23/2020 | 03 | 565 | S-147-20FSP20-03 | 1324 | 75987 | 5108019897 | Boonea bisuturalis | 1 | |
| Upper Harbor (Area 1) | 147 | 9/23/2020 | 03 | 565 | S-147-20FSP20-03 | 1779 | 67439 | 5001600401 | Mediomastus ambiseta | 14 | |
| Upper Harbor (Area 1) | 147 | 9/23/2020 | 03 | 565 | S-147-20FSP20-03 | 2040 | 59490 | 47 | Nematoda | | 1 |
| Upper Harbor (Area 1) | 147 | 9/23/2020 | 03 | 565 | S-147-20FSP20-03 | 2111 | 86110 | 6119 | Harpacticoida | 1 | |
| Upper Harbor (Area 1) | 147 | 9/23/2020 | 03 | 565 | S-147-20FSP20-03 | 3580 | 76083 | 5110019898 | Japonactaeon punctostriatus | 2 | |

| | | | | | | | | | | |
|---|---|---|---|---|---|---|---|---|---|---|
| Upper Harbor (Area 1) | 147 | 9/23/2020 | 03 | 565 | S-147-20FSP20-03 | 4519 | 66132 | 5001280104 | Glycinde solitaria | 7 | |
| Upper Harbor (Area 1) | 147 | 9/23/2020 | 03 | 565 | S-147-20FSP20-03 | 4624 | 67147 | 5001500305 | Tharyx acutus | 4 | |
| Upper Harbor (Area 1) | 147 | 9/23/2020 | 03 | 565 | S-147-20FSP20-03 | 4833 | 67450 | 5001600198 | Capitella jonesi | 8 | |
| Upper Harbor (Area 1) | 147 | 9/23/2020 | 03 | 565 | S-147-20FSP20-03 | 5806 | 49449 | 370397 | Corymorphidae | 9 | |
| Upper Harbor (Area 1) | 147 | 9/23/2020 | 03 | 565 | S-147-20FSP20-03 | 6083 | 67415 | 5001600197 | Capitella capitata complex | 8 | |
| Upper Harbor (Area 1) | 147 | 9/23/2020 | 03 | 565 | S-147-20FSP20-03 | 6161 | 93643 | 6169150998 | Grandidierella japonica | 1 | |
| Upper Harbor (Area 1) | 150 | 9/23/2020 | 03 | 568 | S-150-20FSP20-03 | 88 | 66939 | 5001431801 | Streblospio benedicti | 19 | |
| Upper Harbor (Area 1) | 150 | 9/23/2020 | 03 | 568 | S-150-20FSP20-03 | 91 | 204501 | 5001430498 | Polydora cornuta | 1 | |
| Upper Harbor (Area 1) | 150 | 9/23/2020 | 03 | 568 | S-150-20FSP20-03 | 247 | 544186 | 6162020798 | Edotia triloba | 2 | |
| Upper Harbor (Area 1) | 150 | 9/23/2020 | 03 | 568 | S-150-20FSP20-03 | 252 | 93329 | 6169020108 | Ampelisca abdita | 3 | |
| Upper Harbor (Area 1) | 150 | 9/23/2020 | 03 | 568 | S-150-20FSP20-03 | 381 | 66600 | 5001409898 | Leitoscoloplos robustus | 8 | |
| Upper Harbor (Area 1) | 150 | 9/23/2020 | 03 | 568 | S-150-20FSP20-03 | 387 | 81511 | 5515471301 | Gemma gemma | 57 | |
| Upper Harbor (Area 1) | 150 | 9/23/2020 | 03 | 568 | S-150-20FSP20-03 | 393 | 65266 | 5001139798 | Hypereteone heteropoda | 2 | |
| Upper Harbor (Area 1) | 150 | 9/23/2020 | 03 | 568 | S-150-20FSP20-03 | 411 | 66653 | 5001409899 | Leitoscoloplos sp. | 53 | |
| Upper Harbor (Area 1) | 150 | 9/23/2020 | 03 | 568 | S-150-20FSP20-03 | 462 | 57411 | 4300000000 | Nemertea | 1 | |
| Upper Harbor (Area 1) | 150 | 9/23/2020 | 03 | 568 | S-150-20FSP20-03 | 466 | 68422 | 5004000000 | Oligochaeta | 99 | |
| Upper Harbor (Area 1) | 150 | 9/23/2020 | 03 | 568 | S-150-20FSP20-03 | 651 | 65917 | 5001249798 | Alitta succinea | 1 | |
| Upper Harbor (Area 1) | 150 | 9/23/2020 | 03 | 568 | S-150-20FSP20-03 | 678 | 90790 | 6154040110 | Leucon americanus | 1 | |
| Upper Harbor (Area 1) | 150 | 9/23/2020 | 03 | 568 | S-150-20FSP20-03 | 770 | 67709 | 5001660302 | Pectinaria gouldii | 1 | |
| Upper Harbor (Area 1) | 150 | 9/23/2020 | 03 | 568 | S-150-20FSP20-03 | 1116 | 81496 | 5515471101 | Mercenaria mercenaria | 3 | |
| Upper Harbor (Area 1) | 150 | 9/23/2020 | 03 | 568 | S-150-20FSP20-03 | 1118 | 65517 | 5001219798 | Oxydromus obscurus | 1 | |
| Upper Harbor (Area 1) | 150 | 9/23/2020 | 03 | 568 | S-150-20FSP20-03 | 1321 | 80959 | 5515250301 | Mulinia lateralis | 93 | |
| Upper Harbor (Area 1) | 150 | 9/23/2020 | 03 | 568 | S-150-20FSP20-03 | 1630 | 49470 | 370401 | Campanulariidae | | 1 |
| Upper Harbor (Area 1) | 150 | 9/23/2020 | 03 | 568 | S-150-20FSP20-03 | 1779 | 67439 | 5001600401 | Mediomastus ambiseta | 61 | |
| Upper Harbor (Area 1) | 150 | 9/23/2020 | 03 | 568 | S-150-20FSP20-03 | 2040 | 59490 | 47 | Nematoda | | 1 |
| Upper Harbor (Area 1) | 150 | 9/23/2020 | 03 | 568 | S-150-20FSP20-03 | 2075 | 67515 | 500163 | Maldanidae | 1 | |
| Upper Harbor (Area 1) | 150 | 9/23/2020 | 03 | 568 | S-150-20FSP20-03 | 3580 | 76083 | 5110019898 | Japonactaeon punctostriatus | 3 | |
| Upper Harbor (Area 1) | 150 | 9/23/2020 | 03 | 568 | S-150-20FSP20-03 | 4519 | 66132 | 5001280104 | Glycinde solitaria | 3 | |
| Upper Harbor (Area 1) | 150 | 9/23/2020 | 03 | 568 | S-150-20FSP20-03 | 4525 | 155581 | 7806010101 | Aeverrillia armata | | 1 |
| Upper Harbor (Area 1) | 150 | 9/23/2020 | 03 | 568 | S-150-20FSP20-03 | 4609 | 65470 | 5001210103 | Gyptis vittata | 6 | |
| Upper Harbor (Area 1) | 150 | 9/23/2020 | 03 | 568 | S-150-20FSP20-03 | 4624 | 67147 | 5001500305 | Tharyx acutus | 4 | |
| Upper Harbor (Area 1) | 150 | 9/23/2020 | 03 | 568 | S-150-20FSP20-03 | 4629 | 81055 | 5515319698 | Macoploma tenta | 1 | |
| Upper Harbor (Area 1) | 150 | 9/23/2020 | 03 | 568 | S-150-20FSP20-03 | 4665 | 66426 | 5001330198 | Drilonereis longa | 1 | |
| Upper Harbor (Area 1) | 150 | 9/23/2020 | 03 | 568 | S-150-20FSP20-03 | 5806 | 49449 | 370397 | Corymorphidae | 3 | |
| Upper Harbor (Area 1) | 150 | 9/23/2020 | 03 | 568 | S-150-20FSP20-03 | 6161 | 93643 | 6169150998 | Grandidierella japonica | 3 | |
| Upper Harbor (Area 1) | 150 | 9/23/2020 | 04 | 569 | S-150-20FSP20-04 | 30 | 50157 | 3704060199 | Halecium sp. | | 1 |
| Upper Harbor (Area 1) | 150 | 9/23/2020 | 04 | 569 | S-150-20FSP20-04 | 88 | 66939 | 5001431801 | Streblospio benedicti | 56 | |
| Upper Harbor (Area 1) | 150 | 9/23/2020 | 04 | 569 | S-150-20FSP20-04 | 203 | 81088 | 5515319898 | Ameritella agilis | 2 | |
| Upper Harbor (Area 1) | 150 | 9/23/2020 | 04 | 569 | S-150-20FSP20-04 | 208 | 81926 | 5520050206 | Lyonsia hyalina | 1 | |
| Upper Harbor (Area 1) | 150 | 9/23/2020 | 04 | 569 | S-150-20FSP20-04 | 252 | 93329 | 6169020108 | Ampelisca abdita | 2 | |
| Upper Harbor (Area 1) | 150 | 9/23/2020 | 04 | 569 | S-150-20FSP20-04 | 381 | 66600 | 5001409898 | Leitoscoloplos robustus | 7 | |

| | | | | | | | | | | |
|---|---|---|---|---|---|---|---|---|---|---|
| Upper Harbor (Area 1) | 150 | 9/23/2020 | 04 | 569 | S-150-20FSP20-04 | 387 | 81511 | 5515471301 | Gemma gemma | 66 | |
| Upper Harbor (Area 1) | 150 | 9/23/2020 | 04 | 569 | S-150-20FSP20-04 | 393 | 65266 | 5001139798 | Hypereteone heteropoda | 6 | |
| Upper Harbor (Area 1) | 150 | 9/23/2020 | 04 | 569 | S-150-20FSP20-04 | 411 | 66653 | 5001409899 | Leitoscoloplos sp. | 98 | |
| Upper Harbor (Area 1) | 150 | 9/23/2020 | 04 | 569 | S-150-20FSP20-04 | 466 | 68422 | 5004000000 | Oligochaeta | 143 | |
| Upper Harbor (Area 1) | 150 | 9/23/2020 | 04 | 569 | S-150-20FSP20-04 | 651 | 65917 | 5001249798 | Alitta succinea | 1 | |
| Upper Harbor (Area 1) | 150 | 9/23/2020 | 04 | 569 | S-150-20FSP20-04 | 678 | 90790 | 6154040110 | Leucon americanus | 4 | |
| Upper Harbor (Area 1) | 150 | 9/23/2020 | 04 | 569 | S-150-20FSP20-04 | 1321 | 80959 | 5515250301 | Mulinia lateralis | 182 | |
| Upper Harbor (Area 1) | 150 | 9/23/2020 | 04 | 569 | S-150-20FSP20-04 | 1779 | 67439 | 5001600401 | Mediomastus ambiseta | 113 | |
| Upper Harbor (Area 1) | 150 | 9/23/2020 | 04 | 569 | S-150-20FSP20-04 | 1963 | 80711 | 5515140101 | Turtonia minuta | 1 | |
| Upper Harbor (Area 1) | 150 | 9/23/2020 | 04 | 569 | S-150-20FSP20-04 | 2040 | 59490 | 47 | Nematoda | | 1 |
| Upper Harbor (Area 1) | 150 | 9/23/2020 | 04 | 569 | S-150-20FSP20-04 | 3580 | 76083 | 5110019898 | Japonactaeon punctostriatus | 11 | |
| Upper Harbor (Area 1) | 150 | 9/23/2020 | 04 | 569 | S-150-20FSP20-04 | 4519 | 66132 | 5001280104 | Glycinde solitaria | 3 | |
| Upper Harbor (Area 1) | 150 | 9/23/2020 | 04 | 569 | S-150-20FSP20-04 | 4609 | 65470 | 5001210103 | Gyptis vittata | 2 | |
| Upper Harbor (Area 1) | 150 | 9/23/2020 | 04 | 569 | S-150-20FSP20-04 | 4624 | 67147 | 5001500305 | Tharyx acutus | 4 | |
| Upper Harbor (Area 1) | 150 | 9/23/2020 | 04 | 569 | S-150-20FSP20-04 | 5806 | 49449 | 370397 | Corymorphidae | 2 | |
| Upper Harbor (Area 1) | 150 | 9/23/2020 | 04 | 569 | S-150-20FSP20-04 | 6161 | 93643 | 6169150998 | Grandidierella japonica | 1 | |
| Upper Harbor (Area 1) | 151 | 9/23/2020 | 03 | 571 | S-151-20FSP20-03 | 88 | 66939 | 5001431801 | Streblospio benedicti | 53 | |
| Upper Harbor (Area 1) | 151 | 9/23/2020 | 03 | 571 | S-151-20FSP20-03 | 252 | 93329 | 6169020108 | Ampelisca abdita | 5 | |
| Upper Harbor (Area 1) | 151 | 9/23/2020 | 03 | 571 | S-151-20FSP20-03 | 393 | 65266 | 5001139798 | Hypereteone heteropoda | 2 | |
| Upper Harbor (Area 1) | 151 | 9/23/2020 | 03 | 571 | S-151-20FSP20-03 | 411 | 66653 | 5001409899 | Leitoscoloplos sp. | 13 | |
| Upper Harbor (Area 1) | 151 | 9/23/2020 | 03 | 571 | S-151-20FSP20-03 | 450 | 66106 | 5001270104 | Glycera americana | 1 | |
| Upper Harbor (Area 1) | 151 | 9/23/2020 | 03 | 571 | S-151-20FSP20-03 | 466 | 68422 | 5004000000 | Oligochaeta | 4 | |
| Upper Harbor (Area 1) | 151 | 9/23/2020 | 03 | 571 | S-151-20FSP20-03 | 678 | 90790 | 6154040110 | Leucon americanus | 2 | |
| Upper Harbor (Area 1) | 151 | 9/23/2020 | 03 | 571 | S-151-20FSP20-03 | 1118 | 65517 | 5001219798 | Oxydromus obscurus | 1 | |
| Upper Harbor (Area 1) | 151 | 9/23/2020 | 03 | 571 | S-151-20FSP20-03 | 1321 | 80959 | 5515250301 | Mulinia lateralis | 14 | |
| Upper Harbor (Area 1) | 151 | 9/23/2020 | 03 | 571 | S-151-20FSP20-03 | 1779 | 67439 | 5001600401 | Mediomastus ambiseta | 21 | |
| Upper Harbor (Area 1) | 151 | 9/23/2020 | 03 | 571 | S-151-20FSP20-03 | 4519 | 66132 | 5001280104 | Glycinde solitaria | 2 | |
| Upper Harbor (Area 1) | 151 | 9/23/2020 | 03 | 571 | S-151-20FSP20-03 | 4609 | 65470 | 5001210103 | Gyptis vittata | 11 | |
| Upper Harbor (Area 1) | 151 | 9/23/2020 | 03 | 571 | S-151-20FSP20-03 | 4629 | 81055 | 5515319698 | Macoploma tenta | 1 | |
| Upper Harbor (Area 1) | 151 | 9/23/2020 | 04 | 572 | S-151-20FSP20-04 | 88 | 66939 | 5001431801 | Streblospio benedicti | 101 | |
| Upper Harbor (Area 1) | 151 | 9/23/2020 | 04 | 572 | S-151-20FSP20-04 | 203 | 81088 | 5515319898 | Ameritella agilis | 1 | |
| Upper Harbor (Area 1) | 151 | 9/23/2020 | 04 | 572 | S-151-20FSP20-04 | 252 | 93329 | 6169020108 | Ampelisca abdita | 1 | |
| Upper Harbor (Area 1) | 151 | 9/23/2020 | 04 | 572 | S-151-20FSP20-04 | 381 | 66600 | 5001409898 | Leitoscoloplos robustus | 8 | |
| Upper Harbor (Area 1) | 151 | 9/23/2020 | 04 | 572 | S-151-20FSP20-04 | 393 | 65266 | 5001139798 | Hypereteone heteropoda | 4 | |
| Upper Harbor (Area 1) | 151 | 9/23/2020 | 04 | 572 | S-151-20FSP20-04 | 411 | 66653 | 5001409899 | Leitoscoloplos sp. | 20 | |
| Upper Harbor (Area 1) | 151 | 9/23/2020 | 04 | 572 | S-151-20FSP20-04 | 466 | 68422 | 5004000000 | Oligochaeta | 3 | |
| Upper Harbor (Area 1) | 151 | 9/23/2020 | 04 | 572 | S-151-20FSP20-04 | 600 | 76117 | 5110040103 | Acteocina canaliculata | 1 | |
| Upper Harbor (Area 1) | 151 | 9/23/2020 | 04 | 572 | S-151-20FSP20-04 | 644 | 65478 | 5001210202 | Microphthalmus aberrans | 1 | |
| Upper Harbor (Area 1) | 151 | 9/23/2020 | 04 | 572 | S-151-20FSP20-04 | 678 | 90790 | 6154040110 | Leucon americanus | 7 | |
| Upper Harbor (Area 1) | 151 | 9/23/2020 | 04 | 572 | S-151-20FSP20-04 | 1321 | 80959 | 5515250301 | Mulinia lateralis | 4 | |
| Upper Harbor (Area 1) | 151 | 9/23/2020 | 04 | 572 | S-151-20FSP20-04 | 1779 | 67439 | 5001600401 | Mediomastus ambiseta | 13 | |

| | | | | | | | | | | |
|---|---|---|---|---|---|---|---|---|---|---|
| Upper Harbor (Area 1) | 151 | 9/23/2020 | 04 | 572 | S-151-20FSP20-04 | 2111 | 86110 | 6119 | Harpacticoida | 1 | |
| Upper Harbor (Area 1) | 151 | 9/23/2020 | 04 | 572 | S-151-20FSP20-04 | 4519 | 66132 | 5001280104 | Glycinde solitaria | 1 | |
| Upper Harbor (Area 1) | 152 | 9/23/2020 | 03 | 574 | S-152-20FSP20-03 | 91 | 204501 | 5001430498 | Polydora cornuta | 3 | |
| Upper Harbor (Area 1) | 152 | 9/23/2020 | 03 | 574 | S-152-20FSP20-03 | 252 | 93329 | 6169020108 | Ampelisca abdita | 1 | |
| Upper Harbor (Area 1) | 152 | 9/23/2020 | 03 | 574 | S-152-20FSP20-03 | 377 | 74111 | 5105089897 | Tritia obsoleta | 2 | |
| Upper Harbor (Area 1) | 152 | 9/23/2020 | 03 | 574 | S-152-20FSP20-03 | 381 | 66600 | 5001409898 | Leitoscoloplos robustus | 1 | |
| Upper Harbor (Area 1) | 152 | 9/23/2020 | 03 | 574 | S-152-20FSP20-03 | 411 | 66653 | 5001409899 | Leitoscoloplos sp. | 1 | |
| Upper Harbor (Area 1) | 152 | 9/23/2020 | 03 | 574 | S-152-20FSP20-03 | 1147 | 78156 | 5127 | Nudibranchia | 1 | |
| Upper Harbor (Area 1) | 152 | 9/23/2020 | 03 | 574 | S-152-20FSP20-03 | 4833 | 67450 | 5001600198 | Capitella jonesi | 1 | |
| Upper Harbor (Area 1) | 152 | 9/23/2020 | 03 | 574 | S-152-20FSP20-03 | 6083 | 67415 | 5001600197 | Capitella capitata complex | 8 | |
| Upper Harbor (Area 1) | 152 | 9/23/2020 | 03 | 574 | S-152-20FSP20-03 | 6430 | | 9300000001 | Unidentified eggs/egg cases | | 1 |
| Upper Harbor (Area 1) | 152 | 9/23/2020 | 04 | 575 | S-152-20FSP20-04 | 88 | 66939 | 5001431801 | Streblospio benedicti | 304 | |
| Upper Harbor (Area 1) | 152 | 9/23/2020 | 04 | 575 | S-152-20FSP20-04 | 91 | 204501 | 5001430498 | Polydora cornuta | 1 | |
| Upper Harbor (Area 1) | 152 | 9/23/2020 | 04 | 575 | S-152-20FSP20-04 | 247 | 544186 | 6162020798 | Edotia triloba | 1 | |
| Upper Harbor (Area 1) | 152 | 9/23/2020 | 04 | 575 | S-152-20FSP20-04 | 252 | 93329 | 6169020108 | Ampelisca abdita | 7 | |
| Upper Harbor (Area 1) | 152 | 9/23/2020 | 04 | 575 | S-152-20FSP20-04 | 368 | 66107 | 5001270105 | Glycera dibranchiata | 1 | |
| Upper Harbor (Area 1) | 152 | 9/23/2020 | 04 | 575 | S-152-20FSP20-04 | 381 | 66600 | 5001409898 | Leitoscoloplos robustus | 7 | |
| Upper Harbor (Area 1) | 152 | 9/23/2020 | 04 | 575 | S-152-20FSP20-04 | 393 | 65266 | 5001139798 | Hypereteone heteropoda | 6 | |
| Upper Harbor (Area 1) | 152 | 9/23/2020 | 04 | 575 | S-152-20FSP20-04 | 411 | 66653 | 5001409899 | Leitoscoloplos sp. | 55 | |
| Upper Harbor (Area 1) | 152 | 9/23/2020 | 04 | 575 | S-152-20FSP20-04 | 466 | 68422 | 5004000000 | Oligochaeta | 17 | |
| Upper Harbor (Area 1) | 152 | 9/23/2020 | 04 | 575 | S-152-20FSP20-04 | 550 | 75503 | 5108010134 | Odostomia eburnea | 2 | |
| Upper Harbor (Area 1) | 152 | 9/23/2020 | 04 | 575 | S-152-20FSP20-04 | 678 | 90790 | 6154040110 | Leucon americanus | 10 | |
| Upper Harbor (Area 1) | 152 | 9/23/2020 | 04 | 575 | S-152-20FSP20-04 | 1118 | 65517 | 5001219798 | Oxydromus obscurus | 1 | |
| Upper Harbor (Area 1) | 152 | 9/23/2020 | 04 | 575 | S-152-20FSP20-04 | 1199 | 65477 | 5001210201 | Microphthalmus sczelkowii | 1 | |
| Upper Harbor (Area 1) | 152 | 9/23/2020 | 04 | 575 | S-152-20FSP20-04 | 1321 | 80959 | 5515250301 | Mulinia lateralis | 18 | |
| Upper Harbor (Area 1) | 152 | 9/23/2020 | 04 | 575 | S-152-20FSP20-04 | 1779 | 67439 | 5001600401 | Mediomastus ambiseta | 21 | |
| Upper Harbor (Area 1) | 152 | 9/23/2020 | 04 | 575 | S-152-20FSP20-04 | 1983 | 76258 | 5110129898 | Haminella solitaria | 1 | |
| Upper Harbor (Area 1) | 152 | 9/23/2020 | 04 | 575 | S-152-20FSP20-04 | 2040 | 59490 | 47 | Nematoda | | 1 |
| Upper Harbor (Area 1) | 152 | 9/23/2020 | 04 | 575 | S-152-20FSP20-04 | 4624 | 67147 | 5001500305 | Tharyx acutus | 3 | |
| Upper Harbor (Area 1) | 152 | 9/23/2020 | 04 | 575 | S-152-20FSP20-04 | 5806 | 49449 | 370397 | Corymorphidae | 5 | |
| Upper Harbor (Area 1) | 154 | 9/23/2020 | 03 | 577 | S-154-20FSP20-03 | 88 | 66939 | 5001431801 | Streblospio benedicti | 27 | |
| Upper Harbor (Area 1) | 154 | 9/23/2020 | 03 | 577 | S-154-20FSP20-03 | 203 | 81088 | 5515319898 | Ameritella agilis | 2 | |
| Upper Harbor (Area 1) | 154 | 9/23/2020 | 03 | 577 | S-154-20FSP20-03 | 247 | 544186 | 6162020798 | Edotia triloba | 3 | |
| Upper Harbor (Area 1) | 154 | 9/23/2020 | 03 | 577 | S-154-20FSP20-03 | 381 | 66600 | 5001409898 | Leitoscoloplos robustus | 10 | |
| Upper Harbor (Area 1) | 154 | 9/23/2020 | 03 | 577 | S-154-20FSP20-03 | 391 | 67420 | 5001600201 | Heteromastus filiformis | 1 | |
| Upper Harbor (Area 1) | 154 | 9/23/2020 | 03 | 577 | S-154-20FSP20-03 | 393 | 65266 | 5001139798 | Hypereteone heteropoda | 11 | |
| Upper Harbor (Area 1) | 154 | 9/23/2020 | 03 | 577 | S-154-20FSP20-03 | 411 | 66653 | 5001409899 | Leitoscoloplos sp. | 79 | |
| Upper Harbor (Area 1) | 154 | 9/23/2020 | 03 | 577 | S-154-20FSP20-03 | 466 | 68422 | 5004000000 | Oligochaeta | 66 | |
| Upper Harbor (Area 1) | 154 | 9/23/2020 | 03 | 577 | S-154-20FSP20-03 | 644 | 65478 | 5001210202 | Microphthalmus aberrans | 2 | |
| Upper Harbor (Area 1) | 154 | 9/23/2020 | 03 | 577 | S-154-20FSP20-03 | 651 | 65917 | 5001249798 | Alitta succinea | 1 | |
| Upper Harbor (Area 1) | 154 | 9/23/2020 | 03 | 577 | S-154-20FSP20-03 | 678 | 90790 | 6154040110 | Leucon americanus | 15 | |

| | | | | | | | | | | |
|---|---|---|---|---|---|---|---|---|---|---|
| Upper Harbor (Area 1) | 154 | 9/23/2020 | 03 | 577 | S-154-20FSP20-03 | 770 | 67709 | 5001660302 | Pectinaria gouldii | 2 | |
| Upper Harbor (Area 1) | 154 | 9/23/2020 | 03 | 577 | S-154-20FSP20-03 | 1116 | 81496 | 5515471101 | Mercenaria mercenaria | 7 | |
| Upper Harbor (Area 1) | 154 | 9/23/2020 | 03 | 577 | S-154-20FSP20-03 | 1118 | 65517 | 5001219798 | Oxydromus obscurus | 3 | |
| Upper Harbor (Area 1) | 154 | 9/23/2020 | 03 | 577 | S-154-20FSP20-03 | 1321 | 80959 | 5515250301 | Mulinia lateralis | 250 | |
| Upper Harbor (Area 1) | 154 | 9/23/2020 | 03 | 577 | S-154-20FSP20-03 | 1779 | 67439 | 5001600401 | Mediomastus ambiseta | 108 | |
| Upper Harbor (Area 1) | 154 | 9/23/2020 | 03 | 577 | S-154-20FSP20-03 | 2040 | 59490 | 47 | Nematoda | | 1 |
| Upper Harbor (Area 1) | 154 | 9/23/2020 | 03 | 577 | S-154-20FSP20-03 | 2066 | 67116 | 5001500000 | Cirratulidae | 1 | |
| Upper Harbor (Area 1) | 154 | 9/23/2020 | 03 | 577 | S-154-20FSP20-03 | 2111 | 86110 | 6119 | Harpacticoida | 2 | |
| Upper Harbor (Area 1) | 154 | 9/23/2020 | 03 | 577 | S-154-20FSP20-03 | 3580 | 76083 | 5110019898 | Japonactaeon punctostriatus | 10 | |
| Upper Harbor (Area 1) | 154 | 9/23/2020 | 03 | 577 | S-154-20FSP20-03 | 4519 | 66132 | 5001280104 | Glycinde solitaria | 2 | |
| Upper Harbor (Area 1) | 154 | 9/23/2020 | 03 | 577 | S-154-20FSP20-03 | 4609 | 65470 | 5001210103 | Gyptis vittata | 3 | |
| Upper Harbor (Area 1) | 154 | 9/23/2020 | 03 | 577 | S-154-20FSP20-03 | 4624 | 67147 | 5001500305 | Tharyx acutus | 1 | |
| Upper Harbor (Area 1) | 154 | 9/23/2020 | 03 | 577 | S-154-20FSP20-03 | 5707 | 81274 | 5515330202 | Tagelus divisus | 1 | |
| Upper Harbor (Area 1) | 154 | 9/23/2020 | 03 | 577 | S-154-20FSP20-03 | 5806 | 49449 | 370397 | Corymorphidae | 2 | |
| Upper Harbor (Area 1) | 154 | 9/23/2020 | 04 | 578 | S-154-20FSP20-04 | 88 | 66939 | 5001431801 | Streblospio benedicti | 78 | |
| Upper Harbor (Area 1) | 154 | 9/23/2020 | 04 | 578 | S-154-20FSP20-04 | 252 | 93329 | 6169020108 | Ampelisca abdita | 3 | |
| Upper Harbor (Area 1) | 154 | 9/23/2020 | 04 | 578 | S-154-20FSP20-04 | 381 | 66600 | 5001409898 | Leitoscoloplos robustus | 8 | |
| Upper Harbor (Area 1) | 154 | 9/23/2020 | 04 | 578 | S-154-20FSP20-04 | 387 | 81511 | 5515471301 | Gemma gemma | 8 | |
| Upper Harbor (Area 1) | 154 | 9/23/2020 | 04 | 578 | S-154-20FSP20-04 | 391 | 67420 | 5001600201 | Heteromastus filiformis | 1 | |
| Upper Harbor (Area 1) | 154 | 9/23/2020 | 04 | 578 | S-154-20FSP20-04 | 393 | 65266 | 5001139798 | Hypereteone heteropoda | 4 | |
| Upper Harbor (Area 1) | 154 | 9/23/2020 | 04 | 578 | S-154-20FSP20-04 | 411 | 66653 | 5001409899 | Leitoscoloplos sp. | 78 | |
| Upper Harbor (Area 1) | 154 | 9/23/2020 | 04 | 578 | S-154-20FSP20-04 | 450 | 66106 | 5001270104 | Glycera americana | 1 | |
| Upper Harbor (Area 1) | 154 | 9/23/2020 | 04 | 578 | S-154-20FSP20-04 | 466 | 68422 | 5004000000 | Oligochaeta | 58 | |
| Upper Harbor (Area 1) | 154 | 9/23/2020 | 04 | 578 | S-154-20FSP20-04 | 651 | 65917 | 5001249798 | Alitta succinea | 2 | |
| Upper Harbor (Area 1) | 154 | 9/23/2020 | 04 | 578 | S-154-20FSP20-04 | 678 | 90790 | 6154040110 | Leucon americanus | 9 | |
| Upper Harbor (Area 1) | 154 | 9/23/2020 | 04 | 578 | S-154-20FSP20-04 | 770 | 67709 | 5001660302 | Pectinaria gouldii | 2 | |
| Upper Harbor (Area 1) | 154 | 9/23/2020 | 04 | 578 | S-154-20FSP20-04 | 1116 | 81496 | 5515471101 | Mercenaria mercenaria | 4 | |
| Upper Harbor (Area 1) | 154 | 9/23/2020 | 04 | 578 | S-154-20FSP20-04 | 1118 | 65517 | 5001219798 | Oxydromus obscurus | 1 | |
| Upper Harbor (Area 1) | 154 | 9/23/2020 | 04 | 578 | S-154-20FSP20-04 | 1321 | 80959 | 5515250301 | Mulinia lateralis | 214 | |
| Upper Harbor (Area 1) | 154 | 9/23/2020 | 04 | 578 | S-154-20FSP20-04 | 1779 | 67439 | 5001600401 | Mediomastus ambiseta | 104 | |
| Upper Harbor (Area 1) | 154 | 9/23/2020 | 04 | 578 | S-154-20FSP20-04 | 2040 | 59490 | 47 | Nematoda | | 1 |
| Upper Harbor (Area 1) | 154 | 9/23/2020 | 04 | 578 | S-154-20FSP20-04 | 2111 | 86110 | 6119 | Harpacticoida | 1 | |
| Upper Harbor (Area 1) | 154 | 9/23/2020 | 04 | 578 | S-154-20FSP20-04 | 3580 | 76083 | 5110019898 | Japonactaeon punctostriatus | 4 | |
| Upper Harbor (Area 1) | 154 | 9/23/2020 | 04 | 578 | S-154-20FSP20-04 | 4519 | 66132 | 5001280104 | Glycinde solitaria | 8 | |
| Upper Harbor (Area 1) | 154 | 9/23/2020 | 04 | 578 | S-154-20FSP20-04 | 4525 | 155581 | 7806010101 | Aeverrillia armata | | 1 |
| Upper Harbor (Area 1) | 154 | 9/23/2020 | 04 | 578 | S-154-20FSP20-04 | 4609 | 65470 | 5001210103 | Gyptis vittata | 8 | |
| Upper Harbor (Area 1) | 154 | 9/23/2020 | 04 | 578 | S-154-20FSP20-04 | 4624 | 67147 | 5001500305 | Tharyx acutus | 9 | |
| Upper Harbor (Area 1) | 154 | 9/23/2020 | 04 | 578 | S-154-20FSP20-04 | 4629 | 81055 | 5515319698 | Macoploma tenta | 3 | |
| Upper Harbor (Area 1) | 154 | 9/23/2020 | 04 | 578 | S-154-20FSP20-04 | 5707 | 81274 | 5515330202 | Tagelus divisus | 1 | |
| Upper Harbor (Area 1) | 154 | 9/23/2020 | 04 | 578 | S-154-20FSP20-04 | 5806 | 49449 | 370397 | Corymorphidae | 2 | |
| Upper Harbor (Area 1) | 154 | 9/23/2020 | 04 | 578 | S-154-20FSP20-04 | 6161 | 93643 | 6169150998 | Grandidierella japonica | 2 | |

| | | | | | | | | | | |
|---|---|---|---|---|---|---|---|---|---|---|
| Upper Harbor (Area 1) | 154 | 9/23/2020 | 04 | 578 | S-154-20FSP20-04 | 6430 | | 9300000001 | Unidentified eggs/egg cases | | 1 |
| Upper Harbor (Area 1) | 155 | 9/23/2020 | 02 | 579 | S-155-20FSP20-02 | 88 | 66939 | 5001431801 | Streblospio benedicti | 125 | |
| Upper Harbor (Area 1) | 155 | 9/23/2020 | 02 | 579 | S-155-20FSP20-02 | 91 | 204501 | 5001430498 | Polydora cornuta | 5 | |
| Upper Harbor (Area 1) | 155 | 9/23/2020 | 02 | 579 | S-155-20FSP20-02 | 149 | 72623 | 5103640204 | Crepidula fornicata | 1 | |
| Upper Harbor (Area 1) | 155 | 9/23/2020 | 02 | 579 | S-155-20FSP20-02 | 198 | 81343 | 5515390101 | Arctica islandica | 1 | |
| Upper Harbor (Area 1) | 155 | 9/23/2020 | 02 | 579 | S-155-20FSP20-02 | 205 | 81692 | 5517010201 | Mya arenaria | 1 | |
| Upper Harbor (Area 1) | 155 | 9/23/2020 | 02 | 579 | S-155-20FSP20-02 | 247 | 544186 | 6162020798 | Edotia triloba | 1 | |
| Upper Harbor (Area 1) | 155 | 9/23/2020 | 02 | 579 | S-155-20FSP20-02 | 252 | 93329 | 6169020108 | Ampelisca abdita | 1 | |
| Upper Harbor (Area 1) | 155 | 9/23/2020 | 02 | 579 | S-155-20FSP20-02 | 377 | 74111 | 5105089897 | Tritia obsoleta | 3 | |
| Upper Harbor (Area 1) | 155 | 9/23/2020 | 02 | 579 | S-155-20FSP20-02 | 387 | 81511 | 5515471301 | Gemma gemma | 243 | |
| Upper Harbor (Area 1) | 155 | 9/23/2020 | 02 | 579 | S-155-20FSP20-02 | 393 | 65266 | 5001139798 | Hypereteone heteropoda | 2 | |
| Upper Harbor (Area 1) | 155 | 9/23/2020 | 02 | 579 | S-155-20FSP20-02 | 411 | 66653 | 5001409899 | Leitoscoloplos sp. | 5 | |
| Upper Harbor (Area 1) | 155 | 9/23/2020 | 02 | 579 | S-155-20FSP20-02 | 466 | 68422 | 5004000000 | Oligochaeta | 10 | |
| Upper Harbor (Area 1) | 155 | 9/23/2020 | 02 | 579 | S-155-20FSP20-02 | 506 | 66868 | 5001430704 | Spio setosa | 10 | |
| Upper Harbor (Area 1) | 155 | 9/23/2020 | 02 | 579 | S-155-20FSP20-02 | 550 | 75503 | 5108010134 | Odostomia eburnea | 193 | |
| Upper Harbor (Area 1) | 155 | 9/23/2020 | 02 | 579 | S-155-20FSP20-02 | 642 | 65366 | 5001130108 | Phyllodoce arenae | 1 | |
| Upper Harbor (Area 1) | 155 | 9/23/2020 | 02 | 579 | S-155-20FSP20-02 | 650 | 65895 | 5001240396 | Neanthes arenaceodentata | 4 | |
| Upper Harbor (Area 1) | 155 | 9/23/2020 | 02 | 579 | S-155-20FSP20-02 | 651 | 65917 | 5001249798 | Alitta succinea | 1 | |
| Upper Harbor (Area 1) | 155 | 9/23/2020 | 02 | 579 | S-155-20FSP20-02 | 2040 | 59490 | 47 | Nematoda | | 1 |
| Upper Harbor (Area 1) | 155 | 9/23/2020 | 02 | 579 | S-155-20FSP20-02 | 4519 | 66132 | 5001280104 | Glycinde solitaria | 1 | |
| Upper Harbor (Area 1) | 155 | 9/23/2020 | 02 | 579 | S-155-20FSP20-02 | 4624 | 67147 | 5001500305 | Tharyx acutus | 3 | |
| Upper Harbor (Area 1) | 155 | 9/23/2020 | 02 | 579 | S-155-20FSP20-02 | 4833 | 67450 | 5001600198 | Capitella jonesi | 1 | |
| Upper Harbor (Area 1) | 155 | 9/23/2020 | 02 | 579 | S-155-20FSP20-02 | 6161 | 93643 | 6169150998 | Grandidierella japonica | 2 | |
| Upper Harbor (Area 1) | 155 | 9/23/2020 | 02 | 579 | S-155-20FSP20-02 | 6430 | | 9300000001 | Unidentified eggs/egg cases | | 1 |
| Upper Harbor (Area 1) | 155 | 9/23/2020 | 03 | 580 | S-155-20FSP20-03 | 88 | 66939 | 5001431801 | Streblospio benedicti | 200 | |
| Upper Harbor (Area 1) | 155 | 9/23/2020 | 03 | 580 | S-155-20FSP20-03 | 91 | 204501 | 5001430498 | Polydora cornuta | 10 | |
| Upper Harbor (Area 1) | 155 | 9/23/2020 | 03 | 580 | S-155-20FSP20-03 | 205 | 81692 | 5517010201 | Mya arenaria | 2 | |
| Upper Harbor (Area 1) | 155 | 9/23/2020 | 03 | 580 | S-155-20FSP20-03 | 247 | 544186 | 6162020798 | Edotia triloba | 7 | |
| Upper Harbor (Area 1) | 155 | 9/23/2020 | 03 | 580 | S-155-20FSP20-03 | 252 | 93329 | 6169020108 | Ampelisca abdita | 2 | |
| Upper Harbor (Area 1) | 155 | 9/23/2020 | 03 | 580 | S-155-20FSP20-03 | 377 | 74111 | 5105089897 | Tritia obsoleta | 3 | |
| Upper Harbor (Area 1) | 155 | 9/23/2020 | 03 | 580 | S-155-20FSP20-03 | 381 | 66600 | 5001409898 | Leitoscoloplos robustus | 1 | |
| Upper Harbor (Area 1) | 155 | 9/23/2020 | 03 | 580 | S-155-20FSP20-03 | 387 | 81511 | 5515471301 | Gemma gemma | 228 | |
| Upper Harbor (Area 1) | 155 | 9/23/2020 | 03 | 580 | S-155-20FSP20-03 | 391 | 67420 | 5001600201 | Heteromastus filiformis | 2 | |
| Upper Harbor (Area 1) | 155 | 9/23/2020 | 03 | 580 | S-155-20FSP20-03 | 393 | 65266 | 5001139798 | Hypereteone heteropoda | 1 | |
| Upper Harbor (Area 1) | 155 | 9/23/2020 | 03 | 580 | S-155-20FSP20-03 | 411 | 66653 | 5001409899 | Leitoscoloplos sp. | 3 | |
| Upper Harbor (Area 1) | 155 | 9/23/2020 | 03 | 580 | S-155-20FSP20-03 | 466 | 68422 | 5004000000 | Oligochaeta | 37 | |
| Upper Harbor (Area 1) | 155 | 9/23/2020 | 03 | 580 | S-155-20FSP20-03 | 506 | 66868 | 5001430704 | Spio setosa | 8 | |
| Upper Harbor (Area 1) | 155 | 9/23/2020 | 03 | 580 | S-155-20FSP20-03 | 550 | 75503 | 5108010134 | Odostomia eburnea | 94 | |
| Upper Harbor (Area 1) | 155 | 9/23/2020 | 03 | 580 | S-155-20FSP20-03 | 1321 | 80959 | 5515250301 | Mulinia lateralis | 1 | |
| Upper Harbor (Area 1) | 155 | 9/23/2020 | 03 | 580 | S-155-20FSP20-03 | 1779 | 67439 | 5001600401 | Mediomastus ambiseta | 2 | |
| Upper Harbor (Area 1) | 155 | 9/23/2020 | 03 | 580 | S-155-20FSP20-03 | 2040 | 59490 | 47 | Nematoda | | 1 |

| | | | | | | | | | | |
|---|---|---|---|---|---|---|---|---|---|---|
| Upper Harbor (Area 1) | 155 | 9/23/2020 | 03 | 580 | S-155-20FSP20-03 | 4624 | 67147 | 5001500305 | Tharyx acutus | 4 | |
| Upper Harbor (Area 1) | 155 | 9/23/2020 | 03 | 580 | S-155-20FSP20-03 | 4833 | 67450 | 5001600198 | Capitella jonesi | 1 | |
| Upper Harbor (Area 1) | 155 | 9/23/2020 | 03 | 580 | S-155-20FSP20-03 | 6083 | 67415 | 5001600197 | Capitella capitata complex | 7 | |
| Upper Harbor (Area 1) | 155 | 9/23/2020 | 03 | 580 | S-155-20FSP20-03 | 6161 | 93643 | 6169150998 | Grandidierella japonica | 8 | |
| Lower Harbor (Area 2) | 202 | 9/23/2020 | 02 | 582 | S-202-20FSP20-02 | 88 | 66939 | 5001431801 | Streblospio benedicti | 45 | |
| Lower Harbor (Area 2) | 202 | 9/23/2020 | 02 | 582 | S-202-20FSP20-02 | 157 | 73552 | 5105039898 | Astyris lunata | 8 | |
| Lower Harbor (Area 2) | 202 | 9/23/2020 | 02 | 582 | S-202-20FSP20-02 | 252 | 93329 | 6169020108 | Ampelisca abdita | 2 | |
| Lower Harbor (Area 2) | 202 | 9/23/2020 | 02 | 582 | S-202-20FSP20-02 | 387 | 81511 | 5515471301 | Gemma gemma | 11 | |
| Lower Harbor (Area 2) | 202 | 9/23/2020 | 02 | 582 | S-202-20FSP20-02 | 391 | 67420 | 5001600201 | Heteromastus filiformis | 1 | |
| Lower Harbor (Area 2) | 202 | 9/23/2020 | 02 | 582 | S-202-20FSP20-02 | 393 | 65266 | 5001139798 | Hypereteone heteropoda | 13 | |
| Lower Harbor (Area 2) | 202 | 9/23/2020 | 02 | 582 | S-202-20FSP20-02 | 411 | 66653 | 5001409899 | Leitoscoloplos sp. | 117 | |
| Lower Harbor (Area 2) | 202 | 9/23/2020 | 02 | 582 | S-202-20FSP20-02 | 466 | 68422 | 5004000000 | Oligochaeta | 74 | |
| Lower Harbor (Area 2) | 202 | 9/23/2020 | 02 | 582 | S-202-20FSP20-02 | 678 | 90790 | 6154040110 | Leucon americanus | 30 | |
| Lower Harbor (Area 2) | 202 | 9/23/2020 | 02 | 582 | S-202-20FSP20-02 | 770 | 67709 | 5001660302 | Pectinaria gouldii | 1 | |
| Lower Harbor (Area 2) | 202 | 9/23/2020 | 02 | 582 | S-202-20FSP20-02 | 1116 | 81496 | 5515471101 | Mercenaria mercenaria | 1 | |
| Lower Harbor (Area 2) | 202 | 9/23/2020 | 02 | 582 | S-202-20FSP20-02 | 1321 | 80959 | 5515250301 | Mulinia lateralis | 131 | |
| Lower Harbor (Area 2) | 202 | 9/23/2020 | 02 | 582 | S-202-20FSP20-02 | 1779 | 67439 | 5001600401 | Mediomastus ambiseta | 40 | |
| Lower Harbor (Area 2) | 202 | 9/23/2020 | 02 | 582 | S-202-20FSP20-02 | 1784 | 67438 | 5001600499 | Mediomastus sp. | 15 | |
| Lower Harbor (Area 2) | 202 | 9/23/2020 | 02 | 582 | S-202-20FSP20-02 | 2040 | 59490 | 47 | Nematoda | | 1 |
| Lower Harbor (Area 2) | 202 | 9/23/2020 | 02 | 582 | S-202-20FSP20-02 | 2111 | 86110 | 6119 | Harpacticoida | 3 | |
| Lower Harbor (Area 2) | 202 | 9/23/2020 | 02 | 582 | S-202-20FSP20-02 | 3580 | 76083 | 5110019898 | Japonactaeon punctostriatus | 3 | |
| Lower Harbor (Area 2) | 202 | 9/23/2020 | 02 | 582 | S-202-20FSP20-02 | 4519 | 66132 | 5001280104 | Glycinde solitaria | 4 | |
| Lower Harbor (Area 2) | 202 | 9/23/2020 | 02 | 582 | S-202-20FSP20-02 | 4609 | 65470 | 5001210103 | Gyptis vittata | 5 | |
| Lower Harbor (Area 2) | 202 | 9/23/2020 | 02 | 582 | S-202-20FSP20-02 | 4624 | 67147 | 5001500305 | Tharyx acutus | 1 | |
| Lower Harbor (Area 2) | 202 | 9/23/2020 | 04 | 584 | S-202-20FSP20-04 | 88 | 66939 | 5001431801 | Streblospio benedicti | 106 | |
| Lower Harbor (Area 2) | 202 | 9/23/2020 | 04 | 584 | S-202-20FSP20-04 | 203 | 81088 | 5515319898 | Ameritella agilis | 1 | |
| Lower Harbor (Area 2) | 202 | 9/23/2020 | 04 | 584 | S-202-20FSP20-04 | 252 | 93329 | 6169020108 | Ampelisca abdita | 8 | |
| Lower Harbor (Area 2) | 202 | 9/23/2020 | 04 | 584 | S-202-20FSP20-04 | 381 | 66600 | 5001409898 | Leitoscoloplos robustus | 18 | |
| Lower Harbor (Area 2) | 202 | 9/23/2020 | 04 | 584 | S-202-20FSP20-04 | 387 | 81511 | 5515471301 | Gemma gemma | 37 | |
| Lower Harbor (Area 2) | 202 | 9/23/2020 | 04 | 584 | S-202-20FSP20-04 | 393 | 65266 | 5001139798 | Hypereteone heteropoda | 24 | |
| Lower Harbor (Area 2) | 202 | 9/23/2020 | 04 | 584 | S-202-20FSP20-04 | 411 | 66653 | 5001409899 | Leitoscoloplos sp. | 112 | |
| Lower Harbor (Area 2) | 202 | 9/23/2020 | 04 | 584 | S-202-20FSP20-04 | 466 | 68422 | 5004000000 | Oligochaeta | 77 | |
| Lower Harbor (Area 2) | 202 | 9/23/2020 | 04 | 584 | S-202-20FSP20-04 | 678 | 90790 | 6154040110 | Leucon americanus | 25 | |
| Lower Harbor (Area 2) | 202 | 9/23/2020 | 04 | 584 | S-202-20FSP20-04 | 770 | 67709 | 5001660302 | Pectinaria gouldii | 3 | |
| Lower Harbor (Area 2) | 202 | 9/23/2020 | 04 | 584 | S-202-20FSP20-04 | 1116 | 81496 | 5515471101 | Mercenaria mercenaria | 5 | |
| Lower Harbor (Area 2) | 202 | 9/23/2020 | 04 | 584 | S-202-20FSP20-04 | 1321 | 80959 | 5515250301 | Mulinia lateralis | 137 | |
| Lower Harbor (Area 2) | 202 | 9/23/2020 | 04 | 584 | S-202-20FSP20-04 | 1779 | 67439 | 5001600401 | Mediomastus ambiseta | 72 | |
| Lower Harbor (Area 2) | 202 | 9/23/2020 | 04 | 584 | S-202-20FSP20-04 | 1784 | 67438 | 5001600499 | Mediomastus sp. | 2 | |
| Lower Harbor (Area 2) | 202 | 9/23/2020 | 04 | 584 | S-202-20FSP20-04 | 1963 | 80711 | 5515140101 | Turtonia minuta | 1 | |
| Lower Harbor (Area 2) | 202 | 9/23/2020 | 04 | 584 | S-202-20FSP20-04 | 2040 | 59490 | 47 | Nematoda | | 1 |
| Lower Harbor (Area 2) | 202 | 9/23/2020 | 04 | 584 | S-202-20FSP20-04 | 2111 | 86110 | 6119 | Harpacticoida | 2 | |

| | | | | | | | | | | |
|---|---|---|---|---|---|---|---|---|---|---|
| Lower Harbor (Area 2) | 202 | 9/23/2020 | 04 | 584 | S-202-20FSP20-04 | 3580 | 76083 | 5110019898 | Japonactaeon punctostriatus | 2 | |
| Lower Harbor (Area 2) | 202 | 9/23/2020 | 04 | 584 | S-202-20FSP20-04 | 4519 | 66132 | 5001280104 | Glycinde solitaria | 3 | |
| Lower Harbor (Area 2) | 202 | 9/23/2020 | 04 | 584 | S-202-20FSP20-04 | 4609 | 65470 | 5001210103 | Gyptis vittata | 6 | |
| Lower Harbor (Area 2) | 202 | 9/23/2020 | 04 | 584 | S-202-20FSP20-04 | 4624 | 67147 | 5001500305 | Tharyx acutus | 4 | |
| Lower Harbor (Area 2) | 202 | 9/23/2020 | 04 | 584 | S-202-20FSP20-04 | 4629 | 81055 | 5515319698 | Macoploma tenta | 1 | |
| Lower Harbor (Area 2) | 202 | 9/23/2020 | 04 | 584 | S-202-20FSP20-04 | 6161 | 93643 | 6169150998 | Grandidierella japonica | 1 | |
| Outer Harbor (Area 3) | 335 | 9/24/2020 | 02 | 585 | S-335-20FSP20-02 | 57 | 65343 | 5001131101 | Eumida sanguinea | 6 | |
| Outer Harbor (Area 3) | 335 | 9/24/2020 | 02 | 585 | S-335-20FSP20-02 | 118 | 68136 | 5001700698 | Pseudopotamilla reniformis | 1 | |
| Outer Harbor (Area 3) | 335 | 9/24/2020 | 02 | 585 | S-335-20FSP20-02 | 149 | 72623 | 5103640204 | Crepidula fornicata | 105 | |
| Outer Harbor (Area 3) | 335 | 9/24/2020 | 02 | 585 | S-335-20FSP20-02 | 150 | 72627 | 5103640207 | Crepidula plana | 7 | |
| Outer Harbor (Area 3) | 335 | 9/24/2020 | 02 | 585 | S-335-20FSP20-02 | 157 | 73552 | 5105039898 | Astyris lunata | 15 | |
| Outer Harbor (Area 3) | 335 | 9/24/2020 | 02 | 585 | S-335-20FSP20-02 | 178 | 79132 | 5502020204 | Nucula proxima | 4 | |
| Outer Harbor (Area 3) | 335 | 9/24/2020 | 02 | 585 | S-335-20FSP20-02 | 194 | 79798 | 5509090202 | Anomia simplex | 1 | |
| Outer Harbor (Area 3) | 335 | 9/24/2020 | 02 | 585 | S-335-20FSP20-02 | 462 | 57411 | 4300000000 | Nemertea | 6 | |
| Outer Harbor (Area 3) | 335 | 9/24/2020 | 02 | 585 | S-335-20FSP20-02 | 464 | 66802 | 5001430412 | Polydora websteri | 9 | |
| Outer Harbor (Area 3) | 335 | 9/24/2020 | 02 | 585 | S-335-20FSP20-02 | 466 | 68422 | 5004000000 | Oligochaeta | 135 | |
| Outer Harbor (Area 3) | 335 | 9/24/2020 | 02 | 585 | S-335-20FSP20-02 | 610 | 75991 | 5108019898 | Boonea seminuda | 102 | |
| Outer Harbor (Area 3) | 335 | 9/24/2020 | 02 | 585 | S-335-20FSP20-02 | 616 | 79340 | 5506010201 | Anadara transversa | 2 | |
| Outer Harbor (Area 3) | 335 | 9/24/2020 | 02 | 585 | S-335-20FSP20-02 | 637 | 64610 | 5001021104 | Lepidonotus sublevis | 1 | |
| Outer Harbor (Area 3) | 335 | 9/24/2020 | 02 | 585 | S-335-20FSP20-02 | 699 | 93613 | 6169150302 | Ericthonius brasiliensis | 1 | |
| Outer Harbor (Area 3) | 335 | 9/24/2020 | 02 | 585 | S-335-20FSP20-02 | 768 | 89977 | 6153010802 | Heteromysis formosa | 1 | |
| Outer Harbor (Area 3) | 335 | 9/24/2020 | 02 | 585 | S-335-20FSP20-02 | 769 | 98901 | 6189029798 | Dyspanopeus sayi | 4 | |
| Outer Harbor (Area 3) | 335 | 9/24/2020 | 02 | 585 | S-335-20FSP20-02 | 1033 | 67165 | 5001500599 | Dodecaceria sp. | 8 | |
| Outer Harbor (Area 3) | 335 | 9/24/2020 | 02 | 585 | S-335-20FSP20-02 | 1118 | 65517 | 5001219798 | Oxydromus obscurus | 6 | |
| Outer Harbor (Area 3) | 335 | 9/24/2020 | 02 | 585 | S-335-20FSP20-02 | 1127 | 88530 | 6120 | Cyclopoida | 1 | |
| Outer Harbor (Area 3) | 335 | 9/24/2020 | 02 | 585 | S-335-20FSP20-02 | 1146 | 73264 | 5105010301 | Urosalpinx cinerea | 1 | |
| Outer Harbor (Area 3) | 335 | 9/24/2020 | 02 | 585 | S-335-20FSP20-02 | 1153 | 65761 | 5001239398 | Salvatoria clavata | 2 | |
| Outer Harbor (Area 3) | 335 | 9/24/2020 | 02 | 585 | S-335-20FSP20-02 | 1160 | 78958 | 5303060103 | Chaetopleura apiculata | 2 | |
| Outer Harbor (Area 3) | 335 | 9/24/2020 | 02 | 585 | S-335-20FSP20-02 | 1368 | 65631 | 5001230302 | Syllis gracilis | 8 | |
| Outer Harbor (Area 3) | 335 | 9/24/2020 | 02 | 585 | S-335-20FSP20-02 | 1391 | 65727 | 5001230706 | Exogone verugera | 2 | |
| Outer Harbor (Area 3) | 335 | 9/24/2020 | 02 | 585 | S-335-20FSP20-02 | 1779 | 67439 | 5001600401 | Mediomastus ambiseta | 81 | |
| Outer Harbor (Area 3) | 335 | 9/24/2020 | 02 | 585 | S-335-20FSP20-02 | 1846 | 65753 | 5001239698 | Prosphaerosyllis longicauda | 4 | |
| Outer Harbor (Area 3) | 335 | 9/24/2020 | 02 | 585 | S-335-20FSP20-02 | 1893 | 66791 | 5001439698 | Dipolydora socialis | 10 | |
| Outer Harbor (Area 3) | 335 | 9/24/2020 | 02 | 585 | S-335-20FSP20-02 | 1934 | 65789 | 5001231304 | Odontosyllis fulgurans | 2 | |
| Outer Harbor (Area 3) | 335 | 9/24/2020 | 02 | 585 | S-335-20FSP20-02 | 1948 | 68282 | 5001730901 | Hydroides dianthus | 1 | |
| Outer Harbor (Area 3) | 335 | 9/24/2020 | 02 | 585 | S-335-20FSP20-02 | 2040 | 59490 | 47 | Nematoda | | 1 |
| Outer Harbor (Area 3) | 335 | 9/24/2020 | 02 | 585 | S-335-20FSP20-02 | 2064 | 65587 | 500123 | Syllidae | 2 | |
| Outer Harbor (Area 3) | 335 | 9/24/2020 | 02 | 585 | S-335-20FSP20-02 | 2097 | 69459 | 51 | Gastropoda | 1 | |
| Outer Harbor (Area 3) | 335 | 9/24/2020 | 02 | 585 | S-335-20FSP20-02 | 2111 | 86110 | 6119 | Harpacticoida | 1 | |
| Outer Harbor (Area 3) | 335 | 9/24/2020 | 02 | 585 | S-335-20FSP20-02 | 3492 | 67440 | 5001600402 | Mediomastus californiensis | 1 | |
| Outer Harbor (Area 3) | 335 | 9/24/2020 | 02 | 585 | S-335-20FSP20-02 | 3598 | 93458 | 6169069898 | Globosolembos smithi | 6 | |

| | | | | | | | | | | |
|---|---|---|---|---|---|---|---|---|---|---|
| Outer Harbor (Area 3) | 335 | 9/24/2020 | 02 | 585 | S-335-20FSP20-02 | 3941 | 72111 | 5103460401 | Seila adamsii | 4 | |
| Outer Harbor (Area 3) | 335 | 9/24/2020 | 02 | 585 | S-335-20FSP20-02 | 4514 | 72619 | 5103640299 | Crepidula sp. | 2 | |
| Outer Harbor (Area 3) | 335 | 9/24/2020 | 02 | 585 | S-335-20FSP20-02 | 4519 | 66132 | 5001280104 | Glycinde solitaria | 5 | |
| Outer Harbor (Area 3) | 335 | 9/24/2020 | 02 | 585 | S-335-20FSP20-02 | 4595 | 73631 | 5105039798 | Cotonopsis lafresnayi | 2 | |
| Outer Harbor (Area 3) | 335 | 9/24/2020 | 02 | 585 | S-335-20FSP20-02 | 4624 | 67147 | 5001500305 | Tharyx acutus | 46 | |
| Outer Harbor (Area 3) | 335 | 9/24/2020 | 02 | 585 | S-335-20FSP20-02 | 4629 | 81055 | 5515319698 | Macoploma tenta | 3 | |
| Outer Harbor (Area 3) | 335 | 9/24/2020 | 02 | 585 | S-335-20FSP20-02 | 4632 | 74096 | 5105079898 | Busycotypus canaliculatus | 1 | |
| Outer Harbor (Area 3) | 335 | 9/24/2020 | 02 | 585 | S-335-20FSP20-02 | 4817 | 67011 | 5001439898 | Boccardiella hamata | 12 | |
| Outer Harbor (Area 3) | 335 | 9/24/2020 | 02 | 585 | S-335-20FSP20-02 | 4833 | 67450 | 5001600198 | Capitella jonesi | 3 | |
| Outer Harbor (Area 3) | 335 | 9/24/2020 | 02 | 585 | S-335-20FSP20-02 | 4840 | 772548 | 7200010501 | Phascolopsis gouldi | 3 | |
| Outer Harbor (Area 3) | 335 | 9/24/2020 | 02 | 585 | S-335-20FSP20-02 | 4842 | 75774 | 5108019798 | Asmunda elegantula | 1 | |
| Outer Harbor (Area 3) | 335 | 9/24/2020 | 02 | 585 | S-335-20FSP20-02 | 4887 | 67110 | 5001490302 | Spiochaetopterus costarum oculatus | 1 | |
| Outer Harbor (Area 3) | 335 | 9/24/2020 | 02 | 585 | S-335-20FSP20-02 | 4998 | 65722 | 5001230701 | Exogone dispar | 45 | |
| Outer Harbor (Area 3) | 335 | 9/24/2020 | 02 | 585 | S-335-20FSP20-02 | 6352 | 91554 | 615702 | Leptocheliidae | 1 | |
| Outer Harbor (Area 3) | 335 | 9/24/2020 | 02 | 585 | S-335-20FSP20-02 | 6431 | 93606 | 6169159794 | Monocorophium sextonae | 2 | |
| Outer Harbor (Area 3) | 335 | 9/24/2020 | 03 | 586 | S-335-20FSP20-03 | 57 | 65343 | 5001131101 | Eumida sanguinea | 2 | |
| Outer Harbor (Area 3) | 335 | 9/24/2020 | 03 | 586 | S-335-20FSP20-03 | 60 | 640604 | 5001021103 | Lepidonotus squamatus | 1 | |
| Outer Harbor (Area 3) | 335 | 9/24/2020 | 03 | 586 | S-335-20FSP20-03 | 149 | 72623 | 5103640204 | Crepidula fornicata | 96 | |
| Outer Harbor (Area 3) | 335 | 9/24/2020 | 03 | 586 | S-335-20FSP20-03 | 150 | 72627 | 5103640207 | Crepidula plana | 1 | |
| Outer Harbor (Area 3) | 335 | 9/24/2020 | 03 | 586 | S-335-20FSP20-03 | 157 | 73552 | 5105039898 | Astyris lunata | 14 | |
| Outer Harbor (Area 3) | 335 | 9/24/2020 | 03 | 586 | S-335-20FSP20-03 | 178 | 79132 | 5502020204 | Nucula proxima | 5 | |
| Outer Harbor (Area 3) | 335 | 9/24/2020 | 03 | 586 | S-335-20FSP20-03 | 194 | 79798 | 5509090202 | Anomia simplex | 1 | |
| Outer Harbor (Area 3) | 335 | 9/24/2020 | 03 | 586 | S-335-20FSP20-03 | 444 | 64509 | 5001020803 | Harmothoe extenuata | 3 | |
| Outer Harbor (Area 3) | 335 | 9/24/2020 | 03 | 586 | S-335-20FSP20-03 | 450 | 66106 | 5001270104 | Glycera americana | 3 | |
| Outer Harbor (Area 3) | 335 | 9/24/2020 | 03 | 586 | S-335-20FSP20-03 | 462 | 57411 | 4300000000 | Nemertea | 6 | |
| Outer Harbor (Area 3) | 335 | 9/24/2020 | 03 | 586 | S-335-20FSP20-03 | 466 | 68422 | 5004000000 | Oligochaeta | 162 | |
| Outer Harbor (Area 3) | 335 | 9/24/2020 | 03 | 586 | S-335-20FSP20-03 | 610 | 75991 | 5108019898 | Boonea seminuda | 86 | |
| Outer Harbor (Area 3) | 335 | 9/24/2020 | 03 | 586 | S-335-20FSP20-03 | 616 | 79340 | 5506010201 | Anadara transversa | 6 | |
| Outer Harbor (Area 3) | 335 | 9/24/2020 | 03 | 586 | S-335-20FSP20-03 | 745 | 67741 | 5001670298 | Ampharete finmarchica | 1 | |
| Outer Harbor (Area 3) | 335 | 9/24/2020 | 03 | 586 | S-335-20FSP20-03 | 751 | 48529 | 3666060498 | Pione vastifica | | 1 |
| Outer Harbor (Area 3) | 335 | 9/24/2020 | 03 | 586 | S-335-20FSP20-03 | 768 | 89977 | 6153010802 | Heteromysis formosa | 6 | |
| Outer Harbor (Area 3) | 335 | 9/24/2020 | 03 | 586 | S-335-20FSP20-03 | 769 | 98901 | 6189029798 | Dyspanopeus sayi | 2 | |
| Outer Harbor (Area 3) | 335 | 9/24/2020 | 03 | 586 | S-335-20FSP20-03 | 1033 | 67165 | 5001500599 | Dodecaceria sp. | 1 | |
| Outer Harbor (Area 3) | 335 | 9/24/2020 | 03 | 586 | S-335-20FSP20-03 | 1202 | 79118 | 55 | Bivalvia | 1 | |
| Outer Harbor (Area 3) | 335 | 9/24/2020 | 03 | 586 | S-335-20FSP20-03 | 1391 | 65727 | 5001230706 | Exogone verugera | 4 | |
| Outer Harbor (Area 3) | 335 | 9/24/2020 | 03 | 586 | S-335-20FSP20-03 | 1779 | 67439 | 5001600401 | Mediomastus ambiseta | 102 | |
| Outer Harbor (Area 3) | 335 | 9/24/2020 | 03 | 586 | S-335-20FSP20-03 | 1826 | 67959 | 5001680899 | Polycirrus sp. | 1 | |
| Outer Harbor (Area 3) | 335 | 9/24/2020 | 03 | 586 | S-335-20FSP20-03 | 1846 | 65753 | 5001239698 | Prosphaerosyllis longicauda | 1 | |
| Outer Harbor (Area 3) | 335 | 9/24/2020 | 03 | 586 | S-335-20FSP20-03 | 1886 | 93478 | 6169060402 | Microdeutopus anomalus | 2 | |
| Outer Harbor (Area 3) | 335 | 9/24/2020 | 03 | 586 | S-335-20FSP20-03 | 1893 | 66791 | 5001439698 | Dipolydora socialis | 1 | |
| Outer Harbor (Area 3) | 335 | 9/24/2020 | 03 | 586 | S-335-20FSP20-03 | 1902 | 67662 | 5001640498 | Galathowenia oculata | 1 | |

| | | | | | | | | | | |
|---|---|---|---|---|---|---|---|---|---|---|
| Outer Harbor (Area 3) | 335 | 9/24/2020 | 03 | 586 | S-335-20FSP20-03 | 1907 | 67152 | 5001509697 | Kirkegaardia dorsobranchialis | 1 | |
| Outer Harbor (Area 3) | 335 | 9/24/2020 | 03 | 586 | S-335-20FSP20-03 | 1934 | 65789 | 5001231304 | Odontosyllis fulgurans | 1 | |
| Outer Harbor (Area 3) | 335 | 9/24/2020 | 03 | 586 | S-335-20FSP20-03 | 2040 | 59490 | 47 | Nematoda | | 1 |
| Outer Harbor (Area 3) | 335 | 9/24/2020 | 03 | 586 | S-335-20FSP20-03 | 3598 | 93458 | 6169069898 | Globosolembos smithi | 20 | |
| Outer Harbor (Area 3) | 335 | 9/24/2020 | 03 | 586 | S-335-20FSP20-03 | 3941 | 72111 | 5103460401 | Seila adamsii | 2 | |
| Outer Harbor (Area 3) | 335 | 9/24/2020 | 03 | 586 | S-335-20FSP20-03 | 4024 | 75710 | 5108010292 | Turbonilla aequalis | 1 | |
| Outer Harbor (Area 3) | 335 | 9/24/2020 | 03 | 586 | S-335-20FSP20-03 | 4514 | 72619 | 5103640299 | Crepidula sp. | 3 | |
| Outer Harbor (Area 3) | 335 | 9/24/2020 | 03 | 586 | S-335-20FSP20-03 | 4519 | 66132 | 5001280104 | Glycinde solitaria | 6 | |
| Outer Harbor (Area 3) | 335 | 9/24/2020 | 03 | 586 | S-335-20FSP20-03 | 4612 | 67027 | 5001430502 | Prionospio cirrifera | 2 | |
| Outer Harbor (Area 3) | 335 | 9/24/2020 | 03 | 586 | S-335-20FSP20-03 | 4624 | 67147 | 5001500305 | Tharyx acutus | 72 | |
| Outer Harbor (Area 3) | 335 | 9/24/2020 | 03 | 586 | S-335-20FSP20-03 | 4626 | 66441 | 5001330201 | Arabella iricolor | 1 | |
| Outer Harbor (Area 3) | 335 | 9/24/2020 | 03 | 586 | S-335-20FSP20-03 | 4629 | 81055 | 5515319698 | Macoploma tenta | 4 | |
| Outer Harbor (Area 3) | 335 | 9/24/2020 | 03 | 586 | S-335-20FSP20-03 | 4653 | 72032 | 5103460298 | Cerithiopsis greenii | 1 | |
| Outer Harbor (Area 3) | 335 | 9/24/2020 | 03 | 586 | S-335-20FSP20-03 | 4817 | 67011 | 5001439898 | Boccardiella hamata | 7 | |
| Outer Harbor (Area 3) | 335 | 9/24/2020 | 03 | 586 | S-335-20FSP20-03 | 4998 | 65722 | 5001230701 | Exogone dispar | 33 | |
| Outer Harbor (Area 3) | 335 | 9/24/2020 | 03 | 586 | S-335-20FSP20-03 | 6352 | 91554 | 615702 | Leptocheliidae | 1 | |
| Outer Harbor (Area 3) | 335 | 9/24/2020 | 03 | 586 | S-335-20FSP20-03 | 6430 | | 9300000001 | Unidentified eggs/egg cases | | 1 |
| Outer Harbor (Area 3) | 335 | 9/24/2020 | 03 | 586 | S-335-20FSP20-03 | 6431 | 93606 | 6169159794 | Monocorophium sextonae | 6 | |
| Outer Harbor (Area 3) | 338 | 9/24/2020 | 02 | 588 | S-338-20FSP20-02 | 69 | 66028 | 5001250115 | Nephtys incisa | 8 | |
| Outer Harbor (Area 3) | 338 | 9/24/2020 | 02 | 588 | S-338-20FSP20-02 | 162 | 74109 | 5105089898 | Tritia trivittata | 1 | |
| Outer Harbor (Area 3) | 338 | 9/24/2020 | 02 | 588 | S-338-20FSP20-02 | 178 | 79132 | 5502020204 | Nucula proxima | 5 | |
| Outer Harbor (Area 3) | 338 | 9/24/2020 | 02 | 588 | S-338-20FSP20-02 | 252 | 93329 | 6169020108 | Ampelisca abdita | 3 | |
| Outer Harbor (Area 3) | 338 | 9/24/2020 | 02 | 588 | S-338-20FSP20-02 | 399 | 66405 | 5001310204 | Ninoe nigripes | 20 | |
| Outer Harbor (Area 3) | 338 | 9/24/2020 | 02 | 588 | S-338-20FSP20-02 | 462 | 57411 | 4300000000 | Nemertea | 4 | |
| Outer Harbor (Area 3) | 338 | 9/24/2020 | 02 | 588 | S-338-20FSP20-02 | 516 | 79258 | 5502040599 | Yoldia sp. | 1 | |
| Outer Harbor (Area 3) | 338 | 9/24/2020 | 02 | 588 | S-338-20FSP20-02 | 600 | 76117 | 5110040103 | Acteocina canaliculata | 12 | |
| Outer Harbor (Area 3) | 338 | 9/24/2020 | 02 | 588 | S-338-20FSP20-02 | 757 | 53963 | 39 | Platyhelminthes | 1 | |
| Outer Harbor (Area 3) | 338 | 9/24/2020 | 02 | 588 | S-338-20FSP20-02 | 1079 | 84195 | 6110 | Ostracoda | 29 | |
| Outer Harbor (Area 3) | 338 | 9/24/2020 | 02 | 588 | S-338-20FSP20-02 | 1779 | 67439 | 5001600401 | Mediomastus ambiseta | 8 | |
| Outer Harbor (Area 3) | 338 | 9/24/2020 | 02 | 588 | S-338-20FSP20-02 | 1793 | 67947 | 5001680707 | Pista palmata | 4 | |
| Outer Harbor (Area 3) | 338 | 9/24/2020 | 02 | 588 | S-338-20FSP20-02 | 1826 | 67959 | 5001680899 | Polycirrus sp. | 1 | |
| Outer Harbor (Area 3) | 338 | 9/24/2020 | 02 | 588 | S-338-20FSP20-02 | 4389 | 158626 | 8201010302 | Saccoglossus kowalevskii | 7 | |
| Outer Harbor (Area 3) | 338 | 9/24/2020 | 02 | 588 | S-338-20FSP20-02 | 4519 | 66132 | 5001280104 | Glycinde solitaria | 1 | |
| Outer Harbor (Area 3) | 338 | 9/24/2020 | 02 | 588 | S-338-20FSP20-02 | 4528 | 76155 | 5110049898 | Cylichnella oryza | 4 | |
| Outer Harbor (Area 3) | 338 | 9/24/2020 | 02 | 588 | S-338-20FSP20-02 | 4609 | 65470 | 5001210103 | Gyptis vittata | 2 | |
| Outer Harbor (Area 3) | 338 | 9/24/2020 | 02 | 588 | S-338-20FSP20-02 | 4612 | 67027 | 5001430502 | Prionospio cirrifera | 33 | |
| Outer Harbor (Area 3) | 338 | 9/24/2020 | 02 | 588 | S-338-20FSP20-02 | 4629 | 81055 | 5515319698 | Macoploma tenta | 30 | |
| Outer Harbor (Area 3) | 338 | 9/24/2020 | 02 | 588 | S-338-20FSP20-02 | 4838 | 65565 | 5001220401 | Cabira incerta | 1 | |
| Outer Harbor (Area 3) | 338 | 9/24/2020 | 02 | 588 | S-338-20FSP20-02 | 6430 | | 9300000001 | Unidentified eggs/egg cases | | 1 |
| Outer Harbor (Area 3) | 338 | 9/24/2020 | 04 | 590 | S-338-20FSP20-04 | 69 | 66028 | 5001250115 | Nephtys incisa | 8 | |
| Outer Harbor (Area 3) | 338 | 9/24/2020 | 04 | 590 | S-338-20FSP20-04 | 82 | 67528 | 5001630202 | Clymenella torquata | 1 | |

| | | | | | | | | | |
|---|---|---|---|---|---|---|---|---|---|
| Outer Harbor (Area 3) | 338 | 9/24/2020 | 04 | 590 | S-338-20FSP20-04 | 83 | 67585 | 5001631102 | Euclymene collaris | 2 |
| Outer Harbor (Area 3) | 338 | 9/24/2020 | 04 | 590 | S-338-20FSP20-04 | 162 | 74109 | 5105089898 | Tritia trivittata | 1 |
| Outer Harbor (Area 3) | 338 | 9/24/2020 | 04 | 590 | S-338-20FSP20-04 | 178 | 79132 | 5502020204 | Nucula proxima | 2 |
| Outer Harbor (Area 3) | 338 | 9/24/2020 | 04 | 590 | S-338-20FSP20-04 | 235 | 90923 | 6154050801 | Oxyurostylis smithi | 1 |
| Outer Harbor (Area 3) | 338 | 9/24/2020 | 04 | 590 | S-338-20FSP20-04 | 252 | 93329 | 6169020108 | Ampelisca abdita | 1 |
| Outer Harbor (Area 3) | 338 | 9/24/2020 | 04 | 590 | S-338-20FSP20-04 | 387 | 81511 | 5515471301 | Gemma gemma | 2 |
| Outer Harbor (Area 3) | 338 | 9/24/2020 | 04 | 590 | S-338-20FSP20-04 | 399 | 66405 | 5001310204 | Ninoe nigripes | 19 |
| Outer Harbor (Area 3) | 338 | 9/24/2020 | 04 | 590 | S-338-20FSP20-04 | 462 | 57411 | 4300000000 | Nemertea | 3 |
| Outer Harbor (Area 3) | 338 | 9/24/2020 | 04 | 590 | S-338-20FSP20-04 | 466 | 68422 | 5004000000 | Oligochaeta | 4 |
| Outer Harbor (Area 3) | 338 | 9/24/2020 | 04 | 590 | S-338-20FSP20-04 | 600 | 76117 | 5110040103 | Acteocina canaliculata | 37 |
| Outer Harbor (Area 3) | 338 | 9/24/2020 | 04 | 590 | S-338-20FSP20-04 | 642 | 65366 | 5001130108 | Phyllodoce arenae | 1 |
| Outer Harbor (Area 3) | 338 | 9/24/2020 | 04 | 590 | S-338-20FSP20-04 | 664 | 67519 | 5001639898 | Sabaco elongatus | 1 |
| Outer Harbor (Area 3) | 338 | 9/24/2020 | 04 | 590 | S-338-20FSP20-04 | 665 | 67763 | 5001670501 | Melinna cristata | 1 |
| Outer Harbor (Area 3) | 338 | 9/24/2020 | 04 | 590 | S-338-20FSP20-04 | 747 | 65916 | 5001240409 | Nereis grayi | 1 |
| Outer Harbor (Area 3) | 338 | 9/24/2020 | 04 | 590 | S-338-20FSP20-04 | 770 | 67709 | 5001660302 | Pectinaria gouldii | 3 |
| Outer Harbor (Area 3) | 338 | 9/24/2020 | 04 | 590 | S-338-20FSP20-04 | 1079 | 84195 | 6110 | Ostracoda | 18 |
| Outer Harbor (Area 3) | 338 | 9/24/2020 | 04 | 590 | S-338-20FSP20-04 | 1202 | 79118 | 55 | Bivalvia | 3 |
| Outer Harbor (Area 3) | 338 | 9/24/2020 | 04 | 590 | S-338-20FSP20-04 | 1321 | 80959 | 5515250301 | Mulinia lateralis | 2 |
| Outer Harbor (Area 3) | 338 | 9/24/2020 | 04 | 590 | S-338-20FSP20-04 | 1779 | 67439 | 5001600401 | Mediomastus ambiseta | 14 |
| Outer Harbor (Area 3) | 338 | 9/24/2020 | 04 | 590 | S-338-20FSP20-04 | 1793 | 67947 | 5001680707 | Pista palmata | 2 |
| Outer Harbor (Area 3) | 338 | 9/24/2020 | 04 | 590 | S-338-20FSP20-04 | 1826 | 67959 | 5001680899 | Polycirrus sp. | 1 |
| Outer Harbor (Area 3) | 338 | 9/24/2020 | 04 | 590 | S-338-20FSP20-04 | 1907 | 67152 | 5001509697 | Kirkegaardia dorsobranchialis | 1 |
| Outer Harbor (Area 3) | 338 | 9/24/2020 | 04 | 590 | S-338-20FSP20-04 | 3584 | 99002 | 6189069798 | Rathbunixa sayana | 1 |
| Outer Harbor (Area 3) | 338 | 9/24/2020 | 04 | 590 | S-338-20FSP20-04 | 3937 | 81317 | 5515359898 | Cumingia tellinoides | 1 |
| Outer Harbor (Area 3) | 338 | 9/24/2020 | 04 | 590 | S-338-20FSP20-04 | 4389 | 158626 | 8201010302 | Saccoglossus kowalevskii | 2 |
| Outer Harbor (Area 3) | 338 | 9/24/2020 | 04 | 590 | S-338-20FSP20-04 | 4519 | 66132 | 5001280104 | Glycinde solitaria | 3 |
| Outer Harbor (Area 3) | 338 | 9/24/2020 | 04 | 590 | S-338-20FSP20-04 | 4528 | 76155 | 5110049898 | Cylichnella oryza | 1 |
| Outer Harbor (Area 3) | 338 | 9/24/2020 | 04 | 590 | S-338-20FSP20-04 | 4544 | 66949 | 5001432006 | Scolelepis (Parascolelepis) texana | 1 |
| Outer Harbor (Area 3) | 338 | 9/24/2020 | 04 | 590 | S-338-20FSP20-04 | 4609 | 65470 | 5001210103 | Gyptis vittata | 4 |
| Outer Harbor (Area 3) | 338 | 9/24/2020 | 04 | 590 | S-338-20FSP20-04 | 4612 | 67027 | 5001430502 | Prionospio cirrifera | 27 |
| Outer Harbor (Area 3) | 338 | 9/24/2020 | 04 | 590 | S-338-20FSP20-04 | 4629 | 81055 | 5515319698 | Macoploma tenta | 100 |
| Outer Harbor (Area 3) | 338 | 9/24/2020 | 04 | 590 | S-338-20FSP20-04 | 4838 | 65565 | 5001220401 | Cabira incerta | 1 |
| Outer Harbor (Area 3) | 338 | 9/24/2020 | 04 | 590 | S-338-20FSP20-04 | 4887 | 67110 | 5001490302 | Spiochaetopterus costarum oculatus | 2 |
| Outer Harbor (Area 3) | 339 | 9/24/2020 | 02 | 591 | S-339-20FSP20-02 | 69 | 66028 | 5001250115 | Nephtys incisa | 49 |
| Outer Harbor (Area 3) | 339 | 9/24/2020 | 02 | 591 | S-339-20FSP20-02 | 82 | 67528 | 5001630202 | Clymenella torquata | 2 |
| Outer Harbor (Area 3) | 339 | 9/24/2020 | 02 | 591 | S-339-20FSP20-02 | 83 | 67585 | 5001631102 | Euclymene collaris | 1 |
| Outer Harbor (Area 3) | 339 | 9/24/2020 | 02 | 591 | S-339-20FSP20-02 | 92 | 66897 | 5001431001 | Spiophanes bombyx | 1 |
| Outer Harbor (Area 3) | 339 | 9/24/2020 | 02 | 591 | S-339-20FSP20-02 | 162 | 74109 | 5105089898 | Tritia trivittata | 2 |
| Outer Harbor (Area 3) | 339 | 9/24/2020 | 02 | 591 | S-339-20FSP20-02 | 387 | 81511 | 5515471301 | Gemma gemma | 1 |
| Outer Harbor (Area 3) | 339 | 9/24/2020 | 02 | 591 | S-339-20FSP20-02 | 399 | 66405 | 5001310204 | Ninoe nigripes | 11 |
| Outer Harbor (Area 3) | 339 | 9/24/2020 | 02 | 591 | S-339-20FSP20-02 | 462 | 57411 | 4300000000 | Nemertea | 15 |

| | | | | | | | | | | |
|---|---|---|---|---|---|---|---|---|---|---|
| Outer Harbor (Area 3) | 339 | 9/24/2020 | 02 | 591 | S-339-20FSP20-02 | 466 | 68422 | 5004000000 | Oligochaeta | 2 | |
| Outer Harbor (Area 3) | 339 | 9/24/2020 | 02 | 591 | S-339-20FSP20-02 | 516 | 79258 | 5502040599 | Yoldia sp. | 1 | |
| Outer Harbor (Area 3) | 339 | 9/24/2020 | 02 | 591 | S-339-20FSP20-02 | 600 | 76117 | 5110040103 | Acteocina canaliculata | 22 | |
| Outer Harbor (Area 3) | 339 | 9/24/2020 | 02 | 591 | S-339-20FSP20-02 | 616 | 79340 | 5506010201 | Anadara transversa | 1 | |
| Outer Harbor (Area 3) | 339 | 9/24/2020 | 02 | 591 | S-339-20FSP20-02 | 642 | 65366 | 5001130108 | Phyllodoce arenae | 1 | |
| Outer Harbor (Area 3) | 339 | 9/24/2020 | 02 | 591 | S-339-20FSP20-02 | 664 | 67519 | 5001639898 | Sabaco elongatus | 1 | |
| Outer Harbor (Area 3) | 339 | 9/24/2020 | 02 | 591 | S-339-20FSP20-02 | 770 | 67709 | 5001660302 | Pectinaria gouldii | 1 | |
| Outer Harbor (Area 3) | 339 | 9/24/2020 | 02 | 591 | S-339-20FSP20-02 | 1079 | 84195 | 6110 | Ostracoda | 25 | |
| Outer Harbor (Area 3) | 339 | 9/24/2020 | 02 | 591 | S-339-20FSP20-02 | 1779 | 67439 | 5001600401 | Mediomastus ambiseta | 18 | |
| Outer Harbor (Area 3) | 339 | 9/24/2020 | 02 | 591 | S-339-20FSP20-02 | 1793 | 67947 | 5001680707 | Pista palmata | 4 | |
| Outer Harbor (Area 3) | 339 | 9/24/2020 | 02 | 591 | S-339-20FSP20-02 | 1893 | 66791 | 5001439698 | Dipolydora socialis | 1 | |
| Outer Harbor (Area 3) | 339 | 9/24/2020 | 02 | 591 | S-339-20FSP20-02 | 1902 | 67662 | 5001640498 | Galathowenia oculata | 1 | |
| Outer Harbor (Area 3) | 339 | 9/24/2020 | 02 | 591 | S-339-20FSP20-02 | 2040 | 59490 | 47 | Nematoda | | 1 |
| Outer Harbor (Area 3) | 339 | 9/24/2020 | 02 | 591 | S-339-20FSP20-02 | 2075 | 67515 | 500163 | Maldanidae | 1 | |
| Outer Harbor (Area 3) | 339 | 9/24/2020 | 02 | 591 | S-339-20FSP20-02 | 3584 | 99002 | 6189069798 | Rathbunixa sayana | 19 | |
| Outer Harbor (Area 3) | 339 | 9/24/2020 | 02 | 591 | S-339-20FSP20-02 | 4389 | 158626 | 8201010302 | Saccoglossus kowalevskii | 1 | |
| Outer Harbor (Area 3) | 339 | 9/24/2020 | 02 | 591 | S-339-20FSP20-02 | 4519 | 66132 | 5001280104 | Glycinde solitaria | 3 | |
| Outer Harbor (Area 3) | 339 | 9/24/2020 | 02 | 591 | S-339-20FSP20-02 | 4528 | 76155 | 5110049898 | Cylichnella oryza | 7 | |
| Outer Harbor (Area 3) | 339 | 9/24/2020 | 02 | 591 | S-339-20FSP20-02 | 4540 | 97731 | 6183030101 | Naushonia crangonoides | 1 | |
| Outer Harbor (Area 3) | 339 | 9/24/2020 | 02 | 591 | S-339-20FSP20-02 | 4544 | 66949 | 5001432006 | Scolelepis (Parascolelepis) texana | 2 | |
| Outer Harbor (Area 3) | 339 | 9/24/2020 | 02 | 591 | S-339-20FSP20-02 | 4612 | 67027 | 5001430502 | Prionospio cirrifera | 9 | |
| Outer Harbor (Area 3) | 339 | 9/24/2020 | 02 | 591 | S-339-20FSP20-02 | 4629 | 81055 | 5515319698 | Macoploma tenta | 15 | |
| Outer Harbor (Area 3) | 339 | 9/24/2020 | 02 | 591 | S-339-20FSP20-02 | 4838 | 65565 | 5001220401 | Cabira incerta | 1 | |
| Outer Harbor (Area 3) | 339 | 9/24/2020 | 02 | 591 | S-339-20FSP20-02 | 4842 | 75774 | 5108019798 | Asmunda elegantula | 1 | |
| Outer Harbor (Area 3) | 339 | 9/24/2020 | 03 | 592 | S-339-20FSP20-03 | 69 | 66028 | 5001250115 | Nephtys incisa | 18 | |
| Outer Harbor (Area 3) | 339 | 9/24/2020 | 03 | 592 | S-339-20FSP20-03 | 82 | 67528 | 5001630202 | Clymenella torquata | 2 | |
| Outer Harbor (Area 3) | 339 | 9/24/2020 | 03 | 592 | S-339-20FSP20-03 | 157 | 73552 | 5105039898 | Astyris lunata | 1 | |
| Outer Harbor (Area 3) | 339 | 9/24/2020 | 03 | 592 | S-339-20FSP20-03 | 162 | 74109 | 5105089898 | Tritia trivittata | 5 | |
| Outer Harbor (Area 3) | 339 | 9/24/2020 | 03 | 592 | S-339-20FSP20-03 | 178 | 79132 | 5502020204 | Nucula proxima | 2 | |
| Outer Harbor (Area 3) | 339 | 9/24/2020 | 03 | 592 | S-339-20FSP20-03 | 205 | 81692 | 5517010201 | Mya arenaria | 10 | |
| Outer Harbor (Area 3) | 339 | 9/24/2020 | 03 | 592 | S-339-20FSP20-03 | 247 | 544186 | 6162020798 | Edotia triloba | 1 | |
| Outer Harbor (Area 3) | 339 | 9/24/2020 | 03 | 592 | S-339-20FSP20-03 | 399 | 66405 | 5001310204 | Ninoe nigripes | 44 | |
| Outer Harbor (Area 3) | 339 | 9/24/2020 | 03 | 592 | S-339-20FSP20-03 | 462 | 57411 | 4300000000 | Nemertea | 22 | |
| Outer Harbor (Area 3) | 339 | 9/24/2020 | 03 | 592 | S-339-20FSP20-03 | 466 | 68422 | 5004000000 | Oligochaeta | 1 | |
| Outer Harbor (Area 3) | 339 | 9/24/2020 | 03 | 592 | S-339-20FSP20-03 | 600 | 76117 | 5110040103 | Acteocina canaliculata | 34 | |
| Outer Harbor (Area 3) | 339 | 9/24/2020 | 03 | 592 | S-339-20FSP20-03 | 747 | 65916 | 5001240409 | Nereis grayi | 1 | |
| Outer Harbor (Area 3) | 339 | 9/24/2020 | 03 | 592 | S-339-20FSP20-03 | 1079 | 84195 | 6110 | Ostracoda | 40 | |
| Outer Harbor (Area 3) | 339 | 9/24/2020 | 03 | 592 | S-339-20FSP20-03 | 1202 | 79118 | 55 | Bivalvia | 1 | |
| Outer Harbor (Area 3) | 339 | 9/24/2020 | 03 | 592 | S-339-20FSP20-03 | 1321 | 80959 | 5515250301 | Mulinia lateralis | 6 | |
| Outer Harbor (Area 3) | 339 | 9/24/2020 | 03 | 592 | S-339-20FSP20-03 | 1779 | 67439 | 5001600401 | Mediomastus ambiseta | 18 | |
| Outer Harbor (Area 3) | 339 | 9/24/2020 | 03 | 592 | S-339-20FSP20-03 | 1793 | 67947 | 5001680707 | Pista palmata | 2 | |

| | | | | | | | | | |
|---|---|---|---|---|---|---|---|---|---|
| Outer Harbor (Area 3) | 339 | 9/24/2020 03 | 592 | S-339-20FSP20-03 | 3580 | 76083 | 5110019898 | Japonactaeon punctostriatus | 4 |
| Outer Harbor (Area 3) | 339 | 9/24/2020 03 | 592 | S-339-20FSP20-03 | 4389 | 158626 | 8201010302 | Saccoglossus kowalevskii | 2 |
| Outer Harbor (Area 3) | 339 | 9/24/2020 03 | 592 | S-339-20FSP20-03 | 4520 | 75687 | 5108010209 | Turbonilla interrupta | 3 |
| Outer Harbor (Area 3) | 339 | 9/24/2020 03 | 592 | S-339-20FSP20-03 | 4528 | 76155 | 5110049898 | Cylichnella oryza | 10 |
| Outer Harbor (Area 3) | 339 | 9/24/2020 03 | 592 | S-339-20FSP20-03 | 4544 | 66949 | 5001432006 | Scolelepis (Parascolelepis) texana | 6 |
| Outer Harbor (Area 3) | 339 | 9/24/2020 03 | 592 | S-339-20FSP20-03 | 4612 | 67027 | 5001430502 | Prionospio cirrifera | 11 |
| Outer Harbor (Area 3) | 339 | 9/24/2020 03 | 592 | S-339-20FSP20-03 | 4617 | 66714 | 5001410698 | Cirrophorus furcatus | 1 |
| Outer Harbor (Area 3) | 339 | 9/24/2020 03 | 592 | S-339-20FSP20-03 | 4624 | 67147 | 5001500305 | Tharyx acutus | 1 |
| Outer Harbor (Area 3) | 339 | 9/24/2020 03 | 592 | S-339-20FSP20-03 | 4628 | 568245 | 5515109798 | Pythinella cuneata | 10 |
| Outer Harbor (Area 3) | 339 | 9/24/2020 03 | 592 | S-339-20FSP20-03 | 4629 | 81055 | 5515319698 | Macoploma tenta | 10 |
| Outer Harbor (Area 3) | 339 | 9/24/2020 03 | 592 | S-339-20FSP20-03 | 4887 | 67110 | 5001490302 | Spiochaetopterus costarum oculatus | 1 |
| Outer Harbor (Area 3) | 341 | 9/24/2020 02 | 594 | S-341-20FSP20-02 | 57 | 65343 | 5001131101 | Eumida sanguinea | 1 |
| Outer Harbor (Area 3) | 341 | 9/24/2020 02 | 594 | S-341-20FSP20-02 | 80 | 67313 | 5001570101 | Scalibregma inflatum | 1 |
| Outer Harbor (Area 3) | 341 | 9/24/2020 02 | 594 | S-341-20FSP20-02 | 83 | 67585 | 5001631102 | Euclymene collaris | 7 |
| Outer Harbor (Area 3) | 341 | 9/24/2020 02 | 594 | S-341-20FSP20-02 | 84 | 67536 | 5001630301 | Maldane sarsi | 1 |
| Outer Harbor (Area 3) | 341 | 9/24/2020 02 | 594 | S-341-20FSP20-02 | 92 | 66897 | 5001431001 | Spiophanes bombyx | 20 |
| Outer Harbor (Area 3) | 341 | 9/24/2020 02 | 594 | S-341-20FSP20-02 | 95 | 66764 | 5001410208 | Aricidea (Acmira) catherinae | 4 |
| Outer Harbor (Area 3) | 341 | 9/24/2020 02 | 594 | S-341-20FSP20-02 | 162 | 74109 | 5105089898 | Tritia trivittata | 3 |
| Outer Harbor (Area 3) | 341 | 9/24/2020 02 | 594 | S-341-20FSP20-02 | 178 | 79132 | 5502020204 | Nucula proxima | 1 |
| Outer Harbor (Area 3) | 341 | 9/24/2020 02 | 594 | S-341-20FSP20-02 | 179 | 79134 | 5502029897 | Ennucula delphinodonta | 1 |
| Outer Harbor (Area 3) | 341 | 9/24/2020 02 | 594 | S-341-20FSP20-02 | 203 | 81088 | 5515319898 | Ameritella agilis | 3 |
| Outer Harbor (Area 3) | 341 | 9/24/2020 02 | 594 | S-341-20FSP20-02 | 208 | 81926 | 5520050206 | Lyonsia hyalina | 2 |
| Outer Harbor (Area 3) | 341 | 9/24/2020 02 | 594 | S-341-20FSP20-02 | 252 | 93329 | 6169020108 | Ampelisca abdita | 4 |
| Outer Harbor (Area 3) | 341 | 9/24/2020 02 | 594 | S-341-20FSP20-02 | 253 | 93330 | 6169020109 | Ampelisca vadorum | 1 |
| Outer Harbor (Area 3) | 341 | 9/24/2020 02 | 594 | S-341-20FSP20-02 | 399 | 66405 | 5001310204 | Ninoe nigripes | 39 |
| Outer Harbor (Area 3) | 341 | 9/24/2020 02 | 594 | S-341-20FSP20-02 | 450 | 66106 | 5001270104 | Glycera americana | 7 |
| Outer Harbor (Area 3) | 341 | 9/24/2020 02 | 594 | S-341-20FSP20-02 | 462 | 57411 | 4300000000 | Nemertea | 19 |
| Outer Harbor (Area 3) | 341 | 9/24/2020 02 | 594 | S-341-20FSP20-02 | 466 | 68422 | 5004000000 | Oligochaeta | 25 |
| Outer Harbor (Area 3) | 341 | 9/24/2020 02 | 594 | S-341-20FSP20-02 | 516 | 79258 | 5502040599 | Yoldia sp. | 2 |
| Outer Harbor (Area 3) | 341 | 9/24/2020 02 | 594 | S-341-20FSP20-02 | 613 | 75676 | 5108010299 | Turbonilla sp. | 3 |
| Outer Harbor (Area 3) | 341 | 9/24/2020 02 | 594 | S-341-20FSP20-02 | 642 | 65366 | 5001130108 | Phyllodoce arenae | 2 |
| Outer Harbor (Area 3) | 341 | 9/24/2020 02 | 594 | S-341-20FSP20-02 | 663 | 67429 | 5001600306 | Notomastus latericeus | 14 |
| Outer Harbor (Area 3) | 341 | 9/24/2020 02 | 594 | S-341-20FSP20-02 | 664 | 67519 | 5001639898 | Sabaco elongatus | 3 |
| Outer Harbor (Area 3) | 341 | 9/24/2020 02 | 594 | S-341-20FSP20-02 | 665 | 67763 | 5001670501 | Melinna cristata | 1 |
| Outer Harbor (Area 3) | 341 | 9/24/2020 02 | 594 | S-341-20FSP20-02 | 747 | 65916 | 5001240409 | Nereis grayi | 2 |
| Outer Harbor (Area 3) | 341 | 9/24/2020 02 | 594 | S-341-20FSP20-02 | 770 | 67709 | 5001660302 | Pectinaria gouldii | 2 |
| Outer Harbor (Area 3) | 341 | 9/24/2020 02 | 594 | S-341-20FSP20-02 | 1065 | 51938 | 3740 | Anthozoa | 1 |
| Outer Harbor (Area 3) | 341 | 9/24/2020 02 | 594 | S-341-20FSP20-02 | 1079 | 84195 | 6110 | Ostracoda | 7 |
| Outer Harbor (Area 3) | 341 | 9/24/2020 02 | 594 | S-341-20FSP20-02 | 1118 | 65517 | 5001219798 | Oxydromus obscurus | 2 |
| Outer Harbor (Area 3) | 341 | 9/24/2020 02 | 594 | S-341-20FSP20-02 | 1190 | 93331 | 6169020110 | Ampelisca verrilli | 3 |
| Outer Harbor (Area 3) | 341 | 9/24/2020 02 | 594 | S-341-20FSP20-02 | 1202 | 79118 | 55 | Bivalvia | 1 |

| | | | | | | | | | | |
|---|---|---|---|---|---|---|---|---|---|---|
| Outer Harbor (Area 3) | 341 | 9/24/2020 02 | 594 | S-341-20FSP20-02 | 1295 | 81501 | 5515471201 | Pitar morrhuanus | 1 | |
| Outer Harbor (Area 3) | 341 | 9/24/2020 02 | 594 | S-341-20FSP20-02 | 1779 | 67439 | 5001600401 | Mediomastus ambiseta | 32 | |
| Outer Harbor (Area 3) | 341 | 9/24/2020 02 | 594 | S-341-20FSP20-02 | 1793 | 67947 | 5001680707 | Pista palmata | 5 | |
| Outer Harbor (Area 3) | 341 | 9/24/2020 02 | 594 | S-341-20FSP20-02 | 1826 | 67959 | 5001680899 | Polycirrus sp. | 2 | |
| Outer Harbor (Area 3) | 341 | 9/24/2020 02 | 594 | S-341-20FSP20-02 | 1846 | 65753 | 5001239698 | Prosphaerosyllis longicauda | 1 | |
| Outer Harbor (Area 3) | 341 | 9/24/2020 02 | 594 | S-341-20FSP20-02 | 1893 | 66791 | 5001439698 | Dipolydora socialis | 1 | |
| Outer Harbor (Area 3) | 341 | 9/24/2020 02 | 594 | S-341-20FSP20-02 | 1907 | 67152 | 5001509697 | Kirkegaardia dorsobranchialis | 8 | |
| Outer Harbor (Area 3) | 341 | 9/24/2020 02 | 594 | S-341-20FSP20-02 | 2040 | 59490 | 47 | Nematoda | | 1 |
| Outer Harbor (Area 3) | 341 | 9/24/2020 02 | 594 | S-341-20FSP20-02 | 2075 | 67515 | 500163 | Maldanidae | 5 | |
| Outer Harbor (Area 3) | 341 | 9/24/2020 02 | 594 | S-341-20FSP20-02 | 2111 | 86110 | 6119 | Harpacticoida | 3 | |
| Outer Harbor (Area 3) | 341 | 9/24/2020 02 | 594 | S-341-20FSP20-02 | 3535 | 65824 | 5001239598 | Opisthodonta longocirrata | 1 | |
| Outer Harbor (Area 3) | 341 | 9/24/2020 02 | 594 | S-341-20FSP20-02 | 3580 | 76083 | 5110019898 | Japonactaeon punctostriatus | 4 | |
| Outer Harbor (Area 3) | 341 | 9/24/2020 02 | 594 | S-341-20FSP20-02 | 4389 | 158626 | 8201010302 | Saccoglossus kowalevskii | 1 | |
| Outer Harbor (Area 3) | 341 | 9/24/2020 02 | 594 | S-341-20FSP20-02 | 4519 | 66132 | 5001280104 | Glycinde solitaria | 8 | |
| Outer Harbor (Area 3) | 341 | 9/24/2020 02 | 594 | S-341-20FSP20-02 | 4544 | 66949 | 5001432006 | Scolelepis (Parascolelepis) texana | 5 | |
| Outer Harbor (Area 3) | 341 | 9/24/2020 02 | 594 | S-341-20FSP20-02 | 4612 | 67027 | 5001430502 | Prionospio cirrifera | 11 | |
| Outer Harbor (Area 3) | 341 | 9/24/2020 02 | 594 | S-341-20FSP20-02 | 4617 | 66714 | 5001410698 | Cirrophorus furcatus | 1 | |
| Outer Harbor (Area 3) | 341 | 9/24/2020 02 | 594 | S-341-20FSP20-02 | 4623 | 66748 | 5001410211 | Aricidea (Acmira) cerruti | 2 | |
| Outer Harbor (Area 3) | 341 | 9/24/2020 02 | 594 | S-341-20FSP20-02 | 4624 | 67147 | 5001500305 | Tharyx acutus | 2 | |
| Outer Harbor (Area 3) | 341 | 9/24/2020 02 | 594 | S-341-20FSP20-02 | 4626 | 66441 | 5001330201 | Arabella iricolor | 1 | |
| Outer Harbor (Area 3) | 341 | 9/24/2020 02 | 594 | S-341-20FSP20-02 | 4629 | 81055 | 5515319698 | Macoploma tenta | 3 | |
| Outer Harbor (Area 3) | 341 | 9/24/2020 02 | 594 | S-341-20FSP20-02 | 4637 | 83682 | 6102010101 | Hutchinsoniella macracantha | 2 | |
| Outer Harbor (Area 3) | 341 | 9/24/2020 02 | 594 | S-341-20FSP20-02 | 4835 | 67003 | 5001439896 | Carazziella hobsonae | 1 | |
| Outer Harbor (Area 3) | 341 | 9/24/2020 02 | 594 | S-341-20FSP20-02 | 4838 | 65565 | 5001220401 | Cabira incerta | 2 | |
| Outer Harbor (Area 3) | 341 | 9/24/2020 02 | 594 | S-341-20FSP20-02 | 4887 | 67110 | 5001490302 | Spiochaetopterus costarum oculatus | 1 | |
| Outer Harbor (Area 3) | 341 | 9/24/2020 02 | 594 | S-341-20FSP20-02 | 4909 | 66054 | 5001250298 | Micronephthys neotena | 1 | |
| Outer Harbor (Area 3) | 341 | 9/24/2020 02 | 594 | S-341-20FSP20-02 | 6430 | | 9300000001 | Unidentified eggs/egg cases | | 1 |
| Outer Harbor (Area 3) | 341 | 9/24/2020 04 | 596 | S-341-20FSP20-04 | 82 | 67528 | 5001630202 | Clymenella torquata | 2 | |
| Outer Harbor (Area 3) | 341 | 9/24/2020 04 | 596 | S-341-20FSP20-04 | 83 | 67585 | 5001631102 | Euclymene collaris | 6 | |
| Outer Harbor (Area 3) | 341 | 9/24/2020 04 | 596 | S-341-20FSP20-04 | 92 | 66897 | 5001431001 | Spiophanes bombyx | 24 | |
| Outer Harbor (Area 3) | 341 | 9/24/2020 04 | 596 | S-341-20FSP20-04 | 178 | 79132 | 5502020204 | Nucula proxima | 2 | |
| Outer Harbor (Area 3) | 341 | 9/24/2020 04 | 596 | S-341-20FSP20-04 | 179 | 79134 | 5502029897 | Ennucula delphinodonta | 1 | |
| Outer Harbor (Area 3) | 341 | 9/24/2020 04 | 596 | S-341-20FSP20-04 | 203 | 81088 | 5515319898 | Ameritella agilis | 1 | |
| Outer Harbor (Area 3) | 341 | 9/24/2020 04 | 596 | S-341-20FSP20-04 | 208 | 81926 | 5520050206 | Lyonsia hyalina | 5 | |
| Outer Harbor (Area 3) | 341 | 9/24/2020 04 | 596 | S-341-20FSP20-04 | 252 | 93329 | 6169020108 | Ampelisca abdita | 6 | |
| Outer Harbor (Area 3) | 341 | 9/24/2020 04 | 596 | S-341-20FSP20-04 | 399 | 66405 | 5001310204 | Ninoe nigripes | 14 | |
| Outer Harbor (Area 3) | 341 | 9/24/2020 04 | 596 | S-341-20FSP20-04 | 450 | 66106 | 5001270104 | Glycera americana | 10 | |
| Outer Harbor (Area 3) | 341 | 9/24/2020 04 | 596 | S-341-20FSP20-04 | 462 | 57411 | 4300000000 | Nemertea | 7 | |
| Outer Harbor (Area 3) | 341 | 9/24/2020 04 | 596 | S-341-20FSP20-04 | 466 | 68422 | 5004000000 | Oligochaeta | 40 | |
| Outer Harbor (Area 3) | 341 | 9/24/2020 04 | 596 | S-341-20FSP20-04 | 516 | 79258 | 5502040599 | Yoldia sp. | 5 | |
| Outer Harbor (Area 3) | 341 | 9/24/2020 04 | 596 | S-341-20FSP20-04 | 600 | 76117 | 5110040103 | Acteocina canaliculata | 20 | |

| | | | | | | | | | | |
|---|---|---|---|---|---|---|---|---|---|---|
| Outer Harbor (Area 3) | 341 | 9/24/2020 | 04 | 596 | S-341-20FSP20-04 | 613 | 75676 | 5108010299 | Turbonilla sp. | 1 | |
| Outer Harbor (Area 3) | 341 | 9/24/2020 | 04 | 596 | S-341-20FSP20-04 | 654 | 66180 | 5001290201 | Diopatra cuprea | 1 | |
| Outer Harbor (Area 3) | 341 | 9/24/2020 | 04 | 596 | S-341-20FSP20-04 | 663 | 67429 | 5001600306 | Notomastus latericeus | 18 | |
| Outer Harbor (Area 3) | 341 | 9/24/2020 | 04 | 596 | S-341-20FSP20-04 | 664 | 67519 | 5001639898 | Sabaco elongatus | 1 | |
| Outer Harbor (Area 3) | 341 | 9/24/2020 | 04 | 596 | S-341-20FSP20-04 | 678 | 90790 | 6154040110 | Leucon americanus | 1 | |
| Outer Harbor (Area 3) | 341 | 9/24/2020 | 04 | 596 | S-341-20FSP20-04 | 747 | 65916 | 5001240409 | Nereis grayi | 1 | |
| Outer Harbor (Area 3) | 341 | 9/24/2020 | 04 | 596 | S-341-20FSP20-04 | 770 | 67709 | 5001660302 | Pectinaria gouldii | 1 | |
| Outer Harbor (Area 3) | 341 | 9/24/2020 | 04 | 596 | S-341-20FSP20-04 | 1065 | 51938 | 3740 | Anthozoa | 2 | |
| Outer Harbor (Area 3) | 341 | 9/24/2020 | 04 | 596 | S-341-20FSP20-04 | 1079 | 84195 | 6110 | Ostracoda | 2 | |
| Outer Harbor (Area 3) | 341 | 9/24/2020 | 04 | 596 | S-341-20FSP20-04 | 1190 | 93331 | 6169020110 | Ampelisca verrilli | 5 | |
| Outer Harbor (Area 3) | 341 | 9/24/2020 | 04 | 596 | S-341-20FSP20-04 | 1317 | 81627 | 5515480102 | Petricolaria pholadiformis | 2 | |
| Outer Harbor (Area 3) | 341 | 9/24/2020 | 04 | 596 | S-341-20FSP20-04 | 1779 | 67439 | 5001600401 | Mediomastus ambiseta | 12 | |
| Outer Harbor (Area 3) | 341 | 9/24/2020 | 04 | 596 | S-341-20FSP20-04 | 1793 | 67947 | 5001680707 | Pista palmata | 3 | |
| Outer Harbor (Area 3) | 341 | 9/24/2020 | 04 | 596 | S-341-20FSP20-04 | 1837 | 159621 | 8406039898 | Bostrichobranchus pilularis | 1 | |
| Outer Harbor (Area 3) | 341 | 9/24/2020 | 04 | 596 | S-341-20FSP20-04 | 1893 | 66791 | 5001439698 | Dipolydora socialis | 1 | |
| Outer Harbor (Area 3) | 341 | 9/24/2020 | 04 | 596 | S-341-20FSP20-04 | 1907 | 67152 | 5001509697 | Kirkegaardia dorsobranchialis | 2 | |
| Outer Harbor (Area 3) | 341 | 9/24/2020 | 04 | 596 | S-341-20FSP20-04 | 2040 | 59490 | 47 | Nematoda | | 1 |
| Outer Harbor (Area 3) | 341 | 9/24/2020 | 04 | 596 | S-341-20FSP20-04 | 2111 | 86110 | 6119 | Harpacticoida | 4 | |
| Outer Harbor (Area 3) | 341 | 9/24/2020 | 04 | 596 | S-341-20FSP20-04 | 3580 | 76083 | 5110019898 | Japonactaeon punctostriatus | 5 | |
| Outer Harbor (Area 3) | 341 | 9/24/2020 | 04 | 596 | S-341-20FSP20-04 | 4389 | 158626 | 8201010302 | Saccoglossus kowalevskii | 2 | |
| Outer Harbor (Area 3) | 341 | 9/24/2020 | 04 | 596 | S-341-20FSP20-04 | 4519 | 66132 | 5001280104 | Glycinde solitaria | 6 | |
| Outer Harbor (Area 3) | 341 | 9/24/2020 | 04 | 596 | S-341-20FSP20-04 | 4528 | 76155 | 5110049898 | Cylichnella oryza | 9 | |
| Outer Harbor (Area 3) | 341 | 9/24/2020 | 04 | 596 | S-341-20FSP20-04 | 4544 | 66949 | 5001432006 | Scolelepis (Parascolelepis) texana | 1 | |
| Outer Harbor (Area 3) | 341 | 9/24/2020 | 04 | 596 | S-341-20FSP20-04 | 4609 | 65470 | 5001210103 | Gyptis vittata | 3 | |
| Outer Harbor (Area 3) | 341 | 9/24/2020 | 04 | 596 | S-341-20FSP20-04 | 4612 | 67027 | 5001430502 | Prionospio cirrifera | 29 | |
| Outer Harbor (Area 3) | 341 | 9/24/2020 | 04 | 596 | S-341-20FSP20-04 | 4617 | 66714 | 5001410698 | Cirrophorus furcatus | 1 | |
| Outer Harbor (Area 3) | 341 | 9/24/2020 | 04 | 596 | S-341-20FSP20-04 | 4623 | 66748 | 5001410211 | Aricidea (Acmira) cerruti | 1 | |
| Outer Harbor (Area 3) | 341 | 9/24/2020 | 04 | 596 | S-341-20FSP20-04 | 4624 | 67147 | 5001500305 | Tharyx acutus | 3 | |
| Outer Harbor (Area 3) | 341 | 9/24/2020 | 04 | 596 | S-341-20FSP20-04 | 4626 | 66441 | 5001330201 | Arabella iricolor | 1 | |
| Outer Harbor (Area 3) | 341 | 9/24/2020 | 04 | 596 | S-341-20FSP20-04 | 4629 | 81055 | 5515319698 | Macoploma tenta | 4 | |
| Outer Harbor (Area 3) | 341 | 9/24/2020 | 04 | 596 | S-341-20FSP20-04 | 4637 | 83682 | 6102010101 | Hutchinsoniella macracantha | 2 | |
| Outer Harbor (Area 3) | 341 | 9/24/2020 | 04 | 596 | S-341-20FSP20-04 | 4838 | 65565 | 5001220401 | Cabira incerta | 1 | |
| Outer Harbor (Area 3) | 341 | 9/24/2020 | 04 | 596 | S-341-20FSP20-04 | 4842 | 75774 | 5108019798 | Asmunda elegantula | 3 | |
| Outer Harbor (Area 3) | 341 | 9/24/2020 | 04 | 596 | S-341-20FSP20-04 | 5707 | 81274 | 5515330202 | Tagelus divisus | 1 | |
| Outer Harbor (Area 3) | 341 | 9/24/2020 | 04 | 596 | S-341-20FSP20-04 | 5819 | 79123 | 550202 | Nuculidae | 1 | |
| Outer Harbor (Area 3) | 345 | 9/24/2020 | 02 | 597 | S-345-20FSP20-02 | 69 | 66028 | 5001250115 | Nephtys incisa | 5 | |
| Outer Harbor (Area 3) | 345 | 9/24/2020 | 02 | 597 | S-345-20FSP20-02 | 92 | 66897 | 5001431001 | Spiophanes bombyx | 1 | |
| Outer Harbor (Area 3) | 345 | 9/24/2020 | 02 | 597 | S-345-20FSP20-02 | 178 | 79132 | 5502020204 | Nucula proxima | 2 | |
| Outer Harbor (Area 3) | 345 | 9/24/2020 | 02 | 597 | S-345-20FSP20-02 | 203 | 81088 | 5515319898 | Ameritella agilis | 1 | |
| Outer Harbor (Area 3) | 345 | 9/24/2020 | 02 | 597 | S-345-20FSP20-02 | 252 | 93329 | 6169020108 | Ampelisca abdita | 1 | |
| Outer Harbor (Area 3) | 345 | 9/24/2020 | 02 | 597 | S-345-20FSP20-02 | 399 | 66405 | 5001310204 | Ninoe nigripes | 20 | |

| | | | | | | | | | |
|---|---|---|---|---|---|---|---|---|---|
| Outer Harbor (Area 3) | 345 | 9/24/2020 | 02 | 597 | S-345-20FSP20-02 | 462 | 57411 | 4300000000 | Nemertea | 12 |
| Outer Harbor (Area 3) | 345 | 9/24/2020 | 02 | 597 | S-345-20FSP20-02 | 466 | 68422 | 5004000000 | Oligochaeta | 1 |
| Outer Harbor (Area 3) | 345 | 9/24/2020 | 02 | 597 | S-345-20FSP20-02 | 600 | 76117 | 5110040103 | Acteocina canaliculata | 3 |
| Outer Harbor (Area 3) | 345 | 9/24/2020 | 02 | 597 | S-345-20FSP20-02 | 613 | 75676 | 5108010299 | Turbonilla sp. | 1 |
| Outer Harbor (Area 3) | 345 | 9/24/2020 | 02 | 597 | S-345-20FSP20-02 | 757 | 53963 | 39 | Platyhelminthes | 1 |
| Outer Harbor (Area 3) | 345 | 9/24/2020 | 02 | 597 | S-345-20FSP20-02 | 1079 | 84195 | 6110 | Ostracoda | 2 |
| Outer Harbor (Area 3) | 345 | 9/24/2020 | 02 | 597 | S-345-20FSP20-02 | 1321 | 80959 | 5515250301 | Mulinia lateralis | 1 |
| Outer Harbor (Area 3) | 345 | 9/24/2020 | 02 | 597 | S-345-20FSP20-02 | 1779 | 67439 | 5001600401 | Mediomastus ambiseta | 12 |
| Outer Harbor (Area 3) | 345 | 9/24/2020 | 02 | 597 | S-345-20FSP20-02 | 1793 | 67947 | 5001680707 | Pista palmata | 5 |
| Outer Harbor (Area 3) | 345 | 9/24/2020 | 02 | 597 | S-345-20FSP20-02 | 1893 | 66791 | 5001439698 | Dipolydora socialis | 2 |
| Outer Harbor (Area 3) | 345 | 9/24/2020 | 02 | 597 | S-345-20FSP20-02 | 3584 | 99002 | 6189069798 | Rathbunixa sayana | 3 |
| Outer Harbor (Area 3) | 345 | 9/24/2020 | 02 | 597 | S-345-20FSP20-02 | 4389 | 158626 | 8201010302 | Saccoglossus kowalevskii | 9 |
| Outer Harbor (Area 3) | 345 | 9/24/2020 | 02 | 597 | S-345-20FSP20-02 | 4519 | 66132 | 5001280104 | Glycinde solitaria | 4 |
| Outer Harbor (Area 3) | 345 | 9/24/2020 | 02 | 597 | S-345-20FSP20-02 | 4528 | 76155 | 5110049898 | Cylichnella oryza | 1 |
| Outer Harbor (Area 3) | 345 | 9/24/2020 | 02 | 597 | S-345-20FSP20-02 | 4544 | 66949 | 5001432006 | Scolelepis (Parascolelepis) texana | 2 |
| Outer Harbor (Area 3) | 345 | 9/24/2020 | 02 | 597 | S-345-20FSP20-02 | 4612 | 67027 | 5001430502 | Prionospio cirrifera | 1 |
| Outer Harbor (Area 3) | 345 | 9/24/2020 | 02 | 597 | S-345-20FSP20-02 | 4626 | 66441 | 5001330201 | Arabella iricolor | 1 |
| Outer Harbor (Area 3) | 345 | 9/24/2020 | 02 | 597 | S-345-20FSP20-02 | 4629 | 81055 | 5515319698 | Macoploma tenta | 3 |
| Outer Harbor (Area 3) | 345 | 9/24/2020 | 02 | 597 | S-345-20FSP20-02 | 4835 | 67003 | 5001439896 | Carazziella hobsonae | 1 |
| Outer Harbor (Area 3) | 345 | 9/24/2020 | 03 | 598 | S-345-20FSP20-03 | 69 | 66028 | 5001250115 | Nephtys incisa | 14 |
| Outer Harbor (Area 3) | 345 | 9/24/2020 | 03 | 598 | S-345-20FSP20-03 | 82 | 67528 | 5001630202 | Clymenella torquata | 2 |
| Outer Harbor (Area 3) | 345 | 9/24/2020 | 03 | 598 | S-345-20FSP20-03 | 83 | 67585 | 5001631102 | Euclymene collaris | 3 |
| Outer Harbor (Area 3) | 345 | 9/24/2020 | 03 | 598 | S-345-20FSP20-03 | 84 | 67536 | 5001630301 | Maldane sarsi | 7 |
| Outer Harbor (Area 3) | 345 | 9/24/2020 | 03 | 598 | S-345-20FSP20-03 | 92 | 66897 | 5001431001 | Spiophanes bombyx | 2 |
| Outer Harbor (Area 3) | 345 | 9/24/2020 | 03 | 598 | S-345-20FSP20-03 | 162 | 74109 | 5105089898 | Tritia trivittata | 3 |
| Outer Harbor (Area 3) | 345 | 9/24/2020 | 03 | 598 | S-345-20FSP20-03 | 178 | 79132 | 5502020204 | Nucula proxima | 1 |
| Outer Harbor (Area 3) | 345 | 9/24/2020 | 03 | 598 | S-345-20FSP20-03 | 186 | 79501 | 5507010601 | Modiolus modiolus | 1 |
| Outer Harbor (Area 3) | 345 | 9/24/2020 | 03 | 598 | S-345-20FSP20-03 | 199 | 80900 | 5515220601 | Parvicardium pinnulatum | 1 |
| Outer Harbor (Area 3) | 345 | 9/24/2020 | 03 | 598 | S-345-20FSP20-03 | 203 | 81088 | 5515319898 | Ameritella agilis | 13 |
| Outer Harbor (Area 3) | 345 | 9/24/2020 | 03 | 598 | S-345-20FSP20-03 | 205 | 81692 | 5517010201 | Mya arenaria | 5 |
| Outer Harbor (Area 3) | 345 | 9/24/2020 | 03 | 598 | S-345-20FSP20-03 | 208 | 81926 | 5520050206 | Lyonsia hyalina | 2 |
| Outer Harbor (Area 3) | 345 | 9/24/2020 | 03 | 598 | S-345-20FSP20-03 | 252 | 93329 | 6169020108 | Ampelisca abdita | 2 |
| Outer Harbor (Area 3) | 345 | 9/24/2020 | 03 | 598 | S-345-20FSP20-03 | 357 | 157325 | 8120 | Ophiuroidea | 1 |
| Outer Harbor (Area 3) | 345 | 9/24/2020 | 03 | 598 | S-345-20FSP20-03 | 399 | 66405 | 5001310204 | Ninoe nigripes | 81 |
| Outer Harbor (Area 3) | 345 | 9/24/2020 | 03 | 598 | S-345-20FSP20-03 | 450 | 66106 | 5001270104 | Glycera americana | 3 |
| Outer Harbor (Area 3) | 345 | 9/24/2020 | 03 | 598 | S-345-20FSP20-03 | 462 | 57411 | 4300000000 | Nemertea | 11 |
| Outer Harbor (Area 3) | 345 | 9/24/2020 | 03 | 598 | S-345-20FSP20-03 | 466 | 68422 | 5004000000 | Oligochaeta | 10 |
| Outer Harbor (Area 3) | 345 | 9/24/2020 | 03 | 598 | S-345-20FSP20-03 | 600 | 76117 | 5110040103 | Acteocina canaliculata | 18 |
| Outer Harbor (Area 3) | 345 | 9/24/2020 | 03 | 598 | S-345-20FSP20-03 | 613 | 75676 | 5108010299 | Turbonilla sp. | 1 |
| Outer Harbor (Area 3) | 345 | 9/24/2020 | 03 | 598 | S-345-20FSP20-03 | 663 | 67429 | 5001600306 | Notomastus latericeus | 1 |
| Outer Harbor (Area 3) | 345 | 9/24/2020 | 03 | 598 | S-345-20FSP20-03 | 664 | 67519 | 5001639898 | Sabaco elongatus | 1 |

| | | | | | | | | | | |
|---|---|---|---|---|---|---|---|---|---|---|
| Outer Harbor (Area 3) | 345 | 9/24/2020 03 | 598 | S-345-20FSP20-03 | 747 | 65916 | 5001240409 | Nereis grayi | 1 | |
| Outer Harbor (Area 3) | 345 | 9/24/2020 03 | 598 | S-345-20FSP20-03 | 770 | 67709 | 5001660302 | Pectinaria gouldii | 1 | |
| Outer Harbor (Area 3) | 345 | 9/24/2020 03 | 598 | S-345-20FSP20-03 | 1065 | 51938 | 3740 | Anthozoa | 2 | |
| Outer Harbor (Area 3) | 345 | 9/24/2020 03 | 598 | S-345-20FSP20-03 | 1079 | 84195 | 6110 | Ostracoda | 43 | |
| Outer Harbor (Area 3) | 345 | 9/24/2020 03 | 598 | S-345-20FSP20-03 | 1118 | 65517 | 5001219798 | Oxydromus obscurus | 1 | |
| Outer Harbor (Area 3) | 345 | 9/24/2020 03 | 598 | S-345-20FSP20-03 | 1147 | 78156 | 5127 | Nudibranchia | 1 | |
| Outer Harbor (Area 3) | 345 | 9/24/2020 03 | 598 | S-345-20FSP20-03 | 1202 | 79118 | 55 | Bivalvia | 4 | |
| Outer Harbor (Area 3) | 345 | 9/24/2020 03 | 598 | S-345-20FSP20-03 | 1295 | 81501 | 5515471201 | Pitar morrhuanus | 2 | |
| Outer Harbor (Area 3) | 345 | 9/24/2020 03 | 598 | S-345-20FSP20-03 | 1779 | 67439 | 5001600401 | Mediomastus ambiseta | 16 | |
| Outer Harbor (Area 3) | 345 | 9/24/2020 03 | 598 | S-345-20FSP20-03 | 1793 | 67947 | 5001680707 | Pista palmata | 3 | |
| Outer Harbor (Area 3) | 345 | 9/24/2020 03 | 598 | S-345-20FSP20-03 | 1826 | 67959 | 5001680899 | Polycirrus sp. | 2 | |
| Outer Harbor (Area 3) | 345 | 9/24/2020 03 | 598 | S-345-20FSP20-03 | 1893 | 66791 | 5001439698 | Dipolydora socialis | 4 | |
| Outer Harbor (Area 3) | 345 | 9/24/2020 03 | 598 | S-345-20FSP20-03 | 2040 | 59490 | 47 | Nematoda | | 1 |
| Outer Harbor (Area 3) | 345 | 9/24/2020 03 | 598 | S-345-20FSP20-03 | 2097 | 69459 | 51 | Gastropoda | 1 | |
| Outer Harbor (Area 3) | 345 | 9/24/2020 03 | 598 | S-345-20FSP20-03 | 3580 | 76083 | 5110019898 | Japonactaeon punctostriatus | 7 | |
| Outer Harbor (Area 3) | 345 | 9/24/2020 03 | 598 | S-345-20FSP20-03 | 4389 | 158626 | 8201010302 | Saccoglossus kowalevskii | 3 | |
| Outer Harbor (Area 3) | 345 | 9/24/2020 03 | 598 | S-345-20FSP20-03 | 4519 | 66132 | 5001280104 | Glycinde solitaria | 5 | |
| Outer Harbor (Area 3) | 345 | 9/24/2020 03 | 598 | S-345-20FSP20-03 | 4528 | 76155 | 5110049898 | Cylichnella oryza | 14 | |
| Outer Harbor (Area 3) | 345 | 9/24/2020 03 | 598 | S-345-20FSP20-03 | 4544 | 66949 | 5001432006 | Scolelepis (Parascolelepis) texana | 1 | |
| Outer Harbor (Area 3) | 345 | 9/24/2020 03 | 598 | S-345-20FSP20-03 | 4609 | 65470 | 5001210103 | Gyptis vittata | 3 | |
| Outer Harbor (Area 3) | 345 | 9/24/2020 03 | 598 | S-345-20FSP20-03 | 4612 | 67027 | 5001430502 | Prionospio cirrifera | 13 | |
| Outer Harbor (Area 3) | 345 | 9/24/2020 03 | 598 | S-345-20FSP20-03 | 4617 | 66714 | 5001410698 | Cirrophorus furcatus | 1 | |
| Outer Harbor (Area 3) | 345 | 9/24/2020 03 | 598 | S-345-20FSP20-03 | 4623 | 66748 | 5001410211 | Aricidea (Acmira) cerruti | 1 | |
| Outer Harbor (Area 3) | 345 | 9/24/2020 03 | 598 | S-345-20FSP20-03 | 4624 | 67147 | 5001500305 | Tharyx acutus | 1 | |
| Outer Harbor (Area 3) | 345 | 9/24/2020 03 | 598 | S-345-20FSP20-03 | 4629 | 81055 | 5515319698 | Macoploma tenta | 14 | |
| Outer Harbor (Area 3) | 345 | 9/24/2020 03 | 598 | S-345-20FSP20-03 | 4637 | 83682 | 6102010101 | Hutchinsoniella macracantha | 7 | |
| Outer Harbor (Area 3) | 345 | 9/24/2020 03 | 598 | S-345-20FSP20-03 | 4842 | 75774 | 5108019798 | Asmunda elegantula | 9 | |
| Outer Harbor (Area 3) | 345 | 9/24/2020 03 | 598 | S-345-20FSP20-03 | 4920 | 206663 | 7700010295 | Phoronis muelleri | 1 | |
| Outer Harbor (Area 3) | 345 | 9/24/2020 03 | 598 | S-345-20FSP20-03 | 4998 | 65722 | 5001230701 | Exogone dispar | 2 | |
| Outer Harbor (Area 3) | 345 | 9/24/2020 03 | 598 | S-345-20FSP20-03 | 5844 | 93585 | 6169150199 | Cerapus sp. | 1 | |
| Outer Harbor (Area 3) | 346 | 9/24/2020 03 | 601 | S-346-20FSP20-03 | 82 | 67528 | 5001630202 | Clymenella torquata | 2 | |
| Outer Harbor (Area 3) | 346 | 9/24/2020 03 | 601 | S-346-20FSP20-03 | 83 | 67585 | 5001631102 | Euclymene collaris | 7 | |
| Outer Harbor (Area 3) | 346 | 9/24/2020 03 | 601 | S-346-20FSP20-03 | 92 | 66897 | 5001431001 | Spiophanes bombyx | 73 | |
| Outer Harbor (Area 3) | 346 | 9/24/2020 03 | 601 | S-346-20FSP20-03 | 95 | 66764 | 5001410208 | Aricidea (Acmira) catherinae | 7 | |
| Outer Harbor (Area 3) | 346 | 9/24/2020 03 | 601 | S-346-20FSP20-03 | 235 | 90923 | 6154050801 | Oxyurostylis smithi | 2 | |
| Outer Harbor (Area 3) | 346 | 9/24/2020 03 | 601 | S-346-20FSP20-03 | 252 | 93329 | 6169020108 | Ampelisca abdita | 2 | |
| Outer Harbor (Area 3) | 346 | 9/24/2020 03 | 601 | S-346-20FSP20-03 | 253 | 93330 | 6169020109 | Ampelisca vadorum | 10 | |
| Outer Harbor (Area 3) | 346 | 9/24/2020 03 | 601 | S-346-20FSP20-03 | 381 | 66600 | 5001409898 | Leitoscoloplos robustus | 1 | |
| Outer Harbor (Area 3) | 346 | 9/24/2020 03 | 601 | S-346-20FSP20-03 | 399 | 66405 | 5001310204 | Ninoe nigripes | 2 | |
| Outer Harbor (Area 3) | 346 | 9/24/2020 03 | 601 | S-346-20FSP20-03 | 444 | 64509 | 5001020803 | Harmothoe extenuata | 2 | |
| Outer Harbor (Area 3) | 346 | 9/24/2020 03 | 601 | S-346-20FSP20-03 | 450 | 66106 | 5001270104 | Glycera americana | 11 | |

| | | | | | | | | | | |
|---|---|---|---|---|---|---|---|---|---|---|
| Outer Harbor (Area 3) | 346 | 9/24/2020 | 03 | 601 | S-346-20FSP20-03 | 462 | 57411 | 4300000000 | Nemertea | 16 | |
| Outer Harbor (Area 3) | 346 | 9/24/2020 | 03 | 601 | S-346-20FSP20-03 | 466 | 68422 | 5004000000 | Oligochaeta | 5 | |
| Outer Harbor (Area 3) | 346 | 9/24/2020 | 03 | 601 | S-346-20FSP20-03 | 640 | 65084 | 5001060302 | Sthenelais boa | 2 | |
| Outer Harbor (Area 3) | 346 | 9/24/2020 | 03 | 601 | S-346-20FSP20-03 | 642 | 65366 | 5001130108 | Phyllodoce arenae | 2 | |
| Outer Harbor (Area 3) | 346 | 9/24/2020 | 03 | 601 | S-346-20FSP20-03 | 652 | 66030 | 5001250117 | Nephtys picta | 1 | |
| Outer Harbor (Area 3) | 346 | 9/24/2020 | 03 | 601 | S-346-20FSP20-03 | 663 | 67429 | 5001600306 | Notomastus latericeus | 1 | |
| Outer Harbor (Area 3) | 346 | 9/24/2020 | 03 | 601 | S-346-20FSP20-03 | 671 | 97804 | 6183060227 | Pagurus annulipes | 1 | |
| Outer Harbor (Area 3) | 346 | 9/24/2020 | 03 | 601 | S-346-20FSP20-03 | 714 | 94755 | 6169421598 | Eobrolgus spinosus | 2 | |
| Outer Harbor (Area 3) | 346 | 9/24/2020 | 03 | 601 | S-346-20FSP20-03 | 747 | 65916 | 5001240409 | Nereis grayi | 2 | |
| Outer Harbor (Area 3) | 346 | 9/24/2020 | 03 | 601 | S-346-20FSP20-03 | 750 | 48524 | 3666060101 | Cliona celata | | 1 |
| Outer Harbor (Area 3) | 346 | 9/24/2020 | 03 | 601 | S-346-20FSP20-03 | 757 | 53963 | 39 | Platyhelminthes | 2 | |
| Outer Harbor (Area 3) | 346 | 9/24/2020 | 03 | 601 | S-346-20FSP20-03 | 769 | 98901 | 6189029798 | Dyspanopeus sayi | 1 | |
| Outer Harbor (Area 3) | 346 | 9/24/2020 | 03 | 601 | S-346-20FSP20-03 | 1058 | 67156 | 5001500499 | Chaetozone sp. | 1 | |
| Outer Harbor (Area 3) | 346 | 9/24/2020 | 03 | 601 | S-346-20FSP20-03 | 1079 | 84195 | 6110 | Ostracoda | 18 | |
| Outer Harbor (Area 3) | 346 | 9/24/2020 | 03 | 601 | S-346-20FSP20-03 | 1190 | 93331 | 6169020110 | Ampelisca verrilli | 5 | |
| Outer Harbor (Area 3) | 346 | 9/24/2020 | 03 | 601 | S-346-20FSP20-03 | 1779 | 67439 | 5001600401 | Mediomastus ambiseta | 5 | |
| Outer Harbor (Area 3) | 346 | 9/24/2020 | 03 | 601 | S-346-20FSP20-03 | 1825 | 66495 | 5001369798 | Marycarmenia gaspeensis | 4 | |
| Outer Harbor (Area 3) | 346 | 9/24/2020 | 03 | 601 | S-346-20FSP20-03 | 1828 | 66553 | 5001360598 | Parougia caeca | 1 | |
| Outer Harbor (Area 3) | 346 | 9/24/2020 | 03 | 601 | S-346-20FSP20-03 | 1886 | 93478 | 6169060402 | Microdeutopus anomalus | 2 | |
| Outer Harbor (Area 3) | 346 | 9/24/2020 | 03 | 601 | S-346-20FSP20-03 | 1893 | 66791 | 5001439698 | Dipolydora socialis | 4 | |
| Outer Harbor (Area 3) | 346 | 9/24/2020 | 03 | 601 | S-346-20FSP20-03 | 1902 | 67662 | 5001640498 | Galathowenia oculata | 2 | |
| Outer Harbor (Area 3) | 346 | 9/24/2020 | 03 | 601 | S-346-20FSP20-03 | 1907 | 67152 | 5001509697 | Kirkegaardia dorsobranchialis | 2 | |
| Outer Harbor (Area 3) | 346 | 9/24/2020 | 03 | 601 | S-346-20FSP20-03 | 2040 | 59490 | 47 | Nematoda | | 1 |
| Outer Harbor (Area 3) | 346 | 9/24/2020 | 03 | 601 | S-346-20FSP20-03 | 3504 | 67131 | 5001500396 | Tharyx killariensis | 1 | |
| Outer Harbor (Area 3) | 346 | 9/24/2020 | 03 | 601 | S-346-20FSP20-03 | 3540 | 67937 | 5001680601 | Nicolea zostericola | 1 | |
| Outer Harbor (Area 3) | 346 | 9/24/2020 | 03 | 601 | S-346-20FSP20-03 | 3586 | 67671 | 5001650202 | Sabellaria vulgaris | 1 | |
| Outer Harbor (Area 3) | 346 | 9/24/2020 | 03 | 601 | S-346-20FSP20-03 | 3920 | 65762 | 5001230903 | Brania wellfleetensis | 1 | |
| Outer Harbor (Area 3) | 346 | 9/24/2020 | 03 | 601 | S-346-20FSP20-03 | 4612 | 67027 | 5001430502 | Prionospio cirrifera | 1 | |
| Outer Harbor (Area 3) | 346 | 9/24/2020 | 03 | 601 | S-346-20FSP20-03 | 4617 | 66714 | 5001410698 | Cirrophorus furcatus | 8 | |
| Outer Harbor (Area 3) | 346 | 9/24/2020 | 03 | 601 | S-346-20FSP20-03 | 4623 | 66748 | 5001410211 | Aricidea (Acmira) cerruti | 1 | |
| Outer Harbor (Area 3) | 346 | 9/24/2020 | 03 | 601 | S-346-20FSP20-03 | 4624 | 67147 | 5001500305 | Tharyx acutus | 11 | |
| Outer Harbor (Area 3) | 346 | 9/24/2020 | 03 | 601 | S-346-20FSP20-03 | 4642 | 94213 | 6169330198 | Idunella barnardi | 2 | |
| Outer Harbor (Area 3) | 346 | 9/24/2020 | 03 | 601 | S-346-20FSP20-03 | 4666 | 67047 | 5001440104 | Magelona rosea | 1 | |
| Outer Harbor (Area 3) | 346 | 9/24/2020 | 03 | 601 | S-346-20FSP20-03 | 4817 | 67011 | 5001439898 | Boccardiella hamata | 1 | |
| Outer Harbor (Area 3) | 346 | 9/24/2020 | 03 | 601 | S-346-20FSP20-03 | 4833 | 67450 | 5001600198 | Capitella jonesi | 1 | |
| Outer Harbor (Area 3) | 346 | 9/24/2020 | 03 | 601 | S-346-20FSP20-03 | 4835 | 67003 | 5001439896 | Carazziella hobsonae | 2 | |
| Outer Harbor (Area 3) | 346 | 9/24/2020 | 03 | 601 | S-346-20FSP20-03 | 4838 | 65565 | 5001220401 | Cabira incerta | 1 | |
| Outer Harbor (Area 3) | 346 | 9/24/2020 | 03 | 601 | S-346-20FSP20-03 | 4887 | 67110 | 5001490302 | Spiochaetopterus costarum oculatus | 2 | |
| Outer Harbor (Area 3) | 346 | 9/24/2020 | 03 | 601 | S-346-20FSP20-03 | 4909 | 66054 | 5001250298 | Micronephthys neotena | 2 | |
| Outer Harbor (Area 3) | 346 | 9/24/2020 | 03 | 601 | S-346-20FSP20-03 | 4998 | 65722 | 5001230701 | Exogone dispar | 4 | |
| Outer Harbor (Area 3) | 346 | 9/24/2020 | 03 | 601 | S-346-20FSP20-03 | 5806 | 49449 | 370397 | Corymorphidae | 1 | |

| | | | | | | | | | | |
|---|---|---|---|---|---|---|---|---|---|---|
| Outer Harbor (Area 3) | 346 | 9/24/2020 | 03 | 601 | S-346-20FSP20-03 | 5838 | 66847 | 5001430594 | Prionospio pygmaea | 18 | |
| Outer Harbor (Area 3) | 346 | 9/24/2020 | 03 | 601 | S-346-20FSP20-03 | 5842 | | 5002050197 | Polygordius jouinae | 15 | |
| Outer Harbor (Area 3) | 346 | 9/24/2020 | 03 | 601 | S-346-20FSP20-03 | 6430 | | 9300000001 | Unidentified eggs/egg cases | | 1 |
| Outer Harbor (Area 3) | 346 | 9/24/2020 | 03 | 601 | S-346-20FSP20-03 | 9565760 | 94107 | 6169260498 | Gammaropsis maculata | 3 | |
| Outer Harbor (Area 3) | 346 | 9/24/2020 | 04 | 602 | S-346-20FSP20-04 | 82 | 67528 | 5001630202 | Clymenella torquata | 2 | |
| Outer Harbor (Area 3) | 346 | 9/24/2020 | 04 | 602 | S-346-20FSP20-04 | 83 | 67585 | 5001631102 | Euclymene collaris | 4 | |
| Outer Harbor (Area 3) | 346 | 9/24/2020 | 04 | 602 | S-346-20FSP20-04 | 92 | 66897 | 5001431001 | Spiophanes bombyx | 69 | |
| Outer Harbor (Area 3) | 346 | 9/24/2020 | 04 | 602 | S-346-20FSP20-04 | 95 | 66764 | 5001410208 | Aricidea (Acmira) catherinae | 10 | |
| Outer Harbor (Area 3) | 346 | 9/24/2020 | 04 | 602 | S-346-20FSP20-04 | 98 | 66351 | 5001319894 | Scoletoma tenuis | 1 | |
| Outer Harbor (Area 3) | 346 | 9/24/2020 | 04 | 602 | S-346-20FSP20-04 | 157 | 73552 | 5105039898 | Astyris lunata | 4 | |
| Outer Harbor (Area 3) | 346 | 9/24/2020 | 04 | 602 | S-346-20FSP20-04 | 178 | 79132 | 5502020204 | Nucula proxima | 2 | |
| Outer Harbor (Area 3) | 346 | 9/24/2020 | 04 | 602 | S-346-20FSP20-04 | 203 | 81088 | 5515319898 | Ameritella agilis | 45 | |
| Outer Harbor (Area 3) | 346 | 9/24/2020 | 04 | 602 | S-346-20FSP20-04 | 208 | 81926 | 5520050206 | Lyonsia hyalina | 9 | |
| Outer Harbor (Area 3) | 346 | 9/24/2020 | 04 | 602 | S-346-20FSP20-04 | 235 | 90923 | 6154050801 | Oxyurostylis smithi | 2 | |
| Outer Harbor (Area 3) | 346 | 9/24/2020 | 04 | 602 | S-346-20FSP20-04 | 252 | 93329 | 6169020108 | Ampelisca abdita | 1 | |
| Outer Harbor (Area 3) | 346 | 9/24/2020 | 04 | 602 | S-346-20FSP20-04 | 253 | 93330 | 6169020109 | Ampelisca vadorum | 2 | |
| Outer Harbor (Area 3) | 346 | 9/24/2020 | 04 | 602 | S-346-20FSP20-04 | 282 | 94677 | 6169420702 | Phoxocephalus holbolli | 1 | |
| Outer Harbor (Area 3) | 346 | 9/24/2020 | 04 | 602 | S-346-20FSP20-04 | 387 | 81511 | 5515471301 | Gemma gemma | 1 | |
| Outer Harbor (Area 3) | 346 | 9/24/2020 | 04 | 602 | S-346-20FSP20-04 | 399 | 66405 | 5001310204 | Ninoe nigripes | 1 | |
| Outer Harbor (Area 3) | 346 | 9/24/2020 | 04 | 602 | S-346-20FSP20-04 | 450 | 66106 | 5001270104 | Glycera americana | 4 | |
| Outer Harbor (Area 3) | 346 | 9/24/2020 | 04 | 602 | S-346-20FSP20-04 | 462 | 57411 | 4300000000 | Nemertea | 30 | |
| Outer Harbor (Area 3) | 346 | 9/24/2020 | 04 | 602 | S-346-20FSP20-04 | 466 | 68422 | 5004000000 | Oligochaeta | 17 | |
| Outer Harbor (Area 3) | 346 | 9/24/2020 | 04 | 602 | S-346-20FSP20-04 | 472 | 158223 | 8172060302 | Pentamera calcigera | 1 | |
| Outer Harbor (Area 3) | 346 | 9/24/2020 | 04 | 602 | S-346-20FSP20-04 | 516 | 79258 | 5502040599 | Yoldia sp. | 2 | |
| Outer Harbor (Area 3) | 346 | 9/24/2020 | 04 | 602 | S-346-20FSP20-04 | 525 | 49770 | 3704041202 | Opercularella lacerata | | 1 |
| Outer Harbor (Area 3) | 346 | 9/24/2020 | 04 | 602 | S-346-20FSP20-04 | 600 | 76117 | 5110040103 | Acteocina canaliculata | 28 | |
| Outer Harbor (Area 3) | 346 | 9/24/2020 | 04 | 602 | S-346-20FSP20-04 | 642 | 65366 | 5001130108 | Phyllodoce arenae | 3 | |
| Outer Harbor (Area 3) | 346 | 9/24/2020 | 04 | 602 | S-346-20FSP20-04 | 652 | 66030 | 5001250117 | Nephtys picta | 1 | |
| Outer Harbor (Area 3) | 346 | 9/24/2020 | 04 | 602 | S-346-20FSP20-04 | 663 | 67429 | 5001600306 | Notomastus latericeus | 4 | |
| Outer Harbor (Area 3) | 346 | 9/24/2020 | 04 | 602 | S-346-20FSP20-04 | 664 | 67519 | 5001639898 | Sabaco elongatus | 1 | |
| Outer Harbor (Area 3) | 346 | 9/24/2020 | 04 | 602 | S-346-20FSP20-04 | 747 | 65916 | 5001240409 | Nereis grayi | 2 | |
| Outer Harbor (Area 3) | 346 | 9/24/2020 | 04 | 602 | S-346-20FSP20-04 | 1079 | 84195 | 6110 | Ostracoda | 42 | |
| Outer Harbor (Area 3) | 346 | 9/24/2020 | 04 | 602 | S-346-20FSP20-04 | 1116 | 81496 | 5515471101 | Mercenaria mercenaria | 3 | |
| Outer Harbor (Area 3) | 346 | 9/24/2020 | 04 | 602 | S-346-20FSP20-04 | 1190 | 93331 | 6169020110 | Ampelisca verrilli | 6 | |
| Outer Harbor (Area 3) | 346 | 9/24/2020 | 04 | 602 | S-346-20FSP20-04 | 1295 | 81501 | 5515471201 | Pitar morrhuanus | 2 | |
| Outer Harbor (Area 3) | 346 | 9/24/2020 | 04 | 602 | S-346-20FSP20-04 | 1779 | 67439 | 5001600401 | Mediomastus ambiseta | 10 | |
| Outer Harbor (Area 3) | 346 | 9/24/2020 | 04 | 602 | S-346-20FSP20-04 | 1793 | 67947 | 5001680707 | Pista palmata | 1 | |
| Outer Harbor (Area 3) | 346 | 9/24/2020 | 04 | 602 | S-346-20FSP20-04 | 1825 | 66495 | 5001369798 | Marycarmenia gaspeensis | 2 | |
| Outer Harbor (Area 3) | 346 | 9/24/2020 | 04 | 602 | S-346-20FSP20-04 | 1846 | 65753 | 5001239698 | Prosphaerosyllis longicauda | 1 | |
| Outer Harbor (Area 3) | 346 | 9/24/2020 | 04 | 602 | S-346-20FSP20-04 | 1902 | 67662 | 5001640498 | Galathowenia oculata | 2 | |
| Outer Harbor (Area 3) | 346 | 9/24/2020 | 04 | 602 | S-346-20FSP20-04 | 2040 | 59490 | 47 | Nematoda | | 1 |

| | | | | | | | | | | |
|---|---|---|---|---|---|---|---|---|---|---|
| Outer Harbor (Area 3) | 346 | 9/24/2020 | 04 | 602 | S-346-20FSP20-04 | 3504 | 67131 | 5001500396 | Tharyx killariensis | 1 | |
| Outer Harbor (Area 3) | 346 | 9/24/2020 | 04 | 602 | S-346-20FSP20-04 | 3580 | 76083 | 5110019898 | Japonactaeon punctostriatus | 5 | |
| Outer Harbor (Area 3) | 346 | 9/24/2020 | 04 | 602 | S-346-20FSP20-04 | 3920 | 65762 | 5001230903 | Brania wellfleetensis | 3 | |
| Outer Harbor (Area 3) | 346 | 9/24/2020 | 04 | 602 | S-346-20FSP20-04 | 3937 | 81317 | 5515359898 | Cumingia tellinoides | 1 | |
| Outer Harbor (Area 3) | 346 | 9/24/2020 | 04 | 602 | S-346-20FSP20-04 | 4024 | 75710 | 5108010292 | Turbonilla aequalis | 1 | |
| Outer Harbor (Area 3) | 346 | 9/24/2020 | 04 | 602 | S-346-20FSP20-04 | 4389 | 158626 | 8201010302 | Saccoglossus kowalevskii | 3 | |
| Outer Harbor (Area 3) | 346 | 9/24/2020 | 04 | 602 | S-346-20FSP20-04 | 4519 | 66132 | 5001280104 | Glycinde solitaria | 1 | |
| Outer Harbor (Area 3) | 346 | 9/24/2020 | 04 | 602 | S-346-20FSP20-04 | 4520 | 75687 | 5108010209 | Turbonilla interrupta | 1 | |
| Outer Harbor (Area 3) | 346 | 9/24/2020 | 04 | 602 | S-346-20FSP20-04 | 4528 | 76155 | 5110049898 | Cylichnella oryza | 24 | |
| Outer Harbor (Area 3) | 346 | 9/24/2020 | 04 | 602 | S-346-20FSP20-04 | 4544 | 66949 | 5001432006 | Scolelepis (Parascolelepis) texana | 1 | |
| Outer Harbor (Area 3) | 346 | 9/24/2020 | 04 | 602 | S-346-20FSP20-04 | 4617 | 66714 | 5001410698 | Cirrophorus furcatus | 6 | |
| Outer Harbor (Area 3) | 346 | 9/24/2020 | 04 | 602 | S-346-20FSP20-04 | 4624 | 67147 | 5001500305 | Tharyx acutus | 12 | |
| Outer Harbor (Area 3) | 346 | 9/24/2020 | 04 | 602 | S-346-20FSP20-04 | 4666 | 67047 | 5001440104 | Magelona rosea | 1 | |
| Outer Harbor (Area 3) | 346 | 9/24/2020 | 04 | 602 | S-346-20FSP20-04 | 4842 | 75774 | 5108019798 | Asmunda elegantula | 1 | |
| Outer Harbor (Area 3) | 346 | 9/24/2020 | 04 | 602 | S-346-20FSP20-04 | 4909 | 66054 | 5001250298 | Micronephthys neotena | 8 | |
| Outer Harbor (Area 3) | 346 | 9/24/2020 | 04 | 602 | S-346-20FSP20-04 | 4998 | 65722 | 5001230701 | Exogone dispar | 2 | |
| Outer Harbor (Area 3) | 346 | 9/24/2020 | 04 | 602 | S-346-20FSP20-04 | 5838 | 66847 | 5001430594 | Prionospio pygmaea | 12 | |
| Outer Harbor (Area 3) | 346 | 9/24/2020 | 04 | 602 | S-346-20FSP20-04 | 5842 | | 5002050197 | Polygordius jouinae | 6 | |
| Outer Harbor (Area 3) | 346 | 9/24/2020 | 04 | 602 | S-346-20FSP20-04 | 8123202 | 80891 | 5515220401 | Laevicardium mortoni | 4 | |
| Outer Harbor (Area 3) | 349 | 9/24/2020 | 03 | 604 | S-349-20FSP20-03 | 83 | 67585 | 5001631102 | Euclymene collaris | 5 | |
| Outer Harbor (Area 3) | 349 | 9/24/2020 | 03 | 604 | S-349-20FSP20-03 | 92 | 66897 | 5001431001 | Spiophanes bombyx | 5 | |
| Outer Harbor (Area 3) | 349 | 9/24/2020 | 03 | 604 | S-349-20FSP20-03 | 149 | 72623 | 5103640204 | Crepidula fornicata | 2 | |
| Outer Harbor (Area 3) | 349 | 9/24/2020 | 03 | 604 | S-349-20FSP20-03 | 162 | 74109 | 5105089898 | Tritia trivittata | 1 | |
| Outer Harbor (Area 3) | 349 | 9/24/2020 | 03 | 604 | S-349-20FSP20-03 | 203 | 81088 | 5515319898 | Ameritella agilis | 5 | |
| Outer Harbor (Area 3) | 349 | 9/24/2020 | 03 | 604 | S-349-20FSP20-03 | 252 | 93329 | 6169020108 | Ampelisca abdita | 4 | |
| Outer Harbor (Area 3) | 349 | 9/24/2020 | 03 | 604 | S-349-20FSP20-03 | 399 | 66405 | 5001310204 | Ninoe nigripes | 2 | |
| Outer Harbor (Area 3) | 349 | 9/24/2020 | 03 | 604 | S-349-20FSP20-03 | 450 | 66106 | 5001270104 | Glycera americana | 7 | |
| Outer Harbor (Area 3) | 349 | 9/24/2020 | 03 | 604 | S-349-20FSP20-03 | 462 | 57411 | 4300000000 | Nemertea | 3 | |
| Outer Harbor (Area 3) | 349 | 9/24/2020 | 03 | 604 | S-349-20FSP20-03 | 466 | 68422 | 5004000000 | Oligochaeta | 5 | |
| Outer Harbor (Area 3) | 349 | 9/24/2020 | 03 | 604 | S-349-20FSP20-03 | 600 | 76117 | 5110040103 | Acteocina canaliculata | 1 | |
| Outer Harbor (Area 3) | 349 | 9/24/2020 | 03 | 604 | S-349-20FSP20-03 | 616 | 79340 | 5506010201 | Anadara transversa | 1 | |
| Outer Harbor (Area 3) | 349 | 9/24/2020 | 03 | 604 | S-349-20FSP20-03 | 663 | 67429 | 5001600306 | Notomastus latericeus | 1 | |
| Outer Harbor (Area 3) | 349 | 9/24/2020 | 03 | 604 | S-349-20FSP20-03 | 1065 | 51938 | 3740 | Anthozoa | 2 | |
| Outer Harbor (Area 3) | 349 | 9/24/2020 | 03 | 604 | S-349-20FSP20-03 | 1079 | 84195 | 6110 | Ostracoda | 3 | |
| Outer Harbor (Area 3) | 349 | 9/24/2020 | 03 | 604 | S-349-20FSP20-03 | 1779 | 67439 | 5001600401 | Mediomastus ambiseta | 5 | |
| Outer Harbor (Area 3) | 349 | 9/24/2020 | 03 | 604 | S-349-20FSP20-03 | 1793 | 67947 | 5001680707 | Pista palmata | 3 | |
| Outer Harbor (Area 3) | 349 | 9/24/2020 | 03 | 604 | S-349-20FSP20-03 | 1893 | 66791 | 5001439698 | Dipolydora socialis | 1 | |
| Outer Harbor (Area 3) | 349 | 9/24/2020 | 03 | 604 | S-349-20FSP20-03 | 2040 | 59490 | 47 | Nematoda | | 1 |
| Outer Harbor (Area 3) | 349 | 9/24/2020 | 03 | 604 | S-349-20FSP20-03 | 2075 | 67515 | 500163 | Maldanidae | 1 | |
| Outer Harbor (Area 3) | 349 | 9/24/2020 | 03 | 604 | S-349-20FSP20-03 | 4519 | 66132 | 5001280104 | Glycinde solitaria | 4 | |
| Outer Harbor (Area 3) | 349 | 9/24/2020 | 03 | 604 | S-349-20FSP20-03 | 4528 | 76155 | 5110049898 | Cylichnella oryza | 1 | |

| | | | | | | | | | | |
|---|---|---|---|---|---|---|---|---|---|---|
| Outer Harbor (Area 3) | 349 | 9/24/2020 | 03 | 604 | S-349-20FSP20-03 | 4842 | 75774 | 5108019798 | Asmunda elegantula | 2 | |
| Outer Harbor (Area 3) | 349 | 9/24/2020 | 03 | 604 | S-349-20FSP20-03 | 4887 | 67110 | 5001490302 | Spiochaetopterus costarum oculatus | 1 | |
| Outer Harbor (Area 3) | 349 | 9/24/2020 | 04 | 605 | S-349-20FSP20-04 | 57 | 65343 | 5001131101 | Eumida sanguinea | 4 | |
| Outer Harbor (Area 3) | 349 | 9/24/2020 | 04 | 605 | S-349-20FSP20-04 | 83 | 67585 | 5001631102 | Euclymene collaris | 13 | |
| Outer Harbor (Area 3) | 349 | 9/24/2020 | 04 | 605 | S-349-20FSP20-04 | 149 | 72623 | 5103640204 | Crepidula fornicata | 117 | |
| Outer Harbor (Area 3) | 349 | 9/24/2020 | 04 | 605 | S-349-20FSP20-04 | 150 | 72627 | 5103640207 | Crepidula plana | 14 | |
| Outer Harbor (Area 3) | 349 | 9/24/2020 | 04 | 605 | S-349-20FSP20-04 | 157 | 73552 | 5105039898 | Astyris lunata | 15 | |
| Outer Harbor (Area 3) | 349 | 9/24/2020 | 04 | 605 | S-349-20FSP20-04 | 178 | 79132 | 5502020204 | Nucula proxima | 7 | |
| Outer Harbor (Area 3) | 349 | 9/24/2020 | 04 | 605 | S-349-20FSP20-04 | 179 | 79134 | 5502029897 | Ennucula delphinodonta | 3 | |
| Outer Harbor (Area 3) | 349 | 9/24/2020 | 04 | 605 | S-349-20FSP20-04 | 235 | 90923 | 6154050801 | Oxyurostylis smithi | 1 | |
| Outer Harbor (Area 3) | 349 | 9/24/2020 | 04 | 605 | S-349-20FSP20-04 | 252 | 93329 | 6169020108 | Ampelisca abdita | 1 | |
| Outer Harbor (Area 3) | 349 | 9/24/2020 | 04 | 605 | S-349-20FSP20-04 | 253 | 93330 | 6169020109 | Ampelisca vadorum | 3 | |
| Outer Harbor (Area 3) | 349 | 9/24/2020 | 04 | 605 | S-349-20FSP20-04 | 357 | 157325 | 8120 | Ophiuroidea | 1 | |
| Outer Harbor (Area 3) | 349 | 9/24/2020 | 04 | 605 | S-349-20FSP20-04 | 399 | 66405 | 5001310204 | Ninoe nigripes | 2 | |
| Outer Harbor (Area 3) | 349 | 9/24/2020 | 04 | 605 | S-349-20FSP20-04 | 444 | 64509 | 5001020803 | Harmothoe extenuata | 2 | |
| Outer Harbor (Area 3) | 349 | 9/24/2020 | 04 | 605 | S-349-20FSP20-04 | 450 | 66106 | 5001270104 | Glycera americana | 5 | |
| Outer Harbor (Area 3) | 349 | 9/24/2020 | 04 | 605 | S-349-20FSP20-04 | 462 | 57411 | 4300000000 | Nemertea | 8 | |
| Outer Harbor (Area 3) | 349 | 9/24/2020 | 04 | 605 | S-349-20FSP20-04 | 466 | 68422 | 5004000000 | Oligochaeta | 5 | |
| Outer Harbor (Area 3) | 349 | 9/24/2020 | 04 | 605 | S-349-20FSP20-04 | 600 | 76117 | 5110040103 | Acteocina canaliculata | 1 | |
| Outer Harbor (Area 3) | 349 | 9/24/2020 | 04 | 605 | S-349-20FSP20-04 | 610 | 75991 | 5108019898 | Boonea seminuda | 68 | |
| Outer Harbor (Area 3) | 349 | 9/24/2020 | 04 | 605 | S-349-20FSP20-04 | 613 | 75676 | 5108010299 | Turbonilla sp. | 2 | |
| Outer Harbor (Area 3) | 349 | 9/24/2020 | 04 | 605 | S-349-20FSP20-04 | 616 | 79340 | 5506010201 | Anadara transversa | 6 | |
| Outer Harbor (Area 3) | 349 | 9/24/2020 | 04 | 605 | S-349-20FSP20-04 | 654 | 66180 | 5001290201 | Diopatra cuprea | 1 | |
| Outer Harbor (Area 3) | 349 | 9/24/2020 | 04 | 605 | S-349-20FSP20-04 | 685 | 95434 | 6171010901 | Paracaprella tenuis | 1 | |
| Outer Harbor (Area 3) | 349 | 9/24/2020 | 04 | 605 | S-349-20FSP20-04 | 757 | 53963 | 39 | Platyhelminthes | 1 | |
| Outer Harbor (Area 3) | 349 | 9/24/2020 | 04 | 605 | S-349-20FSP20-04 | 769 | 98901 | 6189029798 | Dyspanopeus sayi | 7 | |
| Outer Harbor (Area 3) | 349 | 9/24/2020 | 04 | 605 | S-349-20FSP20-04 | 1079 | 84195 | 6110 | Ostracoda | 14 | |
| Outer Harbor (Area 3) | 349 | 9/24/2020 | 04 | 605 | S-349-20FSP20-04 | 1118 | 65517 | 5001219798 | Oxydromus obscurus | 1 | |
| Outer Harbor (Area 3) | 349 | 9/24/2020 | 04 | 605 | S-349-20FSP20-04 | 1153 | 65761 | 5001239398 | Salvatoria clavata | 1 | |
| Outer Harbor (Area 3) | 349 | 9/24/2020 | 04 | 605 | S-349-20FSP20-04 | 1779 | 67439 | 5001600401 | Mediomastus ambiseta | 86 | |
| Outer Harbor (Area 3) | 349 | 9/24/2020 | 04 | 605 | S-349-20FSP20-04 | 1793 | 67947 | 5001680707 | Pista palmata | 1 | |
| Outer Harbor (Area 3) | 349 | 9/24/2020 | 04 | 605 | S-349-20FSP20-04 | 1846 | 65753 | 5001239698 | Prosphaerosyllis longicauda | 1 | |
| Outer Harbor (Area 3) | 349 | 9/24/2020 | 04 | 605 | S-349-20FSP20-04 | 1886 | 93478 | 6169060402 | Microdeutopus anomalus | 4 | |
| Outer Harbor (Area 3) | 349 | 9/24/2020 | 04 | 605 | S-349-20FSP20-04 | 1907 | 67152 | 5001509697 | Kirkegaardia dorsobranchialis | 1 | |
| Outer Harbor (Area 3) | 349 | 9/24/2020 | 04 | 605 | S-349-20FSP20-04 | 2040 | 59490 | 47 | Nematoda | | 1 |
| Outer Harbor (Area 3) | 349 | 9/24/2020 | 04 | 605 | S-349-20FSP20-04 | 2111 | 86110 | 6119 | Harpacticoida | 1 | |
| Outer Harbor (Area 3) | 349 | 9/24/2020 | 04 | 605 | S-349-20FSP20-04 | 3598 | 93458 | 6169069898 | Globosolembos smithi | 5 | |
| Outer Harbor (Area 3) | 349 | 9/24/2020 | 04 | 605 | S-349-20FSP20-04 | 3941 | 72111 | 5103460401 | Seila adamsii | 2 | |
| Outer Harbor (Area 3) | 349 | 9/24/2020 | 04 | 605 | S-349-20FSP20-04 | 4514 | 72619 | 5103640299 | Crepidula sp. | 5 | |
| Outer Harbor (Area 3) | 349 | 9/24/2020 | 04 | 605 | S-349-20FSP20-04 | 4519 | 66132 | 5001280104 | Glycinde solitaria | 5 | |
| Outer Harbor (Area 3) | 349 | 9/24/2020 | 04 | 605 | S-349-20FSP20-04 | 4528 | 76155 | 5110049898 | Cylichnella oryza | 1 | |

| | | | | | | | | | | |
|---|---|---|---|---|---|---|---|---|---|---|
| Outer Harbor (Area 3) | 349 | 9/24/2020 | 04 | 605 | S-349-20FSP20-04 | 4539 | 89630 | 6134029897 | Amphibalanus venustus | 1 | |
| Outer Harbor (Area 3) | 349 | 9/24/2020 | 04 | 605 | S-349-20FSP20-04 | 4547 | 93528 | 6169100101 | Batea catharinensis | 2 | |
| Outer Harbor (Area 3) | 349 | 9/24/2020 | 04 | 605 | S-349-20FSP20-04 | 4595 | 73631 | 5105039798 | Cotonopsis lafresnayi | 7 | |
| Outer Harbor (Area 3) | 349 | 9/24/2020 | 04 | 605 | S-349-20FSP20-04 | 4612 | 67027 | 5001430502 | Prionospio cirrifera | 5 | |
| Outer Harbor (Area 3) | 349 | 9/24/2020 | 04 | 605 | S-349-20FSP20-04 | 4624 | 67147 | 5001500305 | Tharyx acutus | 2 | |
| Outer Harbor (Area 3) | 349 | 9/24/2020 | 04 | 605 | S-349-20FSP20-04 | 4629 | 81055 | 5515319698 | Macoploma tenta | 12 | |
| Outer Harbor (Area 3) | 349 | 9/24/2020 | 04 | 605 | S-349-20FSP20-04 | 4637 | 83682 | 6102010101 | Hutchinsoniella macracantha | 5 | |
| Outer Harbor (Area 3) | 349 | 9/24/2020 | 04 | 605 | S-349-20FSP20-04 | 4840 | 772548 | 7200010501 | Phascolopsis gouldi | 1 | |
| Outer Harbor (Area 3) | 349 | 9/24/2020 | 04 | 605 | S-349-20FSP20-04 | 4842 | 75774 | 5108019798 | Asmunda elegantula | 1 | |
| Outer Harbor (Area 3) | 349 | 9/24/2020 | 04 | 605 | S-349-20FSP20-04 | 4998 | 65722 | 5001230701 | Exogone dispar | 17 | |
| Outer Harbor (Area 3) | 349 | 9/24/2020 | 04 | 605 | S-349-20FSP20-04 | 6430 | | 9300000001 | Unidentified eggs/egg cases | | 1 |
| Outer Harbor (Area 3) | 349 | 9/24/2020 | 04 | 605 | S-349-20FSP20-04 | 9565760 | 94107 | 6169260498 | Gammaropsis maculata | 1 | |
| Outer Harbor (Area 3) | 352 | 9/24/2020 | 02 | 606 | S-352-20FSP20-02 | 82 | 67528 | 5001630202 | Clymenella torquata | 1 | |
| Outer Harbor (Area 3) | 352 | 9/24/2020 | 02 | 606 | S-352-20FSP20-02 | 83 | 67585 | 5001631102 | Euclymene collaris | 1 | |
| Outer Harbor (Area 3) | 352 | 9/24/2020 | 02 | 606 | S-352-20FSP20-02 | 98 | 66351 | 5001319894 | Scoletoma tenuis | 1 | |
| Outer Harbor (Area 3) | 352 | 9/24/2020 | 02 | 606 | S-352-20FSP20-02 | 149 | 72623 | 5103640204 | Crepidula fornicata | 116 | |
| Outer Harbor (Area 3) | 352 | 9/24/2020 | 02 | 606 | S-352-20FSP20-02 | 150 | 72627 | 5103640207 | Crepidula plana | 3 | |
| Outer Harbor (Area 3) | 352 | 9/24/2020 | 02 | 606 | S-352-20FSP20-02 | 157 | 73552 | 5105039898 | Astyris lunata | 30 | |
| Outer Harbor (Area 3) | 352 | 9/24/2020 | 02 | 606 | S-352-20FSP20-02 | 178 | 79132 | 5502020204 | Nucula proxima | 4 | |
| Outer Harbor (Area 3) | 352 | 9/24/2020 | 02 | 606 | S-352-20FSP20-02 | 194 | 79798 | 5509090202 | Anomia simplex | 1 | |
| Outer Harbor (Area 3) | 352 | 9/24/2020 | 02 | 606 | S-352-20FSP20-02 | 387 | 81511 | 5515471301 | Gemma gemma | 1 | |
| Outer Harbor (Area 3) | 352 | 9/24/2020 | 02 | 606 | S-352-20FSP20-02 | 391 | 67420 | 5001600201 | Heteromastus filiformis | 2 | |
| Outer Harbor (Area 3) | 352 | 9/24/2020 | 02 | 606 | S-352-20FSP20-02 | 444 | 64509 | 5001020803 | Harmothoe extenuata | 1 | |
| Outer Harbor (Area 3) | 352 | 9/24/2020 | 02 | 606 | S-352-20FSP20-02 | 450 | 66106 | 5001270104 | Glycera americana | 7 | |
| Outer Harbor (Area 3) | 352 | 9/24/2020 | 02 | 606 | S-352-20FSP20-02 | 462 | 57411 | 4300000000 | Nemertea | 1 | |
| Outer Harbor (Area 3) | 352 | 9/24/2020 | 02 | 606 | S-352-20FSP20-02 | 466 | 68422 | 5004000000 | Oligochaeta | 1 | |
| Outer Harbor (Area 3) | 352 | 9/24/2020 | 02 | 606 | S-352-20FSP20-02 | 610 | 75991 | 5108019898 | Boonea seminuda | 115 | |
| Outer Harbor (Area 3) | 352 | 9/24/2020 | 02 | 606 | S-352-20FSP20-02 | 616 | 79340 | 5506010201 | Anadara transversa | 2 | |
| Outer Harbor (Area 3) | 352 | 9/24/2020 | 02 | 606 | S-352-20FSP20-02 | 637 | 64610 | 5001021104 | Lepidonotus sublevis | 1 | |
| Outer Harbor (Area 3) | 352 | 9/24/2020 | 02 | 606 | S-352-20FSP20-02 | 671 | 97804 | 6183060227 | Pagurus annulipes | 2 | |
| Outer Harbor (Area 3) | 352 | 9/24/2020 | 02 | 606 | S-352-20FSP20-02 | 695 | 656748 | 6169159896 | Apocorophium acutum | 1 | |
| Outer Harbor (Area 3) | 352 | 9/24/2020 | 02 | 606 | S-352-20FSP20-02 | 714 | 94755 | 6169421598 | Eobrolgus spinosus | 1 | |
| Outer Harbor (Area 3) | 352 | 9/24/2020 | 02 | 606 | S-352-20FSP20-02 | 751 | 48529 | 3666060498 | Pione vastifica | | 1 |
| Outer Harbor (Area 3) | 352 | 9/24/2020 | 02 | 606 | S-352-20FSP20-02 | 768 | 89977 | 6153010802 | Heteromysis formosa | 1 | |
| Outer Harbor (Area 3) | 352 | 9/24/2020 | 02 | 606 | S-352-20FSP20-02 | 769 | 98901 | 6189029798 | Dyspanopeus sayi | 7 | |
| Outer Harbor (Area 3) | 352 | 9/24/2020 | 02 | 606 | S-352-20FSP20-02 | 1079 | 84195 | 6110 | Ostracoda | 2 | |
| Outer Harbor (Area 3) | 352 | 9/24/2020 | 02 | 606 | S-352-20FSP20-02 | 1153 | 65761 | 5001239398 | Salvatoria clavata | 1 | |
| Outer Harbor (Area 3) | 352 | 9/24/2020 | 02 | 606 | S-352-20FSP20-02 | 1779 | 67439 | 5001600401 | Mediomastus ambiseta | 80 | |
| Outer Harbor (Area 3) | 352 | 9/24/2020 | 02 | 606 | S-352-20FSP20-02 | 1793 | 67947 | 5001680707 | Pista palmata | 3 | |
| Outer Harbor (Area 3) | 352 | 9/24/2020 | 02 | 606 | S-352-20FSP20-02 | 1826 | 67959 | 5001680899 | Polycirrus sp. | 1 | |
| Outer Harbor (Area 3) | 352 | 9/24/2020 | 02 | 606 | S-352-20FSP20-02 | 1889 | 68021 | 5001682202 | Terebella lapidaria | 138 | |

| | | | | | | | | | | |
|---|---|---|---|---|---|---|---|---|---|---|
| Outer Harbor (Area 3) | 352 | 9/24/2020 02 | 606 | S-352-20FSP20-02 | 1893 | 66791 | 5001439698 | Dipolydora socialis | 1 | |
| Outer Harbor (Area 3) | 352 | 9/24/2020 02 | 606 | S-352-20FSP20-02 | 1907 | 67152 | 5001509697 | Kirkegaardia dorsobranchialis | 3 | |
| Outer Harbor (Area 3) | 352 | 9/24/2020 02 | 606 | S-352-20FSP20-02 | 1934 | 65789 | 5001231304 | Odontosyllis fulgurans | 2 | |
| Outer Harbor (Area 3) | 352 | 9/24/2020 02 | 606 | S-352-20FSP20-02 | 2040 | 59490 | 47 | Nematoda | | 1 |
| Outer Harbor (Area 3) | 352 | 9/24/2020 02 | 606 | S-352-20FSP20-02 | 2075 | 67515 | 500163 | Maldanidae | 2 | |
| Outer Harbor (Area 3) | 352 | 9/24/2020 02 | 606 | S-352-20FSP20-02 | 3598 | 93458 | 6169069898 | Globosolembos smithi | 2 | |
| Outer Harbor (Area 3) | 352 | 9/24/2020 02 | 606 | S-352-20FSP20-02 | 3941 | 72111 | 5103460401 | Seila adamsii | 7 | |
| Outer Harbor (Area 3) | 352 | 9/24/2020 02 | 606 | S-352-20FSP20-02 | 4514 | 72619 | 5103640299 | Crepidula sp. | 8 | |
| Outer Harbor (Area 3) | 352 | 9/24/2020 02 | 606 | S-352-20FSP20-02 | 4595 | 73631 | 5105039798 | Cotonopsis lafresnayi | 9 | |
| Outer Harbor (Area 3) | 352 | 9/24/2020 02 | 606 | S-352-20FSP20-02 | 4609 | 65470 | 5001210103 | Gyptis vittata | 2 | |
| Outer Harbor (Area 3) | 352 | 9/24/2020 02 | 606 | S-352-20FSP20-02 | 4616 | 50552 | 3704110101 | Lovenella gracilis | | 1 |
| Outer Harbor (Area 3) | 352 | 9/24/2020 02 | 606 | S-352-20FSP20-02 | 4624 | 67147 | 5001500305 | Tharyx acutus | 2 | |
| Outer Harbor (Area 3) | 352 | 9/24/2020 02 | 606 | S-352-20FSP20-02 | 4653 | 72032 | 5103460298 | Cerithiopsis greenii | 5 | |
| Outer Harbor (Area 3) | 352 | 9/24/2020 02 | 606 | S-352-20FSP20-02 | 4817 | 67011 | 5001439898 | Boccardiella hamata | 7 | |
| Outer Harbor (Area 3) | 352 | 9/24/2020 02 | 606 | S-352-20FSP20-02 | 4926 | 156744 | 7902010203 | Barentsia gracilis | | 1 |
| Outer Harbor (Area 3) | 352 | 9/24/2020 02 | 606 | S-352-20FSP20-02 | 4998 | 65722 | 5001230701 | Exogone dispar | 10 | |
| Outer Harbor (Area 3) | 352 | 9/24/2020 02 | 606 | S-352-20FSP20-02 | 6431 | 93606 | 6169159794 | Monocorophium sextonae | 3 | |
| Outer Harbor (Area 3) | 352 | 9/24/2020 04 | 608 | S-352-20FSP20-04 | 57 | 65343 | 5001131101 | Eumida sanguinea | 4 | |
| Outer Harbor (Area 3) | 352 | 9/24/2020 04 | 608 | S-352-20FSP20-04 | 82 | 67528 | 5001630202 | Clymenella torquata | 1 | |
| Outer Harbor (Area 3) | 352 | 9/24/2020 04 | 608 | S-352-20FSP20-04 | 83 | 67585 | 5001631102 | Euclymene collaris | 11 | |
| Outer Harbor (Area 3) | 352 | 9/24/2020 04 | 608 | S-352-20FSP20-04 | 92 | 66897 | 5001431001 | Spiophanes bombyx | 1 | |
| Outer Harbor (Area 3) | 352 | 9/24/2020 04 | 608 | S-352-20FSP20-04 | 148 | 71989 | 5103460198 | Bittiolum alternatum | 1 | |
| Outer Harbor (Area 3) | 352 | 9/24/2020 04 | 608 | S-352-20FSP20-04 | 149 | 72623 | 5103640204 | Crepidula fornicata | 50 | |
| Outer Harbor (Area 3) | 352 | 9/24/2020 04 | 608 | S-352-20FSP20-04 | 157 | 73552 | 5105039898 | Astyris lunata | 13 | |
| Outer Harbor (Area 3) | 352 | 9/24/2020 04 | 608 | S-352-20FSP20-04 | 178 | 79132 | 5502020204 | Nucula proxima | 9 | |
| Outer Harbor (Area 3) | 352 | 9/24/2020 04 | 608 | S-352-20FSP20-04 | 179 | 79134 | 5502029897 | Ennucula delphinodonta | 2 | |
| Outer Harbor (Area 3) | 352 | 9/24/2020 04 | 608 | S-352-20FSP20-04 | 202 | 81032 | 551531 | Tellinidae | 4 | |
| Outer Harbor (Area 3) | 352 | 9/24/2020 04 | 608 | S-352-20FSP20-04 | 253 | 93330 | 6169020109 | Ampelisca vadorum | 5 | |
| Outer Harbor (Area 3) | 352 | 9/24/2020 04 | 608 | S-352-20FSP20-04 | 450 | 66106 | 5001270104 | Glycera americana | 7 | |
| Outer Harbor (Area 3) | 352 | 9/24/2020 04 | 608 | S-352-20FSP20-04 | 462 | 57411 | 4300000000 | Nemertea | 5 | |
| Outer Harbor (Area 3) | 352 | 9/24/2020 04 | 608 | S-352-20FSP20-04 | 466 | 68422 | 5004000000 | Oligochaeta | 109 | |
| Outer Harbor (Area 3) | 352 | 9/24/2020 04 | 608 | S-352-20FSP20-04 | 610 | 75991 | 5108019898 | Boonea seminuda | 55 | |
| Outer Harbor (Area 3) | 352 | 9/24/2020 04 | 608 | S-352-20FSP20-04 | 613 | 75676 | 5108010299 | Turbonilla sp. | 1 | |
| Outer Harbor (Area 3) | 352 | 9/24/2020 04 | 608 | S-352-20FSP20-04 | 616 | 79340 | 5506010201 | Anadara transversa | 4 | |
| Outer Harbor (Area 3) | 352 | 9/24/2020 04 | 608 | S-352-20FSP20-04 | 640 | 65084 | 5001060302 | Sthenelais boa | 2 | |
| Outer Harbor (Area 3) | 352 | 9/24/2020 04 | 608 | S-352-20FSP20-04 | 671 | 97804 | 6183060227 | Pagurus annulipes | 2 | |
| Outer Harbor (Area 3) | 352 | 9/24/2020 04 | 608 | S-352-20FSP20-04 | 685 | 95434 | 6171010901 | Paracaprella tenuis | 4 | |
| Outer Harbor (Area 3) | 352 | 9/24/2020 04 | 608 | S-352-20FSP20-04 | 714 | 94755 | 6169421598 | Eobrolgus spinosus | 1 | |
| Outer Harbor (Area 3) | 352 | 9/24/2020 04 | 608 | S-352-20FSP20-04 | 768 | 89977 | 6153010802 | Heteromysis formosa | 6 | |
| Outer Harbor (Area 3) | 352 | 9/24/2020 04 | 608 | S-352-20FSP20-04 | 769 | 98901 | 6189029798 | Dyspanopeus sayi | 4 | |
| Outer Harbor (Area 3) | 352 | 9/24/2020 04 | 608 | S-352-20FSP20-04 | 770 | 67709 | 5001660302 | Pectinaria gouldii | 3 | |

| | | | | | | | | | | |
|---|---|---|---|---|---|---|---|---|---|---|
| Outer Harbor (Area 3) | 352 | 9/24/2020 | 04 | 608 | S-352-20FSP20-04 | 1079 | 84195 | 6110 | Ostracoda | 2 | |
| Outer Harbor (Area 3) | 352 | 9/24/2020 | 04 | 608 | S-352-20FSP20-04 | 1118 | 65517 | 5001219798 | Oxydromus obscurus | 1 | |
| Outer Harbor (Area 3) | 352 | 9/24/2020 | 04 | 608 | S-352-20FSP20-04 | 1146 | 73264 | 5105010301 | Urosalpinx cinerea | 1 | |
| Outer Harbor (Area 3) | 352 | 9/24/2020 | 04 | 608 | S-352-20FSP20-04 | 1153 | 65761 | 5001239398 | Salvatoria clavata | 2 | |
| Outer Harbor (Area 3) | 352 | 9/24/2020 | 04 | 608 | S-352-20FSP20-04 | 1779 | 67439 | 5001600401 | Mediomastus ambiseta | 130 | |
| Outer Harbor (Area 3) | 352 | 9/24/2020 | 04 | 608 | S-352-20FSP20-04 | 1886 | 93478 | 6169060402 | Microdeutopus anomalus | 1 | |
| Outer Harbor (Area 3) | 352 | 9/24/2020 | 04 | 608 | S-352-20FSP20-04 | 1907 | 67152 | 5001509697 | Kirkegaardia dorsobranchialis | 2 | |
| Outer Harbor (Area 3) | 352 | 9/24/2020 | 04 | 608 | S-352-20FSP20-04 | 2040 | 59490 | 47 | Nematoda | | 1 |
| Outer Harbor (Area 3) | 352 | 9/24/2020 | 04 | 608 | S-352-20FSP20-04 | 2111 | 86110 | 6119 | Harpacticoida | 4 | |
| Outer Harbor (Area 3) | 352 | 9/24/2020 | 04 | 608 | S-352-20FSP20-04 | 3580 | 76083 | 5110019898 | Japonactaeon punctostriatus | 2 | |
| Outer Harbor (Area 3) | 352 | 9/24/2020 | 04 | 608 | S-352-20FSP20-04 | 3598 | 93458 | 6169069898 | Globosolembos smithi | 4 | |
| Outer Harbor (Area 3) | 352 | 9/24/2020 | 04 | 608 | S-352-20FSP20-04 | 3941 | 72111 | 5103460401 | Seila adamsii | 4 | |
| Outer Harbor (Area 3) | 352 | 9/24/2020 | 04 | 608 | S-352-20FSP20-04 | 4514 | 72619 | 5103640299 | Crepidula sp. | 4 | |
| Outer Harbor (Area 3) | 352 | 9/24/2020 | 04 | 608 | S-352-20FSP20-04 | 4519 | 66132 | 5001280104 | Glycinde solitaria | 1 | |
| Outer Harbor (Area 3) | 352 | 9/24/2020 | 04 | 608 | S-352-20FSP20-04 | 4547 | 93528 | 6169100101 | Batea catharinensis | 2 | |
| Outer Harbor (Area 3) | 352 | 9/24/2020 | 04 | 608 | S-352-20FSP20-04 | 4595 | 73631 | 5105039798 | Cotonopsis lafresnayi | 6 | |
| Outer Harbor (Area 3) | 352 | 9/24/2020 | 04 | 608 | S-352-20FSP20-04 | 4609 | 65470 | 5001210103 | Gyptis vittata | 1 | |
| Outer Harbor (Area 3) | 352 | 9/24/2020 | 04 | 608 | S-352-20FSP20-04 | 4610 | 93633 | 6169150704 | Unciola serrata | 1 | |
| Outer Harbor (Area 3) | 352 | 9/24/2020 | 04 | 608 | S-352-20FSP20-04 | 4618 | 65747 | 5001230897 | Sphaerosyllis taylori | 1 | |
| Outer Harbor (Area 3) | 352 | 9/24/2020 | 04 | 608 | S-352-20FSP20-04 | 4624 | 67147 | 5001500305 | Tharyx acutus | 1 | |
| Outer Harbor (Area 3) | 352 | 9/24/2020 | 04 | 608 | S-352-20FSP20-04 | 4646 | 95440 | 6171010298 | Deutella incerta | 1 | |
| Outer Harbor (Area 3) | 352 | 9/24/2020 | 04 | 608 | S-352-20FSP20-04 | 4817 | 67011 | 5001439898 | Boccardiella hamata | 6 | |
| Outer Harbor (Area 3) | 352 | 9/24/2020 | 04 | 608 | S-352-20FSP20-04 | 4838 | 65565 | 5001220401 | Cabira incerta | 2 | |
| Outer Harbor (Area 3) | 352 | 9/24/2020 | 04 | 608 | S-352-20FSP20-04 | 4998 | 65722 | 5001230701 | Exogone dispar | 9 | |
| Outer Harbor (Area 3) | 352 | 9/24/2020 | 04 | 608 | S-352-20FSP20-04 | 5838 | 66847 | 5001430594 | Prionospio pygmaea | 1 | |
| Outer Harbor (Area 3) | 352 | 9/24/2020 | 04 | 608 | S-352-20FSP20-04 | 6431 | 93606 | 6169159794 | Monocorophium sextonae | 1 | |
| Outer Harbor (Area 3) | 352 | 9/24/2020 | 04 | 608 | S-352-20FSP20-04 | 9563800 | 93459 | 6169060398 | Lembos websteri | 1 | |
| Outer Harbor (Area 3) | 323 | 9/25/2020 | 03 | 715 | S-323-20FSP20-03 | 83 | 67585 | 5001631102 | Euclymene collaris | 4 | |
| Outer Harbor (Area 3) | 323 | 9/25/2020 | 03 | 715 | S-323-20FSP20-03 | 150 | 72627 | 5103640207 | Crepidula plana | 1 | |
| Outer Harbor (Area 3) | 323 | 9/25/2020 | 03 | 715 | S-323-20FSP20-03 | 176 | 79316 | 5504010101 | Solemya velum | 2 | |
| Outer Harbor (Area 3) | 323 | 9/25/2020 | 03 | 715 | S-323-20FSP20-03 | 178 | 79132 | 5502020204 | Nucula proxima | 4 | |
| Outer Harbor (Area 3) | 323 | 9/25/2020 | 03 | 715 | S-323-20FSP20-03 | 179 | 79134 | 5502029897 | Ennucula delphinodonta | 4 | |
| Outer Harbor (Area 3) | 323 | 9/25/2020 | 03 | 715 | S-323-20FSP20-03 | 202 | 81032 | 551531 | Tellinidae | 7 | |
| Outer Harbor (Area 3) | 323 | 9/25/2020 | 03 | 715 | S-323-20FSP20-03 | 252 | 93329 | 6169020108 | Ampelisca abdita | 1 | |
| Outer Harbor (Area 3) | 323 | 9/25/2020 | 03 | 715 | S-323-20FSP20-03 | 450 | 66106 | 5001270104 | Glycera americana | 1 | |
| Outer Harbor (Area 3) | 323 | 9/25/2020 | 03 | 715 | S-323-20FSP20-03 | 462 | 57411 | 4300000000 | Nemertea | 2 | |
| Outer Harbor (Area 3) | 323 | 9/25/2020 | 03 | 715 | S-323-20FSP20-03 | 466 | 68422 | 5004000000 | Oligochaeta | 1 | |
| Outer Harbor (Area 3) | 323 | 9/25/2020 | 03 | 715 | S-323-20FSP20-03 | 613 | 75676 | 5108010299 | Turbonilla sp. | 1 | |
| Outer Harbor (Area 3) | 323 | 9/25/2020 | 03 | 715 | S-323-20FSP20-03 | 663 | 67429 | 5001600306 | Notomastus latericeus | 1 | |
| Outer Harbor (Area 3) | 323 | 9/25/2020 | 03 | 715 | S-323-20FSP20-03 | 770 | 67709 | 5001660302 | Pectinaria gouldii | 5 | |
| Outer Harbor (Area 3) | 323 | 9/25/2020 | 03 | 715 | S-323-20FSP20-03 | 1079 | 84195 | 6110 | Ostracoda | 1 | |

| | | | | | | | | | | |
|---|---|---|---|---|---|---|---|---|---|---|
| Outer Harbor (Area 3) | 323 | 9/25/2020 | 03 | 715 | S-323-20FSP20-03 | 1118 | 65517 | 5001219798 | Oxydromus obscurus | 1 | |
| Outer Harbor (Area 3) | 323 | 9/25/2020 | 03 | 715 | S-323-20FSP20-03 | 1147 | 78156 | 5127 | Nudibranchia | 1 | |
| Outer Harbor (Area 3) | 323 | 9/25/2020 | 03 | 715 | S-323-20FSP20-03 | 1202 | 79118 | 55 | Bivalvia | 16 | |
| Outer Harbor (Area 3) | 323 | 9/25/2020 | 03 | 715 | S-323-20FSP20-03 | 1321 | 80959 | 5515250301 | Mulinia lateralis | 2 | |
| Outer Harbor (Area 3) | 323 | 9/25/2020 | 03 | 715 | S-323-20FSP20-03 | 1779 | 67439 | 5001600401 | Mediomastus ambiseta | 57 | |
| Outer Harbor (Area 3) | 323 | 9/25/2020 | 03 | 715 | S-323-20FSP20-03 | 1793 | 67947 | 5001680707 | Pista palmata | 2 | |
| Outer Harbor (Area 3) | 323 | 9/25/2020 | 03 | 715 | S-323-20FSP20-03 | 1893 | 66791 | 5001439698 | Dipolydora socialis | 3 | |
| Outer Harbor (Area 3) | 323 | 9/25/2020 | 03 | 715 | S-323-20FSP20-03 | 2040 | 59490 | 47 | Nematoda | | 1 |
| Outer Harbor (Area 3) | 323 | 9/25/2020 | 03 | 715 | S-323-20FSP20-03 | 2075 | 67515 | 500163 | Maldanidae | 1 | |
| Outer Harbor (Area 3) | 323 | 9/25/2020 | 03 | 715 | S-323-20FSP20-03 | 2111 | 86110 | 6119 | Harpacticoida | 9 | |
| Outer Harbor (Area 3) | 323 | 9/25/2020 | 03 | 715 | S-323-20FSP20-03 | 3580 | 76083 | 5110019898 | Japonactaeon punctostriatus | 6 | |
| Outer Harbor (Area 3) | 323 | 9/25/2020 | 03 | 715 | S-323-20FSP20-03 | 3586 | 67671 | 5001650202 | Sabellaria vulgaris | 3 | |
| Outer Harbor (Area 3) | 323 | 9/25/2020 | 03 | 715 | S-323-20FSP20-03 | 4519 | 66132 | 5001280104 | Glycinde solitaria | 21 | |
| Outer Harbor (Area 3) | 323 | 9/25/2020 | 03 | 715 | S-323-20FSP20-03 | 4609 | 65470 | 5001210103 | Gyptis vittata | 1 | |
| Outer Harbor (Area 3) | 323 | 9/25/2020 | 03 | 715 | S-323-20FSP20-03 | 4612 | 67027 | 5001430502 | Prionospio cirrifera | 1 | |
| Outer Harbor (Area 3) | 323 | 9/25/2020 | 03 | 715 | S-323-20FSP20-03 | 4618 | 65747 | 5001230897 | Sphaerosyllis taylori | 2 | |
| Outer Harbor (Area 3) | 323 | 9/25/2020 | 03 | 715 | S-323-20FSP20-03 | 4838 | 65565 | 5001220401 | Cabira incerta | 2 | |
| Outer Harbor (Area 3) | 323 | 9/25/2020 | 03 | 715 | S-323-20FSP20-03 | 4840 | 772548 | 7200010501 | Phascolopsis gouldi | 1 | |
| Outer Harbor (Area 3) | 323 | 9/25/2020 | 03 | 715 | S-323-20FSP20-03 | 4842 | 75774 | 5108019798 | Asmunda elegantula | 4 | |
| Outer Harbor (Area 3) | 323 | 9/25/2020 | 03 | 715 | S-323-20FSP20-03 | 4998 | 65722 | 5001230701 | Exogone dispar | 2 | |
| Outer Harbor (Area 3) | 323 | 9/25/2020 | 03 | 715 | S-323-20FSP20-03 | 6083 | 67415 | 5001600197 | Capitella capitata complex | 1 | |
| Outer Harbor (Area 3) | 323 | 9/25/2020 | 04 | 716 | S-323-20FSP20-04 | 83 | 67585 | 5001631102 | Euclymene collaris | 5 | |
| Outer Harbor (Area 3) | 323 | 9/25/2020 | 04 | 716 | S-323-20FSP20-04 | 84 | 67536 | 5001630301 | Maldane sarsi | 1 | |
| Outer Harbor (Area 3) | 323 | 9/25/2020 | 04 | 716 | S-323-20FSP20-04 | 157 | 73552 | 5105039898 | Astyris lunata | 1 | |
| Outer Harbor (Area 3) | 323 | 9/25/2020 | 04 | 716 | S-323-20FSP20-04 | 176 | 79316 | 5504010101 | Solemya velum | 3 | |
| Outer Harbor (Area 3) | 323 | 9/25/2020 | 04 | 716 | S-323-20FSP20-04 | 178 | 79132 | 5502020204 | Nucula proxima | 4 | |
| Outer Harbor (Area 3) | 323 | 9/25/2020 | 04 | 716 | S-323-20FSP20-04 | 179 | 79134 | 5502029897 | Ennucula delphinodonta | 7 | |
| Outer Harbor (Area 3) | 323 | 9/25/2020 | 04 | 716 | S-323-20FSP20-04 | 247 | 544186 | 6162020798 | Edotia triloba | 1 | |
| Outer Harbor (Area 3) | 323 | 9/25/2020 | 04 | 716 | S-323-20FSP20-04 | 252 | 93329 | 6169020108 | Ampelisca abdita | 2 | |
| Outer Harbor (Area 3) | 323 | 9/25/2020 | 04 | 716 | S-323-20FSP20-04 | 450 | 66106 | 5001270104 | Glycera americana | 1 | |
| Outer Harbor (Area 3) | 323 | 9/25/2020 | 04 | 716 | S-323-20FSP20-04 | 462 | 57411 | 4300000000 | Nemertea | 2 | |
| Outer Harbor (Area 3) | 323 | 9/25/2020 | 04 | 716 | S-323-20FSP20-04 | 616 | 79340 | 5506010201 | Anadara transversa | 3 | |
| Outer Harbor (Area 3) | 323 | 9/25/2020 | 04 | 716 | S-323-20FSP20-04 | 640 | 65084 | 5001060302 | Sthenelais boa | 1 | |
| Outer Harbor (Area 3) | 323 | 9/25/2020 | 04 | 716 | S-323-20FSP20-04 | 642 | 65366 | 5001130108 | Phyllodoce arenae | 1 | |
| Outer Harbor (Area 3) | 323 | 9/25/2020 | 04 | 716 | S-323-20FSP20-04 | 673 | 98998 | 6189069598 | Tubicolixa chaetopterana | 2 | |
| Outer Harbor (Area 3) | 323 | 9/25/2020 | 04 | 716 | S-323-20FSP20-04 | 709 | 94122 | 6169260901 | Microprotopus raneyi | 1 | |
| Outer Harbor (Area 3) | 323 | 9/25/2020 | 04 | 716 | S-323-20FSP20-04 | 769 | 98901 | 6189029798 | Dyspanopeus sayi | 1 | |
| Outer Harbor (Area 3) | 323 | 9/25/2020 | 04 | 716 | S-323-20FSP20-04 | 770 | 67709 | 5001660302 | Pectinaria gouldii | 7 | |
| Outer Harbor (Area 3) | 323 | 9/25/2020 | 04 | 716 | S-323-20FSP20-04 | 1079 | 84195 | 6110 | Ostracoda | 2 | |
| Outer Harbor (Area 3) | 323 | 9/25/2020 | 04 | 716 | S-323-20FSP20-04 | 1202 | 79118 | 55 | Bivalvia | 8 | |
| Outer Harbor (Area 3) | 323 | 9/25/2020 | 04 | 716 | S-323-20FSP20-04 | 1779 | 67439 | 5001600401 | Mediomastus ambiseta | 74 | |

| | | | | | | | | | | |
|---|---|---|---|---|---|---|---|---|---|---|
| Outer Harbor (Area 3) | 323 | 9/25/2020 | 04 | 716 | S-323-20FSP20-04 | 1793 | 67947 | 5001680707 | Pista palmata | 1 | |
| Outer Harbor (Area 3) | 323 | 9/25/2020 | 04 | 716 | S-323-20FSP20-04 | 1846 | 65753 | 5001239698 | Prosphaerosyllis longicauda | 2 | |
| Outer Harbor (Area 3) | 323 | 9/25/2020 | 04 | 716 | S-323-20FSP20-04 | 1860 | 79342 | 5506019898 | Lunarca ovalis | 1 | |
| Outer Harbor (Area 3) | 323 | 9/25/2020 | 04 | 716 | S-323-20FSP20-04 | 1893 | 66791 | 5001439698 | Dipolydora socialis | 1 | |
| Outer Harbor (Area 3) | 323 | 9/25/2020 | 04 | 716 | S-323-20FSP20-04 | 2040 | 59490 | 47 | Nematoda | | 1 |
| Outer Harbor (Area 3) | 323 | 9/25/2020 | 04 | 716 | S-323-20FSP20-04 | 2111 | 86110 | 6119 | Harpacticoida | 9 | |
| Outer Harbor (Area 3) | 323 | 9/25/2020 | 04 | 716 | S-323-20FSP20-04 | 3580 | 76083 | 5110019898 | Japonactaeon punctostriatus | 5 | |
| Outer Harbor (Area 3) | 323 | 9/25/2020 | 04 | 716 | S-323-20FSP20-04 | 3586 | 67671 | 5001650202 | Sabellaria vulgaris | 2 | |
| Outer Harbor (Area 3) | 323 | 9/25/2020 | 04 | 716 | S-323-20FSP20-04 | 4519 | 66132 | 5001280104 | Glycinde solitaria | 1 | |
| Outer Harbor (Area 3) | 323 | 9/25/2020 | 04 | 716 | S-323-20FSP20-04 | 4612 | 67027 | 5001430502 | Prionospio cirrifera | 3 | |
| Outer Harbor (Area 3) | 323 | 9/25/2020 | 04 | 716 | S-323-20FSP20-04 | 4618 | 65747 | 5001230897 | Sphaerosyllis taylori | 4 | |
| Outer Harbor (Area 3) | 323 | 9/25/2020 | 04 | 716 | S-323-20FSP20-04 | 4629 | 81055 | 5515319698 | Macoploma tenta | 2 | |
| Outer Harbor (Area 3) | 323 | 9/25/2020 | 04 | 716 | S-323-20FSP20-04 | 4842 | 75774 | 5108019798 | Asmunda elegantula | 3 | |
| Outer Harbor (Area 3) | 323 | 9/25/2020 | 04 | 716 | S-323-20FSP20-04 | 4998 | 65722 | 5001230701 | Exogone dispar | 6 | |
| Outer Harbor (Area 3) | 323 | 9/25/2020 | 04 | 716 | S-323-20FSP20-04 | 6352 | 91554 | 615702 | Leptocheliidae | 1 | |
| Outer Harbor (Area 3) | 324 | 9/25/2020 | 03 | 718 | S-324-20FSP20-03 | 69 | 66028 | 5001250115 | Nephtys incisa | 6 | |
| Outer Harbor (Area 3) | 324 | 9/25/2020 | 03 | 718 | S-324-20FSP20-03 | 83 | 67585 | 5001631102 | Euclymene collaris | 2 | |
| Outer Harbor (Area 3) | 324 | 9/25/2020 | 03 | 718 | S-324-20FSP20-03 | 178 | 79132 | 5502020204 | Nucula proxima | 8 | |
| Outer Harbor (Area 3) | 324 | 9/25/2020 | 03 | 718 | S-324-20FSP20-03 | 399 | 66405 | 5001310204 | Ninoe nigripes | 6 | |
| Outer Harbor (Area 3) | 324 | 9/25/2020 | 03 | 718 | S-324-20FSP20-03 | 462 | 57411 | 4300000000 | Nemertea | 13 | |
| Outer Harbor (Area 3) | 324 | 9/25/2020 | 03 | 718 | S-324-20FSP20-03 | 466 | 68422 | 5004000000 | Oligochaeta | 5 | |
| Outer Harbor (Area 3) | 324 | 9/25/2020 | 03 | 718 | S-324-20FSP20-03 | 600 | 76117 | 5110040103 | Acteocina canaliculata | 74 | |
| Outer Harbor (Area 3) | 324 | 9/25/2020 | 03 | 718 | S-324-20FSP20-03 | 613 | 75676 | 5108010299 | Turbonilla sp. | 2 | |
| Outer Harbor (Area 3) | 324 | 9/25/2020 | 03 | 718 | S-324-20FSP20-03 | 663 | 67429 | 5001600306 | Notomastus latericeus | 2 | |
| Outer Harbor (Area 3) | 324 | 9/25/2020 | 03 | 718 | S-324-20FSP20-03 | 664 | 67519 | 5001639898 | Sabaco elongatus | 2 | |
| Outer Harbor (Area 3) | 324 | 9/25/2020 | 03 | 718 | S-324-20FSP20-03 | 678 | 90790 | 6154040110 | Leucon americanus | 2 | |
| Outer Harbor (Area 3) | 324 | 9/25/2020 | 03 | 718 | S-324-20FSP20-03 | 709 | 94122 | 6169260901 | Microprotopus raneyi | 2 | |
| Outer Harbor (Area 3) | 324 | 9/25/2020 | 03 | 718 | S-324-20FSP20-03 | 770 | 67709 | 5001660302 | Pectinaria gouldii | 2 | |
| Outer Harbor (Area 3) | 324 | 9/25/2020 | 03 | 718 | S-324-20FSP20-03 | 1065 | 51938 | 3740 | Anthozoa | 1 | |
| Outer Harbor (Area 3) | 324 | 9/25/2020 | 03 | 718 | S-324-20FSP20-03 | 1079 | 84195 | 6110 | Ostracoda | 3 | |
| Outer Harbor (Area 3) | 324 | 9/25/2020 | 03 | 718 | S-324-20FSP20-03 | 1118 | 65517 | 5001219798 | Oxydromus obscurus | 3 | |
| Outer Harbor (Area 3) | 324 | 9/25/2020 | 03 | 718 | S-324-20FSP20-03 | 1321 | 80959 | 5515250301 | Mulinia lateralis | 21 | |
| Outer Harbor (Area 3) | 324 | 9/25/2020 | 03 | 718 | S-324-20FSP20-03 | 1779 | 67439 | 5001600401 | Mediomastus ambiseta | 28 | |
| Outer Harbor (Area 3) | 324 | 9/25/2020 | 03 | 718 | S-324-20FSP20-03 | 1793 | 67947 | 5001680707 | Pista palmata | 1 | |
| Outer Harbor (Area 3) | 324 | 9/25/2020 | 03 | 718 | S-324-20FSP20-03 | 1825 | 66495 | 5001369798 | Marycarmenia gaspeensis | 1 | |
| Outer Harbor (Area 3) | 324 | 9/25/2020 | 03 | 718 | S-324-20FSP20-03 | 1893 | 66791 | 5001439698 | Dipolydora socialis | 2 | |
| Outer Harbor (Area 3) | 324 | 9/25/2020 | 03 | 718 | S-324-20FSP20-03 | 2040 | 59490 | 47 | Nematoda | | 1 |
| Outer Harbor (Area 3) | 324 | 9/25/2020 | 03 | 718 | S-324-20FSP20-03 | 2097 | 69459 | 51 | Gastropoda | 2 | |
| Outer Harbor (Area 3) | 324 | 9/25/2020 | 03 | 718 | S-324-20FSP20-03 | 3580 | 76083 | 5110019898 | Japonactaeon punctostriatus | 7 | |
| Outer Harbor (Area 3) | 324 | 9/25/2020 | 03 | 718 | S-324-20FSP20-03 | 3586 | 67671 | 5001650202 | Sabellaria vulgaris | 1 | |
| Outer Harbor (Area 3) | 324 | 9/25/2020 | 03 | 718 | S-324-20FSP20-03 | 4389 | 158626 | 8201010302 | Saccoglossus kowalevskii | 5 | |

| | | | | | | | | | | |
|---|---|---|---|---|---|---|---|---|---|---|
| Outer Harbor (Area 3) | 324 | 9/25/2020 | 03 | 718 | S-324-20FSP20-03 | 4519 | 66132 | 5001280104 | Glycinde solitaria | 2 | |
| Outer Harbor (Area 3) | 324 | 9/25/2020 | 03 | 718 | S-324-20FSP20-03 | 4528 | 76155 | 5110049898 | Cylichnella oryza | 3 | |
| Outer Harbor (Area 3) | 324 | 9/25/2020 | 03 | 718 | S-324-20FSP20-03 | 4609 | 65470 | 5001210103 | Gyptis vittata | 1 | |
| Outer Harbor (Area 3) | 324 | 9/25/2020 | 03 | 718 | S-324-20FSP20-03 | 4612 | 67027 | 5001430502 | Prionospio cirrifera | 8 | |
| Outer Harbor (Area 3) | 324 | 9/25/2020 | 03 | 718 | S-324-20FSP20-03 | 4629 | 81055 | 5515319698 | Macoploma tenta | 46 | |
| Outer Harbor (Area 3) | 324 | 9/25/2020 | 03 | 718 | S-324-20FSP20-03 | 4637 | 83682 | 6102010101 | Hutchinsoniella macracantha | 6 | |
| Outer Harbor (Area 3) | 324 | 9/25/2020 | 03 | 718 | S-324-20FSP20-03 | 4842 | 75774 | 5108019798 | Asmunda elegantula | 1 | |
| Outer Harbor (Area 3) | 324 | 9/25/2020 | 04 | 719 | S-324-20FSP20-04 | 69 | 66028 | 5001250115 | Nephtys incisa | 7 | |
| Outer Harbor (Area 3) | 324 | 9/25/2020 | 04 | 719 | S-324-20FSP20-04 | 83 | 67585 | 5001631102 | Euclymene collaris | 2 | |
| Outer Harbor (Area 3) | 324 | 9/25/2020 | 04 | 719 | S-324-20FSP20-04 | 92 | 66897 | 5001431001 | Spiophanes bombyx | 1 | |
| Outer Harbor (Area 3) | 324 | 9/25/2020 | 04 | 719 | S-324-20FSP20-04 | 150 | 72627 | 5103640207 | Crepidula plana | 1 | |
| Outer Harbor (Area 3) | 324 | 9/25/2020 | 04 | 719 | S-324-20FSP20-04 | 162 | 74109 | 5105089898 | Tritia trivittata | 1 | |
| Outer Harbor (Area 3) | 324 | 9/25/2020 | 04 | 719 | S-324-20FSP20-04 | 178 | 79132 | 5502020204 | Nucula proxima | 3 | |
| Outer Harbor (Area 3) | 324 | 9/25/2020 | 04 | 719 | S-324-20FSP20-04 | 252 | 93329 | 6169020108 | Ampelisca abdita | 3 | |
| Outer Harbor (Area 3) | 324 | 9/25/2020 | 04 | 719 | S-324-20FSP20-04 | 399 | 66405 | 5001310204 | Ninoe nigripes | 5 | |
| Outer Harbor (Area 3) | 324 | 9/25/2020 | 04 | 719 | S-324-20FSP20-04 | 462 | 57411 | 4300000000 | Nemertea | 12 | |
| Outer Harbor (Area 3) | 324 | 9/25/2020 | 04 | 719 | S-324-20FSP20-04 | 466 | 68422 | 5004000000 | Oligochaeta | 10 | |
| Outer Harbor (Area 3) | 324 | 9/25/2020 | 04 | 719 | S-324-20FSP20-04 | 600 | 76117 | 5110040103 | Acteocina canaliculata | 49 | |
| Outer Harbor (Area 3) | 324 | 9/25/2020 | 04 | 719 | S-324-20FSP20-04 | 610 | 75991 | 5108019898 | Boonea seminuda | 2 | |
| Outer Harbor (Area 3) | 324 | 9/25/2020 | 04 | 719 | S-324-20FSP20-04 | 613 | 75676 | 5108010299 | Turbonilla sp. | 3 | |
| Outer Harbor (Area 3) | 324 | 9/25/2020 | 04 | 719 | S-324-20FSP20-04 | 642 | 65366 | 5001130108 | Phyllodoce arenae | 1 | |
| Outer Harbor (Area 3) | 324 | 9/25/2020 | 04 | 719 | S-324-20FSP20-04 | 663 | 67429 | 5001600306 | Notomastus latericeus | 3 | |
| Outer Harbor (Area 3) | 324 | 9/25/2020 | 04 | 719 | S-324-20FSP20-04 | 664 | 67519 | 5001639898 | Sabaco elongatus | 6 | |
| Outer Harbor (Area 3) | 324 | 9/25/2020 | 04 | 719 | S-324-20FSP20-04 | 671 | 97804 | 6183060227 | Pagurus annulipes | 1 | |
| Outer Harbor (Area 3) | 324 | 9/25/2020 | 04 | 719 | S-324-20FSP20-04 | 678 | 90790 | 6154040110 | Leucon americanus | 1 | |
| Outer Harbor (Area 3) | 324 | 9/25/2020 | 04 | 719 | S-324-20FSP20-04 | 745 | 67741 | 5001670298 | Ampharete finmarchica | 1 | |
| Outer Harbor (Area 3) | 324 | 9/25/2020 | 04 | 719 | S-324-20FSP20-04 | 770 | 67709 | 5001660302 | Pectinaria gouldii | 1 | |
| Outer Harbor (Area 3) | 324 | 9/25/2020 | 04 | 719 | S-324-20FSP20-04 | 1007 | 79796 | 5509090299 | Anomia sp. | 1 | |
| Outer Harbor (Area 3) | 324 | 9/25/2020 | 04 | 719 | S-324-20FSP20-04 | 1065 | 51938 | 3740 | Anthozoa | 1 | |
| Outer Harbor (Area 3) | 324 | 9/25/2020 | 04 | 719 | S-324-20FSP20-04 | 1079 | 84195 | 6110 | Ostracoda | 2 | |
| Outer Harbor (Area 3) | 324 | 9/25/2020 | 04 | 719 | S-324-20FSP20-04 | 1118 | 65517 | 5001219798 | Oxydromus obscurus | 1 | |
| Outer Harbor (Area 3) | 324 | 9/25/2020 | 04 | 719 | S-324-20FSP20-04 | 1321 | 80959 | 5515250301 | Mulinia lateralis | 1 | |
| Outer Harbor (Area 3) | 324 | 9/25/2020 | 04 | 719 | S-324-20FSP20-04 | 1779 | 67439 | 5001600401 | Mediomastus ambiseta | 25 | |
| Outer Harbor (Area 3) | 324 | 9/25/2020 | 04 | 719 | S-324-20FSP20-04 | 1786 | 67963 | 5001680804 | Polycirrus eximius | 1 | |
| Outer Harbor (Area 3) | 324 | 9/25/2020 | 04 | 719 | S-324-20FSP20-04 | 1793 | 67947 | 5001680707 | Pista palmata | 2 | |
| Outer Harbor (Area 3) | 324 | 9/25/2020 | 04 | 719 | S-324-20FSP20-04 | 2040 | 59490 | 47 | Nematoda | | 1 |
| Outer Harbor (Area 3) | 324 | 9/25/2020 | 04 | 719 | S-324-20FSP20-04 | 2075 | 67515 | 500163 | Maldanidae | 4 | |
| Outer Harbor (Area 3) | 324 | 9/25/2020 | 04 | 719 | S-324-20FSP20-04 | 3580 | 76083 | 5110019898 | Japonactaeon punctostriatus | 5 | |
| Outer Harbor (Area 3) | 324 | 9/25/2020 | 04 | 719 | S-324-20FSP20-04 | 4519 | 66132 | 5001280104 | Glycinde solitaria | 6 | |
| Outer Harbor (Area 3) | 324 | 9/25/2020 | 04 | 719 | S-324-20FSP20-04 | 4528 | 76155 | 5110049898 | Cylichnella oryza | 2 | |
| Outer Harbor (Area 3) | 324 | 9/25/2020 | 04 | 719 | S-324-20FSP20-04 | 4544 | 66949 | 5001432006 | Scolelepis (Parascolelepis) texana | 1 | |

| | | | | | | | | | | |
|---|---|---|---|---|---|---|---|---|---|---|
| Outer Harbor (Area 3) | 324 | 9/25/2020 | 04 | 719 | S-324-20FSP20-04 | 4609 | 65470 | 5001210103 | Gyptis vittata | 1 | |
| Outer Harbor (Area 3) | 324 | 9/25/2020 | 04 | 719 | S-324-20FSP20-04 | 4612 | 67027 | 5001430502 | Prionospio cirrifera | 12 | |
| Outer Harbor (Area 3) | 324 | 9/25/2020 | 04 | 719 | S-324-20FSP20-04 | 4618 | 65747 | 5001230897 | Sphaerosyllis taylori | 1 | |
| Outer Harbor (Area 3) | 324 | 9/25/2020 | 04 | 719 | S-324-20FSP20-04 | 4629 | 81055 | 5515319698 | Macoploma tenta | 80 | |
| Outer Harbor (Area 3) | 324 | 9/25/2020 | 04 | 719 | S-324-20FSP20-04 | 4842 | 75774 | 5108019798 | Asmunda elegantula | 2 | |
| Outer Harbor (Area 3) | 324 | 9/25/2020 | 04 | 719 | S-324-20FSP20-04 | 4998 | 65722 | 5001230701 | Exogone dispar | 1 | |
| Outer Harbor (Area 3) | 324 | 9/25/2020 | 04 | 719 | S-324-20FSP20-04 | 9112720 | 66101 | 500127 | Glyceridae | 1 | |
| Outer Harbor (Area 3) | 325 | 9/25/2020 | 02 | 720 | S-325-20FSP20-02 | 69 | 66028 | 5001250115 | Nephtys incisa | 4 | |
| Outer Harbor (Area 3) | 325 | 9/25/2020 | 02 | 720 | S-325-20FSP20-02 | 83 | 67585 | 5001631102 | Euclymene collaris | 1 | |
| Outer Harbor (Area 3) | 325 | 9/25/2020 | 02 | 720 | S-325-20FSP20-02 | 162 | 74109 | 5105089898 | Tritia trivittata | 1 | |
| Outer Harbor (Area 3) | 325 | 9/25/2020 | 02 | 720 | S-325-20FSP20-02 | 178 | 79132 | 5502020204 | Nucula proxima | 2 | |
| Outer Harbor (Area 3) | 325 | 9/25/2020 | 02 | 720 | S-325-20FSP20-02 | 203 | 81088 | 5515319898 | Ameritella agilis | 2 | |
| Outer Harbor (Area 3) | 325 | 9/25/2020 | 02 | 720 | S-325-20FSP20-02 | 252 | 93329 | 6169020108 | Ampelisca abdita | 1 | |
| Outer Harbor (Area 3) | 325 | 9/25/2020 | 02 | 720 | S-325-20FSP20-02 | 399 | 66405 | 5001310204 | Ninoe nigripes | 9 | |
| Outer Harbor (Area 3) | 325 | 9/25/2020 | 02 | 720 | S-325-20FSP20-02 | 462 | 57411 | 4300000000 | Nemertea | 11 | |
| Outer Harbor (Area 3) | 325 | 9/25/2020 | 02 | 720 | S-325-20FSP20-02 | 466 | 68422 | 5004000000 | Oligochaeta | 3 | |
| Outer Harbor (Area 3) | 325 | 9/25/2020 | 02 | 720 | S-325-20FSP20-02 | 600 | 76117 | 5110040103 | Acteocina canaliculata | 34 | |
| Outer Harbor (Area 3) | 325 | 9/25/2020 | 02 | 720 | S-325-20FSP20-02 | 663 | 67429 | 5001600306 | Notomastus latericeus | 2 | |
| Outer Harbor (Area 3) | 325 | 9/25/2020 | 02 | 720 | S-325-20FSP20-02 | 770 | 67709 | 5001660302 | Pectinaria gouldii | 1 | |
| Outer Harbor (Area 3) | 325 | 9/25/2020 | 02 | 720 | S-325-20FSP20-02 | 1065 | 51938 | 3740 | Anthozoa | 1 | |
| Outer Harbor (Area 3) | 325 | 9/25/2020 | 02 | 720 | S-325-20FSP20-02 | 1079 | 84195 | 6110 | Ostracoda | 24 | |
| Outer Harbor (Area 3) | 325 | 9/25/2020 | 02 | 720 | S-325-20FSP20-02 | 1162 | 73331 | 5105010901 | Boreotrophon clathratus | 1 | |
| Outer Harbor (Area 3) | 325 | 9/25/2020 | 02 | 720 | S-325-20FSP20-02 | 1321 | 80959 | 5515250301 | Mulinia lateralis | 5 | |
| Outer Harbor (Area 3) | 325 | 9/25/2020 | 02 | 720 | S-325-20FSP20-02 | 1779 | 67439 | 5001600401 | Mediomastus ambiseta | 13 | |
| Outer Harbor (Area 3) | 325 | 9/25/2020 | 02 | 720 | S-325-20FSP20-02 | 1793 | 67947 | 5001680707 | Pista palmata | 2 | |
| Outer Harbor (Area 3) | 325 | 9/25/2020 | 02 | 720 | S-325-20FSP20-02 | 2040 | 59490 | 47 | Nematoda | | 1 |
| Outer Harbor (Area 3) | 325 | 9/25/2020 | 02 | 720 | S-325-20FSP20-02 | 3580 | 76083 | 5110019898 | Japonactaeon punctostriatus | 11 | |
| Outer Harbor (Area 3) | 325 | 9/25/2020 | 02 | 720 | S-325-20FSP20-02 | 3937 | 81317 | 5515359898 | Cumingia tellinoides | 1 | |
| Outer Harbor (Area 3) | 325 | 9/25/2020 | 02 | 720 | S-325-20FSP20-02 | 4389 | 158626 | 8201010302 | Saccoglossus kowalevskii | 6 | |
| Outer Harbor (Area 3) | 325 | 9/25/2020 | 02 | 720 | S-325-20FSP20-02 | 4519 | 66132 | 5001280104 | Glycinde solitaria | 1 | |
| Outer Harbor (Area 3) | 325 | 9/25/2020 | 02 | 720 | S-325-20FSP20-02 | 4528 | 76155 | 5110049898 | Cylichnella oryza | 2 | |
| Outer Harbor (Area 3) | 325 | 9/25/2020 | 02 | 720 | S-325-20FSP20-02 | 4544 | 66949 | 5001432006 | Scolelepis (Parascolelepis) texana | 5 | |
| Outer Harbor (Area 3) | 325 | 9/25/2020 | 02 | 720 | S-325-20FSP20-02 | 4609 | 65470 | 5001210103 | Gyptis vittata | 3 | |
| Outer Harbor (Area 3) | 325 | 9/25/2020 | 02 | 720 | S-325-20FSP20-02 | 4612 | 67027 | 5001430502 | Prionospio cirrifera | 22 | |
| Outer Harbor (Area 3) | 325 | 9/25/2020 | 02 | 720 | S-325-20FSP20-02 | 4618 | 65747 | 5001230897 | Sphaerosyllis taylori | 1 | |
| Outer Harbor (Area 3) | 325 | 9/25/2020 | 02 | 720 | S-325-20FSP20-02 | 4629 | 81055 | 5515319698 | Macoploma tenta | 53 | |
| Outer Harbor (Area 3) | 325 | 9/25/2020 | 02 | 720 | S-325-20FSP20-02 | 4887 | 67110 | 5001490302 | Spiochaetopterus costarum oculatus | 1 | |
| Outer Harbor (Area 3) | 325 | 9/25/2020 | 02 | 720 | S-325-20FSP20-02 | 6430 | | 9300000001 | Unidentified eggs/egg cases | | 1 |
| Outer Harbor (Area 3) | 325 | 9/25/2020 | 04 | 722 | S-325-20FSP20-04 | 69 | 66028 | 5001250115 | Nephtys incisa | 3 | |
| Outer Harbor (Area 3) | 325 | 9/25/2020 | 04 | 722 | S-325-20FSP20-04 | 178 | 79132 | 5502020204 | Nucula proxima | 4 | |
| Outer Harbor (Area 3) | 325 | 9/25/2020 | 04 | 722 | S-325-20FSP20-04 | 252 | 93329 | 6169020108 | Ampelisca abdita | 1 | |

| | | | | | | | | | |
|---|---|---|---|---|---|---|---|---|---|
| Outer Harbor (Area 3) | 325 | 9/25/2020 | 04 | 722 | S-325-20FSP20-04 | 399 | 66405 | 5001310204 | Ninoe nigripes | 2 |
| Outer Harbor (Area 3) | 325 | 9/25/2020 | 04 | 722 | S-325-20FSP20-04 | 450 | 66106 | 5001270104 | Glycera americana | 1 |
| Outer Harbor (Area 3) | 325 | 9/25/2020 | 04 | 722 | S-325-20FSP20-04 | 462 | 57411 | 4300000000 | Nemertea | 7 |
| Outer Harbor (Area 3) | 325 | 9/25/2020 | 04 | 722 | S-325-20FSP20-04 | 466 | 68422 | 5004000000 | Oligochaeta | 3 |
| Outer Harbor (Area 3) | 325 | 9/25/2020 | 04 | 722 | S-325-20FSP20-04 | 600 | 76117 | 5110040103 | Acteocina canaliculata | 21 |
| Outer Harbor (Area 3) | 325 | 9/25/2020 | 04 | 722 | S-325-20FSP20-04 | 613 | 75676 | 5108010299 | Turbonilla sp. | 2 |
| Outer Harbor (Area 3) | 325 | 9/25/2020 | 04 | 722 | S-325-20FSP20-04 | 664 | 67519 | 5001639898 | Sabaco elongatus | 1 |
| Outer Harbor (Area 3) | 325 | 9/25/2020 | 04 | 722 | S-325-20FSP20-04 | 747 | 65916 | 5001240409 | Nereis grayi | 1 |
| Outer Harbor (Area 3) | 325 | 9/25/2020 | 04 | 722 | S-325-20FSP20-04 | 757 | 53963 | 39 | Platyhelminthes | 2 |
| Outer Harbor (Area 3) | 325 | 9/25/2020 | 04 | 722 | S-325-20FSP20-04 | 1079 | 84195 | 6110 | Ostracoda | 10 |
| Outer Harbor (Area 3) | 325 | 9/25/2020 | 04 | 722 | S-325-20FSP20-04 | 1118 | 65517 | 5001219798 | Oxydromus obscurus | 1 |
| Outer Harbor (Area 3) | 325 | 9/25/2020 | 04 | 722 | S-325-20FSP20-04 | 1321 | 80959 | 5515250301 | Mulinia lateralis | 4 |
| Outer Harbor (Area 3) | 325 | 9/25/2020 | 04 | 722 | S-325-20FSP20-04 | 1779 | 67439 | 5001600401 | Mediomastus ambiseta | 3 |
| Outer Harbor (Area 3) | 325 | 9/25/2020 | 04 | 722 | S-325-20FSP20-04 | 1793 | 67947 | 5001680707 | Pista palmata | 1 |
| Outer Harbor (Area 3) | 325 | 9/25/2020 | 04 | 722 | S-325-20FSP20-04 | 3580 | 76083 | 5110019898 | Japonactaeon punctostriatus | 13 |
| Outer Harbor (Area 3) | 325 | 9/25/2020 | 04 | 722 | S-325-20FSP20-04 | 4389 | 158626 | 8201010302 | Saccoglossus kowalevskii | 1 |
| Outer Harbor (Area 3) | 325 | 9/25/2020 | 04 | 722 | S-325-20FSP20-04 | 4528 | 76155 | 5110049898 | Cylichnella oryza | 4 |
| Outer Harbor (Area 3) | 325 | 9/25/2020 | 04 | 722 | S-325-20FSP20-04 | 4544 | 66949 | 5001432006 | Scolelepis (Parascolelepis) texana | 2 |
| Outer Harbor (Area 3) | 325 | 9/25/2020 | 04 | 722 | S-325-20FSP20-04 | 4609 | 65470 | 5001210103 | Gyptis vittata | 1 |
| Outer Harbor (Area 3) | 325 | 9/25/2020 | 04 | 722 | S-325-20FSP20-04 | 4612 | 67027 | 5001430502 | Prionospio cirrifera | 27 |
| Outer Harbor (Area 3) | 325 | 9/25/2020 | 04 | 722 | S-325-20FSP20-04 | 4629 | 81055 | 5515319698 | Macoploma tenta | 48 |
| Outer Harbor (Area 3) | 325 | 9/25/2020 | 04 | 722 | S-325-20FSP20-04 | 4835 | 67003 | 5001439896 | Carazziella hobsonae | 2 |
| Outer Harbor (Area 3) | 331 | 9/25/2020 | 02 | 723 | S-331-20FSP20-02 | 69 | 66028 | 5001250115 | Nephtys incisa | 1 |
| Outer Harbor (Area 3) | 331 | 9/25/2020 | 02 | 723 | S-331-20FSP20-02 | 83 | 67585 | 5001631102 | Euclymene collaris | 13 |
| Outer Harbor (Area 3) | 331 | 9/25/2020 | 02 | 723 | S-331-20FSP20-02 | 88 | 66939 | 5001431801 | Streblospio benedicti | 1 |
| Outer Harbor (Area 3) | 331 | 9/25/2020 | 02 | 723 | S-331-20FSP20-02 | 149 | 72623 | 5103640204 | Crepidula fornicata | 74 |
| Outer Harbor (Area 3) | 331 | 9/25/2020 | 02 | 723 | S-331-20FSP20-02 | 150 | 72627 | 5103640207 | Crepidula plana | 15 |
| Outer Harbor (Area 3) | 331 | 9/25/2020 | 02 | 723 | S-331-20FSP20-02 | 157 | 73552 | 5105039898 | Astyris lunata | 3 |
| Outer Harbor (Area 3) | 331 | 9/25/2020 | 02 | 723 | S-331-20FSP20-02 | 162 | 74109 | 5105089898 | Tritia trivittata | 2 |
| Outer Harbor (Area 3) | 331 | 9/25/2020 | 02 | 723 | S-331-20FSP20-02 | 178 | 79132 | 5502020204 | Nucula proxima | 2 |
| Outer Harbor (Area 3) | 331 | 9/25/2020 | 02 | 723 | S-331-20FSP20-02 | 202 | 81032 | 551531 | Tellinidae | 2 |
| Outer Harbor (Area 3) | 331 | 9/25/2020 | 02 | 723 | S-331-20FSP20-02 | 391 | 67420 | 5001600201 | Heteromastus filiformis | 1 |
| Outer Harbor (Area 3) | 331 | 9/25/2020 | 02 | 723 | S-331-20FSP20-02 | 399 | 66405 | 5001310204 | Ninoe nigripes | 4 |
| Outer Harbor (Area 3) | 331 | 9/25/2020 | 02 | 723 | S-331-20FSP20-02 | 460 | 66102 | 5001270199 | Glycera sp. | 1 |
| Outer Harbor (Area 3) | 331 | 9/25/2020 | 02 | 723 | S-331-20FSP20-02 | 462 | 57411 | 4300000000 | Nemertea | 2 |
| Outer Harbor (Area 3) | 331 | 9/25/2020 | 02 | 723 | S-331-20FSP20-02 | 466 | 68422 | 5004000000 | Oligochaeta | 1 |
| Outer Harbor (Area 3) | 331 | 9/25/2020 | 02 | 723 | S-331-20FSP20-02 | 600 | 76117 | 5110040103 | Acteocina canaliculata | 2 |
| Outer Harbor (Area 3) | 331 | 9/25/2020 | 02 | 723 | S-331-20FSP20-02 | 610 | 75991 | 5108019898 | Boonea seminuda | 40 |
| Outer Harbor (Area 3) | 331 | 9/25/2020 | 02 | 723 | S-331-20FSP20-02 | 613 | 75676 | 5108010299 | Turbonilla sp. | 1 |
| Outer Harbor (Area 3) | 331 | 9/25/2020 | 02 | 723 | S-331-20FSP20-02 | 616 | 79340 | 5506010201 | Anadara transversa | 15 |
| Outer Harbor (Area 3) | 331 | 9/25/2020 | 02 | 723 | S-331-20FSP20-02 | 637 | 64610 | 5001021104 | Lepidonotus sublevis | 1 |

| | | | | | | | | | | |
|---|---|---|---|---|---|---|---|---|---|---|
| Outer Harbor (Area 3) | 331 | 9/25/2020 | 02 | 723 | S-331-20FSP20-02 | 640 | 65084 | 5001060302 | Sthenelais boa | 1 | |
| Outer Harbor (Area 3) | 331 | 9/25/2020 | 02 | 723 | S-331-20FSP20-02 | 663 | 67429 | 5001600306 | Notomastus latericeus | 1 | |
| Outer Harbor (Area 3) | 331 | 9/25/2020 | 02 | 723 | S-331-20FSP20-02 | 747 | 65916 | 5001240409 | Nereis grayi | 1 | |
| Outer Harbor (Area 3) | 331 | 9/25/2020 | 02 | 723 | S-331-20FSP20-02 | 769 | 98901 | 6189029798 | Dyspanopeus sayi | 1 | |
| Outer Harbor (Area 3) | 331 | 9/25/2020 | 02 | 723 | S-331-20FSP20-02 | 770 | 67709 | 5001660302 | Pectinaria gouldii | 1 | |
| Outer Harbor (Area 3) | 331 | 9/25/2020 | 02 | 723 | S-331-20FSP20-02 | 1079 | 84195 | 6110 | Ostracoda | 1 | |
| Outer Harbor (Area 3) | 331 | 9/25/2020 | 02 | 723 | S-331-20FSP20-02 | 1118 | 65517 | 5001219798 | Oxydromus obscurus | 1 | |
| Outer Harbor (Area 3) | 331 | 9/25/2020 | 02 | 723 | S-331-20FSP20-02 | 1321 | 80959 | 5515250301 | Mulinia lateralis | 11 | |
| Outer Harbor (Area 3) | 331 | 9/25/2020 | 02 | 723 | S-331-20FSP20-02 | 1779 | 67439 | 5001600401 | Mediomastus ambiseta | 54 | |
| Outer Harbor (Area 3) | 331 | 9/25/2020 | 02 | 723 | S-331-20FSP20-02 | 1846 | 65753 | 5001239698 | Prosphaerosyllis longicauda | 3 | |
| Outer Harbor (Area 3) | 331 | 9/25/2020 | 02 | 723 | S-331-20FSP20-02 | 1893 | 66791 | 5001439698 | Dipolydora socialis | 3 | |
| Outer Harbor (Area 3) | 331 | 9/25/2020 | 02 | 723 | S-331-20FSP20-02 | 1948 | 68282 | 5001730901 | Hydroides dianthus | 1 | |
| Outer Harbor (Area 3) | 331 | 9/25/2020 | 02 | 723 | S-331-20FSP20-02 | 2040 | 59490 | 47 | Nematoda | | 1 |
| Outer Harbor (Area 3) | 331 | 9/25/2020 | 02 | 723 | S-331-20FSP20-02 | 2068 | 66781 | 500143 | Spionidae | 1 | |
| Outer Harbor (Area 3) | 331 | 9/25/2020 | 02 | 723 | S-331-20FSP20-02 | 2075 | 67515 | 500163 | Maldanidae | 1 | |
| Outer Harbor (Area 3) | 331 | 9/25/2020 | 02 | 723 | S-331-20FSP20-02 | 3580 | 76083 | 5110019898 | Japonactaeon punctostriatus | 1 | |
| Outer Harbor (Area 3) | 331 | 9/25/2020 | 02 | 723 | S-331-20FSP20-02 | 3586 | 67671 | 5001650202 | Sabellaria vulgaris | 2 | |
| Outer Harbor (Area 3) | 331 | 9/25/2020 | 02 | 723 | S-331-20FSP20-02 | 4519 | 66132 | 5001280104 | Glycinde solitaria | 7 | |
| Outer Harbor (Area 3) | 331 | 9/25/2020 | 02 | 723 | S-331-20FSP20-02 | 4539 | 89630 | 6134029897 | Amphibalanus venustus | 4 | |
| Outer Harbor (Area 3) | 331 | 9/25/2020 | 02 | 723 | S-331-20FSP20-02 | 4609 | 65470 | 5001210103 | Gyptis vittata | 1 | |
| Outer Harbor (Area 3) | 331 | 9/25/2020 | 02 | 723 | S-331-20FSP20-02 | 4612 | 67027 | 5001430502 | Prionospio cirrifera | 8 | |
| Outer Harbor (Area 3) | 331 | 9/25/2020 | 02 | 723 | S-331-20FSP20-02 | 4629 | 81055 | 5515319698 | Macoploma tenta | 14 | |
| Outer Harbor (Area 3) | 331 | 9/25/2020 | 02 | 723 | S-331-20FSP20-02 | 4637 | 83682 | 6102010101 | Hutchinsoniella macracantha | 3 | |
| Outer Harbor (Area 3) | 331 | 9/25/2020 | 02 | 723 | S-331-20FSP20-02 | 4666 | 67047 | 5001440104 | Magelona rosea | 1 | |
| Outer Harbor (Area 3) | 331 | 9/25/2020 | 02 | 723 | S-331-20FSP20-02 | 4817 | 67011 | 5001439898 | Boccardiella hamata | 2 | |
| Outer Harbor (Area 3) | 331 | 9/25/2020 | 02 | 723 | S-331-20FSP20-02 | 4842 | 75774 | 5108019798 | Asmunda elegantula | 2 | |
| Outer Harbor (Area 3) | 331 | 9/25/2020 | 02 | 723 | S-331-20FSP20-02 | 4998 | 65722 | 5001230701 | Exogone dispar | 7 | |
| Outer Harbor (Area 3) | 331 | 9/25/2020 | 02 | 723 | S-331-20FSP20-02 | 6430 | | 9300000001 | Unidentified eggs/egg cases | | 1 |
| Outer Harbor (Area 3) | 331 | 9/25/2020 | 02 | 723 | S-331-20FSP20-02 | 6431 | 93606 | 6169159794 | Monocorophium sextonae | 5 | |
| Outer Harbor (Area 3) | 331 | 9/25/2020 | 02 | 723 | S-331-20FSP20-02 | 6434 | | 3666069897 | Pione robusta | | 1 |
| Outer Harbor (Area 3) | 331 | 9/25/2020 | 03 | 724 | S-331-20FSP20-03 | 57 | 65343 | 5001131101 | Eumida sanguinea | 1 | |
| Outer Harbor (Area 3) | 331 | 9/25/2020 | 03 | 724 | S-331-20FSP20-03 | 83 | 67585 | 5001631102 | Euclymene collaris | 20 | |
| Outer Harbor (Area 3) | 331 | 9/25/2020 | 03 | 724 | S-331-20FSP20-03 | 91 | 204501 | 5001430498 | Polydora cornuta | 1 | |
| Outer Harbor (Area 3) | 331 | 9/25/2020 | 03 | 724 | S-331-20FSP20-03 | 149 | 72623 | 5103640204 | Crepidula fornicata | 122 | |
| Outer Harbor (Area 3) | 331 | 9/25/2020 | 03 | 724 | S-331-20FSP20-03 | 150 | 72627 | 5103640207 | Crepidula plana | 19 | |
| Outer Harbor (Area 3) | 331 | 9/25/2020 | 03 | 724 | S-331-20FSP20-03 | 157 | 73552 | 5105039898 | Astyris lunata | 11 | |
| Outer Harbor (Area 3) | 331 | 9/25/2020 | 03 | 724 | S-331-20FSP20-03 | 178 | 79132 | 5502020204 | Nucula proxima | 2 | |
| Outer Harbor (Area 3) | 331 | 9/25/2020 | 03 | 724 | S-331-20FSP20-03 | 203 | 81088 | 5515319898 | Ameritella agilis | 4 | |
| Outer Harbor (Area 3) | 331 | 9/25/2020 | 03 | 724 | S-331-20FSP20-03 | 450 | 66106 | 5001270104 | Glycera americana | 4 | |
| Outer Harbor (Area 3) | 331 | 9/25/2020 | 03 | 724 | S-331-20FSP20-03 | 462 | 57411 | 4300000000 | Nemertea | 1 | |
| Outer Harbor (Area 3) | 331 | 9/25/2020 | 03 | 724 | S-331-20FSP20-03 | 600 | 76117 | 5110040103 | Acteocina canaliculata | 2 | |

| | | | | | | | | | | |
|---|---|---|---|---|---|---|---|---|---|---|
| Outer Harbor (Area 3) | 331 | 9/25/2020 | 03 | 724 | S-331-20FSP20-03 | 610 | 75991 | 5108019898 | Boonea seminuda | 120 | |
| Outer Harbor (Area 3) | 331 | 9/25/2020 | 03 | 724 | S-331-20FSP20-03 | 613 | 75676 | 5108010299 | Turbonilla sp. | 1 | |
| Outer Harbor (Area 3) | 331 | 9/25/2020 | 03 | 724 | S-331-20FSP20-03 | 616 | 79340 | 5506010201 | Anadara transversa | 3 | |
| Outer Harbor (Area 3) | 331 | 9/25/2020 | 03 | 724 | S-331-20FSP20-03 | 637 | 64610 | 5001021104 | Lepidonotus sublevis | 1 | |
| Outer Harbor (Area 3) | 331 | 9/25/2020 | 03 | 724 | S-331-20FSP20-03 | 640 | 65084 | 5001060302 | Sthenelais boa | 2 | |
| Outer Harbor (Area 3) | 331 | 9/25/2020 | 03 | 724 | S-331-20FSP20-03 | 642 | 65366 | 5001130108 | Phyllodoce arenae | 1 | |
| Outer Harbor (Area 3) | 331 | 9/25/2020 | 03 | 724 | S-331-20FSP20-03 | 664 | 67519 | 5001639898 | Sabaco elongatus | 1 | |
| Outer Harbor (Area 3) | 331 | 9/25/2020 | 03 | 724 | S-331-20FSP20-03 | 747 | 65916 | 5001240409 | Nereis grayi | 1 | |
| Outer Harbor (Area 3) | 331 | 9/25/2020 | 03 | 724 | S-331-20FSP20-03 | 757 | 53963 | 39 | Platyhelminthes | 1 | |
| Outer Harbor (Area 3) | 331 | 9/25/2020 | 03 | 724 | S-331-20FSP20-03 | 769 | 98901 | 6189029798 | Dyspanopeus sayi | 2 | |
| Outer Harbor (Area 3) | 331 | 9/25/2020 | 03 | 724 | S-331-20FSP20-03 | 770 | 67709 | 5001660302 | Pectinaria gouldii | 5 | |
| Outer Harbor (Area 3) | 331 | 9/25/2020 | 03 | 724 | S-331-20FSP20-03 | 1079 | 84195 | 6110 | Ostracoda | 4 | |
| Outer Harbor (Area 3) | 331 | 9/25/2020 | 03 | 724 | S-331-20FSP20-03 | 1118 | 65517 | 5001219798 | Oxydromus obscurus | 2 | |
| Outer Harbor (Area 3) | 331 | 9/25/2020 | 03 | 724 | S-331-20FSP20-03 | 1248 | 66260 | 500130 | Eunicidae | 1 | |
| Outer Harbor (Area 3) | 331 | 9/25/2020 | 03 | 724 | S-331-20FSP20-03 | 1317 | 81627 | 5515480102 | Petricolaria pholadiformis | 4 | |
| Outer Harbor (Area 3) | 331 | 9/25/2020 | 03 | 724 | S-331-20FSP20-03 | 1321 | 80959 | 5515250301 | Mulinia lateralis | 1 | |
| Outer Harbor (Area 3) | 331 | 9/25/2020 | 03 | 724 | S-331-20FSP20-03 | 1391 | 65727 | 5001230706 | Exogone verugera | 1 | |
| Outer Harbor (Area 3) | 331 | 9/25/2020 | 03 | 724 | S-331-20FSP20-03 | 1779 | 67439 | 5001600401 | Mediomastus ambiseta | 39 | |
| Outer Harbor (Area 3) | 331 | 9/25/2020 | 03 | 724 | S-331-20FSP20-03 | 1846 | 65753 | 5001239698 | Prosphaerosyllis longicauda | 3 | |
| Outer Harbor (Area 3) | 331 | 9/25/2020 | 03 | 724 | S-331-20FSP20-03 | 1886 | 93478 | 6169060402 | Microdeutopus anomalus | 2 | |
| Outer Harbor (Area 3) | 331 | 9/25/2020 | 03 | 724 | S-331-20FSP20-03 | 1893 | 66791 | 5001439698 | Dipolydora socialis | 5 | |
| Outer Harbor (Area 3) | 331 | 9/25/2020 | 03 | 724 | S-331-20FSP20-03 | 1948 | 68282 | 5001730901 | Hydroides dianthus | 1 | |
| Outer Harbor (Area 3) | 331 | 9/25/2020 | 03 | 724 | S-331-20FSP20-03 | 2040 | 59490 | 47 | Nematoda | | 1 |
| Outer Harbor (Area 3) | 331 | 9/25/2020 | 03 | 724 | S-331-20FSP20-03 | 2075 | 67515 | 500163 | Maldanidae | 1 | |
| Outer Harbor (Area 3) | 331 | 9/25/2020 | 03 | 724 | S-331-20FSP20-03 | 3586 | 67671 | 5001650202 | Sabellaria vulgaris | 1 | |
| Outer Harbor (Area 3) | 331 | 9/25/2020 | 03 | 724 | S-331-20FSP20-03 | 3598 | 93458 | 6169069898 | Globosolembos smithi | 9 | |
| Outer Harbor (Area 3) | 331 | 9/25/2020 | 03 | 724 | S-331-20FSP20-03 | 4514 | 72619 | 5103640299 | Crepidula sp. | 1 | |
| Outer Harbor (Area 3) | 331 | 9/25/2020 | 03 | 724 | S-331-20FSP20-03 | 4519 | 66132 | 5001280104 | Glycinde solitaria | 2 | |
| Outer Harbor (Area 3) | 331 | 9/25/2020 | 03 | 724 | S-331-20FSP20-03 | 4539 | 89630 | 6134029897 | Amphibalanus venustus | 4 | |
| Outer Harbor (Area 3) | 331 | 9/25/2020 | 03 | 724 | S-331-20FSP20-03 | 4595 | 73631 | 5105039798 | Cotonopsis lafresnayi | 1 | |
| Outer Harbor (Area 3) | 331 | 9/25/2020 | 03 | 724 | S-331-20FSP20-03 | 4612 | 67027 | 5001430502 | Prionospio cirrifera | 6 | |
| Outer Harbor (Area 3) | 331 | 9/25/2020 | 03 | 724 | S-331-20FSP20-03 | 4617 | 66714 | 5001410698 | Cirrophorus furcatus | 2 | |
| Outer Harbor (Area 3) | 331 | 9/25/2020 | 03 | 724 | S-331-20FSP20-03 | 4817 | 67011 | 5001439898 | Boccardiella hamata | 2 | |
| Outer Harbor (Area 3) | 331 | 9/25/2020 | 03 | 724 | S-331-20FSP20-03 | 4833 | 67450 | 5001600198 | Capitella jonesi | 1 | |
| Outer Harbor (Area 3) | 331 | 9/25/2020 | 03 | 724 | S-331-20FSP20-03 | 4838 | 65565 | 5001220401 | Cabira incerta | 1 | |
| Outer Harbor (Area 3) | 331 | 9/25/2020 | 03 | 724 | S-331-20FSP20-03 | 4842 | 75774 | 5108019798 | Asmunda elegantula | 4 | |
| Outer Harbor (Area 3) | 331 | 9/25/2020 | 03 | 724 | S-331-20FSP20-03 | 4998 | 65722 | 5001230701 | Exogone dispar | 17 | |
| Outer Harbor (Area 3) | 331 | 9/25/2020 | 03 | 724 | S-331-20FSP20-03 | 6431 | 93606 | 6169159794 | Monocorophium sextonae | 1 | |
| Outer Harbor (Area 3) | 332 | 9/25/2020 | 02 | 726 | S-332-20FSP20-02 | 57 | 65343 | 5001131101 | Eumida sanguinea | 4 | |
| Outer Harbor (Area 3) | 332 | 9/25/2020 | 02 | 726 | S-332-20FSP20-02 | 69 | 66028 | 5001250115 | Nephtys incisa | 2 | |
| Outer Harbor (Area 3) | 332 | 9/25/2020 | 02 | 726 | S-332-20FSP20-02 | 82 | 67528 | 5001630202 | Clymenella torquata | 2 | |

| | | | | | | | | | |
|---|---|---|---|---|---|---|---|---|---|
| Outer Harbor (Area 3) | 332 | 9/25/2020 | 02 | 726 | S-332-20FSP20-02 | 83 | 67585 | 5001631102 | Euclymene collaris | 29 |
| Outer Harbor (Area 3) | 332 | 9/25/2020 | 02 | 726 | S-332-20FSP20-02 | 84 | 67536 | 5001630301 | Maldane sarsi | 2 |
| Outer Harbor (Area 3) | 332 | 9/25/2020 | 02 | 726 | S-332-20FSP20-02 | 92 | 66897 | 5001431001 | Spiophanes bombyx | 27 |
| Outer Harbor (Area 3) | 332 | 9/25/2020 | 02 | 726 | S-332-20FSP20-02 | 95 | 66764 | 5001410208 | Aricidea (Acmira) catherinae | 1 |
| Outer Harbor (Area 3) | 332 | 9/25/2020 | 02 | 726 | S-332-20FSP20-02 | 149 | 72623 | 5103640204 | Crepidula fornicata | 77 |
| Outer Harbor (Area 3) | 332 | 9/25/2020 | 02 | 726 | S-332-20FSP20-02 | 150 | 72627 | 5103640207 | Crepidula plana | 2 |
| Outer Harbor (Area 3) | 332 | 9/25/2020 | 02 | 726 | S-332-20FSP20-02 | 157 | 73552 | 5105039898 | Astyris lunata | 15 |
| Outer Harbor (Area 3) | 332 | 9/25/2020 | 02 | 726 | S-332-20FSP20-02 | 178 | 79132 | 5502020204 | Nucula proxima | 3 |
| Outer Harbor (Area 3) | 332 | 9/25/2020 | 02 | 726 | S-332-20FSP20-02 | 194 | 79798 | 5509090202 | Anomia simplex | 1 |
| Outer Harbor (Area 3) | 332 | 9/25/2020 | 02 | 726 | S-332-20FSP20-02 | 199 | 80900 | 5515220601 | Parvicardium pinnulatum | 1 |
| Outer Harbor (Area 3) | 332 | 9/25/2020 | 02 | 726 | S-332-20FSP20-02 | 203 | 81088 | 5515319898 | Ameritella agilis | 1 |
| Outer Harbor (Area 3) | 332 | 9/25/2020 | 02 | 726 | S-332-20FSP20-02 | 252 | 93329 | 6169020108 | Ampelisca abdita | 5 |
| Outer Harbor (Area 3) | 332 | 9/25/2020 | 02 | 726 | S-332-20FSP20-02 | 253 | 93330 | 6169020109 | Ampelisca vadorum | 1 |
| Outer Harbor (Area 3) | 332 | 9/25/2020 | 02 | 726 | S-332-20FSP20-02 | 399 | 66405 | 5001310204 | Ninoe nigripes | 6 |
| Outer Harbor (Area 3) | 332 | 9/25/2020 | 02 | 726 | S-332-20FSP20-02 | 444 | 64509 | 5001020803 | Harmothoe extenuata | 2 |
| Outer Harbor (Area 3) | 332 | 9/25/2020 | 02 | 726 | S-332-20FSP20-02 | 450 | 66106 | 5001270104 | Glycera americana | 1 |
| Outer Harbor (Area 3) | 332 | 9/25/2020 | 02 | 726 | S-332-20FSP20-02 | 462 | 57411 | 4300000000 | Nemertea | 5 |
| Outer Harbor (Area 3) | 332 | 9/25/2020 | 02 | 726 | S-332-20FSP20-02 | 466 | 68422 | 5004000000 | Oligochaeta | 13 |
| Outer Harbor (Area 3) | 332 | 9/25/2020 | 02 | 726 | S-332-20FSP20-02 | 600 | 76117 | 5110040103 | Acteocina canaliculata | 24 |
| Outer Harbor (Area 3) | 332 | 9/25/2020 | 02 | 726 | S-332-20FSP20-02 | 610 | 75991 | 5108019898 | Boonea seminuda | 71 |
| Outer Harbor (Area 3) | 332 | 9/25/2020 | 02 | 726 | S-332-20FSP20-02 | 616 | 79340 | 5506010201 | Anadara transversa | 1 |
| Outer Harbor (Area 3) | 332 | 9/25/2020 | 02 | 726 | S-332-20FSP20-02 | 640 | 65084 | 5001060302 | Sthenelais boa | 1 |
| Outer Harbor (Area 3) | 332 | 9/25/2020 | 02 | 726 | S-332-20FSP20-02 | 642 | 65366 | 5001130108 | Phyllodoce arenae | 2 |
| Outer Harbor (Area 3) | 332 | 9/25/2020 | 02 | 726 | S-332-20FSP20-02 | 663 | 67429 | 5001600306 | Notomastus latericeus | 6 |
| Outer Harbor (Area 3) | 332 | 9/25/2020 | 02 | 726 | S-332-20FSP20-02 | 664 | 67519 | 5001639898 | Sabaco elongatus | 1 |
| Outer Harbor (Area 3) | 332 | 9/25/2020 | 02 | 726 | S-332-20FSP20-02 | 671 | 97804 | 6183060227 | Pagurus annulipes | 1 |
| Outer Harbor (Area 3) | 332 | 9/25/2020 | 02 | 726 | S-332-20FSP20-02 | 699 | 93613 | 6169150302 | Ericthonius brasiliensis | 1 |
| Outer Harbor (Area 3) | 332 | 9/25/2020 | 02 | 726 | S-332-20FSP20-02 | 745 | 67741 | 5001670298 | Ampharete finmarchica | 1 |
| Outer Harbor (Area 3) | 332 | 9/25/2020 | 02 | 726 | S-332-20FSP20-02 | 747 | 65916 | 5001240409 | Nereis grayi | 1 |
| Outer Harbor (Area 3) | 332 | 9/25/2020 | 02 | 726 | S-332-20FSP20-02 | 757 | 53963 | 39 | Platyhelminthes | 1 |
| Outer Harbor (Area 3) | 332 | 9/25/2020 | 02 | 726 | S-332-20FSP20-02 | 769 | 98901 | 6189029798 | Dyspanopeus sayi | 1 |
| Outer Harbor (Area 3) | 332 | 9/25/2020 | 02 | 726 | S-332-20FSP20-02 | 770 | 67709 | 5001660302 | Pectinaria gouldii | 1 |
| Outer Harbor (Area 3) | 332 | 9/25/2020 | 02 | 726 | S-332-20FSP20-02 | 1079 | 84195 | 6110 | Ostracoda | 18 |
| Outer Harbor (Area 3) | 332 | 9/25/2020 | 02 | 726 | S-332-20FSP20-02 | 1118 | 65517 | 5001219798 | Oxydromus obscurus | 1 |
| Outer Harbor (Area 3) | 332 | 9/25/2020 | 02 | 726 | S-332-20FSP20-02 | 1146 | 73264 | 5105010301 | Urosalpinx cinerea | 1 |
| Outer Harbor (Area 3) | 332 | 9/25/2020 | 02 | 726 | S-332-20FSP20-02 | 1202 | 79118 | 55 | Bivalvia | 5 |
| Outer Harbor (Area 3) | 332 | 9/25/2020 | 02 | 726 | S-332-20FSP20-02 | 1779 | 67439 | 5001600401 | Mediomastus ambiseta | 52 |
| Outer Harbor (Area 3) | 332 | 9/25/2020 | 02 | 726 | S-332-20FSP20-02 | 1786 | 67963 | 5001680804 | Polycirrus eximius | 2 |
| Outer Harbor (Area 3) | 332 | 9/25/2020 | 02 | 726 | S-332-20FSP20-02 | 1793 | 67947 | 5001680707 | Pista palmata | 2 |
| Outer Harbor (Area 3) | 332 | 9/25/2020 | 02 | 726 | S-332-20FSP20-02 | 1825 | 66495 | 5001369798 | Marycarmenia gaspeensis | 3 |
| Outer Harbor (Area 3) | 332 | 9/25/2020 | 02 | 726 | S-332-20FSP20-02 | 1826 | 67959 | 5001680899 | Polycirrus sp. | 3 |

| | | | | | | | | | | |
|---|---|---|---|---|---|---|---|---|---|---|
| Outer Harbor (Area 3) | 332 | 9/25/2020 | 02 | 726 | S-332-20FSP20-02 | 1846 | 65753 | 5001239698 | Prosphaerosyllis longicauda | 1 | |
| Outer Harbor (Area 3) | 332 | 9/25/2020 | 02 | 726 | S-332-20FSP20-02 | 1886 | 93478 | 6169060402 | Microdeutopus anomalus | 1 | |
| Outer Harbor (Area 3) | 332 | 9/25/2020 | 02 | 726 | S-332-20FSP20-02 | 1893 | 66791 | 5001439698 | Dipolydora socialis | 11 | |
| Outer Harbor (Area 3) | 332 | 9/25/2020 | 02 | 726 | S-332-20FSP20-02 | 1902 | 67662 | 5001640498 | Galathowenia oculata | 2 | |
| Outer Harbor (Area 3) | 332 | 9/25/2020 | 02 | 726 | S-332-20FSP20-02 | 1934 | 65789 | 5001231304 | Odontosyllis fulgurans | 1 | |
| Outer Harbor (Area 3) | 332 | 9/25/2020 | 02 | 726 | S-332-20FSP20-02 | 2040 | 59490 | 47 | Nematoda | | 1 |
| Outer Harbor (Area 3) | 332 | 9/25/2020 | 02 | 726 | S-332-20FSP20-02 | 2075 | 67515 | 500163 | Maldanidae | 1 | |
| Outer Harbor (Area 3) | 332 | 9/25/2020 | 02 | 726 | S-332-20FSP20-02 | 2111 | 86110 | 6119 | Harpacticoida | 1 | |
| Outer Harbor (Area 3) | 332 | 9/25/2020 | 02 | 726 | S-332-20FSP20-02 | 3580 | 76083 | 5110019898 | Japonactaeon punctostriatus | 1 | |
| Outer Harbor (Area 3) | 332 | 9/25/2020 | 02 | 726 | S-332-20FSP20-02 | 3598 | 93458 | 6169069898 | Globosolembos smithi | 7 | |
| Outer Harbor (Area 3) | 332 | 9/25/2020 | 02 | 726 | S-332-20FSP20-02 | 3920 | 65762 | 5001230903 | Brania wellfleetensis | 5 | |
| Outer Harbor (Area 3) | 332 | 9/25/2020 | 02 | 726 | S-332-20FSP20-02 | 4514 | 72619 | 5103640299 | Crepidula sp. | 4 | |
| Outer Harbor (Area 3) | 332 | 9/25/2020 | 02 | 726 | S-332-20FSP20-02 | 4519 | 66132 | 5001280104 | Glycinde solitaria | 13 | |
| Outer Harbor (Area 3) | 332 | 9/25/2020 | 02 | 726 | S-332-20FSP20-02 | 4528 | 76155 | 5110049898 | Cylichnella oryza | 4 | |
| Outer Harbor (Area 3) | 332 | 9/25/2020 | 02 | 726 | S-332-20FSP20-02 | 4544 | 66949 | 5001432006 | Scolelepis (Parascolelepis) texana | 1 | |
| Outer Harbor (Area 3) | 332 | 9/25/2020 | 02 | 726 | S-332-20FSP20-02 | 4595 | 73631 | 5105039798 | Cotonopsis lafresnayi | 5 | |
| Outer Harbor (Area 3) | 332 | 9/25/2020 | 02 | 726 | S-332-20FSP20-02 | 4609 | 65470 | 5001210103 | Gyptis vittata | 2 | |
| Outer Harbor (Area 3) | 332 | 9/25/2020 | 02 | 726 | S-332-20FSP20-02 | 4612 | 67027 | 5001430502 | Prionospio cirrifera | 5 | |
| Outer Harbor (Area 3) | 332 | 9/25/2020 | 02 | 726 | S-332-20FSP20-02 | 4618 | 65747 | 5001230897 | Sphaerosyllis taylori | 1 | |
| Outer Harbor (Area 3) | 332 | 9/25/2020 | 02 | 726 | S-332-20FSP20-02 | 4624 | 67147 | 5001500305 | Tharyx acutus | 3 | |
| Outer Harbor (Area 3) | 332 | 9/25/2020 | 02 | 726 | S-332-20FSP20-02 | 4637 | 83682 | 6102010101 | Hutchinsoniella macracantha | 1 | |
| Outer Harbor (Area 3) | 332 | 9/25/2020 | 02 | 726 | S-332-20FSP20-02 | 4838 | 65565 | 5001220401 | Cabira incerta | 1 | |
| Outer Harbor (Area 3) | 332 | 9/25/2020 | 02 | 726 | S-332-20FSP20-02 | 4842 | 75774 | 5108019798 | Asmunda elegantula | 1 | |
| Outer Harbor (Area 3) | 332 | 9/25/2020 | 02 | 726 | S-332-20FSP20-02 | 4998 | 65722 | 5001230701 | Exogone dispar | 12 | |
| Outer Harbor (Area 3) | 332 | 9/25/2020 | 02 | 726 | S-332-20FSP20-02 | 6434 | | 3666069897 | Pione robusta | | 1 |
| Outer Harbor (Area 3) | 332 | 9/25/2020 | 04 | 728 | S-332-20FSP20-04 | 57 | 65343 | 5001131101 | Eumida sanguinea | 3 | |
| Outer Harbor (Area 3) | 332 | 9/25/2020 | 04 | 728 | S-332-20FSP20-04 | 82 | 67528 | 5001630202 | Clymenella torquata | 3 | |
| Outer Harbor (Area 3) | 332 | 9/25/2020 | 04 | 728 | S-332-20FSP20-04 | 83 | 67585 | 5001631102 | Euclymene collaris | 17 | |
| Outer Harbor (Area 3) | 332 | 9/25/2020 | 04 | 728 | S-332-20FSP20-04 | 92 | 66897 | 5001431001 | Spiophanes bombyx | 44 | |
| Outer Harbor (Area 3) | 332 | 9/25/2020 | 04 | 728 | S-332-20FSP20-04 | 107 | 67647 | 5001640102 | Owenia fusiformis | 1 | |
| Outer Harbor (Area 3) | 332 | 9/25/2020 | 04 | 728 | S-332-20FSP20-04 | 149 | 72623 | 5103640204 | Crepidula fornicata | 20 | |
| Outer Harbor (Area 3) | 332 | 9/25/2020 | 04 | 728 | S-332-20FSP20-04 | 157 | 73552 | 5105039898 | Astyris lunata | 7 | |
| Outer Harbor (Area 3) | 332 | 9/25/2020 | 04 | 728 | S-332-20FSP20-04 | 178 | 79132 | 5502020204 | Nucula proxima | 2 | |
| Outer Harbor (Area 3) | 332 | 9/25/2020 | 04 | 728 | S-332-20FSP20-04 | 203 | 81088 | 5515319898 | Ameritella agilis | 2 | |
| Outer Harbor (Area 3) | 332 | 9/25/2020 | 04 | 728 | S-332-20FSP20-04 | 252 | 93329 | 6169020108 | Ampelisca abdita | 3 | |
| Outer Harbor (Area 3) | 332 | 9/25/2020 | 04 | 728 | S-332-20FSP20-04 | 253 | 93330 | 6169020109 | Ampelisca vadorum | 3 | |
| Outer Harbor (Area 3) | 332 | 9/25/2020 | 04 | 728 | S-332-20FSP20-04 | 387 | 81511 | 5515471301 | Gemma gemma | 1 | |
| Outer Harbor (Area 3) | 332 | 9/25/2020 | 04 | 728 | S-332-20FSP20-04 | 399 | 66405 | 5001310204 | Ninoe nigripes | 3 | |
| Outer Harbor (Area 3) | 332 | 9/25/2020 | 04 | 728 | S-332-20FSP20-04 | 450 | 66106 | 5001270104 | Glycera americana | 18 | |
| Outer Harbor (Area 3) | 332 | 9/25/2020 | 04 | 728 | S-332-20FSP20-04 | 462 | 57411 | 4300000000 | Nemertea | 5 | |
| Outer Harbor (Area 3) | 332 | 9/25/2020 | 04 | 728 | S-332-20FSP20-04 | 466 | 68422 | 5004000000 | Oligochaeta | 5 | |

| | | | | | | | | | | |
|---|---|---|---|---|---|---|---|---|---|---|
| Outer Harbor (Area 3) | 332 | 9/25/2020 | 04 | 728 | S-332-20FSP20-04 | 600 | 76117 | 5110040103 | Acteocina canaliculata | 20 | |
| Outer Harbor (Area 3) | 332 | 9/25/2020 | 04 | 728 | S-332-20FSP20-04 | 610 | 75991 | 5108019898 | Boonea seminuda | 14 | |
| Outer Harbor (Area 3) | 332 | 9/25/2020 | 04 | 728 | S-332-20FSP20-04 | 613 | 75676 | 5108010299 | Turbonilla sp. | 2 | |
| Outer Harbor (Area 3) | 332 | 9/25/2020 | 04 | 728 | S-332-20FSP20-04 | 616 | 79340 | 5506010201 | Anadara transversa | 3 | |
| Outer Harbor (Area 3) | 332 | 9/25/2020 | 04 | 728 | S-332-20FSP20-04 | 642 | 65366 | 5001130108 | Phyllodoce arenae | 1 | |
| Outer Harbor (Area 3) | 332 | 9/25/2020 | 04 | 728 | S-332-20FSP20-04 | 663 | 67429 | 5001600306 | Notomastus latericeus | 12 | |
| Outer Harbor (Area 3) | 332 | 9/25/2020 | 04 | 728 | S-332-20FSP20-04 | 664 | 67519 | 5001639898 | Sabaco elongatus | 1 | |
| Outer Harbor (Area 3) | 332 | 9/25/2020 | 04 | 728 | S-332-20FSP20-04 | 665 | 67763 | 5001670501 | Melinna cristata | 2 | |
| Outer Harbor (Area 3) | 332 | 9/25/2020 | 04 | 728 | S-332-20FSP20-04 | 673 | 98998 | 6189069598 | Tubicolixa chaetopterana | 1 | |
| Outer Harbor (Area 3) | 332 | 9/25/2020 | 04 | 728 | S-332-20FSP20-04 | 747 | 65916 | 5001240409 | Nereis grayi | 1 | |
| Outer Harbor (Area 3) | 332 | 9/25/2020 | 04 | 728 | S-332-20FSP20-04 | 751 | 48529 | 3666060498 | Pione vastifica | | 1 |
| Outer Harbor (Area 3) | 332 | 9/25/2020 | 04 | 728 | S-332-20FSP20-04 | 770 | 67709 | 5001660302 | Pectinaria gouldii | 1 | |
| Outer Harbor (Area 3) | 332 | 9/25/2020 | 04 | 728 | S-332-20FSP20-04 | 1033 | 67165 | 5001500599 | Dodecaceria sp. | 1 | |
| Outer Harbor (Area 3) | 332 | 9/25/2020 | 04 | 728 | S-332-20FSP20-04 | 1079 | 84195 | 6110 | Ostracoda | 18 | |
| Outer Harbor (Area 3) | 332 | 9/25/2020 | 04 | 728 | S-332-20FSP20-04 | 1127 | 88530 | 6120 | Cyclopoida | 1 | |
| Outer Harbor (Area 3) | 332 | 9/25/2020 | 04 | 728 | S-332-20FSP20-04 | 1146 | 73264 | 5105010301 | Urosalpinx cinerea | 1 | |
| Outer Harbor (Area 3) | 332 | 9/25/2020 | 04 | 728 | S-332-20FSP20-04 | 1190 | 93331 | 6169020110 | Ampelisca verrilli | 1 | |
| Outer Harbor (Area 3) | 332 | 9/25/2020 | 04 | 728 | S-332-20FSP20-04 | 1202 | 79118 | 55 | Bivalvia | 2 | |
| Outer Harbor (Area 3) | 332 | 9/25/2020 | 04 | 728 | S-332-20FSP20-04 | 1779 | 67439 | 5001600401 | Mediomastus ambiseta | 23 | |
| Outer Harbor (Area 3) | 332 | 9/25/2020 | 04 | 728 | S-332-20FSP20-04 | 1786 | 67963 | 5001680804 | Polycirrus eximius | 4 | |
| Outer Harbor (Area 3) | 332 | 9/25/2020 | 04 | 728 | S-332-20FSP20-04 | 1793 | 67947 | 5001680707 | Pista palmata | 1 | |
| Outer Harbor (Area 3) | 332 | 9/25/2020 | 04 | 728 | S-332-20FSP20-04 | 1825 | 66495 | 5001369798 | Marycarmenia gaspeensis | 5 | |
| Outer Harbor (Area 3) | 332 | 9/25/2020 | 04 | 728 | S-332-20FSP20-04 | 1828 | 66553 | 5001360598 | Parougia caeca | 2 | |
| Outer Harbor (Area 3) | 332 | 9/25/2020 | 04 | 728 | S-332-20FSP20-04 | 1846 | 65753 | 5001239698 | Prosphaerosyllis longicauda | 2 | |
| Outer Harbor (Area 3) | 332 | 9/25/2020 | 04 | 728 | S-332-20FSP20-04 | 1893 | 66791 | 5001439698 | Dipolydora socialis | 6 | |
| Outer Harbor (Area 3) | 332 | 9/25/2020 | 04 | 728 | S-332-20FSP20-04 | 1907 | 67152 | 5001509697 | Kirkegaardia dorsobranchialis | 8 | |
| Outer Harbor (Area 3) | 332 | 9/25/2020 | 04 | 728 | S-332-20FSP20-04 | 1934 | 65789 | 5001231304 | Odontosyllis fulgurans | 1 | |
| Outer Harbor (Area 3) | 332 | 9/25/2020 | 04 | 728 | S-332-20FSP20-04 | 2040 | 59490 | 47 | Nematoda | | 1 |
| Outer Harbor (Area 3) | 332 | 9/25/2020 | 04 | 728 | S-332-20FSP20-04 | 2066 | 67116 | 5001500000 | Cirratulidae | 1 | |
| Outer Harbor (Area 3) | 332 | 9/25/2020 | 04 | 728 | S-332-20FSP20-04 | 2075 | 67515 | 500163 | Maldanidae | 11 | |
| Outer Harbor (Area 3) | 332 | 9/25/2020 | 04 | 728 | S-332-20FSP20-04 | 2111 | 86110 | 6119 | Harpacticoida | 1 | |
| Outer Harbor (Area 3) | 332 | 9/25/2020 | 04 | 728 | S-332-20FSP20-04 | 3535 | 65824 | 5001239598 | Opisthodonta longocirrata | 2 | |
| Outer Harbor (Area 3) | 332 | 9/25/2020 | 04 | 728 | S-332-20FSP20-04 | 3580 | 76083 | 5110019898 | Japonactaeon punctostriatus | 4 | |
| Outer Harbor (Area 3) | 332 | 9/25/2020 | 04 | 728 | S-332-20FSP20-04 | 3586 | 67671 | 5001650202 | Sabellaria vulgaris | 4 | |
| Outer Harbor (Area 3) | 332 | 9/25/2020 | 04 | 728 | S-332-20FSP20-04 | 3598 | 93458 | 6169069898 | Globosolembos smithi | 1 | |
| Outer Harbor (Area 3) | 332 | 9/25/2020 | 04 | 728 | S-332-20FSP20-04 | 3920 | 65762 | 5001230903 | Brania wellfleetensis | 9 | |
| Outer Harbor (Area 3) | 332 | 9/25/2020 | 04 | 728 | S-332-20FSP20-04 | 4389 | 158626 | 8201010302 | Saccoglossus kowalevskii | 2 | |
| Outer Harbor (Area 3) | 332 | 9/25/2020 | 04 | 728 | S-332-20FSP20-04 | 4514 | 72619 | 5103640299 | Crepidula sp. | 2 | |
| Outer Harbor (Area 3) | 332 | 9/25/2020 | 04 | 728 | S-332-20FSP20-04 | 4519 | 66132 | 5001280104 | Glycinde solitaria | 8 | |
| Outer Harbor (Area 3) | 332 | 9/25/2020 | 04 | 728 | S-332-20FSP20-04 | 4528 | 76155 | 5110049898 | Cylichnella oryza | 4 | |
| Outer Harbor (Area 3) | 332 | 9/25/2020 | 04 | 728 | S-332-20FSP20-04 | 4609 | 65470 | 5001210103 | Gyptis vittata | 1 | |

| | | | | | | | | | | |
|---|---|---|---|---|---|---|---|---|---|---|
| Outer Harbor (Area 3) | 332 | 9/25/2020 | 04 | 728 | S-332-20FSP20-04 | 4612 | 67027 | 5001430502 | Prionospio cirrifera | 2 | |
| Outer Harbor (Area 3) | 332 | 9/25/2020 | 04 | 728 | S-332-20FSP20-04 | 4617 | 66714 | 5001410698 | Cirrophorus furcatus | 1 | |
| Outer Harbor (Area 3) | 332 | 9/25/2020 | 04 | 728 | S-332-20FSP20-04 | 4618 | 65747 | 5001230897 | Sphaerosyllis taylori | 3 | |
| Outer Harbor (Area 3) | 332 | 9/25/2020 | 04 | 728 | S-332-20FSP20-04 | 4624 | 67147 | 5001500305 | Tharyx acutus | 3 | |
| Outer Harbor (Area 3) | 332 | 9/25/2020 | 04 | 728 | S-332-20FSP20-04 | 4838 | 65565 | 5001220401 | Cabira incerta | 4 | |
| Outer Harbor (Area 3) | 332 | 9/25/2020 | 04 | 728 | S-332-20FSP20-04 | 4842 | 75774 | 5108019798 | Asmunda elegantula | 2 | |
| Outer Harbor (Area 3) | 332 | 9/25/2020 | 04 | 728 | S-332-20FSP20-04 | 4887 | 67110 | 5001490302 | Spiochaetopterus costarum oculatus | 1 | |
| Outer Harbor (Area 3) | 332 | 9/25/2020 | 04 | 728 | S-332-20FSP20-04 | 4909 | 66054 | 5001250298 | Micronephthys neotena | 1 | |
| Outer Harbor (Area 3) | 332 | 9/25/2020 | 04 | 728 | S-332-20FSP20-04 | 4998 | 65722 | 5001230701 | Exogone dispar | 2 | |
| Outer Harbor (Area 3) | 333 | 9/25/2020 | 02 | 729 | S-333-20FSP20-02 | 57 | 65343 | 5001131101 | Eumida sanguinea | 9 | |
| Outer Harbor (Area 3) | 333 | 9/25/2020 | 02 | 729 | S-333-20FSP20-02 | 149 | 72623 | 5103640204 | Crepidula fornicata | 16 | |
| Outer Harbor (Area 3) | 333 | 9/25/2020 | 02 | 729 | S-333-20FSP20-02 | 157 | 73552 | 5105039898 | Astyris lunata | 10 | |
| Outer Harbor (Area 3) | 333 | 9/25/2020 | 02 | 729 | S-333-20FSP20-02 | 176 | 79316 | 5504010101 | Solemya velum | 1 | |
| Outer Harbor (Area 3) | 333 | 9/25/2020 | 02 | 729 | S-333-20FSP20-02 | 178 | 79132 | 5502020204 | Nucula proxima | 13 | |
| Outer Harbor (Area 3) | 333 | 9/25/2020 | 02 | 729 | S-333-20FSP20-02 | 179 | 79134 | 5502029897 | Ennucula delphinodonta | 3 | |
| Outer Harbor (Area 3) | 333 | 9/25/2020 | 02 | 729 | S-333-20FSP20-02 | 194 | 79798 | 5509090202 | Anomia simplex | 1 | |
| Outer Harbor (Area 3) | 333 | 9/25/2020 | 02 | 729 | S-333-20FSP20-02 | 253 | 93330 | 6169020109 | Ampelisca vadorum | 1 | |
| Outer Harbor (Area 3) | 333 | 9/25/2020 | 02 | 729 | S-333-20FSP20-02 | 340 | 156470 | 7816130304 | Parasmittina nitida | | 1 |
| Outer Harbor (Area 3) | 333 | 9/25/2020 | 02 | 729 | S-333-20FSP20-02 | 444 | 64509 | 5001020803 | Harmothoe extenuata | 3 | |
| Outer Harbor (Area 3) | 333 | 9/25/2020 | 02 | 729 | S-333-20FSP20-02 | 450 | 66106 | 5001270104 | Glycera americana | 1 | |
| Outer Harbor (Area 3) | 333 | 9/25/2020 | 02 | 729 | S-333-20FSP20-02 | 460 | 66102 | 5001270199 | Glycera sp. | 1 | |
| Outer Harbor (Area 3) | 333 | 9/25/2020 | 02 | 729 | S-333-20FSP20-02 | 462 | 57411 | 4300000000 | Nemertea | 20 | |
| Outer Harbor (Area 3) | 333 | 9/25/2020 | 02 | 729 | S-333-20FSP20-02 | 464 | 66802 | 5001430412 | Polydora websteri | 2 | |
| Outer Harbor (Area 3) | 333 | 9/25/2020 | 02 | 729 | S-333-20FSP20-02 | 466 | 68422 | 5004000000 | Oligochaeta | 31 | |
| Outer Harbor (Area 3) | 333 | 9/25/2020 | 02 | 729 | S-333-20FSP20-02 | 610 | 75991 | 5108019898 | Boonea seminuda | 44 | |
| Outer Harbor (Area 3) | 333 | 9/25/2020 | 02 | 729 | S-333-20FSP20-02 | 613 | 75676 | 5108010299 | Turbonilla sp. | 2 | |
| Outer Harbor (Area 3) | 333 | 9/25/2020 | 02 | 729 | S-333-20FSP20-02 | 616 | 79340 | 5506010201 | Anadara transversa | 8 | |
| Outer Harbor (Area 3) | 333 | 9/25/2020 | 02 | 729 | S-333-20FSP20-02 | 671 | 97804 | 6183060227 | Pagurus annulipes | 1 | |
| Outer Harbor (Area 3) | 333 | 9/25/2020 | 02 | 729 | S-333-20FSP20-02 | 768 | 89977 | 6153010802 | Heteromysis formosa | 12 | |
| Outer Harbor (Area 3) | 333 | 9/25/2020 | 02 | 729 | S-333-20FSP20-02 | 769 | 98901 | 6189029798 | Dyspanopeus sayi | 17 | |
| Outer Harbor (Area 3) | 333 | 9/25/2020 | 02 | 729 | S-333-20FSP20-02 | 1058 | 67156 | 5001500499 | Chaetozone sp. | 1 | |
| Outer Harbor (Area 3) | 333 | 9/25/2020 | 02 | 729 | S-333-20FSP20-02 | 1079 | 84195 | 6110 | Ostracoda | 1 | |
| Outer Harbor (Area 3) | 333 | 9/25/2020 | 02 | 729 | S-333-20FSP20-02 | 1118 | 65517 | 5001219798 | Oxydromus obscurus | 39 | |
| Outer Harbor (Area 3) | 333 | 9/25/2020 | 02 | 729 | S-333-20FSP20-02 | 1146 | 73264 | 5105010301 | Urosalpinx cinerea | 4 | |
| Outer Harbor (Area 3) | 333 | 9/25/2020 | 02 | 729 | S-333-20FSP20-02 | 1160 | 78958 | 5303060103 | Chaetopleura apiculata | 1 | |
| Outer Harbor (Area 3) | 333 | 9/25/2020 | 02 | 729 | S-333-20FSP20-02 | 1321 | 80959 | 5515250301 | Mulinia lateralis | 1 | |
| Outer Harbor (Area 3) | 333 | 9/25/2020 | 02 | 729 | S-333-20FSP20-02 | 1338 | 67899 | 500168 | Terebellidae | 1 | |
| Outer Harbor (Area 3) | 333 | 9/25/2020 | 02 | 729 | S-333-20FSP20-02 | 1391 | 65727 | 5001230706 | Exogone verugera | 1 | |
| Outer Harbor (Area 3) | 333 | 9/25/2020 | 02 | 729 | S-333-20FSP20-02 | 1779 | 67439 | 5001600401 | Mediomastus ambiseta | 169 | |
| Outer Harbor (Area 3) | 333 | 9/25/2020 | 02 | 729 | S-333-20FSP20-02 | 1826 | 67959 | 5001680899 | Polycirrus sp. | 14 | |
| Outer Harbor (Area 3) | 333 | 9/25/2020 | 02 | 729 | S-333-20FSP20-02 | 1828 | 66553 | 5001360598 | Parougia caeca | 1 | |

| | | | | | | | | | | |
|---|---|---|---|---|---|---|---|---|---|---|
| Outer Harbor (Area 3) | 333 | 9/25/2020 | 02 | 729 | S-333-20FSP20-02 | 1846 | 65753 | 5001239698 | Prosphaerosyllis longicauda | 7 | |
| Outer Harbor (Area 3) | 333 | 9/25/2020 | 02 | 729 | S-333-20FSP20-02 | 1886 | 93478 | 6169060402 | Microdeutopus anomalus | 5 | |
| Outer Harbor (Area 3) | 333 | 9/25/2020 | 02 | 729 | S-333-20FSP20-02 | 1893 | 66791 | 5001439698 | Dipolydora socialis | 55 | |
| Outer Harbor (Area 3) | 333 | 9/25/2020 | 02 | 729 | S-333-20FSP20-02 | 1934 | 65789 | 5001231304 | Odontosyllis fulgurans | 5 | |
| Outer Harbor (Area 3) | 333 | 9/25/2020 | 02 | 729 | S-333-20FSP20-02 | 2040 | 59490 | 47 | Nematoda | | 1 |
| Outer Harbor (Area 3) | 333 | 9/25/2020 | 02 | 729 | S-333-20FSP20-02 | 2064 | 65587 | 500123 | Syllidae | 2 | |
| Outer Harbor (Area 3) | 333 | 9/25/2020 | 02 | 729 | S-333-20FSP20-02 | 2066 | 67116 | 5001500000 | Cirratulidae | 1 | |
| Outer Harbor (Area 3) | 333 | 9/25/2020 | 02 | 729 | S-333-20FSP20-02 | 2075 | 67515 | 500163 | Maldanidae | 1 | |
| Outer Harbor (Area 3) | 333 | 9/25/2020 | 02 | 729 | S-333-20FSP20-02 | 2097 | 69459 | 51 | Gastropoda | 1 | |
| Outer Harbor (Area 3) | 333 | 9/25/2020 | 02 | 729 | S-333-20FSP20-02 | 3492 | 67440 | 5001600402 | Mediomastus californiensis | 4 | |
| Outer Harbor (Area 3) | 333 | 9/25/2020 | 02 | 729 | S-333-20FSP20-02 | 3598 | 93458 | 6169069898 | Globosolembos smithi | 28 | |
| Outer Harbor (Area 3) | 333 | 9/25/2020 | 02 | 729 | S-333-20FSP20-02 | 3920 | 65762 | 5001230903 | Brania wellfleetensis | 1 | |
| Outer Harbor (Area 3) | 333 | 9/25/2020 | 02 | 729 | S-333-20FSP20-02 | 3941 | 72111 | 5103460401 | Seila adamsii | 1 | |
| Outer Harbor (Area 3) | 333 | 9/25/2020 | 02 | 729 | S-333-20FSP20-02 | 4514 | 72619 | 5103640299 | Crepidula sp. | 2 | |
| Outer Harbor (Area 3) | 333 | 9/25/2020 | 02 | 729 | S-333-20FSP20-02 | 4519 | 66132 | 5001280104 | Glycinde solitaria | 1 | |
| Outer Harbor (Area 3) | 333 | 9/25/2020 | 02 | 729 | S-333-20FSP20-02 | 4595 | 73631 | 5105039798 | Cotonopsis lafresnayi | 11 | |
| Outer Harbor (Area 3) | 333 | 9/25/2020 | 02 | 729 | S-333-20FSP20-02 | 4612 | 67027 | 5001430502 | Prionospio cirrifera | 5 | |
| Outer Harbor (Area 3) | 333 | 9/25/2020 | 02 | 729 | S-333-20FSP20-02 | 4615 | 66843 | 5001430597 | Prionospio heterobranchia | 3 | |
| Outer Harbor (Area 3) | 333 | 9/25/2020 | 02 | 729 | S-333-20FSP20-02 | 4624 | 67147 | 5001500305 | Tharyx acutus | 22 | |
| Outer Harbor (Area 3) | 333 | 9/25/2020 | 02 | 729 | S-333-20FSP20-02 | 4629 | 81055 | 5515319698 | Macoploma tenta | 2 | |
| Outer Harbor (Area 3) | 333 | 9/25/2020 | 02 | 729 | S-333-20FSP20-02 | 4817 | 67011 | 5001439898 | Boccardiella hamata | 57 | |
| Outer Harbor (Area 3) | 333 | 9/25/2020 | 02 | 729 | S-333-20FSP20-02 | 4833 | 67450 | 5001600198 | Capitella jonesi | 1 | |
| Outer Harbor (Area 3) | 333 | 9/25/2020 | 02 | 729 | S-333-20FSP20-02 | 4840 | 772548 | 7200010501 | Phascolopsis gouldi | 5 | |
| Outer Harbor (Area 3) | 333 | 9/25/2020 | 02 | 729 | S-333-20FSP20-02 | 4998 | 65722 | 5001230701 | Exogone dispar | 21 | |
| Outer Harbor (Area 3) | 333 | 9/25/2020 | 02 | 729 | S-333-20FSP20-02 | 6352 | 91554 | 615702 | Leptocheliidae | 4 | |
| Outer Harbor (Area 3) | 333 | 9/25/2020 | 02 | 729 | S-333-20FSP20-02 | 6431 | 93606 | 6169159794 | Monocorophium sextonae | 4 | |
| Outer Harbor (Area 3) | 333 | 9/25/2020 | 02 | 729 | S-333-20FSP20-02 | 6433 | | 7816089897 | Pourtalesella incrassata | | 1 |
| Outer Harbor (Area 3) | 333 | 9/25/2020 | 04 | 731 | S-333-20FSP20-04 | 80 | 67313 | 5001570101 | Scalibregma inflatum | 1 | |
| Outer Harbor (Area 3) | 333 | 9/25/2020 | 04 | 731 | S-333-20FSP20-04 | 88 | 66939 | 5001431801 | Streblospio benedicti | 1 | |
| Outer Harbor (Area 3) | 333 | 9/25/2020 | 04 | 731 | S-333-20FSP20-04 | 149 | 72623 | 5103640204 | Crepidula fornicata | 81 | |
| Outer Harbor (Area 3) | 333 | 9/25/2020 | 04 | 731 | S-333-20FSP20-04 | 150 | 72627 | 5103640207 | Crepidula plana | 6 | |
| Outer Harbor (Area 3) | 333 | 9/25/2020 | 04 | 731 | S-333-20FSP20-04 | 157 | 73552 | 5105039898 | Astyris lunata | 29 | |
| Outer Harbor (Area 3) | 333 | 9/25/2020 | 04 | 731 | S-333-20FSP20-04 | 178 | 79132 | 5502020204 | Nucula proxima | 6 | |
| Outer Harbor (Area 3) | 333 | 9/25/2020 | 04 | 731 | S-333-20FSP20-04 | 179 | 79134 | 5502029897 | Ennucula delphinodonta | 1 | |
| Outer Harbor (Area 3) | 333 | 9/25/2020 | 04 | 731 | S-333-20FSP20-04 | 194 | 79798 | 5509090202 | Anomia simplex | 2 | |
| Outer Harbor (Area 3) | 333 | 9/25/2020 | 04 | 731 | S-333-20FSP20-04 | 203 | 81088 | 5515319898 | Ameritella agilis | 1 | |
| Outer Harbor (Area 3) | 333 | 9/25/2020 | 04 | 731 | S-333-20FSP20-04 | 253 | 93330 | 6169020109 | Ampelisca vadorum | 1 | |
| Outer Harbor (Area 3) | 333 | 9/25/2020 | 04 | 731 | S-333-20FSP20-04 | 444 | 64509 | 5001020803 | Harmothoe extenuata | 1 | |
| Outer Harbor (Area 3) | 333 | 9/25/2020 | 04 | 731 | S-333-20FSP20-04 | 450 | 66106 | 5001270104 | Glycera americana | 1 | |
| Outer Harbor (Area 3) | 333 | 9/25/2020 | 04 | 731 | S-333-20FSP20-04 | 462 | 57411 | 4300000000 | Nemertea | 16 | |
| Outer Harbor (Area 3) | 333 | 9/25/2020 | 04 | 731 | S-333-20FSP20-04 | 464 | 66802 | 5001430412 | Polydora websteri | 3 | |

| | | | | | | | | | | |
|---|---|---|---|---|---|---|---|---|---|---|
| Outer Harbor (Area 3) | 333 | 9/25/2020 | 04 | 731 | S-333-20FSP20-04 | 466 | 68422 | 5004000000 | Oligochaeta | 44 | |
| Outer Harbor (Area 3) | 333 | 9/25/2020 | 04 | 731 | S-333-20FSP20-04 | 610 | 75991 | 5108019898 | Boonea seminuda | 238 | |
| Outer Harbor (Area 3) | 333 | 9/25/2020 | 04 | 731 | S-333-20FSP20-04 | 613 | 75676 | 5108010299 | Turbonilla sp. | 2 | |
| Outer Harbor (Area 3) | 333 | 9/25/2020 | 04 | 731 | S-333-20FSP20-04 | 616 | 79340 | 5506010201 | Anadara transversa | 9 | |
| Outer Harbor (Area 3) | 333 | 9/25/2020 | 04 | 731 | S-333-20FSP20-04 | 768 | 89977 | 6153010802 | Heteromysis formosa | 2 | |
| Outer Harbor (Area 3) | 333 | 9/25/2020 | 04 | 731 | S-333-20FSP20-04 | 769 | 98901 | 6189029798 | Dyspanopeus sayi | 10 | |
| Outer Harbor (Area 3) | 333 | 9/25/2020 | 04 | 731 | S-333-20FSP20-04 | 1033 | 67165 | 5001500599 | Dodecaceria sp. | 1 | |
| Outer Harbor (Area 3) | 333 | 9/25/2020 | 04 | 731 | S-333-20FSP20-04 | 1058 | 67156 | 5001500499 | Chaetozone sp. | 1 | |
| Outer Harbor (Area 3) | 333 | 9/25/2020 | 04 | 731 | S-333-20FSP20-04 | 1118 | 65517 | 5001219798 | Oxydromus obscurus | 25 | |
| Outer Harbor (Area 3) | 333 | 9/25/2020 | 04 | 731 | S-333-20FSP20-04 | 1146 | 73264 | 5105010301 | Urosalpinx cinerea | 1 | |
| Outer Harbor (Area 3) | 333 | 9/25/2020 | 04 | 731 | S-333-20FSP20-04 | 1160 | 78958 | 5303060103 | Chaetopleura apiculata | 2 | |
| Outer Harbor (Area 3) | 333 | 9/25/2020 | 04 | 731 | S-333-20FSP20-04 | 1779 | 67439 | 5001600401 | Mediomastus ambiseta | 87 | |
| Outer Harbor (Area 3) | 333 | 9/25/2020 | 04 | 731 | S-333-20FSP20-04 | 1826 | 67959 | 5001680899 | Polycirrus sp. | 4 | |
| Outer Harbor (Area 3) | 333 | 9/25/2020 | 04 | 731 | S-333-20FSP20-04 | 1846 | 65753 | 5001239698 | Prosphaerosyllis longicauda | 1 | |
| Outer Harbor (Area 3) | 333 | 9/25/2020 | 04 | 731 | S-333-20FSP20-04 | 1886 | 93478 | 6169060402 | Microdeutopus anomalus | 2 | |
| Outer Harbor (Area 3) | 333 | 9/25/2020 | 04 | 731 | S-333-20FSP20-04 | 1893 | 66791 | 5001439698 | Dipolydora socialis | 1 | |
| Outer Harbor (Area 3) | 333 | 9/25/2020 | 04 | 731 | S-333-20FSP20-04 | 1934 | 65789 | 5001231304 | Odontosyllis fulgurans | 5 | |
| Outer Harbor (Area 3) | 333 | 9/25/2020 | 04 | 731 | S-333-20FSP20-04 | 1948 | 68282 | 5001730901 | Hydroides dianthus | 1 | |
| Outer Harbor (Area 3) | 333 | 9/25/2020 | 04 | 731 | S-333-20FSP20-04 | 2040 | 59490 | 47 | Nematoda | | 1 |
| Outer Harbor (Area 3) | 333 | 9/25/2020 | 04 | 731 | S-333-20FSP20-04 | 3580 | 76083 | 5110019898 | Japonactaeon punctostriatus | 1 | |
| Outer Harbor (Area 3) | 333 | 9/25/2020 | 04 | 731 | S-333-20FSP20-04 | 3598 | 93458 | 6169069898 | Globosolembos smithi | 27 | |
| Outer Harbor (Area 3) | 333 | 9/25/2020 | 04 | 731 | S-333-20FSP20-04 | 3941 | 72111 | 5103460401 | Seila adamsii | 3 | |
| Outer Harbor (Area 3) | 333 | 9/25/2020 | 04 | 731 | S-333-20FSP20-04 | 4024 | 75710 | 5108010292 | Turbonilla aequalis | 1 | |
| Outer Harbor (Area 3) | 333 | 9/25/2020 | 04 | 731 | S-333-20FSP20-04 | 4519 | 66132 | 5001280104 | Glycinde solitaria | 4 | |
| Outer Harbor (Area 3) | 333 | 9/25/2020 | 04 | 731 | S-333-20FSP20-04 | 4539 | 89630 | 6134029897 | Amphibalanus venustus | 2 | |
| Outer Harbor (Area 3) | 333 | 9/25/2020 | 04 | 731 | S-333-20FSP20-04 | 4595 | 73631 | 5105039798 | Cotonopsis lafresnayi | 10 | |
| Outer Harbor (Area 3) | 333 | 9/25/2020 | 04 | 731 | S-333-20FSP20-04 | 4612 | 67027 | 5001430502 | Prionospio cirrifera | 1 | |
| Outer Harbor (Area 3) | 333 | 9/25/2020 | 04 | 731 | S-333-20FSP20-04 | 4624 | 67147 | 5001500305 | Tharyx acutus | 182 | |
| Outer Harbor (Area 3) | 333 | 9/25/2020 | 04 | 731 | S-333-20FSP20-04 | 4629 | 81055 | 5515319698 | Macoploma tenta | 12 | |
| Outer Harbor (Area 3) | 333 | 9/25/2020 | 04 | 731 | S-333-20FSP20-04 | 4817 | 67011 | 5001439898 | Boccardiella hamata | 10 | |
| Outer Harbor (Area 3) | 333 | 9/25/2020 | 04 | 731 | S-333-20FSP20-04 | 4998 | 65722 | 5001230701 | Exogone dispar | 13 | |
| Outer Harbor (Area 3) | 333 | 9/25/2020 | 04 | 731 | S-333-20FSP20-04 | 6352 | 91554 | 615702 | Leptocheliidae | 3 | |
| Outer Harbor (Area 3) | 334 | 9/25/2020 | 02 | 732 | S-334-20FSP20-02 | 69 | 66028 | 5001250115 | Nephtys incisa | 7 | |
| Outer Harbor (Area 3) | 334 | 9/25/2020 | 02 | 732 | S-334-20FSP20-02 | 82 | 67528 | 5001630202 | Clymenella torquata | 1 | |
| Outer Harbor (Area 3) | 334 | 9/25/2020 | 02 | 732 | S-334-20FSP20-02 | 83 | 67585 | 5001631102 | Euclymene collaris | 3 | |
| Outer Harbor (Area 3) | 334 | 9/25/2020 | 02 | 732 | S-334-20FSP20-02 | 178 | 79132 | 5502020204 | Nucula proxima | 2 | |
| Outer Harbor (Area 3) | 334 | 9/25/2020 | 02 | 732 | S-334-20FSP20-02 | 205 | 81692 | 5517010201 | Mya arenaria | 3 | |
| Outer Harbor (Area 3) | 334 | 9/25/2020 | 02 | 732 | S-334-20FSP20-02 | 252 | 93329 | 6169020108 | Ampelisca abdita | 1 | |
| Outer Harbor (Area 3) | 334 | 9/25/2020 | 02 | 732 | S-334-20FSP20-02 | 387 | 81511 | 5515471301 | Gemma gemma | 1 | |
| Outer Harbor (Area 3) | 334 | 9/25/2020 | 02 | 732 | S-334-20FSP20-02 | 399 | 66405 | 5001310204 | Ninoe nigripes | 11 | |
| Outer Harbor (Area 3) | 334 | 9/25/2020 | 02 | 732 | S-334-20FSP20-02 | 450 | 66106 | 5001270104 | Glycera americana | 1 | |

| | | | | | | | | | | |
|---|---|---|---|---|---|---|---|---|---|---|
| Outer Harbor (Area 3) | 334 | 9/25/2020 | 02 | 732 | S-334-20FSP20-02 | 462 | 57411 | 4300000000 | Nemertea | 10 | |
| Outer Harbor (Area 3) | 334 | 9/25/2020 | 02 | 732 | S-334-20FSP20-02 | 466 | 68422 | 5004000000 | Oligochaeta | 23 | |
| Outer Harbor (Area 3) | 334 | 9/25/2020 | 02 | 732 | S-334-20FSP20-02 | 600 | 76117 | 5110040103 | Acteocina canaliculata | 15 | |
| Outer Harbor (Area 3) | 334 | 9/25/2020 | 02 | 732 | S-334-20FSP20-02 | 649 | 65950 | 5001240503 | Platynereis dumerilii | 1 | |
| Outer Harbor (Area 3) | 334 | 9/25/2020 | 02 | 732 | S-334-20FSP20-02 | 664 | 67519 | 5001639898 | Sabaco elongatus | 1 | |
| Outer Harbor (Area 3) | 334 | 9/25/2020 | 02 | 732 | S-334-20FSP20-02 | 757 | 53963 | 39 | Platyhelminthes | 3 | |
| Outer Harbor (Area 3) | 334 | 9/25/2020 | 02 | 732 | S-334-20FSP20-02 | 770 | 67709 | 5001660302 | Pectinaria gouldii | 1 | |
| Outer Harbor (Area 3) | 334 | 9/25/2020 | 02 | 732 | S-334-20FSP20-02 | 1065 | 51938 | 3740 | Anthozoa | 1 | |
| Outer Harbor (Area 3) | 334 | 9/25/2020 | 02 | 732 | S-334-20FSP20-02 | 1079 | 84195 | 6110 | Ostracoda | 8 | |
| Outer Harbor (Area 3) | 334 | 9/25/2020 | 02 | 732 | S-334-20FSP20-02 | 1118 | 65517 | 5001219798 | Oxydromus obscurus | 2 | |
| Outer Harbor (Area 3) | 334 | 9/25/2020 | 02 | 732 | S-334-20FSP20-02 | 1127 | 88530 | 6120 | Cyclopoida | 1 | |
| Outer Harbor (Area 3) | 334 | 9/25/2020 | 02 | 732 | S-334-20FSP20-02 | 1202 | 79118 | 55 | Bivalvia | 2 | |
| Outer Harbor (Area 3) | 334 | 9/25/2020 | 02 | 732 | S-334-20FSP20-02 | 1779 | 67439 | 5001600401 | Mediomastus ambiseta | 4 | |
| Outer Harbor (Area 3) | 334 | 9/25/2020 | 02 | 732 | S-334-20FSP20-02 | 1793 | 67947 | 5001680707 | Pista palmata | 5 | |
| Outer Harbor (Area 3) | 334 | 9/25/2020 | 02 | 732 | S-334-20FSP20-02 | 2040 | 59490 | 47 | Nematoda | | 1 |
| Outer Harbor (Area 3) | 334 | 9/25/2020 | 02 | 732 | S-334-20FSP20-02 | 3580 | 76083 | 5110019898 | Japonactaeon punctostriatus | 3 | |
| Outer Harbor (Area 3) | 334 | 9/25/2020 | 02 | 732 | S-334-20FSP20-02 | 3584 | 99002 | 6189069798 | Rathbunixa sayana | 1 | |
| Outer Harbor (Area 3) | 334 | 9/25/2020 | 02 | 732 | S-334-20FSP20-02 | 4389 | 158626 | 8201010302 | Saccoglossus kowalevskii | 6 | |
| Outer Harbor (Area 3) | 334 | 9/25/2020 | 02 | 732 | S-334-20FSP20-02 | 4528 | 76155 | 5110049898 | Cylichnella oryza | 5 | |
| Outer Harbor (Area 3) | 334 | 9/25/2020 | 02 | 732 | S-334-20FSP20-02 | 4612 | 67027 | 5001430502 | Prionospio cirrifera | 32 | |
| Outer Harbor (Area 3) | 334 | 9/25/2020 | 02 | 732 | S-334-20FSP20-02 | 4626 | 66441 | 5001330201 | Arabella iricolor | 1 | |
| Outer Harbor (Area 3) | 334 | 9/25/2020 | 02 | 732 | S-334-20FSP20-02 | 4628 | 568245 | 5515109798 | Pythinella cuneata | 3 | |
| Outer Harbor (Area 3) | 334 | 9/25/2020 | 02 | 732 | S-334-20FSP20-02 | 4629 | 81055 | 5515319698 | Macoploma tenta | 73 | |
| Outer Harbor (Area 3) | 334 | 9/25/2020 | 02 | 732 | S-334-20FSP20-02 | 4637 | 83682 | 6102010101 | Hutchinsoniella macracantha | 1 | |
| Outer Harbor (Area 3) | 334 | 9/25/2020 | 03 | 733 | S-334-20FSP20-03 | 57 | 65343 | 5001131101 | Eumida sanguinea | 1 | |
| Outer Harbor (Area 3) | 334 | 9/25/2020 | 03 | 733 | S-334-20FSP20-03 | 69 | 66028 | 5001250115 | Nephtys incisa | 6 | |
| Outer Harbor (Area 3) | 334 | 9/25/2020 | 03 | 733 | S-334-20FSP20-03 | 162 | 74109 | 5105089898 | Tritia trivittata | 2 | |
| Outer Harbor (Area 3) | 334 | 9/25/2020 | 03 | 733 | S-334-20FSP20-03 | 178 | 79132 | 5502020204 | Nucula proxima | 1 | |
| Outer Harbor (Area 3) | 334 | 9/25/2020 | 03 | 733 | S-334-20FSP20-03 | 399 | 66405 | 5001310204 | Ninoe nigripes | 24 | |
| Outer Harbor (Area 3) | 334 | 9/25/2020 | 03 | 733 | S-334-20FSP20-03 | 462 | 57411 | 4300000000 | Nemertea | 17 | |
| Outer Harbor (Area 3) | 334 | 9/25/2020 | 03 | 733 | S-334-20FSP20-03 | 466 | 68422 | 5004000000 | Oligochaeta | 6 | |
| Outer Harbor (Area 3) | 334 | 9/25/2020 | 03 | 733 | S-334-20FSP20-03 | 600 | 76117 | 5110040103 | Acteocina canaliculata | 28 | |
| Outer Harbor (Area 3) | 334 | 9/25/2020 | 03 | 733 | S-334-20FSP20-03 | 664 | 67519 | 5001639898 | Sabaco elongatus | 1 | |
| Outer Harbor (Area 3) | 334 | 9/25/2020 | 03 | 733 | S-334-20FSP20-03 | 665 | 67763 | 5001670501 | Melinna cristata | 1 | |
| Outer Harbor (Area 3) | 334 | 9/25/2020 | 03 | 733 | S-334-20FSP20-03 | 747 | 65916 | 5001240409 | Nereis grayi | 1 | |
| Outer Harbor (Area 3) | 334 | 9/25/2020 | 03 | 733 | S-334-20FSP20-03 | 757 | 53963 | 39 | Platyhelminthes | 1 | |
| Outer Harbor (Area 3) | 334 | 9/25/2020 | 03 | 733 | S-334-20FSP20-03 | 1079 | 84195 | 6110 | Ostracoda | 4 | |
| Outer Harbor (Area 3) | 334 | 9/25/2020 | 03 | 733 | S-334-20FSP20-03 | 1116 | 81496 | 5515471101 | Mercenaria mercenaria | 1 | |
| Outer Harbor (Area 3) | 334 | 9/25/2020 | 03 | 733 | S-334-20FSP20-03 | 1202 | 79118 | 55 | Bivalvia | 1 | |
| Outer Harbor (Area 3) | 334 | 9/25/2020 | 03 | 733 | S-334-20FSP20-03 | 1295 | 81501 | 5515471201 | Pitar morrhuanus | 1 | |
| Outer Harbor (Area 3) | 334 | 9/25/2020 | 03 | 733 | S-334-20FSP20-03 | 1321 | 80959 | 5515250301 | Mulinia lateralis | 4 | |

| | | | | | | | | | | |
|---|---|---|---|---|---|---|---|---|---|---|
| Outer Harbor (Area 3) | 334 | 9/25/2020 | 03 | 733 | S-334-20FSP20-03 | 1779 | 67439 | 5001600401 | Mediomastus ambiseta | 4 | |
| Outer Harbor (Area 3) | 334 | 9/25/2020 | 03 | 733 | S-334-20FSP20-03 | 1793 | 67947 | 5001680707 | Pista palmata | 5 | |
| Outer Harbor (Area 3) | 334 | 9/25/2020 | 03 | 733 | S-334-20FSP20-03 | 1826 | 67959 | 5001680899 | Polycirrus sp. | 1 | |
| Outer Harbor (Area 3) | 334 | 9/25/2020 | 03 | 733 | S-334-20FSP20-03 | 2040 | 59490 | 47 | Nematoda | | 1 |
| Outer Harbor (Area 3) | 334 | 9/25/2020 | 03 | 733 | S-334-20FSP20-03 | 3580 | 76083 | 5110019898 | Japonactaeon punctostriatus | 7 | |
| Outer Harbor (Area 3) | 334 | 9/25/2020 | 03 | 733 | S-334-20FSP20-03 | 3584 | 99002 | 6189069798 | Rathbunixa sayana | 6 | |
| Outer Harbor (Area 3) | 334 | 9/25/2020 | 03 | 733 | S-334-20FSP20-03 | 3598 | 93458 | 6169069898 | Globosolembos smithi | 1 | |
| Outer Harbor (Area 3) | 334 | 9/25/2020 | 03 | 733 | S-334-20FSP20-03 | 4389 | 158626 | 8201010302 | Saccoglossus kowalevskii | 4 | |
| Outer Harbor (Area 3) | 334 | 9/25/2020 | 03 | 733 | S-334-20FSP20-03 | 4519 | 66132 | 5001280104 | Glycinde solitaria | 1 | |
| Outer Harbor (Area 3) | 334 | 9/25/2020 | 03 | 733 | S-334-20FSP20-03 | 4520 | 75687 | 5108010209 | Turbonilla interrupta | 1 | |
| Outer Harbor (Area 3) | 334 | 9/25/2020 | 03 | 733 | S-334-20FSP20-03 | 4528 | 76155 | 5110049898 | Cylichnella oryza | 7 | |
| Outer Harbor (Area 3) | 334 | 9/25/2020 | 03 | 733 | S-334-20FSP20-03 | 4612 | 67027 | 5001430502 | Prionospio cirrifera | 35 | |
| Outer Harbor (Area 3) | 334 | 9/25/2020 | 03 | 733 | S-334-20FSP20-03 | 4626 | 66441 | 5001330201 | Arabella iricolor | 1 | |
| Outer Harbor (Area 3) | 334 | 9/25/2020 | 03 | 733 | S-334-20FSP20-03 | 4629 | 81055 | 5515319698 | Macoploma tenta | 112 | |
| Outer Harbor (Area 3) | 334 | 9/25/2020 | 03 | 733 | S-334-20FSP20-03 | 6430 | | 9300000001 | Unidentified eggs/egg cases | | 1 |
| Outer Harbor (Area 3) | 334 | 9/25/2020 | 03 | 733 | S-334-20FSP20-03 | 6431 | 93606 | 6169159794 | Monocorophium sextonae | 1 | |
| Outer Harbor (Area 3) | 340 | 9/25/2020 | 03 | 736 | S-340-20FSP20-03 | 69 | 66028 | 5001250115 | Nephtys incisa | 8 | |
| Outer Harbor (Area 3) | 340 | 9/25/2020 | 03 | 736 | S-340-20FSP20-03 | 162 | 74109 | 5105089898 | Tritia trivittata | 1 | |
| Outer Harbor (Area 3) | 340 | 9/25/2020 | 03 | 736 | S-340-20FSP20-03 | 178 | 79132 | 5502020204 | Nucula proxima | 1 | |
| Outer Harbor (Area 3) | 340 | 9/25/2020 | 03 | 736 | S-340-20FSP20-03 | 203 | 81088 | 5515319898 | Ameritella agilis | 1 | |
| Outer Harbor (Area 3) | 340 | 9/25/2020 | 03 | 736 | S-340-20FSP20-03 | 208 | 81926 | 5520050206 | Lyonsia hyalina | 2 | |
| Outer Harbor (Area 3) | 340 | 9/25/2020 | 03 | 736 | S-340-20FSP20-03 | 399 | 66405 | 5001310204 | Ninoe nigripes | 15 | |
| Outer Harbor (Area 3) | 340 | 9/25/2020 | 03 | 736 | S-340-20FSP20-03 | 462 | 57411 | 4300000000 | Nemertea | 6 | |
| Outer Harbor (Area 3) | 340 | 9/25/2020 | 03 | 736 | S-340-20FSP20-03 | 466 | 68422 | 5004000000 | Oligochaeta | 7 | |
| Outer Harbor (Area 3) | 340 | 9/25/2020 | 03 | 736 | S-340-20FSP20-03 | 516 | 79258 | 5502040599 | Yoldia sp. | 1 | |
| Outer Harbor (Area 3) | 340 | 9/25/2020 | 03 | 736 | S-340-20FSP20-03 | 600 | 76117 | 5110040103 | Acteocina canaliculata | 13 | |
| Outer Harbor (Area 3) | 340 | 9/25/2020 | 03 | 736 | S-340-20FSP20-03 | 1079 | 84195 | 6110 | Ostracoda | 5 | |
| Outer Harbor (Area 3) | 340 | 9/25/2020 | 03 | 736 | S-340-20FSP20-03 | 1779 | 67439 | 5001600401 | Mediomastus ambiseta | 1 | |
| Outer Harbor (Area 3) | 340 | 9/25/2020 | 03 | 736 | S-340-20FSP20-03 | 1793 | 67947 | 5001680707 | Pista palmata | 2 | |
| Outer Harbor (Area 3) | 340 | 9/25/2020 | 03 | 736 | S-340-20FSP20-03 | 3580 | 76083 | 5110019898 | Japonactaeon punctostriatus | 2 | |
| Outer Harbor (Area 3) | 340 | 9/25/2020 | 03 | 736 | S-340-20FSP20-03 | 4389 | 158626 | 8201010302 | Saccoglossus kowalevskii | 2 | |
| Outer Harbor (Area 3) | 340 | 9/25/2020 | 03 | 736 | S-340-20FSP20-03 | 4528 | 76155 | 5110049898 | Cylichnella oryza | 17 | |
| Outer Harbor (Area 3) | 340 | 9/25/2020 | 03 | 736 | S-340-20FSP20-03 | 4544 | 66949 | 5001432006 | Scolelepis (Parascolelepis) texana | 1 | |
| Outer Harbor (Area 3) | 340 | 9/25/2020 | 03 | 736 | S-340-20FSP20-03 | 4609 | 65470 | 5001210103 | Gyptis vittata | 1 | |
| Outer Harbor (Area 3) | 340 | 9/25/2020 | 03 | 736 | S-340-20FSP20-03 | 4612 | 67027 | 5001430502 | Prionospio cirrifera | 20 | |
| Outer Harbor (Area 3) | 340 | 9/25/2020 | 03 | 736 | S-340-20FSP20-03 | 4624 | 67147 | 5001500305 | Tharyx acutus | 1 | |
| Outer Harbor (Area 3) | 340 | 9/25/2020 | 03 | 736 | S-340-20FSP20-03 | 4626 | 66441 | 5001330201 | Arabella iricolor | 1 | |
| Outer Harbor (Area 3) | 340 | 9/25/2020 | 03 | 736 | S-340-20FSP20-03 | 4629 | 81055 | 5515319698 | Macoploma tenta | 24 | |
| Outer Harbor (Area 3) | 340 | 9/25/2020 | 04 | 737 | S-340-20FSP20-04 | 69 | 66028 | 5001250115 | Nephtys incisa | 14 | |
| Outer Harbor (Area 3) | 340 | 9/25/2020 | 04 | 737 | S-340-20FSP20-04 | 92 | 66897 | 5001431001 | Spiophanes bombyx | 1 | |
| Outer Harbor (Area 3) | 340 | 9/25/2020 | 04 | 737 | S-340-20FSP20-04 | 95 | 66764 | 5001410208 | Aricidea (Acmira) catherinae | 3 | |

| | | | | | | | | | | |
|---|---|---|---|---|---|---|---|---|---|---|
| Outer Harbor (Area 3) | 340 | 9/25/2020 | 04 | 737 | S-340-20FSP20-04 | 162 | 74109 | 5105089898 | Tritia trivittata | 3 |
| Outer Harbor (Area 3) | 340 | 9/25/2020 | 04 | 737 | S-340-20FSP20-04 | 178 | 79132 | 5502020204 | Nucula proxima | 1 |
| Outer Harbor (Area 3) | 340 | 9/25/2020 | 04 | 737 | S-340-20FSP20-04 | 203 | 81088 | 5515319898 | Ameritella agilis | 43 |
| Outer Harbor (Area 3) | 340 | 9/25/2020 | 04 | 737 | S-340-20FSP20-04 | 205 | 81692 | 5517010201 | Mya arenaria | 1 |
| Outer Harbor (Area 3) | 340 | 9/25/2020 | 04 | 737 | S-340-20FSP20-04 | 399 | 66405 | 5001310204 | Ninoe nigripes | 31 |
| Outer Harbor (Area 3) | 340 | 9/25/2020 | 04 | 737 | S-340-20FSP20-04 | 466 | 68422 | 5004000000 | Oligochaeta | 2 |
| Outer Harbor (Area 3) | 340 | 9/25/2020 | 04 | 737 | S-340-20FSP20-04 | 600 | 76117 | 5110040103 | Acteocina canaliculata | 15 |
| Outer Harbor (Area 3) | 340 | 9/25/2020 | 04 | 737 | S-340-20FSP20-04 | 664 | 67519 | 5001639898 | Sabaco elongatus | 1 |
| Outer Harbor (Area 3) | 340 | 9/25/2020 | 04 | 737 | S-340-20FSP20-04 | 1079 | 84195 | 6110 | Ostracoda | 19 |
| Outer Harbor (Area 3) | 340 | 9/25/2020 | 04 | 737 | S-340-20FSP20-04 | 1321 | 80959 | 5515250301 | Mulinia lateralis | 1 |
| Outer Harbor (Area 3) | 340 | 9/25/2020 | 04 | 737 | S-340-20FSP20-04 | 1779 | 67439 | 5001600401 | Mediomastus ambiseta | 11 |
| Outer Harbor (Area 3) | 340 | 9/25/2020 | 04 | 737 | S-340-20FSP20-04 | 1793 | 67947 | 5001680707 | Pista palmata | 4 |
| Outer Harbor (Area 3) | 340 | 9/25/2020 | 04 | 737 | S-340-20FSP20-04 | 3580 | 76083 | 5110019898 | Japonactaeon punctostriatus | 1 |
| Outer Harbor (Area 3) | 340 | 9/25/2020 | 04 | 737 | S-340-20FSP20-04 | 3584 | 99002 | 6189069798 | Rathbunixa sayana | 1 |
| Outer Harbor (Area 3) | 340 | 9/25/2020 | 04 | 737 | S-340-20FSP20-04 | 4519 | 66132 | 5001280104 | Glycinde solitaria | 2 |
| Outer Harbor (Area 3) | 340 | 9/25/2020 | 04 | 737 | S-340-20FSP20-04 | 4528 | 76155 | 5110049898 | Cylichnella oryza | 13 |
| Outer Harbor (Area 3) | 340 | 9/25/2020 | 04 | 737 | S-340-20FSP20-04 | 4544 | 66949 | 5001432006 | Scolelepis (Parascolelepis) texana | 4 |
| Outer Harbor (Area 3) | 340 | 9/25/2020 | 04 | 737 | S-340-20FSP20-04 | 4612 | 67027 | 5001430502 | Prionospio cirrifera | 2 |
| Outer Harbor (Area 3) | 340 | 9/25/2020 | 04 | 737 | S-340-20FSP20-04 | 4624 | 67147 | 5001500305 | Tharyx acutus | 1 |
| Outer Harbor (Area 3) | 340 | 9/25/2020 | 04 | 737 | S-340-20FSP20-04 | 4626 | 66441 | 5001330201 | Arabella iricolor | 1 |
| Outer Harbor (Area 3) | 340 | 9/25/2020 | 04 | 737 | S-340-20FSP20-04 | 4629 | 81055 | 5515319698 | Macoploma tenta | 22 |
| Lower Harbor (Area 2) | 250 | 9/28/2020 | 02 | 687 | S-250-20FSP20-02 | 57 | 65343 | 5001131101 | Eumida sanguinea | 3 |
| Lower Harbor (Area 2) | 250 | 9/28/2020 | 02 | 687 | S-250-20FSP20-02 | 88 | 66939 | 5001431801 | Streblospio benedicti | 4 |
| Lower Harbor (Area 2) | 250 | 9/28/2020 | 02 | 687 | S-250-20FSP20-02 | 178 | 79132 | 5502020204 | Nucula proxima | 2 |
| Lower Harbor (Area 2) | 250 | 9/28/2020 | 02 | 687 | S-250-20FSP20-02 | 203 | 81088 | 5515319898 | Ameritella agilis | 6 |
| Lower Harbor (Area 2) | 250 | 9/28/2020 | 02 | 687 | S-250-20FSP20-02 | 252 | 93329 | 6169020108 | Ampelisca abdita | 5 |
| Lower Harbor (Area 2) | 250 | 9/28/2020 | 02 | 687 | S-250-20FSP20-02 | 381 | 66600 | 5001409898 | Leitoscoloplos robustus | 1 |
| Lower Harbor (Area 2) | 250 | 9/28/2020 | 02 | 687 | S-250-20FSP20-02 | 393 | 65266 | 5001139798 | Hypereteone heteropoda | 1 |
| Lower Harbor (Area 2) | 250 | 9/28/2020 | 02 | 687 | S-250-20FSP20-02 | 411 | 66653 | 5001409899 | Leitoscoloplos sp. | 4 |
| Lower Harbor (Area 2) | 250 | 9/28/2020 | 02 | 687 | S-250-20FSP20-02 | 462 | 57411 | 4300000000 | Nemertea | 2 |
| Lower Harbor (Area 2) | 250 | 9/28/2020 | 02 | 687 | S-250-20FSP20-02 | 651 | 65917 | 5001249798 | Alitta succinea | 1 |
| Lower Harbor (Area 2) | 250 | 9/28/2020 | 02 | 687 | S-250-20FSP20-02 | 678 | 90790 | 6154040110 | Leucon americanus | 8 |
| Lower Harbor (Area 2) | 250 | 9/28/2020 | 02 | 687 | S-250-20FSP20-02 | 709 | 94122 | 6169260901 | Microprotopus raneyi | 1 |
| Lower Harbor (Area 2) | 250 | 9/28/2020 | 02 | 687 | S-250-20FSP20-02 | 757 | 53963 | 39 | Platyhelminthes | 5 |
| Lower Harbor (Area 2) | 250 | 9/28/2020 | 02 | 687 | S-250-20FSP20-02 | 770 | 67709 | 5001660302 | Pectinaria gouldii | 9 |
| Lower Harbor (Area 2) | 250 | 9/28/2020 | 02 | 687 | S-250-20FSP20-02 | 1079 | 84195 | 6110 | Ostracoda | 2 |
| Lower Harbor (Area 2) | 250 | 9/28/2020 | 02 | 687 | S-250-20FSP20-02 | 1321 | 80959 | 5515250301 | Mulinia lateralis | 103 |
| Lower Harbor (Area 2) | 250 | 9/28/2020 | 02 | 687 | S-250-20FSP20-02 | 1779 | 67439 | 5001600401 | Mediomastus ambiseta | 107 |
| Lower Harbor (Area 2) | 250 | 9/28/2020 | 02 | 687 | S-250-20FSP20-02 | 1846 | 65753 | 5001239698 | Prosphaerosyllis longicauda | 1 |
| Lower Harbor (Area 2) | 250 | 9/28/2020 | 02 | 687 | S-250-20FSP20-02 | 1893 | 66791 | 5001439698 | Dipolydora socialis | 4 |
| Lower Harbor (Area 2) | 250 | 9/28/2020 | 02 | 687 | S-250-20FSP20-02 | 2040 | 59490 | 47 | Nematoda | 1 |

| | | | | | | | | | | |
|---|---|---|---|---|---|---|---|---|---|---|
| Lower Harbor (Area 2) | 250 | 9/28/2020 | 02 | 687 | S-250-20FSP20-02 | 2111 | 86110 | 6119 | Harpacticoida | 22 | |
| Lower Harbor (Area 2) | 250 | 9/28/2020 | 02 | 687 | S-250-20FSP20-02 | 3580 | 76083 | 5110019898 | Japonactaeon punctostriatus | 10 | |
| Lower Harbor (Area 2) | 250 | 9/28/2020 | 02 | 687 | S-250-20FSP20-02 | 3598 | 93458 | 6169069898 | Globosolembos smithi | 1 | |
| Lower Harbor (Area 2) | 250 | 9/28/2020 | 02 | 687 | S-250-20FSP20-02 | 4519 | 66132 | 5001280104 | Glycinde solitaria | 2 | |
| Lower Harbor (Area 2) | 250 | 9/28/2020 | 02 | 687 | S-250-20FSP20-02 | 4609 | 65470 | 5001210103 | Gyptis vittata | 4 | |
| Lower Harbor (Area 2) | 250 | 9/28/2020 | 02 | 687 | S-250-20FSP20-02 | 4612 | 67027 | 5001430502 | Prionospio cirrifera | 1 | |
| Lower Harbor (Area 2) | 250 | 9/28/2020 | 02 | 687 | S-250-20FSP20-02 | 4618 | 65747 | 5001230897 | Sphaerosyllis taylori | 2 | |
| Lower Harbor (Area 2) | 250 | 9/28/2020 | 02 | 687 | S-250-20FSP20-02 | 4629 | 81055 | 5515319698 | Macoploma tenta | 12 | |
| Lower Harbor (Area 2) | 250 | 9/28/2020 | 02 | 687 | S-250-20FSP20-02 | 4842 | 75774 | 5108019798 | Asmunda elegantula | 1 | |
| Lower Harbor (Area 2) | 250 | 9/28/2020 | 02 | 687 | S-250-20FSP20-02 | 4998 | 65722 | 5001230701 | Exogone dispar | 3 | |
| Lower Harbor (Area 2) | 250 | 9/28/2020 | 02 | 687 | S-250-20FSP20-02 | 6161 | 93643 | 6169150998 | Grandidierella japonica | 12 | |
| Lower Harbor (Area 2) | 250 | 9/28/2020 | 02 | 687 | S-250-20FSP20-02 | 6430 | | 9300000001 | Unidentified eggs/egg cases | | 1 |
| Lower Harbor (Area 2) | 250 | 9/28/2020 | 04 | 689 | S-250-20FSP20-04 | 30 | 50157 | 3704060199 | Halecium sp. | | 1 |
| Lower Harbor (Area 2) | 250 | 9/28/2020 | 04 | 689 | S-250-20FSP20-04 | 57 | 65343 | 5001131101 | Eumida sanguinea | 5 | |
| Lower Harbor (Area 2) | 250 | 9/28/2020 | 04 | 689 | S-250-20FSP20-04 | 69 | 66028 | 5001250115 | Nephtys incisa | 1 | |
| Lower Harbor (Area 2) | 250 | 9/28/2020 | 04 | 689 | S-250-20FSP20-04 | 83 | 67585 | 5001631102 | Euclymene collaris | 1 | |
| Lower Harbor (Area 2) | 250 | 9/28/2020 | 04 | 689 | S-250-20FSP20-04 | 88 | 66939 | 5001431801 | Streblospio benedicti | 5 | |
| Lower Harbor (Area 2) | 250 | 9/28/2020 | 04 | 689 | S-250-20FSP20-04 | 178 | 79132 | 5502020204 | Nucula proxima | 2 | |
| Lower Harbor (Area 2) | 250 | 9/28/2020 | 04 | 689 | S-250-20FSP20-04 | 203 | 81088 | 5515319898 | Ameritella agilis | 4 | |
| Lower Harbor (Area 2) | 250 | 9/28/2020 | 04 | 689 | S-250-20FSP20-04 | 252 | 93329 | 6169020108 | Ampelisca abdita | 7 | |
| Lower Harbor (Area 2) | 250 | 9/28/2020 | 04 | 689 | S-250-20FSP20-04 | 393 | 65266 | 5001139798 | Hypereteone heteropoda | 1 | |
| Lower Harbor (Area 2) | 250 | 9/28/2020 | 04 | 689 | S-250-20FSP20-04 | 411 | 66653 | 5001409899 | Leitoscoloplos sp. | 2 | |
| Lower Harbor (Area 2) | 250 | 9/28/2020 | 04 | 689 | S-250-20FSP20-04 | 462 | 57411 | 4300000000 | Nemertea | 1 | |
| Lower Harbor (Area 2) | 250 | 9/28/2020 | 04 | 689 | S-250-20FSP20-04 | 466 | 68422 | 5004000000 | Oligochaeta | 1 | |
| Lower Harbor (Area 2) | 250 | 9/28/2020 | 04 | 689 | S-250-20FSP20-04 | 642 | 65366 | 5001130108 | Phyllodoce arenae | 1 | |
| Lower Harbor (Area 2) | 250 | 9/28/2020 | 04 | 689 | S-250-20FSP20-04 | 651 | 65917 | 5001249798 | Alitta succinea | 1 | |
| Lower Harbor (Area 2) | 250 | 9/28/2020 | 04 | 689 | S-250-20FSP20-04 | 678 | 90790 | 6154040110 | Leucon americanus | 8 | |
| Lower Harbor (Area 2) | 250 | 9/28/2020 | 04 | 689 | S-250-20FSP20-04 | 709 | 94122 | 6169260901 | Microprotopus raneyi | 1 | |
| Lower Harbor (Area 2) | 250 | 9/28/2020 | 04 | 689 | S-250-20FSP20-04 | 757 | 53963 | 39 | Platyhelminthes | 2 | |
| Lower Harbor (Area 2) | 250 | 9/28/2020 | 04 | 689 | S-250-20FSP20-04 | 770 | 67709 | 5001660302 | Pectinaria gouldii | 8 | |
| Lower Harbor (Area 2) | 250 | 9/28/2020 | 04 | 689 | S-250-20FSP20-04 | 1079 | 84195 | 6110 | Ostracoda | 1 | |
| Lower Harbor (Area 2) | 250 | 9/28/2020 | 04 | 689 | S-250-20FSP20-04 | 1116 | 81496 | 5515471101 | Mercenaria mercenaria | 4 | |
| Lower Harbor (Area 2) | 250 | 9/28/2020 | 04 | 689 | S-250-20FSP20-04 | 1321 | 80959 | 5515250301 | Mulinia lateralis | 175 | |
| Lower Harbor (Area 2) | 250 | 9/28/2020 | 04 | 689 | S-250-20FSP20-04 | 1779 | 67439 | 5001600401 | Mediomastus ambiseta | 150 | |
| Lower Harbor (Area 2) | 250 | 9/28/2020 | 04 | 689 | S-250-20FSP20-04 | 1893 | 66791 | 5001439698 | Dipolydora socialis | 2 | |
| Lower Harbor (Area 2) | 250 | 9/28/2020 | 04 | 689 | S-250-20FSP20-04 | 1902 | 67662 | 5001640498 | Galathowenia oculata | 1 | |
| Lower Harbor (Area 2) | 250 | 9/28/2020 | 04 | 689 | S-250-20FSP20-04 | 1934 | 65789 | 5001231304 | Odontosyllis fulgurans | 1 | |
| Lower Harbor (Area 2) | 250 | 9/28/2020 | 04 | 689 | S-250-20FSP20-04 | 2040 | 59490 | 47 | Nematoda | | 1 |
| Lower Harbor (Area 2) | 250 | 9/28/2020 | 04 | 689 | S-250-20FSP20-04 | 2111 | 86110 | 6119 | Harpacticoida | 5 | |
| Lower Harbor (Area 2) | 250 | 9/28/2020 | 04 | 689 | S-250-20FSP20-04 | 3580 | 76083 | 5110019898 | Japonactaeon punctostriatus | 10 | |
| Lower Harbor (Area 2) | 250 | 9/28/2020 | 04 | 689 | S-250-20FSP20-04 | 4519 | 66132 | 5001280104 | Glycinde solitaria | 11 | |

| | | | | | | | | | | |
|---|---|---|---|---|---|---|---|---|---|---|
| Lower Harbor (Area 2) | 250 | 9/28/2020 | 04 | 689 | S-250-20FSP20-04 | 4609 | 65470 | 5001210103 | Gyptis vittata | 3 | |
| Lower Harbor (Area 2) | 250 | 9/28/2020 | 04 | 689 | S-250-20FSP20-04 | 4612 | 67027 | 5001430502 | Prionospio cirrifera | 1 | |
| Lower Harbor (Area 2) | 250 | 9/28/2020 | 04 | 689 | S-250-20FSP20-04 | 4618 | 65747 | 5001230897 | Sphaerosyllis taylori | 2 | |
| Lower Harbor (Area 2) | 250 | 9/28/2020 | 04 | 689 | S-250-20FSP20-04 | 4629 | 81055 | 5515319698 | Macoploma tenta | 7 | |
| Lower Harbor (Area 2) | 250 | 9/28/2020 | 04 | 689 | S-250-20FSP20-04 | 4998 | 65722 | 5001230701 | Exogone dispar | 1 | |
| Lower Harbor (Area 2) | 250 | 9/28/2020 | 04 | 689 | S-250-20FSP20-04 | 5806 | 49449 | 370397 | Corymorphidae | 1 | |
| Lower Harbor (Area 2) | 250 | 9/28/2020 | 04 | 689 | S-250-20FSP20-04 | 6161 | 93643 | 6169150998 | Grandidierella japonica | 1 | |
| Outer Harbor (Area 3) | 304 | 9/28/2020 | 03 | 694 | S-304-20FSP20-03 | 57 | 65343 | 5001131101 | Eumida sanguinea | 1 | |
| Outer Harbor (Area 3) | 304 | 9/28/2020 | 03 | 694 | S-304-20FSP20-03 | 83 | 67585 | 5001631102 | Euclymene collaris | 1 | |
| Outer Harbor (Area 3) | 304 | 9/28/2020 | 03 | 694 | S-304-20FSP20-03 | 88 | 66939 | 5001431801 | Streblospio benedicti | 1 | |
| Outer Harbor (Area 3) | 304 | 9/28/2020 | 03 | 694 | S-304-20FSP20-03 | 91 | 204501 | 5001430498 | Polydora cornuta | 2 | |
| Outer Harbor (Area 3) | 304 | 9/28/2020 | 03 | 694 | S-304-20FSP20-03 | 92 | 66897 | 5001431001 | Spiophanes bombyx | 1 | |
| Outer Harbor (Area 3) | 304 | 9/28/2020 | 03 | 694 | S-304-20FSP20-03 | 149 | 72623 | 5103640204 | Crepidula fornicata | 7 | |
| Outer Harbor (Area 3) | 304 | 9/28/2020 | 03 | 694 | S-304-20FSP20-03 | 157 | 73552 | 5105039898 | Astyris lunata | 2 | |
| Outer Harbor (Area 3) | 304 | 9/28/2020 | 03 | 694 | S-304-20FSP20-03 | 176 | 79316 | 5504010101 | Solemya velum | 1 | |
| Outer Harbor (Area 3) | 304 | 9/28/2020 | 03 | 694 | S-304-20FSP20-03 | 178 | 79132 | 5502020204 | Nucula proxima | 14 | |
| Outer Harbor (Area 3) | 304 | 9/28/2020 | 03 | 694 | S-304-20FSP20-03 | 179 | 79134 | 5502029897 | Ennucula delphinodonta | 6 | |
| Outer Harbor (Area 3) | 304 | 9/28/2020 | 03 | 694 | S-304-20FSP20-03 | 203 | 81088 | 5515319898 | Ameritella agilis | 3 | |
| Outer Harbor (Area 3) | 304 | 9/28/2020 | 03 | 694 | S-304-20FSP20-03 | 208 | 81926 | 5520050206 | Lyonsia hyalina | 1 | |
| Outer Harbor (Area 3) | 304 | 9/28/2020 | 03 | 694 | S-304-20FSP20-03 | 210 | 81012 | 5515290105 | Siliqua costata | 1 | |
| Outer Harbor (Area 3) | 304 | 9/28/2020 | 03 | 694 | S-304-20FSP20-03 | 344 | 156536 | 7816170101 | Cryptosula pallasiana | | 1 |
| Outer Harbor (Area 3) | 304 | 9/28/2020 | 03 | 694 | S-304-20FSP20-03 | 393 | 65266 | 5001139798 | Hypereteone heteropoda | 1 | |
| Outer Harbor (Area 3) | 304 | 9/28/2020 | 03 | 694 | S-304-20FSP20-03 | 450 | 66106 | 5001270104 | Glycera americana | 2 | |
| Outer Harbor (Area 3) | 304 | 9/28/2020 | 03 | 694 | S-304-20FSP20-03 | 462 | 57411 | 4300000000 | Nemertea | 1 | |
| Outer Harbor (Area 3) | 304 | 9/28/2020 | 03 | 694 | S-304-20FSP20-03 | 466 | 68422 | 5004000000 | Oligochaeta | 10 | |
| Outer Harbor (Area 3) | 304 | 9/28/2020 | 03 | 694 | S-304-20FSP20-03 | 610 | 75991 | 5108019898 | Boonea seminuda | 10 | |
| Outer Harbor (Area 3) | 304 | 9/28/2020 | 03 | 694 | S-304-20FSP20-03 | 616 | 79340 | 5506010201 | Anadara transversa | 1 | |
| Outer Harbor (Area 3) | 304 | 9/28/2020 | 03 | 694 | S-304-20FSP20-03 | 640 | 65084 | 5001060302 | Sthenelais boa | 1 | |
| Outer Harbor (Area 3) | 304 | 9/28/2020 | 03 | 694 | S-304-20FSP20-03 | 642 | 65366 | 5001130108 | Phyllodoce arenae | 3 | |
| Outer Harbor (Area 3) | 304 | 9/28/2020 | 03 | 694 | S-304-20FSP20-03 | 663 | 67429 | 5001600306 | Notomastus latericeus | 2 | |
| Outer Harbor (Area 3) | 304 | 9/28/2020 | 03 | 694 | S-304-20FSP20-03 | 769 | 98901 | 6189029798 | Dyspanopeus sayi | 1 | |
| Outer Harbor (Area 3) | 304 | 9/28/2020 | 03 | 694 | S-304-20FSP20-03 | 770 | 67709 | 5001660302 | Pectinaria gouldii | 1 | |
| Outer Harbor (Area 3) | 304 | 9/28/2020 | 03 | 694 | S-304-20FSP20-03 | 1079 | 84195 | 6110 | Ostracoda | 32 | |
| Outer Harbor (Area 3) | 304 | 9/28/2020 | 03 | 694 | S-304-20FSP20-03 | 1116 | 81496 | 5515471101 | Mercenaria mercenaria | 3 | |
| Outer Harbor (Area 3) | 304 | 9/28/2020 | 03 | 694 | S-304-20FSP20-03 | 1118 | 65517 | 5001219798 | Oxydromus obscurus | 1 | |
| Outer Harbor (Area 3) | 304 | 9/28/2020 | 03 | 694 | S-304-20FSP20-03 | 1127 | 88530 | 6120 | Cyclopoida | 2 | |
| Outer Harbor (Area 3) | 304 | 9/28/2020 | 03 | 694 | S-304-20FSP20-03 | 1153 | 65761 | 5001239398 | Salvatoria clavata | 1 | |
| Outer Harbor (Area 3) | 304 | 9/28/2020 | 03 | 694 | S-304-20FSP20-03 | 1321 | 80959 | 5515250301 | Mulinia lateralis | 6 | |
| Outer Harbor (Area 3) | 304 | 9/28/2020 | 03 | 694 | S-304-20FSP20-03 | 1779 | 67439 | 5001600401 | Mediomastus ambiseta | 275 | |
| Outer Harbor (Area 3) | 304 | 9/28/2020 | 03 | 694 | S-304-20FSP20-03 | 1784 | 67438 | 5001600499 | Mediomastus sp. | 7 | |
| Outer Harbor (Area 3) | 304 | 9/28/2020 | 03 | 694 | S-304-20FSP20-03 | 1786 | 67963 | 5001680804 | Polycirrus eximius | 1 | |

| | | | | | | | | | | |
|---|---|---|---|---|---|---|---|---|---|---|
| Outer Harbor (Area 3) | 304 | 9/28/2020 03 | 694 | S-304-20FSP20-03 | 1793 | 67947 | 5001680707 | Pista palmata | 1 | |
| Outer Harbor (Area 3) | 304 | 9/28/2020 03 | 694 | S-304-20FSP20-03 | 1826 | 67959 | 5001680899 | Polycirrus sp. | 1 | |
| Outer Harbor (Area 3) | 304 | 9/28/2020 03 | 694 | S-304-20FSP20-03 | 1893 | 66791 | 5001439698 | Dipolydora socialis | 5 | |
| Outer Harbor (Area 3) | 304 | 9/28/2020 03 | 694 | S-304-20FSP20-03 | 1948 | 68282 | 5001730901 | Hydroides dianthus | 3 | |
| Outer Harbor (Area 3) | 304 | 9/28/2020 03 | 694 | S-304-20FSP20-03 | 2040 | 59490 | 47 | Nematoda | | 1 |
| Outer Harbor (Area 3) | 304 | 9/28/2020 03 | 694 | S-304-20FSP20-03 | 2066 | 67116 | 5001500000 | Cirratulidae | 1 | |
| Outer Harbor (Area 3) | 304 | 9/28/2020 03 | 694 | S-304-20FSP20-03 | 2071 | 65870 | 500124 | Nereididae | 1 | |
| Outer Harbor (Area 3) | 304 | 9/28/2020 03 | 694 | S-304-20FSP20-03 | 2111 | 86110 | 6119 | Harpacticoida | 1 | |
| Outer Harbor (Area 3) | 304 | 9/28/2020 03 | 694 | S-304-20FSP20-03 | 3492 | 67440 | 5001600402 | Mediomastus californiensis | 20 | |
| Outer Harbor (Area 3) | 304 | 9/28/2020 03 | 694 | S-304-20FSP20-03 | 3580 | 76083 | 5110019898 | Japonactaeon punctostriatus | 44 | |
| Outer Harbor (Area 3) | 304 | 9/28/2020 03 | 694 | S-304-20FSP20-03 | 3598 | 93458 | 6169069898 | Globosolembos smithi | 3 | |
| Outer Harbor (Area 3) | 304 | 9/28/2020 03 | 694 | S-304-20FSP20-03 | 3920 | 65762 | 5001230903 | Brania wellfleetensis | 3 | |
| Outer Harbor (Area 3) | 304 | 9/28/2020 03 | 694 | S-304-20FSP20-03 | 3941 | 72111 | 5103460401 | Seila adamsii | 1 | |
| Outer Harbor (Area 3) | 304 | 9/28/2020 03 | 694 | S-304-20FSP20-03 | 4519 | 66132 | 5001280104 | Glycinde solitaria | 18 | |
| Outer Harbor (Area 3) | 304 | 9/28/2020 03 | 694 | S-304-20FSP20-03 | 4609 | 65470 | 5001210103 | Gyptis vittata | 6 | |
| Outer Harbor (Area 3) | 304 | 9/28/2020 03 | 694 | S-304-20FSP20-03 | 4615 | 66843 | 5001430597 | Prionospio heterobranchia | 4 | |
| Outer Harbor (Area 3) | 304 | 9/28/2020 03 | 694 | S-304-20FSP20-03 | 4624 | 67147 | 5001500305 | Tharyx acutus | 8 | |
| Outer Harbor (Area 3) | 304 | 9/28/2020 03 | 694 | S-304-20FSP20-03 | 4629 | 81055 | 5515319698 | Macoploma tenta | 2 | |
| Outer Harbor (Area 3) | 304 | 9/28/2020 03 | 694 | S-304-20FSP20-03 | 4833 | 67450 | 5001600198 | Capitella jonesi | 1 | |
| Outer Harbor (Area 3) | 304 | 9/28/2020 03 | 694 | S-304-20FSP20-03 | 4842 | 75774 | 5108019798 | Asmunda elegantula | 1 | |
| Outer Harbor (Area 3) | 304 | 9/28/2020 03 | 694 | S-304-20FSP20-03 | 4998 | 65722 | 5001230701 | Exogone dispar | 4 | |
| Outer Harbor (Area 3) | 304 | 9/28/2020 03 | 694 | S-304-20FSP20-03 | 6161 | 93643 | 6169150998 | Grandidierella japonica | 2 | |
| Outer Harbor (Area 3) | 304 | 9/28/2020 03 | 694 | S-304-20FSP20-03 | 6352 | 91554 | 615702 | Leptocheliidae | 1 | |
| Outer Harbor (Area 3) | 304 | 9/28/2020 03 | 694 | S-304-20FSP20-03 | 6430 | | 9300000001 | Unidentified eggs/egg cases | | 1 |
| Outer Harbor (Area 3) | 304 | 9/28/2020 04 | 695 | S-304-20FSP20-04 | 57 | 65343 | 5001131101 | Eumida sanguinea | 12 | |
| Outer Harbor (Area 3) | 304 | 9/28/2020 04 | 695 | S-304-20FSP20-04 | 88 | 66939 | 5001431801 | Streblospio benedicti | 3 | |
| Outer Harbor (Area 3) | 304 | 9/28/2020 04 | 695 | S-304-20FSP20-04 | 91 | 204501 | 5001430498 | Polydora cornuta | 3 | |
| Outer Harbor (Area 3) | 304 | 9/28/2020 04 | 695 | S-304-20FSP20-04 | 149 | 72623 | 5103640204 | Crepidula fornicata | 42 | |
| Outer Harbor (Area 3) | 304 | 9/28/2020 04 | 695 | S-304-20FSP20-04 | 150 | 72627 | 5103640207 | Crepidula plana | 4 | |
| Outer Harbor (Area 3) | 304 | 9/28/2020 04 | 695 | S-304-20FSP20-04 | 157 | 73552 | 5105039898 | Astyris lunata | 2 | |
| Outer Harbor (Area 3) | 304 | 9/28/2020 04 | 695 | S-304-20FSP20-04 | 158 | 73795 | 5105040145 | Buccinum undatum | 1 | |
| Outer Harbor (Area 3) | 304 | 9/28/2020 04 | 695 | S-304-20FSP20-04 | 178 | 79132 | 5502020204 | Nucula proxima | 21 | |
| Outer Harbor (Area 3) | 304 | 9/28/2020 04 | 695 | S-304-20FSP20-04 | 179 | 79134 | 5502029897 | Ennucula delphinodonta | 2 | |
| Outer Harbor (Area 3) | 304 | 9/28/2020 04 | 695 | S-304-20FSP20-04 | 194 | 79798 | 5509090202 | Anomia simplex | 3 | |
| Outer Harbor (Area 3) | 304 | 9/28/2020 04 | 695 | S-304-20FSP20-04 | 202 | 81032 | 551531 | Tellinidae | 3 | |
| Outer Harbor (Area 3) | 304 | 9/28/2020 04 | 695 | S-304-20FSP20-04 | 203 | 81088 | 5515319898 | Ameritella agilis | 2 | |
| Outer Harbor (Area 3) | 304 | 9/28/2020 04 | 695 | S-304-20FSP20-04 | 205 | 81692 | 5517010201 | Mya arenaria | 3 | |
| Outer Harbor (Area 3) | 304 | 9/28/2020 04 | 695 | S-304-20FSP20-04 | 344 | 156536 | 7816170101 | Cryptosula pallasiana | | 1 |
| Outer Harbor (Area 3) | 304 | 9/28/2020 04 | 695 | S-304-20FSP20-04 | 393 | 65266 | 5001139798 | Hypereteone heteropoda | 1 | |
| Outer Harbor (Area 3) | 304 | 9/28/2020 04 | 695 | S-304-20FSP20-04 | 411 | 66653 | 5001409899 | Leitoscoloplos sp. | 1 | |
| Outer Harbor (Area 3) | 304 | 9/28/2020 04 | 695 | S-304-20FSP20-04 | 466 | 68422 | 5004000000 | Oligochaeta | 254 | |

| | | | | | | | | | | |
|---|---|---|---|---|---|---|---|---|---|---|
| Outer Harbor (Area 3) | 304 | 9/28/2020 | 04 | 695 | S-304-20FSP20-04 | 610 | 75991 | 5108019898 | Boonea seminuda | 35 | |
| Outer Harbor (Area 3) | 304 | 9/28/2020 | 04 | 695 | S-304-20FSP20-04 | 616 | 79340 | 5506010201 | Anadara transversa | 2 | |
| Outer Harbor (Area 3) | 304 | 9/28/2020 | 04 | 695 | S-304-20FSP20-04 | 651 | 65917 | 5001249798 | Alitta succinea | 1 | |
| Outer Harbor (Area 3) | 304 | 9/28/2020 | 04 | 695 | S-304-20FSP20-04 | 751 | 48529 | 3666060498 | Pione vastifica | | 1 |
| Outer Harbor (Area 3) | 304 | 9/28/2020 | 04 | 695 | S-304-20FSP20-04 | 769 | 98901 | 6189029798 | Dyspanopeus sayi | 3 | |
| Outer Harbor (Area 3) | 304 | 9/28/2020 | 04 | 695 | S-304-20FSP20-04 | 1033 | 67165 | 5001500599 | Dodecaceria sp. | 3 | |
| Outer Harbor (Area 3) | 304 | 9/28/2020 | 04 | 695 | S-304-20FSP20-04 | 1079 | 84195 | 6110 | Ostracoda | 14 | |
| Outer Harbor (Area 3) | 304 | 9/28/2020 | 04 | 695 | S-304-20FSP20-04 | 1116 | 81496 | 5515471101 | Mercenaria mercenaria | 1 | |
| Outer Harbor (Area 3) | 304 | 9/28/2020 | 04 | 695 | S-304-20FSP20-04 | 1118 | 65517 | 5001219798 | Oxydromus obscurus | 11 | |
| Outer Harbor (Area 3) | 304 | 9/28/2020 | 04 | 695 | S-304-20FSP20-04 | 1202 | 79118 | 55 | Bivalvia | 1 | |
| Outer Harbor (Area 3) | 304 | 9/28/2020 | 04 | 695 | S-304-20FSP20-04 | 1248 | 66260 | 500130 | Eunicidae | 1 | |
| Outer Harbor (Area 3) | 304 | 9/28/2020 | 04 | 695 | S-304-20FSP20-04 | 1338 | 67899 | 500168 | Terebellidae | 1 | |
| Outer Harbor (Area 3) | 304 | 9/28/2020 | 04 | 695 | S-304-20FSP20-04 | 1779 | 67439 | 5001600401 | Mediomastus ambiseta | 149 | |
| Outer Harbor (Area 3) | 304 | 9/28/2020 | 04 | 695 | S-304-20FSP20-04 | 1784 | 67438 | 5001600499 | Mediomastus sp. | 2 | |
| Outer Harbor (Area 3) | 304 | 9/28/2020 | 04 | 695 | S-304-20FSP20-04 | 1826 | 67959 | 5001680899 | Polycirrus sp. | 5 | |
| Outer Harbor (Area 3) | 304 | 9/28/2020 | 04 | 695 | S-304-20FSP20-04 | 1886 | 93478 | 6169060402 | Microdeutopus anomalus | 2 | |
| Outer Harbor (Area 3) | 304 | 9/28/2020 | 04 | 695 | S-304-20FSP20-04 | 1893 | 66791 | 5001439698 | Dipolydora socialis | 3 | |
| Outer Harbor (Area 3) | 304 | 9/28/2020 | 04 | 695 | S-304-20FSP20-04 | 1934 | 65789 | 5001231304 | Odontosyllis fulgurans | 4 | |
| Outer Harbor (Area 3) | 304 | 9/28/2020 | 04 | 695 | S-304-20FSP20-04 | 1948 | 68282 | 5001730901 | Hydroides dianthus | 2 | |
| Outer Harbor (Area 3) | 304 | 9/28/2020 | 04 | 695 | S-304-20FSP20-04 | 2040 | 59490 | 47 | Nematoda | | 1 |
| Outer Harbor (Area 3) | 304 | 9/28/2020 | 04 | 695 | S-304-20FSP20-04 | 2066 | 67116 | 5001500000 | Cirratulidae | 34 | |
| Outer Harbor (Area 3) | 304 | 9/28/2020 | 04 | 695 | S-304-20FSP20-04 | 2071 | 65870 | 500124 | Nereididae | 1 | |
| Outer Harbor (Area 3) | 304 | 9/28/2020 | 04 | 695 | S-304-20FSP20-04 | 2075 | 67515 | 500163 | Maldanidae | 1 | |
| Outer Harbor (Area 3) | 304 | 9/28/2020 | 04 | 695 | S-304-20FSP20-04 | 2079 | 68076 | 500170 | Sabellidae | 3 | |
| Outer Harbor (Area 3) | 304 | 9/28/2020 | 04 | 695 | S-304-20FSP20-04 | 2111 | 86110 | 6119 | Harpacticoida | 1 | |
| Outer Harbor (Area 3) | 304 | 9/28/2020 | 04 | 695 | S-304-20FSP20-04 | 3492 | 67440 | 5001600402 | Mediomastus californiensis | 13 | |
| Outer Harbor (Area 3) | 304 | 9/28/2020 | 04 | 695 | S-304-20FSP20-04 | 3497 | 66520 | 5001360597 | Schistomeringos annulata | 1 | |
| Outer Harbor (Area 3) | 304 | 9/28/2020 | 04 | 695 | S-304-20FSP20-04 | 3580 | 76083 | 5110019898 | Japonactaeon punctostriatus | 6 | |
| Outer Harbor (Area 3) | 304 | 9/28/2020 | 04 | 695 | S-304-20FSP20-04 | 3920 | 65762 | 5001230903 | Brania wellfleetensis | 1 | |
| Outer Harbor (Area 3) | 304 | 9/28/2020 | 04 | 695 | S-304-20FSP20-04 | 3937 | 81317 | 5515359898 | Cumingia tellinoides | 1 | |
| Outer Harbor (Area 3) | 304 | 9/28/2020 | 04 | 695 | S-304-20FSP20-04 | 4519 | 66132 | 5001280104 | Glycinde solitaria | 5 | |
| Outer Harbor (Area 3) | 304 | 9/28/2020 | 04 | 695 | S-304-20FSP20-04 | 4609 | 65470 | 5001210103 | Gyptis vittata | 8 | |
| Outer Harbor (Area 3) | 304 | 9/28/2020 | 04 | 695 | S-304-20FSP20-04 | 4615 | 66843 | 5001430597 | Prionospio heterobranchia | 5 | |
| Outer Harbor (Area 3) | 304 | 9/28/2020 | 04 | 695 | S-304-20FSP20-04 | 4618 | 65747 | 5001230897 | Sphaerosyllis taylori | 1 | |
| Outer Harbor (Area 3) | 304 | 9/28/2020 | 04 | 695 | S-304-20FSP20-04 | 4624 | 67147 | 5001500305 | Tharyx acutus | 49 | |
| Outer Harbor (Area 3) | 304 | 9/28/2020 | 04 | 695 | S-304-20FSP20-04 | 4629 | 81055 | 5515319698 | Macoploma tenta | 4 | |
| Outer Harbor (Area 3) | 304 | 9/28/2020 | 04 | 695 | S-304-20FSP20-04 | 4817 | 67011 | 5001439898 | Boccardiella hamata | 5 | |
| Outer Harbor (Area 3) | 304 | 9/28/2020 | 04 | 695 | S-304-20FSP20-04 | 4833 | 67450 | 5001600198 | Capitella jonesi | 11 | |
| Outer Harbor (Area 3) | 304 | 9/28/2020 | 04 | 695 | S-304-20FSP20-04 | 4835 | 67003 | 5001439896 | Carazziella hobsonae | 39 | |
| Outer Harbor (Area 3) | 304 | 9/28/2020 | 04 | 695 | S-304-20FSP20-04 | 6430 | | 9300000001 | Unidentified eggs/egg cases | | 1 |
| Outer Harbor (Area 3) | 304 | 9/28/2020 | 04 | 695 | S-304-20FSP20-04 | 6431 | 93606 | 6169159794 | Monocorophium sextonae | 7 | |

| | | | | | | | | | | |
|---|---|---|---|---|---|---|---|---|---|---|
| Outer Harbor (Area 3) | 304 | 9/28/2020 04 | 695 | S-304-20FSP20-04 | 6432 | 92029 | 6157029497 | Condrochelia dubia | 11 | |
| Outer Harbor (Area 3) | 306 | 9/28/2020 02 | 696 | S-306-20FSP20-02 | 57 | 65343 | 5001131101 | Eumida sanguinea | 1 | |
| Outer Harbor (Area 3) | 306 | 9/28/2020 02 | 696 | S-306-20FSP20-02 | 92 | 66897 | 5001431001 | Spiophanes bombyx | 3 | |
| Outer Harbor (Area 3) | 306 | 9/28/2020 02 | 696 | S-306-20FSP20-02 | 95 | 66764 | 5001410208 | Aricidea (Acmira) catherinae | 20 | |
| Outer Harbor (Area 3) | 306 | 9/28/2020 02 | 696 | S-306-20FSP20-02 | 98 | 66351 | 5001319894 | Scoletoma tenuis | 23 | |
| Outer Harbor (Area 3) | 306 | 9/28/2020 02 | 696 | S-306-20FSP20-02 | 101 | 66615 | 5001400498 | Phylo ornatus | 3 | |
| Outer Harbor (Area 3) | 306 | 9/28/2020 02 | 696 | S-306-20FSP20-02 | 102 | 66656 | 5001409897 | Leitoscoloplos fragilis | 3 | |
| Outer Harbor (Area 3) | 306 | 9/28/2020 02 | 696 | S-306-20FSP20-02 | 203 | 81088 | 5515319898 | Ameritella agilis | 3 | |
| Outer Harbor (Area 3) | 306 | 9/28/2020 02 | 696 | S-306-20FSP20-02 | 235 | 90923 | 6154050801 | Oxyurostylis smithi | 1 | |
| Outer Harbor (Area 3) | 306 | 9/28/2020 02 | 696 | S-306-20FSP20-02 | 253 | 93330 | 6169020109 | Ampelisca vadorum | 1 | |
| Outer Harbor (Area 3) | 306 | 9/28/2020 02 | 696 | S-306-20FSP20-02 | 391 | 67420 | 5001600201 | Heteromastus filiformis | 1 | |
| Outer Harbor (Area 3) | 306 | 9/28/2020 02 | 696 | S-306-20FSP20-02 | 411 | 66653 | 5001409899 | Leitoscoloplos sp. | 27 | |
| Outer Harbor (Area 3) | 306 | 9/28/2020 02 | 696 | S-306-20FSP20-02 | 462 | 57411 | 4300000000 | Nemertea | 5 | |
| Outer Harbor (Area 3) | 306 | 9/28/2020 02 | 696 | S-306-20FSP20-02 | 466 | 68422 | 5004000000 | Oligochaeta | 46 | |
| Outer Harbor (Area 3) | 306 | 9/28/2020 02 | 696 | S-306-20FSP20-02 | 640 | 65084 | 5001060302 | Sthenelais boa | 1 | |
| Outer Harbor (Area 3) | 306 | 9/28/2020 02 | 696 | S-306-20FSP20-02 | 641 | 65267 | 5001139797 | Hypereteone lactea | 2 | |
| Outer Harbor (Area 3) | 306 | 9/28/2020 02 | 696 | S-306-20FSP20-02 | 652 | 66030 | 5001250117 | Nephtys picta | 1 | |
| Outer Harbor (Area 3) | 306 | 9/28/2020 02 | 696 | S-306-20FSP20-02 | 757 | 53963 | 39 | Platyhelminthes | 3 | |
| Outer Harbor (Area 3) | 306 | 9/28/2020 02 | 696 | S-306-20FSP20-02 | 1079 | 84195 | 6110 | Ostracoda | 3 | |
| Outer Harbor (Area 3) | 306 | 9/28/2020 02 | 696 | S-306-20FSP20-02 | 1202 | 79118 | 55 | Bivalvia | 1 | |
| Outer Harbor (Area 3) | 306 | 9/28/2020 02 | 696 | S-306-20FSP20-02 | 1319 | 91033 | 6154090202 | Cyclaspis varians | 1 | |
| Outer Harbor (Area 3) | 306 | 9/28/2020 02 | 696 | S-306-20FSP20-02 | 1786 | 67963 | 5001680804 | Polycirrus eximius | 8 | |
| Outer Harbor (Area 3) | 306 | 9/28/2020 02 | 696 | S-306-20FSP20-02 | 1825 | 66495 | 5001369798 | Marycarmenia gaspeensis | 4 | |
| Outer Harbor (Area 3) | 306 | 9/28/2020 02 | 696 | S-306-20FSP20-02 | 1826 | 67959 | 5001680899 | Polycirrus sp. | 9 | |
| Outer Harbor (Area 3) | 306 | 9/28/2020 02 | 696 | S-306-20FSP20-02 | 1828 | 66553 | 5001360598 | Parougia caeca | 5 | |
| Outer Harbor (Area 3) | 306 | 9/28/2020 02 | 696 | S-306-20FSP20-02 | 1934 | 65789 | 5001231304 | Odontosyllis fulgurans | 2 | |
| Outer Harbor (Area 3) | 306 | 9/28/2020 02 | 696 | S-306-20FSP20-02 | 1948 | 68282 | 5001730901 | Hydroides dianthus | 1 | |
| Outer Harbor (Area 3) | 306 | 9/28/2020 02 | 696 | S-306-20FSP20-02 | 2040 | 59490 | 47 | Nematoda | | 1 |
| Outer Harbor (Area 3) | 306 | 9/28/2020 02 | 696 | S-306-20FSP20-02 | 2075 | 67515 | 500163 | Maldanidae | 1 | |
| Outer Harbor (Area 3) | 306 | 9/28/2020 02 | 696 | S-306-20FSP20-02 | 2111 | 86110 | 6119 | Harpacticoida | 5 | |
| Outer Harbor (Area 3) | 306 | 9/28/2020 02 | 696 | S-306-20FSP20-02 | 3504 | 67131 | 5001500396 | Tharyx killariensis | 4 | |
| Outer Harbor (Area 3) | 306 | 9/28/2020 02 | 696 | S-306-20FSP20-02 | 3535 | 65824 | 5001239598 | Opisthodonta longocirrata | 118 | |
| Outer Harbor (Area 3) | 306 | 9/28/2020 02 | 696 | S-306-20FSP20-02 | 3597 | 93494 | 6169060898 | Rudilemboides naglei | 11 | |
| Outer Harbor (Area 3) | 306 | 9/28/2020 02 | 696 | S-306-20FSP20-02 | 3920 | 65762 | 5001230903 | Brania wellfleetensis | 31 | |
| Outer Harbor (Area 3) | 306 | 9/28/2020 02 | 696 | S-306-20FSP20-02 | 4520 | 75687 | 5108010209 | Turbonilla interrupta | 1 | |
| Outer Harbor (Area 3) | 306 | 9/28/2020 02 | 696 | S-306-20FSP20-02 | 4609 | 65470 | 5001210103 | Gyptis vittata | 1 | |
| Outer Harbor (Area 3) | 306 | 9/28/2020 02 | 696 | S-306-20FSP20-02 | 4615 | 66843 | 5001430597 | Prionospio heterobranchia | 7 | |
| Outer Harbor (Area 3) | 306 | 9/28/2020 02 | 696 | S-306-20FSP20-02 | 4618 | 65747 | 5001230897 | Sphaerosyllis taylori | 9 | |
| Outer Harbor (Area 3) | 306 | 9/28/2020 02 | 696 | S-306-20FSP20-02 | 4624 | 67147 | 5001500305 | Tharyx acutus | 1 | |
| Outer Harbor (Area 3) | 306 | 9/28/2020 02 | 696 | S-306-20FSP20-02 | 4631 | 72957 | 5103760601 | Tectonatica pusilla | 1 | |
| Outer Harbor (Area 3) | 306 | 9/28/2020 02 | 696 | S-306-20FSP20-02 | 4642 | 94213 | 6169330198 | Idunella barnardi | 1 | |

| | | | | | | | | | |
|---|---|---|---|---|---|---|---|---|---|
| Outer Harbor (Area 3) | 306 | 9/28/2020 | 02 | 696 | S-306-20FSP20-02 | 4998 | 65722 | 5001230701 | Exogone dispar | 2 |
| Outer Harbor (Area 3) | 306 | 9/28/2020 | 02 | 696 | S-306-20FSP20-02 | 5842 | | 5002050197 | Polygordius jouinae | 53 |
| Outer Harbor (Area 3) | 306 | 9/28/2020 | 02 | 696 | S-306-20FSP20-02 | 6311 | 65480 | 5001210298 | Microphthalmus similis | 1 |
| Outer Harbor (Area 3) | 306 | 9/28/2020 | 02 | 696 | S-306-20FSP20-02 | 6423 | 80512 | 5515020301 | Thyasira flexuosa | 1 |
| Outer Harbor (Area 3) | 306 | 9/28/2020 | 02 | 696 | S-306-20FSP20-02 | 8123202 | 80891 | 5515220401 | Laevicardium mortoni | 1 |
| Outer Harbor (Area 3) | 306 | 9/28/2020 | 03 | 697 | S-306-20FSP20-03 | 57 | 65343 | 5001131101 | Eumida sanguinea | 1 |
| Outer Harbor (Area 3) | 306 | 9/28/2020 | 03 | 697 | S-306-20FSP20-03 | 82 | 67528 | 5001630202 | Clymenella torquata | 1 |
| Outer Harbor (Area 3) | 306 | 9/28/2020 | 03 | 697 | S-306-20FSP20-03 | 92 | 66897 | 5001431001 | Spiophanes bombyx | 4 |
| Outer Harbor (Area 3) | 306 | 9/28/2020 | 03 | 697 | S-306-20FSP20-03 | 95 | 66764 | 5001410208 | Aricidea (Acmira) catherinae | 28 |
| Outer Harbor (Area 3) | 306 | 9/28/2020 | 03 | 697 | S-306-20FSP20-03 | 98 | 66351 | 5001319894 | Scoletoma tenuis | 8 |
| Outer Harbor (Area 3) | 306 | 9/28/2020 | 03 | 697 | S-306-20FSP20-03 | 102 | 66656 | 5001409897 | Leitoscoloplos fragilis | 3 |
| Outer Harbor (Area 3) | 306 | 9/28/2020 | 03 | 697 | S-306-20FSP20-03 | 148 | 71989 | 5103460198 | Bittiolum alternatum | 3 |
| Outer Harbor (Area 3) | 306 | 9/28/2020 | 03 | 697 | S-306-20FSP20-03 | 157 | 73552 | 5105039898 | Astyris lunata | 7 |
| Outer Harbor (Area 3) | 306 | 9/28/2020 | 03 | 697 | S-306-20FSP20-03 | 176 | 79316 | 5504010101 | Solemya velum | 3 |
| Outer Harbor (Area 3) | 306 | 9/28/2020 | 03 | 697 | S-306-20FSP20-03 | 178 | 79132 | 5502020204 | Nucula proxima | 8 |
| Outer Harbor (Area 3) | 306 | 9/28/2020 | 03 | 697 | S-306-20FSP20-03 | 179 | 79134 | 5502029897 | Ennucula delphinodonta | 2 |
| Outer Harbor (Area 3) | 306 | 9/28/2020 | 03 | 697 | S-306-20FSP20-03 | 203 | 81088 | 5515319898 | Ameritella agilis | 8 |
| Outer Harbor (Area 3) | 306 | 9/28/2020 | 03 | 697 | S-306-20FSP20-03 | 208 | 81926 | 5520050206 | Lyonsia hyalina | 1 |
| Outer Harbor (Area 3) | 306 | 9/28/2020 | 03 | 697 | S-306-20FSP20-03 | 235 | 90923 | 6154050801 | Oxyurostylis smithi | 1 |
| Outer Harbor (Area 3) | 306 | 9/28/2020 | 03 | 697 | S-306-20FSP20-03 | 253 | 93330 | 6169020109 | Ampelisca vadorum | 1 |
| Outer Harbor (Area 3) | 306 | 9/28/2020 | 03 | 697 | S-306-20FSP20-03 | 282 | 94677 | 6169420702 | Phoxocephalus holbolli | 5 |
| Outer Harbor (Area 3) | 306 | 9/28/2020 | 03 | 697 | S-306-20FSP20-03 | 387 | 81511 | 5515471301 | Gemma gemma | 1 |
| Outer Harbor (Area 3) | 306 | 9/28/2020 | 03 | 697 | S-306-20FSP20-03 | 391 | 67420 | 5001600201 | Heteromastus filiformis | 2 |
| Outer Harbor (Area 3) | 306 | 9/28/2020 | 03 | 697 | S-306-20FSP20-03 | 411 | 66653 | 5001409899 | Leitoscoloplos sp. | 6 |
| Outer Harbor (Area 3) | 306 | 9/28/2020 | 03 | 697 | S-306-20FSP20-03 | 462 | 57411 | 4300000000 | Nemertea | 30 |
| Outer Harbor (Area 3) | 306 | 9/28/2020 | 03 | 697 | S-306-20FSP20-03 | 466 | 68422 | 5004000000 | Oligochaeta | 110 |
| Outer Harbor (Area 3) | 306 | 9/28/2020 | 03 | 697 | S-306-20FSP20-03 | 640 | 65084 | 5001060302 | Sthenelais boa | 1 |
| Outer Harbor (Area 3) | 306 | 9/28/2020 | 03 | 697 | S-306-20FSP20-03 | 649 | 65950 | 5001240503 | Platynereis dumerilii | 3 |
| Outer Harbor (Area 3) | 306 | 9/28/2020 | 03 | 697 | S-306-20FSP20-03 | 652 | 66030 | 5001250117 | Nephtys picta | 2 |
| Outer Harbor (Area 3) | 306 | 9/28/2020 | 03 | 697 | S-306-20FSP20-03 | 654 | 66180 | 5001290201 | Diopatra cuprea | 1 |
| Outer Harbor (Area 3) | 306 | 9/28/2020 | 03 | 697 | S-306-20FSP20-03 | 671 | 97804 | 6183060227 | Pagurus annulipes | 1 |
| Outer Harbor (Area 3) | 306 | 9/28/2020 | 03 | 697 | S-306-20FSP20-03 | 673 | 98998 | 6189069598 | Tubicolixa chaetopterana | 1 |
| Outer Harbor (Area 3) | 306 | 9/28/2020 | 03 | 697 | S-306-20FSP20-03 | 680 | 92619 | 6162020602 | Erichsonella filiformis | 1 |
| Outer Harbor (Area 3) | 306 | 9/28/2020 | 03 | 697 | S-306-20FSP20-03 | 685 | 95434 | 6171010901 | Paracaprella tenuis | 1 |
| Outer Harbor (Area 3) | 306 | 9/28/2020 | 03 | 697 | S-306-20FSP20-03 | 714 | 94755 | 6169421598 | Eobrolgus spinosus | 5 |
| Outer Harbor (Area 3) | 306 | 9/28/2020 | 03 | 697 | S-306-20FSP20-03 | 757 | 53963 | 39 | Platyhelminthes | 3 |
| Outer Harbor (Area 3) | 306 | 9/28/2020 | 03 | 697 | S-306-20FSP20-03 | 769 | 98901 | 6189029798 | Dyspanopeus sayi | 1 |
| Outer Harbor (Area 3) | 306 | 9/28/2020 | 03 | 697 | S-306-20FSP20-03 | 1079 | 84195 | 6110 | Ostracoda | 14 |
| Outer Harbor (Area 3) | 306 | 9/28/2020 | 03 | 697 | S-306-20FSP20-03 | 1118 | 65517 | 5001219798 | Oxydromus obscurus | 7 |
| Outer Harbor (Area 3) | 306 | 9/28/2020 | 03 | 697 | S-306-20FSP20-03 | 1153 | 65761 | 5001239398 | Salvatoria clavata | 1 |
| Outer Harbor (Area 3) | 306 | 9/28/2020 | 03 | 697 | S-306-20FSP20-03 | 1202 | 79118 | 55 | Bivalvia | 1 |

| | | | | | | | | | | |
|---|---|---|---|---|---|---|---|---|---|---|
| Outer Harbor (Area 3) | 306 | 9/28/2020 | 03 | 697 | S-306-20FSP20-03 | 1655 | 95419 | 6171010727 | Caprella penantis | 1 | |
| Outer Harbor (Area 3) | 306 | 9/28/2020 | 03 | 697 | S-306-20FSP20-03 | 1786 | 67963 | 5001680804 | Polycirrus eximius | 8 | |
| Outer Harbor (Area 3) | 306 | 9/28/2020 | 03 | 697 | S-306-20FSP20-03 | 1825 | 66495 | 5001369798 | Marycarmenia gaspeensis | 1 | |
| Outer Harbor (Area 3) | 306 | 9/28/2020 | 03 | 697 | S-306-20FSP20-03 | 1826 | 67959 | 5001680899 | Polycirrus sp. | 1 | |
| Outer Harbor (Area 3) | 306 | 9/28/2020 | 03 | 697 | S-306-20FSP20-03 | 1828 | 66553 | 5001360598 | Parougia caeca | 6 | |
| Outer Harbor (Area 3) | 306 | 9/28/2020 | 03 | 697 | S-306-20FSP20-03 | 1846 | 65753 | 5001239698 | Prosphaerosyllis longicauda | 5 | |
| Outer Harbor (Area 3) | 306 | 9/28/2020 | 03 | 697 | S-306-20FSP20-03 | 1934 | 65789 | 5001231304 | Odontosyllis fulgurans | 4 | |
| Outer Harbor (Area 3) | 306 | 9/28/2020 | 03 | 697 | S-306-20FSP20-03 | 2040 | 59490 | 47 | Nematoda | | 1 |
| Outer Harbor (Area 3) | 306 | 9/28/2020 | 03 | 697 | S-306-20FSP20-03 | 2111 | 86110 | 6119 | Harpacticoida | 4 | |
| Outer Harbor (Area 3) | 306 | 9/28/2020 | 03 | 697 | S-306-20FSP20-03 | 3492 | 67440 | 5001600402 | Mediomastus californiensis | 6 | |
| Outer Harbor (Area 3) | 306 | 9/28/2020 | 03 | 697 | S-306-20FSP20-03 | 3504 | 67131 | 5001500396 | Tharyx killariensis | 5 | |
| Outer Harbor (Area 3) | 306 | 9/28/2020 | 03 | 697 | S-306-20FSP20-03 | 3535 | 65824 | 5001239598 | Opisthodonta longocirrata | 213 | |
| Outer Harbor (Area 3) | 306 | 9/28/2020 | 03 | 697 | S-306-20FSP20-03 | 3586 | 67671 | 5001650202 | Sabellaria vulgaris | 1 | |
| Outer Harbor (Area 3) | 306 | 9/28/2020 | 03 | 697 | S-306-20FSP20-03 | 3597 | 93494 | 6169060898 | Rudilemboides naglei | 9 | |
| Outer Harbor (Area 3) | 306 | 9/28/2020 | 03 | 697 | S-306-20FSP20-03 | 3598 | 93458 | 6169069898 | Globosolembos smithi | 9 | |
| Outer Harbor (Area 3) | 306 | 9/28/2020 | 03 | 697 | S-306-20FSP20-03 | 3920 | 65762 | 5001230903 | Brania wellfleetensis | 45 | |
| Outer Harbor (Area 3) | 306 | 9/28/2020 | 03 | 697 | S-306-20FSP20-03 | 3937 | 81317 | 5515359898 | Cumingia tellinoides | 3 | |
| Outer Harbor (Area 3) | 306 | 9/28/2020 | 03 | 697 | S-306-20FSP20-03 | 4544 | 66949 | 5001432006 | Scolelepis (Parascolelepis) texana | 1 | |
| Outer Harbor (Area 3) | 306 | 9/28/2020 | 03 | 697 | S-306-20FSP20-03 | 4595 | 73631 | 5105039798 | Cotonopsis lafresnayi | 1 | |
| Outer Harbor (Area 3) | 306 | 9/28/2020 | 03 | 697 | S-306-20FSP20-03 | 4615 | 66843 | 5001430597 | Prionospio heterobranchia | 14 | |
| Outer Harbor (Area 3) | 306 | 9/28/2020 | 03 | 697 | S-306-20FSP20-03 | 4618 | 65747 | 5001230897 | Sphaerosyllis taylori | 22 | |
| Outer Harbor (Area 3) | 306 | 9/28/2020 | 03 | 697 | S-306-20FSP20-03 | 4623 | 66748 | 5001410211 | Aricidea (Acmira) cerruti | 3 | |
| Outer Harbor (Area 3) | 306 | 9/28/2020 | 03 | 697 | S-306-20FSP20-03 | 4624 | 67147 | 5001500305 | Tharyx acutus | 1 | |
| Outer Harbor (Area 3) | 306 | 9/28/2020 | 03 | 697 | S-306-20FSP20-03 | 4642 | 94213 | 6169330198 | Idunella barnardi | 5 | |
| Outer Harbor (Area 3) | 306 | 9/28/2020 | 03 | 697 | S-306-20FSP20-03 | 4833 | 67450 | 5001600198 | Capitella jonesi | 7 | |
| Outer Harbor (Area 3) | 306 | 9/28/2020 | 03 | 697 | S-306-20FSP20-03 | 4887 | 67110 | 5001490302 | Spiochaetopterus costarum oculatus | 1 | |
| Outer Harbor (Area 3) | 306 | 9/28/2020 | 03 | 697 | S-306-20FSP20-03 | 4998 | 65722 | 5001230701 | Exogone dispar | 17 | |
| Outer Harbor (Area 3) | 306 | 9/28/2020 | 03 | 697 | S-306-20FSP20-03 | 5700 | 567882 | 5103530398 | Eulima sarsi | 2 | |
| Outer Harbor (Area 3) | 306 | 9/28/2020 | 03 | 697 | S-306-20FSP20-03 | 5842 | | 5002050197 | Polygordius jouinae | 140 | |
| Outer Harbor (Area 3) | 306 | 9/28/2020 | 03 | 697 | S-306-20FSP20-03 | 6231 | 65813 | 5001231698 | Streptosyllis verrilli | 5 | |
| Outer Harbor (Area 3) | 306 | 9/28/2020 | 03 | 697 | S-306-20FSP20-03 | 6432 | 92029 | 6157029497 | Condrochelia dubia | 2 | |
| Outer Harbor (Area 3) | 306 | 9/28/2020 | 03 | 697 | S-306-20FSP20-03 | 8123202 | 80891 | 5515220401 | Laevicardium mortoni | 1 | |
| Outer Harbor (Area 3) | 309 | 9/28/2020 | 02 | 699 | S-309-20FSP20-02 | 57 | 65343 | 5001131101 | Eumida sanguinea | 4 | |
| Outer Harbor (Area 3) | 309 | 9/28/2020 | 02 | 699 | S-309-20FSP20-02 | 82 | 67528 | 5001630202 | Clymenella torquata | 3 | |
| Outer Harbor (Area 3) | 309 | 9/28/2020 | 02 | 699 | S-309-20FSP20-02 | 83 | 67585 | 5001631102 | Euclymene collaris | 21 | |
| Outer Harbor (Area 3) | 309 | 9/28/2020 | 02 | 699 | S-309-20FSP20-02 | 88 | 66939 | 5001431801 | Streblospio benedicti | 1 | |
| Outer Harbor (Area 3) | 309 | 9/28/2020 | 02 | 699 | S-309-20FSP20-02 | 91 | 204501 | 5001430498 | Polydora cornuta | 2 | |
| Outer Harbor (Area 3) | 309 | 9/28/2020 | 02 | 699 | S-309-20FSP20-02 | 92 | 66897 | 5001431001 | Spiophanes bombyx | 1 | |
| Outer Harbor (Area 3) | 309 | 9/28/2020 | 02 | 699 | S-309-20FSP20-02 | 102 | 66656 | 5001409897 | Leitoscoloplos fragilis | 1 | |
| Outer Harbor (Area 3) | 309 | 9/28/2020 | 02 | 699 | S-309-20FSP20-02 | 148 | 71989 | 5103460198 | Bittiolum alternatum | 30 | |
| Outer Harbor (Area 3) | 309 | 9/28/2020 | 02 | 699 | S-309-20FSP20-02 | 149 | 72623 | 5103640204 | Crepidula fornicata | 13 | |

| | | | | | | | | | | |
|---|---|---|---|---|---|---|---|---|---|---|
| Outer Harbor (Area 3) | 309 | 9/28/2020 | 02 | 699 | S-309-20FSP20-02 | 157 | 73552 | 5105039898 | Astyris lunata | 18 | |
| Outer Harbor (Area 3) | 309 | 9/28/2020 | 02 | 699 | S-309-20FSP20-02 | 178 | 79132 | 5502020204 | Nucula proxima | 6 | |
| Outer Harbor (Area 3) | 309 | 9/28/2020 | 02 | 699 | S-309-20FSP20-02 | 179 | 79134 | 5502029897 | Ennucula delphinodonta | 4 | |
| Outer Harbor (Area 3) | 309 | 9/28/2020 | 02 | 699 | S-309-20FSP20-02 | 202 | 81032 | 551531 | Tellinidae | 1 | |
| Outer Harbor (Area 3) | 309 | 9/28/2020 | 02 | 699 | S-309-20FSP20-02 | 252 | 93329 | 6169020108 | Ampelisca abdita | 6 | |
| Outer Harbor (Area 3) | 309 | 9/28/2020 | 02 | 699 | S-309-20FSP20-02 | 257 | 93477 | 6169060401 | Microdeutopus gryllotalpa | 18 | |
| Outer Harbor (Area 3) | 309 | 9/28/2020 | 02 | 699 | S-309-20FSP20-02 | 391 | 67420 | 5001600201 | Heteromastus filiformis | 4 | |
| Outer Harbor (Area 3) | 309 | 9/28/2020 | 02 | 699 | S-309-20FSP20-02 | 393 | 65266 | 5001139798 | Hypereteone heteropoda | 1 | |
| Outer Harbor (Area 3) | 309 | 9/28/2020 | 02 | 699 | S-309-20FSP20-02 | 610 | 75991 | 5108019898 | Boonea seminuda | 10 | |
| Outer Harbor (Area 3) | 309 | 9/28/2020 | 02 | 699 | S-309-20FSP20-02 | 616 | 79340 | 5506010201 | Anadara transversa | 8 | |
| Outer Harbor (Area 3) | 309 | 9/28/2020 | 02 | 699 | S-309-20FSP20-02 | 649 | 65950 | 5001240503 | Platynereis dumerilii | 3 | |
| Outer Harbor (Area 3) | 309 | 9/28/2020 | 02 | 699 | S-309-20FSP20-02 | 678 | 90790 | 6154040110 | Leucon americanus | 8 | |
| Outer Harbor (Area 3) | 309 | 9/28/2020 | 02 | 699 | S-309-20FSP20-02 | 757 | 53963 | 39 | Platyhelminthes | 12 | |
| Outer Harbor (Area 3) | 309 | 9/28/2020 | 02 | 699 | S-309-20FSP20-02 | 769 | 98901 | 6189029798 | Dyspanopeus sayi | 1 | |
| Outer Harbor (Area 3) | 309 | 9/28/2020 | 02 | 699 | S-309-20FSP20-02 | 770 | 67709 | 5001660302 | Pectinaria gouldii | 1 | |
| Outer Harbor (Area 3) | 309 | 9/28/2020 | 02 | 699 | S-309-20FSP20-02 | 1079 | 84195 | 6110 | Ostracoda | 19 | |
| Outer Harbor (Area 3) | 309 | 9/28/2020 | 02 | 699 | S-309-20FSP20-02 | 1118 | 65517 | 5001219798 | Oxydromus obscurus | 10 | |
| Outer Harbor (Area 3) | 309 | 9/28/2020 | 02 | 699 | S-309-20FSP20-02 | 1127 | 88530 | 6120 | Cyclopoida | 1 | |
| Outer Harbor (Area 3) | 309 | 9/28/2020 | 02 | 699 | S-309-20FSP20-02 | 1338 | 67899 | 500168 | Terebellidae | 1 | |
| Outer Harbor (Area 3) | 309 | 9/28/2020 | 02 | 699 | S-309-20FSP20-02 | 1392 | 66845 | 5001430506 | Prionospio steenstrupi | 1 | |
| Outer Harbor (Area 3) | 309 | 9/28/2020 | 02 | 699 | S-309-20FSP20-02 | 1779 | 67439 | 5001600401 | Mediomastus ambiseta | 1 | |
| Outer Harbor (Area 3) | 309 | 9/28/2020 | 02 | 699 | S-309-20FSP20-02 | 1793 | 67947 | 5001680707 | Pista palmata | 2 | |
| Outer Harbor (Area 3) | 309 | 9/28/2020 | 02 | 699 | S-309-20FSP20-02 | 1934 | 65789 | 5001231304 | Odontosyllis fulgurans | 2 | |
| Outer Harbor (Area 3) | 309 | 9/28/2020 | 02 | 699 | S-309-20FSP20-02 | 1948 | 68282 | 5001730901 | Hydroides dianthus | 1 | |
| Outer Harbor (Area 3) | 309 | 9/28/2020 | 02 | 699 | S-309-20FSP20-02 | 2040 | 59490 | 47 | Nematoda | | 1 |
| Outer Harbor (Area 3) | 309 | 9/28/2020 | 02 | 699 | S-309-20FSP20-02 | 2111 | 86110 | 6119 | Harpacticoida | 9 | |
| Outer Harbor (Area 3) | 309 | 9/28/2020 | 02 | 699 | S-309-20FSP20-02 | 3492 | 67440 | 5001600402 | Mediomastus californiensis | 2 | |
| Outer Harbor (Area 3) | 309 | 9/28/2020 | 02 | 699 | S-309-20FSP20-02 | 3535 | 65824 | 5001239598 | Opisthodonta longocirrata | 2 | |
| Outer Harbor (Area 3) | 309 | 9/28/2020 | 02 | 699 | S-309-20FSP20-02 | 4519 | 66132 | 5001280104 | Glycinde solitaria | 3 | |
| Outer Harbor (Area 3) | 309 | 9/28/2020 | 02 | 699 | S-309-20FSP20-02 | 4609 | 65470 | 5001210103 | Gyptis vittata | 3 | |
| Outer Harbor (Area 3) | 309 | 9/28/2020 | 02 | 699 | S-309-20FSP20-02 | 4612 | 67027 | 5001430502 | Prionospio cirrifera | 1 | |
| Outer Harbor (Area 3) | 309 | 9/28/2020 | 02 | 699 | S-309-20FSP20-02 | 4618 | 65747 | 5001230897 | Sphaerosyllis taylori | 5 | |
| Outer Harbor (Area 3) | 309 | 9/28/2020 | 02 | 699 | S-309-20FSP20-02 | 4818 | 544802 | 6163020198 | Ianiropsis serricaudis | 2 | |
| Outer Harbor (Area 3) | 309 | 9/28/2020 | 02 | 699 | S-309-20FSP20-02 | 4840 | 772548 | 7200010501 | Phascolopsis gouldi | 1 | |
| Outer Harbor (Area 3) | 309 | 9/28/2020 | 02 | 699 | S-309-20FSP20-02 | 4998 | 65722 | 5001230701 | Exogone dispar | 26 | |
| Outer Harbor (Area 3) | 309 | 9/28/2020 | 02 | 699 | S-309-20FSP20-02 | 5225 | 98454 | 6187010901 | Libinia dubia | 1 | |
| Outer Harbor (Area 3) | 309 | 9/28/2020 | 02 | 699 | S-309-20FSP20-02 | 6161 | 93643 | 6169150998 | Grandidierella japonica | 45 | |
| Outer Harbor (Area 3) | 309 | 9/28/2020 | 02 | 699 | S-309-20FSP20-02 | 6432 | 92029 | 6157029497 | Condrochelia dubia | 2 | |
| Outer Harbor (Area 3) | 309 | 9/28/2020 | 04 | 701 | S-309-20FSP20-04 | 57 | 65343 | 5001131101 | Eumida sanguinea | 1 | |
| Outer Harbor (Area 3) | 309 | 9/28/2020 | 04 | 701 | S-309-20FSP20-04 | 83 | 67585 | 5001631102 | Euclymene collaris | 35 | |
| Outer Harbor (Area 3) | 309 | 9/28/2020 | 04 | 701 | S-309-20FSP20-04 | 148 | 71989 | 5103460198 | Bittiolum alternatum | 17 | |

| | | | | | | | | | | |
|---|---|---|---|---|---|---|---|---|---|---|
| Outer Harbor (Area 3) | 309 | 9/28/2020 | 04 | 701 | S-309-20FSP20-04 | 149 | 72623 | 5103640204 | Crepidula fornicata | 9 | |
| Outer Harbor (Area 3) | 309 | 9/28/2020 | 04 | 701 | S-309-20FSP20-04 | 157 | 73552 | 5105039898 | Astyris lunata | 2 | |
| Outer Harbor (Area 3) | 309 | 9/28/2020 | 04 | 701 | S-309-20FSP20-04 | 176 | 79316 | 5504010101 | Solemya velum | 2 | |
| Outer Harbor (Area 3) | 309 | 9/28/2020 | 04 | 701 | S-309-20FSP20-04 | 178 | 79132 | 5502020204 | Nucula proxima | 12 | |
| Outer Harbor (Area 3) | 309 | 9/28/2020 | 04 | 701 | S-309-20FSP20-04 | 179 | 79134 | 5502029897 | Ennucula delphinodonta | 4 | |
| Outer Harbor (Area 3) | 309 | 9/28/2020 | 04 | 701 | S-309-20FSP20-04 | 194 | 79798 | 5509090202 | Anomia simplex | 1 | |
| Outer Harbor (Area 3) | 309 | 9/28/2020 | 04 | 701 | S-309-20FSP20-04 | 203 | 81088 | 5515319898 | Ameritella agilis | 4 | |
| Outer Harbor (Area 3) | 309 | 9/28/2020 | 04 | 701 | S-309-20FSP20-04 | 257 | 93477 | 6169060401 | Microdeutopus gryllotalpa | 1 | |
| Outer Harbor (Area 3) | 309 | 9/28/2020 | 04 | 701 | S-309-20FSP20-04 | 391 | 67420 | 5001600201 | Heteromastus filiformis | 1 | |
| Outer Harbor (Area 3) | 309 | 9/28/2020 | 04 | 701 | S-309-20FSP20-04 | 393 | 65266 | 5001139798 | Hypereteone heteropoda | 1 | |
| Outer Harbor (Area 3) | 309 | 9/28/2020 | 04 | 701 | S-309-20FSP20-04 | 450 | 66106 | 5001270104 | Glycera americana | 1 | |
| Outer Harbor (Area 3) | 309 | 9/28/2020 | 04 | 701 | S-309-20FSP20-04 | 462 | 57411 | 4300000000 | Nemertea | 4 | |
| Outer Harbor (Area 3) | 309 | 9/28/2020 | 04 | 701 | S-309-20FSP20-04 | 466 | 68422 | 5004000000 | Oligochaeta | 1 | |
| Outer Harbor (Area 3) | 309 | 9/28/2020 | 04 | 701 | S-309-20FSP20-04 | 610 | 75991 | 5108019898 | Boonea seminuda | 10 | |
| Outer Harbor (Area 3) | 309 | 9/28/2020 | 04 | 701 | S-309-20FSP20-04 | 616 | 79340 | 5506010201 | Anadara transversa | 2 | |
| Outer Harbor (Area 3) | 309 | 9/28/2020 | 04 | 701 | S-309-20FSP20-04 | 651 | 65917 | 5001249798 | Alitta succinea | 1 | |
| Outer Harbor (Area 3) | 309 | 9/28/2020 | 04 | 701 | S-309-20FSP20-04 | 678 | 90790 | 6154040110 | Leucon americanus | 6 | |
| Outer Harbor (Area 3) | 309 | 9/28/2020 | 04 | 701 | S-309-20FSP20-04 | 757 | 53963 | 39 | Platyhelminthes | 3 | |
| Outer Harbor (Area 3) | 309 | 9/28/2020 | 04 | 701 | S-309-20FSP20-04 | 1079 | 84195 | 6110 | Ostracoda | 45 | |
| Outer Harbor (Area 3) | 309 | 9/28/2020 | 04 | 701 | S-309-20FSP20-04 | 1118 | 65517 | 5001219798 | Oxydromus obscurus | 10 | |
| Outer Harbor (Area 3) | 309 | 9/28/2020 | 04 | 701 | S-309-20FSP20-04 | 1199 | 65477 | 5001210201 | Microphthalmus sczelkowii | 2 | |
| Outer Harbor (Area 3) | 309 | 9/28/2020 | 04 | 701 | S-309-20FSP20-04 | 1779 | 67439 | 5001600401 | Mediomastus ambiseta | 13 | |
| Outer Harbor (Area 3) | 309 | 9/28/2020 | 04 | 701 | S-309-20FSP20-04 | 1793 | 67947 | 5001680707 | Pista palmata | 1 | |
| Outer Harbor (Area 3) | 309 | 9/28/2020 | 04 | 701 | S-309-20FSP20-04 | 1886 | 93478 | 6169060402 | Microdeutopus anomalus | 1 | |
| Outer Harbor (Area 3) | 309 | 9/28/2020 | 04 | 701 | S-309-20FSP20-04 | 1934 | 65789 | 5001231304 | Odontosyllis fulgurans | 1 | |
| Outer Harbor (Area 3) | 309 | 9/28/2020 | 04 | 701 | S-309-20FSP20-04 | 2040 | 59490 | 47 | Nematoda | | 1 |
| Outer Harbor (Area 3) | 309 | 9/28/2020 | 04 | 701 | S-309-20FSP20-04 | 2064 | 65587 | 500123 | Syllidae | 1 | |
| Outer Harbor (Area 3) | 309 | 9/28/2020 | 04 | 701 | S-309-20FSP20-04 | 2111 | 86110 | 6119 | Harpacticoida | 6 | |
| Outer Harbor (Area 3) | 309 | 9/28/2020 | 04 | 701 | S-309-20FSP20-04 | 3584 | 99002 | 6189069798 | Rathbunixa sayana | 1 | |
| Outer Harbor (Area 3) | 309 | 9/28/2020 | 04 | 701 | S-309-20FSP20-04 | 4519 | 66132 | 5001280104 | Glycinde solitaria | 7 | |
| Outer Harbor (Area 3) | 309 | 9/28/2020 | 04 | 701 | S-309-20FSP20-04 | 4528 | 76155 | 5110049898 | Cylichnella oryza | 1 | |
| Outer Harbor (Area 3) | 309 | 9/28/2020 | 04 | 701 | S-309-20FSP20-04 | 4595 | 73631 | 5105039798 | Cotonopsis lafresnayi | 1 | |
| Outer Harbor (Area 3) | 309 | 9/28/2020 | 04 | 701 | S-309-20FSP20-04 | 4609 | 65470 | 5001210103 | Gyptis vittata | 4 | |
| Outer Harbor (Area 3) | 309 | 9/28/2020 | 04 | 701 | S-309-20FSP20-04 | 4612 | 67027 | 5001430502 | Prionospio cirrifera | 2 | |
| Outer Harbor (Area 3) | 309 | 9/28/2020 | 04 | 701 | S-309-20FSP20-04 | 4615 | 66843 | 5001430597 | Prionospio heterobranchia | 2 | |
| Outer Harbor (Area 3) | 309 | 9/28/2020 | 04 | 701 | S-309-20FSP20-04 | 4618 | 65747 | 5001230897 | Sphaerosyllis taylori | 3 | |
| Outer Harbor (Area 3) | 309 | 9/28/2020 | 04 | 701 | S-309-20FSP20-04 | 4629 | 81055 | 5515319698 | Macoploma tenta | 3 | |
| Outer Harbor (Area 3) | 309 | 9/28/2020 | 04 | 701 | S-309-20FSP20-04 | 4818 | 544802 | 6163020198 | Ianiropsis serricaudis | 1 | |
| Outer Harbor (Area 3) | 309 | 9/28/2020 | 04 | 701 | S-309-20FSP20-04 | 4833 | 67450 | 5001600198 | Capitella jonesi | 3 | |
| Outer Harbor (Area 3) | 309 | 9/28/2020 | 04 | 701 | S-309-20FSP20-04 | 4840 | 772548 | 7200010501 | Phascolopsis gouldi | 1 | |
| Outer Harbor (Area 3) | 309 | 9/28/2020 | 04 | 701 | S-309-20FSP20-04 | 4998 | 65722 | 5001230701 | Exogone dispar | 52 | |

| | | | | | | | | | | |
|---|---|---|---|---|---|---|---|---|---|---|
| Outer Harbor (Area 3) | 309 | 9/28/2020 04 | 701 | S-309-20FSP20-04 | 9241120 | 88960 | 6120060199 | Hemicyclops sp. | 1 | |
| Outer Harbor (Area 3) | 310 | 9/28/2020 02 | 702 | S-310-20FSP20-02 | 83 | 67585 | 5001631102 | Euclymene collaris | 7 | |
| Outer Harbor (Area 3) | 310 | 9/28/2020 02 | 702 | S-310-20FSP20-02 | 88 | 66939 | 5001431801 | Streblospio benedicti | 1 | |
| Outer Harbor (Area 3) | 310 | 9/28/2020 02 | 702 | S-310-20FSP20-02 | 176 | 79316 | 5504010101 | Solemya velum | 1 | |
| Outer Harbor (Area 3) | 310 | 9/28/2020 02 | 702 | S-310-20FSP20-02 | 178 | 79132 | 5502020204 | Nucula proxima | 1 | |
| Outer Harbor (Area 3) | 310 | 9/28/2020 02 | 702 | S-310-20FSP20-02 | 203 | 81088 | 5515319898 | Ameritella agilis | 2 | |
| Outer Harbor (Area 3) | 310 | 9/28/2020 02 | 702 | S-310-20FSP20-02 | 252 | 93329 | 6169020108 | Ampelisca abdita | 4 | |
| Outer Harbor (Area 3) | 310 | 9/28/2020 02 | 702 | S-310-20FSP20-02 | 393 | 65266 | 5001139798 | Hypereteone heteropoda | 2 | |
| Outer Harbor (Area 3) | 310 | 9/28/2020 02 | 702 | S-310-20FSP20-02 | 450 | 66106 | 5001270104 | Glycera americana | 1 | |
| Outer Harbor (Area 3) | 310 | 9/28/2020 02 | 702 | S-310-20FSP20-02 | 466 | 68422 | 5004000000 | Oligochaeta | 4 | |
| Outer Harbor (Area 3) | 310 | 9/28/2020 02 | 702 | S-310-20FSP20-02 | 678 | 90790 | 6154040110 | Leucon americanus | 7 | |
| Outer Harbor (Area 3) | 310 | 9/28/2020 02 | 702 | S-310-20FSP20-02 | 770 | 67709 | 5001660302 | Pectinaria gouldii | 3 | |
| Outer Harbor (Area 3) | 310 | 9/28/2020 02 | 702 | S-310-20FSP20-02 | 1079 | 84195 | 6110 | Ostracoda | 4 | |
| Outer Harbor (Area 3) | 310 | 9/28/2020 02 | 702 | S-310-20FSP20-02 | 1779 | 67439 | 5001600401 | Mediomastus ambiseta | 128 | |
| Outer Harbor (Area 3) | 310 | 9/28/2020 02 | 702 | S-310-20FSP20-02 | 1784 | 67438 | 5001600499 | Mediomastus sp. | 2 | |
| Outer Harbor (Area 3) | 310 | 9/28/2020 02 | 702 | S-310-20FSP20-02 | 2040 | 59490 | 47 | Nematoda | | 1 |
| Outer Harbor (Area 3) | 310 | 9/28/2020 02 | 702 | S-310-20FSP20-02 | 2111 | 86110 | 6119 | Harpacticoida | 4 | |
| Outer Harbor (Area 3) | 310 | 9/28/2020 02 | 702 | S-310-20FSP20-02 | 4519 | 66132 | 5001280104 | Glycinde solitaria | 13 | |
| Outer Harbor (Area 3) | 310 | 9/28/2020 02 | 702 | S-310-20FSP20-02 | 4618 | 65747 | 5001230897 | Sphaerosyllis taylori | 1 | |
| Outer Harbor (Area 3) | 310 | 9/28/2020 02 | 702 | S-310-20FSP20-02 | 6161 | 93643 | 6169150998 | Grandidierella japonica | 3 | |
| Outer Harbor (Area 3) | 310 | 9/28/2020 03 | 703 | S-310-20FSP20-03 | 57 | 65343 | 5001131101 | Eumida sanguinea | 1 | |
| Outer Harbor (Area 3) | 310 | 9/28/2020 03 | 703 | S-310-20FSP20-03 | 83 | 67585 | 5001631102 | Euclymene collaris | 2 | |
| Outer Harbor (Area 3) | 310 | 9/28/2020 03 | 703 | S-310-20FSP20-03 | 88 | 66939 | 5001431801 | Streblospio benedicti | 1 | |
| Outer Harbor (Area 3) | 310 | 9/28/2020 03 | 703 | S-310-20FSP20-03 | 176 | 79316 | 5504010101 | Solemya velum | 4 | |
| Outer Harbor (Area 3) | 310 | 9/28/2020 03 | 703 | S-310-20FSP20-03 | 178 | 79132 | 5502020204 | Nucula proxima | 2 | |
| Outer Harbor (Area 3) | 310 | 9/28/2020 03 | 703 | S-310-20FSP20-03 | 179 | 79134 | 5502029897 | Ennucula delphinodonta | 2 | |
| Outer Harbor (Area 3) | 310 | 9/28/2020 03 | 703 | S-310-20FSP20-03 | 203 | 81088 | 5515319898 | Ameritella agilis | 1 | |
| Outer Harbor (Area 3) | 310 | 9/28/2020 03 | 703 | S-310-20FSP20-03 | 252 | 93329 | 6169020108 | Ampelisca abdita | 8 | |
| Outer Harbor (Area 3) | 310 | 9/28/2020 03 | 703 | S-310-20FSP20-03 | 393 | 65266 | 5001139798 | Hypereteone heteropoda | 1 | |
| Outer Harbor (Area 3) | 310 | 9/28/2020 03 | 703 | S-310-20FSP20-03 | 450 | 66106 | 5001270104 | Glycera americana | 1 | |
| Outer Harbor (Area 3) | 310 | 9/28/2020 03 | 703 | S-310-20FSP20-03 | 642 | 65366 | 5001130108 | Phyllodoce arenae | 1 | |
| Outer Harbor (Area 3) | 310 | 9/28/2020 03 | 703 | S-310-20FSP20-03 | 678 | 90790 | 6154040110 | Leucon americanus | 3 | |
| Outer Harbor (Area 3) | 310 | 9/28/2020 03 | 703 | S-310-20FSP20-03 | 696 | 656762 | 6169159796 | Monocorophium tuberculatum | 1 | |
| Outer Harbor (Area 3) | 310 | 9/28/2020 03 | 703 | S-310-20FSP20-03 | 770 | 67709 | 5001660302 | Pectinaria gouldii | 3 | |
| Outer Harbor (Area 3) | 310 | 9/28/2020 03 | 703 | S-310-20FSP20-03 | 1079 | 84195 | 6110 | Ostracoda | 18 | |
| Outer Harbor (Area 3) | 310 | 9/28/2020 03 | 703 | S-310-20FSP20-03 | 1321 | 80959 | 5515250301 | Mulinia lateralis | 10 | |
| Outer Harbor (Area 3) | 310 | 9/28/2020 03 | 703 | S-310-20FSP20-03 | 1779 | 67439 | 5001600401 | Mediomastus ambiseta | 261 | |
| Outer Harbor (Area 3) | 310 | 9/28/2020 03 | 703 | S-310-20FSP20-03 | 1963 | 80711 | 5515140101 | Turtonia minuta | 1 | |
| Outer Harbor (Area 3) | 310 | 9/28/2020 03 | 703 | S-310-20FSP20-03 | 2040 | 59490 | 47 | Nematoda | | 1 |
| Outer Harbor (Area 3) | 310 | 9/28/2020 03 | 703 | S-310-20FSP20-03 | 2075 | 67515 | 500163 | Maldanidae | 1 | |
| Outer Harbor (Area 3) | 310 | 9/28/2020 03 | 703 | S-310-20FSP20-03 | 2111 | 86110 | 6119 | Harpacticoida | 2 | |

| | | | | | | | | | | |
|---|---|---|---|---|---|---|---|---|---|---|
| Outer Harbor (Area 3) | 310 | 9/28/2020 | 03 | 703 | S-310-20FSP20-03 | 4519 | 66132 | 5001280104 | Glycinde solitaria | 13 | |
| Outer Harbor (Area 3) | 310 | 9/28/2020 | 03 | 703 | S-310-20FSP20-03 | 4642 | 94213 | 6169330198 | Idunella barnardi | 2 | |
| Outer Harbor (Area 3) | 311 | 9/28/2020 | 03 | 706 | S-311-20FSP20-03 | 57 | 65343 | 5001131101 | Eumida sanguinea | 19 | |
| Outer Harbor (Area 3) | 311 | 9/28/2020 | 03 | 706 | S-311-20FSP20-03 | 83 | 67585 | 5001631102 | Euclymene collaris | 18 | |
| Outer Harbor (Area 3) | 311 | 9/28/2020 | 03 | 706 | S-311-20FSP20-03 | 88 | 66939 | 5001431801 | Streblospio benedicti | 8 | |
| Outer Harbor (Area 3) | 311 | 9/28/2020 | 03 | 706 | S-311-20FSP20-03 | 92 | 66897 | 5001431001 | Spiophanes bombyx | 4 | |
| Outer Harbor (Area 3) | 311 | 9/28/2020 | 03 | 706 | S-311-20FSP20-03 | 157 | 73552 | 5105039898 | Astyris lunata | 7 | |
| Outer Harbor (Area 3) | 311 | 9/28/2020 | 03 | 706 | S-311-20FSP20-03 | 176 | 79316 | 5504010101 | Solemya velum | 3 | |
| Outer Harbor (Area 3) | 311 | 9/28/2020 | 03 | 706 | S-311-20FSP20-03 | 178 | 79132 | 5502020204 | Nucula proxima | 87 | |
| Outer Harbor (Area 3) | 311 | 9/28/2020 | 03 | 706 | S-311-20FSP20-03 | 179 | 79134 | 5502029897 | Ennucula delphinodonta | 25 | |
| Outer Harbor (Area 3) | 311 | 9/28/2020 | 03 | 706 | S-311-20FSP20-03 | 203 | 81088 | 5515319898 | Ameritella agilis | 3 | |
| Outer Harbor (Area 3) | 311 | 9/28/2020 | 03 | 706 | S-311-20FSP20-03 | 252 | 93329 | 6169020108 | Ampelisca abdita | 1 | |
| Outer Harbor (Area 3) | 311 | 9/28/2020 | 03 | 706 | S-311-20FSP20-03 | 253 | 93330 | 6169020109 | Ampelisca vadorum | 1 | |
| Outer Harbor (Area 3) | 311 | 9/28/2020 | 03 | 706 | S-311-20FSP20-03 | 257 | 93477 | 6169060401 | Microdeutopus gryllotalpa | 4 | |
| Outer Harbor (Area 3) | 311 | 9/28/2020 | 03 | 706 | S-311-20FSP20-03 | 391 | 67420 | 5001600201 | Heteromastus filiformis | 1 | |
| Outer Harbor (Area 3) | 311 | 9/28/2020 | 03 | 706 | S-311-20FSP20-03 | 450 | 66106 | 5001270104 | Glycera americana | 1 | |
| Outer Harbor (Area 3) | 311 | 9/28/2020 | 03 | 706 | S-311-20FSP20-03 | 462 | 57411 | 4300000000 | Nemertea | 2 | |
| Outer Harbor (Area 3) | 311 | 9/28/2020 | 03 | 706 | S-311-20FSP20-03 | 466 | 68422 | 5004000000 | Oligochaeta | 2 | |
| Outer Harbor (Area 3) | 311 | 9/28/2020 | 03 | 706 | S-311-20FSP20-03 | 616 | 79340 | 5506010201 | Anadara transversa | 5 | |
| Outer Harbor (Area 3) | 311 | 9/28/2020 | 03 | 706 | S-311-20FSP20-03 | 663 | 67429 | 5001600306 | Notomastus latericeus | 1 | |
| Outer Harbor (Area 3) | 311 | 9/28/2020 | 03 | 706 | S-311-20FSP20-03 | 686 | 83670 | 6001020301 | Callipallene brevirostris | 1 | |
| Outer Harbor (Area 3) | 311 | 9/28/2020 | 03 | 706 | S-311-20FSP20-03 | 757 | 53963 | 39 | Platyhelminthes | 1 | |
| Outer Harbor (Area 3) | 311 | 9/28/2020 | 03 | 706 | S-311-20FSP20-03 | 769 | 98901 | 6189029798 | Dyspanopeus sayi | 1 | |
| Outer Harbor (Area 3) | 311 | 9/28/2020 | 03 | 706 | S-311-20FSP20-03 | 770 | 67709 | 5001660302 | Pectinaria gouldii | 8 | |
| Outer Harbor (Area 3) | 311 | 9/28/2020 | 03 | 706 | S-311-20FSP20-03 | 1079 | 84195 | 6110 | Ostracoda | 33 | |
| Outer Harbor (Area 3) | 311 | 9/28/2020 | 03 | 706 | S-311-20FSP20-03 | 1116 | 81496 | 5515471101 | Mercenaria mercenaria | 2 | |
| Outer Harbor (Area 3) | 311 | 9/28/2020 | 03 | 706 | S-311-20FSP20-03 | 1118 | 65517 | 5001219798 | Oxydromus obscurus | 1 | |
| Outer Harbor (Area 3) | 311 | 9/28/2020 | 03 | 706 | S-311-20FSP20-03 | 1321 | 80959 | 5515250301 | Mulinia lateralis | 7 | |
| Outer Harbor (Area 3) | 311 | 9/28/2020 | 03 | 706 | S-311-20FSP20-03 | 1779 | 67439 | 5001600401 | Mediomastus ambiseta | 133 | |
| Outer Harbor (Area 3) | 311 | 9/28/2020 | 03 | 706 | S-311-20FSP20-03 | 1786 | 67963 | 5001680804 | Polycirrus eximius | 1 | |
| Outer Harbor (Area 3) | 311 | 9/28/2020 | 03 | 706 | S-311-20FSP20-03 | 1846 | 65753 | 5001239698 | Prosphaerosyllis longicauda | 6 | |
| Outer Harbor (Area 3) | 311 | 9/28/2020 | 03 | 706 | S-311-20FSP20-03 | 1886 | 93478 | 6169060402 | Microdeutopus anomalus | 2 | |
| Outer Harbor (Area 3) | 311 | 9/28/2020 | 03 | 706 | S-311-20FSP20-03 | 1893 | 66791 | 5001439698 | Dipolydora socialis | 97 | |
| Outer Harbor (Area 3) | 311 | 9/28/2020 | 03 | 706 | S-311-20FSP20-03 | 2040 | 59490 | 47 | Nematoda | | 1 |
| Outer Harbor (Area 3) | 311 | 9/28/2020 | 03 | 706 | S-311-20FSP20-03 | 2111 | 86110 | 6119 | Harpacticoida | 14 | |
| Outer Harbor (Area 3) | 311 | 9/28/2020 | 03 | 706 | S-311-20FSP20-03 | 3492 | 67440 | 5001600402 | Mediomastus californiensis | 1 | |
| Outer Harbor (Area 3) | 311 | 9/28/2020 | 03 | 706 | S-311-20FSP20-03 | 3580 | 76083 | 5110019898 | Japonactaeon punctostriatus | 14 | |
| Outer Harbor (Area 3) | 311 | 9/28/2020 | 03 | 706 | S-311-20FSP20-03 | 3584 | 99002 | 6189069798 | Rathbunixa sayana | 1 | |
| Outer Harbor (Area 3) | 311 | 9/28/2020 | 03 | 706 | S-311-20FSP20-03 | 3586 | 67671 | 5001650202 | Sabellaria vulgaris | 24 | |
| Outer Harbor (Area 3) | 311 | 9/28/2020 | 03 | 706 | S-311-20FSP20-03 | 4519 | 66132 | 5001280104 | Glycinde solitaria | 9 | |
| Outer Harbor (Area 3) | 311 | 9/28/2020 | 03 | 706 | S-311-20FSP20-03 | 4595 | 73631 | 5105039798 | Cotonopsis lafresnayi | 2 | |

| | | | | | | | | | | |
|---|---|---|---|---|---|---|---|---|---|---|
| Outer Harbor (Area 3) | 311 | 9/28/2020 | 03 | 706 | S-311-20FSP20-03 | 4612 | 67027 | 5001430502 | Prionospio cirrifera | 1 | |
| Outer Harbor (Area 3) | 311 | 9/28/2020 | 03 | 706 | S-311-20FSP20-03 | 4618 | 65747 | 5001230897 | Sphaerosyllis taylori | 3 | |
| Outer Harbor (Area 3) | 311 | 9/28/2020 | 03 | 706 | S-311-20FSP20-03 | 4629 | 81055 | 5515319698 | Macoploma tenta | 10 | |
| Outer Harbor (Area 3) | 311 | 9/28/2020 | 03 | 706 | S-311-20FSP20-03 | 4642 | 94213 | 6169330198 | Idunella barnardi | 2 | |
| Outer Harbor (Area 3) | 311 | 9/28/2020 | 03 | 706 | S-311-20FSP20-03 | 4817 | 67011 | 5001439898 | Boccardiella hamata | 5 | |
| Outer Harbor (Area 3) | 311 | 9/28/2020 | 03 | 706 | S-311-20FSP20-03 | 4840 | 772548 | 7200010501 | Phascolopsis gouldi | 1 | |
| Outer Harbor (Area 3) | 311 | 9/28/2020 | 03 | 706 | S-311-20FSP20-03 | 4998 | 65722 | 5001230701 | Exogone dispar | 9 | |
| Outer Harbor (Area 3) | 311 | 9/28/2020 | 03 | 706 | S-311-20FSP20-03 | 6228 | | 5001500491 | Chaetozone diodonta | 1 | |
| Outer Harbor (Area 3) | 311 | 9/28/2020 | 04 | 707 | S-311-20FSP20-04 | 83 | 67585 | 5001631102 | Euclymene collaris | 13 | |
| Outer Harbor (Area 3) | 311 | 9/28/2020 | 04 | 707 | S-311-20FSP20-04 | 88 | 66939 | 5001431801 | Streblospio benedicti | 7 | |
| Outer Harbor (Area 3) | 311 | 9/28/2020 | 04 | 707 | S-311-20FSP20-04 | 92 | 66897 | 5001431001 | Spiophanes bombyx | 1 | |
| Outer Harbor (Area 3) | 311 | 9/28/2020 | 04 | 707 | S-311-20FSP20-04 | 176 | 79316 | 5504010101 | Solemya velum | 2 | |
| Outer Harbor (Area 3) | 311 | 9/28/2020 | 04 | 707 | S-311-20FSP20-04 | 178 | 79132 | 5502020204 | Nucula proxima | 63 | |
| Outer Harbor (Area 3) | 311 | 9/28/2020 | 04 | 707 | S-311-20FSP20-04 | 179 | 79134 | 5502029897 | Ennucula delphinodonta | 23 | |
| Outer Harbor (Area 3) | 311 | 9/28/2020 | 04 | 707 | S-311-20FSP20-04 | 203 | 81088 | 5515319898 | Ameritella agilis | 6 | |
| Outer Harbor (Area 3) | 311 | 9/28/2020 | 04 | 707 | S-311-20FSP20-04 | 252 | 93329 | 6169020108 | Ampelisca abdita | 2 | |
| Outer Harbor (Area 3) | 311 | 9/28/2020 | 04 | 707 | S-311-20FSP20-04 | 393 | 65266 | 5001139798 | Hypereteone heteropoda | 1 | |
| Outer Harbor (Area 3) | 311 | 9/28/2020 | 04 | 707 | S-311-20FSP20-04 | 450 | 66106 | 5001270104 | Glycera americana | 1 | |
| Outer Harbor (Area 3) | 311 | 9/28/2020 | 04 | 707 | S-311-20FSP20-04 | 663 | 67429 | 5001600306 | Notomastus latericeus | 1 | |
| Outer Harbor (Area 3) | 311 | 9/28/2020 | 04 | 707 | S-311-20FSP20-04 | 678 | 90790 | 6154040110 | Leucon americanus | 1 | |
| Outer Harbor (Area 3) | 311 | 9/28/2020 | 04 | 707 | S-311-20FSP20-04 | 770 | 67709 | 5001660302 | Pectinaria gouldii | 1 | |
| Outer Harbor (Area 3) | 311 | 9/28/2020 | 04 | 707 | S-311-20FSP20-04 | 1079 | 84195 | 6110 | Ostracoda | 26 | |
| Outer Harbor (Area 3) | 311 | 9/28/2020 | 04 | 707 | S-311-20FSP20-04 | 1202 | 79118 | 55 | Bivalvia | 4 | |
| Outer Harbor (Area 3) | 311 | 9/28/2020 | 04 | 707 | S-311-20FSP20-04 | 1321 | 80959 | 5515250301 | Mulinia lateralis | 10 | |
| Outer Harbor (Area 3) | 311 | 9/28/2020 | 04 | 707 | S-311-20FSP20-04 | 1779 | 67439 | 5001600401 | Mediomastus ambiseta | 65 | |
| Outer Harbor (Area 3) | 311 | 9/28/2020 | 04 | 707 | S-311-20FSP20-04 | 1793 | 67947 | 5001680707 | Pista palmata | 1 | |
| Outer Harbor (Area 3) | 311 | 9/28/2020 | 04 | 707 | S-311-20FSP20-04 | 1846 | 65753 | 5001239698 | Prosphaerosyllis longicauda | 1 | |
| Outer Harbor (Area 3) | 311 | 9/28/2020 | 04 | 707 | S-311-20FSP20-04 | 1893 | 66791 | 5001439698 | Dipolydora socialis | 2 | |
| Outer Harbor (Area 3) | 311 | 9/28/2020 | 04 | 707 | S-311-20FSP20-04 | 2040 | 59490 | 47 | Nematoda | | 1 |
| Outer Harbor (Area 3) | 311 | 9/28/2020 | 04 | 707 | S-311-20FSP20-04 | 2111 | 86110 | 6119 | Harpacticoida | 20 | |
| Outer Harbor (Area 3) | 311 | 9/28/2020 | 04 | 707 | S-311-20FSP20-04 | 3580 | 76083 | 5110019898 | Japonactaeon punctostriatus | 3 | |
| Outer Harbor (Area 3) | 311 | 9/28/2020 | 04 | 707 | S-311-20FSP20-04 | 4519 | 66132 | 5001280104 | Glycinde solitaria | 17 | |
| Outer Harbor (Area 3) | 311 | 9/28/2020 | 04 | 707 | S-311-20FSP20-04 | 4618 | 65747 | 5001230897 | Sphaerosyllis taylori | 4 | |
| Outer Harbor (Area 3) | 311 | 9/28/2020 | 04 | 707 | S-311-20FSP20-04 | 4642 | 94213 | 6169330198 | Idunella barnardi | 1 | |
| Outer Harbor (Area 3) | 317 | 9/28/2020 | 02 | 708 | S-317-20FSP20-02 | 69 | 66028 | 5001250115 | Nephtys incisa | 3 | |
| Outer Harbor (Area 3) | 317 | 9/28/2020 | 02 | 708 | S-317-20FSP20-02 | 176 | 79316 | 5504010101 | Solemya velum | 1 | |
| Outer Harbor (Area 3) | 317 | 9/28/2020 | 02 | 708 | S-317-20FSP20-02 | 462 | 57411 | 4300000000 | Nemertea | 3 | |
| Outer Harbor (Area 3) | 317 | 9/28/2020 | 02 | 708 | S-317-20FSP20-02 | 600 | 76117 | 5110040103 | Acteocina canaliculata | 15 | |
| Outer Harbor (Area 3) | 317 | 9/28/2020 | 02 | 708 | S-317-20FSP20-02 | 673 | 98998 | 6189069598 | Tubicolixa chaetopterana | 1 | |
| Outer Harbor (Area 3) | 317 | 9/28/2020 | 02 | 708 | S-317-20FSP20-02 | 678 | 90790 | 6154040110 | Leucon americanus | 2 | |
| Outer Harbor (Area 3) | 317 | 9/28/2020 | 02 | 708 | S-317-20FSP20-02 | 757 | 53963 | 39 | Platyhelminthes | 5 | |

| | | | | | | | | | | |
|---|---|---|---|---|---|---|---|---|---|---|
| Outer Harbor (Area 3) | 317 | 9/28/2020 | 02 | 708 | S-317-20FSP20-02 | 1065 | 51938 | 3740 | Anthozoa | 1 | |
| Outer Harbor (Area 3) | 317 | 9/28/2020 | 02 | 708 | S-317-20FSP20-02 | 1079 | 84195 | 6110 | Ostracoda | 6 | |
| Outer Harbor (Area 3) | 317 | 9/28/2020 | 02 | 708 | S-317-20FSP20-02 | 1321 | 80959 | 5515250301 | Mulinia lateralis | 2 | |
| Outer Harbor (Area 3) | 317 | 9/28/2020 | 02 | 708 | S-317-20FSP20-02 | 1779 | 67439 | 5001600401 | Mediomastus ambiseta | 5 | |
| Outer Harbor (Area 3) | 317 | 9/28/2020 | 02 | 708 | S-317-20FSP20-02 | 1793 | 67947 | 5001680707 | Pista palmata | 1 | |
| Outer Harbor (Area 3) | 317 | 9/28/2020 | 02 | 708 | S-317-20FSP20-02 | 1963 | 80711 | 5515140101 | Turtonia minuta | 1 | |
| Outer Harbor (Area 3) | 317 | 9/28/2020 | 02 | 708 | S-317-20FSP20-02 | 2040 | 59490 | 47 | Nematoda | | 1 |
| Outer Harbor (Area 3) | 317 | 9/28/2020 | 02 | 708 | S-317-20FSP20-02 | 3535 | 65824 | 5001239598 | Opisthodonta longocirrata | 1 | |
| Outer Harbor (Area 3) | 317 | 9/28/2020 | 02 | 708 | S-317-20FSP20-02 | 3580 | 76083 | 5110019898 | Japonactaeon punctostriatus | 3 | |
| Outer Harbor (Area 3) | 317 | 9/28/2020 | 02 | 708 | S-317-20FSP20-02 | 3584 | 99002 | 6189069798 | Rathbunixa sayana | 4 | |
| Outer Harbor (Area 3) | 317 | 9/28/2020 | 02 | 708 | S-317-20FSP20-02 | 4609 | 65470 | 5001210103 | Gyptis vittata | 1 | |
| Outer Harbor (Area 3) | 317 | 9/28/2020 | 02 | 708 | S-317-20FSP20-02 | 4612 | 67027 | 5001430502 | Prionospio cirrifera | 13 | |
| Outer Harbor (Area 3) | 317 | 9/28/2020 | 02 | 708 | S-317-20FSP20-02 | 4629 | 81055 | 5515319698 | Macoploma tenta | 4 | |
| Outer Harbor (Area 3) | 317 | 9/28/2020 | 02 | 708 | S-317-20FSP20-02 | 4836 | 66944 | 5001432002 | Scolelepis (Parascolelepis) bousfieldi | 2 | |
| Outer Harbor (Area 3) | 317 | 9/28/2020 | 02 | 708 | S-317-20FSP20-02 | 5842 | | 5002050197 | Polygordius jouinae | 1 | |
| Outer Harbor (Area 3) | 317 | 9/28/2020 | 02 | 708 | S-317-20FSP20-02 | 6231 | 65813 | 5001231698 | Streptosyllis verrilli | 1 | |
| Outer Harbor (Area 3) | 317 | 9/28/2020 | 04 | 710 | S-317-20FSP20-04 | 69 | 66028 | 5001250115 | Nephtys incisa | 3 | |
| Outer Harbor (Area 3) | 317 | 9/28/2020 | 04 | 710 | S-317-20FSP20-04 | 377 | 74111 | 5105089897 | Tritia obsoleta | 1 | |
| Outer Harbor (Area 3) | 317 | 9/28/2020 | 04 | 710 | S-317-20FSP20-04 | 399 | 66405 | 5001310204 | Ninoe nigripes | 2 | |
| Outer Harbor (Area 3) | 317 | 9/28/2020 | 04 | 710 | S-317-20FSP20-04 | 462 | 57411 | 4300000000 | Nemertea | 5 | |
| Outer Harbor (Area 3) | 317 | 9/28/2020 | 04 | 710 | S-317-20FSP20-04 | 466 | 68422 | 5004000000 | Oligochaeta | 5 | |
| Outer Harbor (Area 3) | 317 | 9/28/2020 | 04 | 710 | S-317-20FSP20-04 | 600 | 76117 | 5110040103 | Acteocina canaliculata | 7 | |
| Outer Harbor (Area 3) | 317 | 9/28/2020 | 04 | 710 | S-317-20FSP20-04 | 757 | 53963 | 39 | Platyhelminthes | 1 | |
| Outer Harbor (Area 3) | 317 | 9/28/2020 | 04 | 710 | S-317-20FSP20-04 | 1079 | 84195 | 6110 | Ostracoda | 25 | |
| Outer Harbor (Area 3) | 317 | 9/28/2020 | 04 | 710 | S-317-20FSP20-04 | 1162 | 73331 | 5105010901 | Boreotrophon clathratus | 1 | |
| Outer Harbor (Area 3) | 317 | 9/28/2020 | 04 | 710 | S-317-20FSP20-04 | 1321 | 80959 | 5515250301 | Mulinia lateralis | 35 | |
| Outer Harbor (Area 3) | 317 | 9/28/2020 | 04 | 710 | S-317-20FSP20-04 | 1779 | 67439 | 5001600401 | Mediomastus ambiseta | 6 | |
| Outer Harbor (Area 3) | 317 | 9/28/2020 | 04 | 710 | S-317-20FSP20-04 | 1846 | 65753 | 5001239698 | Prosphaerosyllis longicauda | 1 | |
| Outer Harbor (Area 3) | 317 | 9/28/2020 | 04 | 710 | S-317-20FSP20-04 | 2040 | 59490 | 47 | Nematoda | | 1 |
| Outer Harbor (Area 3) | 317 | 9/28/2020 | 04 | 710 | S-317-20FSP20-04 | 3580 | 76083 | 5110019898 | Japonactaeon punctostriatus | 3 | |
| Outer Harbor (Area 3) | 317 | 9/28/2020 | 04 | 710 | S-317-20FSP20-04 | 4477 | 83646 | 6001060297 | Anoplodactylus petiolatus | 1 | |
| Outer Harbor (Area 3) | 317 | 9/28/2020 | 04 | 710 | S-317-20FSP20-04 | 4519 | 66132 | 5001280104 | Glycinde solitaria | 4 | |
| Outer Harbor (Area 3) | 317 | 9/28/2020 | 04 | 710 | S-317-20FSP20-04 | 4528 | 76155 | 5110049898 | Cylichnella oryza | 2 | |
| Outer Harbor (Area 3) | 317 | 9/28/2020 | 04 | 710 | S-317-20FSP20-04 | 4612 | 67027 | 5001430502 | Prionospio cirrifera | 1 | |
| Outer Harbor (Area 3) | 317 | 9/28/2020 | 04 | 710 | S-317-20FSP20-04 | 4624 | 67147 | 5001500305 | Tharyx acutus | 1 | |
| Outer Harbor (Area 3) | 317 | 9/28/2020 | 04 | 710 | S-317-20FSP20-04 | 4629 | 81055 | 5515319698 | Macoploma tenta | 6 | |
| Outer Harbor (Area 3) | 317 | 9/28/2020 | 04 | 710 | S-317-20FSP20-04 | 4842 | 75774 | 5108019798 | Asmunda elegantula | 1 | |
| Outer Harbor (Area 3) | 318 | 9/28/2020 | 02 | 711 | S-318-20FSP20-02 | 57 | 65343 | 5001131101 | Eumida sanguinea | 3 | |
| Outer Harbor (Area 3) | 318 | 9/28/2020 | 02 | 711 | S-318-20FSP20-02 | 83 | 67585 | 5001631102 | Euclymene collaris | 2 | |
| Outer Harbor (Area 3) | 318 | 9/28/2020 | 02 | 711 | S-318-20FSP20-02 | 92 | 66897 | 5001431001 | Spiophanes bombyx | 7 | |
| Outer Harbor (Area 3) | 318 | 9/28/2020 | 02 | 711 | S-318-20FSP20-02 | 95 | 66764 | 5001410208 | Aricidea (Acmira) catherinae | 1 | |

| | | | | | | | | | | |
|---|---|---|---|---|---|---|---|---|---|---|
| Outer Harbor (Area 3) | 318 | 9/28/2020 | 02 | 711 | S-318-20FSP20-02 | 176 | 79316 | 5504010101 | Solemya velum | 1 | |
| Outer Harbor (Area 3) | 318 | 9/28/2020 | 02 | 711 | S-318-20FSP20-02 | 178 | 79132 | 5502020204 | Nucula proxima | 5 | |
| Outer Harbor (Area 3) | 318 | 9/28/2020 | 02 | 711 | S-318-20FSP20-02 | 179 | 79134 | 5502029897 | Ennucula delphinodonta | 3 | |
| Outer Harbor (Area 3) | 318 | 9/28/2020 | 02 | 711 | S-318-20FSP20-02 | 202 | 81032 | 551531 | Tellinidae | 1 | |
| Outer Harbor (Area 3) | 318 | 9/28/2020 | 02 | 711 | S-318-20FSP20-02 | 253 | 93330 | 6169020109 | Ampelisca vadorum | 2 | |
| Outer Harbor (Area 3) | 318 | 9/28/2020 | 02 | 711 | S-318-20FSP20-02 | 460 | 66102 | 5001270199 | Glycera sp. | 1 | |
| Outer Harbor (Area 3) | 318 | 9/28/2020 | 02 | 711 | S-318-20FSP20-02 | 462 | 57411 | 4300000000 | Nemertea | 10 | |
| Outer Harbor (Area 3) | 318 | 9/28/2020 | 02 | 711 | S-318-20FSP20-02 | 466 | 68422 | 5004000000 | Oligochaeta | 77 | |
| Outer Harbor (Area 3) | 318 | 9/28/2020 | 02 | 711 | S-318-20FSP20-02 | 472 | 158223 | 8172060302 | Pentamera calcigera | 1 | |
| Outer Harbor (Area 3) | 318 | 9/28/2020 | 02 | 711 | S-318-20FSP20-02 | 616 | 79340 | 5506010201 | Anadara transversa | 3 | |
| Outer Harbor (Area 3) | 318 | 9/28/2020 | 02 | 711 | S-318-20FSP20-02 | 663 | 67429 | 5001600306 | Notomastus latericeus | 1 | |
| Outer Harbor (Area 3) | 318 | 9/28/2020 | 02 | 711 | S-318-20FSP20-02 | 714 | 94755 | 6169421598 | Eobrolgus spinosus | 3 | |
| Outer Harbor (Area 3) | 318 | 9/28/2020 | 02 | 711 | S-318-20FSP20-02 | 769 | 98901 | 6189029798 | Dyspanopeus sayi | 1 | |
| Outer Harbor (Area 3) | 318 | 9/28/2020 | 02 | 711 | S-318-20FSP20-02 | 1118 | 65517 | 5001219798 | Oxydromus obscurus | 4 | |
| Outer Harbor (Area 3) | 318 | 9/28/2020 | 02 | 711 | S-318-20FSP20-02 | 1157 | 80801 | 5515190110 | Astarte castanea | 2 | |
| Outer Harbor (Area 3) | 318 | 9/28/2020 | 02 | 711 | S-318-20FSP20-02 | 1190 | 93331 | 6169020110 | Ampelisca verrilli | 1 | |
| Outer Harbor (Area 3) | 318 | 9/28/2020 | 02 | 711 | S-318-20FSP20-02 | 1779 | 67439 | 5001600401 | Mediomastus ambiseta | 16 | |
| Outer Harbor (Area 3) | 318 | 9/28/2020 | 02 | 711 | S-318-20FSP20-02 | 1825 | 66495 | 5001369798 | Marycarmenia gaspeensis | 11 | |
| Outer Harbor (Area 3) | 318 | 9/28/2020 | 02 | 711 | S-318-20FSP20-02 | 1826 | 67959 | 5001680899 | Polycirrus sp. | 23 | |
| Outer Harbor (Area 3) | 318 | 9/28/2020 | 02 | 711 | S-318-20FSP20-02 | 1828 | 66553 | 5001360598 | Parougia caeca | 6 | |
| Outer Harbor (Area 3) | 318 | 9/28/2020 | 02 | 711 | S-318-20FSP20-02 | 1846 | 65753 | 5001239698 | Prosphaerosyllis longicauda | 1 | |
| Outer Harbor (Area 3) | 318 | 9/28/2020 | 02 | 711 | S-318-20FSP20-02 | 1893 | 66791 | 5001439698 | Dipolydora socialis | 22 | |
| Outer Harbor (Area 3) | 318 | 9/28/2020 | 02 | 711 | S-318-20FSP20-02 | 1902 | 67662 | 5001640498 | Galathowenia oculata | 2 | |
| Outer Harbor (Area 3) | 318 | 9/28/2020 | 02 | 711 | S-318-20FSP20-02 | 2040 | 59490 | 47 | Nematoda | | 1 |
| Outer Harbor (Area 3) | 318 | 9/28/2020 | 02 | 711 | S-318-20FSP20-02 | 2064 | 65587 | 500123 | Syllidae | 1 | |
| Outer Harbor (Area 3) | 318 | 9/28/2020 | 02 | 711 | S-318-20FSP20-02 | 2111 | 86110 | 6119 | Harpacticoida | 1 | |
| Outer Harbor (Area 3) | 318 | 9/28/2020 | 02 | 711 | S-318-20FSP20-02 | 3492 | 67440 | 5001600402 | Mediomastus californiensis | 2 | |
| Outer Harbor (Area 3) | 318 | 9/28/2020 | 02 | 711 | S-318-20FSP20-02 | 3504 | 67131 | 5001500396 | Tharyx killariensis | 5 | |
| Outer Harbor (Area 3) | 318 | 9/28/2020 | 02 | 711 | S-318-20FSP20-02 | 3535 | 65824 | 5001239598 | Opisthodonta longocirrata | 1 | |
| Outer Harbor (Area 3) | 318 | 9/28/2020 | 02 | 711 | S-318-20FSP20-02 | 3580 | 76083 | 5110019898 | Japonactaeon punctostriatus | 1 | |
| Outer Harbor (Area 3) | 318 | 9/28/2020 | 02 | 711 | S-318-20FSP20-02 | 3584 | 99002 | 6189069798 | Rathbunixa sayana | 1 | |
| Outer Harbor (Area 3) | 318 | 9/28/2020 | 02 | 711 | S-318-20FSP20-02 | 3586 | 67671 | 5001650202 | Sabellaria vulgaris | 1 | |
| Outer Harbor (Area 3) | 318 | 9/28/2020 | 02 | 711 | S-318-20FSP20-02 | 3920 | 65762 | 5001230903 | Brania wellfleetensis | 22 | |
| Outer Harbor (Area 3) | 318 | 9/28/2020 | 02 | 711 | S-318-20FSP20-02 | 3937 | 81317 | 5515359898 | Cumingia tellinoides | 1 | |
| Outer Harbor (Area 3) | 318 | 9/28/2020 | 02 | 711 | S-318-20FSP20-02 | 4519 | 66132 | 5001280104 | Glycinde solitaria | 2 | |
| Outer Harbor (Area 3) | 318 | 9/28/2020 | 02 | 711 | S-318-20FSP20-02 | 4595 | 73631 | 5105039798 | Cotonopsis lafresnayi | 1 | |
| Outer Harbor (Area 3) | 318 | 9/28/2020 | 02 | 711 | S-318-20FSP20-02 | 4615 | 66843 | 5001430597 | Prionospio heterobranchia | 5 | |
| Outer Harbor (Area 3) | 318 | 9/28/2020 | 02 | 711 | S-318-20FSP20-02 | 4624 | 67147 | 5001500305 | Tharyx acutus | 10 | |
| Outer Harbor (Area 3) | 318 | 9/28/2020 | 02 | 711 | S-318-20FSP20-02 | 4642 | 94213 | 6169330198 | Idunella barnardi | 1 | |
| Outer Harbor (Area 3) | 318 | 9/28/2020 | 02 | 711 | S-318-20FSP20-02 | 4666 | 67047 | 5001440104 | Magelona rosea | 3 | |
| Outer Harbor (Area 3) | 318 | 9/28/2020 | 02 | 711 | S-318-20FSP20-02 | 4817 | 67011 | 5001439898 | Boccardiella hamata | 6 | |

| | | | | | | | | | | |
|---|---|---|---|---|---|---|---|---|---|---|
| Outer Harbor (Area 3) | 318 | 9/28/2020 | 02 | 711 | S-318-20FSP20-02 | 4833 | 67450 | 5001600198 | Capitella jonesi | 2 | |
| Outer Harbor (Area 3) | 318 | 9/28/2020 | 02 | 711 | S-318-20FSP20-02 | 4838 | 65565 | 5001220401 | Cabira incerta | 1 | |
| Outer Harbor (Area 3) | 318 | 9/28/2020 | 02 | 711 | S-318-20FSP20-02 | 4998 | 65722 | 5001230701 | Exogone dispar | 19 | |
| Outer Harbor (Area 3) | 318 | 9/28/2020 | 02 | 711 | S-318-20FSP20-02 | 5842 | | 5002050197 | Polygordius jouinae | 224 | |
| Outer Harbor (Area 3) | 318 | 9/28/2020 | 02 | 711 | S-318-20FSP20-02 | 6228 | | 5001500491 | Chaetozone diodonta | 2 | |
| Outer Harbor (Area 3) | 318 | 9/28/2020 | 02 | 711 | S-318-20FSP20-02 | 6231 | 65813 | 5001231698 | Streptosyllis verrilli | 1 | |
| Outer Harbor (Area 3) | 318 | 9/28/2020 | 02 | 711 | S-318-20FSP20-02 | 6430 | | 9300000001 | Unidentified eggs/egg cases | | 1 |
| Outer Harbor (Area 3) | 318 | 9/28/2020 | 02 | 711 | S-318-20FSP20-02 | 6433 | | 7816089897 | Pourtalesella incrassata | | 1 |
| Outer Harbor (Area 3) | 318 | 9/28/2020 | 02 | 711 | S-318-20FSP20-02 | 8123202 | 80891 | 5515220401 | Laevicardium mortoni | 2 | |
| Outer Harbor (Area 3) | 318 | 9/28/2020 | 04 | 713 | S-318-20FSP20-04 | 57 | 65343 | 5001131101 | Eumida sanguinea | 6 | |
| Outer Harbor (Area 3) | 318 | 9/28/2020 | 04 | 713 | S-318-20FSP20-04 | 83 | 67585 | 5001631102 | Euclymene collaris | 2 | |
| Outer Harbor (Area 3) | 318 | 9/28/2020 | 04 | 713 | S-318-20FSP20-04 | 92 | 66897 | 5001431001 | Spiophanes bombyx | 3 | |
| Outer Harbor (Area 3) | 318 | 9/28/2020 | 04 | 713 | S-318-20FSP20-04 | 101 | 66615 | 5001400498 | Phylo ornatus | 1 | |
| Outer Harbor (Area 3) | 318 | 9/28/2020 | 04 | 713 | S-318-20FSP20-04 | 149 | 72623 | 5103640204 | Crepidula fornicata | 4 | |
| Outer Harbor (Area 3) | 318 | 9/28/2020 | 04 | 713 | S-318-20FSP20-04 | 157 | 73552 | 5105039898 | Astyris lunata | 5 | |
| Outer Harbor (Area 3) | 318 | 9/28/2020 | 04 | 713 | S-318-20FSP20-04 | 176 | 79316 | 5504010101 | Solemya velum | 1 | |
| Outer Harbor (Area 3) | 318 | 9/28/2020 | 04 | 713 | S-318-20FSP20-04 | 194 | 79798 | 5509090202 | Anomia simplex | 1 | |
| Outer Harbor (Area 3) | 318 | 9/28/2020 | 04 | 713 | S-318-20FSP20-04 | 203 | 81088 | 5515319898 | Ameritella agilis | 4 | |
| Outer Harbor (Area 3) | 318 | 9/28/2020 | 04 | 713 | S-318-20FSP20-04 | 208 | 81926 | 5520050206 | Lyonsia hyalina | 1 | |
| Outer Harbor (Area 3) | 318 | 9/28/2020 | 04 | 713 | S-318-20FSP20-04 | 235 | 90923 | 6154050801 | Oxyurostylis smithi | 1 | |
| Outer Harbor (Area 3) | 318 | 9/28/2020 | 04 | 713 | S-318-20FSP20-04 | 253 | 93330 | 6169020109 | Ampelisca vadorum | 9 | |
| Outer Harbor (Area 3) | 318 | 9/28/2020 | 04 | 713 | S-318-20FSP20-04 | 368 | 66107 | 5001270105 | Glycera dibranchiata | 1 | |
| Outer Harbor (Area 3) | 318 | 9/28/2020 | 04 | 713 | S-318-20FSP20-04 | 411 | 66653 | 5001409899 | Leitoscoloplos sp. | 3 | |
| Outer Harbor (Area 3) | 318 | 9/28/2020 | 04 | 713 | S-318-20FSP20-04 | 450 | 66106 | 5001270104 | Glycera americana | 1 | |
| Outer Harbor (Area 3) | 318 | 9/28/2020 | 04 | 713 | S-318-20FSP20-04 | 462 | 57411 | 4300000000 | Nemertea | 8 | |
| Outer Harbor (Area 3) | 318 | 9/28/2020 | 04 | 713 | S-318-20FSP20-04 | 464 | 66802 | 5001430412 | Polydora websteri | 1 | |
| Outer Harbor (Area 3) | 318 | 9/28/2020 | 04 | 713 | S-318-20FSP20-04 | 466 | 68422 | 5004000000 | Oligochaeta | 59 | |
| Outer Harbor (Area 3) | 318 | 9/28/2020 | 04 | 713 | S-318-20FSP20-04 | 502 | 68159 | 5001719898 | Fabricia stellaris | 1 | |
| Outer Harbor (Area 3) | 318 | 9/28/2020 | 04 | 713 | S-318-20FSP20-04 | 508 | 66074 | 5001260201 | Sphaerodoropsis minuta | 1 | |
| Outer Harbor (Area 3) | 318 | 9/28/2020 | 04 | 713 | S-318-20FSP20-04 | 610 | 75991 | 5108019898 | Boonea seminuda | 12 | |
| Outer Harbor (Area 3) | 318 | 9/28/2020 | 04 | 713 | S-318-20FSP20-04 | 616 | 79340 | 5506010201 | Anadara transversa | 4 | |
| Outer Harbor (Area 3) | 318 | 9/28/2020 | 04 | 713 | S-318-20FSP20-04 | 642 | 65366 | 5001130108 | Phyllodoce arenae | 1 | |
| Outer Harbor (Area 3) | 318 | 9/28/2020 | 04 | 713 | S-318-20FSP20-04 | 671 | 97804 | 6183060227 | Pagurus annulipes | 3 | |
| Outer Harbor (Area 3) | 318 | 9/28/2020 | 04 | 713 | S-318-20FSP20-04 | 709 | 94122 | 6169260901 | Microprotopus raneyi | 2 | |
| Outer Harbor (Area 3) | 318 | 9/28/2020 | 04 | 713 | S-318-20FSP20-04 | 714 | 94755 | 6169421598 | Eobrolgus spinosus | 5 | |
| Outer Harbor (Area 3) | 318 | 9/28/2020 | 04 | 713 | S-318-20FSP20-04 | 745 | 67741 | 5001670298 | Ampharete finmarchica | 1 | |
| Outer Harbor (Area 3) | 318 | 9/28/2020 | 04 | 713 | S-318-20FSP20-04 | 757 | 53963 | 39 | Platyhelminthes | 1 | |
| Outer Harbor (Area 3) | 318 | 9/28/2020 | 04 | 713 | S-318-20FSP20-04 | 769 | 98901 | 6189029798 | Dyspanopeus sayi | 1 | |
| Outer Harbor (Area 3) | 318 | 9/28/2020 | 04 | 713 | S-318-20FSP20-04 | 1079 | 84195 | 6110 | Ostracoda | 3 | |
| Outer Harbor (Area 3) | 318 | 9/28/2020 | 04 | 713 | S-318-20FSP20-04 | 1118 | 65517 | 5001219798 | Oxydromus obscurus | 9 | |
| Outer Harbor (Area 3) | 318 | 9/28/2020 | 04 | 713 | S-318-20FSP20-04 | 1153 | 65761 | 5001239398 | Salvatoria clavata | 2 | |

| | | | | | | | | | | |
|---|---|---|---|---|---|---|---|---|---|---|
| Outer Harbor (Area 3) | 318 | 9/28/2020 | 04 | 713 | S-318-20FSP20-04 | 1190 | 93331 | 6169020110 | Ampelisca verrilli | 1 | |
| Outer Harbor (Area 3) | 318 | 9/28/2020 | 04 | 713 | S-318-20FSP20-04 | 1321 | 80959 | 5515250301 | Mulinia lateralis | 2 | |
| Outer Harbor (Area 3) | 318 | 9/28/2020 | 04 | 713 | S-318-20FSP20-04 | 1391 | 65727 | 5001230706 | Exogone verugera | 1 | |
| Outer Harbor (Area 3) | 318 | 9/28/2020 | 04 | 713 | S-318-20FSP20-04 | 1779 | 67439 | 5001600401 | Mediomastus ambiseta | 28 | |
| Outer Harbor (Area 3) | 318 | 9/28/2020 | 04 | 713 | S-318-20FSP20-04 | 1786 | 67963 | 5001680804 | Polycirrus eximius | 3 | |
| Outer Harbor (Area 3) | 318 | 9/28/2020 | 04 | 713 | S-318-20FSP20-04 | 1825 | 66495 | 5001369798 | Marycarmenia gaspeensis | 5 | |
| Outer Harbor (Area 3) | 318 | 9/28/2020 | 04 | 713 | S-318-20FSP20-04 | 1826 | 67959 | 5001680899 | Polycirrus sp. | 5 | |
| Outer Harbor (Area 3) | 318 | 9/28/2020 | 04 | 713 | S-318-20FSP20-04 | 1846 | 65753 | 5001239698 | Prosphaerosyllis longicauda | 2 | |
| Outer Harbor (Area 3) | 318 | 9/28/2020 | 04 | 713 | S-318-20FSP20-04 | 1893 | 66791 | 5001439698 | Dipolydora socialis | 43 | |
| Outer Harbor (Area 3) | 318 | 9/28/2020 | 04 | 713 | S-318-20FSP20-04 | 1902 | 67662 | 5001640498 | Galathowenia oculata | 2 | |
| Outer Harbor (Area 3) | 318 | 9/28/2020 | 04 | 713 | S-318-20FSP20-04 | 1948 | 68282 | 5001730901 | Hydroides dianthus | 2 | |
| Outer Harbor (Area 3) | 318 | 9/28/2020 | 04 | 713 | S-318-20FSP20-04 | 2040 | 59490 | 47 | Nematoda | | 1 |
| Outer Harbor (Area 3) | 318 | 9/28/2020 | 04 | 713 | S-318-20FSP20-04 | 2066 | 67116 | 5001500000 | Cirratulidae | 1 | |
| Outer Harbor (Area 3) | 318 | 9/28/2020 | 04 | 713 | S-318-20FSP20-04 | 2068 | 66781 | 500143 | Spionidae | 2 | |
| Outer Harbor (Area 3) | 318 | 9/28/2020 | 04 | 713 | S-318-20FSP20-04 | 2075 | 67515 | 500163 | Maldanidae | 1 | |
| Outer Harbor (Area 3) | 318 | 9/28/2020 | 04 | 713 | S-318-20FSP20-04 | 2111 | 86110 | 6119 | Harpacticoida | 2 | |
| Outer Harbor (Area 3) | 318 | 9/28/2020 | 04 | 713 | S-318-20FSP20-04 | 3492 | 67440 | 5001600402 | Mediomastus californiensis | 1 | |
| Outer Harbor (Area 3) | 318 | 9/28/2020 | 04 | 713 | S-318-20FSP20-04 | 3504 | 67131 | 5001500396 | Tharyx killariensis | 25 | |
| Outer Harbor (Area 3) | 318 | 9/28/2020 | 04 | 713 | S-318-20FSP20-04 | 3580 | 76083 | 5110019898 | Japonactaeon punctostriatus | 2 | |
| Outer Harbor (Area 3) | 318 | 9/28/2020 | 04 | 713 | S-318-20FSP20-04 | 3584 | 99002 | 6189069798 | Rathbunixa sayana | 2 | |
| Outer Harbor (Area 3) | 318 | 9/28/2020 | 04 | 713 | S-318-20FSP20-04 | 3586 | 67671 | 5001650202 | Sabellaria vulgaris | 9 | |
| Outer Harbor (Area 3) | 318 | 9/28/2020 | 04 | 713 | S-318-20FSP20-04 | 3597 | 93494 | 6169060898 | Rudilemboides naglei | 9 | |
| Outer Harbor (Area 3) | 318 | 9/28/2020 | 04 | 713 | S-318-20FSP20-04 | 3598 | 93458 | 6169069898 | Globosolembos smithi | 8 | |
| Outer Harbor (Area 3) | 318 | 9/28/2020 | 04 | 713 | S-318-20FSP20-04 | 3920 | 65762 | 5001230903 | Brania wellfleetensis | 18 | |
| Outer Harbor (Area 3) | 318 | 9/28/2020 | 04 | 713 | S-318-20FSP20-04 | 4519 | 66132 | 5001280104 | Glycinde solitaria | 3 | |
| Outer Harbor (Area 3) | 318 | 9/28/2020 | 04 | 713 | S-318-20FSP20-04 | 4544 | 66949 | 5001432006 | Scolelepis (Parascolelepis) texana | 1 | |
| Outer Harbor (Area 3) | 318 | 9/28/2020 | 04 | 713 | S-318-20FSP20-04 | 4595 | 73631 | 5105039798 | Cotonopsis lafresnayi | 2 | |
| Outer Harbor (Area 3) | 318 | 9/28/2020 | 04 | 713 | S-318-20FSP20-04 | 4609 | 65470 | 5001210103 | Gyptis vittata | 1 | |
| Outer Harbor (Area 3) | 318 | 9/28/2020 | 04 | 713 | S-318-20FSP20-04 | 4612 | 67027 | 5001430502 | Prionospio cirrifera | 1 | |
| Outer Harbor (Area 3) | 318 | 9/28/2020 | 04 | 713 | S-318-20FSP20-04 | 4615 | 66843 | 5001430597 | Prionospio heterobranchia | 9 | |
| Outer Harbor (Area 3) | 318 | 9/28/2020 | 04 | 713 | S-318-20FSP20-04 | 4618 | 65747 | 5001230897 | Sphaerosyllis taylori | 2 | |
| Outer Harbor (Area 3) | 318 | 9/28/2020 | 04 | 713 | S-318-20FSP20-04 | 4624 | 67147 | 5001500305 | Tharyx acutus | 26 | |
| Outer Harbor (Area 3) | 318 | 9/28/2020 | 04 | 713 | S-318-20FSP20-04 | 4626 | 66441 | 5001330201 | Arabella iricolor | 1 | |
| Outer Harbor (Area 3) | 318 | 9/28/2020 | 04 | 713 | S-318-20FSP20-04 | 4665 | 66426 | 5001330198 | Drilonereis longa | 2 | |
| Outer Harbor (Area 3) | 318 | 9/28/2020 | 04 | 713 | S-318-20FSP20-04 | 4666 | 67047 | 5001440104 | Magelona rosea | 2 | |
| Outer Harbor (Area 3) | 318 | 9/28/2020 | 04 | 713 | S-318-20FSP20-04 | 4689 | 65803 | 5001231599 | Syllides sp. | 2 | |
| Outer Harbor (Area 3) | 318 | 9/28/2020 | 04 | 713 | S-318-20FSP20-04 | 4887 | 67110 | 5001490302 | Spiochaetopterus costarum oculatus | 1 | |
| Outer Harbor (Area 3) | 318 | 9/28/2020 | 04 | 713 | S-318-20FSP20-04 | 4909 | 66054 | 5001250298 | Micronephthys neotena | 3 | |
| Outer Harbor (Area 3) | 318 | 9/28/2020 | 04 | 713 | S-318-20FSP20-04 | 4998 | 65722 | 5001230701 | Exogone dispar | 18 | |
| Outer Harbor (Area 3) | 318 | 9/28/2020 | 04 | 713 | S-318-20FSP20-04 | 5842 | | 5002050197 | Polygordius jouinae | 58 | |
| Outer Harbor (Area 3) | 318 | 9/28/2020 | 04 | 713 | S-318-20FSP20-04 | 6231 | 65813 | 5001231698 | Streptosyllis verrilli | 1 | |

| | | | | | | | | | | |
|---|---|---|---|---|---|---|---|---|---|---|
| Outer Harbor (Area 3) | 318 | 9/28/2020 | 04 | 713 | S-318-20FSP20-04 | 6430 | | 9300000001 | Unidentified eggs/egg cases | | 1 |
| Outer Harbor (Area 3) | 318 | 9/28/2020 | 04 | 713 | S-318-20FSP20-04 | 6431 | 93606 | 6169159794 | Monocorophium sextonae | 1 | |
| Outer Harbor (Area 3) | 318 | 9/28/2020 | 04 | 713 | S-318-20FSP20-04 | 8123202 | 80891 | 5515220401 | Laevicardium mortoni | 1 | |
| Lower Harbor (Area 2) | 204 | 9/29/2020 | 02 | 609 | S-204-20FSP20-02 | 69 | 66028 | 5001250115 | Nephtys incisa | 1 | |
| Lower Harbor (Area 2) | 204 | 9/29/2020 | 02 | 609 | S-204-20FSP20-02 | 88 | 66939 | 5001431801 | Streblospio benedicti | 26 | |
| Lower Harbor (Area 2) | 204 | 9/29/2020 | 02 | 609 | S-204-20FSP20-02 | 157 | 73552 | 5105039898 | Astyris lunata | 4 | |
| Lower Harbor (Area 2) | 204 | 9/29/2020 | 02 | 609 | S-204-20FSP20-02 | 203 | 81088 | 5515319898 | Ameritella agilis | 2 | |
| Lower Harbor (Area 2) | 204 | 9/29/2020 | 02 | 609 | S-204-20FSP20-02 | 252 | 93329 | 6169020108 | Ampelisca abdita | 2 | |
| Lower Harbor (Area 2) | 204 | 9/29/2020 | 02 | 609 | S-204-20FSP20-02 | 387 | 81511 | 5515471301 | Gemma gemma | 1 | |
| Lower Harbor (Area 2) | 204 | 9/29/2020 | 02 | 609 | S-204-20FSP20-02 | 393 | 65266 | 5001139798 | Hypereteone heteropoda | 4 | |
| Lower Harbor (Area 2) | 204 | 9/29/2020 | 02 | 609 | S-204-20FSP20-02 | 411 | 66653 | 5001409899 | Leitoscoloplos sp. | 44 | |
| Lower Harbor (Area 2) | 204 | 9/29/2020 | 02 | 609 | S-204-20FSP20-02 | 466 | 68422 | 5004000000 | Oligochaeta | 10 | |
| Lower Harbor (Area 2) | 204 | 9/29/2020 | 02 | 609 | S-204-20FSP20-02 | 678 | 90790 | 6154040110 | Leucon americanus | 11 | |
| Lower Harbor (Area 2) | 204 | 9/29/2020 | 02 | 609 | S-204-20FSP20-02 | 757 | 53963 | 39 | Platyhelminthes | 2 | |
| Lower Harbor (Area 2) | 204 | 9/29/2020 | 02 | 609 | S-204-20FSP20-02 | 770 | 67709 | 5001660302 | Pectinaria gouldii | 6 | |
| Lower Harbor (Area 2) | 204 | 9/29/2020 | 02 | 609 | S-204-20FSP20-02 | 1116 | 81496 | 5515471101 | Mercenaria mercenaria | 7 | |
| Lower Harbor (Area 2) | 204 | 9/29/2020 | 02 | 609 | S-204-20FSP20-02 | 1321 | 80959 | 5515250301 | Mulinia lateralis | 569 | |
| Lower Harbor (Area 2) | 204 | 9/29/2020 | 02 | 609 | S-204-20FSP20-02 | 1779 | 67439 | 5001600401 | Mediomastus ambiseta | 56 | |
| Lower Harbor (Area 2) | 204 | 9/29/2020 | 02 | 609 | S-204-20FSP20-02 | 1784 | 67438 | 5001600499 | Mediomastus sp. | 2 | |
| Lower Harbor (Area 2) | 204 | 9/29/2020 | 02 | 609 | S-204-20FSP20-02 | 1963 | 80711 | 5515140101 | Turtonia minuta | 1 | |
| Lower Harbor (Area 2) | 204 | 9/29/2020 | 02 | 609 | S-204-20FSP20-02 | 2040 | 59490 | 47 | Nematoda | | 1 |
| Lower Harbor (Area 2) | 204 | 9/29/2020 | 02 | 609 | S-204-20FSP20-02 | 4519 | 66132 | 5001280104 | Glycinde solitaria | 3 | |
| Lower Harbor (Area 2) | 204 | 9/29/2020 | 02 | 609 | S-204-20FSP20-02 | 4609 | 65470 | 5001210103 | Gyptis vittata | 4 | |
| Lower Harbor (Area 2) | 204 | 9/29/2020 | 02 | 609 | S-204-20FSP20-02 | 4629 | 81055 | 5515319698 | Macoploma tenta | 1 | |
| Lower Harbor (Area 2) | 204 | 9/29/2020 | 02 | 609 | S-204-20FSP20-02 | 6161 | 93643 | 6169150998 | Grandidierella japonica | 3 | |
| Lower Harbor (Area 2) | 204 | 9/29/2020 | 04 | 611 | S-204-20FSP20-04 | 88 | 66939 | 5001431801 | Streblospio benedicti | 25 | |
| Lower Harbor (Area 2) | 204 | 9/29/2020 | 04 | 611 | S-204-20FSP20-04 | 178 | 79132 | 5502020204 | Nucula proxima | 1 | |
| Lower Harbor (Area 2) | 204 | 9/29/2020 | 04 | 611 | S-204-20FSP20-04 | 381 | 66600 | 5001409898 | Leitoscoloplos robustus | 1 | |
| Lower Harbor (Area 2) | 204 | 9/29/2020 | 04 | 611 | S-204-20FSP20-04 | 393 | 65266 | 5001139798 | Hypereteone heteropoda | 1 | |
| Lower Harbor (Area 2) | 204 | 9/29/2020 | 04 | 611 | S-204-20FSP20-04 | 411 | 66653 | 5001409899 | Leitoscoloplos sp. | 50 | |
| Lower Harbor (Area 2) | 204 | 9/29/2020 | 04 | 611 | S-204-20FSP20-04 | 466 | 68422 | 5004000000 | Oligochaeta | 31 | |
| Lower Harbor (Area 2) | 204 | 9/29/2020 | 04 | 611 | S-204-20FSP20-04 | 678 | 90790 | 6154040110 | Leucon americanus | 18 | |
| Lower Harbor (Area 2) | 204 | 9/29/2020 | 04 | 611 | S-204-20FSP20-04 | 770 | 67709 | 5001660302 | Pectinaria gouldii | 3 | |
| Lower Harbor (Area 2) | 204 | 9/29/2020 | 04 | 611 | S-204-20FSP20-04 | 1116 | 81496 | 5515471101 | Mercenaria mercenaria | 8 | |
| Lower Harbor (Area 2) | 204 | 9/29/2020 | 04 | 611 | S-204-20FSP20-04 | 1321 | 80959 | 5515250301 | Mulinia lateralis | 190 | |
| Lower Harbor (Area 2) | 204 | 9/29/2020 | 04 | 611 | S-204-20FSP20-04 | 1779 | 67439 | 5001600401 | Mediomastus ambiseta | 52 | |
| Lower Harbor (Area 2) | 204 | 9/29/2020 | 04 | 611 | S-204-20FSP20-04 | 1784 | 67438 | 5001600499 | Mediomastus sp. | 2 | |
| Lower Harbor (Area 2) | 204 | 9/29/2020 | 04 | 611 | S-204-20FSP20-04 | 2040 | 59490 | 47 | Nematoda | | 1 |
| Lower Harbor (Area 2) | 204 | 9/29/2020 | 04 | 611 | S-204-20FSP20-04 | 4519 | 66132 | 5001280104 | Glycinde solitaria | 3 | |
| Lower Harbor (Area 2) | 204 | 9/29/2020 | 04 | 611 | S-204-20FSP20-04 | 4629 | 81055 | 5515319698 | Macoploma tenta | 3 | |
| Lower Harbor (Area 2) | 204 | 9/29/2020 | 04 | 611 | S-204-20FSP20-04 | 6161 | 93643 | 6169150998 | Grandidierella japonica | 1 | |

| | | | | | | | | | | |
|---|---|---|---|---|---|---|---|---|---|---|
| Lower Harbor (Area 2) | 207 | 9/29/2020 | 02 | 612 | S-207-20FSP20-02 | 88 | 66939 | 5001431801 | Streblospio benedicti | 126 | |
| Lower Harbor (Area 2) | 207 | 9/29/2020 | 02 | 612 | S-207-20FSP20-02 | 91 | 204501 | 5001430498 | Polydora cornuta | 3 | |
| Lower Harbor (Area 2) | 207 | 9/29/2020 | 02 | 612 | S-207-20FSP20-02 | 178 | 79132 | 5502020204 | Nucula proxima | 1 | |
| Lower Harbor (Area 2) | 207 | 9/29/2020 | 02 | 612 | S-207-20FSP20-02 | 247 | 544186 | 6162020798 | Edotia triloba | 1 | |
| Lower Harbor (Area 2) | 207 | 9/29/2020 | 02 | 612 | S-207-20FSP20-02 | 257 | 93477 | 6169060401 | Microdeutopus gryllotalpa | 7 | |
| Lower Harbor (Area 2) | 207 | 9/29/2020 | 02 | 612 | S-207-20FSP20-02 | 387 | 81511 | 5515471301 | Gemma gemma | 231 | |
| Lower Harbor (Area 2) | 207 | 9/29/2020 | 02 | 612 | S-207-20FSP20-02 | 393 | 65266 | 5001139798 | Hypereteone heteropoda | 18 | |
| Lower Harbor (Area 2) | 207 | 9/29/2020 | 02 | 612 | S-207-20FSP20-02 | 411 | 66653 | 5001409899 | Leitoscoloplos sp. | 154 | |
| Lower Harbor (Area 2) | 207 | 9/29/2020 | 02 | 612 | S-207-20FSP20-02 | 450 | 66106 | 5001270104 | Glycera americana | 1 | |
| Lower Harbor (Area 2) | 207 | 9/29/2020 | 02 | 612 | S-207-20FSP20-02 | 466 | 68422 | 5004000000 | Oligochaeta | 37 | |
| Lower Harbor (Area 2) | 207 | 9/29/2020 | 02 | 612 | S-207-20FSP20-02 | 642 | 65366 | 5001130108 | Phyllodoce arenae | 1 | |
| Lower Harbor (Area 2) | 207 | 9/29/2020 | 02 | 612 | S-207-20FSP20-02 | 678 | 90790 | 6154040110 | Leucon americanus | 1 | |
| Lower Harbor (Area 2) | 207 | 9/29/2020 | 02 | 612 | S-207-20FSP20-02 | 770 | 67709 | 5001660302 | Pectinaria gouldii | 6 | |
| Lower Harbor (Area 2) | 207 | 9/29/2020 | 02 | 612 | S-207-20FSP20-02 | 1199 | 65477 | 5001210201 | Microphthalmus sczelkowii | 1 | |
| Lower Harbor (Area 2) | 207 | 9/29/2020 | 02 | 612 | S-207-20FSP20-02 | 1321 | 80959 | 5515250301 | Mulinia lateralis | 36 | |
| Lower Harbor (Area 2) | 207 | 9/29/2020 | 02 | 612 | S-207-20FSP20-02 | 1779 | 67439 | 5001600401 | Mediomastus ambiseta | 7 | |
| Lower Harbor (Area 2) | 207 | 9/29/2020 | 02 | 612 | S-207-20FSP20-02 | 1983 | 76258 | 5110129898 | Haminella solitaria | 5 | |
| Lower Harbor (Area 2) | 207 | 9/29/2020 | 02 | 612 | S-207-20FSP20-02 | 2040 | 59490 | 47 | Nematoda | | 1 |
| Lower Harbor (Area 2) | 207 | 9/29/2020 | 02 | 612 | S-207-20FSP20-02 | 2071 | 65870 | 500124 | Nereididae | 1 | |
| Lower Harbor (Area 2) | 207 | 9/29/2020 | 02 | 612 | S-207-20FSP20-02 | 3580 | 76083 | 5110019898 | Japonactaeon punctostriatus | 1 | |
| Lower Harbor (Area 2) | 207 | 9/29/2020 | 02 | 612 | S-207-20FSP20-02 | 4519 | 66132 | 5001280104 | Glycinde solitaria | 9 | |
| Lower Harbor (Area 2) | 207 | 9/29/2020 | 02 | 612 | S-207-20FSP20-02 | 4609 | 65470 | 5001210103 | Gyptis vittata | 7 | |
| Lower Harbor (Area 2) | 207 | 9/29/2020 | 02 | 612 | S-207-20FSP20-02 | 4624 | 67147 | 5001500305 | Tharyx acutus | 4 | |
| Lower Harbor (Area 2) | 207 | 9/29/2020 | 02 | 612 | S-207-20FSP20-02 | 4629 | 81055 | 5515319698 | Macoploma tenta | 2 | |
| Lower Harbor (Area 2) | 207 | 9/29/2020 | 02 | 612 | S-207-20FSP20-02 | 6161 | 93643 | 6169150998 | Grandidierella japonica | 36 | |
| Lower Harbor (Area 2) | 207 | 9/29/2020 | 03 | 613 | S-207-20FSP20-03 | 88 | 66939 | 5001431801 | Streblospio benedicti | 79 | |
| Lower Harbor (Area 2) | 207 | 9/29/2020 | 03 | 613 | S-207-20FSP20-03 | 381 | 66600 | 5001409898 | Leitoscoloplos robustus | 7 | |
| Lower Harbor (Area 2) | 207 | 9/29/2020 | 03 | 613 | S-207-20FSP20-03 | 387 | 81511 | 5515471301 | Gemma gemma | 94 | |
| Lower Harbor (Area 2) | 207 | 9/29/2020 | 03 | 613 | S-207-20FSP20-03 | 393 | 65266 | 5001139798 | Hypereteone heteropoda | 9 | |
| Lower Harbor (Area 2) | 207 | 9/29/2020 | 03 | 613 | S-207-20FSP20-03 | 411 | 66653 | 5001409899 | Leitoscoloplos sp. | 150 | |
| Lower Harbor (Area 2) | 207 | 9/29/2020 | 03 | 613 | S-207-20FSP20-03 | 466 | 68422 | 5004000000 | Oligochaeta | 32 | |
| Lower Harbor (Area 2) | 207 | 9/29/2020 | 03 | 613 | S-207-20FSP20-03 | 641 | 65267 | 5001139797 | Hypereteone lactea | 1 | |
| Lower Harbor (Area 2) | 207 | 9/29/2020 | 03 | 613 | S-207-20FSP20-03 | 770 | 67709 | 5001660302 | Pectinaria gouldii | 8 | |
| Lower Harbor (Area 2) | 207 | 9/29/2020 | 03 | 613 | S-207-20FSP20-03 | 1321 | 80959 | 5515250301 | Mulinia lateralis | 6 | |
| Lower Harbor (Area 2) | 207 | 9/29/2020 | 03 | 613 | S-207-20FSP20-03 | 1779 | 67439 | 5001600401 | Mediomastus ambiseta | 7 | |
| Lower Harbor (Area 2) | 207 | 9/29/2020 | 03 | 613 | S-207-20FSP20-03 | 1983 | 76258 | 5110129898 | Haminella solitaria | 4 | |
| Lower Harbor (Area 2) | 207 | 9/29/2020 | 03 | 613 | S-207-20FSP20-03 | 2040 | 59490 | 47 | Nematoda | | 1 |
| Lower Harbor (Area 2) | 207 | 9/29/2020 | 03 | 613 | S-207-20FSP20-03 | 4519 | 66132 | 5001280104 | Glycinde solitaria | 2 | |
| Lower Harbor (Area 2) | 207 | 9/29/2020 | 03 | 613 | S-207-20FSP20-03 | 4609 | 65470 | 5001210103 | Gyptis vittata | 16 | |
| Lower Harbor (Area 2) | 207 | 9/29/2020 | 03 | 613 | S-207-20FSP20-03 | 4624 | 67147 | 5001500305 | Tharyx acutus | 3 | |
| Lower Harbor (Area 2) | 207 | 9/29/2020 | 03 | 613 | S-207-20FSP20-03 | 4629 | 81055 | 5515319698 | Macoploma tenta | 2 | |

| | | | | | | | | | | |
|---|---|---|---|---|---|---|---|---|---|---|
| Lower Harbor (Area 2) | 207 | 9/29/2020 | 03 | 613 | S-207-20FSP20-03 | 5707 | 81274 | 5515330202 | Tagelus divisus | 1 | |
| Lower Harbor (Area 2) | 207 | 9/29/2020 | 03 | 613 | S-207-20FSP20-03 | 6083 | 67415 | 5001600197 | Capitella capitata complex | 1 | |
| Lower Harbor (Area 2) | 207 | 9/29/2020 | 03 | 613 | S-207-20FSP20-03 | 6161 | 93643 | 6169150998 | Grandidierella japonica | 8 | |
| Lower Harbor (Area 2) | 208 | 9/29/2020 | 02 | 615 | S-208-20FSP20-02 | 88 | 66939 | 5001431801 | Streblospio benedicti | 574 | |
| Lower Harbor (Area 2) | 208 | 9/29/2020 | 02 | 615 | S-208-20FSP20-02 | 91 | 204501 | 5001430498 | Polydora cornuta | 10 | |
| Lower Harbor (Area 2) | 208 | 9/29/2020 | 02 | 615 | S-208-20FSP20-02 | 178 | 79132 | 5502020204 | Nucula proxima | 1 | |
| Lower Harbor (Area 2) | 208 | 9/29/2020 | 02 | 615 | S-208-20FSP20-02 | 203 | 81088 | 5515319898 | Ameritella agilis | 1 | |
| Lower Harbor (Area 2) | 208 | 9/29/2020 | 02 | 615 | S-208-20FSP20-02 | 247 | 544186 | 6162020798 | Edotia triloba | 1 | |
| Lower Harbor (Area 2) | 208 | 9/29/2020 | 02 | 615 | S-208-20FSP20-02 | 252 | 93329 | 6169020108 | Ampelisca abdita | 5 | |
| Lower Harbor (Area 2) | 208 | 9/29/2020 | 02 | 615 | S-208-20FSP20-02 | 381 | 66600 | 5001409898 | Leitoscoloplos robustus | 16 | |
| Lower Harbor (Area 2) | 208 | 9/29/2020 | 02 | 615 | S-208-20FSP20-02 | 387 | 81511 | 5515471301 | Gemma gemma | 398 | |
| Lower Harbor (Area 2) | 208 | 9/29/2020 | 02 | 615 | S-208-20FSP20-02 | 393 | 65266 | 5001139798 | Hypereteone heteropoda | 12 | |
| Lower Harbor (Area 2) | 208 | 9/29/2020 | 02 | 615 | S-208-20FSP20-02 | 411 | 66653 | 5001409899 | Leitoscoloplos sp. | 89 | |
| Lower Harbor (Area 2) | 208 | 9/29/2020 | 02 | 615 | S-208-20FSP20-02 | 450 | 66106 | 5001270104 | Glycera americana | 1 | |
| Lower Harbor (Area 2) | 208 | 9/29/2020 | 02 | 615 | S-208-20FSP20-02 | 466 | 68422 | 5004000000 | Oligochaeta | 13 | |
| Lower Harbor (Area 2) | 208 | 9/29/2020 | 02 | 615 | S-208-20FSP20-02 | 506 | 66868 | 5001430704 | Spio setosa | 13 | |
| Lower Harbor (Area 2) | 208 | 9/29/2020 | 02 | 615 | S-208-20FSP20-02 | 550 | 75503 | 5108010134 | Odostomia eburnea | 1 | |
| Lower Harbor (Area 2) | 208 | 9/29/2020 | 02 | 615 | S-208-20FSP20-02 | 558 | 66864 | 5001430799 | Spio sp. | 3 | |
| Lower Harbor (Area 2) | 208 | 9/29/2020 | 02 | 615 | S-208-20FSP20-02 | 640 | 65084 | 5001060302 | Sthenelais boa | 1 | |
| Lower Harbor (Area 2) | 208 | 9/29/2020 | 02 | 615 | S-208-20FSP20-02 | 642 | 65366 | 5001130108 | Phyllodoce arenae | 1 | |
| Lower Harbor (Area 2) | 208 | 9/29/2020 | 02 | 615 | S-208-20FSP20-02 | 644 | 65478 | 5001210202 | Microphthalmus aberrans | 4 | |
| Lower Harbor (Area 2) | 208 | 9/29/2020 | 02 | 615 | S-208-20FSP20-02 | 650 | 65895 | 5001240396 | Neanthes arenaceodentata | 18 | |
| Lower Harbor (Area 2) | 208 | 9/29/2020 | 02 | 615 | S-208-20FSP20-02 | 678 | 90790 | 6154040110 | Leucon americanus | 1 | |
| Lower Harbor (Area 2) | 208 | 9/29/2020 | 02 | 615 | S-208-20FSP20-02 | 770 | 67709 | 5001660302 | Pectinaria gouldii | 3 | |
| Lower Harbor (Area 2) | 208 | 9/29/2020 | 02 | 615 | S-208-20FSP20-02 | 1116 | 81496 | 5515471101 | Mercenaria mercenaria | 7 | |
| Lower Harbor (Area 2) | 208 | 9/29/2020 | 02 | 615 | S-208-20FSP20-02 | 1124 | 65476 | 5001210299 | Microphthalmus sp. | 1 | |
| Lower Harbor (Area 2) | 208 | 9/29/2020 | 02 | 615 | S-208-20FSP20-02 | 1127 | 88530 | 6120 | Cyclopoida | 1 | |
| Lower Harbor (Area 2) | 208 | 9/29/2020 | 02 | 615 | S-208-20FSP20-02 | 1321 | 80959 | 5515250301 | Mulinia lateralis | 19 | |
| Lower Harbor (Area 2) | 208 | 9/29/2020 | 02 | 615 | S-208-20FSP20-02 | 1779 | 67439 | 5001600401 | Mediomastus ambiseta | 43 | |
| Lower Harbor (Area 2) | 208 | 9/29/2020 | 02 | 615 | S-208-20FSP20-02 | 1784 | 67438 | 5001600499 | Mediomastus sp. | 10 | |
| Lower Harbor (Area 2) | 208 | 9/29/2020 | 02 | 615 | S-208-20FSP20-02 | 1983 | 76258 | 5110129898 | Haminella solitaria | 10 | |
| Lower Harbor (Area 2) | 208 | 9/29/2020 | 02 | 615 | S-208-20FSP20-02 | 2040 | 59490 | 47 | Nematoda | | 1 |
| Lower Harbor (Area 2) | 208 | 9/29/2020 | 02 | 615 | S-208-20FSP20-02 | 2066 | 67116 | 5001500000 | Cirratulidae | 1 | |
| Lower Harbor (Area 2) | 208 | 9/29/2020 | 02 | 615 | S-208-20FSP20-02 | 3492 | 67440 | 5001600402 | Mediomastus californiensis | 2 | |
| Lower Harbor (Area 2) | 208 | 9/29/2020 | 02 | 615 | S-208-20FSP20-02 | 3580 | 76083 | 5110019898 | Japonactaeon punctostriatus | 12 | |
| Lower Harbor (Area 2) | 208 | 9/29/2020 | 02 | 615 | S-208-20FSP20-02 | 4519 | 66132 | 5001280104 | Glycinde solitaria | 18 | |
| Lower Harbor (Area 2) | 208 | 9/29/2020 | 02 | 615 | S-208-20FSP20-02 | 4609 | 65470 | 5001210103 | Gyptis vittata | 12 | |
| Lower Harbor (Area 2) | 208 | 9/29/2020 | 02 | 615 | S-208-20FSP20-02 | 4615 | 66843 | 5001430597 | Prionospio heterobranchia | 1 | |
| Lower Harbor (Area 2) | 208 | 9/29/2020 | 02 | 615 | S-208-20FSP20-02 | 4624 | 67147 | 5001500305 | Tharyx acutus | 25 | |
| Lower Harbor (Area 2) | 208 | 9/29/2020 | 02 | 615 | S-208-20FSP20-02 | 4887 | 67110 | 5001490302 | Spiochaetopterus costarum oculatus | 9 | |
| Lower Harbor (Area 2) | 208 | 9/29/2020 | 02 | 615 | S-208-20FSP20-02 | 5806 | 49449 | 370397 | Corymorphidae | 7 | |

| | | | | | | | | | | |
|---|---|---|---|---|---|---|---|---|---|---|
| Lower Harbor (Area 2) | 208 | 9/29/2020 | 02 | 615 | S-208-20FSP20-02 | 6161 | 93643 | 6169150998 | Grandidierella japonica | 100 | |
| Lower Harbor (Area 2) | 208 | 9/29/2020 | 02 | 615 | S-208-20FSP20-02 | 6430 | | 9300000001 | Unidentified eggs/egg cases | | 1 |
| Lower Harbor (Area 2) | 208 | 9/29/2020 | 02 | 615 | S-208-20FSP20-02 | 9241120 | 88960 | 6120060199 | Hemicyclops sp. | 2 | |
| Lower Harbor (Area 2) | 208 | 9/29/2020 | 04 | 617 | S-208-20FSP20-04 | 88 | 66939 | 5001431801 | Streblospio benedicti | 305 | |
| Lower Harbor (Area 2) | 208 | 9/29/2020 | 04 | 617 | S-208-20FSP20-04 | 91 | 204501 | 5001430498 | Polydora cornuta | 7 | |
| Lower Harbor (Area 2) | 208 | 9/29/2020 | 04 | 617 | S-208-20FSP20-04 | 203 | 81088 | 5515319898 | Ameritella agilis | 2 | |
| Lower Harbor (Area 2) | 208 | 9/29/2020 | 04 | 617 | S-208-20FSP20-04 | 252 | 93329 | 6169020108 | Ampelisca abdita | 10 | |
| Lower Harbor (Area 2) | 208 | 9/29/2020 | 04 | 617 | S-208-20FSP20-04 | 381 | 66600 | 5001409898 | Leitoscoloplos robustus | 13 | |
| Lower Harbor (Area 2) | 208 | 9/29/2020 | 04 | 617 | S-208-20FSP20-04 | 387 | 81511 | 5515471301 | Gemma gemma | 51 | |
| Lower Harbor (Area 2) | 208 | 9/29/2020 | 04 | 617 | S-208-20FSP20-04 | 391 | 67420 | 5001600201 | Heteromastus filiformis | 4 | |
| Lower Harbor (Area 2) | 208 | 9/29/2020 | 04 | 617 | S-208-20FSP20-04 | 393 | 65266 | 5001139798 | Hypereteone heteropoda | 18 | |
| Lower Harbor (Area 2) | 208 | 9/29/2020 | 04 | 617 | S-208-20FSP20-04 | 411 | 66653 | 5001409899 | Leitoscoloplos sp. | 78 | |
| Lower Harbor (Area 2) | 208 | 9/29/2020 | 04 | 617 | S-208-20FSP20-04 | 450 | 66106 | 5001270104 | Glycera americana | 1 | |
| Lower Harbor (Area 2) | 208 | 9/29/2020 | 04 | 617 | S-208-20FSP20-04 | 462 | 57411 | 4300000000 | Nemertea | 1 | |
| Lower Harbor (Area 2) | 208 | 9/29/2020 | 04 | 617 | S-208-20FSP20-04 | 466 | 68422 | 5004000000 | Oligochaeta | 38 | |
| Lower Harbor (Area 2) | 208 | 9/29/2020 | 04 | 617 | S-208-20FSP20-04 | 506 | 66868 | 5001430704 | Spio setosa | 4 | |
| Lower Harbor (Area 2) | 208 | 9/29/2020 | 04 | 617 | S-208-20FSP20-04 | 521 | 567846 | 5515319798 | Limecola balthica | 1 | |
| Lower Harbor (Area 2) | 208 | 9/29/2020 | 04 | 617 | S-208-20FSP20-04 | 558 | 66864 | 5001430799 | Spio sp. | 1 | |
| Lower Harbor (Area 2) | 208 | 9/29/2020 | 04 | 617 | S-208-20FSP20-04 | 640 | 65084 | 5001060302 | Sthenelais boa | 1 | |
| Lower Harbor (Area 2) | 208 | 9/29/2020 | 04 | 617 | S-208-20FSP20-04 | 641 | 65267 | 5001139797 | Hypereteone lactea | 1 | |
| Lower Harbor (Area 2) | 208 | 9/29/2020 | 04 | 617 | S-208-20FSP20-04 | 642 | 65366 | 5001130108 | Phyllodoce arenae | 1 | |
| Lower Harbor (Area 2) | 208 | 9/29/2020 | 04 | 617 | S-208-20FSP20-04 | 644 | 65478 | 5001210202 | Microphthalmus aberrans | 1 | |
| Lower Harbor (Area 2) | 208 | 9/29/2020 | 04 | 617 | S-208-20FSP20-04 | 650 | 65895 | 5001240396 | Neanthes arenaceodentata | 16 | |
| Lower Harbor (Area 2) | 208 | 9/29/2020 | 04 | 617 | S-208-20FSP20-04 | 668 | 68222 | 5001709798 | Parasabella microphthalma | 1 | |
| Lower Harbor (Area 2) | 208 | 9/29/2020 | 04 | 617 | S-208-20FSP20-04 | 770 | 67709 | 5001660302 | Pectinaria gouldii | 4 | |
| Lower Harbor (Area 2) | 208 | 9/29/2020 | 04 | 617 | S-208-20FSP20-04 | 1065 | 51938 | 3740 | Anthozoa | 1 | |
| Lower Harbor (Area 2) | 208 | 9/29/2020 | 04 | 617 | S-208-20FSP20-04 | 1116 | 81496 | 5515471101 | Mercenaria mercenaria | 4 | |
| Lower Harbor (Area 2) | 208 | 9/29/2020 | 04 | 617 | S-208-20FSP20-04 | 1321 | 80959 | 5515250301 | Mulinia lateralis | 9 | |
| Lower Harbor (Area 2) | 208 | 9/29/2020 | 04 | 617 | S-208-20FSP20-04 | 1779 | 67439 | 5001600401 | Mediomastus ambiseta | 17 | |
| Lower Harbor (Area 2) | 208 | 9/29/2020 | 04 | 617 | S-208-20FSP20-04 | 1784 | 67438 | 5001600499 | Mediomastus sp. | 7 | |
| Lower Harbor (Area 2) | 208 | 9/29/2020 | 04 | 617 | S-208-20FSP20-04 | 1983 | 76258 | 5110129898 | Haminella solitaria | 10 | |
| Lower Harbor (Area 2) | 208 | 9/29/2020 | 04 | 617 | S-208-20FSP20-04 | 2066 | 67116 | 5001500000 | Cirratulidae | 3 | |
| Lower Harbor (Area 2) | 208 | 9/29/2020 | 04 | 617 | S-208-20FSP20-04 | 3580 | 76083 | 5110019898 | Japonactaeon punctostriatus | 11 | |
| Lower Harbor (Area 2) | 208 | 9/29/2020 | 04 | 617 | S-208-20FSP20-04 | 4519 | 66132 | 5001280104 | Glycinde solitaria | 13 | |
| Lower Harbor (Area 2) | 208 | 9/29/2020 | 04 | 617 | S-208-20FSP20-04 | 4609 | 65470 | 5001210103 | Gyptis vittata | 8 | |
| Lower Harbor (Area 2) | 208 | 9/29/2020 | 04 | 617 | S-208-20FSP20-04 | 4624 | 67147 | 5001500305 | Tharyx acutus | 9 | |
| Lower Harbor (Area 2) | 208 | 9/29/2020 | 04 | 617 | S-208-20FSP20-04 | 4833 | 67450 | 5001600198 | Capitella jonesi | 2 | |
| Lower Harbor (Area 2) | 208 | 9/29/2020 | 04 | 617 | S-208-20FSP20-04 | 6083 | 67415 | 5001600197 | Capitella capitata complex | 2 | |
| Lower Harbor (Area 2) | 208 | 9/29/2020 | 04 | 617 | S-208-20FSP20-04 | 6161 | 93643 | 6169150998 | Grandidierella japonica | 61 | |
| Lower Harbor (Area 2) | 211 | 9/29/2020 | 02 | 618 | S-211-20FSP20-02 | 411 | 66653 | 5001409899 | Leitoscoloplos sp. | 24 | |
| Lower Harbor (Area 2) | 211 | 9/29/2020 | 02 | 618 | S-211-20FSP20-02 | 466 | 68422 | 5004000000 | Oligochaeta | 2 | |

| | | | | | | | | | | |
|---|---|---|---|---|---|---|---|---|---|---|
| Lower Harbor (Area 2) | 211 | 9/29/2020 | 02 | 618 | S-211-20FSP20-02 | 678 | 90790 | 6154040110 | Leucon americanus | 1 | |
| Lower Harbor (Area 2) | 211 | 9/29/2020 | 02 | 618 | S-211-20FSP20-02 | 770 | 67709 | 5001660302 | Pectinaria gouldii | 2 | |
| Lower Harbor (Area 2) | 211 | 9/29/2020 | 02 | 618 | S-211-20FSP20-02 | 1116 | 81496 | 5515471101 | Mercenaria mercenaria | 5 | |
| Lower Harbor (Area 2) | 211 | 9/29/2020 | 02 | 618 | S-211-20FSP20-02 | 1321 | 80959 | 5515250301 | Mulinia lateralis | 107 | |
| Lower Harbor (Area 2) | 211 | 9/29/2020 | 02 | 618 | S-211-20FSP20-02 | 1779 | 67439 | 5001600401 | Mediomastus ambiseta | 3 | |
| Lower Harbor (Area 2) | 211 | 9/29/2020 | 02 | 618 | S-211-20FSP20-02 | 1784 | 67438 | 5001600499 | Mediomastus sp. | 3 | |
| Lower Harbor (Area 2) | 211 | 9/29/2020 | 02 | 618 | S-211-20FSP20-02 | 2040 | 59490 | 47 | Nematoda | | 1 |
| Lower Harbor (Area 2) | 211 | 9/29/2020 | 02 | 618 | S-211-20FSP20-02 | 4609 | 65470 | 5001210103 | Gyptis vittata | 2 | |
| Lower Harbor (Area 2) | 211 | 9/29/2020 | 02 | 618 | S-211-20FSP20-02 | 4629 | 81055 | 5515319698 | Macoploma tenta | 11 | |
| Lower Harbor (Area 2) | 211 | 9/29/2020 | 02 | 618 | S-211-20FSP20-02 | 6303 | 65258 | 5001139799 | Hypereteone sp. | 1 | |
| Lower Harbor (Area 2) | 211 | 9/29/2020 | 04 | 620 | S-211-20FSP20-04 | 203 | 81088 | 5515319898 | Ameritella agilis | 14 | |
| Lower Harbor (Area 2) | 211 | 9/29/2020 | 04 | 620 | S-211-20FSP20-04 | 381 | 66600 | 5001409898 | Leitoscoloplos robustus | 1 | |
| Lower Harbor (Area 2) | 211 | 9/29/2020 | 04 | 620 | S-211-20FSP20-04 | 393 | 65266 | 5001139798 | Hypereteone heteropoda | 2 | |
| Lower Harbor (Area 2) | 211 | 9/29/2020 | 04 | 620 | S-211-20FSP20-04 | 411 | 66653 | 5001409899 | Leitoscoloplos sp. | 20 | |
| Lower Harbor (Area 2) | 211 | 9/29/2020 | 04 | 620 | S-211-20FSP20-04 | 466 | 68422 | 5004000000 | Oligochaeta | 2 | |
| Lower Harbor (Area 2) | 211 | 9/29/2020 | 04 | 620 | S-211-20FSP20-04 | 770 | 67709 | 5001660302 | Pectinaria gouldii | 2 | |
| Lower Harbor (Area 2) | 211 | 9/29/2020 | 04 | 620 | S-211-20FSP20-04 | 1116 | 81496 | 5515471101 | Mercenaria mercenaria | 6 | |
| Lower Harbor (Area 2) | 211 | 9/29/2020 | 04 | 620 | S-211-20FSP20-04 | 1321 | 80959 | 5515250301 | Mulinia lateralis | 117 | |
| Lower Harbor (Area 2) | 211 | 9/29/2020 | 04 | 620 | S-211-20FSP20-04 | 1779 | 67439 | 5001600401 | Mediomastus ambiseta | 7 | |
| Lower Harbor (Area 2) | 211 | 9/29/2020 | 04 | 620 | S-211-20FSP20-04 | 2040 | 59490 | 47 | Nematoda | | 1 |
| Lower Harbor (Area 2) | 211 | 9/29/2020 | 04 | 620 | S-211-20FSP20-04 | 2066 | 67116 | 5001500000 | Cirratulidae | 1 | |
| Lower Harbor (Area 2) | 211 | 9/29/2020 | 04 | 620 | S-211-20FSP20-04 | 4519 | 66132 | 5001280104 | Glycinde solitaria | 4 | |
| Lower Harbor (Area 2) | 211 | 9/29/2020 | 04 | 620 | S-211-20FSP20-04 | 4609 | 65470 | 5001210103 | Gyptis vittata | 4 | |
| Lower Harbor (Area 2) | 211 | 9/29/2020 | 04 | 620 | S-211-20FSP20-04 | 4612 | 67027 | 5001430502 | Prionospio cirrifera | 1 | |
| Lower Harbor (Area 2) | 212 | 9/29/2020 | 02 | 621 | S-212-20FSP20-02 | 91 | 204501 | 5001430498 | Polydora cornuta | 1 | |
| Lower Harbor (Area 2) | 212 | 9/29/2020 | 02 | 621 | S-212-20FSP20-02 | 202 | 81032 | 551531 | Tellinidae | 1 | |
| Lower Harbor (Area 2) | 212 | 9/29/2020 | 02 | 621 | S-212-20FSP20-02 | 203 | 81088 | 5515319898 | Ameritella agilis | 1 | |
| Lower Harbor (Area 2) | 212 | 9/29/2020 | 02 | 621 | S-212-20FSP20-02 | 252 | 93329 | 6169020108 | Ampelisca abdita | 2 | |
| Lower Harbor (Area 2) | 212 | 9/29/2020 | 02 | 621 | S-212-20FSP20-02 | 381 | 66600 | 5001409898 | Leitoscoloplos robustus | 6 | |
| Lower Harbor (Area 2) | 212 | 9/29/2020 | 02 | 621 | S-212-20FSP20-02 | 387 | 81511 | 5515471301 | Gemma gemma | 39 | |
| Lower Harbor (Area 2) | 212 | 9/29/2020 | 02 | 621 | S-212-20FSP20-02 | 393 | 65266 | 5001139798 | Hypereteone heteropoda | 2 | |
| Lower Harbor (Area 2) | 212 | 9/29/2020 | 02 | 621 | S-212-20FSP20-02 | 411 | 66653 | 5001409899 | Leitoscoloplos sp. | 114 | |
| Lower Harbor (Area 2) | 212 | 9/29/2020 | 02 | 621 | S-212-20FSP20-02 | 466 | 68422 | 5004000000 | Oligochaeta | 12 | |
| Lower Harbor (Area 2) | 212 | 9/29/2020 | 02 | 621 | S-212-20FSP20-02 | 651 | 65917 | 5001249798 | Alitta succinea | 1 | |
| Lower Harbor (Area 2) | 212 | 9/29/2020 | 02 | 621 | S-212-20FSP20-02 | 678 | 90790 | 6154040110 | Leucon americanus | 3 | |
| Lower Harbor (Area 2) | 212 | 9/29/2020 | 02 | 621 | S-212-20FSP20-02 | 770 | 67709 | 5001660302 | Pectinaria gouldii | 4 | |
| Lower Harbor (Area 2) | 212 | 9/29/2020 | 02 | 621 | S-212-20FSP20-02 | 1116 | 81496 | 5515471101 | Mercenaria mercenaria | 7 | |
| Lower Harbor (Area 2) | 212 | 9/29/2020 | 02 | 621 | S-212-20FSP20-02 | 1321 | 80959 | 5515250301 | Mulinia lateralis | 175 | |
| Lower Harbor (Area 2) | 212 | 9/29/2020 | 02 | 621 | S-212-20FSP20-02 | 1630 | 49470 | 370401 | Campanulariidae | | 1 |
| Lower Harbor (Area 2) | 212 | 9/29/2020 | 02 | 621 | S-212-20FSP20-02 | 1779 | 67439 | 5001600401 | Mediomastus ambiseta | 22 | |
| Lower Harbor (Area 2) | 212 | 9/29/2020 | 02 | 621 | S-212-20FSP20-02 | 1784 | 67438 | 5001600499 | Mediomastus sp. | 1 | |

| | | | | | | | | | | |
|---|---|---|---|---|---|---|---|---|---|---|
| Lower Harbor (Area 2) | 212 | 9/29/2020 | 02 | 621 | S-212-20FSP20-02 | 1793 | 67947 | 5001680707 | Pista palmata | 1 | |
| Lower Harbor (Area 2) | 212 | 9/29/2020 | 02 | 621 | S-212-20FSP20-02 | 1983 | 76258 | 5110129898 | Haminella solitaria | 4 | |
| Lower Harbor (Area 2) | 212 | 9/29/2020 | 02 | 621 | S-212-20FSP20-02 | 3580 | 76083 | 5110019898 | Japonactaeon punctostriatus | 5 | |
| Lower Harbor (Area 2) | 212 | 9/29/2020 | 02 | 621 | S-212-20FSP20-02 | 4519 | 66132 | 5001280104 | Glycinde solitaria | 4 | |
| Lower Harbor (Area 2) | 212 | 9/29/2020 | 02 | 621 | S-212-20FSP20-02 | 4609 | 65470 | 5001210103 | Gyptis vittata | 4 | |
| Lower Harbor (Area 2) | 212 | 9/29/2020 | 02 | 621 | S-212-20FSP20-02 | 4629 | 81055 | 5515319698 | Macoploma tenta | 5 | |
| Lower Harbor (Area 2) | 212 | 9/29/2020 | 02 | 621 | S-212-20FSP20-02 | 6161 | 93643 | 6169150998 | Grandidierella japonica | 4 | |
| Lower Harbor (Area 2) | 212 | 9/29/2020 | 04 | 623 | S-212-20FSP20-04 | 252 | 93329 | 6169020108 | Ampelisca abdita | 1 | |
| Lower Harbor (Area 2) | 212 | 9/29/2020 | 04 | 623 | S-212-20FSP20-04 | 381 | 66600 | 5001409898 | Leitoscoloplos robustus | 8 | |
| Lower Harbor (Area 2) | 212 | 9/29/2020 | 04 | 623 | S-212-20FSP20-04 | 387 | 81511 | 5515471301 | Gemma gemma | 74 | |
| Lower Harbor (Area 2) | 212 | 9/29/2020 | 04 | 623 | S-212-20FSP20-04 | 393 | 65266 | 5001139798 | Hypereteone heteropoda | 2 | |
| Lower Harbor (Area 2) | 212 | 9/29/2020 | 04 | 623 | S-212-20FSP20-04 | 411 | 66653 | 5001409899 | Leitoscoloplos sp. | 101 | |
| Lower Harbor (Area 2) | 212 | 9/29/2020 | 04 | 623 | S-212-20FSP20-04 | 450 | 66106 | 5001270104 | Glycera americana | 1 | |
| Lower Harbor (Area 2) | 212 | 9/29/2020 | 04 | 623 | S-212-20FSP20-04 | 466 | 68422 | 5004000000 | Oligochaeta | 8 | |
| Lower Harbor (Area 2) | 212 | 9/29/2020 | 04 | 623 | S-212-20FSP20-04 | 668 | 68222 | 5001709798 | Parasabella microphthalma | 1 | |
| Lower Harbor (Area 2) | 212 | 9/29/2020 | 04 | 623 | S-212-20FSP20-04 | 678 | 90790 | 6154040110 | Leucon americanus | 9 | |
| Lower Harbor (Area 2) | 212 | 9/29/2020 | 04 | 623 | S-212-20FSP20-04 | 770 | 67709 | 5001660302 | Pectinaria gouldii | 3 | |
| Lower Harbor (Area 2) | 212 | 9/29/2020 | 04 | 623 | S-212-20FSP20-04 | 1116 | 81496 | 5515471101 | Mercenaria mercenaria | 4 | |
| Lower Harbor (Area 2) | 212 | 9/29/2020 | 04 | 623 | S-212-20FSP20-04 | 1321 | 80959 | 5515250301 | Mulinia lateralis | 240 | |
| Lower Harbor (Area 2) | 212 | 9/29/2020 | 04 | 623 | S-212-20FSP20-04 | 1779 | 67439 | 5001600401 | Mediomastus ambiseta | 4 | |
| Lower Harbor (Area 2) | 212 | 9/29/2020 | 04 | 623 | S-212-20FSP20-04 | 1983 | 76258 | 5110129898 | Haminella solitaria | 3 | |
| Lower Harbor (Area 2) | 212 | 9/29/2020 | 04 | 623 | S-212-20FSP20-04 | 2040 | 59490 | 47 | Nematoda | | 1 |
| Lower Harbor (Area 2) | 212 | 9/29/2020 | 04 | 623 | S-212-20FSP20-04 | 3580 | 76083 | 5110019898 | Japonactaeon punctostriatus | 5 | |
| Lower Harbor (Area 2) | 212 | 9/29/2020 | 04 | 623 | S-212-20FSP20-04 | 3628 | 159557 | 8406030108 | Molgula manhattensis | 1 | |
| Lower Harbor (Area 2) | 212 | 9/29/2020 | 04 | 623 | S-212-20FSP20-04 | 4519 | 66132 | 5001280104 | Glycinde solitaria | 5 | |
| Lower Harbor (Area 2) | 212 | 9/29/2020 | 04 | 623 | S-212-20FSP20-04 | 4609 | 65470 | 5001210103 | Gyptis vittata | 2 | |
| Lower Harbor (Area 2) | 212 | 9/29/2020 | 04 | 623 | S-212-20FSP20-04 | 4624 | 67147 | 5001500305 | Tharyx acutus | 3 | |
| Lower Harbor (Area 2) | 212 | 9/29/2020 | 04 | 623 | S-212-20FSP20-04 | 4629 | 81055 | 5515319698 | Macoploma tenta | 12 | |
| Lower Harbor (Area 2) | 212 | 9/29/2020 | 04 | 623 | S-212-20FSP20-04 | 4979 | 159099 | 8403030498 | Diplosoma listerianum | | 1 |
| Lower Harbor (Area 2) | 212 | 9/29/2020 | 04 | 623 | S-212-20FSP20-04 | 5806 | 49449 | 370397 | Corymorphidae | 1 | |
| Lower Harbor (Area 2) | 216 | 9/29/2020 | 02 | 624 | S-216-20FSP20-02 | 88 | 66939 | 5001431801 | Streblospio benedicti | 1 | |
| Lower Harbor (Area 2) | 216 | 9/29/2020 | 02 | 624 | S-216-20FSP20-02 | 203 | 81088 | 5515319898 | Ameritella agilis | 2 | |
| Lower Harbor (Area 2) | 216 | 9/29/2020 | 02 | 624 | S-216-20FSP20-02 | 252 | 93329 | 6169020108 | Ampelisca abdita | 2 | |
| Lower Harbor (Area 2) | 216 | 9/29/2020 | 02 | 624 | S-216-20FSP20-02 | 381 | 66600 | 5001409898 | Leitoscoloplos robustus | 2 | |
| Lower Harbor (Area 2) | 216 | 9/29/2020 | 02 | 624 | S-216-20FSP20-02 | 387 | 81511 | 5515471301 | Gemma gemma | 115 | |
| Lower Harbor (Area 2) | 216 | 9/29/2020 | 02 | 624 | S-216-20FSP20-02 | 411 | 66653 | 5001409899 | Leitoscoloplos sp. | 27 | |
| Lower Harbor (Area 2) | 216 | 9/29/2020 | 02 | 624 | S-216-20FSP20-02 | 466 | 68422 | 5004000000 | Oligochaeta | 5 | |
| Lower Harbor (Area 2) | 216 | 9/29/2020 | 02 | 624 | S-216-20FSP20-02 | 641 | 65267 | 5001139797 | Hypereteone lactea | 1 | |
| Lower Harbor (Area 2) | 216 | 9/29/2020 | 02 | 624 | S-216-20FSP20-02 | 651 | 65917 | 5001249798 | Alitta succinea | 1 | |
| Lower Harbor (Area 2) | 216 | 9/29/2020 | 02 | 624 | S-216-20FSP20-02 | 678 | 90790 | 6154040110 | Leucon americanus | 8 | |
| Lower Harbor (Area 2) | 216 | 9/29/2020 | 02 | 624 | S-216-20FSP20-02 | 770 | 67709 | 5001660302 | Pectinaria gouldii | 3 | |

| | | | | | | | | | | |
|---|---|---|---|---|---|---|---|---|---|---|
| Lower Harbor (Area 2) | 216 | 9/29/2020 | 02 | 624 | S-216-20FSP20-02 | 1116 | 81496 | 5515471101 | Mercenaria mercenaria | 8 | |
| Lower Harbor (Area 2) | 216 | 9/29/2020 | 02 | 624 | S-216-20FSP20-02 | 1118 | 65517 | 5001219798 | Oxydromus obscurus | 1 | |
| Lower Harbor (Area 2) | 216 | 9/29/2020 | 02 | 624 | S-216-20FSP20-02 | 1321 | 80959 | 5515250301 | Mulinia lateralis | 214 | |
| Lower Harbor (Area 2) | 216 | 9/29/2020 | 02 | 624 | S-216-20FSP20-02 | 1779 | 67439 | 5001600401 | Mediomastus ambiseta | 2 | |
| Lower Harbor (Area 2) | 216 | 9/29/2020 | 02 | 624 | S-216-20FSP20-02 | 2040 | 59490 | 47 | Nematoda | | 1 |
| Lower Harbor (Area 2) | 216 | 9/29/2020 | 02 | 624 | S-216-20FSP20-02 | 3580 | 76083 | 5110019898 | Japonactaeon punctostriatus | 4 | |
| Lower Harbor (Area 2) | 216 | 9/29/2020 | 02 | 624 | S-216-20FSP20-02 | 4519 | 66132 | 5001280104 | Glycinde solitaria | 4 | |
| Lower Harbor (Area 2) | 216 | 9/29/2020 | 02 | 624 | S-216-20FSP20-02 | 4629 | 81055 | 5515319698 | Macoploma tenta | 12 | |
| Lower Harbor (Area 2) | 216 | 9/29/2020 | 02 | 624 | S-216-20FSP20-02 | 6161 | 93643 | 6169150998 | Grandidierella japonica | 1 | |
| Lower Harbor (Area 2) | 216 | 9/29/2020 | 04 | 626 | S-216-20FSP20-04 | 202 | 81032 | 551531 | Tellinidae | 2 | |
| Lower Harbor (Area 2) | 216 | 9/29/2020 | 04 | 626 | S-216-20FSP20-04 | 252 | 93329 | 6169020108 | Ampelisca abdita | 1 | |
| Lower Harbor (Area 2) | 216 | 9/29/2020 | 04 | 626 | S-216-20FSP20-04 | 387 | 81511 | 5515471301 | Gemma gemma | 159 | |
| Lower Harbor (Area 2) | 216 | 9/29/2020 | 04 | 626 | S-216-20FSP20-04 | 391 | 67420 | 5001600201 | Heteromastus filiformis | 1 | |
| Lower Harbor (Area 2) | 216 | 9/29/2020 | 04 | 626 | S-216-20FSP20-04 | 393 | 65266 | 5001139798 | Hypereteone heteropoda | 1 | |
| Lower Harbor (Area 2) | 216 | 9/29/2020 | 04 | 626 | S-216-20FSP20-04 | 411 | 66653 | 5001409899 | Leitoscoloplos sp. | 26 | |
| Lower Harbor (Area 2) | 216 | 9/29/2020 | 04 | 626 | S-216-20FSP20-04 | 466 | 68422 | 5004000000 | Oligochaeta | 7 | |
| Lower Harbor (Area 2) | 216 | 9/29/2020 | 04 | 626 | S-216-20FSP20-04 | 600 | 76117 | 5110040103 | Acteocina canaliculata | 7 | |
| Lower Harbor (Area 2) | 216 | 9/29/2020 | 04 | 626 | S-216-20FSP20-04 | 651 | 65917 | 5001249798 | Alitta succinea | 1 | |
| Lower Harbor (Area 2) | 216 | 9/29/2020 | 04 | 626 | S-216-20FSP20-04 | 678 | 90790 | 6154040110 | Leucon americanus | 16 | |
| Lower Harbor (Area 2) | 216 | 9/29/2020 | 04 | 626 | S-216-20FSP20-04 | 770 | 67709 | 5001660302 | Pectinaria gouldii | 4 | |
| Lower Harbor (Area 2) | 216 | 9/29/2020 | 04 | 626 | S-216-20FSP20-04 | 1116 | 81496 | 5515471101 | Mercenaria mercenaria | 9 | |
| Lower Harbor (Area 2) | 216 | 9/29/2020 | 04 | 626 | S-216-20FSP20-04 | 1321 | 80959 | 5515250301 | Mulinia lateralis | 283 | |
| Lower Harbor (Area 2) | 216 | 9/29/2020 | 04 | 626 | S-216-20FSP20-04 | 1779 | 67439 | 5001600401 | Mediomastus ambiseta | 6 | |
| Lower Harbor (Area 2) | 216 | 9/29/2020 | 04 | 626 | S-216-20FSP20-04 | 1784 | 67438 | 5001600499 | Mediomastus sp. | 1 | |
| Lower Harbor (Area 2) | 216 | 9/29/2020 | 04 | 626 | S-216-20FSP20-04 | 2040 | 59490 | 47 | Nematoda | | 1 |
| Lower Harbor (Area 2) | 216 | 9/29/2020 | 04 | 626 | S-216-20FSP20-04 | 3580 | 76083 | 5110019898 | Japonactaeon punctostriatus | 5 | |
| Lower Harbor (Area 2) | 216 | 9/29/2020 | 04 | 626 | S-216-20FSP20-04 | 4519 | 66132 | 5001280104 | Glycinde solitaria | 2 | |
| Lower Harbor (Area 2) | 216 | 9/29/2020 | 04 | 626 | S-216-20FSP20-04 | 4609 | 65470 | 5001210103 | Gyptis vittata | 1 | |
| Lower Harbor (Area 2) | 216 | 9/29/2020 | 04 | 626 | S-216-20FSP20-04 | 4629 | 81055 | 5515319698 | Macoploma tenta | 11 | |
| Lower Harbor (Area 2) | 216 | 9/29/2020 | 04 | 626 | S-216-20FSP20-04 | 6161 | 93643 | 6169150998 | Grandidierella japonica | 2 | |
| Lower Harbor (Area 2) | 217 | 9/29/2020 | 02 | 627 | S-217-20FSP20-02 | 69 | 66028 | 5001250115 | Nephtys incisa | 1 | |
| Lower Harbor (Area 2) | 217 | 9/29/2020 | 02 | 627 | S-217-20FSP20-02 | 203 | 81088 | 5515319898 | Ameritella agilis | 2 | |
| Lower Harbor (Area 2) | 217 | 9/29/2020 | 02 | 627 | S-217-20FSP20-02 | 252 | 93329 | 6169020108 | Ampelisca abdita | 2 | |
| Lower Harbor (Area 2) | 217 | 9/29/2020 | 02 | 627 | S-217-20FSP20-02 | 381 | 66600 | 5001409898 | Leitoscoloplos robustus | 6 | |
| Lower Harbor (Area 2) | 217 | 9/29/2020 | 02 | 627 | S-217-20FSP20-02 | 387 | 81511 | 5515471301 | Gemma gemma | 69 | |
| Lower Harbor (Area 2) | 217 | 9/29/2020 | 02 | 627 | S-217-20FSP20-02 | 393 | 65266 | 5001139798 | Hypereteone heteropoda | 7 | |
| Lower Harbor (Area 2) | 217 | 9/29/2020 | 02 | 627 | S-217-20FSP20-02 | 411 | 66653 | 5001409899 | Leitoscoloplos sp. | 141 | |
| Lower Harbor (Area 2) | 217 | 9/29/2020 | 02 | 627 | S-217-20FSP20-02 | 462 | 57411 | 4300000000 | Nemertea | 1 | |
| Lower Harbor (Area 2) | 217 | 9/29/2020 | 02 | 627 | S-217-20FSP20-02 | 466 | 68422 | 5004000000 | Oligochaeta | 11 | |
| Lower Harbor (Area 2) | 217 | 9/29/2020 | 02 | 627 | S-217-20FSP20-02 | 678 | 90790 | 6154040110 | Leucon americanus | 22 | |
| Lower Harbor (Area 2) | 217 | 9/29/2020 | 02 | 627 | S-217-20FSP20-02 | 770 | 67709 | 5001660302 | Pectinaria gouldii | 11 | |

| | | | | | | | | | | |
|---|---|---|---|---|---|---|---|---|---|---|
| Lower Harbor (Area 2) | 217 | 9/29/2020 | 02 | 627 | S-217-20FSP20-02 | 1116 | 81496 | 5515471101 | Mercenaria mercenaria | 5 | |
| Lower Harbor (Area 2) | 217 | 9/29/2020 | 02 | 627 | S-217-20FSP20-02 | 1321 | 80959 | 5515250301 | Mulinia lateralis | 130 | |
| Lower Harbor (Area 2) | 217 | 9/29/2020 | 02 | 627 | S-217-20FSP20-02 | 1779 | 67439 | 5001600401 | Mediomastus ambiseta | 13 | |
| Lower Harbor (Area 2) | 217 | 9/29/2020 | 02 | 627 | S-217-20FSP20-02 | 1784 | 67438 | 5001600499 | Mediomastus sp. | 1 | |
| Lower Harbor (Area 2) | 217 | 9/29/2020 | 02 | 627 | S-217-20FSP20-02 | 1963 | 80711 | 5515140101 | Turtonia minuta | 1 | |
| Lower Harbor (Area 2) | 217 | 9/29/2020 | 02 | 627 | S-217-20FSP20-02 | 2040 | 59490 | 47 | Nematoda | | 1 |
| Lower Harbor (Area 2) | 217 | 9/29/2020 | 02 | 627 | S-217-20FSP20-02 | 3580 | 76083 | 5110019898 | Japonactaeon punctostriatus | 10 | |
| Lower Harbor (Area 2) | 217 | 9/29/2020 | 02 | 627 | S-217-20FSP20-02 | 3628 | 159557 | 8406030108 | Molgula manhattensis | 2 | |
| Lower Harbor (Area 2) | 217 | 9/29/2020 | 02 | 627 | S-217-20FSP20-02 | 4519 | 66132 | 5001280104 | Glycinde solitaria | 15 | |
| Lower Harbor (Area 2) | 217 | 9/29/2020 | 02 | 627 | S-217-20FSP20-02 | 4609 | 65470 | 5001210103 | Gyptis vittata | 2 | |
| Lower Harbor (Area 2) | 217 | 9/29/2020 | 02 | 627 | S-217-20FSP20-02 | 4629 | 81055 | 5515319698 | Macoploma tenta | 3 | |
| Lower Harbor (Area 2) | 217 | 9/29/2020 | 02 | 627 | S-217-20FSP20-02 | 5806 | 49449 | 370397 | Corymorphidae | 2 | |
| Lower Harbor (Area 2) | 217 | 9/29/2020 | 02 | 627 | S-217-20FSP20-02 | 6161 | 93643 | 6169150998 | Grandidierella japonica | 2 | |
| Lower Harbor (Area 2) | 217 | 9/29/2020 | 03 | 628 | S-217-20FSP20-03 | 252 | 93329 | 6169020108 | Ampelisca abdita | 1 | |
| Lower Harbor (Area 2) | 217 | 9/29/2020 | 03 | 628 | S-217-20FSP20-03 | 381 | 66600 | 5001409898 | Leitoscoloplos robustus | 1 | |
| Lower Harbor (Area 2) | 217 | 9/29/2020 | 03 | 628 | S-217-20FSP20-03 | 387 | 81511 | 5515471301 | Gemma gemma | 99 | |
| Lower Harbor (Area 2) | 217 | 9/29/2020 | 03 | 628 | S-217-20FSP20-03 | 393 | 65266 | 5001139798 | Hypereteone heteropoda | 4 | |
| Lower Harbor (Area 2) | 217 | 9/29/2020 | 03 | 628 | S-217-20FSP20-03 | 411 | 66653 | 5001409899 | Leitoscoloplos sp. | 98 | |
| Lower Harbor (Area 2) | 217 | 9/29/2020 | 03 | 628 | S-217-20FSP20-03 | 466 | 68422 | 5004000000 | Oligochaeta | 8 | |
| Lower Harbor (Area 2) | 217 | 9/29/2020 | 03 | 628 | S-217-20FSP20-03 | 678 | 90790 | 6154040110 | Leucon americanus | 3 | |
| Lower Harbor (Area 2) | 217 | 9/29/2020 | 03 | 628 | S-217-20FSP20-03 | 770 | 67709 | 5001660302 | Pectinaria gouldii | 1 | |
| Lower Harbor (Area 2) | 217 | 9/29/2020 | 03 | 628 | S-217-20FSP20-03 | 1116 | 81496 | 5515471101 | Mercenaria mercenaria | 1 | |
| Lower Harbor (Area 2) | 217 | 9/29/2020 | 03 | 628 | S-217-20FSP20-03 | 1232 | 80661 | 5515109698 | Kurtiella planulata | 1 | |
| Lower Harbor (Area 2) | 217 | 9/29/2020 | 03 | 628 | S-217-20FSP20-03 | 1321 | 80959 | 5515250301 | Mulinia lateralis | 142 | |
| Lower Harbor (Area 2) | 217 | 9/29/2020 | 03 | 628 | S-217-20FSP20-03 | 1779 | 67439 | 5001600401 | Mediomastus ambiseta | 6 | |
| Lower Harbor (Area 2) | 217 | 9/29/2020 | 03 | 628 | S-217-20FSP20-03 | 1876 | 76148 | 5110040203 | Cylichna alba | 1 | |
| Lower Harbor (Area 2) | 217 | 9/29/2020 | 03 | 628 | S-217-20FSP20-03 | 2040 | 59490 | 47 | Nematoda | | 1 |
| Lower Harbor (Area 2) | 217 | 9/29/2020 | 03 | 628 | S-217-20FSP20-03 | 3580 | 76083 | 5110019898 | Japonactaeon punctostriatus | 7 | |
| Lower Harbor (Area 2) | 217 | 9/29/2020 | 03 | 628 | S-217-20FSP20-03 | 3628 | 159557 | 8406030108 | Molgula manhattensis | 1 | |
| Lower Harbor (Area 2) | 217 | 9/29/2020 | 03 | 628 | S-217-20FSP20-03 | 4519 | 66132 | 5001280104 | Glycinde solitaria | 4 | |
| Lower Harbor (Area 2) | 217 | 9/29/2020 | 03 | 628 | S-217-20FSP20-03 | 4629 | 81055 | 5515319698 | Macoploma tenta | 2 | |
| Lower Harbor (Area 2) | 217 | 9/29/2020 | 03 | 628 | S-217-20FSP20-03 | 5806 | 49449 | 370397 | Corymorphidae | 4 | |
| Lower Harbor (Area 2) | 240 | 9/29/2020 | 02 | 669 | S-240-20FSP20-02 | 98 | 66351 | 5001319894 | Scoletoma tenuis | 1 | |
| Lower Harbor (Area 2) | 240 | 9/29/2020 | 02 | 669 | S-240-20FSP20-02 | 157 | 73552 | 5105039898 | Astyris lunata | 1 | |
| Lower Harbor (Area 2) | 240 | 9/29/2020 | 02 | 669 | S-240-20FSP20-02 | 411 | 66653 | 5001409899 | Leitoscoloplos sp. | 4 | |
| Lower Harbor (Area 2) | 240 | 9/29/2020 | 02 | 669 | S-240-20FSP20-02 | 466 | 68422 | 5004000000 | Oligochaeta | 2 | |
| Lower Harbor (Area 2) | 240 | 9/29/2020 | 02 | 669 | S-240-20FSP20-02 | 600 | 76117 | 5110040103 | Acteocina canaliculata | 1 | |
| Lower Harbor (Area 2) | 240 | 9/29/2020 | 02 | 669 | S-240-20FSP20-02 | 678 | 90790 | 6154040110 | Leucon americanus | 7 | |
| Lower Harbor (Area 2) | 240 | 9/29/2020 | 02 | 669 | S-240-20FSP20-02 | 4624 | 67147 | 5001500305 | Tharyx acutus | 1 | |
| Lower Harbor (Area 2) | 240 | 9/29/2020 | 04 | 671 | S-240-20FSP20-04 | 157 | 73552 | 5105039898 | Astyris lunata | 2 | |
| Lower Harbor (Area 2) | 240 | 9/29/2020 | 04 | 671 | S-240-20FSP20-04 | 411 | 66653 | 5001409899 | Leitoscoloplos sp. | 1 | |

| | | | | | | | | | | |
|---|---|---|---|---|---|---|---|---|---|---|
| Lower Harbor (Area 2) | 240 | 9/29/2020 | 04 | 671 | S-240-20FSP20-04 | 466 | 68422 | 5004000000 | Oligochaeta | 1 | |
| Lower Harbor (Area 2) | 240 | 9/29/2020 | 04 | 671 | S-240-20FSP20-04 | 600 | 76117 | 5110040103 | Acteocina canaliculata | 1 | |
| Lower Harbor (Area 2) | 240 | 9/29/2020 | 04 | 671 | S-240-20FSP20-04 | 652 | 66030 | 5001250117 | Nephtys picta | 1 | |
| Lower Harbor (Area 2) | 240 | 9/29/2020 | 04 | 671 | S-240-20FSP20-04 | 2040 | 59490 | 47 | Nematoda | | 1 |
| Lower Harbor (Area 2) | 241 | 9/29/2020 | 02 | 672 | S-241-20FSP20-02 | 69 | 66028 | 5001250115 | Nephtys incisa | 6 | |
| Lower Harbor (Area 2) | 241 | 9/29/2020 | 02 | 672 | S-241-20FSP20-02 | 83 | 67585 | 5001631102 | Euclymene collaris | 1 | |
| Lower Harbor (Area 2) | 241 | 9/29/2020 | 02 | 672 | S-241-20FSP20-02 | 157 | 73552 | 5105039898 | Astyris lunata | 1 | |
| Lower Harbor (Area 2) | 241 | 9/29/2020 | 02 | 672 | S-241-20FSP20-02 | 252 | 93329 | 6169020108 | Ampelisca abdita | 1 | |
| Lower Harbor (Area 2) | 241 | 9/29/2020 | 02 | 672 | S-241-20FSP20-02 | 411 | 66653 | 5001409899 | Leitoscoloplos sp. | 1 | |
| Lower Harbor (Area 2) | 241 | 9/29/2020 | 02 | 672 | S-241-20FSP20-02 | 462 | 57411 | 4300000000 | Nemertea | 1 | |
| Lower Harbor (Area 2) | 241 | 9/29/2020 | 02 | 672 | S-241-20FSP20-02 | 466 | 68422 | 5004000000 | Oligochaeta | 17 | |
| Lower Harbor (Area 2) | 241 | 9/29/2020 | 02 | 672 | S-241-20FSP20-02 | 600 | 76117 | 5110040103 | Acteocina canaliculata | 2 | |
| Lower Harbor (Area 2) | 241 | 9/29/2020 | 02 | 672 | S-241-20FSP20-02 | 678 | 90790 | 6154040110 | Leucon americanus | 4 | |
| Lower Harbor (Area 2) | 241 | 9/29/2020 | 02 | 672 | S-241-20FSP20-02 | 1321 | 80959 | 5515250301 | Mulinia lateralis | 24 | |
| Lower Harbor (Area 2) | 241 | 9/29/2020 | 02 | 672 | S-241-20FSP20-02 | 1779 | 67439 | 5001600401 | Mediomastus ambiseta | 40 | |
| Lower Harbor (Area 2) | 241 | 9/29/2020 | 02 | 672 | S-241-20FSP20-02 | 2040 | 59490 | 47 | Nematoda | | 1 |
| Lower Harbor (Area 2) | 241 | 9/29/2020 | 02 | 672 | S-241-20FSP20-02 | 2111 | 86110 | 6119 | Harpacticoida | 1 | |
| Lower Harbor (Area 2) | 241 | 9/29/2020 | 02 | 672 | S-241-20FSP20-02 | 3580 | 76083 | 5110019898 | Japonactaeon punctostriatus | 6 | |
| Lower Harbor (Area 2) | 241 | 9/29/2020 | 02 | 672 | S-241-20FSP20-02 | 4519 | 66132 | 5001280104 | Glycinde solitaria | 2 | |
| Lower Harbor (Area 2) | 241 | 9/29/2020 | 02 | 672 | S-241-20FSP20-02 | 4609 | 65470 | 5001210103 | Gyptis vittata | 2 | |
| Lower Harbor (Area 2) | 241 | 9/29/2020 | 02 | 672 | S-241-20FSP20-02 | 4612 | 67027 | 5001430502 | Prionospio cirrifera | 1 | |
| Lower Harbor (Area 2) | 241 | 9/29/2020 | 02 | 672 | S-241-20FSP20-02 | 4629 | 81055 | 5515319698 | Macoploma tenta | 4 | |
| Lower Harbor (Area 2) | 241 | 9/29/2020 | 02 | 672 | S-241-20FSP20-02 | 4998 | 65722 | 5001230701 | Exogone dispar | 1 | |
| Lower Harbor (Area 2) | 241 | 9/29/2020 | 02 | 672 | S-241-20FSP20-02 | 6161 | 93643 | 6169150998 | Grandidierella japonica | 1 | |
| Lower Harbor (Area 2) | 241 | 9/29/2020 | 03 | 673 | S-241-20FSP20-03 | 69 | 66028 | 5001250115 | Nephtys incisa | 1 | |
| Lower Harbor (Area 2) | 241 | 9/29/2020 | 03 | 673 | S-241-20FSP20-03 | 84 | 67536 | 5001630301 | Maldane sarsi | 1 | |
| Lower Harbor (Area 2) | 241 | 9/29/2020 | 03 | 673 | S-241-20FSP20-03 | 252 | 93329 | 6169020108 | Ampelisca abdita | 4 | |
| Lower Harbor (Area 2) | 241 | 9/29/2020 | 03 | 673 | S-241-20FSP20-03 | 411 | 66653 | 5001409899 | Leitoscoloplos sp. | 1 | |
| Lower Harbor (Area 2) | 241 | 9/29/2020 | 03 | 673 | S-241-20FSP20-03 | 462 | 57411 | 4300000000 | Nemertea | 8 | |
| Lower Harbor (Area 2) | 241 | 9/29/2020 | 03 | 673 | S-241-20FSP20-03 | 466 | 68422 | 5004000000 | Oligochaeta | 105 | |
| Lower Harbor (Area 2) | 241 | 9/29/2020 | 03 | 673 | S-241-20FSP20-03 | 600 | 76117 | 5110040103 | Acteocina canaliculata | 13 | |
| Lower Harbor (Area 2) | 241 | 9/29/2020 | 03 | 673 | S-241-20FSP20-03 | 651 | 65917 | 5001249798 | Alitta succinea | 1 | |
| Lower Harbor (Area 2) | 241 | 9/29/2020 | 03 | 673 | S-241-20FSP20-03 | 678 | 90790 | 6154040110 | Leucon americanus | 6 | |
| Lower Harbor (Area 2) | 241 | 9/29/2020 | 03 | 673 | S-241-20FSP20-03 | 770 | 67709 | 5001660302 | Pectinaria gouldii | 2 | |
| Lower Harbor (Area 2) | 241 | 9/29/2020 | 03 | 673 | S-241-20FSP20-03 | 1079 | 84195 | 6110 | Ostracoda | 2 | |
| Lower Harbor (Area 2) | 241 | 9/29/2020 | 03 | 673 | S-241-20FSP20-03 | 1116 | 81496 | 5515471101 | Mercenaria mercenaria | 1 | |
| Lower Harbor (Area 2) | 241 | 9/29/2020 | 03 | 673 | S-241-20FSP20-03 | 1321 | 80959 | 5515250301 | Mulinia lateralis | 70 | |
| Lower Harbor (Area 2) | 241 | 9/29/2020 | 03 | 673 | S-241-20FSP20-03 | 1779 | 67439 | 5001600401 | Mediomastus ambiseta | 35 | |
| Lower Harbor (Area 2) | 241 | 9/29/2020 | 03 | 673 | S-241-20FSP20-03 | 2040 | 59490 | 47 | Nematoda | | 1 |
| Lower Harbor (Area 2) | 241 | 9/29/2020 | 03 | 673 | S-241-20FSP20-03 | 2111 | 86110 | 6119 | Harpacticoida | 2 | |
| Lower Harbor (Area 2) | 241 | 9/29/2020 | 03 | 673 | S-241-20FSP20-03 | 3580 | 76083 | 5110019898 | Japonactaeon punctostriatus | 6 | |

| | | | | | | | | | | |
|---|---|---|---|---|---|---|---|---|---|---|
| Lower Harbor (Area 2) | 241 | 9/29/2020 | 03 | 673 | S-241-20FSP20-03 | 4519 | 66132 | 5001280104 | Glycinde solitaria | 13 | |
| Lower Harbor (Area 2) | 241 | 9/29/2020 | 03 | 673 | S-241-20FSP20-03 | 4609 | 65470 | 5001210103 | Gyptis vittata | 12 | |
| Lower Harbor (Area 2) | 241 | 9/29/2020 | 03 | 673 | S-241-20FSP20-03 | 4612 | 67027 | 5001430502 | Prionospio cirrifera | 8 | |
| Lower Harbor (Area 2) | 241 | 9/29/2020 | 03 | 673 | S-241-20FSP20-03 | 4624 | 67147 | 5001500305 | Tharyx acutus | 1 | |
| Lower Harbor (Area 2) | 241 | 9/29/2020 | 03 | 673 | S-241-20FSP20-03 | 4629 | 81055 | 5515319698 | Macoploma tenta | 9 | |
| Lower Harbor (Area 2) | 241 | 9/29/2020 | 03 | 673 | S-241-20FSP20-03 | 4665 | 66426 | 5001330198 | Drilonereis longa | 1 | |
| Lower Harbor (Area 2) | 241 | 9/29/2020 | 03 | 673 | S-241-20FSP20-03 | 4842 | 75774 | 5108019798 | Asmunda elegantula | 2 | |
| Lower Harbor (Area 2) | 241 | 9/29/2020 | 03 | 673 | S-241-20FSP20-03 | 4887 | 67110 | 5001490302 | Spiochaetopterus costarum oculatus | 1 | |
| Lower Harbor (Area 2) | 242 | 9/29/2020 | 02 | 675 | S-242-20FSP20-02 | 88 | 66939 | 5001431801 | Streblospio benedicti | 3 | |
| Lower Harbor (Area 2) | 242 | 9/29/2020 | 02 | 675 | S-242-20FSP20-02 | 178 | 79132 | 5502020204 | Nucula proxima | 5 | |
| Lower Harbor (Area 2) | 242 | 9/29/2020 | 02 | 675 | S-242-20FSP20-02 | 252 | 93329 | 6169020108 | Ampelisca abdita | 4 | |
| Lower Harbor (Area 2) | 242 | 9/29/2020 | 02 | 675 | S-242-20FSP20-02 | 393 | 65266 | 5001139798 | Hypereteone heteropoda | 2 | |
| Lower Harbor (Area 2) | 242 | 9/29/2020 | 02 | 675 | S-242-20FSP20-02 | 462 | 57411 | 4300000000 | Nemertea | 1 | |
| Lower Harbor (Area 2) | 242 | 9/29/2020 | 02 | 675 | S-242-20FSP20-02 | 466 | 68422 | 5004000000 | Oligochaeta | 2 | |
| Lower Harbor (Area 2) | 242 | 9/29/2020 | 02 | 675 | S-242-20FSP20-02 | 678 | 90790 | 6154040110 | Leucon americanus | 5 | |
| Lower Harbor (Area 2) | 242 | 9/29/2020 | 02 | 675 | S-242-20FSP20-02 | 757 | 53963 | 39 | Platyhelminthes | 2 | |
| Lower Harbor (Area 2) | 242 | 9/29/2020 | 02 | 675 | S-242-20FSP20-02 | 1116 | 81496 | 5515471101 | Mercenaria mercenaria | 5 | |
| Lower Harbor (Area 2) | 242 | 9/29/2020 | 02 | 675 | S-242-20FSP20-02 | 1321 | 80959 | 5515250301 | Mulinia lateralis | 124 | |
| Lower Harbor (Area 2) | 242 | 9/29/2020 | 02 | 675 | S-242-20FSP20-02 | 1779 | 67439 | 5001600401 | Mediomastus ambiseta | 11 | |
| Lower Harbor (Area 2) | 242 | 9/29/2020 | 02 | 675 | S-242-20FSP20-02 | 2040 | 59490 | 47 | Nematoda | | 1 |
| Lower Harbor (Area 2) | 242 | 9/29/2020 | 02 | 675 | S-242-20FSP20-02 | 3580 | 76083 | 5110019898 | Japonactaeon punctostriatus | 1 | |
| Lower Harbor (Area 2) | 242 | 9/29/2020 | 02 | 675 | S-242-20FSP20-02 | 4519 | 66132 | 5001280104 | Glycinde solitaria | 5 | |
| Lower Harbor (Area 2) | 242 | 9/29/2020 | 02 | 675 | S-242-20FSP20-02 | 4629 | 81055 | 5515319698 | Macoploma tenta | 2 | |
| Lower Harbor (Area 2) | 242 | 9/29/2020 | 02 | 675 | S-242-20FSP20-02 | 5707 | 81274 | 5515330202 | Tagelus divisus | 1 | |
| Lower Harbor (Area 2) | 242 | 9/29/2020 | 02 | 675 | S-242-20FSP20-02 | 6161 | 93643 | 6169150998 | Grandidierella japonica | 3 | |
| Lower Harbor (Area 2) | 242 | 9/29/2020 | 04 | 677 | S-242-20FSP20-04 | 88 | 66939 | 5001431801 | Streblospio benedicti | 12 | |
| Lower Harbor (Area 2) | 242 | 9/29/2020 | 04 | 677 | S-242-20FSP20-04 | 157 | 73552 | 5105039898 | Astyris lunata | 1 | |
| Lower Harbor (Area 2) | 242 | 9/29/2020 | 04 | 677 | S-242-20FSP20-04 | 178 | 79132 | 5502020204 | Nucula proxima | 4 | |
| Lower Harbor (Area 2) | 242 | 9/29/2020 | 04 | 677 | S-242-20FSP20-04 | 203 | 81088 | 5515319898 | Ameritella agilis | 2 | |
| Lower Harbor (Area 2) | 242 | 9/29/2020 | 04 | 677 | S-242-20FSP20-04 | 252 | 93329 | 6169020108 | Ampelisca abdita | 6 | |
| Lower Harbor (Area 2) | 242 | 9/29/2020 | 04 | 677 | S-242-20FSP20-04 | 381 | 66600 | 5001409898 | Leitoscoloplos robustus | 1 | |
| Lower Harbor (Area 2) | 242 | 9/29/2020 | 04 | 677 | S-242-20FSP20-04 | 393 | 65266 | 5001139798 | Hypereteone heteropoda | 1 | |
| Lower Harbor (Area 2) | 242 | 9/29/2020 | 04 | 677 | S-242-20FSP20-04 | 411 | 66653 | 5001409899 | Leitoscoloplos sp. | 2 | |
| Lower Harbor (Area 2) | 242 | 9/29/2020 | 04 | 677 | S-242-20FSP20-04 | 462 | 57411 | 4300000000 | Nemertea | 2 | |
| Lower Harbor (Area 2) | 242 | 9/29/2020 | 04 | 677 | S-242-20FSP20-04 | 678 | 90790 | 6154040110 | Leucon americanus | 2 | |
| Lower Harbor (Area 2) | 242 | 9/29/2020 | 04 | 677 | S-242-20FSP20-04 | 770 | 67709 | 5001660302 | Pectinaria gouldii | 1 | |
| Lower Harbor (Area 2) | 242 | 9/29/2020 | 04 | 677 | S-242-20FSP20-04 | 1079 | 84195 | 6110 | Ostracoda | 2 | |
| Lower Harbor (Area 2) | 242 | 9/29/2020 | 04 | 677 | S-242-20FSP20-04 | 1116 | 81496 | 5515471101 | Mercenaria mercenaria | 5 | |
| Lower Harbor (Area 2) | 242 | 9/29/2020 | 04 | 677 | S-242-20FSP20-04 | 1321 | 80959 | 5515250301 | Mulinia lateralis | 147 | |
| Lower Harbor (Area 2) | 242 | 9/29/2020 | 04 | 677 | S-242-20FSP20-04 | 1779 | 67439 | 5001600401 | Mediomastus ambiseta | 25 | |
| Lower Harbor (Area 2) | 242 | 9/29/2020 | 04 | 677 | S-242-20FSP20-04 | 2040 | 59490 | 47 | Nematoda | | 1 |

| | | | | | | | | | | |
|---|---|---|---|---|---|---|---|---|---|---|
| Lower Harbor (Area 2) | 242 | 9/29/2020 | 04 | 677 | S-242-20FSP20-04 | 2111 | 86110 | 6119 | Harpacticoida | 2 | |
| Lower Harbor (Area 2) | 242 | 9/29/2020 | 04 | 677 | S-242-20FSP20-04 | 3580 | 76083 | 5110019898 | Japonactaeon punctostriatus | 1 | |
| Lower Harbor (Area 2) | 242 | 9/29/2020 | 04 | 677 | S-242-20FSP20-04 | 4519 | 66132 | 5001280104 | Glycinde solitaria | 2 | |
| Lower Harbor (Area 2) | 242 | 9/29/2020 | 04 | 677 | S-242-20FSP20-04 | 4609 | 65470 | 5001210103 | Gyptis vittata | 1 | |
| Lower Harbor (Area 2) | 242 | 9/29/2020 | 04 | 677 | S-242-20FSP20-04 | 4629 | 81055 | 5515319698 | Macoploma tenta | 4 | |
| Lower Harbor (Area 2) | 242 | 9/29/2020 | 04 | 677 | S-242-20FSP20-04 | 4998 | 65722 | 5001230701 | Exogone dispar | 1 | |
| Lower Harbor (Area 2) | 242 | 9/29/2020 | 04 | 677 | S-242-20FSP20-04 | 6161 | 93643 | 6169150998 | Grandidierella japonica | 7 | |
| Lower Harbor (Area 2) | 242 | 9/29/2020 | 04 | 677 | S-242-20FSP20-04 | 6430 | | 9300000001 | Unidentified eggs/egg cases | | 1 |
| Lower Harbor (Area 2) | 245 | 9/29/2020 | 03 | 679 | S-245-20FSP20-03 | 88 | 66939 | 5001431801 | Streblospio benedicti | 2 | |
| Lower Harbor (Area 2) | 245 | 9/29/2020 | 03 | 679 | S-245-20FSP20-03 | 98 | 66351 | 5001319894 | Scoletoma tenuis | 2 | |
| Lower Harbor (Area 2) | 245 | 9/29/2020 | 03 | 679 | S-245-20FSP20-03 | 178 | 79132 | 5502020204 | Nucula proxima | 4 | |
| Lower Harbor (Area 2) | 245 | 9/29/2020 | 03 | 679 | S-245-20FSP20-03 | 252 | 93329 | 6169020108 | Ampelisca abdita | 2 | |
| Lower Harbor (Area 2) | 245 | 9/29/2020 | 03 | 679 | S-245-20FSP20-03 | 391 | 67420 | 5001600201 | Heteromastus filiformis | 1 | |
| Lower Harbor (Area 2) | 245 | 9/29/2020 | 03 | 679 | S-245-20FSP20-03 | 411 | 66653 | 5001409899 | Leitoscoloplos sp. | 10 | |
| Lower Harbor (Area 2) | 245 | 9/29/2020 | 03 | 679 | S-245-20FSP20-03 | 450 | 66106 | 5001270104 | Glycera americana | 2 | |
| Lower Harbor (Area 2) | 245 | 9/29/2020 | 03 | 679 | S-245-20FSP20-03 | 466 | 68422 | 5004000000 | Oligochaeta | 28 | |
| Lower Harbor (Area 2) | 245 | 9/29/2020 | 03 | 679 | S-245-20FSP20-03 | 640 | 65084 | 5001060302 | Sthenelais boa | 1 | |
| Lower Harbor (Area 2) | 245 | 9/29/2020 | 03 | 679 | S-245-20FSP20-03 | 770 | 67709 | 5001660302 | Pectinaria gouldii | 2 | |
| Lower Harbor (Area 2) | 245 | 9/29/2020 | 03 | 679 | S-245-20FSP20-03 | 1116 | 81496 | 5515471101 | Mercenaria mercenaria | 27 | |
| Lower Harbor (Area 2) | 245 | 9/29/2020 | 03 | 679 | S-245-20FSP20-03 | 1118 | 65517 | 5001219798 | Oxydromus obscurus | 4 | |
| Lower Harbor (Area 2) | 245 | 9/29/2020 | 03 | 679 | S-245-20FSP20-03 | 1321 | 80959 | 5515250301 | Mulinia lateralis | 10 | |
| Lower Harbor (Area 2) | 245 | 9/29/2020 | 03 | 679 | S-245-20FSP20-03 | 1779 | 67439 | 5001600401 | Mediomastus ambiseta | 16 | |
| Lower Harbor (Area 2) | 245 | 9/29/2020 | 03 | 679 | S-245-20FSP20-03 | 1983 | 76258 | 5110129898 | Haminella solitaria | 1 | |
| Lower Harbor (Area 2) | 245 | 9/29/2020 | 03 | 679 | S-245-20FSP20-03 | 2040 | 59490 | 47 | Nematoda | | 1 |
| Lower Harbor (Area 2) | 245 | 9/29/2020 | 03 | 679 | S-245-20FSP20-03 | 3580 | 76083 | 5110019898 | Japonactaeon punctostriatus | 3 | |
| Lower Harbor (Area 2) | 245 | 9/29/2020 | 03 | 679 | S-245-20FSP20-03 | 3586 | 67671 | 5001650202 | Sabellaria vulgaris | 1 | |
| Lower Harbor (Area 2) | 245 | 9/29/2020 | 03 | 679 | S-245-20FSP20-03 | 4519 | 66132 | 5001280104 | Glycinde solitaria | 7 | |
| Lower Harbor (Area 2) | 245 | 9/29/2020 | 03 | 679 | S-245-20FSP20-03 | 4609 | 65470 | 5001210103 | Gyptis vittata | 5 | |
| Lower Harbor (Area 2) | 245 | 9/29/2020 | 03 | 679 | S-245-20FSP20-03 | 4624 | 67147 | 5001500305 | Tharyx acutus | 2 | |
| Lower Harbor (Area 2) | 245 | 9/29/2020 | 03 | 679 | S-245-20FSP20-03 | 4842 | 75774 | 5108019798 | Asmunda elegantula | 3 | |
| Lower Harbor (Area 2) | 245 | 9/29/2020 | 03 | 679 | S-245-20FSP20-03 | 5806 | 49449 | 370397 | Corymorphidae | 1 | |
| Lower Harbor (Area 2) | 245 | 9/29/2020 | 03 | 679 | S-245-20FSP20-03 | 6161 | 93643 | 6169150998 | Grandidierella japonica | 3 | |
| Lower Harbor (Area 2) | 245 | 9/29/2020 | 03 | 679 | S-245-20FSP20-03 | 6423 | 80512 | 5515020301 | Thyasira flexuosa | 1 | |
| Lower Harbor (Area 2) | 245 | 9/29/2020 | 04 | 680 | S-245-20FSP20-04 | 57 | 65343 | 5001131101 | Eumida sanguinea | 6 | |
| Lower Harbor (Area 2) | 245 | 9/29/2020 | 04 | 680 | S-245-20FSP20-04 | 82 | 67528 | 5001630202 | Clymenella torquata | 1 | |
| Lower Harbor (Area 2) | 245 | 9/29/2020 | 04 | 680 | S-245-20FSP20-04 | 83 | 67585 | 5001631102 | Euclymene collaris | 1 | |
| Lower Harbor (Area 2) | 245 | 9/29/2020 | 04 | 680 | S-245-20FSP20-04 | 88 | 66939 | 5001431801 | Streblospio benedicti | 9 | |
| Lower Harbor (Area 2) | 245 | 9/29/2020 | 04 | 680 | S-245-20FSP20-04 | 91 | 204501 | 5001430498 | Polydora cornuta | 2 | |
| Lower Harbor (Area 2) | 245 | 9/29/2020 | 04 | 680 | S-245-20FSP20-04 | 98 | 66351 | 5001319894 | Scoletoma tenuis | 9 | |
| Lower Harbor (Area 2) | 245 | 9/29/2020 | 04 | 680 | S-245-20FSP20-04 | 149 | 72623 | 5103640204 | Crepidula fornicata | 49 | |
| Lower Harbor (Area 2) | 245 | 9/29/2020 | 04 | 680 | S-245-20FSP20-04 | 150 | 72627 | 5103640207 | Crepidula plana | 4 | |

| | | | | | | | | | | |
|---|---|---|---|---|---|---|---|---|---|---|
| Lower Harbor (Area 2) | 245 | 9/29/2020 | 04 | 680 | S-245-20FSP20-04 | 178 | 79132 | 5502020204 | Nucula proxima | 15 | |
| Lower Harbor (Area 2) | 245 | 9/29/2020 | 04 | 680 | S-245-20FSP20-04 | 179 | 79134 | 5502029897 | Ennucula delphinodonta | 2 | |
| Lower Harbor (Area 2) | 245 | 9/29/2020 | 04 | 680 | S-245-20FSP20-04 | 194 | 79798 | 5509090202 | Anomia simplex | 15 | |
| Lower Harbor (Area 2) | 245 | 9/29/2020 | 04 | 680 | S-245-20FSP20-04 | 260 | 656756 | 6169159795 | Monocorophium acherusicum | 5 | |
| Lower Harbor (Area 2) | 245 | 9/29/2020 | 04 | 680 | S-245-20FSP20-04 | 391 | 67420 | 5001600201 | Heteromastus filiformis | 5 | |
| Lower Harbor (Area 2) | 245 | 9/29/2020 | 04 | 680 | S-245-20FSP20-04 | 393 | 65266 | 5001139798 | Hypereteone heteropoda | 2 | |
| Lower Harbor (Area 2) | 245 | 9/29/2020 | 04 | 680 | S-245-20FSP20-04 | 409 | 66789 | 5001430499 | Polydora sp. | 1 | |
| Lower Harbor (Area 2) | 245 | 9/29/2020 | 04 | 680 | S-245-20FSP20-04 | 411 | 66653 | 5001409899 | Leitoscoloplos sp. | 1 | |
| Lower Harbor (Area 2) | 245 | 9/29/2020 | 04 | 680 | S-245-20FSP20-04 | 450 | 66106 | 5001270104 | Glycera americana | 3 | |
| Lower Harbor (Area 2) | 245 | 9/29/2020 | 04 | 680 | S-245-20FSP20-04 | 462 | 57411 | 4300000000 | Nemertea | 1 | |
| Lower Harbor (Area 2) | 245 | 9/29/2020 | 04 | 680 | S-245-20FSP20-04 | 466 | 68422 | 5004000000 | Oligochaeta | 133 | |
| Lower Harbor (Area 2) | 245 | 9/29/2020 | 04 | 680 | S-245-20FSP20-04 | 595 | 155559 | 7805010197 | Amathia gracilis | | 1 |
| Lower Harbor (Area 2) | 245 | 9/29/2020 | 04 | 680 | S-245-20FSP20-04 | 600 | 76117 | 5110040103 | Acteocina canaliculata | 2 | |
| Lower Harbor (Area 2) | 245 | 9/29/2020 | 04 | 680 | S-245-20FSP20-04 | 610 | 75991 | 5108019898 | Boonea seminuda | 206 | |
| Lower Harbor (Area 2) | 245 | 9/29/2020 | 04 | 680 | S-245-20FSP20-04 | 651 | 65917 | 5001249798 | Alitta succinea | 4 | |
| Lower Harbor (Area 2) | 245 | 9/29/2020 | 04 | 680 | S-245-20FSP20-04 | 769 | 98901 | 6189029798 | Dyspanopeus sayi | 5 | |
| Lower Harbor (Area 2) | 245 | 9/29/2020 | 04 | 680 | S-245-20FSP20-04 | 1116 | 81496 | 5515471101 | Mercenaria mercenaria | 19 | |
| Lower Harbor (Area 2) | 245 | 9/29/2020 | 04 | 680 | S-245-20FSP20-04 | 1118 | 65517 | 5001219798 | Oxydromus obscurus | 4 | |
| Lower Harbor (Area 2) | 245 | 9/29/2020 | 04 | 680 | S-245-20FSP20-04 | 1127 | 88530 | 6120 | Cyclopoida | 1 | |
| Lower Harbor (Area 2) | 245 | 9/29/2020 | 04 | 680 | S-245-20FSP20-04 | 1146 | 73264 | 5105010301 | Urosalpinx cinerea | 1 | |
| Lower Harbor (Area 2) | 245 | 9/29/2020 | 04 | 680 | S-245-20FSP20-04 | 1202 | 79118 | 55 | Bivalvia | 1 | |
| Lower Harbor (Area 2) | 245 | 9/29/2020 | 04 | 680 | S-245-20FSP20-04 | 1321 | 80959 | 5515250301 | Mulinia lateralis | 2 | |
| Lower Harbor (Area 2) | 245 | 9/29/2020 | 04 | 680 | S-245-20FSP20-04 | 1779 | 67439 | 5001600401 | Mediomastus ambiseta | 110 | |
| Lower Harbor (Area 2) | 245 | 9/29/2020 | 04 | 680 | S-245-20FSP20-04 | 1783 | 68901 | 5001700299 | Euchone sp. | 1 | |
| Lower Harbor (Area 2) | 245 | 9/29/2020 | 04 | 680 | S-245-20FSP20-04 | 1786 | 67963 | 5001680804 | Polycirrus eximius | 1 | |
| Lower Harbor (Area 2) | 245 | 9/29/2020 | 04 | 680 | S-245-20FSP20-04 | 1793 | 67947 | 5001680707 | Pista palmata | 4 | |
| Lower Harbor (Area 2) | 245 | 9/29/2020 | 04 | 680 | S-245-20FSP20-04 | 1826 | 67959 | 5001680899 | Polycirrus sp. | 1 | |
| Lower Harbor (Area 2) | 245 | 9/29/2020 | 04 | 680 | S-245-20FSP20-04 | 1860 | 79342 | 5506019898 | Lunarca ovalis | 1 | |
| Lower Harbor (Area 2) | 245 | 9/29/2020 | 04 | 680 | S-245-20FSP20-04 | 1884 | 98455 | 6187010902 | Libinia emarginata | 1 | |
| Lower Harbor (Area 2) | 245 | 9/29/2020 | 04 | 680 | S-245-20FSP20-04 | 1893 | 66791 | 5001439698 | Dipolydora socialis | 1 | |
| Lower Harbor (Area 2) | 245 | 9/29/2020 | 04 | 680 | S-245-20FSP20-04 | 1948 | 68282 | 5001730901 | Hydroides dianthus | 5 | |
| Lower Harbor (Area 2) | 245 | 9/29/2020 | 04 | 680 | S-245-20FSP20-04 | 2040 | 59490 | 47 | Nematoda | | 1 |
| Lower Harbor (Area 2) | 245 | 9/29/2020 | 04 | 680 | S-245-20FSP20-04 | 2075 | 67515 | 500163 | Maldanidae | 3 | |
| Lower Harbor (Area 2) | 245 | 9/29/2020 | 04 | 680 | S-245-20FSP20-04 | 3580 | 76083 | 5110019898 | Japonactaeon punctostriatus | 7 | |
| Lower Harbor (Area 2) | 245 | 9/29/2020 | 04 | 680 | S-245-20FSP20-04 | 3586 | 67671 | 5001650202 | Sabellaria vulgaris | 1 | |
| Lower Harbor (Area 2) | 245 | 9/29/2020 | 04 | 680 | S-245-20FSP20-04 | 3774 | 156738 | 790201 | Pedicellinidae | | 1 |
| Lower Harbor (Area 2) | 245 | 9/29/2020 | 04 | 680 | S-245-20FSP20-04 | 3941 | 72111 | 5103460401 | Seila adamsii | 1 | |
| Lower Harbor (Area 2) | 245 | 9/29/2020 | 04 | 680 | S-245-20FSP20-04 | 4519 | 66132 | 5001280104 | Glycinde solitaria | 14 | |
| Lower Harbor (Area 2) | 245 | 9/29/2020 | 04 | 680 | S-245-20FSP20-04 | 4609 | 65470 | 5001210103 | Gyptis vittata | 17 | |
| Lower Harbor (Area 2) | 245 | 9/29/2020 | 04 | 680 | S-245-20FSP20-04 | 4624 | 67147 | 5001500305 | Tharyx acutus | 137 | |
| Lower Harbor (Area 2) | 245 | 9/29/2020 | 04 | 680 | S-245-20FSP20-04 | 4629 | 81055 | 5515319698 | Macoploma tenta | 3 | |

| | | | | | | | | | | | |
|---|---|---|---|---|---|---|---|---|---|---|---|
| Lower Harbor (Area 2) | 245 | 9/29/2020 | 04 | 680 | S-245-20FSP20-04 | 4817 | 67011 | 5001439898 | Boccardiella hamata | 5 | |
| Lower Harbor (Area 2) | 245 | 9/29/2020 | 04 | 680 | S-245-20FSP20-04 | 6161 | 93643 | 6169150998 | Grandidierella japonica | 1 | |
| Lower Harbor (Area 2) | 245 | 9/29/2020 | 04 | 680 | S-245-20FSP20-04 | 6430 | | 9300000001 | Unidentified eggs/egg cases | | 1 |
| Lower Harbor (Area 2) | 245 | 9/29/2020 | 04 | 680 | S-245-20FSP20-04 | 6431 | 93606 | 6169159794 | Monocorophium sextonae | 3 | |
| Lower Harbor (Area 2) | 247 | 9/29/2020 | 02 | 681 | | 88 | 66939 | 5001431801 | Streblospio benedicti | 14 | |
| Lower Harbor (Area 2) | 247 | 9/29/2020 | 02 | 681 | | 98 | 66351 | 5001319894 | Scoletoma tenuis | 2 | |
| Lower Harbor (Area 2) | 247 | 9/29/2020 | 02 | 681 | | 157 | 73552 | 5105039898 | Astyris lunata | 6 | |
| Lower Harbor (Area 2) | 247 | 9/29/2020 | 02 | 681 | | 178 | 79132 | 5502020204 | Nucula proxima | 4 | |
| Lower Harbor (Area 2) | 247 | 9/29/2020 | 02 | 681 | | 203 | 81088 | 5515319898 | Ameritella agilis | 2 | |
| Lower Harbor (Area 2) | 247 | 9/29/2020 | 02 | 681 | | 252 | 93329 | 6169020108 | Ampelisca abdita | 3 | |
| Lower Harbor (Area 2) | 247 | 9/29/2020 | 02 | 681 | | 257 | 93477 | 6169060401 | Microdeutopus gryllotalpa | 13 | |
| Lower Harbor (Area 2) | 247 | 9/29/2020 | 02 | 681 | | 381 | 66600 | 5001409898 | Leitoscoloplos robustus | 10 | |
| Lower Harbor (Area 2) | 247 | 9/29/2020 | 02 | 681 | | 391 | 67420 | 5001600201 | Heteromastus filiformis | 1 | |
| Lower Harbor (Area 2) | 247 | 9/29/2020 | 02 | 681 | | 393 | 65266 | 5001139798 | Hypereteone heteropoda | 2 | |
| Lower Harbor (Area 2) | 247 | 9/29/2020 | 02 | 681 | | 411 | 66653 | 5001409899 | Leitoscoloplos sp. | 21 | |
| Lower Harbor (Area 2) | 247 | 9/29/2020 | 02 | 681 | | 462 | 57411 | 4300000000 | Nemertea | 1 | |
| Lower Harbor (Area 2) | 247 | 9/29/2020 | 02 | 681 | | 466 | 68422 | 5004000000 | Oligochaeta | 4 | |
| Lower Harbor (Area 2) | 247 | 9/29/2020 | 02 | 681 | | 641 | 65267 | 5001139797 | Hypereteone lactea | 5 | |
| Lower Harbor (Area 2) | 247 | 9/29/2020 | 02 | 681 | | 651 | 65917 | 5001249798 | Alitta succinea | 1 | |
| Lower Harbor (Area 2) | 247 | 9/29/2020 | 02 | 681 | | 668 | 68222 | 5001709798 | Parasabella microphthalma | 7 | |
| Lower Harbor (Area 2) | 247 | 9/29/2020 | 02 | 681 | | 678 | 90790 | 6154040110 | Leucon americanus | 2 | |
| Lower Harbor (Area 2) | 247 | 9/29/2020 | 02 | 681 | | 685 | 95434 | 6171010901 | Paracaprella tenuis | 4 | |
| Lower Harbor (Area 2) | 247 | 9/29/2020 | 02 | 681 | | 697 | 93430 | 6169040201 | Cymadusa compta | 1 | |
| Lower Harbor (Area 2) | 247 | 9/29/2020 | 02 | 681 | | 709 | 94122 | 6169260901 | Microprotopus raneyi | 6 | |
| Lower Harbor (Area 2) | 247 | 9/29/2020 | 02 | 681 | | 770 | 67709 | 5001660302 | Pectinaria gouldii | 1 | |
| Lower Harbor (Area 2) | 247 | 9/29/2020 | 02 | 681 | | 1116 | 81496 | 5515471101 | Mercenaria mercenaria | 6 | |
| Lower Harbor (Area 2) | 247 | 9/29/2020 | 02 | 681 | | 1232 | 80661 | 5515109698 | Kurtiella planulata | 4 | |
| Lower Harbor (Area 2) | 247 | 9/29/2020 | 02 | 681 | | 1321 | 80959 | 5515250301 | Mulinia lateralis | 17 | |
| Lower Harbor (Area 2) | 247 | 9/29/2020 | 02 | 681 | | 1338 | 67899 | 500168 | Terebellidae | 1 | |
| Lower Harbor (Area 2) | 247 | 9/29/2020 | 02 | 681 | | 1779 | 67439 | 5001600401 | Mediomastus ambiseta | 23 | |
| Lower Harbor (Area 2) | 247 | 9/29/2020 | 02 | 681 | | 1934 | 65789 | 5001231304 | Odontosyllis fulgurans | 2 | |
| Lower Harbor (Area 2) | 247 | 9/29/2020 | 02 | 681 | | 1948 | 68282 | 5001730901 | Hydroides dianthus | 12 | |
| Lower Harbor (Area 2) | 247 | 9/29/2020 | 02 | 681 | | 2040 | 59490 | 47 | Nematoda | | 1 |
| Lower Harbor (Area 2) | 247 | 9/29/2020 | 02 | 681 | | 3586 | 67671 | 5001650202 | Sabellaria vulgaris | 1 | |
| Lower Harbor (Area 2) | 247 | 9/29/2020 | 02 | 681 | | 4519 | 66132 | 5001280104 | Glycinde solitaria | 2 | |
| Lower Harbor (Area 2) | 247 | 9/29/2020 | 02 | 681 | | 4595 | 73631 | 5105039798 | Cotonopsis lafresnayi | 2 | |
| Lower Harbor (Area 2) | 247 | 9/29/2020 | 02 | 681 | | 4609 | 65470 | 5001210103 | Gyptis vittata | 2 | |
| Lower Harbor (Area 2) | 247 | 9/29/2020 | 02 | 681 | | 4618 | 65747 | 5001230897 | Sphaerosyllis taylori | 1 | |
| Lower Harbor (Area 2) | 247 | 9/29/2020 | 02 | 681 | | 4624 | 67147 | 5001500305 | Tharyx acutus | 2 | |
| Lower Harbor (Area 2) | 247 | 9/29/2020 | 02 | 681 | | 4629 | 81055 | 5515319698 | Macoploma tenta | 6 | |
| Lower Harbor (Area 2) | 247 | 9/29/2020 | 02 | 681 | | 4818 | 544802 | 6163020198 | Ianiropsis serricaudis | 6 | |

| | | | | | | | | | | | |
|---|---|---|---|---|---|---|---|---|---|---|---|
| Lower Harbor (Area 2) | 247 | 9/29/2020 | 02 | 681 | | 4833 | 67450 | 5001600198 | Capitella jonesi | 1 | |
| Lower Harbor (Area 2) | 247 | 9/29/2020 | 02 | 681 | | 4998 | 65722 | 5001230701 | Exogone dispar | 1 | |
| Lower Harbor (Area 2) | 247 | 9/29/2020 | 02 | 681 | | 6161 | 93643 | 6169150998 | Grandidierella japonica | 10 | |
| Lower Harbor (Area 2) | 247 | 9/29/2020 | 02 | 681 | | 6436 | 156056 | 7815250105 | Bugula neritina | | 1 |
| Lower Harbor (Area 2) | 247 | 9/29/2020 | 03 | 682 | | 88 | 66939 | 5001431801 | Streblospio benedicti | 12 | |
| Lower Harbor (Area 2) | 247 | 9/29/2020 | 03 | 682 | | 157 | 73552 | 5105039898 | Astyris lunata | 1 | |
| Lower Harbor (Area 2) | 247 | 9/29/2020 | 03 | 682 | | 202 | 81032 | 551531 | Tellinidae | 3 | |
| Lower Harbor (Area 2) | 247 | 9/29/2020 | 03 | 682 | | 203 | 81088 | 5515319898 | Ameritella agilis | 1 | |
| Lower Harbor (Area 2) | 247 | 9/29/2020 | 03 | 682 | | 252 | 93329 | 6169020108 | Ampelisca abdita | 1 | |
| Lower Harbor (Area 2) | 247 | 9/29/2020 | 03 | 682 | | 393 | 65266 | 5001139798 | Hypereteone heteropoda | 4 | |
| Lower Harbor (Area 2) | 247 | 9/29/2020 | 03 | 682 | | 411 | 66653 | 5001409899 | Leitoscoloplos sp. | 7 | |
| Lower Harbor (Area 2) | 247 | 9/29/2020 | 03 | 682 | | 466 | 68422 | 5004000000 | Oligochaeta | 2 | |
| Lower Harbor (Area 2) | 247 | 9/29/2020 | 03 | 682 | | 640 | 65084 | 5001060302 | Sthenelais boa | 1 | |
| Lower Harbor (Area 2) | 247 | 9/29/2020 | 03 | 682 | | 651 | 65917 | 5001249798 | Alitta succinea | 1 | |
| Lower Harbor (Area 2) | 247 | 9/29/2020 | 03 | 682 | | 654 | 66180 | 5001290201 | Diopatra cuprea | 1 | |
| Lower Harbor (Area 2) | 247 | 9/29/2020 | 03 | 682 | | 678 | 90790 | 6154040110 | Leucon americanus | 10 | |
| Lower Harbor (Area 2) | 247 | 9/29/2020 | 03 | 682 | | 709 | 94122 | 6169260901 | Microprotopus raneyi | 6 | |
| Lower Harbor (Area 2) | 247 | 9/29/2020 | 03 | 682 | | 770 | 67709 | 5001660302 | Pectinaria gouldii | 3 | |
| Lower Harbor (Area 2) | 247 | 9/29/2020 | 03 | 682 | | 1079 | 84195 | 6110 | Ostracoda | 1 | |
| Lower Harbor (Area 2) | 247 | 9/29/2020 | 03 | 682 | | 1116 | 81496 | 5515471101 | Mercenaria mercenaria | 10 | |
| Lower Harbor (Area 2) | 247 | 9/29/2020 | 03 | 682 | | 1321 | 80959 | 5515250301 | Mulinia lateralis | 32 | |
| Lower Harbor (Area 2) | 247 | 9/29/2020 | 03 | 682 | | 1779 | 67439 | 5001600401 | Mediomastus ambiseta | 11 | |
| Lower Harbor (Area 2) | 247 | 9/29/2020 | 03 | 682 | | 1983 | 76258 | 5110129898 | Haminella solitaria | 1 | |
| Lower Harbor (Area 2) | 247 | 9/29/2020 | 03 | 682 | | 2040 | 59490 | 47 | Nematoda | | 1 |
| Lower Harbor (Area 2) | 247 | 9/29/2020 | 03 | 682 | | 4609 | 65470 | 5001210103 | Gyptis vittata | 2 | |
| Lower Harbor (Area 2) | 247 | 9/29/2020 | 03 | 682 | | 4618 | 65747 | 5001230897 | Sphaerosyllis taylori | 1 | |
| Lower Harbor (Area 2) | 247 | 9/29/2020 | 03 | 682 | | 4629 | 81055 | 5515319698 | Macoploma tenta | 3 | |
| Lower Harbor (Area 2) | 247 | 9/29/2020 | 03 | 682 | | 6161 | 93643 | 6169150998 | Grandidierella japonica | 2 | |
| Lower Harbor (Area 2) | 247 | 9/29/2020 | 03 | 682 | | 8123202 | 80891 | 5515220401 | Laevicardium mortoni | 1 | |
| Lower Harbor (Area 2) | 249 | 9/29/2020 | 03 | 685 | S-249-20FSP20-03 | 57 | 65343 | 5001131101 | Eumida sanguinea | 1 | |
| Lower Harbor (Area 2) | 249 | 9/29/2020 | 03 | 685 | S-249-20FSP20-03 | 88 | 66939 | 5001431801 | Streblospio benedicti | 27 | |
| Lower Harbor (Area 2) | 249 | 9/29/2020 | 03 | 685 | S-249-20FSP20-03 | 91 | 204501 | 5001430498 | Polydora cornuta | 1 | |
| Lower Harbor (Area 2) | 249 | 9/29/2020 | 03 | 685 | S-249-20FSP20-03 | 157 | 73552 | 5105039898 | Astyris lunata | 2 | |
| Lower Harbor (Area 2) | 249 | 9/29/2020 | 03 | 685 | S-249-20FSP20-03 | 252 | 93329 | 6169020108 | Ampelisca abdita | 4 | |
| Lower Harbor (Area 2) | 249 | 9/29/2020 | 03 | 685 | S-249-20FSP20-03 | 257 | 93477 | 6169060401 | Microdeutopus gryllotalpa | 2 | |
| Lower Harbor (Area 2) | 249 | 9/29/2020 | 03 | 685 | S-249-20FSP20-03 | 381 | 66600 | 5001409898 | Leitoscoloplos robustus | 9 | |
| Lower Harbor (Area 2) | 249 | 9/29/2020 | 03 | 685 | S-249-20FSP20-03 | 393 | 65266 | 5001139798 | Hypereteone heteropoda | 4 | |
| Lower Harbor (Area 2) | 249 | 9/29/2020 | 03 | 685 | S-249-20FSP20-03 | 411 | 66653 | 5001409899 | Leitoscoloplos sp. | 13 | |
| Lower Harbor (Area 2) | 249 | 9/29/2020 | 03 | 685 | S-249-20FSP20-03 | 466 | 68422 | 5004000000 | Oligochaeta | 18 | |
| Lower Harbor (Area 2) | 249 | 9/29/2020 | 03 | 685 | S-249-20FSP20-03 | 641 | 65267 | 5001139797 | Hypereteone lactea | 1 | |
| Lower Harbor (Area 2) | 249 | 9/29/2020 | 03 | 685 | S-249-20FSP20-03 | 651 | 65917 | 5001249798 | Alitta succinea | 1 | |

| | | | | | | | | | | |
|---|---|---|---|---|---|---|---|---|---|---|
| Lower Harbor (Area 2) | 249 | 9/29/2020 | 03 | 685 | S-249-20FSP20-03 | 678 | 90790 | 6154040110 | Leucon americanus | 1 | |
| Lower Harbor (Area 2) | 249 | 9/29/2020 | 03 | 685 | S-249-20FSP20-03 | 709 | 94122 | 6169260901 | Microprotopus raneyi | 1 | |
| Lower Harbor (Area 2) | 249 | 9/29/2020 | 03 | 685 | S-249-20FSP20-03 | 1116 | 81496 | 5515471101 | Mercenaria mercenaria | 10 | |
| Lower Harbor (Area 2) | 249 | 9/29/2020 | 03 | 685 | S-249-20FSP20-03 | 1321 | 80959 | 5515250301 | Mulinia lateralis | 11 | |
| Lower Harbor (Area 2) | 249 | 9/29/2020 | 03 | 685 | S-249-20FSP20-03 | 1779 | 67439 | 5001600401 | Mediomastus ambiseta | 50 | |
| Lower Harbor (Area 2) | 249 | 9/29/2020 | 03 | 685 | S-249-20FSP20-03 | 1893 | 66791 | 5001439698 | Dipolydora socialis | 4 | |
| Lower Harbor (Area 2) | 249 | 9/29/2020 | 03 | 685 | S-249-20FSP20-03 | 2040 | 59490 | 47 | Nematoda | | 1 |
| Lower Harbor (Area 2) | 249 | 9/29/2020 | 03 | 685 | S-249-20FSP20-03 | 2111 | 86110 | 6119 | Harpacticoida | 2 | |
| Lower Harbor (Area 2) | 249 | 9/29/2020 | 03 | 685 | S-249-20FSP20-03 | 3580 | 76083 | 5110019898 | Japonactaeon punctostriatus | 1 | |
| Lower Harbor (Area 2) | 249 | 9/29/2020 | 03 | 685 | S-249-20FSP20-03 | 4519 | 66132 | 5001280104 | Glycinde solitaria | 1 | |
| Lower Harbor (Area 2) | 249 | 9/29/2020 | 03 | 685 | S-249-20FSP20-03 | 5013 | 66828 | 5001430496 | Polydora aggregata | 1 | |
| Lower Harbor (Area 2) | 249 | 9/29/2020 | 03 | 685 | S-249-20FSP20-03 | 6161 | 93643 | 6169150998 | Grandidierella japonica | 11 | |
| Lower Harbor (Area 2) | 249 | 9/29/2020 | 03 | 685 | S-249-20FSP20-03 | 6431 | 93606 | 6169159794 | Monocorophium sextonae | 2 | |
| Lower Harbor (Area 2) | 249 | 9/29/2020 | 04 | 686 | S-249-20FSP20-04 | 88 | 66939 | 5001431801 | Streblospio benedicti | 16 | |
| Lower Harbor (Area 2) | 249 | 9/29/2020 | 04 | 686 | S-249-20FSP20-04 | 91 | 204501 | 5001430498 | Polydora cornuta | 1 | |
| Lower Harbor (Area 2) | 249 | 9/29/2020 | 04 | 686 | S-249-20FSP20-04 | 157 | 73552 | 5105039898 | Astyris lunata | 1 | |
| Lower Harbor (Area 2) | 249 | 9/29/2020 | 04 | 686 | S-249-20FSP20-04 | 252 | 93329 | 6169020108 | Ampelisca abdita | 2 | |
| Lower Harbor (Area 2) | 249 | 9/29/2020 | 04 | 686 | S-249-20FSP20-04 | 381 | 66600 | 5001409898 | Leitoscoloplos robustus | 12 | |
| Lower Harbor (Area 2) | 249 | 9/29/2020 | 04 | 686 | S-249-20FSP20-04 | 387 | 81511 | 5515471301 | Gemma gemma | 1 | |
| Lower Harbor (Area 2) | 249 | 9/29/2020 | 04 | 686 | S-249-20FSP20-04 | 391 | 67420 | 5001600201 | Heteromastus filiformis | 1 | |
| Lower Harbor (Area 2) | 249 | 9/29/2020 | 04 | 686 | S-249-20FSP20-04 | 393 | 65266 | 5001139798 | Hypereteone heteropoda | 1 | |
| Lower Harbor (Area 2) | 249 | 9/29/2020 | 04 | 686 | S-249-20FSP20-04 | 411 | 66653 | 5001409899 | Leitoscoloplos sp. | 36 | |
| Lower Harbor (Area 2) | 249 | 9/29/2020 | 04 | 686 | S-249-20FSP20-04 | 462 | 57411 | 4300000000 | Nemertea | 2 | |
| Lower Harbor (Area 2) | 249 | 9/29/2020 | 04 | 686 | S-249-20FSP20-04 | 466 | 68422 | 5004000000 | Oligochaeta | 9 | |
| Lower Harbor (Area 2) | 249 | 9/29/2020 | 04 | 686 | S-249-20FSP20-04 | 641 | 65267 | 5001139797 | Hypereteone lactea | 1 | |
| Lower Harbor (Area 2) | 249 | 9/29/2020 | 04 | 686 | S-249-20FSP20-04 | 678 | 90790 | 6154040110 | Leucon americanus | 1 | |
| Lower Harbor (Area 2) | 249 | 9/29/2020 | 04 | 686 | S-249-20FSP20-04 | 709 | 94122 | 6169260901 | Microprotopus raneyi | 1 | |
| Lower Harbor (Area 2) | 249 | 9/29/2020 | 04 | 686 | S-249-20FSP20-04 | 770 | 67709 | 5001660302 | Pectinaria gouldii | 2 | |
| Lower Harbor (Area 2) | 249 | 9/29/2020 | 04 | 686 | S-249-20FSP20-04 | 1116 | 81496 | 5515471101 | Mercenaria mercenaria | 10 | |
| Lower Harbor (Area 2) | 249 | 9/29/2020 | 04 | 686 | S-249-20FSP20-04 | 1232 | 80661 | 5515109698 | Kurtiella planulata | 1 | |
| Lower Harbor (Area 2) | 249 | 9/29/2020 | 04 | 686 | S-249-20FSP20-04 | 1321 | 80959 | 5515250301 | Mulinia lateralis | 23 | |
| Lower Harbor (Area 2) | 249 | 9/29/2020 | 04 | 686 | S-249-20FSP20-04 | 1983 | 76258 | 5110129898 | Haminella solitaria | 3 | |
| Lower Harbor (Area 2) | 249 | 9/29/2020 | 04 | 686 | S-249-20FSP20-04 | 2040 | 59490 | 47 | Nematoda | | 1 |
| Lower Harbor (Area 2) | 249 | 9/29/2020 | 04 | 686 | S-249-20FSP20-04 | 3580 | 76083 | 5110019898 | Japonactaeon punctostriatus | 2 | |
| Lower Harbor (Area 2) | 249 | 9/29/2020 | 04 | 686 | S-249-20FSP20-04 | 4519 | 66132 | 5001280104 | Glycinde solitaria | 16 | |
| Lower Harbor (Area 2) | 249 | 9/29/2020 | 04 | 686 | S-249-20FSP20-04 | 4609 | 65470 | 5001210103 | Gyptis vittata | 2 | |
| Lower Harbor (Area 2) | 249 | 9/29/2020 | 04 | 686 | S-249-20FSP20-04 | 4629 | 81055 | 5515319698 | Macoploma tenta | 1 | |
| Lower Harbor (Area 2) | 249 | 9/29/2020 | 04 | 686 | S-249-20FSP20-04 | 6161 | 93643 | 6169150998 | Grandidierella japonica | 4 | |
| Lower Harbor (Area 2) | 249 | 9/29/2020 | 04 | 686 | S-249-20FSP20-04 | 6430 | | 9300000001 | Unidentified eggs/egg cases | | 1 |
| Lower Harbor (Area 2) | 253 | 9/29/2020 | 02 | 690 | S-253-20FSP20-02 | 88 | 66939 | 5001431801 | Streblospio benedicti | 17 | |
| Lower Harbor (Area 2) | 253 | 9/29/2020 | 02 | 690 | S-253-20FSP20-02 | 252 | 93329 | 6169020108 | Ampelisca abdita | 1 | |

| | | | | | | | | | |
|---|---|---|---|---|---|---|---|---|---|
| Lower Harbor (Area 2) | 253 | 9/29/2020 | 02 | 690 | S-253-20FSP20-02 | 393 | 65266 | 5001139798 | Hypereteone heteropoda | 2 |
| Lower Harbor (Area 2) | 253 | 9/29/2020 | 02 | 690 | S-253-20FSP20-02 | 411 | 66653 | 5001409899 | Leitoscoloplos sp. | 26 |
| Lower Harbor (Area 2) | 253 | 9/29/2020 | 02 | 690 | S-253-20FSP20-02 | 466 | 68422 | 5004000000 | Oligochaeta | 2 |
| Lower Harbor (Area 2) | 253 | 9/29/2020 | 02 | 690 | S-253-20FSP20-02 | 757 | 53963 | 39 | Platyhelminthes | 1 |
| Lower Harbor (Area 2) | 253 | 9/29/2020 | 02 | 690 | S-253-20FSP20-02 | 770 | 67709 | 5001660302 | Pectinaria gouldii | 5 |
| Lower Harbor (Area 2) | 253 | 9/29/2020 | 02 | 690 | S-253-20FSP20-02 | 1116 | 81496 | 5515471101 | Mercenaria mercenaria | 9 |
| Lower Harbor (Area 2) | 253 | 9/29/2020 | 02 | 690 | S-253-20FSP20-02 | 1232 | 80661 | 5515109698 | Kurtiella planulata | 1 |
| Lower Harbor (Area 2) | 253 | 9/29/2020 | 02 | 690 | S-253-20FSP20-02 | 1321 | 80959 | 5515250301 | Mulinia lateralis | 655 |
| Lower Harbor (Area 2) | 253 | 9/29/2020 | 02 | 690 | S-253-20FSP20-02 | 1779 | 67439 | 5001600401 | Mediomastus ambiseta | 88 |
| Lower Harbor (Area 2) | 253 | 9/29/2020 | 02 | 690 | S-253-20FSP20-02 | 2111 | 86110 | 6119 | Harpacticoida | 1 |
| Lower Harbor (Area 2) | 253 | 9/29/2020 | 02 | 690 | S-253-20FSP20-02 | 3580 | 76083 | 5110019898 | Japonactaeon punctostriatus | 1 |
| Lower Harbor (Area 2) | 253 | 9/29/2020 | 02 | 690 | S-253-20FSP20-02 | 4519 | 66132 | 5001280104 | Glycinde solitaria | 5 |
| Lower Harbor (Area 2) | 253 | 9/29/2020 | 02 | 690 | S-253-20FSP20-02 | 6161 | 93643 | 6169150998 | Grandidierella japonica | 6 |
| Lower Harbor (Area 2) | 253 | 9/29/2020 | 03 | 691 | S-253-20FSP20-03 | 88 | 66939 | 5001431801 | Streblospio benedicti | 5 |
| Lower Harbor (Area 2) | 253 | 9/29/2020 | 03 | 691 | S-253-20FSP20-03 | 393 | 65266 | 5001139798 | Hypereteone heteropoda | 3 |
| Lower Harbor (Area 2) | 253 | 9/29/2020 | 03 | 691 | S-253-20FSP20-03 | 411 | 66653 | 5001409899 | Leitoscoloplos sp. | 14 |
| Lower Harbor (Area 2) | 253 | 9/29/2020 | 03 | 691 | S-253-20FSP20-03 | 466 | 68422 | 5004000000 | Oligochaeta | 2 |
| Lower Harbor (Area 2) | 253 | 9/29/2020 | 03 | 691 | S-253-20FSP20-03 | 678 | 90790 | 6154040110 | Leucon americanus | 1 |
| Lower Harbor (Area 2) | 253 | 9/29/2020 | 03 | 691 | S-253-20FSP20-03 | 770 | 67709 | 5001660302 | Pectinaria gouldii | 2 |
| Lower Harbor (Area 2) | 253 | 9/29/2020 | 03 | 691 | S-253-20FSP20-03 | 1116 | 81496 | 5515471101 | Mercenaria mercenaria | 1 |
| Lower Harbor (Area 2) | 253 | 9/29/2020 | 03 | 691 | S-253-20FSP20-03 | 1321 | 80959 | 5515250301 | Mulinia lateralis | 474 |
| Lower Harbor (Area 2) | 253 | 9/29/2020 | 03 | 691 | S-253-20FSP20-03 | 1779 | 67439 | 5001600401 | Mediomastus ambiseta | 25 |
| Lower Harbor (Area 2) | 253 | 9/29/2020 | 03 | 691 | S-253-20FSP20-03 | 2111 | 86110 | 6119 | Harpacticoida | 3 |
| Lower Harbor (Area 2) | 253 | 9/29/2020 | 03 | 691 | S-253-20FSP20-03 | 3580 | 76083 | 5110019898 | Japonactaeon punctostriatus | 5 |
| Lower Harbor (Area 2) | 253 | 9/29/2020 | 03 | 691 | S-253-20FSP20-03 | 4519 | 66132 | 5001280104 | Glycinde solitaria | 3 |
| Lower Harbor (Area 2) | 253 | 9/29/2020 | 03 | 691 | S-253-20FSP20-03 | 4609 | 65470 | 5001210103 | Gyptis vittata | 1 |
| Lower Harbor (Area 2) | 253 | 9/29/2020 | 03 | 691 | S-253-20FSP20-03 | 4629 | 81055 | 5515319698 | Macoploma tenta | 9 |
| Lower Harbor (Area 2) | 253 | 9/29/2020 | 03 | 691 | S-253-20FSP20-03 | 6161 | 93643 | 6169150998 | Grandidierella japonica | 1 |
| Outer Harbor (Area 3) | 346 | 9/29/2020 | 03 | 601 | | 149 | 72623 | 5103640204 | Crepidula fornicata | 2 |
| Outer Harbor (Area 3) | 346 | 9/29/2020 | 03 | 601 | | 150 | 72627 | 5103640207 | Crepidula plana | 2 |
| Outer Harbor (Area 3) | 346 | 9/29/2020 | 03 | 601 | | 157 | 73552 | 5105039898 | Astyris lunata | 17 |
| Outer Harbor (Area 3) | 346 | 9/29/2020 | 03 | 601 | | 162 | 74109 | 5105089898 | Tritia trivittata | 2 |
| Outer Harbor (Area 3) | 346 | 9/29/2020 | 03 | 601 | | 186 | 79501 | 5507010601 | Modiolus modiolus | 1 |
| Outer Harbor (Area 3) | 346 | 9/29/2020 | 03 | 601 | | 203 | 81088 | 5515319898 | Ameritella agilis | 33 |
| Outer Harbor (Area 3) | 346 | 9/29/2020 | 03 | 601 | | 208 | 81926 | 5520050206 | Lyonsia hyalina | 6 |
| Outer Harbor (Area 3) | 346 | 9/29/2020 | 03 | 601 | | 600 | 76117 | 5110040103 | Acteocina canaliculata | 8 |
| Outer Harbor (Area 3) | 346 | 9/29/2020 | 03 | 601 | | 610 | 75991 | 5108019898 | Boonea seminuda | 4 |
| Outer Harbor (Area 3) | 346 | 9/29/2020 | 03 | 601 | | 616 | 79340 | 5506010201 | Anadara transversa | 13 |
| Outer Harbor (Area 3) | 346 | 9/29/2020 | 03 | 601 | | 4514 | 72619 | 5103640299 | Crepidula sp. | 5 |
| Outer Harbor (Area 3) | 346 | 9/29/2020 | 03 | 601 | | 4528 | 76155 | 5110049898 | Cylichnella oryza | 6 |
| Outer Harbor (Area 3) | 346 | 9/29/2020 | 03 | 601 | | 4595 | 73631 | 5105039798 | Cotonopsis lafresnayi | 2 |

| | | | | | | | | | | |
|---|---|---|---|---|---|---|---|---|---|---|
| Outer Harbor (Area 3) | 346 | 9/29/2020 03 | 601 | | 4629 | 81055 | 5515319698 | Macoploma tenta | 2 | |
| Outer Harbor (Area 3) | 346 | 9/29/2020 03 | 601 | | 4842 | 75774 | 5108019798 | Asmunda elegantula | 2 | |
| Outer Harbor (Area 3) | 346 | 9/29/2020 03 | 601 | | 8123202 | 80891 | 5515220401 | Laevicardium mortoni | 2 | |
| Lower Harbor (Area 2) | 218 | 10/1/2020 03 | 631 | S-218-20FSP20-03 | 92 | 66897 | 5001431001 | Spiophanes bombyx | 1 | |
| Lower Harbor (Area 2) | 218 | 10/1/2020 03 | 631 | S-218-20FSP20-03 | 157 | 73552 | 5105039898 | Astyris lunata | 1 | |
| Lower Harbor (Area 2) | 218 | 10/1/2020 03 | 631 | S-218-20FSP20-03 | 387 | 81511 | 5515471301 | Gemma gemma | 1 | |
| Lower Harbor (Area 2) | 218 | 10/1/2020 03 | 631 | S-218-20FSP20-03 | 466 | 68422 | 5004000000 | Oligochaeta | 1 | |
| Lower Harbor (Area 2) | 218 | 10/1/2020 03 | 631 | S-218-20FSP20-03 | 2040 | 59490 | 47 | Nematoda | | 1 |
| Lower Harbor (Area 2) | 218 | 10/1/2020 04 | 632 | S-218-20FSP20-04 | 88 | 66939 | 5001431801 | Streblospio benedicti | 44 | |
| Lower Harbor (Area 2) | 218 | 10/1/2020 04 | 632 | S-218-20FSP20-04 | 381 | 66600 | 5001409898 | Leitoscoloplos robustus | 3 | |
| Lower Harbor (Area 2) | 218 | 10/1/2020 04 | 632 | S-218-20FSP20-04 | 391 | 67420 | 5001600201 | Heteromastus filiformis | 1 | |
| Lower Harbor (Area 2) | 218 | 10/1/2020 04 | 632 | S-218-20FSP20-04 | 411 | 66653 | 5001409899 | Leitoscoloplos sp. | 7 | |
| Lower Harbor (Area 2) | 218 | 10/1/2020 04 | 632 | S-218-20FSP20-04 | 466 | 68422 | 5004000000 | Oligochaeta | 16 | |
| Lower Harbor (Area 2) | 218 | 10/1/2020 04 | 632 | S-218-20FSP20-04 | 651 | 65917 | 5001249798 | Alitta succinea | 1 | |
| Lower Harbor (Area 2) | 218 | 10/1/2020 04 | 632 | S-218-20FSP20-04 | 769 | 98901 | 6189029798 | Dyspanopeus sayi | 2 | |
| Lower Harbor (Area 2) | 218 | 10/1/2020 04 | 632 | S-218-20FSP20-04 | 1116 | 81496 | 5515471101 | Mercenaria mercenaria | 1 | |
| Lower Harbor (Area 2) | 218 | 10/1/2020 04 | 632 | S-218-20FSP20-04 | 2040 | 59490 | 47 | Nematoda | | 1 |
| Lower Harbor (Area 2) | 218 | 10/1/2020 04 | 632 | S-218-20FSP20-04 | 6083 | 67415 | 5001600197 | Capitella capitata complex | 1 | |
| Lower Harbor (Area 2) | 226 | 10/1/2020 03 | 649 | S-226-20FSP20-03 | 88 | 66939 | 5001431801 | Streblospio benedicti | 1 | |
| Lower Harbor (Area 2) | 226 | 10/1/2020 03 | 649 | S-226-20FSP20-03 | 91 | 204501 | 5001430498 | Polydora cornuta | 1 | |
| Lower Harbor (Area 2) | 226 | 10/1/2020 03 | 649 | S-226-20FSP20-03 | 203 | 81088 | 5515319898 | Ameritella agilis | 1 | |
| Lower Harbor (Area 2) | 226 | 10/1/2020 03 | 649 | S-226-20FSP20-03 | 411 | 66653 | 5001409899 | Leitoscoloplos sp. | 5 | |
| Lower Harbor (Area 2) | 226 | 10/1/2020 03 | 649 | S-226-20FSP20-03 | 1321 | 80959 | 5515250301 | Mulinia lateralis | 4 | |
| Lower Harbor (Area 2) | 226 | 10/1/2020 03 | 649 | S-226-20FSP20-03 | 2040 | 59490 | 47 | Nematoda | | 1 |
| Lower Harbor (Area 2) | 226 | 10/1/2020 03 | 649 | S-226-20FSP20-03 | 4519 | 66132 | 5001280104 | Glycinde solitaria | 1 | |
| Lower Harbor (Area 2) | 226 | 10/1/2020 04 | 650 | S-226-20FSP20-04 | 88 | 66939 | 5001431801 | Streblospio benedicti | 5 | |
| Lower Harbor (Area 2) | 226 | 10/1/2020 04 | 650 | S-226-20FSP20-04 | 252 | 93329 | 6169020108 | Ampelisca abdita | 1 | |
| Lower Harbor (Area 2) | 226 | 10/1/2020 04 | 650 | S-226-20FSP20-04 | 381 | 66600 | 5001409898 | Leitoscoloplos robustus | 3 | |
| Lower Harbor (Area 2) | 226 | 10/1/2020 04 | 650 | S-226-20FSP20-04 | 411 | 66653 | 5001409899 | Leitoscoloplos sp. | 1 | |
| Lower Harbor (Area 2) | 226 | 10/1/2020 04 | 650 | S-226-20FSP20-04 | 678 | 90790 | 6154040110 | Leucon americanus | 3 | |
| Lower Harbor (Area 2) | 226 | 10/1/2020 04 | 650 | S-226-20FSP20-04 | 2040 | 59490 | 47 | Nematoda | | 1 |
| Lower Harbor (Area 2) | 226 | 10/1/2020 04 | 650 | S-226-20FSP20-04 | 4609 | 65470 | 5001210103 | Gyptis vittata | 1 | |
| Lower Harbor (Area 2) | 226 | 10/1/2020 04 | 650 | S-226-20FSP20-04 | 6161 | 93643 | 6169150998 | Grandidierella japonica | 2 | |
| Lower Harbor (Area 2) | 227 | 10/1/2020 02 | 651 | S-227-20FSP20-02 | 88 | 66939 | 5001431801 | Streblospio benedicti | 25 | |
| Lower Harbor (Area 2) | 227 | 10/1/2020 02 | 651 | S-227-20FSP20-02 | 91 | 204501 | 5001430498 | Polydora cornuta | 2 | |
| Lower Harbor (Area 2) | 227 | 10/1/2020 02 | 651 | S-227-20FSP20-02 | 252 | 93329 | 6169020108 | Ampelisca abdita | 2 | |
| Lower Harbor (Area 2) | 227 | 10/1/2020 02 | 651 | S-227-20FSP20-02 | 381 | 66600 | 5001409898 | Leitoscoloplos robustus | 3 | |
| Lower Harbor (Area 2) | 227 | 10/1/2020 02 | 651 | S-227-20FSP20-02 | 391 | 67420 | 5001600201 | Heteromastus filiformis | 2 | |
| Lower Harbor (Area 2) | 227 | 10/1/2020 02 | 651 | S-227-20FSP20-02 | 393 | 65266 | 5001139798 | Hypereteone heteropoda | 8 | |
| Lower Harbor (Area 2) | 227 | 10/1/2020 02 | 651 | S-227-20FSP20-02 | 411 | 66653 | 5001409899 | Leitoscoloplos sp. | 43 | |
| Lower Harbor (Area 2) | 227 | 10/1/2020 02 | 651 | S-227-20FSP20-02 | 466 | 68422 | 5004000000 | Oligochaeta | 87 | |

| | | | | | | | | | | |
|---|---|---|---|---|---|---|---|---|---|---|
| Lower Harbor (Area 2) | 227 | 10/1/2020 | 02 | 651 | S-227-20FSP20-02 | 678 | 90790 | 6154040110 | Leucon americanus | 2 | |
| Lower Harbor (Area 2) | 227 | 10/1/2020 | 02 | 651 | S-227-20FSP20-02 | 770 | 67709 | 5001660302 | Pectinaria gouldii | 1 | |
| Lower Harbor (Area 2) | 227 | 10/1/2020 | 02 | 651 | S-227-20FSP20-02 | 1116 | 81496 | 5515471101 | Mercenaria mercenaria | 10 | |
| Lower Harbor (Area 2) | 227 | 10/1/2020 | 02 | 651 | S-227-20FSP20-02 | 1118 | 65517 | 5001219798 | Oxydromus obscurus | 3 | |
| Lower Harbor (Area 2) | 227 | 10/1/2020 | 02 | 651 | S-227-20FSP20-02 | 1321 | 80959 | 5515250301 | Mulinia lateralis | 38 | |
| Lower Harbor (Area 2) | 227 | 10/1/2020 | 02 | 651 | S-227-20FSP20-02 | 1779 | 67439 | 5001600401 | Mediomastus ambiseta | 104 | |
| Lower Harbor (Area 2) | 227 | 10/1/2020 | 02 | 651 | S-227-20FSP20-02 | 1983 | 76258 | 5110129898 | Haminella solitaria | 1 | |
| Lower Harbor (Area 2) | 227 | 10/1/2020 | 02 | 651 | S-227-20FSP20-02 | 2040 | 59490 | 47 | Nematoda | | 1 |
| Lower Harbor (Area 2) | 227 | 10/1/2020 | 02 | 651 | S-227-20FSP20-02 | 3580 | 76083 | 5110019898 | Japonactaeon punctostriatus | 13 | |
| Lower Harbor (Area 2) | 227 | 10/1/2020 | 02 | 651 | S-227-20FSP20-02 | 4519 | 66132 | 5001280104 | Glycinde solitaria | 7 | |
| Lower Harbor (Area 2) | 227 | 10/1/2020 | 02 | 651 | S-227-20FSP20-02 | 4609 | 65470 | 5001210103 | Gyptis vittata | 6 | |
| Lower Harbor (Area 2) | 227 | 10/1/2020 | 02 | 651 | S-227-20FSP20-02 | 4612 | 67027 | 5001430502 | Prionospio cirrifera | 1 | |
| Lower Harbor (Area 2) | 227 | 10/1/2020 | 02 | 651 | S-227-20FSP20-02 | 4624 | 67147 | 5001500305 | Tharyx acutus | 2 | |
| Lower Harbor (Area 2) | 227 | 10/1/2020 | 02 | 651 | S-227-20FSP20-02 | 4629 | 81055 | 5515319698 | Macoploma tenta | 3 | |
| Lower Harbor (Area 2) | 227 | 10/1/2020 | 02 | 651 | S-227-20FSP20-02 | 5707 | 81274 | 5515330202 | Tagelus divisus | 1 | |
| Lower Harbor (Area 2) | 227 | 10/1/2020 | 02 | 651 | S-227-20FSP20-02 | 5806 | 49449 | 370397 | Corymorphidae | 2 | |
| Lower Harbor (Area 2) | 227 | 10/1/2020 | 02 | 651 | S-227-20FSP20-02 | 6161 | 93643 | 6169150998 | Grandidierella japonica | 4 | |
| Lower Harbor (Area 2) | 227 | 10/1/2020 | 03 | 652 | S-227-20FSP20-03 | 88 | 66939 | 5001431801 | Streblospio benedicti | 19 | |
| Lower Harbor (Area 2) | 227 | 10/1/2020 | 03 | 652 | S-227-20FSP20-03 | 91 | 204501 | 5001430498 | Polydora cornuta | 1 | |
| Lower Harbor (Area 2) | 227 | 10/1/2020 | 03 | 652 | S-227-20FSP20-03 | 92 | 66897 | 5001431001 | Spiophanes bombyx | 1 | |
| Lower Harbor (Area 2) | 227 | 10/1/2020 | 03 | 652 | S-227-20FSP20-03 | 203 | 81088 | 5515319898 | Ameritella agilis | 3 | |
| Lower Harbor (Area 2) | 227 | 10/1/2020 | 03 | 652 | S-227-20FSP20-03 | 381 | 66600 | 5001409898 | Leitoscoloplos robustus | 12 | |
| Lower Harbor (Area 2) | 227 | 10/1/2020 | 03 | 652 | S-227-20FSP20-03 | 391 | 67420 | 5001600201 | Heteromastus filiformis | 2 | |
| Lower Harbor (Area 2) | 227 | 10/1/2020 | 03 | 652 | S-227-20FSP20-03 | 393 | 65266 | 5001139798 | Hypereteone heteropoda | 15 | |
| Lower Harbor (Area 2) | 227 | 10/1/2020 | 03 | 652 | S-227-20FSP20-03 | 411 | 66653 | 5001409899 | Leitoscoloplos sp. | 71 | |
| Lower Harbor (Area 2) | 227 | 10/1/2020 | 03 | 652 | S-227-20FSP20-03 | 466 | 68422 | 5004000000 | Oligochaeta | 88 | |
| Lower Harbor (Area 2) | 227 | 10/1/2020 | 03 | 652 | S-227-20FSP20-03 | 600 | 76117 | 5110040103 | Acteocina canaliculata | 1 | |
| Lower Harbor (Area 2) | 227 | 10/1/2020 | 03 | 652 | S-227-20FSP20-03 | 770 | 67709 | 5001660302 | Pectinaria gouldii | 2 | |
| Lower Harbor (Area 2) | 227 | 10/1/2020 | 03 | 652 | S-227-20FSP20-03 | 1116 | 81496 | 5515471101 | Mercenaria mercenaria | 7 | |
| Lower Harbor (Area 2) | 227 | 10/1/2020 | 03 | 652 | S-227-20FSP20-03 | 1118 | 65517 | 5001219798 | Oxydromus obscurus | 1 | |
| Lower Harbor (Area 2) | 227 | 10/1/2020 | 03 | 652 | S-227-20FSP20-03 | 1199 | 65477 | 5001210201 | Microphthalmus sczelkowii | 1 | |
| Lower Harbor (Area 2) | 227 | 10/1/2020 | 03 | 652 | S-227-20FSP20-03 | 1202 | 79118 | 55 | Bivalvia | 1 | |
| Lower Harbor (Area 2) | 227 | 10/1/2020 | 03 | 652 | S-227-20FSP20-03 | 1321 | 80959 | 5515250301 | Mulinia lateralis | 93 | |
| Lower Harbor (Area 2) | 227 | 10/1/2020 | 03 | 652 | S-227-20FSP20-03 | 1324 | 75987 | 5108019897 | Boonea bisuturalis | 2 | |
| Lower Harbor (Area 2) | 227 | 10/1/2020 | 03 | 652 | S-227-20FSP20-03 | 1779 | 67439 | 5001600401 | Mediomastus ambiseta | 76 | |
| Lower Harbor (Area 2) | 227 | 10/1/2020 | 03 | 652 | S-227-20FSP20-03 | 1983 | 76258 | 5110129898 | Haminella solitaria | 5 | |
| Lower Harbor (Area 2) | 227 | 10/1/2020 | 03 | 652 | S-227-20FSP20-03 | 2040 | 59490 | 47 | Nematoda | | 1 |
| Lower Harbor (Area 2) | 227 | 10/1/2020 | 03 | 652 | S-227-20FSP20-03 | 3580 | 76083 | 5110019898 | Japonactaeon punctostriatus | 12 | |
| Lower Harbor (Area 2) | 227 | 10/1/2020 | 03 | 652 | S-227-20FSP20-03 | 3586 | 67671 | 5001650202 | Sabellaria vulgaris | 1 | |
| Lower Harbor (Area 2) | 227 | 10/1/2020 | 03 | 652 | S-227-20FSP20-03 | 4519 | 66132 | 5001280104 | Glycinde solitaria | 4 | |
| Lower Harbor (Area 2) | 227 | 10/1/2020 | 03 | 652 | S-227-20FSP20-03 | 4609 | 65470 | 5001210103 | Gyptis vittata | 3 | |

| | | | | | | | | | | | |
|---|---|---|---|---|---|---|---|---|---|---|---|
| Lower Harbor (Area 2) | 227 | 10/1/2020 | 03 | 652 | S-227-20FSP20-03 | 4624 | 67147 | 5001500305 | Tharyx acutus | 1 | |
| Lower Harbor (Area 2) | 227 | 10/1/2020 | 03 | 652 | S-227-20FSP20-03 | 4629 | 81055 | 5515319698 | Macoploma tenta | 1 | |
| Lower Harbor (Area 2) | 227 | 10/1/2020 | 03 | 652 | S-227-20FSP20-03 | 5806 | 49449 | 370397 | Corymorphidae | 1 | |
| Lower Harbor (Area 2) | 230 | 10/1/2020 | 02 | 654 | S-230-20FSP20-02 | 88 | 66939 | 5001431801 | Streblospio benedicti | 34 | |
| Lower Harbor (Area 2) | 230 | 10/1/2020 | 02 | 654 | S-230-20FSP20-02 | 178 | 79132 | 5502020204 | Nucula proxima | 3 | |
| Lower Harbor (Area 2) | 230 | 10/1/2020 | 02 | 654 | S-230-20FSP20-02 | 252 | 93329 | 6169020108 | Ampelisca abdita | 3 | |
| Lower Harbor (Area 2) | 230 | 10/1/2020 | 02 | 654 | S-230-20FSP20-02 | 393 | 65266 | 5001139798 | Hypereteone heteropoda | 2 | |
| Lower Harbor (Area 2) | 230 | 10/1/2020 | 02 | 654 | S-230-20FSP20-02 | 411 | 66653 | 5001409899 | Leitoscoloplos sp. | 9 | |
| Lower Harbor (Area 2) | 230 | 10/1/2020 | 02 | 654 | S-230-20FSP20-02 | 450 | 66106 | 5001270104 | Glycera americana | 1 | |
| Lower Harbor (Area 2) | 230 | 10/1/2020 | 02 | 654 | S-230-20FSP20-02 | 462 | 57411 | 4300000000 | Nemertea | 1 | |
| Lower Harbor (Area 2) | 230 | 10/1/2020 | 02 | 654 | S-230-20FSP20-02 | 466 | 68422 | 5004000000 | Oligochaeta | 4 | |
| Lower Harbor (Area 2) | 230 | 10/1/2020 | 02 | 654 | S-230-20FSP20-02 | 642 | 65366 | 5001130108 | Phyllodoce arenae | 2 | |
| Lower Harbor (Area 2) | 230 | 10/1/2020 | 02 | 654 | S-230-20FSP20-02 | 678 | 90790 | 6154040110 | Leucon americanus | 2 | |
| Lower Harbor (Area 2) | 230 | 10/1/2020 | 02 | 654 | S-230-20FSP20-02 | 770 | 67709 | 5001660302 | Pectinaria gouldii | 3 | |
| Lower Harbor (Area 2) | 230 | 10/1/2020 | 02 | 654 | S-230-20FSP20-02 | 1116 | 81496 | 5515471101 | Mercenaria mercenaria | 1 | |
| Lower Harbor (Area 2) | 230 | 10/1/2020 | 02 | 654 | S-230-20FSP20-02 | 1321 | 80959 | 5515250301 | Mulinia lateralis | 18 | |
| Lower Harbor (Area 2) | 230 | 10/1/2020 | 02 | 654 | S-230-20FSP20-02 | 1779 | 67439 | 5001600401 | Mediomastus ambiseta | 32 | |
| Lower Harbor (Area 2) | 230 | 10/1/2020 | 02 | 654 | S-230-20FSP20-02 | 1826 | 67959 | 5001680899 | Polycirrus sp. | 1 | |
| Lower Harbor (Area 2) | 230 | 10/1/2020 | 02 | 654 | S-230-20FSP20-02 | 1893 | 66791 | 5001439698 | Dipolydora socialis | 1 | |
| Lower Harbor (Area 2) | 230 | 10/1/2020 | 02 | 654 | S-230-20FSP20-02 | 2040 | 59490 | 47 | Nematoda | | 1 |
| Lower Harbor (Area 2) | 230 | 10/1/2020 | 02 | 654 | S-230-20FSP20-02 | 4519 | 66132 | 5001280104 | Glycinde solitaria | 3 | |
| Lower Harbor (Area 2) | 230 | 10/1/2020 | 02 | 654 | S-230-20FSP20-02 | 4609 | 65470 | 5001210103 | Gyptis vittata | 1 | |
| Lower Harbor (Area 2) | 230 | 10/1/2020 | 02 | 654 | S-230-20FSP20-02 | 4629 | 81055 | 5515319698 | Macoploma tenta | 3 | |
| Lower Harbor (Area 2) | 230 | 10/1/2020 | 02 | 654 | S-230-20FSP20-02 | 4887 | 67110 | 5001490302 | Spiochaetopterus costarum oculatus | 9 | |
| Lower Harbor (Area 2) | 230 | 10/1/2020 | 02 | 654 | S-230-20FSP20-02 | 6083 | 67415 | 5001600197 | Capitella capitata complex | 1 | |
| Lower Harbor (Area 2) | 230 | 10/1/2020 | 04 | 656 | S-230-20FSP20-04 | 88 | 66939 | 5001431801 | Streblospio benedicti | 41 | |
| Lower Harbor (Area 2) | 230 | 10/1/2020 | 04 | 656 | S-230-20FSP20-04 | 203 | 81088 | 5515319898 | Ameritella agilis | 1 | |
| Lower Harbor (Area 2) | 230 | 10/1/2020 | 04 | 656 | S-230-20FSP20-04 | 252 | 93329 | 6169020108 | Ampelisca abdita | 7 | |
| Lower Harbor (Area 2) | 230 | 10/1/2020 | 04 | 656 | S-230-20FSP20-04 | 393 | 65266 | 5001139798 | Hypereteone heteropoda | 2 | |
| Lower Harbor (Area 2) | 230 | 10/1/2020 | 04 | 656 | S-230-20FSP20-04 | 411 | 66653 | 5001409899 | Leitoscoloplos sp. | 13 | |
| Lower Harbor (Area 2) | 230 | 10/1/2020 | 04 | 656 | S-230-20FSP20-04 | 450 | 66106 | 5001270104 | Glycera americana | 1 | |
| Lower Harbor (Area 2) | 230 | 10/1/2020 | 04 | 656 | S-230-20FSP20-04 | 462 | 57411 | 4300000000 | Nemertea | 1 | |
| Lower Harbor (Area 2) | 230 | 10/1/2020 | 04 | 656 | S-230-20FSP20-04 | 466 | 68422 | 5004000000 | Oligochaeta | 11 | |
| Lower Harbor (Area 2) | 230 | 10/1/2020 | 04 | 656 | S-230-20FSP20-04 | 678 | 90790 | 6154040110 | Leucon americanus | 7 | |
| Lower Harbor (Area 2) | 230 | 10/1/2020 | 04 | 656 | S-230-20FSP20-04 | 1321 | 80959 | 5515250301 | Mulinia lateralis | 23 | |
| Lower Harbor (Area 2) | 230 | 10/1/2020 | 04 | 656 | S-230-20FSP20-04 | 1779 | 67439 | 5001600401 | Mediomastus ambiseta | 92 | |
| Lower Harbor (Area 2) | 230 | 10/1/2020 | 04 | 656 | S-230-20FSP20-04 | 1784 | 67438 | 5001600499 | Mediomastus sp. | 3 | |
| Lower Harbor (Area 2) | 230 | 10/1/2020 | 04 | 656 | S-230-20FSP20-04 | 1963 | 80711 | 5515140101 | Turtonia minuta | 1 | |
| Lower Harbor (Area 2) | 230 | 10/1/2020 | 04 | 656 | S-230-20FSP20-04 | 2040 | 59490 | 47 | Nematoda | | 1 |
| Lower Harbor (Area 2) | 230 | 10/1/2020 | 04 | 656 | S-230-20FSP20-04 | 2071 | 65870 | 500124 | Nereididae | 1 | |
| Lower Harbor (Area 2) | 230 | 10/1/2020 | 04 | 656 | S-230-20FSP20-04 | 2111 | 86110 | 6119 | Harpacticoida | 4 | |

| | | | | | | | | | | |
|---|---|---|---|---|---|---|---|---|---|---|
| Lower Harbor (Area 2) | 230 | 10/1/2020 | 04 | 656 | S-230-20FSP20-04 | 3580 | 76083 | 5110019898 | Japonactaeon punctostriatus | 5 | |
| Lower Harbor (Area 2) | 230 | 10/1/2020 | 04 | 656 | S-230-20FSP20-04 | 4519 | 66132 | 5001280104 | Glycinde solitaria | 8 | |
| Lower Harbor (Area 2) | 230 | 10/1/2020 | 04 | 656 | S-230-20FSP20-04 | 4609 | 65470 | 5001210103 | Gyptis vittata | 1 | |
| Lower Harbor (Area 2) | 230 | 10/1/2020 | 04 | 656 | S-230-20FSP20-04 | 4887 | 67110 | 5001490302 | Spiochaetopterus costarum oculatus | 1 | |
| Lower Harbor (Area 2) | 230 | 10/1/2020 | 04 | 656 | S-230-20FSP20-04 | 6161 | 93643 | 6169150998 | Grandidierella japonica | 4 | |
| Lower Harbor (Area 2) | 230 | 10/1/2020 | 04 | 656 | S-230-20FSP20-04 | 6430 | | 9300000001 | Unidentified eggs/egg cases | | 1 |
| Lower Harbor (Area 2) | 231 | 10/1/2020 | 03 | 658 | S-231-20FSP20-03 | 178 | 79132 | 5502020204 | Nucula proxima | 4 | |
| Lower Harbor (Area 2) | 231 | 10/1/2020 | 03 | 658 | S-231-20FSP20-03 | 252 | 93329 | 6169020108 | Ampelisca abdita | 1 | |
| Lower Harbor (Area 2) | 231 | 10/1/2020 | 03 | 658 | S-231-20FSP20-03 | 393 | 65266 | 5001139798 | Hypereteone heteropoda | 1 | |
| Lower Harbor (Area 2) | 231 | 10/1/2020 | 03 | 658 | S-231-20FSP20-03 | 411 | 66653 | 5001409899 | Leitoscoloplos sp. | 17 | |
| Lower Harbor (Area 2) | 231 | 10/1/2020 | 03 | 658 | S-231-20FSP20-03 | 462 | 57411 | 4300000000 | Nemertea | 1 | |
| Lower Harbor (Area 2) | 231 | 10/1/2020 | 03 | 658 | S-231-20FSP20-03 | 600 | 76117 | 5110040103 | Acteocina canaliculata | 48 | |
| Lower Harbor (Area 2) | 231 | 10/1/2020 | 03 | 658 | S-231-20FSP20-03 | 651 | 65917 | 5001249798 | Alitta succinea | 2 | |
| Lower Harbor (Area 2) | 231 | 10/1/2020 | 03 | 658 | S-231-20FSP20-03 | 678 | 90790 | 6154040110 | Leucon americanus | 12 | |
| Lower Harbor (Area 2) | 231 | 10/1/2020 | 03 | 658 | S-231-20FSP20-03 | 757 | 53963 | 39 | Platyhelminthes | 1 | |
| Lower Harbor (Area 2) | 231 | 10/1/2020 | 03 | 658 | S-231-20FSP20-03 | 770 | 67709 | 5001660302 | Pectinaria gouldii | 2 | |
| Lower Harbor (Area 2) | 231 | 10/1/2020 | 03 | 658 | S-231-20FSP20-03 | 1116 | 81496 | 5515471101 | Mercenaria mercenaria | 3 | |
| Lower Harbor (Area 2) | 231 | 10/1/2020 | 03 | 658 | S-231-20FSP20-03 | 1232 | 80661 | 5515109698 | Kurtiella planulata | 2 | |
| Lower Harbor (Area 2) | 231 | 10/1/2020 | 03 | 658 | S-231-20FSP20-03 | 1321 | 80959 | 5515250301 | Mulinia lateralis | 188 | |
| Lower Harbor (Area 2) | 231 | 10/1/2020 | 03 | 658 | S-231-20FSP20-03 | 2040 | 59490 | 47 | Nematoda | | 1 |
| Lower Harbor (Area 2) | 231 | 10/1/2020 | 03 | 658 | S-231-20FSP20-03 | 3580 | 76083 | 5110019898 | Japonactaeon punctostriatus | 2 | |
| Lower Harbor (Area 2) | 231 | 10/1/2020 | 03 | 658 | S-231-20FSP20-03 | 4519 | 66132 | 5001280104 | Glycinde solitaria | 5 | |
| Lower Harbor (Area 2) | 231 | 10/1/2020 | 03 | 658 | S-231-20FSP20-03 | 4528 | 76155 | 5110049898 | Cylichnella oryza | 1 | |
| Lower Harbor (Area 2) | 231 | 10/1/2020 | 03 | 658 | S-231-20FSP20-03 | 4609 | 65470 | 5001210103 | Gyptis vittata | 1 | |
| Lower Harbor (Area 2) | 231 | 10/1/2020 | 03 | 658 | S-231-20FSP20-03 | 4629 | 81055 | 5515319698 | Macoploma tenta | 5 | |
| Lower Harbor (Area 2) | 231 | 10/1/2020 | 04 | 659 | S-231-20FSP20-04 | 88 | 66939 | 5001431801 | Streblospio benedicti | 1 | |
| Lower Harbor (Area 2) | 231 | 10/1/2020 | 04 | 659 | S-231-20FSP20-04 | 252 | 93329 | 6169020108 | Ampelisca abdita | 1 | |
| Lower Harbor (Area 2) | 231 | 10/1/2020 | 04 | 659 | S-231-20FSP20-04 | 393 | 65266 | 5001139798 | Hypereteone heteropoda | 3 | |
| Lower Harbor (Area 2) | 231 | 10/1/2020 | 04 | 659 | S-231-20FSP20-04 | 411 | 66653 | 5001409899 | Leitoscoloplos sp. | 17 | |
| Lower Harbor (Area 2) | 231 | 10/1/2020 | 04 | 659 | S-231-20FSP20-04 | 466 | 68422 | 5004000000 | Oligochaeta | 2 | |
| Lower Harbor (Area 2) | 231 | 10/1/2020 | 04 | 659 | S-231-20FSP20-04 | 600 | 76117 | 5110040103 | Acteocina canaliculata | 39 | |
| Lower Harbor (Area 2) | 231 | 10/1/2020 | 04 | 659 | S-231-20FSP20-04 | 651 | 65917 | 5001249798 | Alitta succinea | 4 | |
| Lower Harbor (Area 2) | 231 | 10/1/2020 | 04 | 659 | S-231-20FSP20-04 | 678 | 90790 | 6154040110 | Leucon americanus | 13 | |
| Lower Harbor (Area 2) | 231 | 10/1/2020 | 04 | 659 | S-231-20FSP20-04 | 770 | 67709 | 5001660302 | Pectinaria gouldii | 2 | |
| Lower Harbor (Area 2) | 231 | 10/1/2020 | 04 | 659 | S-231-20FSP20-04 | 1116 | 81496 | 5515471101 | Mercenaria mercenaria | 1 | |
| Lower Harbor (Area 2) | 231 | 10/1/2020 | 04 | 659 | S-231-20FSP20-04 | 1321 | 80959 | 5515250301 | Mulinia lateralis | 495 | |
| Lower Harbor (Area 2) | 231 | 10/1/2020 | 04 | 659 | S-231-20FSP20-04 | 2040 | 59490 | 47 | Nematoda | | 1 |
| Lower Harbor (Area 2) | 231 | 10/1/2020 | 04 | 659 | S-231-20FSP20-04 | 3580 | 76083 | 5110019898 | Japonactaeon punctostriatus | 3 | |
| Lower Harbor (Area 2) | 231 | 10/1/2020 | 04 | 659 | S-231-20FSP20-04 | 4519 | 66132 | 5001280104 | Glycinde solitaria | 10 | |
| Lower Harbor (Area 2) | 231 | 10/1/2020 | 04 | 659 | S-231-20FSP20-04 | 4528 | 76155 | 5110049898 | Cylichnella oryza | 1 | |
| Lower Harbor (Area 2) | 231 | 10/1/2020 | 04 | 659 | S-231-20FSP20-04 | 4609 | 65470 | 5001210103 | Gyptis vittata | 4 | |

| | | | | | | | | | | | |
|---|---|---|---|---|---|---|---|---|---|---|---|
| Lower Harbor (Area 2) | 231 | 10/1/2020 | 04 | 659 | S-231-20FSP20-04 | 4618 | 65747 | 5001230897 | Sphaerosyllis taylori | 1 | |
| Lower Harbor (Area 2) | 231 | 10/1/2020 | 04 | 659 | S-231-20FSP20-04 | 4624 | 67147 | 5001500305 | Tharyx acutus | 1 | |
| Lower Harbor (Area 2) | 231 | 10/1/2020 | 04 | 659 | S-231-20FSP20-04 | 4629 | 81055 | 5515319698 | Macoploma tenta | 7 | |
| Lower Harbor (Area 2) | 231 | 10/1/2020 | 04 | 659 | S-231-20FSP20-04 | 4833 | 67450 | 5001600198 | Capitella jonesi | 1 | |
| Lower Harbor (Area 2) | 235 | 10/1/2020 | 03 | 661 | S-235-20FSP20-03 | 252 | 93329 | 6169020108 | Ampelisca abdita | 1 | |
| Lower Harbor (Area 2) | 235 | 10/1/2020 | 03 | 661 | S-235-20FSP20-03 | 411 | 66653 | 5001409899 | Leitoscoloplos sp. | 8 | |
| Lower Harbor (Area 2) | 235 | 10/1/2020 | 03 | 661 | S-235-20FSP20-03 | 462 | 57411 | 4300000000 | Nemertea | 2 | |
| Lower Harbor (Area 2) | 235 | 10/1/2020 | 03 | 661 | S-235-20FSP20-03 | 466 | 68422 | 5004000000 | Oligochaeta | 6 | |
| Lower Harbor (Area 2) | 235 | 10/1/2020 | 03 | 661 | S-235-20FSP20-03 | 600 | 76117 | 5110040103 | Acteocina canaliculata | 10 | |
| Lower Harbor (Area 2) | 235 | 10/1/2020 | 03 | 661 | S-235-20FSP20-03 | 678 | 90790 | 6154040110 | Leucon americanus | 3 | |
| Lower Harbor (Area 2) | 235 | 10/1/2020 | 03 | 661 | S-235-20FSP20-03 | 770 | 67709 | 5001660302 | Pectinaria gouldii | 1 | |
| Lower Harbor (Area 2) | 235 | 10/1/2020 | 03 | 661 | S-235-20FSP20-03 | 1232 | 80661 | 5515109698 | Kurtiella planulata | 1 | |
| Lower Harbor (Area 2) | 235 | 10/1/2020 | 03 | 661 | S-235-20FSP20-03 | 1321 | 80959 | 5515250301 | Mulinia lateralis | 94 | |
| Lower Harbor (Area 2) | 235 | 10/1/2020 | 03 | 661 | S-235-20FSP20-03 | 1779 | 67439 | 5001600401 | Mediomastus ambiseta | 2 | |
| Lower Harbor (Area 2) | 235 | 10/1/2020 | 03 | 661 | S-235-20FSP20-03 | 2040 | 59490 | 47 | Nematoda | | 1 |
| Lower Harbor (Area 2) | 235 | 10/1/2020 | 03 | 661 | S-235-20FSP20-03 | 3580 | 76083 | 5110019898 | Japonactaeon punctostriatus | 1 | |
| Lower Harbor (Area 2) | 235 | 10/1/2020 | 03 | 661 | S-235-20FSP20-03 | 4519 | 66132 | 5001280104 | Glycinde solitaria | 4 | |
| Lower Harbor (Area 2) | 235 | 10/1/2020 | 03 | 661 | S-235-20FSP20-03 | 4609 | 65470 | 5001210103 | Gyptis vittata | 6 | |
| Lower Harbor (Area 2) | 235 | 10/1/2020 | 03 | 661 | S-235-20FSP20-03 | 4629 | 81055 | 5515319698 | Macoploma tenta | 1 | |
| Lower Harbor (Area 2) | 235 | 10/1/2020 | 03 | 661 | S-235-20FSP20-03 | 6161 | 93643 | 6169150998 | Grandidierella japonica | 1 | |
| Lower Harbor (Area 2) | 235 | 10/1/2020 | 04 | 662 | S-235-20FSP20-04 | 411 | 66653 | 5001409899 | Leitoscoloplos sp. | 28 | |
| Lower Harbor (Area 2) | 235 | 10/1/2020 | 04 | 662 | S-235-20FSP20-04 | 466 | 68422 | 5004000000 | Oligochaeta | 15 | |
| Lower Harbor (Area 2) | 235 | 10/1/2020 | 04 | 662 | S-235-20FSP20-04 | 600 | 76117 | 5110040103 | Acteocina canaliculata | 2 | |
| Lower Harbor (Area 2) | 235 | 10/1/2020 | 04 | 662 | S-235-20FSP20-04 | 651 | 65917 | 5001249798 | Alitta succinea | 2 | |
| Lower Harbor (Area 2) | 235 | 10/1/2020 | 04 | 662 | S-235-20FSP20-04 | 678 | 90790 | 6154040110 | Leucon americanus | 3 | |
| Lower Harbor (Area 2) | 235 | 10/1/2020 | 04 | 662 | S-235-20FSP20-04 | 770 | 67709 | 5001660302 | Pectinaria gouldii | 1 | |
| Lower Harbor (Area 2) | 235 | 10/1/2020 | 04 | 662 | S-235-20FSP20-04 | 1116 | 81496 | 5515471101 | Mercenaria mercenaria | 1 | |
| Lower Harbor (Area 2) | 235 | 10/1/2020 | 04 | 662 | S-235-20FSP20-04 | 1321 | 80959 | 5515250301 | Mulinia lateralis | 379 | |
| Lower Harbor (Area 2) | 235 | 10/1/2020 | 04 | 662 | S-235-20FSP20-04 | 2040 | 59490 | 47 | Nematoda | | 1 |
| Lower Harbor (Area 2) | 235 | 10/1/2020 | 04 | 662 | S-235-20FSP20-04 | 3580 | 76083 | 5110019898 | Japonactaeon punctostriatus | 2 | |
| Lower Harbor (Area 2) | 235 | 10/1/2020 | 04 | 662 | S-235-20FSP20-04 | 4519 | 66132 | 5001280104 | Glycinde solitaria | 8 | |
| Lower Harbor (Area 2) | 235 | 10/1/2020 | 04 | 662 | S-235-20FSP20-04 | 4629 | 81055 | 5515319698 | Macoploma tenta | 2 | |
| Lower Harbor (Area 2) | 236 | 10/1/2020 | 03 | 664 | S-236-20FSP20-03 | 69 | 66028 | 5001250115 | Nephtys incisa | 2 | |
| Lower Harbor (Area 2) | 236 | 10/1/2020 | 03 | 664 | S-236-20FSP20-03 | 252 | 93329 | 6169020108 | Ampelisca abdita | 1 | |
| Lower Harbor (Area 2) | 236 | 10/1/2020 | 03 | 664 | S-236-20FSP20-03 | 411 | 66653 | 5001409899 | Leitoscoloplos sp. | 1 | |
| Lower Harbor (Area 2) | 236 | 10/1/2020 | 03 | 664 | S-236-20FSP20-03 | 462 | 57411 | 4300000000 | Nemertea | 3 | |
| Lower Harbor (Area 2) | 236 | 10/1/2020 | 03 | 664 | S-236-20FSP20-03 | 466 | 68422 | 5004000000 | Oligochaeta | 46 | |
| Lower Harbor (Area 2) | 236 | 10/1/2020 | 03 | 664 | S-236-20FSP20-03 | 600 | 76117 | 5110040103 | Acteocina canaliculata | 6 | |
| Lower Harbor (Area 2) | 236 | 10/1/2020 | 03 | 664 | S-236-20FSP20-03 | 652 | 66030 | 5001250117 | Nephtys picta | 1 | |
| Lower Harbor (Area 2) | 236 | 10/1/2020 | 03 | 664 | S-236-20FSP20-03 | 678 | 90790 | 6154040110 | Leucon americanus | 3 | |
| Lower Harbor (Area 2) | 236 | 10/1/2020 | 03 | 664 | S-236-20FSP20-03 | 1116 | 81496 | 5515471101 | Mercenaria mercenaria | 2 | |

| | | | | | | | | | | |
|---|---|---|---|---|---|---|---|---|---|---|
| Lower Harbor (Area 2) | 236 | 10/1/2020 | 03 | 664 | S-236-20FSP20-03 | 1321 | 80959 | 5515250301 | Mulinia lateralis | 30 | |
| Lower Harbor (Area 2) | 236 | 10/1/2020 | 03 | 664 | S-236-20FSP20-03 | 1779 | 67439 | 5001600401 | Mediomastus ambiseta | 5 | |
| Lower Harbor (Area 2) | 236 | 10/1/2020 | 03 | 664 | S-236-20FSP20-03 | 2040 | 59490 | 47 | Nematoda | | 1 |
| Lower Harbor (Area 2) | 236 | 10/1/2020 | 03 | 664 | S-236-20FSP20-03 | 4519 | 66132 | 5001280104 | Glycinde solitaria | 2 | |
| Lower Harbor (Area 2) | 236 | 10/1/2020 | 03 | 664 | S-236-20FSP20-03 | 4629 | 81055 | 5515319698 | Macoploma tenta | 1 | |
| Lower Harbor (Area 2) | 236 | 10/1/2020 | 03 | 664 | S-236-20FSP20-03 | 6427 | 74107 | 5105080198 | Nassarius niger | 1 | |
| Lower Harbor (Area 2) | 236 | 10/1/2020 | 04 | 665 | S-236-20FSP20-04 | 69 | 66028 | 5001250115 | Nephtys incisa | 1 | |
| Lower Harbor (Area 2) | 236 | 10/1/2020 | 04 | 665 | S-236-20FSP20-04 | 411 | 66653 | 5001409899 | Leitoscoloplos sp. | 1 | |
| Lower Harbor (Area 2) | 236 | 10/1/2020 | 04 | 665 | S-236-20FSP20-04 | 462 | 57411 | 4300000000 | Nemertea | 3 | |
| Lower Harbor (Area 2) | 236 | 10/1/2020 | 04 | 665 | S-236-20FSP20-04 | 466 | 68422 | 5004000000 | Oligochaeta | 22 | |
| Lower Harbor (Area 2) | 236 | 10/1/2020 | 04 | 665 | S-236-20FSP20-04 | 600 | 76117 | 5110040103 | Acteocina canaliculata | 23 | |
| Lower Harbor (Area 2) | 236 | 10/1/2020 | 04 | 665 | S-236-20FSP20-04 | 678 | 90790 | 6154040110 | Leucon americanus | 4 | |
| Lower Harbor (Area 2) | 236 | 10/1/2020 | 04 | 665 | S-236-20FSP20-04 | 757 | 53963 | 39 | Platyhelminthes | 4 | |
| Lower Harbor (Area 2) | 236 | 10/1/2020 | 04 | 665 | S-236-20FSP20-04 | 770 | 67709 | 5001660302 | Pectinaria gouldii | 5 | |
| Lower Harbor (Area 2) | 236 | 10/1/2020 | 04 | 665 | S-236-20FSP20-04 | 1116 | 81496 | 5515471101 | Mercenaria mercenaria | 4 | |
| Lower Harbor (Area 2) | 236 | 10/1/2020 | 04 | 665 | S-236-20FSP20-04 | 1321 | 80959 | 5515250301 | Mulinia lateralis | 33 | |
| Lower Harbor (Area 2) | 236 | 10/1/2020 | 04 | 665 | S-236-20FSP20-04 | 1779 | 67439 | 5001600401 | Mediomastus ambiseta | 1 | |
| Lower Harbor (Area 2) | 236 | 10/1/2020 | 04 | 665 | S-236-20FSP20-04 | 2040 | 59490 | 47 | Nematoda | | 1 |
| Lower Harbor (Area 2) | 236 | 10/1/2020 | 04 | 665 | S-236-20FSP20-04 | 3580 | 76083 | 5110019898 | Japonactaeon punctostriatus | 2 | |
| Lower Harbor (Area 2) | 236 | 10/1/2020 | 04 | 665 | S-236-20FSP20-04 | 4519 | 66132 | 5001280104 | Glycinde solitaria | 9 | |
| Lower Harbor (Area 2) | 236 | 10/1/2020 | 04 | 665 | S-236-20FSP20-04 | 4579 | 73300 | 5105010601 | Eupleura caudata | 1 | |
| Lower Harbor (Area 2) | 236 | 10/1/2020 | 04 | 665 | S-236-20FSP20-04 | 4609 | 65470 | 5001210103 | Gyptis vittata | 9 | |
| Lower Harbor (Area 2) | 236 | 10/1/2020 | 04 | 665 | S-236-20FSP20-04 | 4612 | 67027 | 5001430502 | Prionospio cirrifera | 5 | |
| Lower Harbor (Area 2) | 236 | 10/1/2020 | 04 | 665 | S-236-20FSP20-04 | 4618 | 65747 | 5001230897 | Sphaerosyllis taylori | 1 | |
| Lower Harbor (Area 2) | 236 | 10/1/2020 | 04 | 665 | S-236-20FSP20-04 | 6161 | 93643 | 6169150998 | Grandidierella japonica | 7 | |
| Lower Harbor (Area 2) | 237 | 10/1/2020 | 03 | 667 | S-237-20FSP20-03 | 21 | 49580 | 3704010599 | Clytia sp. | | 1 |
| Lower Harbor (Area 2) | 237 | 10/1/2020 | 03 | 667 | S-237-20FSP20-03 | 57 | 65343 | 5001131101 | Eumida sanguinea | 15 | |
| Lower Harbor (Area 2) | 237 | 10/1/2020 | 03 | 667 | S-237-20FSP20-03 | 69 | 66028 | 5001250115 | Nephtys incisa | 3 | |
| Lower Harbor (Area 2) | 237 | 10/1/2020 | 03 | 667 | S-237-20FSP20-03 | 83 | 67585 | 5001631102 | Euclymene collaris | 6 | |
| Lower Harbor (Area 2) | 237 | 10/1/2020 | 03 | 667 | S-237-20FSP20-03 | 88 | 66939 | 5001431801 | Streblospio benedicti | 1 | |
| Lower Harbor (Area 2) | 237 | 10/1/2020 | 03 | 667 | S-237-20FSP20-03 | 91 | 204501 | 5001430498 | Polydora cornuta | 1 | |
| Lower Harbor (Area 2) | 237 | 10/1/2020 | 03 | 667 | S-237-20FSP20-03 | 149 | 72623 | 5103640204 | Crepidula fornicata | 39 | |
| Lower Harbor (Area 2) | 237 | 10/1/2020 | 03 | 667 | S-237-20FSP20-03 | 150 | 72627 | 5103640207 | Crepidula plana | 5 | |
| Lower Harbor (Area 2) | 237 | 10/1/2020 | 03 | 667 | S-237-20FSP20-03 | 157 | 73552 | 5105039898 | Astyris lunata | 6 | |
| Lower Harbor (Area 2) | 237 | 10/1/2020 | 03 | 667 | S-237-20FSP20-03 | 176 | 79316 | 5504010101 | Solemya velum | 2 | |
| Lower Harbor (Area 2) | 237 | 10/1/2020 | 03 | 667 | S-237-20FSP20-03 | 178 | 79132 | 5502020204 | Nucula proxima | 11 | |
| Lower Harbor (Area 2) | 237 | 10/1/2020 | 03 | 667 | S-237-20FSP20-03 | 194 | 79798 | 5509090202 | Anomia simplex | 6 | |
| Lower Harbor (Area 2) | 237 | 10/1/2020 | 03 | 667 | S-237-20FSP20-03 | 252 | 93329 | 6169020108 | Ampelisca abdita | 1 | |
| Lower Harbor (Area 2) | 237 | 10/1/2020 | 03 | 667 | S-237-20FSP20-03 | 260 | 656756 | 6169159795 | Monocorophium acherusicum | 1 | |
| Lower Harbor (Area 2) | 237 | 10/1/2020 | 03 | 667 | S-237-20FSP20-03 | 344 | 156536 | 7816170101 | Cryptosula pallasiana | | 1 |
| Lower Harbor (Area 2) | 237 | 10/1/2020 | 03 | 667 | S-237-20FSP20-03 | 391 | 67420 | 5001600201 | Heteromastus filiformis | 3 | |

| | | | | | | | | | | |
|---|---|---|---|---|---|---|---|---|---|---|
| Lower Harbor (Area 2) | 237 | 10/1/2020 | 03 | 667 | S-237-20FSP20-03 | 411 | 66653 | 5001409899 | Leitoscoloplos sp. | 2 | |
| Lower Harbor (Area 2) | 237 | 10/1/2020 | 03 | 667 | S-237-20FSP20-03 | 462 | 57411 | 4300000000 | Nemertea | 9 | |
| Lower Harbor (Area 2) | 237 | 10/1/2020 | 03 | 667 | S-237-20FSP20-03 | 464 | 66802 | 5001430412 | Polydora websteri | 1 | |
| Lower Harbor (Area 2) | 237 | 10/1/2020 | 03 | 667 | S-237-20FSP20-03 | 466 | 68422 | 5004000000 | Oligochaeta | 78 | |
| Lower Harbor (Area 2) | 237 | 10/1/2020 | 03 | 667 | S-237-20FSP20-03 | 502 | 68159 | 5001719898 | Fabricia stellaris | 2 | |
| Lower Harbor (Area 2) | 237 | 10/1/2020 | 03 | 667 | S-237-20FSP20-03 | 600 | 76117 | 5110040103 | Acteocina canaliculata | 4 | |
| Lower Harbor (Area 2) | 237 | 10/1/2020 | 03 | 667 | S-237-20FSP20-03 | 610 | 75991 | 5108019898 | Boonea seminuda | 56 | |
| Lower Harbor (Area 2) | 237 | 10/1/2020 | 03 | 667 | S-237-20FSP20-03 | 637 | 64610 | 5001021104 | Lepidonotus sublevis | 1 | |
| Lower Harbor (Area 2) | 237 | 10/1/2020 | 03 | 667 | S-237-20FSP20-03 | 646 | 65717 | 5001230606 | Eusyllis lamelligera | 9 | |
| Lower Harbor (Area 2) | 237 | 10/1/2020 | 03 | 667 | S-237-20FSP20-03 | 663 | 67429 | 5001600306 | Notomastus latericeus | 2 | |
| Lower Harbor (Area 2) | 237 | 10/1/2020 | 03 | 667 | S-237-20FSP20-03 | 668 | 68222 | 5001709798 | Parasabella microphthalma | 16 | |
| Lower Harbor (Area 2) | 237 | 10/1/2020 | 03 | 667 | S-237-20FSP20-03 | 673 | 98998 | 6189069598 | Tubicolixa chaetopterana | 1 | |
| Lower Harbor (Area 2) | 237 | 10/1/2020 | 03 | 667 | S-237-20FSP20-03 | 685 | 95434 | 6171010901 | Paracaprella tenuis | 23 | |
| Lower Harbor (Area 2) | 237 | 10/1/2020 | 03 | 667 | S-237-20FSP20-03 | 686 | 83670 | 6001020301 | Callipallene brevirostris | 1 | |
| Lower Harbor (Area 2) | 237 | 10/1/2020 | 03 | 667 | S-237-20FSP20-03 | 720 | 94936 | 6169481002 | Stenothoe minuta | 1 | |
| Lower Harbor (Area 2) | 237 | 10/1/2020 | 03 | 667 | S-237-20FSP20-03 | 750 | 48524 | 3666060101 | Cliona celata | | 1 |
| Lower Harbor (Area 2) | 237 | 10/1/2020 | 03 | 667 | S-237-20FSP20-03 | 757 | 53963 | 39 | Platyhelminthes | 5 | |
| Lower Harbor (Area 2) | 237 | 10/1/2020 | 03 | 667 | S-237-20FSP20-03 | 770 | 67709 | 5001660302 | Pectinaria gouldii | 6 | |
| Lower Harbor (Area 2) | 237 | 10/1/2020 | 03 | 667 | S-237-20FSP20-03 | 1028 | 65594 | 5001230104 | Myrianida prolifera | 4 | |
| Lower Harbor (Area 2) | 237 | 10/1/2020 | 03 | 667 | S-237-20FSP20-03 | 1058 | 67156 | 5001500499 | Chaetozone sp. | 4 | |
| Lower Harbor (Area 2) | 237 | 10/1/2020 | 03 | 667 | S-237-20FSP20-03 | 1079 | 84195 | 6110 | Ostracoda | 3 | |
| Lower Harbor (Area 2) | 237 | 10/1/2020 | 03 | 667 | S-237-20FSP20-03 | 1116 | 81496 | 5515471101 | Mercenaria mercenaria | 4 | |
| Lower Harbor (Area 2) | 237 | 10/1/2020 | 03 | 667 | S-237-20FSP20-03 | 1118 | 65517 | 5001219798 | Oxydromus obscurus | 31 | |
| Lower Harbor (Area 2) | 237 | 10/1/2020 | 03 | 667 | S-237-20FSP20-03 | 1127 | 88530 | 6120 | Cyclopoida | 1 | |
| Lower Harbor (Area 2) | 237 | 10/1/2020 | 03 | 667 | S-237-20FSP20-03 | 1153 | 65761 | 5001239398 | Salvatoria clavata | 5 | |
| Lower Harbor (Area 2) | 237 | 10/1/2020 | 03 | 667 | S-237-20FSP20-03 | 1199 | 65477 | 5001210201 | Microphthalmus sczelkowii | 1 | |
| Lower Harbor (Area 2) | 237 | 10/1/2020 | 03 | 667 | S-237-20FSP20-03 | 1321 | 80959 | 5515250301 | Mulinia lateralis | 33 | |
| Lower Harbor (Area 2) | 237 | 10/1/2020 | 03 | 667 | S-237-20FSP20-03 | 1338 | 67899 | 500168 | Terebellidae | 8 | |
| Lower Harbor (Area 2) | 237 | 10/1/2020 | 03 | 667 | S-237-20FSP20-03 | 1644 | 719135 | 3704060102 | Halecium halecinum | | 1 |
| Lower Harbor (Area 2) | 237 | 10/1/2020 | 03 | 667 | S-237-20FSP20-03 | 1779 | 67439 | 5001600401 | Mediomastus ambiseta | 91 | |
| Lower Harbor (Area 2) | 237 | 10/1/2020 | 03 | 667 | S-237-20FSP20-03 | 1793 | 67947 | 5001680707 | Pista palmata | 4 | |
| Lower Harbor (Area 2) | 237 | 10/1/2020 | 03 | 667 | S-237-20FSP20-03 | 1826 | 67959 | 5001680899 | Polycirrus sp. | 13 | |
| Lower Harbor (Area 2) | 237 | 10/1/2020 | 03 | 667 | S-237-20FSP20-03 | 1846 | 65753 | 5001239698 | Prosphaerosyllis longicauda | 1 | |
| Lower Harbor (Area 2) | 237 | 10/1/2020 | 03 | 667 | S-237-20FSP20-03 | 1886 | 93478 | 6169060402 | Microdeutopus anomalus | 5 | |
| Lower Harbor (Area 2) | 237 | 10/1/2020 | 03 | 667 | S-237-20FSP20-03 | 1893 | 66791 | 5001439698 | Dipolydora socialis | 66 | |
| Lower Harbor (Area 2) | 237 | 10/1/2020 | 03 | 667 | S-237-20FSP20-03 | 1934 | 65789 | 5001231304 | Odontosyllis fulgurans | 10 | |
| Lower Harbor (Area 2) | 237 | 10/1/2020 | 03 | 667 | S-237-20FSP20-03 | 1948 | 68282 | 5001730901 | Hydroides dianthus | 57 | |
| Lower Harbor (Area 2) | 237 | 10/1/2020 | 03 | 667 | S-237-20FSP20-03 | 2040 | 59490 | 47 | Nematoda | | 1 |
| Lower Harbor (Area 2) | 237 | 10/1/2020 | 03 | 667 | S-237-20FSP20-03 | 2064 | 65587 | 500123 | Syllidae | 1 | |
| Lower Harbor (Area 2) | 237 | 10/1/2020 | 03 | 667 | S-237-20FSP20-03 | 2075 | 67515 | 500163 | Maldanidae | 1 | |
| Lower Harbor (Area 2) | 237 | 10/1/2020 | 03 | 667 | S-237-20FSP20-03 | 2076 | 67718 | 500167 | Ampharetidae | 2 | |

| | | | | | | | | | | |
|---|---|---|---|---|---|---|---|---|---|---|
| Lower Harbor (Area 2) | 237 | 10/1/2020 | 03 | 667 | S-237-20FSP20-03 | 2079 | 68076 | 500170 | Sabellidae | 7 | |
| Lower Harbor (Area 2) | 237 | 10/1/2020 | 03 | 667 | S-237-20FSP20-03 | 2111 | 86110 | 6119 | Harpacticoida | 1 | |
| Lower Harbor (Area 2) | 237 | 10/1/2020 | 03 | 667 | S-237-20FSP20-03 | 3580 | 76083 | 5110019898 | Japonactaeon punctostriatus | 1 | |
| Lower Harbor (Area 2) | 237 | 10/1/2020 | 03 | 667 | S-237-20FSP20-03 | 3586 | 67671 | 5001650202 | Sabellaria vulgaris | 46 | |
| Lower Harbor (Area 2) | 237 | 10/1/2020 | 03 | 667 | S-237-20FSP20-03 | 3598 | 93458 | 6169069898 | Globosolembos smithi | 4 | |
| Lower Harbor (Area 2) | 237 | 10/1/2020 | 03 | 667 | S-237-20FSP20-03 | 3917 | 66808 | 5001430418 | Polydora colonia | 6 | |
| Lower Harbor (Area 2) | 237 | 10/1/2020 | 03 | 667 | S-237-20FSP20-03 | 3954 | 94466 | 6169349898 | Lysianopsis alba | 1 | |
| Lower Harbor (Area 2) | 237 | 10/1/2020 | 03 | 667 | S-237-20FSP20-03 | 4389 | 158626 | 8201010302 | Saccoglossus kowalevskii | 1 | |
| Lower Harbor (Area 2) | 237 | 10/1/2020 | 03 | 667 | S-237-20FSP20-03 | 4519 | 66132 | 5001280104 | Glycinde solitaria | 14 | |
| Lower Harbor (Area 2) | 237 | 10/1/2020 | 03 | 667 | S-237-20FSP20-03 | 4539 | 89630 | 6134029897 | Amphibalanus venustus | 4 | |
| Lower Harbor (Area 2) | 237 | 10/1/2020 | 03 | 667 | S-237-20FSP20-03 | 4547 | 93528 | 6169100101 | Batea catharinensis | 3 | |
| Lower Harbor (Area 2) | 237 | 10/1/2020 | 03 | 667 | S-237-20FSP20-03 | 4609 | 65470 | 5001210103 | Gyptis vittata | 16 | |
| Lower Harbor (Area 2) | 237 | 10/1/2020 | 03 | 667 | S-237-20FSP20-03 | 4612 | 67027 | 5001430502 | Prionospio cirrifera | 5 | |
| Lower Harbor (Area 2) | 237 | 10/1/2020 | 03 | 667 | S-237-20FSP20-03 | 4618 | 65747 | 5001230897 | Sphaerosyllis taylori | 1 | |
| Lower Harbor (Area 2) | 237 | 10/1/2020 | 03 | 667 | S-237-20FSP20-03 | 4624 | 67147 | 5001500305 | Tharyx acutus | 8 | |
| Lower Harbor (Area 2) | 237 | 10/1/2020 | 03 | 667 | S-237-20FSP20-03 | 4629 | 81055 | 5515319698 | Macoploma tenta | 7 | |
| Lower Harbor (Area 2) | 237 | 10/1/2020 | 03 | 667 | S-237-20FSP20-03 | 4646 | 95440 | 6171010298 | Deutella incerta | 24 | |
| Lower Harbor (Area 2) | 237 | 10/1/2020 | 03 | 667 | S-237-20FSP20-03 | 4689 | 65803 | 5001231599 | Syllides sp. | 1 | |
| Lower Harbor (Area 2) | 237 | 10/1/2020 | 03 | 667 | S-237-20FSP20-03 | 4817 | 67011 | 5001439898 | Boccardiella hamata | 15 | |
| Lower Harbor (Area 2) | 237 | 10/1/2020 | 03 | 667 | S-237-20FSP20-03 | 4818 | 544802 | 6163020198 | Ianiropsis serricaudis | 20 | |
| Lower Harbor (Area 2) | 237 | 10/1/2020 | 03 | 667 | S-237-20FSP20-03 | 4833 | 67450 | 5001600198 | Capitella jonesi | 1 | |
| Lower Harbor (Area 2) | 237 | 10/1/2020 | 03 | 667 | S-237-20FSP20-03 | 4838 | 65565 | 5001220401 | Cabira incerta | 1 | |
| Lower Harbor (Area 2) | 237 | 10/1/2020 | 03 | 667 | S-237-20FSP20-03 | 4887 | 67110 | 5001490302 | Spiochaetopterus costarum oculatus | 1 | |
| Lower Harbor (Area 2) | 237 | 10/1/2020 | 03 | 667 | S-237-20FSP20-03 | 4926 | 156744 | 7902010203 | Barentsia gracilis | | 1 |
| Lower Harbor (Area 2) | 237 | 10/1/2020 | 03 | 667 | S-237-20FSP20-03 | 4998 | 65722 | 5001230701 | Exogone dispar | 8 | |
| Lower Harbor (Area 2) | 237 | 10/1/2020 | 03 | 667 | S-237-20FSP20-03 | 5013 | 66828 | 5001430496 | Polydora aggregata | 17 | |
| Lower Harbor (Area 2) | 237 | 10/1/2020 | 03 | 667 | S-237-20FSP20-03 | 5706 | 155582 | 7806010198 | Aeverrillia setigera | | 1 |
| Lower Harbor (Area 2) | 237 | 10/1/2020 | 03 | 667 | S-237-20FSP20-03 | 5717 | 67217 | 500153 | Ctenodrilidae | 1 | |
| Lower Harbor (Area 2) | 237 | 10/1/2020 | 03 | 667 | S-237-20FSP20-03 | 5806 | 49449 | 370397 | Corymorphidae | 6 | |
| Lower Harbor (Area 2) | 237 | 10/1/2020 | 03 | 667 | S-237-20FSP20-03 | 6421 | 65489 | 5001219698 | Psamathe fusca | 1 | |
| Lower Harbor (Area 2) | 237 | 10/1/2020 | 03 | 667 | S-237-20FSP20-03 | 6430 | | 9300000001 | Unidentified eggs/egg cases | | 1 |
| Lower Harbor (Area 2) | 237 | 10/1/2020 | 03 | 667 | S-237-20FSP20-03 | 6431 | 93606 | 6169159794 | Monocorophium sextonae | 81 | |
| Lower Harbor (Area 2) | 237 | 10/1/2020 | 03 | 667 | S-237-20FSP20-03 | 6435 | | 7816080198 | Schizoporella variabilis | | 1 |
| Lower Harbor (Area 2) | 237 | 10/1/2020 | 04 | 668 | S-237-20FSP20-04 | 57 | 65343 | 5001131101 | Eumida sanguinea | 1 | |
| Lower Harbor (Area 2) | 237 | 10/1/2020 | 04 | 668 | S-237-20FSP20-04 | 69 | 66028 | 5001250115 | Nephtys incisa | 1 | |
| Lower Harbor (Area 2) | 237 | 10/1/2020 | 04 | 668 | S-237-20FSP20-04 | 83 | 67585 | 5001631102 | Euclymene collaris | 3 | |
| Lower Harbor (Area 2) | 237 | 10/1/2020 | 04 | 668 | S-237-20FSP20-04 | 178 | 79132 | 5502020204 | Nucula proxima | 5 | |
| Lower Harbor (Area 2) | 237 | 10/1/2020 | 04 | 668 | S-237-20FSP20-04 | 179 | 79134 | 5502029897 | Ennucula delphinodonta | 1 | |
| Lower Harbor (Area 2) | 237 | 10/1/2020 | 04 | 668 | S-237-20FSP20-04 | 411 | 66653 | 5001409899 | Leitoscoloplos sp. | 2 | |
| Lower Harbor (Area 2) | 237 | 10/1/2020 | 04 | 668 | S-237-20FSP20-04 | 462 | 57411 | 4300000000 | Nemertea | 6 | |
| Lower Harbor (Area 2) | 237 | 10/1/2020 | 04 | 668 | S-237-20FSP20-04 | 466 | 68422 | 5004000000 | Oligochaeta | 33 | |

| | | | | | | | | | | | |
|---|---|---|---|---|---|---|---|---|---|---|---|
| Lower Harbor (Area 2) | 237 | 10/1/2020 | 04 | 668 | S-237-20FSP20-04 | 600 | 76117 | 5110040103 | Acteocina canaliculata | 18 | |
| Lower Harbor (Area 2) | 237 | 10/1/2020 | 04 | 668 | S-237-20FSP20-04 | 678 | 90790 | 6154040110 | Leucon americanus | 4 | |
| Lower Harbor (Area 2) | 237 | 10/1/2020 | 04 | 668 | S-237-20FSP20-04 | 770 | 67709 | 5001660302 | Pectinaria gouldii | 3 | |
| Lower Harbor (Area 2) | 237 | 10/1/2020 | 04 | 668 | S-237-20FSP20-04 | 1079 | 84195 | 6110 | Ostracoda | 1 | |
| Lower Harbor (Area 2) | 237 | 10/1/2020 | 04 | 668 | S-237-20FSP20-04 | 1116 | 81496 | 5515471101 | Mercenaria mercenaria | 5 | |
| Lower Harbor (Area 2) | 237 | 10/1/2020 | 04 | 668 | S-237-20FSP20-04 | 1118 | 65517 | 5001219798 | Oxydromus obscurus | 6 | |
| Lower Harbor (Area 2) | 237 | 10/1/2020 | 04 | 668 | S-237-20FSP20-04 | 1321 | 80959 | 5515250301 | Mulinia lateralis | 45 | |
| Lower Harbor (Area 2) | 237 | 10/1/2020 | 04 | 668 | S-237-20FSP20-04 | 1779 | 67439 | 5001600401 | Mediomastus ambiseta | 31 | |
| Lower Harbor (Area 2) | 237 | 10/1/2020 | 04 | 668 | S-237-20FSP20-04 | 1826 | 67959 | 5001680899 | Polycirrus sp. | 1 | |
| Lower Harbor (Area 2) | 237 | 10/1/2020 | 04 | 668 | S-237-20FSP20-04 | 1893 | 66791 | 5001439698 | Dipolydora socialis | 1 | |
| Lower Harbor (Area 2) | 237 | 10/1/2020 | 04 | 668 | S-237-20FSP20-04 | 1948 | 68282 | 5001730901 | Hydroides dianthus | 1 | |
| Lower Harbor (Area 2) | 237 | 10/1/2020 | 04 | 668 | S-237-20FSP20-04 | 2040 | 59490 | 47 | Nematoda | | 1 |
| Lower Harbor (Area 2) | 237 | 10/1/2020 | 04 | 668 | S-237-20FSP20-04 | 3580 | 76083 | 5110019898 | Japonactaeon punctostriatus | 5 | |
| Lower Harbor (Area 2) | 237 | 10/1/2020 | 04 | 668 | S-237-20FSP20-04 | 4519 | 66132 | 5001280104 | Glycinde solitaria | 8 | |
| Lower Harbor (Area 2) | 237 | 10/1/2020 | 04 | 668 | S-237-20FSP20-04 | 4528 | 76155 | 5110049898 | Cylichnella oryza | 1 | |
| Lower Harbor (Area 2) | 237 | 10/1/2020 | 04 | 668 | S-237-20FSP20-04 | 4609 | 65470 | 5001210103 | Gyptis vittata | 8 | |
| Lower Harbor (Area 2) | 237 | 10/1/2020 | 04 | 668 | S-237-20FSP20-04 | 4612 | 67027 | 5001430502 | Prionospio cirrifera | 3 | |
| Lower Harbor (Area 2) | 237 | 10/1/2020 | 04 | 668 | S-237-20FSP20-04 | 4624 | 67147 | 5001500305 | Tharyx acutus | 2 | |
| Lower Harbor (Area 2) | 237 | 10/1/2020 | 04 | 668 | S-237-20FSP20-04 | 4629 | 81055 | 5515319698 | Macoploma tenta | 3 | |
| Lower Harbor (Area 2) | 237 | 10/1/2020 | 04 | 668 | S-237-20FSP20-04 | 4817 | 67011 | 5001439898 | Boccardiella hamata | 2 | |
| Lower Harbor (Area 2) | 237 | 10/1/2020 | 04 | 668 | S-237-20FSP20-04 | 4838 | 65565 | 5001220401 | Cabira incerta | 1 | |
| Lower Harbor (Area 2) | 237 | 10/1/2020 | 04 | 668 | S-237-20FSP20-04 | 4842 | 75774 | 5108019798 | Asmunda elegantula | 1 | |
| Lower Harbor (Area 2) | 237 | 10/1/2020 | 04 | 668 | S-237-20FSP20-04 | 4998 | 65722 | 5001230701 | Exogone dispar | 1 | |
| Lower Harbor (Area 2) | 237 | 10/1/2020 | 04 | 668 | S-237-20FSP20-04 | 5806 | 49449 | 370397 | Corymorphidae | 1 | |
| Lower Harbor (Area 2) | 220 | 10/2/2020 | 02 | 633 | S-220-20FSP20-02 | 69 | 66028 | 5001250115 | Nephtys incisa | 1 | |
| Lower Harbor (Area 2) | 220 | 10/2/2020 | 02 | 633 | S-220-20FSP20-02 | 88 | 66939 | 5001431801 | Streblospio benedicti | 1 | |
| Lower Harbor (Area 2) | 220 | 10/2/2020 | 02 | 633 | S-220-20FSP20-02 | 157 | 73552 | 5105039898 | Astyris lunata | 1 | |
| Lower Harbor (Area 2) | 220 | 10/2/2020 | 02 | 633 | S-220-20FSP20-02 | 344 | 156536 | 7816170101 | Cryptosula pallasiana | | 1 |
| Lower Harbor (Area 2) | 220 | 10/2/2020 | 02 | 633 | S-220-20FSP20-02 | 411 | 66653 | 5001409899 | Leitoscoloplos sp. | 3 | |
| Lower Harbor (Area 2) | 220 | 10/2/2020 | 02 | 633 | S-220-20FSP20-02 | 466 | 68422 | 5004000000 | Oligochaeta | 45 | |
| Lower Harbor (Area 2) | 220 | 10/2/2020 | 02 | 633 | S-220-20FSP20-02 | 600 | 76117 | 5110040103 | Acteocina canaliculata | 1 | |
| Lower Harbor (Area 2) | 220 | 10/2/2020 | 02 | 633 | S-220-20FSP20-02 | 678 | 90790 | 6154040110 | Leucon americanus | 26 | |
| Lower Harbor (Area 2) | 220 | 10/2/2020 | 02 | 633 | S-220-20FSP20-02 | 770 | 67709 | 5001660302 | Pectinaria gouldii | 4 | |
| Lower Harbor (Area 2) | 220 | 10/2/2020 | 02 | 633 | S-220-20FSP20-02 | 1232 | 80661 | 5515109698 | Kurtiella planulata | 6 | |
| Lower Harbor (Area 2) | 220 | 10/2/2020 | 02 | 633 | S-220-20FSP20-02 | 1321 | 80959 | 5515250301 | Mulinia lateralis | 36 | |
| Lower Harbor (Area 2) | 220 | 10/2/2020 | 02 | 633 | S-220-20FSP20-02 | 1779 | 67439 | 5001600401 | Mediomastus ambiseta | 22 | |
| Lower Harbor (Area 2) | 220 | 10/2/2020 | 02 | 633 | S-220-20FSP20-02 | 1784 | 67438 | 5001600499 | Mediomastus sp. | 5 | |
| Lower Harbor (Area 2) | 220 | 10/2/2020 | 02 | 633 | S-220-20FSP20-02 | 2040 | 59490 | 47 | Nematoda | | 1 |
| Lower Harbor (Area 2) | 220 | 10/2/2020 | 02 | 633 | S-220-20FSP20-02 | 2097 | 69459 | 51 | Gastropoda | 1 | |
| Lower Harbor (Area 2) | 220 | 10/2/2020 | 02 | 633 | S-220-20FSP20-02 | 2111 | 86110 | 6119 | Harpacticoida | 1 | |
| Lower Harbor (Area 2) | 220 | 10/2/2020 | 02 | 633 | S-220-20FSP20-02 | 3580 | 76083 | 5110019898 | Japonactaeon punctostriatus | 9 | |

| | | | | | | | | | | | |
|---|---|---|---|---|---|---|---|---|---|---|---|
| Lower Harbor (Area 2) | 220 | 10/2/2020 | 02 | 633 | S-220-20FSP20-02 | 4519 | 66132 | 5001280104 | Glycinde solitaria | 2 | |
| Lower Harbor (Area 2) | 220 | 10/2/2020 | 02 | 633 | S-220-20FSP20-02 | 4609 | 65470 | 5001210103 | Gyptis vittata | 1 | |
| Lower Harbor (Area 2) | 220 | 10/2/2020 | 02 | 633 | S-220-20FSP20-02 | 4612 | 67027 | 5001430502 | Prionospio cirrifera | 1 | |
| Lower Harbor (Area 2) | 220 | 10/2/2020 | 02 | 633 | S-220-20FSP20-02 | 4629 | 81055 | 5515319698 | Macoploma tenta | 8 | |
| Lower Harbor (Area 2) | 220 | 10/2/2020 | 03 | 634 | S-220-20FSP20-03 | 157 | 73552 | 5105039898 | Astyris lunata | 1 | |
| Lower Harbor (Area 2) | 220 | 10/2/2020 | 03 | 634 | S-220-20FSP20-03 | 411 | 66653 | 5001409899 | Leitoscoloplos sp. | 4 | |
| Lower Harbor (Area 2) | 220 | 10/2/2020 | 03 | 634 | S-220-20FSP20-03 | 462 | 57411 | 4300000000 | Nemertea | 1 | |
| Lower Harbor (Area 2) | 220 | 10/2/2020 | 03 | 634 | S-220-20FSP20-03 | 466 | 68422 | 5004000000 | Oligochaeta | 1 | |
| Lower Harbor (Area 2) | 220 | 10/2/2020 | 03 | 634 | S-220-20FSP20-03 | 650 | 65895 | 5001240396 | Neanthes arenaceodentata | 1 | |
| Lower Harbor (Area 2) | 220 | 10/2/2020 | 03 | 634 | S-220-20FSP20-03 | 651 | 65917 | 5001249798 | Alitta succinea | 2 | |
| Lower Harbor (Area 2) | 220 | 10/2/2020 | 03 | 634 | S-220-20FSP20-03 | 678 | 90790 | 6154040110 | Leucon americanus | 4 | |
| Lower Harbor (Area 2) | 220 | 10/2/2020 | 03 | 634 | S-220-20FSP20-03 | 770 | 67709 | 5001660302 | Pectinaria gouldii | 1 | |
| Lower Harbor (Area 2) | 220 | 10/2/2020 | 03 | 634 | S-220-20FSP20-03 | 1321 | 80959 | 5515250301 | Mulinia lateralis | 33 | |
| Lower Harbor (Area 2) | 220 | 10/2/2020 | 03 | 634 | S-220-20FSP20-03 | 1779 | 67439 | 5001600401 | Mediomastus ambiseta | 1 | |
| Lower Harbor (Area 2) | 220 | 10/2/2020 | 03 | 634 | S-220-20FSP20-03 | 1784 | 67438 | 5001600499 | Mediomastus sp. | 1 | |
| Lower Harbor (Area 2) | 220 | 10/2/2020 | 03 | 634 | S-220-20FSP20-03 | 2040 | 59490 | 47 | Nematoda | | 1 |
| Lower Harbor (Area 2) | 220 | 10/2/2020 | 03 | 634 | S-220-20FSP20-03 | 4629 | 81055 | 5515319698 | Macoploma tenta | 3 | |
| Lower Harbor (Area 2) | 220 | 10/2/2020 | 03 | 634 | S-220-20FSP20-03 | 5806 | 49449 | 370397 | Corymorphidae | 1 | |
| Lower Harbor (Area 2) | 221 | 10/2/2020 | 03 | 637 | S-221-20FSP20-03 | 6083 | 67415 | 5001600197 | Capitella capitata complex | 1 | |
| Lower Harbor (Area 2) | 221 | 10/2/2020 | 04 | 638 | S-221-20FSP20-04 | 4671 | 96391 | 6179119998 | Palaemon vulgaris | 1 | |
| Lower Harbor (Area 2) | 222 | 10/2/2020 | 03 | 640 | S-222-20FSP20-03 | 69 | 66028 | 5001250115 | Nephtys incisa | 1 | |
| Lower Harbor (Area 2) | 222 | 10/2/2020 | 03 | 640 | S-222-20FSP20-03 | 387 | 81511 | 5515471301 | Gemma gemma | 54 | |
| Lower Harbor (Area 2) | 222 | 10/2/2020 | 03 | 640 | S-222-20FSP20-03 | 411 | 66653 | 5001409899 | Leitoscoloplos sp. | 77 | |
| Lower Harbor (Area 2) | 222 | 10/2/2020 | 03 | 640 | S-222-20FSP20-03 | 466 | 68422 | 5004000000 | Oligochaeta | 45 | |
| Lower Harbor (Area 2) | 222 | 10/2/2020 | 03 | 640 | S-222-20FSP20-03 | 770 | 67709 | 5001660302 | Pectinaria gouldii | 2 | |
| Lower Harbor (Area 2) | 222 | 10/2/2020 | 03 | 640 | S-222-20FSP20-03 | 1116 | 81496 | 5515471101 | Mercenaria mercenaria | 8 | |
| Lower Harbor (Area 2) | 222 | 10/2/2020 | 03 | 640 | S-222-20FSP20-03 | 1321 | 80959 | 5515250301 | Mulinia lateralis | 344 | |
| Lower Harbor (Area 2) | 222 | 10/2/2020 | 03 | 640 | S-222-20FSP20-03 | 1779 | 67439 | 5001600401 | Mediomastus ambiseta | 13 | |
| Lower Harbor (Area 2) | 222 | 10/2/2020 | 03 | 640 | S-222-20FSP20-03 | 1784 | 67438 | 5001600499 | Mediomastus sp. | 1 | |
| Lower Harbor (Area 2) | 222 | 10/2/2020 | 03 | 640 | S-222-20FSP20-03 | 2040 | 59490 | 47 | Nematoda | | 1 |
| Lower Harbor (Area 2) | 222 | 10/2/2020 | 03 | 640 | S-222-20FSP20-03 | 3580 | 76083 | 5110019898 | Japonactaeon punctostriatus | 4 | |
| Lower Harbor (Area 2) | 222 | 10/2/2020 | 03 | 640 | S-222-20FSP20-03 | 4519 | 66132 | 5001280104 | Glycinde solitaria | 1 | |
| Lower Harbor (Area 2) | 222 | 10/2/2020 | 03 | 640 | S-222-20FSP20-03 | 4609 | 65470 | 5001210103 | Gyptis vittata | 1 | |
| Lower Harbor (Area 2) | 222 | 10/2/2020 | 03 | 640 | S-222-20FSP20-03 | 4629 | 81055 | 5515319698 | Macoploma tenta | 4 | |
| Lower Harbor (Area 2) | 222 | 10/2/2020 | 04 | 641 | S-222-20FSP20-04 | 88 | 66939 | 5001431801 | Streblospio benedicti | 1 | |
| Lower Harbor (Area 2) | 222 | 10/2/2020 | 04 | 641 | S-222-20FSP20-04 | 252 | 93329 | 6169020108 | Ampelisca abdita | 1 | |
| Lower Harbor (Area 2) | 222 | 10/2/2020 | 04 | 641 | S-222-20FSP20-04 | 387 | 81511 | 5515471301 | Gemma gemma | 31 | |
| Lower Harbor (Area 2) | 222 | 10/2/2020 | 04 | 641 | S-222-20FSP20-04 | 411 | 66653 | 5001409899 | Leitoscoloplos sp. | 31 | |
| Lower Harbor (Area 2) | 222 | 10/2/2020 | 04 | 641 | S-222-20FSP20-04 | 466 | 68422 | 5004000000 | Oligochaeta | 11 | |
| Lower Harbor (Area 2) | 222 | 10/2/2020 | 04 | 641 | S-222-20FSP20-04 | 678 | 90790 | 6154040110 | Leucon americanus | 6 | |
| Lower Harbor (Area 2) | 222 | 10/2/2020 | 04 | 641 | S-222-20FSP20-04 | 770 | 67709 | 5001660302 | Pectinaria gouldii | 1 | |

| | | | | | | | | | | |
|---|---|---|---|---|---|---|---|---|---|---|
| Lower Harbor (Area 2) | 222 | 10/2/2020 | 04 | 641 | S-222-20FSP20-04 | 1079 | 84195 | 6110 | Ostracoda | 2 | |
| Lower Harbor (Area 2) | 222 | 10/2/2020 | 04 | 641 | S-222-20FSP20-04 | 1116 | 81496 | 5515471101 | Mercenaria mercenaria | 6 | |
| Lower Harbor (Area 2) | 222 | 10/2/2020 | 04 | 641 | S-222-20FSP20-04 | 1202 | 79118 | 55 | Bivalvia | 49 | |
| Lower Harbor (Area 2) | 222 | 10/2/2020 | 04 | 641 | S-222-20FSP20-04 | 1321 | 80959 | 5515250301 | Mulinia lateralis | 91 | |
| Lower Harbor (Area 2) | 222 | 10/2/2020 | 04 | 641 | S-222-20FSP20-04 | 1779 | 67439 | 5001600401 | Mediomastus ambiseta | 3 | |
| Lower Harbor (Area 2) | 222 | 10/2/2020 | 04 | 641 | S-222-20FSP20-04 | 2040 | 59490 | 47 | Nematoda | | 1 |
| Lower Harbor (Area 2) | 222 | 10/2/2020 | 04 | 641 | S-222-20FSP20-04 | 3580 | 76083 | 5110019898 | Japonactaeon punctostriatus | 5 | |
| Lower Harbor (Area 2) | 222 | 10/2/2020 | 04 | 641 | S-222-20FSP20-04 | 4519 | 66132 | 5001280104 | Glycinde solitaria | 3 | |
| Lower Harbor (Area 2) | 222 | 10/2/2020 | 04 | 641 | S-222-20FSP20-04 | 4609 | 65470 | 5001210103 | Gyptis vittata | 1 | |
| Lower Harbor (Area 2) | 224 | 10/2/2020 | 02 | 642 | S-224-20FSP20-02 | 88 | 66939 | 5001431801 | Streblospio benedicti | 1 | |
| Lower Harbor (Area 2) | 224 | 10/2/2020 | 02 | 642 | S-224-20FSP20-02 | 157 | 73552 | 5105039898 | Astyris lunata | 1 | |
| Lower Harbor (Area 2) | 224 | 10/2/2020 | 02 | 642 | S-224-20FSP20-02 | 393 | 65266 | 5001139798 | Hypereteone heteropoda | 2 | |
| Lower Harbor (Area 2) | 224 | 10/2/2020 | 02 | 642 | S-224-20FSP20-02 | 411 | 66653 | 5001409899 | Leitoscoloplos sp. | 8 | |
| Lower Harbor (Area 2) | 224 | 10/2/2020 | 02 | 642 | S-224-20FSP20-02 | 466 | 68422 | 5004000000 | Oligochaeta | 27 | |
| Lower Harbor (Area 2) | 224 | 10/2/2020 | 02 | 642 | S-224-20FSP20-02 | 651 | 65917 | 5001249798 | Alitta succinea | 3 | |
| Lower Harbor (Area 2) | 224 | 10/2/2020 | 02 | 642 | S-224-20FSP20-02 | 678 | 90790 | 6154040110 | Leucon americanus | 5 | |
| Lower Harbor (Area 2) | 224 | 10/2/2020 | 02 | 642 | S-224-20FSP20-02 | 770 | 67709 | 5001660302 | Pectinaria gouldii | 5 | |
| Lower Harbor (Area 2) | 224 | 10/2/2020 | 02 | 642 | S-224-20FSP20-02 | 1116 | 81496 | 5515471101 | Mercenaria mercenaria | 14 | |
| Lower Harbor (Area 2) | 224 | 10/2/2020 | 02 | 642 | S-224-20FSP20-02 | 1321 | 80959 | 5515250301 | Mulinia lateralis | 795 | |
| Lower Harbor (Area 2) | 224 | 10/2/2020 | 02 | 642 | S-224-20FSP20-02 | 1779 | 67439 | 5001600401 | Mediomastus ambiseta | 7 | |
| Lower Harbor (Area 2) | 224 | 10/2/2020 | 02 | 642 | S-224-20FSP20-02 | 1963 | 80711 | 5515140101 | Turtonia minuta | 4 | |
| Lower Harbor (Area 2) | 224 | 10/2/2020 | 02 | 642 | S-224-20FSP20-02 | 2040 | 59490 | 47 | Nematoda | | 1 |
| Lower Harbor (Area 2) | 224 | 10/2/2020 | 02 | 642 | S-224-20FSP20-02 | 2111 | 86110 | 6119 | Harpacticoida | 1 | |
| Lower Harbor (Area 2) | 224 | 10/2/2020 | 02 | 642 | S-224-20FSP20-02 | 3580 | 76083 | 5110019898 | Japonactaeon punctostriatus | 6 | |
| Lower Harbor (Area 2) | 224 | 10/2/2020 | 02 | 642 | S-224-20FSP20-02 | 4519 | 66132 | 5001280104 | Glycinde solitaria | 1 | |
| Lower Harbor (Area 2) | 224 | 10/2/2020 | 02 | 642 | S-224-20FSP20-02 | 4609 | 65470 | 5001210103 | Gyptis vittata | 1 | |
| Lower Harbor (Area 2) | 224 | 10/2/2020 | 02 | 642 | S-224-20FSP20-02 | 4629 | 81055 | 5515319698 | Macoploma tenta | 8 | |
| Lower Harbor (Area 2) | 224 | 10/2/2020 | 02 | 642 | S-224-20FSP20-02 | 4887 | 67110 | 5001490302 | Spiochaetopterus costarum oculatus | 1 | |
| Lower Harbor (Area 2) | 224 | 10/2/2020 | 02 | 642 | S-224-20FSP20-02 | 6161 | 93643 | 6169150998 | Grandidierella japonica | 13 | |
| Lower Harbor (Area 2) | 224 | 10/2/2020 | 04 | 644 | S-224-20FSP20-04 | 88 | 66939 | 5001431801 | Streblospio benedicti | 1 | |
| Lower Harbor (Area 2) | 224 | 10/2/2020 | 04 | 644 | S-224-20FSP20-04 | 252 | 93329 | 6169020108 | Ampelisca abdita | 1 | |
| Lower Harbor (Area 2) | 224 | 10/2/2020 | 04 | 644 | S-224-20FSP20-04 | 381 | 66600 | 5001409898 | Leitoscoloplos robustus | 1 | |
| Lower Harbor (Area 2) | 224 | 10/2/2020 | 04 | 644 | S-224-20FSP20-04 | 393 | 65266 | 5001139798 | Hypereteone heteropoda | 2 | |
| Lower Harbor (Area 2) | 224 | 10/2/2020 | 04 | 644 | S-224-20FSP20-04 | 411 | 66653 | 5001409899 | Leitoscoloplos sp. | 6 | |
| Lower Harbor (Area 2) | 224 | 10/2/2020 | 04 | 644 | S-224-20FSP20-04 | 466 | 68422 | 5004000000 | Oligochaeta | 34 | |
| Lower Harbor (Area 2) | 224 | 10/2/2020 | 04 | 644 | S-224-20FSP20-04 | 651 | 65917 | 5001249798 | Alitta succinea | 5 | |
| Lower Harbor (Area 2) | 224 | 10/2/2020 | 04 | 644 | S-224-20FSP20-04 | 678 | 90790 | 6154040110 | Leucon americanus | 22 | |
| Lower Harbor (Area 2) | 224 | 10/2/2020 | 04 | 644 | S-224-20FSP20-04 | 757 | 53963 | 39 | Platyhelminthes | 1 | |
| Lower Harbor (Area 2) | 224 | 10/2/2020 | 04 | 644 | S-224-20FSP20-04 | 770 | 67709 | 5001660302 | Pectinaria gouldii | 39 | |
| Lower Harbor (Area 2) | 224 | 10/2/2020 | 04 | 644 | S-224-20FSP20-04 | 1116 | 81496 | 5515471101 | Mercenaria mercenaria | 35 | |
| Lower Harbor (Area 2) | 224 | 10/2/2020 | 04 | 644 | S-224-20FSP20-04 | 1321 | 80959 | 5515250301 | Mulinia lateralis | 1931 | |

| | | | | | | | | | | |
|---|---|---|---|---|---|---|---|---|---|---|
| Lower Harbor (Area 2) | 224 | 10/2/2020 | 04 | 644 | S-224-20FSP20-04 | 1779 | 67439 | 5001600401 | Mediomastus ambiseta | 6 | |
| Lower Harbor (Area 2) | 224 | 10/2/2020 | 04 | 644 | S-224-20FSP20-04 | 1784 | 67438 | 5001600499 | Mediomastus sp. | 2 | |
| Lower Harbor (Area 2) | 224 | 10/2/2020 | 04 | 644 | S-224-20FSP20-04 | 1963 | 80711 | 5515140101 | Turtonia minuta | 4 | |
| Lower Harbor (Area 2) | 224 | 10/2/2020 | 04 | 644 | S-224-20FSP20-04 | 2040 | 59490 | 47 | Nematoda | | 1 |
| Lower Harbor (Area 2) | 224 | 10/2/2020 | 04 | 644 | S-224-20FSP20-04 | 2111 | 86110 | 6119 | Harpacticoida | 3 | |
| Lower Harbor (Area 2) | 224 | 10/2/2020 | 04 | 644 | S-224-20FSP20-04 | 3580 | 76083 | 5110019898 | Japonactaeon punctostriatus | 3 | |
| Lower Harbor (Area 2) | 224 | 10/2/2020 | 04 | 644 | S-224-20FSP20-04 | 4519 | 66132 | 5001280104 | Glycinde solitaria | 4 | |
| Lower Harbor (Area 2) | 224 | 10/2/2020 | 04 | 644 | S-224-20FSP20-04 | 4609 | 65470 | 5001210103 | Gyptis vittata | 24 | |
| Lower Harbor (Area 2) | 224 | 10/2/2020 | 04 | 644 | S-224-20FSP20-04 | 4629 | 81055 | 5515319698 | Macoploma tenta | 18 | |
| Lower Harbor (Area 2) | 224 | 10/2/2020 | 04 | 644 | S-224-20FSP20-04 | 6161 | 93643 | 6169150998 | Grandidierella japonica | 11 | |
| Lower Harbor (Area 2) | 225 | 10/2/2020 | 02 | 645 | S-225-20FSP20-02 | 69 | 66028 | 5001250115 | Nephtys incisa | 3 | |
| Lower Harbor (Area 2) | 225 | 10/2/2020 | 02 | 645 | S-225-20FSP20-02 | 178 | 79132 | 5502020204 | Nucula proxima | 1 | |
| Lower Harbor (Area 2) | 225 | 10/2/2020 | 02 | 645 | S-225-20FSP20-02 | 252 | 93329 | 6169020108 | Ampelisca abdita | 2 | |
| Lower Harbor (Area 2) | 225 | 10/2/2020 | 02 | 645 | S-225-20FSP20-02 | 411 | 66653 | 5001409899 | Leitoscoloplos sp. | 1 | |
| Lower Harbor (Area 2) | 225 | 10/2/2020 | 02 | 645 | S-225-20FSP20-02 | 462 | 57411 | 4300000000 | Nemertea | 1 | |
| Lower Harbor (Area 2) | 225 | 10/2/2020 | 02 | 645 | S-225-20FSP20-02 | 466 | 68422 | 5004000000 | Oligochaeta | 84 | |
| Lower Harbor (Area 2) | 225 | 10/2/2020 | 02 | 645 | S-225-20FSP20-02 | 600 | 76117 | 5110040103 | Acteocina canaliculata | 3 | |
| Lower Harbor (Area 2) | 225 | 10/2/2020 | 02 | 645 | S-225-20FSP20-02 | 678 | 90790 | 6154040110 | Leucon americanus | 16 | |
| Lower Harbor (Area 2) | 225 | 10/2/2020 | 02 | 645 | S-225-20FSP20-02 | 757 | 53963 | 39 | Platyhelminthes | 1 | |
| Lower Harbor (Area 2) | 225 | 10/2/2020 | 02 | 645 | S-225-20FSP20-02 | 770 | 67709 | 5001660302 | Pectinaria gouldii | 7 | |
| Lower Harbor (Area 2) | 225 | 10/2/2020 | 02 | 645 | S-225-20FSP20-02 | 1116 | 81496 | 5515471101 | Mercenaria mercenaria | 4 | |
| Lower Harbor (Area 2) | 225 | 10/2/2020 | 02 | 645 | S-225-20FSP20-02 | 1321 | 80959 | 5515250301 | Mulinia lateralis | 311 | |
| Lower Harbor (Area 2) | 225 | 10/2/2020 | 02 | 645 | S-225-20FSP20-02 | 1779 | 67439 | 5001600401 | Mediomastus ambiseta | 7 | |
| Lower Harbor (Area 2) | 225 | 10/2/2020 | 02 | 645 | S-225-20FSP20-02 | 1784 | 67438 | 5001600499 | Mediomastus sp. | 6 | |
| Lower Harbor (Area 2) | 225 | 10/2/2020 | 02 | 645 | S-225-20FSP20-02 | 2071 | 65870 | 500124 | Nereididae | 1 | |
| Lower Harbor (Area 2) | 225 | 10/2/2020 | 02 | 645 | S-225-20FSP20-02 | 3580 | 76083 | 5110019898 | Japonactaeon punctostriatus | 2 | |
| Lower Harbor (Area 2) | 225 | 10/2/2020 | 02 | 645 | S-225-20FSP20-02 | 4519 | 66132 | 5001280104 | Glycinde solitaria | 4 | |
| Lower Harbor (Area 2) | 225 | 10/2/2020 | 02 | 645 | S-225-20FSP20-02 | 4609 | 65470 | 5001210103 | Gyptis vittata | 6 | |
| Lower Harbor (Area 2) | 225 | 10/2/2020 | 02 | 645 | S-225-20FSP20-02 | 4629 | 81055 | 5515319698 | Macoploma tenta | 3 | |
| Lower Harbor (Area 2) | 225 | 10/2/2020 | 02 | 645 | S-225-20FSP20-02 | 5806 | 49449 | 370397 | Corymorphidae | 1 | |
| Lower Harbor (Area 2) | 225 | 10/2/2020 | 02 | 645 | S-225-20FSP20-02 | 6161 | 93643 | 6169150998 | Grandidierella japonica | 1 | |
| Lower Harbor (Area 2) | 225 | 10/2/2020 | 04 | 647 | S-225-20FSP20-04 | 69 | 66028 | 5001250115 | Nephtys incisa | 1 | |
| Lower Harbor (Area 2) | 225 | 10/2/2020 | 04 | 647 | S-225-20FSP20-04 | 252 | 93329 | 6169020108 | Ampelisca abdita | 7 | |
| Lower Harbor (Area 2) | 225 | 10/2/2020 | 04 | 647 | S-225-20FSP20-04 | 411 | 66653 | 5001409899 | Leitoscoloplos sp. | 4 | |
| Lower Harbor (Area 2) | 225 | 10/2/2020 | 04 | 647 | S-225-20FSP20-04 | 466 | 68422 | 5004000000 | Oligochaeta | 25 | |
| Lower Harbor (Area 2) | 225 | 10/2/2020 | 04 | 647 | S-225-20FSP20-04 | 600 | 76117 | 5110040103 | Acteocina canaliculata | 2 | |
| Lower Harbor (Area 2) | 225 | 10/2/2020 | 04 | 647 | S-225-20FSP20-04 | 678 | 90790 | 6154040110 | Leucon americanus | 31 | |
| Lower Harbor (Area 2) | 225 | 10/2/2020 | 04 | 647 | S-225-20FSP20-04 | 770 | 67709 | 5001660302 | Pectinaria gouldii | 7 | |
| Lower Harbor (Area 2) | 225 | 10/2/2020 | 04 | 647 | S-225-20FSP20-04 | 1116 | 81496 | 5515471101 | Mercenaria mercenaria | 2 | |
| Lower Harbor (Area 2) | 225 | 10/2/2020 | 04 | 647 | S-225-20FSP20-04 | 1321 | 80959 | 5515250301 | Mulinia lateralis | 193 | |
| Lower Harbor (Area 2) | 225 | 10/2/2020 | 04 | 647 | S-225-20FSP20-04 | 1779 | 67439 | 5001600401 | Mediomastus ambiseta | 2 | |

| | | | | | | | | | | | |
|---|---|---|---|---|---|---|---|---|---|---|---|
| Lower Harbor (Area 2) | 225 | 10/2/2020 | 04 | 647 | S-225-20FSP20-04 | 1784 | 67438 | 5001600499 | Mediomastus sp. | 1 | |
| Lower Harbor (Area 2) | 225 | 10/2/2020 | 04 | 647 | S-225-20FSP20-04 | 2040 | 59490 | 47 | Nematoda | | 1 |
| Lower Harbor (Area 2) | 225 | 10/2/2020 | 04 | 647 | S-225-20FSP20-04 | 2111 | 86110 | 6119 | Harpacticoida | 6 | |
| Lower Harbor (Area 2) | 225 | 10/2/2020 | 04 | 647 | S-225-20FSP20-04 | 3580 | 76083 | 5110019898 | Japonactaeon punctostriatus | 5 | |
| Lower Harbor (Area 2) | 225 | 10/2/2020 | 04 | 647 | S-225-20FSP20-04 | 4519 | 66132 | 5001280104 | Glycinde solitaria | 10 | |
| Lower Harbor (Area 2) | 225 | 10/2/2020 | 04 | 647 | S-225-20FSP20-04 | 4629 | 81055 | 5515319698 | Macoploma tenta | 2 | |

# Appendix F **Data Validation Reports**

AECOM
250 Apollo Drive
Chelmsford, MA 01824

978.905.2100 tel
978.905.2101 fax

# Memorandum

| | |
|---|---|
| To | William Humphries |
| CC | Maura Surprenant |
| Subject | New Bedford Harbor Superfund Site Data Validation, New Bedford, MA |
| Lab SDG Number/Lab | L2039823 |
| Laboratory | Alpha Analytical, Mansfield, MA |
| From | Kristin Rutherford /AECOM<br>Reviewer: Charlene Livingston Flint/AECOM |
| Date | 12/01/2020 |

Enclosed is the final validation report for the sample delivery group (SDG) listed below.

| SDG # | Fraction | Date Sampled |
|---|---|---|
| L2039823 | Sediment PCB Congeners by GC/MS SIM<br>Total Organic Carbon (TOC) | 09/21/2020 |

The data validation was performed at Tier I Stage 2A level using the following guidelines, as applicable to each method:

- EPA New England Environmental Data Review Supplement for Regional Data Review Elements and Superfund Specific Guidance/Procedures, April 2013
- EPA Contract Laboratory Program National Functional Guidelines for Organic Superfund Methods Data Review, January 2017
- EPA Contract Laboratory Program National Functional Guidelines for Inorganic Superfund Methods Data Review, January 2017

**Data Validation Report**

| | |
|---|---|
| **Project Name** | New Bedford Harbor |
| **Task Order Number** | W912WJ17F0021 |
| **Collection Date** | 09/21/2020 |
| **Matrix** | Sediment |
| **Parameter(s)** | PCB Congeners by GC/MS SIM/8270D-SIM/680<br>TOC by EPA Method 9060A |
| **Validation Level** | USEPA Region I Tier I Stage 2A Data Validation |

| | |
|---|---|
| **Laboratory** | Alpha Analytical, Mansfield, Massachusetts |
| **Validator** | Kristin Rutherford |
| **Report Date** | 12/01/2020 |
| **Sample Delivery Group (SDG)** | L2039823 |

| **Sample Identification** | | |
|---|---|---|
| **Sample ID** | **Lab ID** | **Matrix/Sample Type** |
| S-105-20FSP20-01 | L2039823-01 | Sediment |
| S-108-20FSP20-01 | L2039823-02 | Sediment |
| S-109-20FSP20-01 | L2039823-03 | Sediment |
| S-111-20FSP20-01 | L2039823-04 | Sediment |
| S-114-20FSP20-01 | L2039823-05 | Sediment |
| S-115-20FSP20-01 | L2039823-06 | Sediment |
| S-117-20FSP20-01 | L2039823-07 | Sediment |
| S-120-20FSP20-01 | L2039823-08 | Sediment |
| S-121-20FSP20-01 | L2039823-09 | Sediment |

## Introduction

- This data review covers the SDG and parameters listed above. The data validation was performed using EPA New England Environmental Data Review Supplement for Regional Data Review Elements and Superfund Specific Guidance/Procedures (April 2013), EPA Contract Laboratory Program National Functional Guidelines for Organic Superfund Methods Data Review, January 2017, EPA Contract Laboratory Program National Functional Guidelines for Inorganic Superfund Methods Data Review, January 2017, and criteria listed in the task order QAPP. The data qualification summary details any data validation qualifiers that were assigned during the validation process.

**The following data validation qualifiers are defined for the purpose of this report:**

| | |
|---|---|
| U | Indicates the compound or analyte was analyzed for but not detected at or above the state limit |
| J | Indicates an estimated value |
| J+ | Indicates an estimated value that may be biased high |
| J- | Indicates an estimated value that may be biased low |
| UJ | Indicates the compound or analyte was analyzed for but not detected. The sample detection limit is an estimated value |
| R | Quality control data indicates the data are not usable |
| EB | An analyte that was identified in an aqueous equipment blank (EB) that was used to assess field contamination associated with soil/sediment samples. |

## Data Qualification Summary

If applicable, the results for co-eluting compounds are reported as separate compounds in the electronic data deliverable (EDD) and therefore, do not match the data presentation in the data package. The co-eluting results were qualified with a “C” laboratory qualifier in the EDD to indicate

that they may be biased high as a result of the presence of a co-eluting compound. The results that were qualified “C” by the laboratory were qualified as estimated in the database as potentially biased high (J+) during data validation. This does not affect the calculation of the Total PCB result.

No results would be qualified based on this review.

**Data Validation Checklist**

| **Matrix:** | Sediment | **Analysis:** | PCB - Congeners |
|---|---|---|---|
| **Reviewed by:** | Kristin Rutherford | **Date:** | 12/01/2020 |

| QC Parameter | Present Y/N | Acceptance Criteria | Data Usable? | Comments |
|---|---|---|---|---|
| **TIER I Stage 1** | | | | |
| Data Package Complete | Y | Completeness checklist elements included | Y | |
| Sample Receipt Conditions; Holding Time | Y | Ice, 4°C ± 2°C 14 days (1 year if cold or frozen per QAPP) to extraction; 40 days to analysis | Y | Cooler temp 4.9$^{0}$C. Extraction and analysis holding time criteria met. |
| **TIER I Stage 2A (plus Tier I Stage 1)** | | | | |
| Method Blank | Y | <Reporting limit<br>Soil/Sediment: Lab RL 0.200 ug/kg. Project Quantitation Limit (PQL) 1.0 ug/kg.<br>Aqueous: Lab RL 0.500ng/L PQL 1.25 ng/L | Y | MB WG1416503-1 contaminated with several PCBs, some >RL. See table below. Based on professional judgment, no qualifications were made since blank contamination insignificant compared to sample results (>10X blank). |
| Laboratory Control Sample/Laboratory Control Sample Duplicate | Y | 40-140% Recovery; RPD ≤30% (QAPP) | Y | WG1416503-2/3: QC criteria met |
| Surrogate Recovery | Y | 50–125% Recovery (QAPP) | Y | Surrogates were not recovered in samples S-115-20FSP20-01 (L2039823-06D) and S-117-20FSP20-01 (L2039823-07D) due to 200X dilution. No actions were taken. |
| Standard Reference Material SRM NIST 1944 | Y | 40-140% Recovery (QAPP) | Y | WG1416503-4: recovery criteria met |
| Internal Standards | Y | Per sample, -50% to +100% of area counts of initial calibration Level 3 standard | Y | QC criteria met |

| QC Parameter | Present Y/N | Acceptance Criteria | Data Usable? | Comments |
|---|---|---|---|---|
| **TIER 1+ (plus Tier 1 Stage 2A)[1 2]** | | | | |
| Field/Equipment Blank (EB) | NA | <Reporting limit (PQL 1.25 ng/L) | NA | EBs not submitted with this data set. |
| Field Duplicate (FD) | NA | Relative Percent Difference ≤50% for soil/sed, ≤30% for aqueous, ≤50% soil/sed (QAPP) | NA | FDs not submitted with this data set. |
| Percent Solids | | Percent solids is <50% | | |
| Sulfur Cleanup | | Sulfur clean-up performed; sulfur co-elution does not interfere with peak integration. | | |
| Matrix Spike/Matrix Spike Duplicate (MS/MSD) | NA | 40-140% Recovery (for compounds spiked at a concentration >5x background); RPD ≤30% (QAPP) | NA | MS/MSD not submitted with this data set. |
| **TIER II (plus Tier 1 Stage 2A)** | | | | |
| Initial Calibration Standard (ICAL) | | Coefficient of Determination >0.995 based on linear curve fit | | |
| Independent Calibration Check (ICC) | | ≤25% %D | | |
| Continuing Calibration Standard (CCV) | | ≤25% %D | | |
| Recalculation checks (5%) | | | | |

## Method Blanks

| Blank ID | Compound | Result | Qual | QL | Units |
|---|---|---|---|---|---|
| WG1416503-1-BLANK | Cl2-BZ#6 | 0.374 | | 0.200 | ug/kg |
| WG1416503-1-BLANK | Cl2-BZ#8 | 0.310 | | 0.200 | ug/kg |
| WG1416503-1-BLANK | Cl2-BZ#15 | 0.136 | J | 0.200 | ug/kg |
| WG1416503-1-BLANK | Cl3-BZ#17 | 0.430 | | 0.200 | ug/kg |
| WG1416503-1-BLANK | Cl3-BZ#18 | 0.818 | | 0.200 | ug/kg |
| WG1416503-1-BLANK | Cl3-BZ#19 | 0.140 | J | 0.200 | ug/kg |
| WG1416503-1-BLANK | Cl3-BZ#25 | 0.548 | | 0.200 | ug/kg |
| WG1416503-1-BLANK | Cl3-BZ#26 | 0.942 | | 0.200 | ug/kg |
| WG1416503-1-BLANK | Cl3-BZ#27 | 0.363 | | 0.200 | ug/kg |
| WG1416503-1-BLANK | Cl3-BZ#28 | 0.655 | | 0.200 | ug/kg |
| WG1416503-1-BLANK | Cl3-BZ#-31 | 0.798 | | 0.200 | ug/kg |

[1] Shaded validation tiers are not applicable for this project.
[2] The DO#10 QAPP specifies validation of EB, FD, TB, MS/MSD, and IB results be validated as part of Tier I Stage 2A validation.

| Blank ID | Compound | Result | Qual | QL | Units |
|---|---|---|---|---|---|
| WG1416503-1-BLANK | Cl3-BZ#32 | 0.349 | | 0.200 | ug/kg |
| WG1416503-1-BLANK | Cl4-BZ#42 | 0.116 | J | 0.200 | ug/kg |
| WG1416503-1-BLANK | Cl4-BZ#44 | 0.229 | | 0.200 | ug/kg |
| WG1416503-1-BLANK | Cl4-BZ#47 | 0.332 | | 0.200 | ug/kg |
| WG1416503-1-BLANK | Cl4-BZ#49 | 1.14 | | 0.200 | ug/kg |
| WG1416503-1-BLANK | Cl4-BZ#51 | 0.222 | | 0.200 | ug/kg |
| WG1416503-1-BLANK | Cl4-BZ#52 | 1.19 | | 0.200 | ug/kg |
| WG1416503-1-BLANK | Cl4-BZ#53 | 0.496 | | 0.200 | ug/kg |
| WG1416503-1-BLANK | Cl4-BZ#71 | 0.162 | J | 0.200 | ug/kg |

**Total Organic Carbon-Data Validation Checklist**

| **Matrix:** | Sediment | **Analysis:** | TOC |
|---|---|---|---|
| **Reviewed by:** | Kristin Rutherford | **Date:** | 12/01/2020 |

| QC Parameter | Present Y/N | Acceptance Criteria | Data Usable? | Comments |
|---|---|---|---|---|
| **TIER I Stage 1** | | | | |
| Data Package Complete | Y | Completeness checklist elements included | Y | |
| Sample Receipt Conditions; Holding Time | Y | 28 days from date of sampling to analysis | Y | Cooler temp 4.9$^{0}$C, samples analyzed within 28d |
| **TIER I Stage 2A (plus Tier I Stage 1)** | | | | |
| Method Blank | Y | Target Analytes<Reporting limit (QAPP) | Y | MB: WG1418729-1 ND |
| Laboratory Control Sample/Laboratory Control Sample Duplicate | Y | 75-125% Recovery (lab limits) | Y | WG1418729-2 within criteria |
| **TIER 1+ (plus Tier 1 Stage 2A)[3][4]** | | | | |
| Field/Equipment Blank (EB) | NA | <Reporting limit | NA | EB not submitted with the samples in this data set. |
| Field Duplicate (FD) | NA | Relative Percent Difference, ≤25% (based on MS/MSD RPD lab limits) | NA | FD not submitted with samples in this data set. |
| Matrix Spike/Matrix Spike Duplicate (MS/MSD) | NA | 75-125% Recovery (for compounds spiked at a concentration >5x background); RPD ≤25% (lab limits) | NA | MS/MSD not performed on site sample in this data set. |
| Laboratory Duplicates | NA | RPD ≤25% (lab limits) | NA | Lab Dup performed not performed on site sample |

[3] Shaded validation tiers are not applicable for this project.
[4] The DO#10 QAPP specifies validation of EB, FD, TB, MS/MSD, and IB results be validated as part of Tier I Stage 2A validation.

**Additional Comments:**

| | | | |
|---|---|---|---|
| The data package includes | 9 Field samples | 0 Field blanks and | 0 Media blanks |

## Data Completeness

### QAPP Worksheet #34: Laboratory Data Completeness

| Y/N | Completeness Criteria |
|---|---|
| Y | Title sheet identifying laboratory name, location, contact information |
| Y | Authorization statement and dated signature |
| Y | Analytical case narrative (i.e., data quality report) |
| Y | Sample identification table |
| Y | Method summary |
| Y | Sample results including date and time of analysis, (metric units, dry weight basis for sediment) |
| Y | QC results and acceptance criteria |
| Y | Signed COC forms |

AECOM
250 Apollo Drive
Chelmsford, MA 01824

978.905.2100 tel
978.905.2101 fax

# Memorandum

| | |
|---|---|
| To | William Humphries |
| CC | Maura Surprenant |
| Subject | New Bedford Harbor Superfund Site Data Validation, New Bedford, MA |
| Lab SDG Number/Lab | L2040097 |
| Laboratory | Alpha Analytical, Mansfield, MA |
| From | Kristin Rutherford /AECOM<br>Reviewer: Charlene Livingston Flint/AECOM |
| Date | 12/01/2020 |

Enclosed is the final validation report for the sample delivery group (SDG) listed below.

| SDG # | Fraction | Date Sampled |
|---|---|---|
| L2040097 | Sediment PCB Congeners by GC/MS SIM<br>Total Organic Carbon (TOC) | 09/22/2020 |

The data validation was performed at Tier I Stage 2A level using the following guidelines, as applicable to each method:

- EPA New England Environmental Data Review Supplement for Regional Data Review Elements and Superfund Specific Guidance/Procedures, April 2013
- EPA Contract Laboratory Program National Functional Guidelines for Organic Superfund Methods Data Review, January 2017
- EPA Contract Laboratory Program National Functional Guidelines for Inorganic Superfund Methods Data Review, January 2017

**Data Validation Report**

| | |
|---|---|
| **Project Name** | New Bedford Harbor |
| **Task Order Number** | W912WJ17F0021 |
| **Collection Date** | 09/22/2020 |
| **Matrix** | Sediment |
| **Parameter(s)** | PCB Congeners by GC/MS SIM/8270D-SIM/680<br>TOC by EPA Method 9060A |
| **Validation Level** | USEPA Region I Tier I Stage 2A Data Validation |

| | |
|---|---|
| **Laboratory** | Alpha Analytical, Mansfield, Massachusetts |
| **Validator** | Kristin Rutherford |
| **Report Date** | 12/01/2020 |
| **Sample Delivery Group (SDG)** | L2040097 |

| **Sample Identification** | | |
|---|---|---|
| **Sample ID** | **Lab ID** | **Matrix/Sample Type** |
| S-123-20FSP20-01 | L2040097-01 | Sediment |
| S-123-20FSP20-01-REP | L2040097-02 | Field duplicate of S-123-20FSP20-01 |
| S-125-20FSP20-01 | L2040097-03 | Sediment |
| S-126-20FSP20-01 | L2040097-04 | Sediment |
| S-128-20FSP20-01 | L2040097-05 | Sediment |
| S-131-20FSP20-01 | L2040097-06 | Sediment |
| S-134-20FSP20-01 | L2040097-07 | Sediment |
| S-135-20FSP20-01 | L2040097-08 | Sediment |
| S-138-20FSP20-01 | L2040097-09 | Sediment |
| S-140-20FSP20-01 | L2040097-10 | Sediment |

## Introduction

- This data review covers the SDG and parameters listed above. The data validation was performed using EPA New England Environmental Data Review Supplement for Regional Data Review Elements and Superfund Specific Guidance/Procedures (April 2013), EPA Contract Laboratory Program National Functional Guidelines for Organic Superfund Methods Data Review, January 2017, EPA Contract Laboratory Program National Functional Guidelines for Inorganic Superfund Methods Data Review, January 2017, and criteria listed in the task order QAPP. The data qualification summary details any data validation qualifiers that were assigned during the validation process.

**The following data validation qualifiers are defined for the purpose of this report:**

| | |
|---|---|
| U | Indicates the compound or analyte was analyzed for but not detected at or above the state limit |
| J | Indicates an estimated value |
| J+ | Indicates an estimated value that may be biased high |
| J- | Indicates an estimated value that may be biased low |
| UJ | Indicates the compound or analyte was analyzed for but not detected. The sample detection limit is an estimated value |
| R | Quality control data indicates the data are not usable |
| EB | An analyte that was identified in an aqueous equipment blank (EB) that was used to assess field contamination associated with soil/sediment samples. |

## Data Qualification Summary

If applicable, the results for co-eluting compounds are reported as separate compounds in the electronic data deliverable (EDD) and therefore, do not match the data presentation in the data

package. The co-eluting results were qualified with a “C” laboratory qualifier in the EDD to indicate that they may be biased high as a result of the presence of a co-eluting compound. The results that were qualified “C” by the laboratory were qualified as estimated in the database as potentially biased high (J+) during data validation. This does not affect the calculation of the Total PCB result.

Selected data points were estimated due to nonconformances of certain QC criteria. Qualified sample results are presented below.

| Sample ID(s) | Lab ID | Analyte(s) | Flag | Reason |
|---|---|---|---|---|
| S-123-20FSP20-01 | L2040097-01 | TOC | J+ | Matrix spike recovery (high bias) |
| S-123-20FSP20-01-REP | L2040097-02 | TOC | J+ | Matrix spike recovery (high bias) |
| S-125-20FSP20-01 | L2040097-03 | TOC | J+ | Matrix spike recovery (high bias) |
| S-126-20FSP20-01 | L2040097-04 | TOC | J+ | Matrix spike recovery (high bias) |
| S-128-20FSP20-01 | L2040097-05 | TOC | J+ | Matrix spike recovery (high bias) |
| S-131-20FSP20-01 | L2040097-06 | TOC | J+ | Matrix spike recovery (high bias) |
| S-134-20FSP20-01 | L2040097-07 | TOC | J+ | Matrix spike recovery (high bias) |
| S-135-20FSP20-01 | L2040097-08 | TOC | J+ | Matrix spike recovery (high bias) |
| S-138-20FSP20-01 | L2040097-09 | TOC | J+ | Matrix spike recovery (high bias) |
| S-140-20FSP20-01 | L2040097-10 | TOC | J+ | Matrix spike recovery (high bias) |
| S-123-20FSP20-01<br>S-123-20FSP20-01-REP | L2040097-01<br>L2040097-02 | CL2-BZ#10 | J | Field duplicate precision |
| S-123-20FSP20-01<br>S-123-20FSP20-01-REP | L2040097-01<br>L2040097-02 | CL2-BZ#11 | J | Field duplicate precision |
| S-123-20FSP20-01<br>S-123-20FSP20-01-REP | L2040097-01<br>L2040097-02 | CL2-BZ#13 | J | Field duplicate precision |
| S-123-20FSP20-01<br>S-123-20FSP20-01-REP | L2040097-01<br>L2040097-02 | CL2-BZ#15 | J | Field duplicate precision |
| S-123-20FSP20-01<br>S-123-20FSP20-01-REP | L2040097-01<br>L2040097-02 | CL2-BZ#4 | J | Field duplicate precision |
| S-123-20FSP20-01<br>S-123-20FSP20-01-REP | L2040097-01<br>L2040097-02 | CL2-BZ#6 | J | Field duplicate precision |
| S-123-20FSP20-01<br>S-123-20FSP20-01-REP | L2040097-01<br>L2040097-02 | CL2-BZ#7 | J | Field duplicate precision |
| S-123-20FSP20-01<br>S-123-20FSP20-01-REP | L2040097-01<br>L2040097-02 | CL2-BZ#8 | J | Field duplicate precision |
| S-123-20FSP20-01<br>S-123-20FSP20-01-REP | L2040097-01<br>L2040097-02 | CL2-BZ#9 | J | Field duplicate precision |
| S-123-20FSP20-01<br>S-123-20FSP20-01-REP | L2040097-01<br>L2040097-02 | CL3-BZ#16 | J | Field duplicate precision |
| S-123-20FSP20-01<br>S-123-20FSP20-01-REP | L2040097-01<br>L2040097-02 | CL3-BZ#17 | J | Field duplicate precision |
| S-123-20FSP20-01<br>S-123-20FSP20-01-REP | L2040097-01<br>L2040097-02 | CL3-BZ#18 | J | Field duplicate precision |
| S-123-20FSP20-01<br>S-123-20FSP20-01-REP | L2040097-01<br>L2040097-02 | CL3-BZ#19 | J | Field duplicate precision |
| S-123-20FSP20-01<br>S-123-20FSP20-01-REP | L2040097-01<br>L2040097-02 | CL3-BZ#20 | J | Field duplicate precision |
| S-123-20FSP20-01<br>S-123-20FSP20-01-REP | L2040097-01<br>L2040097-02 | CL3-BZ#21 | J | Field duplicate precision |
| S-123-20FSP20-01<br>S-123-20FSP20-01-REP | L2040097-01<br>L2040097-02 | CL3-BZ#22 | J | Field duplicate precision |
| S-123-20FSP20-01<br>S-123-20FSP20-01-REP | L2040097-01<br>L2040097-02 | CL3-BZ#25 | J | Field duplicate precision |

| Sample ID(s) | Lab ID | Analyte(s) | Flag | Reason |
|---|---|---|---|---|
| S-123-20FSP20-01<br>S-123-20FSP20-01-REP | L2040097-01<br>L2040097-02 | CL3-BZ#26 | J | Field duplicate precision |
| S-123-20FSP20-01<br>S-123-20FSP20-01-REP | L2040097-01<br>L2040097-02 | CL3-BZ#27 | J | Field duplicate precision |
| S-123-20FSP20-01<br>S-123-20FSP20-01-REP | L2040097-01<br>L2040097-02 | CL3-BZ#28 | J | Field duplicate precision |
| S-123-20FSP20-01<br>S-123-20FSP20-01-REP | L2040097-01<br>L2040097-02 | CL3-BZ#-31 | J | Field duplicate precision |
| S-123-20FSP20-01<br>S-123-20FSP20-01-REP | L2040097-01<br>L2040097-02 | CL3-BZ#32 | J | Field duplicate precision |
| S-123-20FSP20-01<br>S-123-20FSP20-01-REP | L2040097-01<br>L2040097-02 | CL3-BZ#34 | J | Field duplicate precision |
| S-123-20FSP20-01<br>S-123-20FSP20-01-REP | L2040097-01<br>L2040097-02 | CL4-BZ#40 | J | Field duplicate precision |
| S-123-20FSP20-01<br>S-123-20FSP20-01-REP | L2040097-01<br>L2040097-02 | CL4-BZ#42 | J | Field duplicate precision |
| S-123-20FSP20-01<br>S-123-20FSP20-01-REP | L2040097-01<br>L2040097-02 | CL4-BZ#44 | J | Field duplicate precision |
| S-123-20FSP20-01<br>S-123-20FSP20-01-REP | L2040097-01<br>L2040097-02 | CL4-BZ#45 | J | Field duplicate precision |
| S-123-20FSP20-01<br>S-123-20FSP20-01-REP | L2040097-01<br>L2040097-02 | CL4-BZ#46 | J | Field duplicate precision |
| S-123-20FSP20-01<br>S-123-20FSP20-01-REP | L2040097-01<br>L2040097-02 | CL4-BZ#47 | J | Field duplicate precision |
| S-123-20FSP20-01<br>S-123-20FSP20-01-REP | L2040097-01<br>L2040097-02 | CL4-BZ#49 | J | Field duplicate precision |
| S-123-20FSP20-01<br>S-123-20FSP20-01-REP | L2040097-01<br>L2040097-02 | CL4-BZ#52 | J | Field duplicate precision |
| S-123-20FSP20-01<br>S-123-20FSP20-01-REP | L2040097-01<br>L2040097-02 | CL4-BZ#54 | J | Field duplicate precision |
| S-123-20FSP20-01<br>S-123-20FSP20-01-REP | L2040097-01<br>L2040097-02 | CL4-BZ#57 | J | Field duplicate precision |
| S-123-20FSP20-01<br>S-123-20FSP20-01-REP | L2040097-01<br>L2040097-02 | CL4-BZ#59 | J | Field duplicate precision |
| S-123-20FSP20-01<br>S-123-20FSP20-01-REP | L2040097-01<br>L2040097-02 | CL4-BZ#62 | J | Field duplicate precision |
| S-123-20FSP20-01<br>S-123-20FSP20-01-REP | L2040097-01<br>L2040097-02 | CL4-BZ#63 | J | Field duplicate precision |
| S-123-20FSP20-01<br>S-123-20FSP20-01-REP | L2040097-01<br>L2040097-02 | CL4-BZ#64 | J | Field duplicate precision |
| S-123-20FSP20-01<br>S-123-20FSP20-01-REP | L2040097-01<br>L2040097-02 | CL4-BZ#65 | J | Field duplicate precision |
| S-123-20FSP20-01<br>S-123-20FSP20-01-REP | L2040097-01<br>L2040097-02 | CL4-BZ#68 | J | Field duplicate precision |
| S-123-20FSP20-01<br>S-123-20FSP20-01-REP | L2040097-01<br>L2040097-02 | CL4-BZ#72 | J | Field duplicate precision |
| S-123-20FSP20-01<br>S-123-20FSP20-01-REP | L2040097-01<br>L2040097-02 | CL4-BZ#73 | J | Field duplicate precision |
| S-123-20FSP20-01<br>S-123-20FSP20-01-REP | L2040097-01<br>L2040097-02 | CL4-BZ#75 | J | Field duplicate precision |
| S-123-20FSP20-01<br>S-123-20FSP20-01-REP | L2040097-01<br>L2040097-02 | CL5-BZ#110 | J | Field duplicate precision |

| Sample ID(s) | Lab ID | Analyte(s) | Flag | Reason |
|---|---|---|---|---|
| S-123-20FSP20-01<br>S-123-20FSP20-01-REP | L2040097-01<br>L2040097-02 | CL5-BZ#112 | J | Field duplicate precision |
| S-123-20FSP20-01<br>S-123-20FSP20-01-REP | L2040097-01<br>L2040097-02 | CL5-BZ#113 | J | Field duplicate precision |
| S-123-20FSP20-01<br>S-123-20FSP20-01-REP | L2040097-01<br>L2040097-02 | CL5-BZ#121 | J | Field duplicate precision |
| S-123-20FSP20-01<br>S-123-20FSP20-01-REP | L2040097-01<br>L2040097-02 | CL5-BZ#125 | J | Field duplicate precision |
| S-123-20FSP20-01<br>S-123-20FSP20-01-REP | L2040097-01<br>L2040097-02 | CL5-BZ#83 | J | Field duplicate precision |
| S-123-20FSP20-01<br>S-123-20FSP20-01-REP | L2040097-01<br>L2040097-02 | CL5-BZ#84 | J | Field duplicate precision |
| S-123-20FSP20-01<br>S-123-20FSP20-01-REP | L2040097-01<br>L2040097-02 | CL5-BZ#88 | J | Field duplicate precision |
| S-123-20FSP20-01<br>S-123-20FSP20-01-REP | L2040097-01<br>L2040097-02 | CL5-BZ#89 | J | Field duplicate precision |
| S-123-20FSP20-01<br>S-123-20FSP20-01-REP | L2040097-01<br>L2040097-02 | CL5-BZ#91 | J | Field duplicate precision |
| S-123-20FSP20-01<br>S-123-20FSP20-01-REP | L2040097-01<br>L2040097-02 | CL5-BZ#92 | J | Field duplicate precision |
| S-123-20FSP20-01<br>S-123-20FSP20-01-REP | L2040097-01<br>L2040097-02 | CL5-BZ#95 | J | Field duplicate precision |
| S-123-20FSP20-01<br>S-123-20FSP20-01-REP | L2040097-01<br>L2040097-02 | CL6-BZ#133 | J | Field duplicate precision |
| S-123-20FSP20-01<br>S-123-20FSP20-01-REP | L2040097-01<br>L2040097-02 | CL6-BZ#142 | J/UJ | Field duplicate precision |
| S-123-20FSP20-01<br>S-123-20FSP20-01-REP | L2040097-01<br>L2040097-02 | CL8-BZ#201 | J | Field duplicate precision |

Several samples were analyzed for PCBs at the dilutions noted below due to high target compound concentration; reporting limits were adjusted for the dilution. The nondetected results may not meet project action limits.

| Sample ID(s) | Lab ID | Analyte(s) | Dilution |
|---|---|---|---|
| S-123-20FSP20-01 | L2040097-01 | PCB Congeners | 20 |
| S-123-20FSP20-01-REP | L2040097-02 | PCB Congeners | 40 |
| S-125-20FSP20-01 | L2040097-03 | PCB Congeners | 20 |
| S-126-20FSP20-01 | L2040097-04 | PCB Congeners | 2 |
| S-128-20FSP20-01 | L2040097-05 | PCB Congeners | 100 |
| S-131-20FSP20-01 | L2040097-06 | PCB Congeners | 20 |
| S-134-20FSP20-01 | L2040097-07 | PCB Congeners | 10 |
| S-138-20FSP20-01 | L2040097-09 | PCB Congeners | 10 |
| S-140-20FSP20-01 | L2040097-10 | PCB Congeners | 10 |

**Data Validation Checklist**

| **Matrix:** | Sediment | **Analysis:** | PCB - Congeners |
|---|---|---|---|
| **Reviewed by:** | Kristin Rutherford | **Date:** | 12/01/2020 |

| QC Parameter | Present Y/N | Acceptance Criteria | Data Usable? | Comments |
|---|---|---|---|---|
| **TIER I Stage 1** | | | | |
| Data Package Complete | Y | Completeness checklist elements included | Y | |
| Sample Receipt Conditions; Holding Time | Y | Ice, 4°C ± 2°C 14 days (1 year if cold or frozen per QAPP) to extraction; 40 days to analysis | Y | Cooler temp 4.3$^0$C. Extraction and analysis holding time criteria met. |
| **TIER I Stage 2A (plus Tier I Stage 1)** | | | | |
| Method Blank | Y | <Reporting limit<br>Soil/Sediment: Lab RL 0.200 ug/kg. Project Quantitation Limit (PQL) 1.0 ug/kg.<br>Aqueous: Lab RL 0.500ng/L PQL 1.25 ng/L | Y | MB WG1416503-1 contaminated with several PCBs, some >RL. See table below. Based on professional judgment, no qualifications were made since blank contamination insignificant compared to sample results (>10X blank). |
| Laboratory Control Sample/Laboratory Control Sample Duplicate | Y | 40-140% Recovery; RPD ≤30% (QAPP) | Y | WG1416503-2/3: QC criteria met |
| Surrogate Recovery | Y | 50–125% Recovery (QAPP) | Y | Surrogates were not recovered in samples S-128-20FSP20-01 (L2040097-05D) due to 100X dilution. No actions were taken. |
| Standard Reference Material SRM NIST 1944 | Y | 40-140% Recovery (QAPP) | Y | WG1416503-4: recovery criteria met |
| Internal Standards | Y | Per sample, -50% to +100% of area counts of initial calibration Level 3 standard | Y | QC criteria met |
| **TIER 1+ (plus Tier 1 Stage 2A)[1 2]** | | | | |
| Field/Equipment Blank (EB) | NA | <Reporting limit (PQL 1.25 ng/L) | NA | EBs not submitted with this data set. |
| Field Duplicate (FD) | Y | Relative Percent Difference ≤50% for soil/sed, ≤30% for aqueous, ≤50% soil/sed (QAPP) | Y | **S-123-20FSP20-01 / S-123-20FSP20-01-REP. RPD criteria not met for several PCBs – see table below. Results qualified (J/UJ).** |
| Percent Solids | | Percent solids is <50% | | |

[1] Shaded validation tiers are not applicable for this project.
[2] The DO#10 QAPP specifies validation of EB, FD, TB, MS/MSD, and IB results be validated as part of Tier I Stage 2A validation.

| QC Parameter | Present Y/N | Acceptance Criteria | Data Usable? | Comments |
|---|---|---|---|---|
| Sulfur Cleanup | | Sulfur clean-up performed; sulfur co-elution does not interfere with peak integration. | | |
| Matrix Spike/Matrix Spike Duplicate (MS/MSD) | NA | 40-140% Recovery (for compounds spiked at a concentration >5x background); RPD ≤30% (QAPP) | NA | MS/MSD not submitted with this data set. |
| **TIER II (plus Tier 1 Stage 2A)** | | | | |
| Initial Calibration Standard (ICAL) | | Coefficient of Determination >0.995 based on linear curve fit | | |
| Independent Calibration Check (ICC) | | ≤25% %D | | |
| Continuing Calibration Standard (CCV) | | ≤25% %D | | |
| Recalculation checks (5%) | | | | |

**Method Blanks**

| Blank ID | Compound | Result | Qual | QL | Units |
|---|---|---|---|---|---|
| WG1416503-1-BLANK | Cl2-BZ#6 | 0.374 | | 0.200 | ug/kg |
| WG1416503-1-BLANK | Cl2-BZ#8 | 0.310 | | 0.200 | ug/kg |
| WG1416503-1-BLANK | Cl2-BZ#15 | 0.136 | J | 0.200 | ug/kg |
| WG1416503-1-BLANK | Cl3-BZ#17 | 0.430 | | 0.200 | ug/kg |
| WG1416503-1-BLANK | Cl3-BZ#18 | 0.818 | | 0.200 | ug/kg |
| WG1416503-1-BLANK | Cl3-BZ#19 | 0.140 | J | 0.200 | ug/kg |
| WG1416503-1-BLANK | Cl3-BZ#25 | 0.548 | | 0.200 | ug/kg |
| WG1416503-1-BLANK | Cl3-BZ#26 | 0.942 | | 0.200 | ug/kg |
| WG1416503-1-BLANK | Cl3-BZ#27 | 0.363 | | 0.200 | ug/kg |
| WG1416503-1-BLANK | Cl3-BZ#28 | 0.655 | | 0.200 | ug/kg |
| WG1416503-1-BLANK | Cl3-BZ#-31 | 0.798 | | 0.200 | ug/kg |
| WG1416503-1-BLANK | Cl3-BZ#32 | 0.349 | | 0.200 | ug/kg |
| WG1416503-1-BLANK | Cl4-BZ#42 | 0.116 | J | 0.200 | ug/kg |
| WG1416503-1-BLANK | Cl4-BZ#44 | 0.229 | | 0.200 | ug/kg |
| WG1416503-1-BLANK | Cl4-BZ#47 | 0.332 | | 0.200 | ug/kg |
| WG1416503-1-BLANK | Cl4-BZ#49 | 1.14 | | 0.200 | ug/kg |
| WG1416503-1-BLANK | Cl4-BZ#51 | 0.222 | | 0.200 | ug/kg |
| WG1416503-1-BLANK | Cl4-BZ#52 | 1.19 | | 0.200 | ug/kg |
| WG1416503-1-BLANK | Cl4-BZ#53 | 0.496 | | 0.200 | ug/kg |
| WG1416503-1-BLANK | Cl4-BZ#71 | 0.162 | J | 0.200 | ug/kg |

## Field Duplicates

| Sample ID | Duplicate ID | Compound | Sample Result (mg/kg) | Qual | Duplicate Result (mg/kg) | Qual | QL | RPD |
|---|---|---|---|---|---|---|---|---|
| S-123-20FSP20-01 | S-123-20FSP20-01-REP | CL2-BZ#10 | 93.8 | | 217 | | 8.05 | 79% |
| S-123-20FSP20-01 | S-123-20FSP20-01-REP | CL2-BZ#11 | 44.7 | | 104 | | 4.03 | 80% |
| S-123-20FSP20-01 | S-123-20FSP20-01-REP | CL2-BZ#13 | 182 | | 383 | | 8.05 | 71% |
| S-123-20FSP20-01 | S-123-20FSP20-01-REP | CL2-BZ#15 | 159 | | 274 | | 4.03 | 53% |
| S-123-20FSP20-01 | S-123-20FSP20-01-REP | CL2-BZ#4 | 93.8 | | 217 | | 8.05 | 79% |
| S-123-20FSP20-01 | S-123-20FSP20-01-REP | CL2-BZ#6 | 347 | | 832 | | 4.03 | 82% |
| S-123-20FSP20-01 | S-123-20FSP20-01-REP | CL2-BZ#7 | 8.30 | | 18.6 | | 4.03 | 77% |
| S-123-20FSP20-01 | S-123-20FSP20-01-REP | CL2-BZ#8 | 336 | | 710 | | 4.03 | 72% |
| S-123-20FSP20-01 | S-123-20FSP20-01-REP | CL2-BZ#9 | 15.1 | | 34.0 | | 4.03 | 77% |
| S-123-20FSP20-01 | S-123-20FSP20-01-REP | CL3-BZ#16 | 27.1 | | 58.4 | | 4.03 | 73% |
| S-123-20FSP20-01 | S-123-20FSP20-01-REP | CL3-BZ#17 | 457 | | 913 | | 4.03 | 67% |
| S-123-20FSP20-01 | S-123-20FSP20-01-REP | CL3-BZ#18 | 925 | | 1880 | | 4.03 | 68% |
| S-123-20FSP20-01 | S-123-20FSP20-01-REP | CL3-BZ#19 | 107 | | 215 | | 4.03 | 67% |
| S-123-20FSP20-01 | S-123-20FSP20-01-REP | CL3-BZ#20 | 42.2 | | 107 | | 8.05 | 87% |
| S-123-20FSP20-01 | S-123-20FSP20-01-REP | CL3-BZ#21 | 42.2 | | 107 | | 8.05 | 87% |
| S-123-20FSP20-01 | S-123-20FSP20-01-REP | CL3-BZ#22 | 88.5 | | 196 | | 4.03 | 76% |
| S-123-20FSP20-01 | S-123-20FSP20-01-REP | CL3-BZ#25 | 824 | | 1690 | | 4.03 | 69% |
| S-123-20FSP20-01 | S-123-20FSP20-01-REP | CL3-BZ#26 | 1380 | | 2830 | | 4.03 | 69% |
| S-123-20FSP20-01 | S-123-20FSP20-01-REP | CL3-BZ#27 | 189 | | 353 | | 4.03 | 61% |
| S-123-20FSP20-01 | S-123-20FSP20-01-REP | CL3-BZ#28 | 1320 | | 2470 | | 4.03 | 61% |
| S-123-20FSP20-01 | S-123-20FSP20-01-REP | CL3-BZ#-31 | 1480 | | 2960 | | 4.03 | 67% |
| S-123-20FSP20-01 | S-123-20FSP20-01-REP | CL3-BZ#32 | 374 | | 696 | | 4.03 | 60% |
| S-123-20FSP20-01 | S-123-20FSP20-01-REP | CL3-BZ#34 | 16.5 | | 34.0 | | 4.03 | 69% |
| S-123-20FSP20-01 | S-123-20FSP20-01-REP | CL4-BZ#40 | 28.0 | | 51.9 | | 4.03 | 60% |
| S-123-20FSP20-01 | S-123-20FSP20-01-REP | CL4-BZ#42 | 157 | | 302 | | 4.03 | 63% |
| S-123-20FSP20-01 | S-123-20FSP20-01-REP | CL4-BZ#44 | 374 | | 790 | | 4.03 | 71% |
| S-123-20FSP20-01 | S-123-20FSP20-01-REP | CL4-BZ#45 | 39.0 | | 88.9 | | 4.03 | 78% |
| S-123-20FSP20-01 | S-123-20FSP20-01-REP | CL4-BZ#46 | 42.7 | | 72.2 | | 8.05 | 51% |
| S-123-20FSP20-01 | S-123-20FSP20-01-REP | CL4-BZ#47 | 600 | | 1010 | | 4.03 | 51% |
| S-123-20FSP20-01 | S-123-20FSP20-01-REP | CL4-BZ#49 | 2030 | | 3630 | | 4.03 | 57% |
| S-123-20FSP20-01 | S-123-20FSP20-01-REP | CL4-BZ#52 | 1980 | | 3590 | | 4.03 | 58% |
| S-123-20FSP20-01 | S-123-20FSP20-01-REP | CL4-BZ#54 | 10.7 | | 18.7 | | 4.03 | 54% |
| S-123-20FSP20-01 | S-123-20FSP20-01-REP | CL4-BZ#57 | 23.4 | | 55.6 | | 4.03 | 82% |
| S-123-20FSP20-01 | S-123-20FSP20-01-REP | CL4-BZ#59 | 81.2 | | 192 | | 4.03 | 81% |
| S-123-20FSP20-01 | S-123-20FSP20-01-REP | CL4-BZ#62 | 40.0 | | 68.0 | | 12.1 | 52% |
| S-123-20FSP20-01 | S-123-20FSP20-01-REP | CL4-BZ#63 | 22.5 | | 41.7 | | 4.03 | 60% |

| Sample ID | Duplicate ID | Compound | Sample Result (mg/kg) | Qual | Duplicate Result (mg/kg) | Qual | QL | RPD |
|---|---|---|---|---|---|---|---|---|
| S-123-20FSP20-01 | S-123-20FSP20-01-REP | CL4-BZ#64 | 286 | | 580 | | 8.05 | 68% |
| S-123-20FSP20-01 | S-123-20FSP20-01-REP | CL4-BZ#65 | 40.0 | | 68.0 | | 12.1 | 52% |
| S-123-20FSP20-01 | S-123-20FSP20-01-REP | CL4-BZ#68 | 286 | | 580 | | 8.05 | 68% |
| S-123-20FSP20-01 | S-123-20FSP20-01-REP | CL4-BZ#72 | 64.2 | | 110 | | 4.03 | 53% |
| S-123-20FSP20-01 | S-123-20FSP20-01-REP | CL4-BZ#73 | 42.7 | | 72.2 | | 8.05 | 51% |
| S-123-20FSP20-01 | S-123-20FSP20-01-REP | CL4-BZ#75 | 40.0 | | 68.0 | | 12.1 | 52% |
| S-123-20FSP20-01 | S-123-20FSP20-01-REP | CL5-BZ#110 | 709 | | 1210 | | 4.03 | 52% |
| S-123-20FSP20-01 | S-123-20FSP20-01-REP | CL5-BZ#112 | 27.8 | | 49.4 | | 12.1 | 56% |
| S-123-20FSP20-01 | S-123-20FSP20-01-REP | CL5-BZ#113 | 18.1 | | 38.9 | | 4.03 | 73% |
| S-123-20FSP20-01 | S-123-20FSP20-01-REP | CL5-BZ#121 | 442 | | 767 | | 12.1 | 54% |
| S-123-20FSP20-01 | S-123-20FSP20-01-REP | CL5-BZ#125 | 27.8 | | 49.4 | | 12.1 | 56% |
| S-123-20FSP20-01 | S-123-20FSP20-01-REP | CL5-BZ#83 | 27.8 | | 49.4 | | 12.1 | 56% |
| S-123-20FSP20-01 | S-123-20FSP20-01-REP | CL5-BZ#84 | 154 | | 267 | | 8.05 | 54% |
| S-123-20FSP20-01 | S-123-20FSP20-01-REP | CL5-BZ#88 | 442 | | 767 | | 12.1 | 54% |
| S-123-20FSP20-01 | S-123-20FSP20-01-REP | CL5-BZ#89 | 154 | | 267 | | 8.05 | 54% |
| S-123-20FSP20-01 | S-123-20FSP20-01-REP | CL5-BZ#91 | 312 | | 530 | | 4.03 | 52% |
| S-123-20FSP20-01 | S-123-20FSP20-01-REP | CL5-BZ#92 | 156 | | 280 | | 4.03 | 57% |
| S-123-20FSP20-01 | S-123-20FSP20-01-REP | CL5-BZ#95 | 442 | | 767 | | 12.1 | 54% |
| S-123-20FSP20-01 | S-123-20FSP20-01-REP | CL6-BZ#133 | 10.2 | | 17.4 | | 4.03 | 52% |
| S-123-20FSP20-01 | S-123-20FSP20-01-REP | CL6-BZ#142 | 13.1 | | | U | 4.03 | NC |
| S-123-20FSP20-01 | S-123-20FSP20-01-REP | CL8-BZ#201 | 11.3 | | 19.8 | | 4.03 | 55% |

NC – Not calculated since one result is ND

**Total Organic Carbon-Data Validation Checklist**

| **Matrix:** | Sediment | **Analysis:** | TOC |
|---|---|---|---|
| **Reviewed by:** | Kristin Rutherford | **Date:** | 12/01/2020 |

| QC Parameter | Present Y/N | Acceptance Criteria | Data Usable? | Comments |
|---|---|---|---|---|
| **TIER I Stage 1** | | | | |
| Data Package Complete | Y | Completeness checklist elements included | Y | Note: TOC samples were analyzed in duplicate (Rep1 and Rep2). Results from both were reported as well as the average. The average result was reported (reportable_result YES) in the DVA. |
| Sample Receipt Conditions; Holding Time | Y | 28 days from date of sampling to analysis | Y | Cooler temp 4.3$^0$C, samples analyzed within 28d |
| **TIER I Stage 2A (plus Tier I Stage 1)** | | | | |
| Method Blank | Y | Target Analytes<Reporting limit (QAPP) | Y | MB: WG1419313 -1 ND |
| Laboratory Control Sample/Laboratory Control Sample Duplicate | Y | 75-125% Recovery (lab limits) | Y | WG1419313-2 within criteria |
| **TIER 1+ (plus Tier 1 Stage 2A)[3][4]** | | | | |
| Field/Equipment Blank (EB) | NA | Not required (QAPP) | NA | EB not submitted with the samples in this data set. |
| Field Duplicate (FD) | Yes | Relative Percent Difference, ≤25% (based on MS/MSD RPD lab limits) | Yes | S-123-20FSP20-01 / S-123-20FSP20-01-REP RPD (1.8%) within criteria |
| Matrix Spike/Matrix Spike Duplicate (MS/MSD) | Yes | 75-125% Recovery (for compounds spiked at a concentration >5x background); RPD ≤25% (lab limits) | Yes | **MS/MSD performed on sample S-123-20FSP20-01 (L2040097-01). %R above criteria in either MS or MSD for Rep1 and Rep2; RPD within limits. Based on professional judgment and NFG Inorganic DV guidelines, results for TOC in all sediment samples were qualified (J+) as estimated. See table below.** |
| Laboratory Duplicates | Yes | RPD ≤25% (lab limits) | Yes | Lab Dup performed on sample S-123-20FSP20-01 (L2040097-01). RPD within criteria for Rep1, Rep2, and Average TOC. |

[3] Shaded validation tiers are not applicable for this project.
[4] The DO#10 QAPP specifies validation of EB, FD, TB, MS/MSD, and IB results be validated as part of Tier I Stage 2A validation.

**Matrix Spikes**

| Sample ID | Compound | MS %R | MSD %R | %R Limits | RPD | RPD Limits | Action |
|---|---|---|---|---|---|---|---|
| S-123-20FSP20-01 | TOC (Rep1) | 80 | **137** | 75-125 | 11 | 25 | J+ positive results in all sediment samples |
| S-123-20FSP20-01 | TOC (Rep2) | 134 | **120** | 75-125 | 1 | 25 | J+ positive results in all sediment samples |

**Additional Comments:**

| | | | |
|---|---|---|---|
| The data package includes | 10 Field samples | 0 Field blanks and | 0 Media blanks |

## Data Completeness

### QAPP Worksheet #34: Laboratory Data Completeness

| Y/N | Completeness Criteria |
|---|---|
| Y | Title sheet identifying laboratory name, location, contact information |
| Y | Authorization statement and dated signature |
| Y | Analytical case narrative (i.e., data quality report) |
| Y | Sample identification table |
| Y | Method summary |
| Y | Sample results including date and time of analysis, (metric units, dry weight basis for sediment) |
| Y | QC results and acceptance criteria |
| Y | Signed COC forms |

AECOM
250 Apollo Drive
Chelmsford, MA 01824

978.905.2100 tel
978.905.2101 fax

# Memorandum

| | |
|---|---|
| To | William Humphries |
| CC | Maura Surprenant |
| Subject | New Bedford Harbor Superfund Site Data Validation, New Bedford, MA |
| Lab SDG Number/Lab | L2040428 |
| Laboratory | Alpha Analytical, Mansfield, MA |
| From | Kristin Rutherford /AECOM<br>Reviewer: Charlene Livingston Flint/AECOM |
| Date | 12/02/2020 |

Enclosed is the final validation report for the sample delivery group (SDG) listed below.

| SDG # | Fraction | Date Sampled |
|---|---|---|
| L2040428 | Sediment PCB Congeners by GC/MS SIM<br>Total Organic Carbon (TOC) | 09/23/2020 |

The data validation was performed at Tier I Stage 2A level using the following guidelines, as applicable to each method:

- EPA New England Environmental Data Review Supplement for Regional Data Review Elements and Superfund Specific Guidance/Procedures, April 2013
- EPA Contract Laboratory Program National Functional Guidelines for Organic Superfund Methods Data Review, January 2017
- EPA Contract Laboratory Program National Functional Guidelines for Inorganic Superfund Methods Data Review, January 2017

**Data Validation Report**

| | |
|---|---|
| **Project Name** | New Bedford Harbor |
| **Task Order Number** | W912WJ17F0021 |
| **Collection Date** | 09/23/2020 |
| **Matrix** | Sediment |
| **Parameter(s)** | PCB Congeners by GC/MS SIM/8270D-SIM/680<br>TOC by EPA Method 9060A |
| **Validation Level** | USEPA Region I Tier I Stage 2A Data Validation |

| | |
|---|---|
| **Laboratory** | Alpha Analytical, Mansfield, Massachusetts |
| **Validator** | Kristin Rutherford |
| **Report Date** | 12/02/2020 |
| **Sample Delivery Group (SDG)** | L2040428 |

| **Sample Identification** | | |
|---|---|---|
| **Sample ID** | **Lab ID** | **Matrix/Sample Type** |
| S-130-20FSP20-01 | L2040428-01 | Sediment |
| S-139-20FSP20-01 | L2040428-02 | Sediment |
| S-146-20FSP20-01 | L2040428-03 | Sediment |
| S-147-20FSP20-01 | L2040428-04 | Sediment |
| S-150-20FSP20-01 | L2040428-05 | Sediment |
| S-151-20FSP20-01 | L2040428-06 | Sediment |
| S-152-20FSP20-01 | L2040428-07 | Sediment |
| S-154-20FSP20-01 | L2040428-08 | Sediment |
| S-155-20FSP20-01 | L2040428-09 | Sediment |
| S-202-20FSP20-01 | L2040428-10 | Sediment |

## Introduction

- This data review covers the SDG and parameters listed above. The data validation was performed using EPA New England Environmental Data Review Supplement for Regional Data Review Elements and Superfund Specific Guidance/Procedures (April 2013), EPA Contract Laboratory Program National Functional Guidelines for Organic Superfund Methods Data Review, January 2017, EPA Contract Laboratory Program National Functional Guidelines for Inorganic Superfund Methods Data Review, January 2017, and criteria listed in the task order QAPP. The data qualification summary details any data validation qualifiers that were assigned during the validation process.

**The following data validation qualifiers are defined for the purpose of this report:**

| | |
|---|---|
| U | Indicates the compound or analyte was analyzed for but not detected at or above the state limit |
| J | Indicates an estimated value |
| J+ | Indicates an estimated value that may be biased high |
| J- | Indicates an estimated value that may be biased low |
| UJ | Indicates the compound or analyte was analyzed for but not detected. The sample detection limit is an estimated value |
| R | Quality control data indicates the data are not usable |
| EB | An analyte that was identified in an aqueous equipment blank (EB) that was used to assess field contamination associated with soil/sediment samples. |

## Data Qualification Summary

If applicable, the results for co-eluting compounds are reported as separate compounds in the electronic data deliverable (EDD) and therefore, do not match the data presentation in the data

package. The co-eluting results were qualified with a “C” laboratory qualifier in the EDD to indicate that they may be biased high as a result of the presence of a co-eluting compound. The results that were qualified “C” by the laboratory were qualified as estimated in the database as potentially biased high (J+) during data validation. This does not affect the calculation of the Total PCB result.

The nondetected result for Cl6-BZ#168 in sample S-139-20FSP20-01 (L2040428-02) was rejected due to matrix spike (MS) recovery nonconformance; the result is not usable for project objectives.

Selected data points were estimated due to nonconformances of certain QC criteria. Qualified sample results are presented below.

| Sample ID(s) | Lab ID | Analyte(s) | Flag | Reason |
|---|---|---|---|---|
| S-130-20FSP20-01 | L2040428-01 | TOC | J- | Matrix spike recovery (low bias) |
| S-139-20FSP20-01 | L2040428-02 | TOC | J- | Matrix spike recovery (low bias) |
| S-146-20FSP20-01 | L2040428-03 | TOC | J- | Matrix spike recovery (low bias) |
| S-147-20FSP20-01 | L2040428-04 | TOC | J- | Matrix spike recovery (low bias) |
| S-150-20FSP20-01 | L2040428-05 | TOC | J- | Matrix spike recovery (low bias) |
| S-151-20FSP20-01 | L2040428-06 | TOC | J- | Matrix spike recovery (low bias) |
| S-152-20FSP20-01 | L2040428-07 | TOC | J- | Matrix spike recovery (low bias) |
| S-154-20FSP20-01 | L2040428-08 | TOC | J- | Matrix spike recovery (low bias) |
| S-155-20FSP20-01 | L2040428-09 | TOC | J- | Matrix spike recovery (low bias) |
| S-202-20FSP20-01 | L2040428-10 | TOC | J- | Matrix spike recovery (low bias) |
| S-139-20FSP20-01 | L2040428-02 | Cl4-BZ#51 | J+ | Matrix spike recovery (high bias) |
| S-139-20FSP20-01 | L2040428-02 | Cl3-BZ#21 | J | Matrix spike recovery (high bias) and MS/MSD precision |
| S-139-20FSP20-01 | L2040428-02 | Cl3-BZ#20 | J | Matrix spike recovery (high bias) and MS/MSD precision |
| S-139-20FSP20-01 | L2040428-02 | Cl4-BZ#48 | J+ | Matrix spike recovery (high bias) |
| S-139-20FSP20-01 | L2040428-02 | Cl4-BZ#41 | J | MS/MSD precision |
| S-139-20FSP20-01 | L2040428-02 | Cl5-BZ#117 | J+ | Matrix spike recovery (high bias) |
| S-139-20FSP20-01 | L2040428-02 | Cl5-BZ#82 | J- | Matrix spike recovery (low bias) |
| S-139-20FSP20-01 | L2040428-02 | Cl6-BZ#168 | R | Matrix spike recovery |
| S-139-20FSP20-01 | L2040428-02 | Cl8-BZ#203 | J- | Matrix spike recovery (low bias) |

Several samples were analyzed for PCBs at the dilutions noted below due to high target compound concentration; reporting limits were adjusted for the dilution. The nondetected results may not meet project action limits.

| Sample ID(s) | Lab ID | Analyte(s) | Dilution |
|---|---|---|---|
| S-151-20FSP20-01 | L2040428-06 | PCB Congeners | 2 |
| S-146-20FSP20-01 | L2040428-03 | PCB Congeners | 5 |
| S-147-20FSP20-01 | L2040428-04 | PCB Congeners | 5 |
| S-202-20FSP20-01 | L2040428-10 | PCB Congeners | 5 |
| S-130-20FSP20-01 | L2040428-01 | PCB Congeners | 10 |
| S-139-20FSP20-01 | L2040428-02 | PCB Congeners | 10 |
| S-150-20FSP20-01 | L2040428-05 | PCB Congeners | 10 |
| S-152-20FSP20-01 | L2040428-07 | PCB Congeners | 10 |

**Data Validation Checklist**

| **Matrix:** | Sediment | **Analysis:** | PCB - Congeners |
|---|---|---|---|
| **Reviewed by:** | Kristin Rutherford | **Date:** | 12/02/2020 |

| QC Parameter | Present Y/N | Acceptance Criteria | Data Usable? | Comments |
|---|---|---|---|---|
| **TIER I Stage 1** | | | | |
| Data Package Complete | Y | Completeness checklist elements included | Y | |
| Sample Receipt Conditions; Holding Time | Y | Ice, 4°C ± 2°C 14 days (1 year if cold or frozen per QAPP) to extraction; 40 days to analysis | Y | Cooler temp 4.2$^0$C. Extraction and analysis holding time criteria met. |
| **TIER I Stage 2A (plus Tier I Stage 1)** | | | | |
| Method Blank | Y | <Reporting limit<br>Soil/Sediment: Lab RL 0.200 ug/kg. Project Quantitation Limit (PQL) 1.0 ug/kg.<br>Aqueous: Lab RL 0.500ng/L PQL 1.25 ng/L | Y | MB WG1416513-1 ND |
| Laboratory Control Sample/Laboratory Control Sample Duplicate | Y | 40-140% Recovery; RPD ≤30% (QAPP) | Y | WG1416513-2/3: QC criteria met |
| Surrogate Recovery | Y | 50–125% Recovery (QAPP) | Y | Surrogate recovery QC criteria met. |
| Standard Reference Material SRM NIST 1944 | Y | 40-140% Recovery (QAPP) | Y | WG1416513-4: recovery criteria met |
| Internal Standards | Y | Per sample, -50% to +100% of area counts of initial calibration Level 3 standard | Y | QC criteria met |
| **TIER 1+ (plus Tier 1 Stage 2A)[1][2]** | | | | |
| Field/Equipment Blank (EB) | NA | <Reporting limit (PQL 1.25 ng/L) | NA | EBs not submitted with this data set. |
| Field Duplicate (FD) | Y | Relative Percent Difference ≤50% for soil/sed, ≤30% for aqueous, ≤50% soil/sed (QAPP) | Y | FDs not submitted with the samples in this data set. |
| Percent Solids | | Percent solids is <50% | | |
| Sulfur Cleanup | | Sulfur clean-up performed; sulfur co-elution does not interfere with peak integration. | | |

[1] Shaded validation tiers are not applicable for this project.
[2] The DO#10 QAPP specifies validation of EB, FD, TB, MS/MSD, and IB results be validated as part of Tier I Stage 2A validation.

| QC Parameter | Present Y/N | Acceptance Criteria | Data Usable? | Comments |
|---|---|---|---|---|
| Matrix Spike/Matrix Spike Duplicate (MS/MSD) | Y | 40-140% Recovery (for compounds spiked at a concentration >5x background); RPD ≤30% (QAPP) | **N** | **MS/MSD performed on sample S-139-20FSP20-01 (L2040428-02). %Rs and/or RPDs above criteria for several PCBs; see table below. Cl6-BZ#168 was not recovered in MS/MSD (0%); ND result in parent sample was rejected and is not usable for project objectives. Results were estimated - see table below. Nonconformances were not listed for sample results >4X spiked amount.** |
| **TIER II (plus Tier 1 Stage 2A)** | | | | |
| Initial Calibration Standard (ICAL) | | Coefficient of Determination >0.995 based on linear curve fit | | |
| Independent Calibration Check (ICC) | | ≤25% %D | | |
| Continuing Calibration Standard (CCV) | | ≤25% %D | | |
| Recalculation checks (5%) | | | | |

**Additional Comments:**

| | | | |
|---|---|---|---|
| The data package includes | 10 Field samples | 0 Field blanks and | 0 Media blanks |

**Matrix Spikes**

| Sample ID | Compound | MS %R | MSD %R | %R Limits | RPD | RPD Limits | Action |
|---|---|---|---|---|---|---|---|
| S-139-20FSP20-01 | Cl4-BZ#51 | 88 | **162** | 40-140 | 16 | 30 | J+ detects |
| S-139-20FSP20-01 | Cl3-BZ#21/#20 | 52 | **171** | 40-140 | **41** | 30 | J detects |
| S-139-20FSP20-01 | Cl4-BZ#48 | 62 | **144** | 40-140 | 25 | 30 | J+ detects |
| S-139-20FSP20-01 | Cl4-BZ#41 | 63 | 93 | 40-140 | **32** | 30 | J detects |
| S-139-20FSP20-01 | Cl5-BZ#117 | 113 | **143** | 40-140 | 11 | 30 | J+ detects |
| S-139-20FSP20-01 | Cl4-BZ#81 | **240** | **246** | 40-140 | 6 | 30 | None, result ND and bias is high |
| S-139-20FSP20-01 | Cl5-BZ#82 | **36** | 77 | 40-140 | 20 | 30 | J- detects |
| S-139-20FSP20-01 | Cl6-BZ#168 | **0** | **0** | 40-140 | NC | 30 | Reject (R) ND result |
| S-139-20FSP20-01 | Cl8-BZ#203 | **23** | 57 | 40-140 | 28 | 30 | J- detects |

**Total Organic Carbon-Data Validation Checklist**

| **Matrix:** | Sediment | **Analysis:** | TOC |
|---|---|---|---|
| **Reviewed by:** | Kristin Rutherford | **Date:** | 12/02/2020 |

| QC Parameter | Present Y/N | Acceptance Criteria | Data Usable? | Comments |
|---|---|---|---|---|
| **TIER I Stage 1** | | | | |
| Data Package Complete | Y | Completeness checklist elements included | Y | Note: TOC samples were analyzed in duplicate (Rep1 and Rep2). Results from both were reported as well as the average. The average result was reported (reportable_result YES) in the DVA. |
| Sample Receipt Conditions; Holding Time | Y | 28 days from date of sampling to analysis | Y | Cooler temp 4.2$^0$C, samples analyzed within 28d |
| **TIER I Stage 2A (plus Tier I Stage 1)** | | | | |
| Method Blank | Y | Target Analytes<Reporting limit (QAPP) | Y | MB: WG1419325-1 ND |
| Laboratory Control Sample/Laboratory Control Sample Duplicate | Y | 75-125% Recovery (lab limits) | Y | WG1419325-2 within criteria |
| **TIER 1+ (plus Tier 1 Stage 2A)[3][4]** | | | | |
| Field/Equipment Blank (EB) | NA | Not required (QAPP) | NA | EB not submitted with the samples in this data set. |
| Field Duplicate (FD) | NA | Relative Percent Difference, ≤25% (based on MS/MSD RPD lab limits) | NA | FDs not submitted with the samples in this data set. |
| Matrix Spike/Matrix Spike Duplicate (MS/MSD) | Yes | 75-125% Recovery (for compounds spiked at a concentration >5x background); RPD ≤25% (lab limits) | Yes | **MS/MSD performed on sample S-139-20FSP20-01 (L2040428-02). %R below criteria in the MS and/or MSD for Rep1 and Rep2; RPD within limits. Based on professional judgment and NFG Inorganic DV guidelines, results for TOC in all sediment samples were qualified (J-) as estimated. See table below.** |
| Laboratory Duplicates | Yes | RPD ≤25% (lab limits) | Yes | Lab Dup performed on sample S-139-20FSP20-01 (L2040428-02). RPD within criteria for Rep1, Rep2, and Average TOC. |

[3] Shaded validation tiers are not applicable for this project.
[4] The DO#10 QAPP specifies validation of EB, FD, TB, MS/MSD, and IB results be validated as part of Tier I Stage 2A validation.

**Additional Comments:**

| | | | |
|---|---|---|---|
| The data package includes | 10 Field samples | 0 Field blanks and | 0 Media blanks |

**Matrix Spikes**

| Sample ID | Compound | MS %R | MSD %R | %R Limits | RPD | RPD Limits | Action |
|---|---|---|---|---|---|---|---|
| S-139-20FSP20-01 | TOC (Rep1) | **54** | **53** | 75-125 | 1 | 25 | J- positive results in all sediment samples |
| S-139-20FSP20-01 | TOC (Rep2) | 93 | **70** | 75-125 | 4 | 25 | J- positive results in all sediment samples |

## Data Completeness

### QAPP Worksheet #34: Laboratory Data Completeness

| Y/N | Completeness Criteria |
|---|---|
| Y | Title sheet identifying laboratory name, location, contact information |
| Y | Authorization statement and dated signature |
| Y | Analytical case narrative (i.e., data quality report) |
| Y | Sample identification table |
| Y | Method summary |
| Y | Sample results including date and time of analysis, (metric units, dry weight basis for sediment) |
| Y | QC results and acceptance criteria |
| Y | Signed COC forms |

AECOM
250 Apollo Drive
Chelmsford, MA 01824

978.905.2100 tel
978.905.2101 fax

# Memorandum

| | |
|---|---|
| To | William Humphries |
| CC | Maura Surprenant |
| Subject | New Bedford Harbor Superfund Site Data Validation, New Bedford, MA |
| Lab SDG Number/Lab | L2040666 |
| Laboratory | Alpha Analytical, Mansfield, MA |
| From | Kristin Rutherford /AECOM<br>Reviewer: Charlene Livingston Flint/AECOM |
| Date | 12/02/2020 |

Enclosed is the final validation report for the sample delivery group (SDG) listed below.

| SDG # | Fraction | Date Sampled |
|---|---|---|
| L2040666 | Sediment PCB Congeners by GC/MS SIM<br>Total Organic Carbon (TOC) | 09/24/2020 |

The data validation was performed at Tier I Stage 2A level using the following guidelines, as applicable to each method:

- EPA New England Environmental Data Review Supplement for Regional Data Review Elements and Superfund Specific Guidance/Procedures, April 2013
- EPA Contract Laboratory Program National Functional Guidelines for Organic Superfund Methods Data Review, January 2017
- EPA Contract Laboratory Program National Functional Guidelines for Inorganic Superfund Methods Data Review, January 2017

**Data Validation Report**

| | |
|---|---|
| **Project Name** | New Bedford Harbor |
| **Task Order Number** | W912WJ17F0021 |
| **Collection Date** | 09/24/2020 |
| **Matrix** | Sediment |
| **Parameter(s)** | PCB Congeners by GC/MS SIM/8270D-SIM/680<br>TOC by EPA Method 9060A |
| **Validation Level** | USEPA Region I Tier I Stage 2A Data Validation |

| | |
|---|---|
| **Laboratory** | Alpha Analytical, Mansfield, Massachusetts |
| **Validator** | Kristin Rutherford |
| **Report Date** | 12/02/2020 |
| **Sample Delivery Group (SDG)** | L2040666 |

| **Sample Identification** | | |
|---|---|---|
| **Sample ID** | **Lab ID** | **Matrix/Sample Type** |
| S-335-20FSP20-01 | L2040666-01 | Sediment |
| S-338-20FSP20-01 | L2040666-02 | Sediment |
| S-339-20FSP20-01 | L2040666-03 | Sediment |
| S-341-20FSP20-01 | L2040666-04 | Sediment |
| S-345-20FSP20-01 | L2040666-05 | Sediment |
| S-346-20FSP20-01 | L2040666-06 | Sediment |
| S-349-20FSP20-01 | L2040666-07 | Sediment |
| S-352-20FSP20-01 | L2040666-08 | Sediment |

## Introduction

- This data review covers the SDG and parameters listed above. The data validation was performed using EPA New England Environmental Data Review Supplement for Regional Data Review Elements and Superfund Specific Guidance/Procedures (April 2013), EPA Contract Laboratory Program National Functional Guidelines for Organic Superfund Methods Data Review, January 2017, EPA Contract Laboratory Program National Functional Guidelines for Inorganic Superfund Methods Data Review, January 2017, and criteria listed in the task order QAPP. The data qualification summary details any data validation qualifiers that were assigned during the validation process.

**The following data validation qualifiers are defined for the purpose of this report:**

| | |
|---|---|
| U | Indicates the compound or analyte was analyzed for but not detected at or above the state limit |
| J | Indicates an estimated value |
| J+ | Indicates an estimated value that may be biased high |
| J- | Indicates an estimated value that may be biased low |
| UJ | Indicates the compound or analyte was analyzed for but not detected. The sample detection limit is an estimated value |
| R | Quality control data indicates the data are not usable |
| EB | An analyte that was identified in an aqueous equipment blank (EB) that was used to assess field contamination associated with soil/sediment samples. |

## Data Qualification Summary

If applicable, the results for co-eluting compounds are reported as separate compounds in the electronic data deliverable (EDD) and therefore, do not match the data presentation in the data package. The co-eluting results were qualified with a “C” laboratory qualifier in the EDD to indicate that they may be biased high as a result of the presence of a co-eluting compound. The results that

were qualified “C” by the laboratory were qualified as estimated in the database as potentially biased high (J+) during data validation. This does not affect the calculation of the Total PCB result.

No results would be qualified based on this review.

**Data Validation Checklist**

| **Matrix:** | Sediment | **Analysis:** | PCB - Congeners |
|---|---|---|---|
| **Reviewed by:** | Kristin Rutherford | **Date:** | 12/02/2020 |

| QC Parameter | Present Y/N | Acceptance Criteria | Data Usable? | Comments |
|---|---|---|---|---|
| **TIER I Stage 1** | | | | |
| Data Package Complete | Y | Completeness checklist elements included | Y | |
| Sample Receipt Conditions; Holding Time | Y | Ice, 4°C ± 2°C 14 days (1 year if cold or frozen per QAPP) to extraction; 40 days to analysis | Y | Cooler temp 2.3$^0$C. Extraction and analysis holding time criteria met. |
| **TIER I Stage 2A (plus Tier I Stage 1)** | | | | |
| Method Blank | Y | <Reporting limit<br>Soil/Sediment: Lab RL 0.200 ug/kg. Project Quantitation Limit (PQL) 1.0 ug/kg.<br>Aqueous: Lab RL 0.500ng/L PQL 1.25 ng/L | Y | MB WG1416517-1 ND |
| Laboratory Control Sample/Laboratory Control Sample Duplicate | Y | 40-140% Recovery; RPD ≤30% (QAPP) | Y | WG1416517-2/3: QC criteria met |
| Surrogate Recovery | Y | 50–125% Recovery (QAPP) | Y | Surrogate recovery QC criteria met. |
| Standard Reference Material SRM NIST 1944 | Y | 40-140% Recovery (QAPP) | Y | WG1416517-4: recovery criteria met |
| Internal Standards | Y | Per sample, -50% to +100% of area counts of initial calibration Level 3 standard | Y | QC criteria met |

| QC Parameter | Present Y/N | Acceptance Criteria | Data Usable? | Comments |
|---|---|---|---|---|
| **TIER 1+ (plus Tier 1 Stage 2A)[1 2]** | | | | |
| Field/Equipment Blank (EB) | NA | <Reporting limit (PQL 1.25 ng/L) | NA | EBs not submitted with this data set. |
| Field Duplicate (FD) | Y | Relative Percent Difference ≤50% for soil/sed, ≤30% for aqueous, ≤50% soil/sed (QAPP) | Y | FDs not submitted with the samples in this data set. |
| Percent Solids | | Percent solids is <50% | | |
| Sulfur Cleanup | | Sulfur clean-up performed; sulfur co-elution does not interfere with peak integration. | | |
| Matrix Spike/Matrix Spike Duplicate (MS/MSD) | NA | 40-140% Recovery (for compounds spiked at a concentration >5x background); RPD ≤30% (QAPP) | NA | MS/MSD not performed on site sample in this data set. |
| **TIER II (plus Tier 1 Stage 2A)** | | | | |
| Initial Calibration Standard (ICAL) | | Coefficient of Determination >0.995 based on linear curve fit | | |
| Independent Calibration Check (ICC) | | ≤25% %D | | |
| Continuing Calibration Standard (CCV) | | ≤25% %D | | |
| Recalculation checks (5%) | | | | |

**Additional Comments:**

| | | | |
|---|---|---|---|
| The data package includes | 8 Field samples | 0 Field blanks and | 0 Media blanks |

[1] Shaded validation tiers are not applicable for this project.
[2] The DO#10 QAPP specifies validation of EB, FD, TB, MS/MSD, and IB results be validated as part of Tier I Stage 2A validation.

**Total Organic Carbon-Data Validation Checklist**

| **Matrix:** | Sediment | **Analysis:** | TOC |
|---|---|---|---|
| **Reviewed by:** | Kristin Rutherford | **Date:** | 12/02/2020 |

| QC Parameter | Present Y/N | Acceptance Criteria | Data Usable? | Comments |
|---|---|---|---|---|
| **TIER I Stage 1** | | | | |
| Data Package Complete | Y | Completeness checklist elements included | Y | Note: TOC samples were analyzed in duplicate (Rep1 and Rep2). Results from both were reported as well as the average. The average result was reported (reportable_result YES) in the DVA. |
| Sample Receipt Conditions; Holding Time | Y | 28 days from date of sampling to analysis | Y | Cooler temp 2.3$^0$C, samples analyzed within 28d |
| **TIER I Stage 2A (plus Tier I Stage 1)** | | | | |
| Method Blank | Y | Target Analytes<Reporting limit (QAPP) | Y | MB: WG1421091-1 ND |
| Laboratory Control Sample/Laboratory Control Sample Duplicate | Y | 75-125% Recovery (lab limits) | Y | WG1421091-2 within criteria |
| **TIER 1+ (plus Tier 1 Stage 2A)[3][4]** | | | | |
| Field/Equipment Blank (EB) | NA | Not required (QAPP) | NA | EB not submitted with the samples in this data set. |
| Field Duplicate (FD) | NA | Relative Percent Difference, ≤25% (based on MS/MSD RPD lab limits) | NA | FDs not submitted with the samples in this data set. |
| Matrix Spike/Matrix Spike Duplicate (MS/MSD) | Yes | 75-125% Recovery (for compounds spiked at a concentration >5x background); RPD ≤25% (lab limits) | Yes | MS/MSD performed on sample S-335-20FSP20-01 (L2040666-01). %R and RPD criteria met in the MS and/or MSD for Rep1 and Rep2. |
| Laboratory Duplicates | Yes | RPD ≤25% (lab limits) | Yes | Lab Dup performed on sample S-335-20FSP20-01 (L2040666-01). RPD within criteria for Rep1, Rep2, and Average TOC. |

**Additional Comments:**

| | | | |
|---|---|---|---|
| The data package includes | 8 Field samples | 0 Field blanks and | 0 Media blanks |

[3] Shaded validation tiers are not applicable for this project.
[4] The DO#10 QAPP specifies validation of EB, FD, TB, MS/MSD, and IB results be validated as part of Tier I Stage 2A validation.

## Data Completeness

### QAPP Worksheet #34: Laboratory Data Completeness

| Y/N | Completeness Criteria |
|---|---|
| Y | Title sheet identifying laboratory name, location, contact information |
| Y | Authorization statement and dated signature |
| Y | Analytical case narrative (i.e., data quality report) |
| Y | Sample identification table |
| Y | Method summary |
| Y | Sample results including date and time of analysis, (metric units, dry weight basis for sediment) |
| Y | QC results and acceptance criteria |
| Y | Signed COC forms |

AECOM
250 Apollo Drive
Chelmsford, MA 01824

978.905.2100 tel
978.905.2101 fax

# Memorandum

| | |
|---|---|
| To | William Humphries |
| CC | Maura Surprenant |
| Subject | New Bedford Harbor Superfund Site Data Validation, New Bedford, MA |
| Lab SDG Number/Lab | L2040925 |
| Laboratory | Alpha Analytical, Mansfield, MA |
| From | Kristin Rutherford /AECOM<br>Reviewer: Charlene Livingston Flint/AECOM |
| Date | 12/14/2020 |

Enclosed is the final validation report for the sample delivery group (SDG) listed below.

| SDG # | Fraction | Date Sampled |
|---|---|---|
| L2040925 | Sediment PCB Congeners by GC/MS SIM<br>Total Organic Carbon (TOC) | 09/25/2020 |

The data validation was performed at Tier I Stage 2A level using the following guidelines, as applicable to each method:

- EPA New England Environmental Data Review Supplement for Regional Data Review Elements and Superfund Specific Guidance/Procedures, April 2013
- EPA Contract Laboratory Program National Functional Guidelines for Organic Superfund Methods Data Review, January 2017
- EPA Contract Laboratory Program National Functional Guidelines for Inorganic Superfund Methods Data Review, January 2017

**Data Validation Report**

| | |
|---|---|
| **Project Name** | New Bedford Harbor |
| **Task Order Number** | W912WJ17F0021 |
| **Collection Date** | 09/25/2020 |
| **Matrix** | Sediment |
| **Parameter(s)** | PCB Congeners by GC/MS SIM/8270D-SIM/680<br>TOC by EPA Method 9060A |
| **Validation Level** | USEPA Region I Tier I Stage 2A Data Validation |

| | |
|---|---|
| **Laboratory** | Alpha Analytical, Mansfield, Massachusetts |
| **Validator** | Kristin Rutherford |
| **Report Date** | 12/14/2020 |
| **Sample Delivery Group (SDG)** | L2040925 |

| **Sample Identification** | | |
|---|---|---|
| **Sample ID** | **Lab ID** | **Matrix/Sample Type** |
| S-323-20FSP20-01 | L2040925-01 | Sediment |
| S-324-20FSP20-01 | L2040925-02 | Sediment |
| S-325-20FSP20-01 | L2040925-03 | Sediment |
| S-325-20FSP20-01-REP | L2040925-04 | Field duplicate of S-325-20FSP20-01 |
| S-331-20FSP20-01 | L2040925-05 | Sediment |
| S-332-20FSP20-01 | L2040925-06 | Sediment |
| S-333-20FSP20-01 | L2040925-07 | Sediment |
| S-334-20FSP20-01 | L2040925-08 | Sediment |
| S-340-20FSP20-01 | L2040925-09 | Sediment |

## Introduction

- This data review covers the SDG and parameters listed above. The data validation was performed using EPA New England Environmental Data Review Supplement for Regional Data Review Elements and Superfund Specific Guidance/Procedures (April 2013), EPA Contract Laboratory Program National Functional Guidelines for Organic Superfund Methods Data Review, January 2017, EPA Contract Laboratory Program National Functional Guidelines for Inorganic Superfund Methods Data Review, January 2017, and criteria listed in the task order QAPP. The data qualification summary details any data validation qualifiers that were assigned during the validation process.

**The following data validation qualifiers are defined for the purpose of this report:**

| | |
|---|---|
| U | Indicates the compound or analyte was analyzed for but not detected at or above the state limit |
| J | Indicates an estimated value |
| J+ | Indicates an estimated value that may be biased high |
| J- | Indicates an estimated value that may be biased low |
| UJ | Indicates the compound or analyte was analyzed for but not detected. The sample detection limit is an estimated value |
| R | Quality control data indicates the data are not usable |
| EB | An analyte that was identified in an aqueous equipment blank (EB) that was used to assess field contamination associated with soil/sediment samples. |

## Data Qualification Summary

If applicable, the results for co-eluting compounds are reported as separate compounds in the electronic data deliverable (EDD) and therefore, do not match the data presentation in the data package. The co-eluting results were qualified with a “C” laboratory qualifier in the EDD to indicate

that they may be biased high as a result of the presence of a co-eluting compound. The results that were qualified “C” by the laboratory were qualified as estimated in the database as potentially biased high (J+) during data validation. This does not affect the calculation of the Total PCB result.

Selected data points were estimated due to nonconformances of certain QC criteria. Qualified sample results are presented below.

| Sample ID(s) | Lab ID | Analyte(s) | Flag | Reason |
|---|---|---|---|---|
| S-325-20FSP20-01 | L2040925-03 | CL4-BZ#55 | J | Field duplicate precision |
| S-325-20FSP20-01 | L2040925-03 | CL5-BZ#120 | J | Field duplicate precision |
| S-325-20FSP20-01 | L2040925-03 | CL6-BZ#134 | J | Field duplicate precision |
| S-325-20FSP20-01 | L2040925-03 | CL8-BZ#195 | UJ | Field duplicate precision |
| S-325-20FSP20-01 | L2040925-03 | CL8-BZ#196 | UJ | Field duplicate precision |
| S-325-20FSP20-01 | L2040925-03 | CL8-BZ#201 | J | Field duplicate precision |
| S-325-20FSP20-01 | L2040925-03 | CL9-BZ#206 | UJ | Field duplicate precision |
| S-325-20FSP20-01-REP | L2040925-04 | CL4-BZ#55 | UJ | Field duplicate precision |
| S-325-20FSP20-01-REP | L2040925-04 | CL5-BZ#120 | J | Field duplicate precision |
| S-325-20FSP20-01-REP | L2040925-04 | CL6-BZ#134 | J | Field duplicate precision |
| S-325-20FSP20-01-REP | L2040925-04 | CL8-BZ#196 | J | Field duplicate precision |
| S-325-20FSP20-01-REP | L2040925-04 | CL8-BZ#201 | UJ | Field duplicate precision |
| S-325-20FSP20-01-REP | L2040925-04 | CL9-BZ#206 | J | Field duplicate precision |
| S-325-20FSP20-01-REP | L2040925-04 | CL8-BZ#195 | J | Field duplicate precision, SRM recovery |
| S-323-20FSP20-01 | L2040925-01 | CL6-BZ#128 | J+ | SRM recovery (bias high) |
| S-323-20FSP20-01 | L2040925-01 | CL6-BZ#156 | J+ | SRM recovery (bias high) |
| S-324-20FSP20-01 | L2040925-02 | CL6-BZ#128 | J+ | SRM recovery (bias high) |
| S-324-20FSP20-01 | L2040925-02 | CL6-BZ#156 | J+ | SRM recovery (bias high) |
| S-324-20FSP20-01 | L2040925-02 | CL8-BZ#195 | J+ | SRM recovery (bias high) |
| S-325-20FSP20-01 | L2040925-03 | CL6-BZ#128 | J+ | SRM recovery (bias high) |
| S-325-20FSP20-01 | L2040925-03 | CL6-BZ#156 | J+ | SRM recovery (bias high) |
| S-325-20FSP20-01-REP | L2040925-04 | CL6-BZ#128 | J+ | SRM recovery (bias high) |
| S-325-20FSP20-01-REP | L2040925-04 | CL6-BZ#156 | J+ | SRM recovery (bias high) |
| S-331-20FSP20-01 | L2040925-05 | CL6-BZ#128 | J+ | SRM recovery (bias high) |
| S-331-20FSP20-01 | L2040925-05 | CL6-BZ#156 | J+ | SRM recovery (bias high) |
| S-332-20FSP20-01 | L2040925-06 | CL6-BZ#128 | J+ | SRM recovery (bias high) |
| S-332-20FSP20-01 | L2040925-06 | CL6-BZ#156 | J+ | SRM recovery (bias high) |
| S-333-20FSP20-01 | L2040925-07 | CL6-BZ#128 | J+ | SRM recovery (bias high) |
| S-333-20FSP20-01 | L2040925-07 | CL6-BZ#156 | J+ | SRM recovery (bias high) |
| S-334-20FSP20-01 | L2040925-08 | CL6-BZ#128 | J+ | SRM recovery (bias high) |
| S-334-20FSP20-01 | L2040925-08 | CL6-BZ#156 | J+ | SRM recovery (bias high) |
| S-340-20FSP20-01 | L2040925-09 | CL6-BZ#128 | J+ | SRM recovery (bias high) |
| S-340-20FSP20-01 | L2040925-09 | CL6-BZ#156 | J+ | SRM recovery (bias high) |
| S-323-20FSP20-01 | L2040925-01 | CL5-BZ#118 | J | LCS/LCSD precision |
| S-323-20FSP20-01 | L2040925-01 | CL4-BZ#59 | J | LCS/LCSD precision |
| S-323-20FSP20-01 | L2040925-01 | CL5-BZ#97 | J | LCS/LCSD precision |
| S-324-20FSP20-01 | L2040925-02 | CL5-BZ#118 | J | LCS/LCSD precision |
| S-324-20FSP20-01 | L2040925-02 | CL5-BZ#115 | J | LCS/LCSD precision |
| S-324-20FSP20-01 | L2040925-02 | CL4-BZ#59 | J | LCS/LCSD precision |
| S-324-20FSP20-01 | L2040925-02 | CL5-BZ#97 | J | LCS/LCSD precision |
| S-325-20FSP20-01 | L2040925-03 | CL4-BZ#59 | J | LCS/LCSD precision |
| S-325-20FSP20-01 | L2040925-03 | CL5-BZ#118 | J | LCS/LCSD precision |
| S-325-20FSP20-01 | L2040925-03 | CL5-BZ#97 | J | LCS/LCSD precision |

| Sample ID(s) | Lab ID | Analyte(s) | Flag | Reason |
|---|---|---|---|---|
| S-325-20FSP20-01-REP | L2040925-04 | CL4-BZ#59 | J | LCS/LCSD precision |
| S-325-20FSP20-01-REP | L2040925-04 | CL5-BZ#118 | J | LCS/LCSD precision |
| S-325-20FSP20-01-REP | L2040925-04 | CL5-BZ#97 | J | LCS/LCSD precision |
| S-331-20FSP20-01 | L2040925-05 | CL5-BZ#118 | J | LCS/LCSD precision |
| S-331-20FSP20-01 | L2040925-05 | CL4-BZ#59 | J | LCS/LCSD precision |
| S-331-20FSP20-01 | L2040925-05 | CL5-BZ#97 | J | LCS/LCSD precision |
| S-332-20FSP20-01 | L2040925-06 | CL5-BZ#118 | J | LCS/LCSD precision |
| S-332-20FSP20-01 | L2040925-06 | CL4-BZ#59 | J | LCS/LCSD precision |
| S-332-20FSP20-01 | L2040925-06 | CL5-BZ#97 | J | LCS/LCSD precision |
| S-333-20FSP20-01 | L2040925-07 | CL5-BZ#118 | J | LCS/LCSD precision |
| S-333-20FSP20-01 | L2040925-07 | CL4-BZ#59 | J | LCS/LCSD precision |
| S-333-20FSP20-01 | L2040925-07 | CL5-BZ#97 | J | LCS/LCSD precision |
| S-334-20FSP20-01 | L2040925-08 | CL5-BZ#118 | J | LCS/LCSD precision |
| S-334-20FSP20-01 | L2040925-08 | CL4-BZ#59 | J | LCS/LCSD precision |
| S-334-20FSP20-01 | L2040925-08 | CL5-BZ#97 | J | LCS/LCSD precision |
| S-340-20FSP20-01 | L2040925-09 | CL5-BZ#118 | J | LCS/LCSD precision |
| S-340-20FSP20-01 | L2040925-09 | CL4-BZ#59 | J | LCS/LCSD precision |
| S-340-20FSP20-01 | L2040925-09 | CL5-BZ#97 | J | LCS/LCSD precision |

**Data Validation Checklist**

| **Matrix:** | Sediment | **Analysis:** | PCB - Congeners |
|---|---|---|---|
| **Reviewed by:** | Kristin Rutherford | **Date:** | 12/14/2020 |

| QC Parameter | Present Y/N | Acceptance Criteria | Data Usable? | Comments |
|---|---|---|---|---|
| **TIER I Stage 1** | | | | |
| Data Package Complete | Y | Completeness checklist elements included | Y | |
| Sample Receipt Conditions; Holding Time | Y | Ice, 4°C ± 2°C 14 days (1 year if cold or frozen per QAPP) to extraction; 40 days to analysis | Y | Cooler temp 2.2$^{0}$C. Extraction and analysis holding time criteria met. |
| **TIER I Stage 2A (plus Tier I Stage 1)** | | | | |
| Method Blank | Y | <Reporting limit<br>Soil/Sediment: Lab RL 0.200 ug/kg. Project Quantitation Limit (PQL) 1.0 ug/kg.<br>Aqueous: Lab RL 0.500ng/L PQL 1.25 ng/L | Y | MB WG1417448-1 ND |

| QC Parameter | Present Y/N | Acceptance Criteria | Data Usable? | Comments |
|---|---|---|---|---|
| Laboratory Control Sample/Laboratory Control Sample Duplicate | Y | 40-140% Recovery; RPD ≤30% (QAPP) | Y | **WG1417448-2/3: QC criteria met except for LCS/LCSD RPD for Cl4-BZ#59 (35%), Cl5-BZ#97 (35%), Cl5-BZ#115 (33%), Cl6-BZ#142 (32%), Cl5-BZ#118 (33%). Positive results in all associated samples were qualified (J); no quals for ND results. See table below.** |
| Surrogate Recovery | Y | 50–125% Recovery (QAPP) | Y | QC criteria met |
| Standard Reference Material SRM NIST 1944 | Y | 40-140% Recovery (QAPP) | Y | **WG1417448-4: recoveries above criteria for Cl6-BZ#128 (159%), Cl6-BZ#156 (144%), Cl8-BZ#195 (145%). Positive results in all associated soil samples qualified (J+) as estimated. No quals for assoc ND results since bias is high.** |
| Internal Standards | Y | Per sample, -50% to +100% of area counts of initial calibration Level 3 standard | Y | QC criteria met |
| **TIER 1+ (plus Tier 1 Stage 2A)[1][2]** | | | | |
| Field/Equipment Blank (EB) | NA | <Reporting limit (PQL 1.25 ng/L) | NA | EBs not submitted with this data set. |
| Field Duplicate (FD) | Y | Relative Percent Difference ≤50% for soil/sed, ≤30% for aqueous, ≤50% soil/sed (QAPP) | Y | **S-325-20FSP20-01 / S-325-20FSP20-01-REP. RPD criteria not met for several PCBs – see table below. Results qualified (J/UJ).** |
| Percent Solids | | Percent solids is <50% | | |
| Sulfur Cleanup | | Sulfur clean-up performed; sulfur co-elution does not interfere with peak integration. | | |
| Matrix Spike/Matrix Spike Duplicate (MS/MSD) | Y | 40-140% Recovery (for compounds spiked at a concentration >5x background); RPD ≤30% (QAPP) | Y | MS/MSD performed on sample S-325-20FSP20-01 (L2040925-03) %R and RPD criteria met. |
| **TIER II (plus Tier 1 Stage 2A)** | | | | |
| Initial Calibration Standard (ICAL) | | Coefficient of Determination >0.995 based on linear curve fit | | |
| Independent Calibration Check (ICC) | | ≤25% %D | | |

[1] Shaded validation tiers are not applicable for this project.
[2] The DO#10 QAPP specifies validation of EB, FD, TB, MS/MSD, and IB results be validated as part of Tier I Stage 2A validation.

| QC Parameter | Present Y/N | Acceptance Criteria | Data Usable? | Comments |
|---|---|---|---|---|
| Continuing Calibration Standard (CCV) | | ≤25% %D | | |
| Recalculation checks (5%) | | | | |

**Laboratory Control Sample**

| LCS ID | Duplicate ID | Compound | LCS %R | LCSD %R | %R Limits | RPD | RPD Limits |
|---|---|---|---|---|---|---|---|
| WG1417448-2 | WG1417448-3 | Cl4-BZ#59 | 103 | 72 | 40-140 | **35** | 30 |
| WG1417448-2 | WG1417448-3 | Cl5-BZ#97 | 98 | 69 | 40-140 | **35** | 30 |
| WG1417448-2 | WG1417448-3 | Cl5-BZ#115 | 107 | 77 | 40-140 | **33** | 30 |
| WG1417448-2 | WG1417448-3 | Cl6-BZ#142 | 72 | 52 | 40-140 | **32** | 30 |
| WG1417448-2 | WG1417448-3 | Cl5-BZ#118 | 85 | 61 | 40-140 | **33** | 30 |

**Field Duplicates**

| Sample ID | Duplicate ID | Compound | Sample Result (ug/kg) | Qual | Duplicate Result (ug/kg) | Qual | QL | RPD |
|---|---|---|---|---|---|---|---|---|
| S-325-20FSP20-01 | S-325-20FSP20-01-REP | CL4-BZ#55 | 0.608 | | ND | | 0.192 | NC |
| S-123-20FSP20-01 | S-123-20FSP20-01-REP | CL5-BZ#120 | 0.530 | | 0.290 | | 0.192 | 59% |
| S-123-20FSP20-01 | S-123-20FSP20-01-REP | CL6-BZ#134 | 1.19 | | 0.705 | | 0.192 | 51% |
| S-123-20FSP20-01 | S-123-20FSP20-01-REP | CL8-BZ#195 | ND | | 0.408 | | 0.192 | NC |
| S-123-20FSP20-01 | S-123-20FSP20-01-REP | CL8-BZ#196 | ND | | 0.478 | | 0.192 | NC |
| S-123-20FSP20-01 | S-123-20FSP20-01-REP | CL8-BZ#201 | 0.926 | | ND | | 0.192 | NC |
| S-123-20FSP20-01 | S-123-20FSP20-01-REP | CL9-BZ#206 | ND | | 0.606 | | 0.192 | NC |

NC – Not calculated since one result is ND

**Total Organic Carbon-Data Validation Checklist**

| **Matrix:** | Sediment | **Analysis:** | TOC |
|---|---|---|---|
| **Reviewed by:** | Kristin Rutherford | **Date:** | 12/14/2020 |

| QC Parameter | Present Y/N | Acceptance Criteria | Data Usable? | Comments |
|---|---|---|---|---|
| **TIER I Stage 1** | | | | |
| Data Package Complete | Y | Completeness checklist elements included | Y | Note: TOC samples were analyzed in duplicate (Rep1 and Rep2). Results from both were reported as well as the average. The average result was reported (reportable result YES) in the DVA. |
| Sample Receipt Conditions; Holding Time | Y | 28 days from date of sampling to analysis | Y | Cooler temp 2.2$^0$C, samples analyzed within 28d |
| **TIER I Stage 2A (plus Tier I Stage 1)** | | | | |
| Method Blank | Y | Target Analytes<Reporting limit (QAPP) | Y | MB: WG1421099-1 ND |
| Laboratory Control Sample/Laboratory Control Sample Duplicate | Y | 75-125% Recovery (lab limits) | Y | WG1421099-2 within criteria |
| **TIER 1+ (plus Tier 1 Stage 2A)[3][4]** | | | | |
| Field/Equipment Blank (EB) | NA | Not required (QAPP) | NA | EB not submitted with the samples in this data set. |
| Field Duplicate (FD) | Yes | Relative Percent Difference, ≤25% (based on MS/MSD RPD lab limits) | Yes | S-325-20FSP20-01 / S-325-20FSP20-01-REP RPD (1%) within criteria |
| Matrix Spike/Matrix Spike Duplicate (MS/MSD) | Yes | 75-125% Recovery (for compounds spiked at a concentration >5x background); RPD ≤25% (lab limits) | Yes | MS/MSD performed on sample S-325-20FSP20-01 (L2040925-03). %R and RPD within limits. |
| Laboratory Duplicates | Yes | RPD ≤25% (lab limits) | Yes | Lab Dup performed on sample S-325-20FSP20-01 (L2040925-03). RPD within criteria for Rep1, Rep2, and Average TOC. |

[3] Shaded validation tiers are not applicable for this project.
[4] The DO#10 QAPP specifies validation of EB, FD, TB, MS/MSD, and IB results be validated as part of Tier I Stage 2A validation.

**Additional Comments:**

| | | | |
|---|---|---|---|
| The data package includes | 9 Field samples | 0 Field blanks and | 0 Media blanks |

## Data Completeness

### QAPP Worksheet #34: Laboratory Data Completeness

| Y/N | Completeness Criteria |
|---|---|
| Y | Title sheet identifying laboratory name, location, contact information |
| Y | Authorization statement and dated signature |
| Y | Analytical case narrative (i.e., data quality report) |
| Y | Sample identification table |
| Y | Method summary |
| Y | Sample results including date and time of analysis, (metric units, dry weight basis for sediment) |
| Y | QC results and acceptance criteria |
| Y | Signed COC forms |

AECOM
250 Apollo Drive
Chelmsford, MA 01824

978.905.2100 tel
978.905.2101 fax

# Memorandum

| | |
|---|---|
| To | William Humphries |
| CC | Maura Surprenant |
| Subject | New Bedford Harbor Superfund Site Data Validation, New Bedford, MA |
| Lab SDG Number/Lab | L2041179 |
| Laboratory | Alpha Analytical, Mansfield, MA |
| From | Kristin Rutherford /AECOM<br>Reviewer: Charlene Livingston Flint/AECOM |
| Date | 12/15/2020 |

Enclosed is the final validation report for the sample delivery group (SDG) listed below.

| SDG # | Fraction | Date Sampled |
|---|---|---|
| L2041179 | Sediment PCB Congeners by GC/MS SIM<br>Total Organic Carbon (TOC) | 09/28/2020 |

The data validation was performed at Tier I Stage 2A level using the following guidelines, as applicable to each method:

- EPA New England Environmental Data Review Supplement for Regional Data Review Elements and Superfund Specific Guidance/Procedures, April 2013
- EPA Contract Laboratory Program National Functional Guidelines for Organic Superfund Methods Data Review, January 2017
- EPA Contract Laboratory Program National Functional Guidelines for Inorganic Superfund Methods Data Review, January 2017

**Data Validation Report**

| | |
|---|---|
| **Project Name** | New Bedford Harbor |
| **Task Order Number** | W912WJ17F0021 |
| **Collection Date** | 09/28/2020 |
| **Matrix** | Sediment |
| **Parameter(s)** | PCB Congeners by GC/MS SIM/8270D-SIM/680<br>TOC by EPA Method 9060A |
| **Validation Level** | USEPA Region I Tier I Stage 2A Data Validation |

| | |
|---|---|
| **Laboratory** | Alpha Analytical, Mansfield, Massachusetts |
| **Validator** | Kristin Rutherford |
| **Report Date** | 12/15/2020 |
| **Sample Delivery Group (SDG)** | L2041179 |

| **Sample Identification** | | |
|---|---|---|
| **Sample ID** | **Lab ID** | **Matrix/Sample Type** |
| S-247-20FSP20-01 | L2041179-01 | Sediment |
| S-250-20FSP20-01 | L2041179-02 | Sediment |
| S-304-20FSP20-01 | L2041179-03 | Sediment |
| S-306-20FSP20-01 | L2041179-04 | Sediment |
| S-309-20FSP20-01 | L2041179-05 | Sediment |
| S-310-20FSP20-01 | L2041179-06 | Sediment |
| S-310-20FSP20-01-REP | L2041179-07 | Field duplicate of S-310-20FSP20-01 |
| S-311-20FSP20-01 | L2041179-08 | Sediment |
| S-317-20FSP20-01 | L2041179-09 | Sediment |
| S-318-20FSP20-01 | L2041179-10 | Sediment |

## Introduction

- This data review covers the SDG and parameters listed above. The data validation was performed using EPA New England Environmental Data Review Supplement for Regional Data Review Elements and Superfund Specific Guidance/Procedures (April 2013), EPA Contract Laboratory Program National Functional Guidelines for Organic Superfund Methods Data Review, January 2017, EPA Contract Laboratory Program National Functional Guidelines for Inorganic Superfund Methods Data Review, January 2017, and criteria listed in the task order QAPP. The data qualification summary details any data validation qualifiers that were assigned during the validation process.

**The following data validation qualifiers are defined for the purpose of this report:**

| | |
|---|---|
| U | Indicates the compound or analyte was analyzed for but not detected at or above the state limit |
| J | Indicates an estimated value |
| J+ | Indicates an estimated value that may be biased high |
| J- | Indicates an estimated value that may be biased low |
| UJ | Indicates the compound or analyte was analyzed for but not detected. The sample detection limit is an estimated value |
| R | Quality control data indicates the data are not usable |
| EB | An analyte that was identified in an aqueous equipment blank (EB) that was used to assess field contamination associated with soil/sediment samples. |

## Data Qualification Summary

If applicable, the results for co-eluting compounds are reported as separate compounds in the electronic data deliverable (EDD) and therefore, do not match the data presentation in the data

package. The co-eluting results were qualified with a “C” laboratory qualifier in the EDD to indicate that they may be biased high as a result of the presence of a co-eluting compound. The results that were qualified “C” by the laboratory were qualified as estimated in the database as potentially biased high (J+) during data validation. This does not affect the calculation of the Total PCB result.

Selected data points were estimated due to nonconformances of certain QC criteria. Qualified sample results are presented below.

| Sample ID(s) | Lab ID | Analyte(s) | Flag | Reason |
|---|---|---|---|---|
| S-247-20FSP20-01 | L2041179-01 | CL8-BZ#195 | J+ | SRM recovery (bias high) |
| S-247-20FSP20-01 | L2041179-01 | CL6-BZ#156 | J+ | SRM recovery (bias high) |
| S-247-20FSP20-01 | L2041179-01 | CL6-BZ#128 | J+ | SRM recovery (bias high) |
| S-250-20FSP20-01 | L2041179-02 | CL6-BZ#156 | J+ | SRM recovery (bias high) |
| S-250-20FSP20-01 | L2041179-02 | CL6-BZ#128 | J+ | SRM recovery (bias high) |
| S-304-20FSP20-01 | L2041179-03 | CL6-BZ#156 | J+ | SRM recovery (bias high) |
| S-304-20FSP20-01 | L2041179-03 | CL6-BZ#128 | J+ | SRM recovery (bias high) |
| S-309-20FSP20-01 | L2041179-05 | CL8-BZ#195 | J+ | SRM recovery (bias high) |
| S-309-20FSP20-01 | L2041179-05 | CL6-BZ#156 | J+ | SRM recovery (bias high) |
| S-309-20FSP20-01 | L2041179-05 | CL6-BZ#128 | J+ | SRM recovery (bias high) |
| S-310-20FSP20-01 | L2041179-06 | CL6-BZ#128 | J+ | SRM recovery (bias high) |
| S-310-20FSP20-01 | L2041179-06 | CL6-BZ#156 | J+ | SRM recovery (bias high) |
| S-310-20FSP20-01 | L2041179-06 | CL8-BZ#195 | J+ | SRM recovery (bias high) |
| S-310-20FSP20-01-REP | L2041179-07 | CL6-BZ#128 | J+ | SRM recovery (bias high) |
| S-310-20FSP20-01-REP | L2041179-07 | CL6-BZ#156 | J+ | SRM recovery (bias high) |
| S-310-20FSP20-01-REP | L2041179-07 | CL8-BZ#195 | J+ | SRM recovery (bias high) |
| S-311-20FSP20-01 | L2041179-08 | CL6-BZ#156 | J+ | SRM recovery (bias high) |
| S-311-20FSP20-01 | L2041179-08 | CL6-BZ#128 | J+ | SRM recovery (bias high) |
| S-317-20FSP20-01 | L2041179-09 | CL8-BZ#195 | J+ | SRM recovery (bias high) |
| S-317-20FSP20-01 | L2041179-09 | CL6-BZ#156 | J+ | SRM recovery (bias high) |
| S-317-20FSP20-01 | L2041179-09 | CL6-BZ#128 | J+ | SRM recovery (bias high) |
| S-318-20FSP20-01 | L2041179-10 | CL6-BZ#156 | J+ | SRM recovery (bias high) |
| S-318-20FSP20-01 | L2041179-10 | CL6-BZ#128 | J+ | SRM recovery (bias high) |
| S-247-20FSP20-01 | L2041179-01 | CL5-BZ#115 | J | LCS/LCSD precision |
| S-247-20FSP20-01 | L2041179-01 | CL4-BZ#59 | J | LCS/LCSD precision |
| S-247-20FSP20-01 | L2041179-01 | CL5-BZ#97 | J | LCS/LCSD precision |
| S-247-20FSP20-01 | L2041179-01 | CL5-BZ#118 | J | LCS/LCSD precision |
| S-250-20FSP20-01 | L2041179-02 | CL5-BZ#115 | J | LCS/LCSD precision |
| S-250-20FSP20-01 | L2041179-02 | CL4-BZ#59 | J | LCS/LCSD precision |
| S-250-20FSP20-01 | L2041179-02 | CL5-BZ#97 | J | LCS/LCSD precision |
| S-250-20FSP20-01 | L2041179-02 | CL5-BZ#118 | J | LCS/LCSD precision |
| S-304-20FSP20-01 | L2041179-03 | CL5-BZ#115 | J | LCS/LCSD precision |
| S-304-20FSP20-01 | L2041179-03 | CL4-BZ#59 | J | LCS/LCSD precision |
| S-304-20FSP20-01 | L2041179-03 | CL5-BZ#97 | J | LCS/LCSD precision |
| S-304-20FSP20-01 | L2041179-03 | CL5-BZ#118 | J | LCS/LCSD precision |
| S-306-20FSP20-01 | L2041179-04 | CL5-BZ#97 | J | LCS/LCSD precision |
| S-306-20FSP20-01 | L2041179-04 | CL5-BZ#118 | J | LCS/LCSD precision |
| S-309-20FSP20-01 | L2041179-05 | CL5-BZ#115 | J | LCS/LCSD precision |
| S-309-20FSP20-01 | L2041179-05 | CL4-BZ#59 | J | LCS/LCSD precision |
| S-309-20FSP20-01 | L2041179-05 | CL5-BZ#97 | J | LCS/LCSD precision |
| S-309-20FSP20-01 | L2041179-05 | CL5-BZ#118 | J | LCS/LCSD precision |
| S-310-20FSP20-01 | L2041179-06 | CL4-BZ#59 | J | LCS/LCSD precision |
| S-310-20FSP20-01 | L2041179-06 | CL5-BZ#115 | J | LCS/LCSD precision |

| Sample ID(s) | Lab ID | Analyte(s) | Flag | Reason |
|---|---|---|---|---|
| S-310-20FSP20-01 | L2041179-06 | CL5-BZ#118 | J | LCS/LCSD precision |
| S-310-20FSP20-01 | L2041179-06 | CL5-BZ#97 | J | LCS/LCSD precision |
| S-310-20FSP20-01-REP | L2041179-07 | CL4-BZ#59 | J | LCS/LCSD precision |
| S-310-20FSP20-01-REP | L2041179-07 | CL5-BZ#115 | J | LCS/LCSD precision |
| S-310-20FSP20-01-REP | L2041179-07 | CL5-BZ#118 | J | LCS/LCSD precision |
| S-310-20FSP20-01-REP | L2041179-07 | CL5-BZ#97 | J | LCS/LCSD precision |
| S-311-20FSP20-01 | L2041179-08 | CL4-BZ#59 | J | LCS/LCSD precision |
| S-311-20FSP20-01 | L2041179-08 | CL5-BZ#97 | J | LCS/LCSD precision |
| S-311-20FSP20-01 | L2041179-08 | CL5-BZ#118 | J | LCS/LCSD precision |
| S-317-20FSP20-01 | L2041179-09 | CL5-BZ#115 | J | LCS/LCSD precision |
| S-317-20FSP20-01 | L2041179-09 | CL4-BZ#59 | J | LCS/LCSD precision |
| S-317-20FSP20-01 | L2041179-09 | CL5-BZ#97 | J | LCS/LCSD precision |
| S-317-20FSP20-01 | L2041179-09 | CL5-BZ#118 | J | LCS/LCSD precision |
| S-318-20FSP20-01 | L2041179-10 | CL5-BZ#97 | J | LCS/LCSD precision |
| S-318-20FSP20-01 | L2041179-10 | CL5-BZ#118 | J | LCS/LCSD precision |

**Data Validation Checklist**

| **Matrix:** | Sediment | **Analysis:** | PCB - Congeners |
|---|---|---|---|
| **Reviewed by:** | Kristin Rutherford | **Date:** | 12/15/2020 |

| QC Parameter | Present Y/N | Acceptance Criteria | Data Usable? | Comments |
|---|---|---|---|---|
| **TIER I Stage 1** | | | | |
| Data Package Complete | Y | Completeness checklist elements included | Y | |
| Sample Receipt Conditions; Holding Time | Y | Ice, 4°C ± 2°C 14 days (1 year if cold or frozen per QAPP) to extraction; 40 days to analysis | Y | Cooler temp 5.0$^{0}$C. Extraction and analysis holding time criteria met. |
| **TIER I Stage 2A (plus Tier I Stage 1)** | | | | |
| Method Blank | Y | <Reporting limit<br>Soil/Sediment: Lab RL 0.200 ug/kg. Project Quantitation Limit (PQL) 1.0 ug/kg.<br>Aqueous: Lab RL 0.500ng/L PQL 1.25 ng/L | Y | MB WG1417448-1 ND |
| Laboratory Control Sample/Laboratory Control Sample Duplicate | Y | 40-140% Recovery; RPD ≤30% (QAPP) | Y | **WG1417448-2/3: QC criteria met except for LCS/LCSD RPD for Cl4-BZ#59 (35%), Cl5-BZ#97 (35%), Cl5-BZ#115 (33%), Cl6-BZ#142 (32%), Cl5-BZ#118 (33%). Positive results in all samples were qualified (J); no quals for ND results. See table below.** |
| Surrogate Recovery | Y | 50–125% Recovery (QAPP) | Y | QC criteria met |

| QC Parameter | Present Y/N | Acceptance Criteria | Data Usable? | Comments |
|---|---|---|---|---|
| Standard Reference Material SRM NIST 1944 | Y | 40-140% Recovery (QAPP) | Y | **WG1417448-4: recoveries above criteria for Cl6-BZ#128 (159%), Cl6-BZ#156 (144%), Cl8-BZ#195 (145%). Positive results in all associated soil samples qualified (J+) as estimated. No quals for assoc ND results since bias is high.** |
| Internal Standards | Y | Per sample, -50% to +100% of area counts of initial calibration Level 3 standard | Y | QC criteria met |
| **TIER 1+ (plus Tier 1 Stage 2A)[1 2]** | | | | |
| Field/Equipment Blank (EB) | NA | <Reporting limit (PQL 1.25 ng/L) | NA | EBs not submitted with this data set. |
| Field Duplicate (FD) | Y | Relative Percent Difference ≤50% for soil/sed, ≤30% for aqueous, ≤50% soil/sed (QAPP) | Y | S-310-20FSP20-01/S-310-20FSP20-01-REP. Precision criteria met; no quals. |
| Percent Solids | | Percent solids is <50% | | |
| Sulfur Cleanup | | Sulfur clean-up performed; sulfur co-elution does not interfere with peak integration. | | |
| Matrix Spike/Matrix Spike Duplicate (MS/MSD) | Y | 40-140% Recovery (for compounds spiked at a concentration >5x background); RPD ≤30% (QAPP) | Y | MS/MSD performed on sample S-310-20FSP20-01 (L2041179-06) %R criteria met. MS/MSD RPD criteria not met for Cl6-BZ#168 (32%). No quals since parent sample result ND. |
| **TIER II (plus Tier 1 Stage 2A)** | | | | |
| Initial Calibration Standard (ICAL) | | Coefficient of Determination >0.995 based on linear curve fit | | |
| Independent Calibration Check (ICC) | | ≤25% %D | | |
| Continuing Calibration Standard (CCV) | | ≤25% %D | | |
| Recalculation checks (5%) | | | | |

[1] Shaded validation tiers are not applicable for this project.
[2] The DO#10 QAPP specifies validation of EB, FD, TB, MS/MSD, and IB results be validated as part of Tier I Stage 2A validation.

**Laboratory Control Sample**

| LCS ID | Duplicate ID | Compound | LCS %R | LCSD %R | %R Limits | RPD | RPD Limits |
|---|---|---|---|---|---|---|---|
| WG1417448-2 | WG1417448-3 | Cl4-BZ#59 | 103 | 72 | 40-140 | **35** | 30 |
| WG1417448-2 | WG1417448-3 | Cl5-BZ#97 | 98 | 69 | 40-140 | **35** | 30 |
| WG1417448-2 | WG1417448-3 | Cl5-BZ#115 | 107 | 77 | 40-140 | **33** | 30 |
| WG1417448-2 | WG1417448-3 | Cl6-BZ#142 | 72 | 52 | 40-140 | **32** | 30 |
| WG1417448-2 | WG1417448-3 | Cl5-BZ#118 | 85 | 61 | 40-140 | **33** | 30 |

**Total Organic Carbon-Data Validation Checklist**

| **Matrix:** | Sediment | **Analysis:** | TOC |
|---|---|---|---|
| **Reviewed by:** | Kristin Rutherford | **Date:** | 12/15/2020 |

| QC Parameter | Present Y/N | Acceptance Criteria | Data Usable? | Comments |
|---|---|---|---|---|
| **TIER I Stage 1** | | | | |
| Data Package Complete | Y | Completeness checklist elements included | Y | Note: TOC samples were analyzed in duplicate (Rep1 and Rep2). Results from both were reported as well as the average. The average result was reported (reportable result YES) in the DVA. |
| Sample Receipt Conditions; Holding Time | Y | 28 days from date of sampling to analysis | Y | Cooler temp 5.0$^0$C, samples analyzed within 28d |
| **TIER I Stage 2A (plus Tier I Stage 1)** | | | | |
| Method Blank | Y | Target Analytes<Reporting limit (QAPP) | Y | MB: WG1422048-1 ND |
| Laboratory Control Sample/Laboratory Control Sample Duplicate | Y | 75-125% Recovery (lab limits) | Y | WG1422048-2 within criteria |
| **TIER 1+ (plus Tier 1 Stage 2A)[3][4]** | | | | |
| Field/Equipment Blank (EB) | NA | Not required (QAPP) | NA | EB not submitted with the samples in this data set. |
| Field Duplicate (FD) | Yes | Relative Percent Difference, ≤25% (based on MS/MSD RPD lab limits) | Yes | S-310-20FSP20-01/S-310-20FSP20-01-REP. Precision criteria met; no quals. |
| Matrix Spike/Matrix Spike Duplicate (MS/MSD) | Yes | 75-125% Recovery (for compounds spiked at a concentration >5x background); RPD ≤25% (lab limits) | Yes | MS/MSD performed on sample S-310-20FSP20-01 (L2041179-06). %R and RPD within limits. |
| Laboratory Duplicates | Yes | RPD ≤25% (lab limits) | Yes | Lab Dup performed on sample S-310-20FSP20-01 (L2041179-06). RPD within criteria for Rep1, Rep2, and Average TOC. |

[3] Shaded validation tiers are not applicable for this project.
[4] The DO#10 QAPP specifies validation of EB, FD, TB, MS/MSD, and IB results be validated as part of Tier I Stage 2A validation.

**Additional Comments:**

| | | | |
|---|---|---|---|
| The data package includes | 10 Field samples | 0 Field blanks and | 0 Media blanks |

## Data Completeness

### QAPP Worksheet #34: Laboratory Data Completeness

| Y/N | Completeness Criteria |
|---|---|
| Y | Title sheet identifying laboratory name, location, contact information |
| Y | Authorization statement and dated signature |
| Y | Analytical case narrative (i.e., data quality report) |
| Y | Sample identification table |
| Y | Method summary |
| Y | Sample results including date and time of analysis, (metric units, dry weight basis for sediment) |
| Y | QC results and acceptance criteria |
| Y | Signed COC forms |

AECOM
250 Apollo Drive
Chelmsford, MA 01824

978.905.2100 tel
978.905.2101 fax

# Memorandum

| | |
|---|---|
| To | William Humphries |
| CC | Maura Surprenant |
| Subject | New Bedford Harbor Superfund Site Data Validation, New Bedford, MA |
| Lab SDG Number/Lab | L2041490 |
| Laboratory | Alpha Analytical, Mansfield, MA |
| From | Kristin Rutherford /AECOM<br>Reviewer: Charlene Livingston Flint/AECOM |
| Date | 12/15/2020 |

Enclosed is the final validation report for the sample delivery group (SDG) listed below.

| SDG # | Fraction | Date Sampled |
|---|---|---|
| L2041490 | Sediment PCB Congeners by GC/MS SIM<br>Total Organic Carbon (TOC) | 09/29/2020 |

The data validation was performed at Tier I Stage 2A level using the following guidelines, as applicable to each method:

- EPA New England Environmental Data Review Supplement for Regional Data Review Elements and Superfund Specific Guidance/Procedures, April 2013
- EPA Contract Laboratory Program National Functional Guidelines for Organic Superfund Methods Data Review, January 2017
- EPA Contract Laboratory Program National Functional Guidelines for Inorganic Superfund Methods Data Review, January 2017

**Data Validation Report**

| | |
|---|---|
| **Project Name** | New Bedford Harbor |
| **Task Order Number** | W912WJ17F0021 |
| **Collection Date** | 09/29/2020 |
| **Matrix** | Sediment |
| **Parameter(s)** | PCB Congeners by GC/MS SIM/8270D-SIM/680<br>TOC by EPA Method 9060A |
| **Validation Level** | USEPA Region I Tier I Stage 2A Data Validation |

| | |
|---|---|
| **Laboratory** | Alpha Analytical, Mansfield, Massachusetts |
| **Validator** | Kristin Rutherford |
| **Report Date** | 12/15/2020 |
| **Sample Delivery Group (SDG)** | L2041490 |

| **Sample Identification** | | |
|---|---|---|
| **Sample ID** | **Lab ID** | **Matrix/Sample Type** |
| S-204-20FSP20-01 | L2041490-01 | Sediment |
| S-207-20FSP20-01 | L2041490-02 | Sediment |
| S-208-20FSP20-01 | L2041490-03 | Sediment |
| S-211-20FSP20-01 | L2041490-04 | Sediment |
| S-212-20FSP20-01 | L2041490-05 | Sediment |
| S-216-20FSP20-01 | L2041490-06 | Sediment |
| S-217-20FSP20-01 | L2041490-07 | Sediment |
| S-240-20FSP20-01 | L2041490-08 | Sediment |
| S-241-20FSP20-01 | L2041490-09 | Sediment |
| S-242-20FSP20-01 | L2041490-10 | Sediment |
| S-245-20FSP20-01 | L2041490-11 | Sediment |
| S-249-20FSP20-01 | L2041490-12 | Sediment |
| S-253-20FSP20-01 | L2041490-13 | Sediment |

## Introduction

- This data review covers the SDG and parameters listed above. The data validation was performed using EPA New England Environmental Data Review Supplement for Regional Data Review Elements and Superfund Specific Guidance/Procedures (April 2013), EPA Contract Laboratory Program National Functional Guidelines for Organic Superfund Methods Data Review, January 2017, EPA Contract Laboratory Program National Functional Guidelines for Inorganic Superfund Methods Data Review, January 2017, and criteria listed in the task order QAPP. The data qualification summary details any data validation qualifiers that were assigned during the validation process.

**The following data validation qualifiers are defined for the purpose of this report:**

| | |
|---|---|
| U | Indicates the compound or analyte was analyzed for but not detected at or above the state limit |
| J | Indicates an estimated value |
| J+ | Indicates an estimated value that may be biased high |
| J- | Indicates an estimated value that may be biased low |
| UJ | Indicates the compound or analyte was analyzed for but not detected. The sample detection limit is an estimated value |
| R | Quality control data indicates the data are not usable |
| EB | An analyte that was identified in an aqueous equipment blank (EB) that was used to assess field contamination associated with soil/sediment samples. |

**Data Qualification Summary**

If applicable, the results for co-eluting compounds are reported as separate compounds in the electronic data deliverable (EDD) and therefore, do not match the data presentation in the data package. The co-eluting results were qualified with a “C” laboratory qualifier in the EDD to indicate that they may be biased high as a result of the presence of a co-eluting compound. The results that were qualified “C” by the laboratory were qualified as estimated in the database as potentially biased high (J+) during data validation. This does not affect the calculation of the Total PCB result.

Several samples were analyzed for PCBs at the dilutions noted below due to high target compound concentration; reporting limits were adjusted for the dilution. The nondetected results may not meet project action limits.

| Sample ID(s) | Lab ID | Analyte(s) | Dilution |
|---|---|---|---|
| S-212-20FSP20-01 | L2041490-05 | PCB Congeners | 2 |
| S-216-20FSP20-01 | L2041490-06 | PCB Congeners | 2 |
| S-217-20FSP20-01 | L2041490-07 | PCB Congeners | 2 |
| S-240-20FSP20-01 | L2041490-08 | PCB Congeners | 2 |
| S-241-20FSP20-01 | L2041490-09 | PCB Congeners | 2 |
| S-211-20FSP20-01 | L2041490-04 | PCB Congeners | 5 |
| S-204-20FSP20-01 | L2041490-01 | PCB Congeners | 10 |
| S-207-20FSP20-01 | L2041490-02 | PCB Congeners | 10 |

**Data Validation Checklist**

| **Matrix:** | Sediment | **Analysis:** | PCB - Congeners |
|---|---|---|---|
| **Reviewed by:** | Kristin Rutherford | **Date:** | 12/15/2020 |

| QC Parameter | Present Y/N | Acceptance Criteria | Data Usable? | Comments |
|---|---|---|---|---|
| **TIER I Stage 1** | | | | |
| Data Package Complete | Y | Completeness checklist elements included | Y | |
| Sample Receipt Conditions; Holding Time | Y | Ice, 4°C ± 2°C 14 days (1 year if cold or frozen per QAPP) to extraction; 40 days to analysis | Y | Cooler temp 3.6$^0$C. Extraction and analysis holding time criteria met. |
| **TIER I Stage 2A (plus Tier I Stage 1)** | | | | |
| Method Blank | Y | <Reporting limit<br>Soil/Sediment: Lab RL 0.200 ug/kg. Project Quantitation Limit (PQL) 1.0 ug/kg.<br>Aqueous: Lab RL 0.500ng/L PQL 1.25 ng/L | Y | MB WG1421004-1 ND |
| Laboratory Control Sample/Laboratory Control Sample Duplicate | Y | 40-140% Recovery; RPD ≤30% (QAPP) | Y | WG1421004-2/3: QC criteria met |

| QC Parameter | Present Y/N | Acceptance Criteria | Data Usable? | Comments |
|---|---|---|---|---|
| Surrogate Recovery | Y | 50–125% Recovery (QAPP) | Y | QC criteria met |
| Standard Reference Material SRM NIST 1944 | Y | 40-140% Recovery (QAPP) | Y | WG1421004-4: %R criteria met |
| Internal Standards | Y | Per sample, -50% to +100% of area counts of initial calibration Level 3 standard | Y | QC criteria met |
| **TIER 1+ (plus Tier 1 Stage 2A)[1 2]** | | | | |
| Field/Equipment Blank (EB) | NA | <Reporting limit (PQL 1.25 ng/L) | NA | EBs not submitted with this data set. |
| Field Duplicate (FD) | NA | Relative Percent Difference ≤50% for soil/sed, ≤30% for aqueous, ≤50% soil/sed (QAPP) | NA | No FDs submitted with this data set. |
| Percent Solids | | Percent solids is <50% | | |
| Sulfur Cleanup | | Sulfur clean-up performed; sulfur co-elution does not interfere with peak integration. | | |
| Matrix Spike/Matrix Spike Duplicate (MS/MSD) | NA | 40-140% Recovery (for compounds spiked at a concentration >5x background); RPD ≤30% (QAPP) | NA | MS/MSD not performed on site sample in this data set. |
| **TIER II (plus Tier 1 Stage 2A)** | | | | |
| Initial Calibration Standard (ICAL) | | Coefficient of Determination >0.995 based on linear curve fit | | |
| Independent Calibration Check (ICC) | | ≤25% %D | | |
| Continuing Calibration Standard (CCV) | | ≤25% %D | | |
| Recalculation checks (5%) | | | | |

[1] Shaded validation tiers are not applicable for this project.
[2] The DO#10 QAPP specifies validation of EB, FD, TB, MS/MSD, and IB results be validated as part of Tier I Stage 2A validation.

**Total Organic Carbon-Data Validation Checklist**

| **Matrix:** | Sediment | **Analysis:** | TOC |
|---|---|---|---|
| **Reviewed by:** | Kristin Rutherford | **Date:** | 12/15/2020 |

| QC Parameter | Present Y/N | Acceptance Criteria | Data Usable? | Comments |
|---|---|---|---|---|
| **TIER I Stage 1** | | | | |
| Data Package Complete | Y | Completeness checklist elements included | Y | Note: TOC samples were analyzed in duplicate (Rep1 and Rep2). Results from both were reported as well as the average. The average result was reported (reportable result YES) in the DVA. |
| Sample Receipt Conditions; Holding Time | Y | 28 days from date of sampling to analysis | Y | Cooler temp 3.6$^0$C, samples analyzed within 28d |
| **TIER I Stage 2A (plus Tier I Stage 1)** | | | | |
| Method Blank | Y | Target Analytes<Reporting limit (QAPP) | Y | MB WG1422040-1 ND |
| Laboratory Control Sample/Laboratory Control Sample Duplicate | Y | 75-125% Recovery (lab limits) | Y | WG1422040-2 within criteria |
| **TIER 1+ (plus Tier 1 Stage 2A)[3][4]** | | | | |
| Field/Equipment Blank (EB) | NA | Not required (QAPP) | NA | EB not submitted with the samples in this data set. |
| Field Duplicate (FD) | NA | Relative Percent Difference, ≤25% (based on MS/MSD RPD lab limits) | NA | FDs not submitted with the samples in this data set. |
| Matrix Spike/Matrix Spike Duplicate (MS/MSD) | NA | 75-125% Recovery (for compounds spiked at a concentration >5x background); RPD ≤25% (lab limits) | NA | MS/MSD not performed on site sample in this data set. |
| Laboratory Duplicates | NA | RPD ≤25% (lab limits) | NA | Lab Dup not performed on site sample in this data set. |

[3] Shaded validation tiers are not applicable for this project.
[4] The DO#10 QAPP specifies validation of EB, FD, TB, MS/MSD, and IB results be validated as part of Tier I Stage 2A validation.

**Additional Comments:**

| | | | |
|---|---|---|---|
| The data package includes | 13 Field samples | 0 Field blanks and | 0 Media blanks |

## Data Completeness

### QAPP Worksheet #34: Laboratory Data Completeness

| Y/N | Completeness Criteria |
|---|---|
| Y | Title sheet identifying laboratory name, location, contact information |
| Y | Authorization statement and dated signature |
| Y | Analytical case narrative (i.e., data quality report) |
| Y | Sample identification table |
| Y | Method summary |
| Y | Sample results including date and time of analysis, (metric units, dry weight basis for sediment) |
| Y | QC results and acceptance criteria |
| Y | Signed COC forms |

AECOM
250 Apollo Drive
Chelmsford, MA 01824

978.905.2100 tel
978.905.2101 fax

# Memorandum

| | |
|---|---|
| To | William Humphries |
| CC | Maura Surprenant |
| Subject | New Bedford Harbor Superfund Site Data Validation, New Bedford, MA |
| Lab SDG Number/Lab | L2042041 |
| Laboratory | Alpha Analytical, Mansfield, MA |
| From | Kristin Rutherford /AECOM<br>Reviewer: Charlene Livingston Flint/AECOM |
| Date | 12/15/2020 |

Enclosed is the final validation report for the sample delivery group (SDG) listed below.

| SDG # | Fraction | Date Sampled |
|---|---|---|
| L2042041 | Sediment PCB Congeners by GC/MS SIM<br>Total Organic Carbon (TOC) | 10/01/2020, 10/02/2020 |

The data validation was performed at Tier I Stage 2A level using the following guidelines, as applicable to each method:

- EPA New England Environmental Data Review Supplement for Regional Data Review Elements and Superfund Specific Guidance/Procedures, April 2013
- EPA Contract Laboratory Program National Functional Guidelines for Organic Superfund Methods Data Review, January 2017
- EPA Contract Laboratory Program National Functional Guidelines for Inorganic Superfund Methods Data Review, January 2017

**Data Validation Report**

| | |
|---|---|
| **Project Name** | New Bedford Harbor |
| **Task Order Number** | W912WJ17F0021 |
| **Collection Date** | 10/01/2020, 10/02/2020 |
| **Matrix** | Sediment |
| **Parameter(s)** | PCB Congeners by GC/MS SIM/8270D-SIM/680<br>TOC by EPA Method 9060A |
| **Validation Level** | USEPA Region I Tier I Stage 2A Data Validation |

| | |
|---|---|
| **Laboratory** | Alpha Analytical, Mansfield, Massachusetts |
| **Validator** | Kristin Rutherford |
| **Report Date** | 12/15/2020 |
| **Sample Delivery Group (SDG)** | L2042041 |

| **Sample Identification** | | |
|---|---|---|
| **Sample ID** | **Lab ID** | **Matrix/Sample Type** |
| S-218-20FSP20-01 | L2042041-01 | Sediment |
| S-226-20FSP20-01 | L2042041-02 | Sediment |
| S-227-20FSP20-01 | L2042041-03 | Sediment |
| S-230-20FSP20-01 | L2042041-04 | Sediment |
| S-231-20FSP20-01 | L2042041-05 | Sediment |
| S-235-20FSP20-01 | L2042041-06 | Sediment |
| S-236-20FSP20-01 | L2042041-07 | Sediment |
| S-237-20FSP20-01 | L2042041-08 | Sediment |
| S-237-20FSP20-01-REP | L2042041-09 | Field duplicate of S-237-20FSP20-01 |
| S-220-20FSP20-01 | L2042041-10 | Sediment |
| S-221-20FSP20-01 | L2042041-11 | Sediment |
| S-222-20FSP20-01 | L2042041-12 | Sediment |
| S-224-20FSP20-01 | L2042041-13 | Sediment |
| S-225-20FSP20-01 | L2042041-14 | Sediment |

## Introduction

- This data review covers the SDG and parameters listed above. The data validation was performed using EPA New England Environmental Data Review Supplement for Regional Data Review Elements and Superfund Specific Guidance/Procedures (April 2013), EPA Contract Laboratory Program National Functional Guidelines for Organic Superfund Methods Data Review, January 2017, EPA Contract Laboratory Program National Functional Guidelines for Inorganic Superfund Methods Data Review, January 2017, and criteria listed in the task order QAPP. The data qualification summary details any data validation qualifiers that were assigned during the validation process.

**The following data validation qualifiers are defined for the purpose of this report:**

| | |
|---|---|
| U | Indicates the compound or analyte was analyzed for but not detected at or above the state limit |
| J | Indicates an estimated value |
| J+ | Indicates an estimated value that may be biased high |
| J- | Indicates an estimated value that may be biased low |
| UJ | Indicates the compound or analyte was analyzed for but not detected. The sample detection limit is an estimated value |
| R | Quality control data indicates the data are not usable |
| EB | An analyte that was identified in an aqueous equipment blank (EB) that was used to assess field contamination associated with soil/sediment samples. |

**Data Qualification Summary**

If applicable, the results for co-eluting compounds are reported as separate compounds in the electronic data deliverable (EDD) and therefore, do not match the data presentation in the data package. The co-eluting results were qualified with a "C" laboratory qualifier in the EDD to indicate that they may be biased high as a result of the presence of a co-eluting compound. The results that were qualified "C" by the laboratory were qualified as estimated in the database as potentially biased high (J+) during data validation. This does not affect the calculation of the Total PCB result.

The nondetected result for Cl6-BZ#168 in sample S-226-20FSP20-01 was rejected due to low matrix spike recovery. The result is not usable for project objectives.

Selected data points were estimated due to nonconformances of certain QC criteria. Qualified sample results are presented below.

| Sample ID(s) | Lab ID | Analyte(s) | Flag | Reason |
|---|---|---|---|---|
| S-226-20FSP20-01 | L2042041-02 | Cl6-BZ#168 | R | MS recovery (low) |
| S-226-20FSP20-01 | L2042041-02 | CL4-BZ#77 | J- | MS recovery (low) |
| S-226-20FSP20-01 | L2042041-02 | CL6-BZ#133 | J- | MS recovery (low) |
| S-237-20FSP20-01 | L2042041-08 | CL10-BZ#209 | J | Field duplicate precision |
| S-237-20FSP20-01-REP | L2042041-09 | CL10-BZ#209 | J | Field duplicate precision |

**Data Validation Checklist**

| **Matrix:** | Sediment | **Analysis:** | PCB - Congeners |
|---|---|---|---|
| **Reviewed by:** | Kristin Rutherford | **Date:** | 12/15/2020 |

| QC Parameter | Present Y/N | Acceptance Criteria | Data Usable? | Comments |
|---|---|---|---|---|
| **TIER I Stage 1** | | | | |
| Data Package Complete | Y | Completeness checklist elements included | Y | |
| Sample Receipt Conditions; Holding Time | Y | Ice, 4°C ± 2°C 14 days (1 year if cold or frozen per QAPP) to extraction; 40 days to analysis | Y | Cooler temp 5.1$^{0}$C. Extraction and analysis holding time criteria met. |
| **TIER I Stage 2A (plus Tier I Stage 1)** | | | | |
| Method Blank | Y | <Reporting limit<br>Soil/Sediment: Lab RL 0.200 ug/kg. Project Quantitation Limit (PQL) 1.0 ug/kg.<br>Aqueous: Lab RL 0.500ng/L PQL 1.25 ng/L | Y | MB WG1424187-1 ND |
| Laboratory Control Sample/Laboratory Control Sample Duplicate | Y | 40-140% Recovery; RPD ≤30% (QAPP) | Y | WG1421004-2/3: QC criteria met<br>WG1422363-2/3: QC criteria met |

| QC Parameter | Present Y/N | Acceptance Criteria | Data Usable? | Comments |
|---|---|---|---|---|
| Surrogate Recovery | Y | 50–125% Recovery (QAPP) | Y | QC criteria met |
| Standard Reference Material SRM NIST 1944 | Y | 40-140% Recovery (QAPP) | Y | WG1421004-4: %R criteria met<br>WG1422363-4: %R criteria met |
| Internal Standards | Y | Per sample, -50% to +100% of area counts of initial calibration Level 3 standard | Y | QC criteria met |
| **TIER 1+ (plus Tier 1 Stage 2A)[1 2]** | | | | |
| Field/Equipment Blank (EB) | NA | <Reporting limit (PQL 1.25 ng/L) | NA | EBs not submitted with this data set. |
| Field Duplicate (FD) | Y | Relative Percent Difference ≤50% for soil/sed, ≤30% for aqueous, ≤50% soil/sed (QAPP) | Y | **S-237-20FSP20-01 / S-237-20FSP20-01-REP. Precision criteria met except for CL10-BZ#209. Results for CL10-BZ#209 in FD pair qualified (J) as estimated.** |
| Percent Solids | | Percent solids is <50% | | |
| Sulfur Cleanup | | Sulfur clean-up performed; sulfur co-elution does not interfere with peak integration. | | |
| Matrix Spike/Matrix Spike Duplicate (MS/MSD) | Y | 40-140% Recovery (for compounds spiked at a concentration >5x background); RPD ≤30% (QAPP) | N | **MS/MSD performed on sample S-226-20FSP20-01 (L2042041-02) %R outside criteria for several compounds – see table below. ND result for Cl6-BZ#168 in parent sample S-226-20FSP20-01 (L2042041-02) rejected due to 0% MS and MSD recovery. Other results qualified (J-).** Based on prof judgment, if criteria were not met due to sample concentration >4X spiked amount, no qualifications were made and %R not listed on table. |
| **TIER II (plus Tier 1 Stage 2A)** | | | | |
| Initial Calibration Standard (ICAL) | | Coefficient of Determination >0.995 based on linear curve fit | | |
| Independent Calibration Check (ICC) | | ≤25% %D | | |
| Continuing Calibration Standard (CCV) | | ≤25% %D | | |

[1] Shaded validation tiers are not applicable for this project.
[2] The DO#10 QAPP specifies validation of EB, FD, TB, MS/MSD, and IB results be validated as part of Tier I Stage 2A validation.

| QC Parameter | Present Y/N | Acceptance Criteria | Data Usable? | Comments |
|---|---|---|---|---|
| Recalculation checks (5%) | | | | |

**Matrix Spikes**

| Sample ID | Compound | MS %R | MSD %R | %R Limits | RPD | RPD Limits | Action |
|---|---|---|---|---|---|---|---|
| S-226-20FSP20-01 | Cl4-BZ#55 | 155 | 160 | 40-140 | 5 | 30 | None – bias is high, result ND |
| S-226-20FSP20-01 | Cl4-BZ#81 | 197 | 189 | 40-140 | 3 | 30 | None – bias is high, result ND |
| S-226-20FSP20-01 | Cl4-BZ#77 | 53 | 28 | 40-140 | 6 | 30 | J- |
| S-226-20FSP20-01 | Cl6-BZ#133 | 41 | 35 | 40-140 | 5 | 30 | J- |
| S-226-20FSP20-01 | Cl6-BZ#168 | 0 | 0 | 40-140 | NC | 30 | Reject ND result |

**Field Duplicates**

| Sample ID | Duplicate ID | Compound | Sample Result (ug/kg) | Qual | Duplicate Result (ug/kg) | Qual | QL | RPD |
|---|---|---|---|---|---|---|---|---|
| S-237-20FSP20-01 | S-237-20FSP20-01-REP | CL10-BZ#209 | 1.50 | | 0.895 | | 0.200 | 51 |

**Total Organic Carbon-Data Validation Checklist**

| **Matrix:** | Sediment | **Analysis:** | TOC |
|---|---|---|---|
| **Reviewed by:** | Kristin Rutherford | **Date:** | 12/15/2020 |

| QC Parameter | Present Y/N | Acceptance Criteria | Data Usable? | Comments |
|---|---|---|---|---|
| **TIER I Stage 1** | | | | |
| Data Package Complete | Y | Completeness checklist elements included | Y | Note: TOC samples were analyzed in duplicate (Rep1 and Rep2). Results from both were reported as well as the average. The average result was reported (reportable result YES) in the DVA. |
| Sample Receipt Conditions; Holding Time | Y | 28 days from date of sampling to analysis | Y | Cooler temp 5.1$^{0}$C, samples analyzed within 28d |
| **TIER I Stage 2A (plus Tier I Stage 1)** | | | | |
| Method Blank | Y | Target Analytes<Reporting limit (QAPP) | Y | MB WG1424187-1 ND |
| Laboratory Control Sample/Laboratory Control Sample Duplicate | Y | 75-125% Recovery (lab limits) | Y | WG1424187-2 within criteria |
| **TIER 1+ (plus Tier 1 Stage 2A)[3][4]** | | | | |
| Field/Equipment Blank (EB) | NA | Not required (QAPP) | NA | EB not submitted with the samples in this data set. |
| Field Duplicate (FD) | Yes | Relative Percent Difference, ≤25% (based on MS/MSD RPD lab limits) | Yes | S-237-20FSP20-01 / S-237-20FSP20-01-REP. Precision criteria met; no quals. |
| Matrix Spike/Matrix Spike Duplicate (MS/MSD) | Yes | 75-125% Recovery (for compounds spiked at a concentration >5x background); RPD ≤25% (lab limits) | Yes | MS/MSD performed on sample S-226-20FSP20-01 (L2042041-02). %R and RPD within limits. |
| Laboratory Duplicates | Yes | RPD ≤25% (lab limits) | Yes | Lab Dup performed on sample S-226-20FSP20-01 (L2042041-02). RPD within criteria for Rep1, Rep2, and Average TOC. |

[3] Shaded validation tiers are not applicable for this project.
[4] The DO#10 QAPP specifies validation of EB, FD, TB, MS/MSD, and IB results be validated as part of Tier I Stage 2A validation.

**Additional Comments:**

| | | | |
|---|---|---|---|
| The data package includes | 14 Field samples | 0 Field blanks and | 0 Media blanks |

## Data Completeness

### QAPP Worksheet #34: Laboratory Data Completeness

| Y/N | Completeness Criteria |
|---|---|
| Y | Title sheet identifying laboratory name, location, contact information |
| Y | Authorization statement and dated signature |
| Y | Analytical case narrative (i.e., data quality report) |
| Y | Sample identification table |
| Y | Method summary |
| Y | Sample results including date and time of analysis, (metric units, dry weight basis for sediment) |
| Y | QC results and acceptance criteria |
| Y | Signed COC forms |