



**US Army Corps  
of Engineers**  
New England District

**FINAL**

**NORTH OF WOOD STREET POST-REMEDIATION  
MONITORING**

**APRIL 2012 MONITORING EVENT**

**NEW BEDFORD HARBOR SUPERFUND SITE, OU #1**

**Contract No. W912WJ-09-D-0001-0010-04**



**Prepared For:**  
United States Army Corps of Engineers  
New England District  
696 Virginia Road  
Concord, MA 01742

**Prepared By:**  
Woods Hole Group, Inc.  
81 Technology Park Drive  
East Falmouth, MA 02536

**August 2012**

**This page left intentionally blank**

**FINAL**

**NORTH OF WOOD STREET POST-REMEDIATION  
MONITORING**

**APRIL 2012 MONITORING EVENT**

**NEW BEDFORD HARBOR SUPERFUND SITE, OU #1**

**Contract No. W912WJ-09-D-0001-0010-04**

**August 2012**

**Prepared for:**  
United States Army Corps of Engineers  
New England District  
696 Virginia Road  
Concord, MA 01742

**Prepared by:**  
Woods Hole Group, Inc.  
81 Technology Park Drive  
East Falmouth MA 02536  
(508) 540-8080

**This page left intentionally blank**



## Table of Contents

<b>EXECUTIVE SUMMARY .....</b>	<b>ES-i</b>
<b>1.0 INTRODUCTION .....</b>	<b>1</b>
1.1 NEW BEDFORD HARBOR SUPERFUND SITE .....	1
1.2 NORTH OF WOOD STREET AREA .....	3
1.3 PROJECT OBJECTIVES AND SCOPE .....	4
<b>2.0 METHODS .....</b>	<b>7</b>
2.1 SEDIMENT COLLECTION .....	7
2.1.1 Shoreline Samples .....	7
2.1.2 Subtidal River Samples .....	8
2.2 SEDIMENT CORE PROCESSING .....	8
2.3 POLYCHLORINATED BIPHENYL ANALYSES .....	9
2.4 QUALITY ASSURANCE/QUALITY CONTROL .....	10
2.4.1 Decontamination .....	10
2.4.2 Field-Based Quality Control Samples .....	10
2.4.3 Laboratory-Based Quality Control Samples .....	11
<b>3.0 RESULTS .....</b>	<b>13</b>
3.1 SEDIMENT AND SHORELINE SAMPLE COLLECTION .....	13
3.2 PHYSICAL CHARACTERISTICS .....	13
3.3 POLYCHLORINATED BIPHENYLS .....	13
3.3.1 River Sediments .....	19
3.3.2 Shoreline Sediment .....	19
3.4 QUALITY ASSURANCE/QUALITY CONTROL SAMPLES .....	19
3.4.1 Field Based Quality Control Samples .....	19
3.4.2 Laboratory Based Quality Control Samples .....	19
<b>4.0 DISCUSSION .....</b>	<b>21</b>
4.1 RIVER SEDIMENTS .....	21
4.2 SHORELINE SEDIMENTS .....	27
<b>5.0 REFERENCES .....</b>	<b>31</b>
<b>APPENDIX A. NORTH OF WOOD STREET CORE PHOTOGRAPHS AND FIELD LOGS .....</b>	<b>A-1</b>

**APPENDIX B. ALPHA ANALYTICAL LABORATORIES REPORTS AND ANALYTICAL DATA..... B-1**

**APPENDIX C. QUALITY ASSURANCE DATA COMPARISON..... C-1**

**List of Figures**

Figure 1. Basemap of New Bedford Harbor Superfund Site in Southeastern MA ..... 2

Figure 2. Basemap of the North of Wood Street Area and April 2012 sample locations. Station 010 not shown..... 5

Figure 3. Total PCB concentrations in NWS Area sediment samples from April 2012 (left image plots southern stations, right image plots northern stations)..... 17

Figure 4. Station specific trends in total PCBs for river sediments in NWS area..... 25

Figure 5. System-wide trends in Total PCB concentration for river stations in NWS area over time..... 27

Figure 6. Station-Specific Trends in Total PCBs for Shoreline Sediments in NWS Area ..... 29

**List of Tables**

Table 1. Summary of Samples Collected at NWS Area in April 2012..... 6

Table 2. Total PCBs in Sediment Samples from NWS Area in April 2012. .... 15

Table 3. Total PCBs in River Sediments at NWS area..... 23

Table 4. Total PCBs in Shoreline Sediments at NWS Area ..... 28

## **EXECUTIVE SUMMARY**

Environmental sampling and analysis was performed for the area north of the Wood Street Bridge (NWS) in April 2012 in support of remedial dredging activities at the New Bedford Harbor Superfund Site. In 2002–2003, as part of a site remediation, approximately 15,000 cubic yards of contaminated material was removed from the NWS area. The primary contaminants of concern in the NWS area are polychlorinated biphenyls (PCBs). The NWS area was remediated using a dry excavation method to eliminate the potential for sediment resuspension and redistribution of contaminants. Annual investigations have been conducted since 2004 to assess the effectiveness of prior remediation and potential recontamination of this area due to sediment transport from unremediated areas. Post-remediation sampling conducted in 2004 identified a shoreline area in Acushnet that should have been included in the 2002–2003 clean-up but was inadvertently neglected; this area was remediated in 2005.

Twenty stations in the NWS area were sampled in April 2012, including ten river (subtidal) sediment locations and ten marsh shoreline sediment (intertidal) locations along the eastern and western shores of the Acushnet River. Stations were sampled at the direction of the United States Army Corps of Engineers (USACE), many of which have been sampled throughout the eight year history of the post-remediation monitoring program. River sediments were generally comprised of a layer of fine black or dark-brown silt and organic detritus with varying quantities of sand. River sediments located closer to the shore and farther upstream were comprised of brown sand and silt underlain by gravel and/or sand. Most shoreline sediment was comprised of brown organic silt/fine sand underlain by coarse sand or gravel.

In 2012, total PCB concentrations in river sediment samples ranged from 9.50 milligrams per kilograms (mg/kg) to 140.06 mg/kg dry weight. These values are comparable to the concentrations observed during monitoring in 2011, and also consistent with previous years (2004, 2007-2008) of monitoring. Total PCB concentrations in all 2012 shoreline sediment samples were all below the applicable recreational cleanup criteria (25 mg/kg). Half of all the sediment samples located in residential areas are below the applicable limit for residential areas (1 mg/kg).

Sediment data from the 2003–2012 monitoring period reveal that total PCB concentrations in river sediment at the NWS area are spatially and temporally variable. The heterogeneous distribution of the PCB concentrations reflects the differences in bulk sediment characteristics and the dynamic nature of the system. Historically, total PCB concentrations were lowest in 2003 following the remediation of the NWS area, but on average contaminant concentrations have since increased, except for a notable system-wide decrease in 2010.

Fluctuation of PCB concentrations between sampling events is thought to be caused by the result of natural tidal processes transporting contaminated sediment from the upper harbor source area, and countered by high spring river flows that flush contaminants downstream. Although the resuspension and transport of sediments is natural and unavoidable (e.g., tide and storms), the resuspension of contaminated sediment due to the

New Bedford Superfund Site remediation activities is controllable. To that end, remediation dredging is performed using methods of minimal disturbance (e.g., hydraulic dredging), and a water quality monitoring program is used to ensure that any increase in resuspension of sediment during remediation activities does not occur, or is limited. Annual sediment monitoring will continue at the NWS area as needed to assess the potential for recontamination from the unremediated harbor areas via natural and anthropogenic processes.

## **1.0 INTRODUCTION**

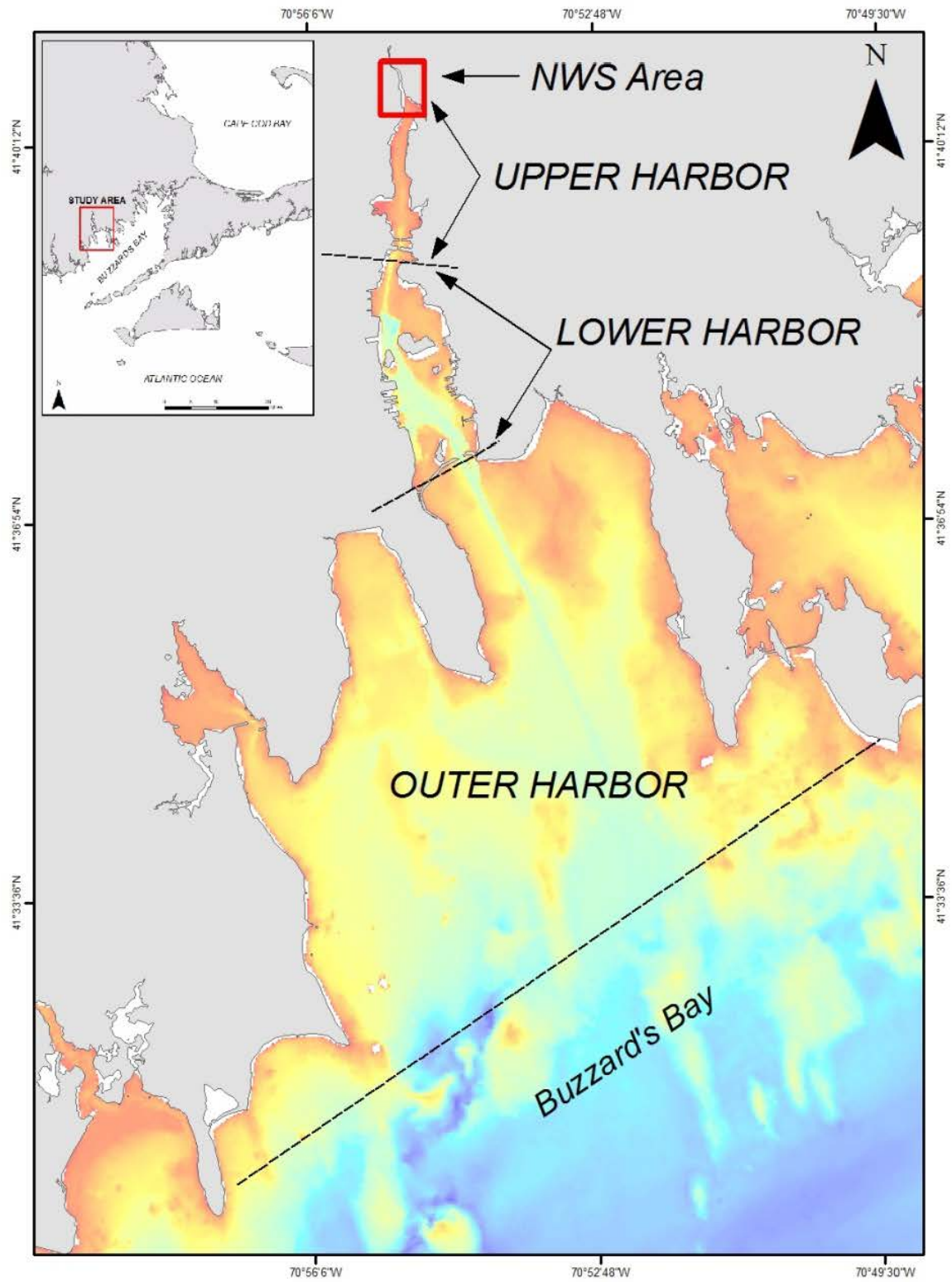
### **1.1 NEW BEDFORD HARBOR SUPERFUND SITE**

The New Bedford Harbor Superfund Site (Site), located in Bristol County, Massachusetts, extends from the shallow northern reaches of the Acushnet River estuary south through the commercial harbors of New Bedford and Fairhaven and into 17,000 adjacent acres of Buzzards Bay (Figure 1). The City of New Bedford, located along the western shore of the Site, is approximately 55 miles south of Boston. New Bedford is currently home port to a large offshore fishing fleet and is a densely populated manufacturing and commercial center. By comparison, the eastern shore of New Bedford Harbor is predominantly residential, light commercial or salt marsh.

The Acushnet River's 16.5 square mile drainage basin discharges to New Bedford Harbor in the northern reaches of the Site, contributing relatively minor volumes of fresh water to the tidally influenced harbor (VHB, 1996). Numerous storm drains, combined sewer overflows (CSOs), industrial discharges, as well as smaller brooks and creeks also discharge directly to the Site. The upper and lower harbors are believed to be areas of net groundwater discharge. The estuary can be characterized as a shallow, well-mixed system.

Industrial and urban development surrounding the harbor has resulted in sediments becoming contaminated with high concentrations of many pollutants, notably polychlorinated biphenyls (PCBs) and heavy metals. Contaminant gradients within harbor sediments decrease from north to south. The source of the contamination has been attributed to two electrical capacitor manufacturing facilities that used PCBs between the 1940s and the 1970s. One facility, Aerovox Corporation, is located near the northern boundary of the Site, and the other, Cornell-Dubilier Electronics, Inc. is located just south of the New Bedford Harbor hurricane barrier. The two facilities are known to have discharged PCB-laden wastes either directly into the harbor or indirectly via discharges to the City's sewerage system.

Based on human health concerns and ecological risk assessments, the United States Environmental Protection Agency (USEPA) added New Bedford Harbor to the National Priorities List in 1983 as a designated Superfund Site. Through an Interagency Agreement between the USEPA and the United States Army Corps of Engineers, New England District (USACE NAE), the USACE is responsible for carrying out the design and implementation of remedial measures at the Site.



**Figure 1. Basemap of New Bedford Harbor Superfund Site in Southeastern MA**

The Site has been divided into three geographic areas: the Upper, Lower and Outer Harbors, consistent with geographic features, basin morphology (Figure 1) and gradients of contamination. The Site is also defined by three state-sanctioned fishing closure areas extending approximately 6.8 miles north to south and encompassing approximately 18,000 acres in total. The Upper harbor comprises approximately 187 acres, with current sediment PCB levels ranging from below detection to approximately 4,000 parts per million (ppm). Prior to removing the most contaminated hot spot sediments in 1994 and 1995, as part of EPA's first cleanup phase (OU #2), sediment PCB levels were reported higher than 100,000 ppm in the Upper harbor. The boundary between the Upper and Lower harbor is the Coggeshall Street Bridge; at this point the harbor is constricted to a width of approximately 100 feet. The Lower harbor comprises approximately 750 acres, with current sediment PCB levels ranging from below detection to over 100 ppm. The boundary between the Lower and Outer harbor is the 150 foot wide opening of the New Bedford hurricane barrier. The hurricane barrier was constructed in the mid-1960s. Sediment PCB levels in the Outer Harbor are generally low, with only localized areas of PCBs in the 50 – 100 ppm range near the Cornell-Dubilier plant and the New Bedford sewage treatment plant's outfall pipes (the most contaminated sediments in the outer harbor were capped in 2005). The southern extent of the Outer Harbor is a line mapped from Rock Point (the southern tip of West Island in Fairhaven), southwesterly to Negro Ledge, and then southwesterly to Mishaum Point in Dartmouth (Figure 1). The Upper Harbor and the Lower Harbor as defined above comprise OU #1 while the Outer Harbor comprises OU #3.

Remediation of the Site involves the excavation and dredging of approximately 900,000 cubic yards of PCB-contaminated sediment. The majority of the contaminated material is being removed by a hydraulic dredge that pumps a spoils-slurry to the project's Sawyer Street facility where it is mechanically processed to remove all sand, gravel, and debris. The remaining silt and clay slurry is then pumped to the Area D Dewatering Facility located on Herman Melville Boulevard where it is mechanically dewatered and transported off-site for disposal.

## **1.2 NORTH OF WOOD STREET AREA**

Located at the far northern end of the Upper Harbor is the North of Wood Street (NWS) area. This location was prioritized for restoration activities based on the high levels of PCB contamination (especially in intertidal and shoreline areas) and the proximity to shoreline residential and recreational land use areas. The NWS area includes riverine sediments of the Acushnet River and the shoreline estuarine sediment on the eastern and western shores of the river. The NWS study area extends from approximately 250-ft south of the Wood Street bridge to approximately 0.25 miles north of the bridge.

Sediments at the NWS area previously had PCB concentrations as high as 46,000 mg/kg. The 1998 ROD clean-up criteria that apply to the NWS area are: 1 mg/kg for residential shoreline areas; 10 mg/kg for subtidal (river) sediments and mudflats; 25 mg/kg for the top foot of recreational land use shoreline soils; and 50 mg/kg for shoreline soils deeper than the top foot in residential and recreational land use areas.

In the winter of 2002–2003 approximately 15,000 cubic yards of material was removed from the NWS area. The site was remediated using temporary dams and pumps to divert river water around the site. This allowed excavation activities to be conducted on dry sediments, minimizing the potential for sediment resuspension and recontamination. Clean fill was used to restore the river banks, but sub-tidal areas were left at the depth of excavation (i.e., not backfilled). Marsh and upland vegetation was planted above the low water line to stabilize and restore the shoreline. In August of 2004 post-remediation sampling revealed elevated PCB concentrations on the eastern shoreline of the NWS area, and in certain sub-tidal locations. Elevated concentrations were found above the high tide line suggesting that incomplete remediation was a more likely cause than recontamination from in-river sources. Additional remediation and restoration efforts were conducted in December 2005 to remove the remaining contamination. Samples collected before and after this effort showed a reduction in shoreline PCB concentrations (ENSR, 2006). Additional sampling was conducted in 2006, 2007, 2008, 2010, and 2011.

### **1.3 PROJECT OBJECTIVES AND SCOPE**

North of Wood Street sampling occurs on an annual, or as needed basis as part of an environmental monitoring program for the Site. The objective of the NWS monitoring program is to assess the potential recontamination of this previously remediated area due to sediment transport from unremediated areas or from areas undergoing active remedial dredging. In 2012, Woods Hole Group was tasked with sampling 21 stations, plus a field replicate (field REP), for a total of 22 sediment samples in the North of Woods Street monitoring area. The sample stations included 11 sediment stations in the Acushnet River, 4 shoreline locations in the marsh area on the east side of the river, and 6 shoreline stations on the west side of the river (Figure 2). Of these 21 stations, 20 were successfully sampled. The Woods Hole Group field team was unable to recover an acceptable sample from station 010 due to the sediment characteristics at this site. Stations were sampled April 3–4, 2012 as part of the 2011 Environmental Monitoring, Sampling, and Analysis of the New Bedford Superfund Site performed by Woods Hole Group under contract to the USACE-NAE.





Figure 2. Basemap of the North of Wood Street Area and April 2012 sample locations. Station 010 not shown.

**Table 1. Summary of Samples Collected at NWS Area in April 2012**

Station ID	Sample ID	Sample Type	Easting (NAD83 MA ft)	Northing (NAD83 MA ft)
039	S-12A-C001-0.0-0.5	River sediment	825559.921	248538.488
	S-12A-C001-0.5-1.0			
039-REP	S-12A-C001-0.0-0.5REP	River sediment	825559.921	248538.488
	S-12A-C001-0.5-1.0REP			
023	S-12A-C002-0.0-0.5	River sediment	825656.159	248535.055
	S-12A-C002-0.5-0.8			
016	S-12A-C003-0.0-0.5	River sediment	825685.766	248533.465
028	S-12A-C004-0.0-0.5	River sediment	825619.137	248535.308
	S-12A-C004-0.5-1.0			
033	S-12A-C005-0.0-0.5	River sediment	825587.706	248541.074
	S-12A-C005-0.5-1.0			
040	S-12A-C006-0.0-0.5	River sediment	825556.352	248557.942
	S-12A-C006-0.5-1.0			
048	S-12A-C007-0.0-0.5	River sediment	825517.327	248536.004
	S-12A-C007-0.5-1.0			
049	S-12A-C008-0.0-0.5	River sediment	825517.488	248559.596
	S-12A-C008-0.5-1.0			
055	S-12A-C009-0.0-0.5	River sediment	825482.27	248552.897
	S-12A-C009-0.5-1.0			
062	S-12A-C010-0.0-0.5	River sediment	825451.03	248586.419
	S-12A-C010-0.5-1.0			
010	NO SAMPLE (See Section 3.2)			
NWS-40	S-12A-C011-0.0-0.5	Shoreline sediment	825522.71	248510.986
	S-12A-C011-0.5-1.0			
NWS-41	S-12A-C012-0.0-0.5	Shoreline sediment	825557.909	248514.909
	S-12A-C012-0.5-1.0			
NWS-30W	S-12A-C013-0.0-0.5	Shoreline sediment	825598.699	248524.345
	S-12A-C013-0.5-1.0			
NWS-42	S-12A-C014-0.0-0.5	Shoreline sediment	825630.092	248513.028
	S-12A-C014-0.5-1.0			
NWS-34	S-12A-C015-0.0-0.5	Shoreline sediment	825685.624	248512.649
	S-12A-C015-0.5-1.0			
NWS-33	S-12A-C016-0.0-0.5	Shoreline sediment	825720.814	248515.184
	S-12A-C016-0.5-1.0			
NWS-37	S-12A-C017-0.0-0.5	Shoreline sediment	825608.296	248574.241
	S-12A-C017-0.5-1.0			
NWS-35	S-12A-C018-0.0-0.5	Shoreline sediment	825628.61	248567.163
	S-12A-C018-0.5-1.0			
NWS-39	S-12A-C019-0.0-0.5	Shoreline sediment	825650.824	248567.011
	S-12A-C019-0.5-1.0			
NWS-43	S-12A-C020-0.0-0.5	Shoreline sediment	825706.223	248547.203
	S-12A-C020-0.5-1.0			

## **2.0 METHODS**

Methods used to collect and analyze sediment samples are summarized below and described in detail in the project Field Sampling Plan (Woods Hole Group, 2012) and Quality Assurance Project Plan (Woods Hole Group, 2011). Twenty (20) locations were sampled in 2012, including 10 stations in the river and 10 stations located along the east and west shorelines of the river (Figure 2). To allow accurate comparisons over time, sampling stations were based on locations previously sampled in 2006, 2007, 2008, 2010 and 2011.

### **2.1 SEDIMENT COLLECTION**

All sampling locations were approved by the USACE-NAE and USEPA. Locations were provided in Massachusetts State Plane Mainland coordinates, and were converted into latitude and longitude using the program Corpscon 6. Woods Hole Group navigation system required all waypoints to be entered in geographic coordinates. Actual sample locations were recorded in geographic coordinates on the field logs and subsequently converted into Massachusetts State Plane Mainland coordinates using Corpscon 6.

GPS coordinates were verified to be exactly the same as those listed in the FSP (to 3 digit accuracy). Field crews moved as close as possible to the target coordinates based on the GPS, collecting the sample when the distance to target settled within 0-2 feet from target. Sample collection data, including collection date and time, station coordinates, and sample ID, were documented on Sediment Sampling Log forms (Appendix A).

#### *2.1.1 Shoreline Samples*

Shoreline sediment samples were collected using a soil auger. When sampling with the soil auger, the auger head was pushed and rotated into the sediment to a depth of 6 inches, as determined by measuring tape or other measuring device. The sediment was removed from the auger using a cleaned spoon to push the soil into clean and labeled plastic re-sealable bags. The soil auger and spoon were decontaminated using the following process: the equipment was given a gross rinse with site water (Acushnet River water collected upstream of sampling activity), then rinsed with deionized water, after that the equipment was scrubbed with 1% Liquinox, again rinsed with deionized water, treated with isopropyl alcohol and again a final rinse of deionized water. This process was repeated until the required core depth was reached, at least one foot, where each sample was placed into its own labeled plastic bag. Once all sampling was complete, samples were homogenized at the laboratory trailer at the Sawyer Street facility in the plastic collection bags, and subsequently transferred to 8 oz. labeled glass jars and stored on ice. All samples were shipped to Alpha Analytical Laboratories for NOAA-18 PCB Congener by Method 8082 analysis or archiving.

The decontamination process described here represents a deviation from the method proposed in the FSP (Woods Hole Group, 2012). The method described here was discussed with, and approved by, USACE-NAE Project Chemist Mark Koenig and will be utilized in future auger sampling events.

### 2.1.2 *Subtidal River Samples*

River sediment samples were collected using a push-core sampling device and a 2 5/8-inch inner diameter clear polycarbonate core barrel. A piston assembly inside the core barrel was used to create suction, thereby preventing excessive compaction during penetration and loss of sediment from the bottom of the barrel during recovery. At every station a one foot core was targeted and obtained, except at stations 010, 016 and 023 where refusal was hit at depths less than one foot.

The piston assembly was positioned just inside the leading end of the core liner and the piston line was held loosely on deck. The coring assembly was lowered into the water until the leading end of the core bore barrel was positioned at the sediment-water interface. At this point, the piston attachment line was secured to the vessel, fixing the elevation of the piston assembly and creating a suction point at the sediment-water interface. During core barrel retrieval the piston line was held tight to maintain suction in the barrel and to overcome the suction holding the penetrated core barrel in place. Upon recovery of the core onto the vessel, the bottom end of the barrel was capped with a plastic cap. After a rinse of the coring device using site water, the core liner was removed from the socket, the piston was removed from the core liner, and the top of the core liner was fitted with a plastic cap. The core barrel was stored in a vertical position until subsequent processing could take place.

## **2.2 SEDIMENT CORE PROCESSING**

River sediment samples were brought back to the field laboratory at the Sawyer Street facility for documentation, internal inspection, and subsampling. The internal inspection process included: 1) splitting open the core barrel, 2) archival photography, and 3) a geological description of the core, where the transitions between each type of sediment were recorded on a log sheet.

To begin internal inspection, each core barrel was placed into a clean 4 inch gutter and split by cutting along the entire length of the polycarbonate barrel with power shears. Cuts were made on opposite sides of the core barrel, 180 degrees apart. A clean piece of stainless steel wire (18 gauge) was used to slice through the middle of the barrel, using the two cuts in the barrel as guidelines. Care was used to prevent the wire from pulling obstructions (shells, rocks) down the core barrel and potentially mixing sediment layers. After splitting, the cores were rolled 90 degrees and separated. Following separation, the core was photographed (Appendix A); each photograph contains the following elements in the frame:

- The sediment core
- A tape measure (or equivalent) marked in decimal feet lying parallel to length of the core. The sediment-water interface or top of core should be aligned with the top/start (0-feet) of the tape measure.
- A whiteboard or equivalent was placed next to the core with the following written information:
  - Sample ID – an alpha numeric code that identifies sample matrix, sampling year, station location, and depth interval sampled

- Sample Date
- Core length

After photo documentation was complete, the core was geologically described by a trained technician. A description of the sediment texture, sorting, consistency/firmness, color, and odor was noted on the Sediment Sampling Log forms (Appendix A). An ASTM D 2488-06 soil classification was assigned to each sediment layer, and color descriptions followed the Munsell color classification.

Following description and photography, each core was subsampled for chemical analysis. Two 6-inch composite (0–0.5', 0.5–1.0') subsamples were taken from each core, homogenized, and placed into separate sample containers. The sample from the 0.0–0.5 foot interval was submitted for PCB analysis. The sample from the bottom interval (0.5–1.0') was archived until further notice by the USACE. Samples were collected into pre-cleaned, 8-oz glass jars with Teflon lined lids. All samples were held on ice while in the field and then sent to Alpha Analytical Laboratories for PCB congener (NOAA–18) analysis or archiving.

### **2.3 POLYCHLORINATED BIPHENYL ANALYSES**

The methods used by AAL are summarized below and more details are in the Uniform Federal Policy - Quality Assurance Project Plan (Woods Hole Group, 2011).

During sample preparation at the lab, an aliquot of a well-mixed, homogeneous sediment sample is accurately measured for sample preparation; generally, 5 grams (g) of sediment is extracted from a 30 g field sample. The New Bedford Harbor QAPP requires 30 g of field sample sediment for extraction by Method 3540C Soxhlet Extraction, which is air dried to a minimum of >50% solids and generally >90% solids. The sample is spiked with surrogate compounds and then extracted using methylene chloride. The extract is dried and exchanged to hexane during sample concentration. After extraction, clean-up techniques are applied as necessary. The extract may be treated with Florisil (3620B) or GPC (3640A) for hydrocarbon and lipid removal, and copper (3660B) for sulfur removal. The extract is exchanged into hexane and concentrated to the appropriate volume, generally 10 mL, and transferred for analysis. Prior to analysis, the extract is cleaned with sulfuric acid (3665A). Alternatively, this method can be employed for lower detection limits by decreasing the final volume to 1–5 mL.

After clean-up and re-concentration, the extracts are analyzed on a gas chromatograph (GC), fitted with two capillary columns of differing polarities each employing separate detectors. This process follows USEPA Method 8082 (Woods Hole Group, 2011). The extracts of PCB Congeners are spiked with internal standards (IS) prior to analysis. The target analytes are resolved on each column and detected using an electron capture detector (ECD). The sample extracts are introduced into the GC injection port using an auto-sampler equipped with a calibrated syringe and a known volume of extract is injected. The instrument is calibrated for the NOAA-18 PCB congeners and the analysis is programmed using electronic pressure control (EPC) which controls both the temperature and the flow rate of the carrier gas. Identification of the target analytes is accomplished by confirming a target hit using Retention Time (RT). Concentrations are

calculated from the ECD response using internal standard techniques. Sample results were reported in micrograms per kilogram ( $\mu\text{g}/\text{kg}$ ) on a dry weight basis for the individual congeners.

For each batch of 20 or fewer samples, a laboratory method blank, LCS/LCSD, MS and MSD was processed and analyzed with the field samples.

PCB congener (NOAA-18) results are reported here in mg/kg dry weight and to two significant figures in this report. Concentrations of total PCB were calculated using the congener results. **Total PCB concentration was calculated as the sum of the NOAA-18 congeners multiplied by the project-specific linear regression factor of 2.6.** A value of zero (0) was used in the summation for non-detects.

## **2.4 QUALITY ASSURANCE/QUALITY CONTROL**

### *2.4.1 Decontamination*

All of the sampling equipment was decontaminated prior to use in the field using the procedure specified in EPA Region II, CERCLA Quality Assurance Manual from October 1989, Revision 1 (Woods Hole Group, 2011). The EPA Region II procedures were the basis for the shoreline sampling decontamination process summarized below:

- 1) Rinse with tap water or site water for gross decontamination
- 2) Rinse with Milli-Q or deionized water
- 3) Clean with non-phosphate detergent (e.g. Liquinox) and tap water
- 4) Rinse with Milli-Q or deionized water
- 5) Rinse with isopropyl alcohol
- 6) Rinse with Milli-Q or deionized water

During field sampling all equipment was decontaminated between stations and discrete auger intervals, to prevent cross-contamination.

### *2.4.2 Field-Based Quality Control Samples*

One replicate, or field duplicate, sediment sample was collected during the April 2012 sampling event. The replicate sample was collected adjacent to the field sample collected at river Station 039 (within 1 foot). The purpose of the field replicate was to evaluate the field sampling and to evaluate the heterogeneity of the matrix. The analytical precision is evaluated by calculating the precision in %RPD between the parent sample and the field duplicate. Field replicate samples are also used to ensure that field sampling techniques do not bias analytical results. The sample was collected using the same techniques and was handled, containerized, preserved, stored and transported in the same manner as field samples.

An equipment blank sample was also collected. This sample was collected by pouring laboratory quality deionized water through the auger equipment after completing the full decontamination procedure and catching the rinseate in a sample bottle. The purpose of this sample was to verify that decontamination methods were adequate.

All field-based QC samples were analyzed by the same laboratory.

#### *2.4.3 Laboratory-Based Quality Control Samples*

A routine suite of laboratory-based quality control (QC) samples were prepared with each set of field samples to evaluate data quality in terms of accuracy and precision. For each batch of 20 or fewer samples, the approved QAPP calls for quality control samples for PCB analysis included one procedural blank (also called a method blank or procedural method blank), one laboratory control sample (LCS), one matrix spike (MS) and one matrix spike duplicate (MSD).

In addition, a quality assurance (QA) split sample (S-12A-C012-0.0-0.5QA) was sent to Analytics Environmental Laboratory (AEL) in Portsmouth, New Hampshire for comparison to the AAL analyzed field sample at station NWS-41. The QA split sample from NWS-41 was analyzed and reported in the same manner as all AAL analyzed samples. The results were reported to the USACE-NAE project chemist for independent review before sending to WHG. The sum of NOAA-18 congeners from sample S-12A-C012-0.0-0.5QA was 344 µg/kg, which yielded a total PCB concentration of 894 µg/kg after multiplying by the PCB correlation factor of 2.6. The total PCB concentration from the split samples sent to Alpha Analytical Laboratory (S-12A-C012-0.0-0.5) was 1283 µg/kg. The relative percent difference (RPD) between these two samples is 35.8%, which is less than the precision acceptance criteria of than 50 % RPD, indicating good agreement between labs. A quality assurance evaluation memorandum produced by the USACE project chemist and the AEL lab report are included in Appendix C.

**This page left intentionally blank**



### **3.0 RESULTS**

Results from the 2012 NWS sediment monitoring activities are described below. Complete field data collection and description logs, along with digital photographs of the split cores are provided in Appendix A. Analytical reports from AAL are provided in Appendix B.

#### **3.1 SEDIMENT AND SHORELINE SAMPLE COLLECTION**

Twenty (20) locations were sampled from the NWS area in April, 2012 (Figure 2). A total of 11 river sediment samples (10 field samples + 1 field REP) were collected from the Acushnet River. A total of 10 shoreline sediment samples were also collected: four samples were collected from the eastern shoreline and six from the western shoreline. Sample collection data, including station ID, sample IDs, sample type, and station coordinates are summarized in Table 1. All samples were collected on April 3–4, 2012. Cores were split open for internal description and subsampling on April 3–4, 2012.

#### **3.2 PHYSICAL CHARACTERISTICS**

River sediment cores were visually characterized and physical characteristics, including material type, color, consistency, particle size, and odor, are documented on the Sediment Sampling Log forms provided in Appendix A. Digital photographs of the cores are also provided in Appendix A.

The physical characteristics of subsurface sediments collected at most river stations were similar, and were characterized by a layer of fine black silt with organic debris underlain by sand, clay or silt. The physical characteristics of sediment located closer to the shoreline and farther upstream were different compared to in-river sediment locations. For example, Station 016, located at the northern boundary of the NWS area was comprised mostly of well-graded gravel and silty sand. Additionally, the sediments at Station 010, the northern-most sampling station, were composed of such coarse grain material that sampling efforts were unable to recover enough material for an analytical sample. The Unified Soil Classification System (USCS) description for river sediments contained within the 0.0–0.5' analytical sample are presented in Table 2.

Shoreline samples were not fully described due to the methodology used to recover the samples, i.e., stratigraphy was not retained when samples were removed from the auger head.

#### **3.3 POLYCHLORINATED BIPHENYLS**

All NWS surface (0–0.5') sediment samples were analyzed for PCB congeners (NOAA–18). Determination of the total PCB concentration was calculated as the sum of the NOAA–18 congeners, multiplied by the site-specific linear regression factor of 2.6. A value of zero (0) was used in the case of non-detects. Total PCB concentrations are summarized in Table 2 and displayed in Figure 3. Complete analytical data from AAL are provided in Appendix B.

**This page left intentionally blank**

**Table 2. Total PCBs in Sediment Samples from NWS Area in April 2012.**

River Sediment			
Station ID	Sample ID	Total PCBs (mg/kg)	USCS Description of Sample Interval (0-0.5')
010	no sample collected - sediment too coarse		
016	S-12A-C003-0.0-0.5	16.33	SW-SM (0-0.3), SM (0.3-0.5)
023	S-12A-C002-0.0-0.5	53.43	OL (0-0.3), ML (0.3-0.5)
028	S-12A-C004-0.0-0.5	27.72	OL (0-0.2), SM-SW (0.2-0.5)
033	S-12A-C005-0.0-0.5	54.77	OL (0-0.4), GW-GM (0.4-0.5)
039	S-12A-C001-0.0-0.5	105.66	OL (0-0.5)
039REP	S-12A-C001-0.0-0.5REP	140.06	OL (0-0.5)
040	S-12A-C006-0.0-0.5	30.06	SW-SM (0-0.5)
048	S-12A-C007-0.0-0.5	115.47	OL (0-0.5)
049	S-12A-C008-0.0-0.5	19.99	OL (0-0.1), ML (0.1-0.5)
055	S-12A-C009-0.0-0.5	72.30	OL (0-0.3), ML (0.3-0.5)
062	S-12A-C010-0.0-0.5	9.50	OL (0-0.1), ML (0.1-0.5)

Shoreline Sediment		
Station ID	Sample ID	Total PCBs (mg/kg)
NWS-30W	S-12A-C013-0.0-0.5	0.56
NWS-33	S-12A-C016-0.0-0.5	0.60
NWS-34	S-12A-C015-0.0-0.5	7.24
NWS-35	S-12A-C018-0.0-0.5	0.81
NWS-37	S-12A-C017-0.0-0.5	15.34
NWS-39	S-12A-C019-0.0-0.5	0.07
NWS-40	S-12A-C011-0.0-0.5	3.88
NWS-41	S-12A-C012-0.0-0.5	1.28
NWS-42	S-12A-C014-0.0-0.5	0.08
NWS-43	S-12A-C020-0.0-0.5	0.25

**This page left intentionally blank**




Figure 3. Total PCB concentrations in NWS Area sediment samples from April 2012 (left image plots southern stations, right image plots northern stations)

**This page intentionally left blank.**

### *3.3.1 River Sediments*

Total PCB concentrations in river sediment samples ranged from 9.50 mg/kg to 140.06 mg/kg. The highest concentrations of total PCBs (>50 mg/kg) were measured in sediment samples from Stations 039-REP, 039, 048, 23, 33 and 055. Slightly lower concentrations (<50 mg/kg) of total PCBs were measured in sediment samples 016, 028, 040, 049 and 062.

The sites with the highest Total PCB concentration contained the greatest thickness of OL material (Table 2). The relationship between OL and the presence of higher PCB concentrations has been documented within New Bedford Harbor in the past (Morris et al., 2011).

### *3.3.2 Shoreline Sediment*

Total PCB concentrations in the shoreline sediment ranged from 0.07 mg/kg to 15.34 mg/kg. The highest concentration of total PCBs was measured in the soil from Station NWS-37, located on the eastern shore (Figure 3). Historically, this station has exhibited a high degree of variability; in the previous two monitoring events this station has resulted in both the highest and lowest shoreline concentrations of PCBs (Table 4).

All shoreline soils were well within the 25 mg/kg PCB concentration limit for recreational areas, as dictated by the 1998 ROD. Two of four samples located in residential areas (NWS-30W and NWS-42) contained less than 1 mg/kg total PCBs, the target cleanup level for residential land use while two samples were detected at slightly above 1 ppm at 1.28 and 3.88 ppm.

## **3.4 QUALITY ASSURANCE/QUALITY CONTROL SAMPLES**

### *3.4.1 Field Based Quality Control Samples*

Quality assurance/quality control samples were collected in the field to ensure that field methods did not affect the quality of the data. The field replicate sample was analyzed to evaluate the sampling procedure and analytical precision. The replicate sample was within the EPA's acceptance criteria of 50% RPD for soil or sediment.

The equipment blank sample collected from the auger after decontamination between soil sample collections contained 0.00 µg/L of the NOAA 18 PCB congeners (all non-detects).

### *3.4.2 Laboratory Based Quality Control Samples*

Laboratory-based QC results are reported with the sample data in Appendix B of this report. Results from the analysis of laboratory-based QC samples for PCBs were evaluated against the project measurement quality objectives for accuracy and precision, as defined in the project QAPP (Woods Hole Group, 2011). The evaluation is summarized in the QA/QC narrative of the AAL reports (Appendix B). Overall, results from the laboratory-based QC samples for all tests parameters indicate the laboratory methods were in control and the data are usable.

**This page left intentionally blank**



## 4.0 DISCUSSION

Several investigations have been conducted as part of the NWS monitoring program to characterize PCB contamination in the area since remediation activities were conducted in 2002–2003 (TTFW, 2004). A confirmatory sampling event was conducted by Tetra Tech FW, Inc. immediately following remediation in February 2003. ENSR conducted four sampling events in the area to evaluate changes in the PCB concentrations of river sediment that may have occurred due to seasonal influence and/or dredging and other remediation activities. The ENSR sampling events occurred in August 2004, May 2005, September 2005, and January 2006. Additionally, Battelle conducted sampling events in November 2006, November/December 2007, and November/December 2008 to further assess potential recontamination of the NWS area. Woods Hole Group completed similar sampling events in April 2010, 2011 and 2012.

Although a long-term increase in total PCB concentration has been observed since remediation of the NWS area, the long-term monitoring data indicate that total PCB concentrations are spatially and temporally variable in both river and shoreline sediments. The variability of PCB concentrations from station to station and from sampling event to sampling event reflects the highly dynamic nature of the system. Sediment characteristics, hydrodynamic regime, meteorological and anthropogenic factors all play major roles in the suspension and mobilization of contaminants. For instance, storms have occurred when no dredging was taking place (either on a weekend during the dredging season and during non-dredging months) and sediment has been mobilized from active dredge areas to other areas within the estuary.

Annual sediment monitoring will continue at the NWS area as needed to assess the potential for recontamination from the unremediated harbor areas via anthropogenic disturbances and natural sediment transport processes.

### 4.1 RIVER SEDIMENTS

Total PCB concentrations measured in river sediments from the NWS area between 2003 and 2012 are summarized in Table 3. It is important to note that only one of ten river sediment stations (062) sampled in 2012 tested below the 1998 ROD criteria of 10 mg/kg for sediments located north of Coggeshall Street. However, six out of ten sampling stations contain lower concentrations of PCB when compared to April 2011. Not surprisingly, the stations containing the thickest layer of OL corresponded to the stations with the highest concentrations of total PCBs (Morris et al., 2011). Station-specific concentrations by sampling event are plotted in Figure 4.

The lowest concentrations of total PCB in river sediment were measured in 2003, immediately following the remediation of the NWS area in the winter of 2002–2003. A post-remediation increase in total PCB concentrations was observed in 2004; this prompted further evaluation of temporal trends in total PCB concentration of river sediments in the study area. To explore this farther, a system-wide average concentration of Total PCBs for river-based stations (all results from one sampling event averaged into one value) was calculated for each sampling event and compared to the February 2003 event (Figure 5): every sampling event since February 2003 had a larger system-wide

average, from a minimum of 3.7 mg/kg in February 2003 to 50.52 mg/kg in 2012, with a maximum concentration of 67.8 mg/kg in 2011. Averages do not increase year after year, but they are all larger than the samples collected immediately after the Wood Street area was remediated. This temporal trend in Total PCB concentrations in the subaqueous river sediment North of Wood Street suggests that PCBs have been actively transported up-river (tidally) from the known sources of PCB contamination.

Support for the theory of active up-river tidal transport of contaminated sediments is provided by the sediment trap studies performed between 2007 and 2010 in the study area (Battelle, 2009; Woods Hole Group, 2011). The 2007–2008 Battelle study determined that, over that particular period, sediment deposition rates and PCB flux occurred with a seasonal trend; rates increased from late spring to summer, reached a maximum in July–August, and decreased late fall to winter (Battelle, 2009). Furthermore, the study evaluated four sediment traps in the vicinity of the North or Woods Street remediation area. A comparison of the four traps revealed that the trap location (ST-02) just north of the bridge routinely exhibited the highest rate of sedimentation (Battelle, 2009). This result indicates that area just north of the bridge is likely a natural sediment trap caused by the interaction between the fresh Acushnet River discharge and tidally driven salt wedge of New Bedford Harbor. The Battelle study observed PCB concentrations in suspended sediment throughout the year, but that concentrations did coincidentally increase during periods of remediation activity. A sediment trap study performed by the Woods Hole Group in 2010, which was performed with a sediment trap station in a location similar to the Battelle study, also observed a pattern of seasonality in sediment deposition and PCB concentration (Woods Hole Group, 2011). On average, the Woods Hole Group study resulted in higher sediment flux values, however remediation work was focused in locations much closer to the study area when compared to the Battelle study. Both sediment trap studies provide solid indications that sediment and PCBs are actively transported to the NWS area by natural tidal transport processes, and deposited. The two studies also indicate that these processes occur during the active remediation season, *and* during periods of inactivity. In summary, these tidally driven sediment and contaminant transport processes are responsible for the increase fluctuation in total PCB concentrations observed in river stations following the NWS remediation in 2003.

**Table 3. Total PCBs in River Sediments at NWS area**

Station ID	Total PCBs (mg/kg)*										April 2012
	Jan/Feb 2003	Aug 2004	May 2005	Sept 2005	Jan 2006	Nov 2006	Nov/Dec 2007	Nov/Dec 2008	Apr 2010	Apr 2011	
C010-010	6.1 (D)	20	-	81	1	2.4	4.5	2.3	1.2	9.9	-
C010-016	4.6 (D)	13	-	18	16	15	29/30	29	4.8	46.6	16.3
C010-023	8.3 (D)	22	3.8	2	6.6	8.5	23	44/51 <sup>b</sup>	4.3	14.2	53.4
C010-028	0.5 (DU)	63	9.8	0.2	11	18	78	76	11.5	48.27/111.9 <sup>a</sup>	27.7
C010-030E	-	-	-	0.7	88	0.7	0.4	1.1	3	-	-
C010-030W	-	-	-	0.4	5.2	0.2	0.4	1	3.3	-	-
C010-033	0.4 (DU)	64	22	1.1	17	93	120	74	0.2/3.0 <sup>a</sup>	127.6	54.8
C010-038	0.5 (DU)	36	-	4.7	8.6	1.8	68	33	6.6	-	-
C010-039	0.5 (DU)	64	4.6	-	-	13	270	140	8.7	179.2	105.7/140.1 <sup>a</sup>
C0101-040	2.9 (D)	72	79	73	190	47	20	24	9.4	29.9	30.1
C010-048	0.4 (DU)	23	9	-	-	100	43	46	19	55.8	115.5
C010-049	12 (D)	160	36	5.9	3.9	12	25	23/26 <sup>b</sup>	21.1	13	20
C010-055	0.4 (DU)	61	-	7	20	9.6	190	180/150 <sup>a</sup>	5.4	157.3	72.3
C010-062	7.4 (D)	19	-	0.9	1.3	40	23	58	5.1	19.9	9.5

\* - The 1998 ROD clean-up criteria for subtidal sediments and mudflats is 10 mg/kg.

D: result from dilution analysis; U: non detects = detection limit reported (ENSR)

a - result for field replicate sample

b - total PCB result based on homologue analysis

**This page left intentionally blank**

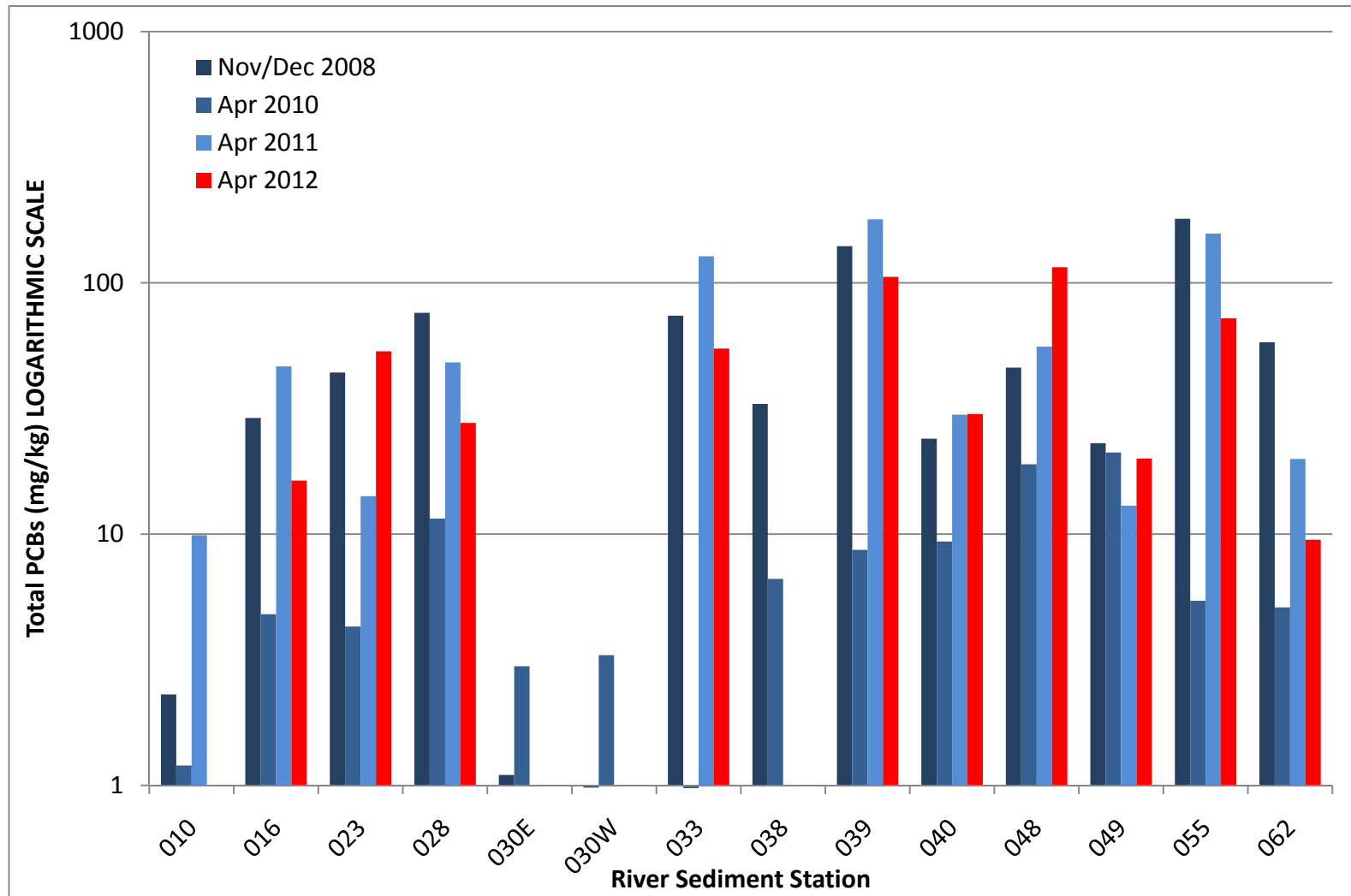
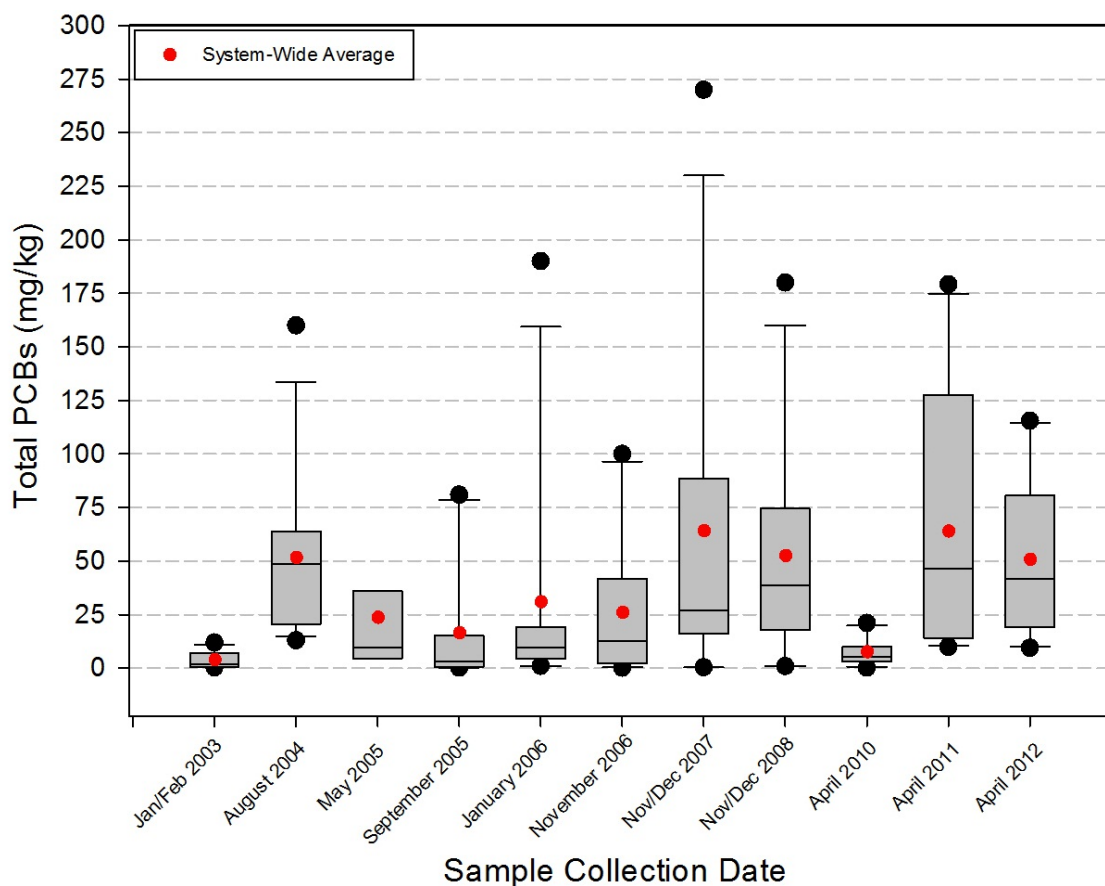


Figure 4. Station specific trends in total PCBs for river sediments in NWS area

**This page left intentionally blank**



**Figure 5. System-wide trends in Total PCB concentration for river stations in NWS area over time.**

#### 4.2 SHORELINE SEDIMENTS

Total PCB concentrations in shoreline sediments are summarized in Table 4 and plotted in Figure 6. Analytical results of PCB concentrations from post-remediation sampling conducted in 2006, 2007, 2008, 2010, 2011 and 2012 suggest that the remediation was effective. The monitoring data indicate that concentrations of total PCBs in shoreline sediments have been uniformly low both spatially and temporally. Total PCB concentrations from 2012 sampling have measured below the 1998 ROD criteria of 25 mg/kg for recreational shoreline land use in the sediment north of Wood Street. Furthermore, two of four samples located in residential areas (NWS-42 and NWS-30W) contained less than 1 mg/kg total PCBs, the 1998 ROD limit for residential areas with the other two slightly above 1 ppm at 1.28 ppm and 3.88 ppm. However, order-of-magnitude changes in shoreline PCB concentrations between 2011 and 2012 were observed at stations NWS-33 NWS-37 and NWS-40 but these concentrations are still below the 1998 ROD criteria of 25 mg/kg for recreational shoreline.

The lower PCB concentrations between shoreline sediments and river sediments may be due to differences in exposure to contaminants transported by tidal currents. Most shoreline stations are located above MHW on the marsh surface and are only flooded during spring tides. Consequently, shoreline stations receive far less exposure to

contaminants than sediments suspended in river water, which reduces the likelihood of recontamination. Conversely, river sediment stations can be exposed to contaminated sediments during every tidal cycle, and have a greater opportunity to accumulate contaminated sediments.

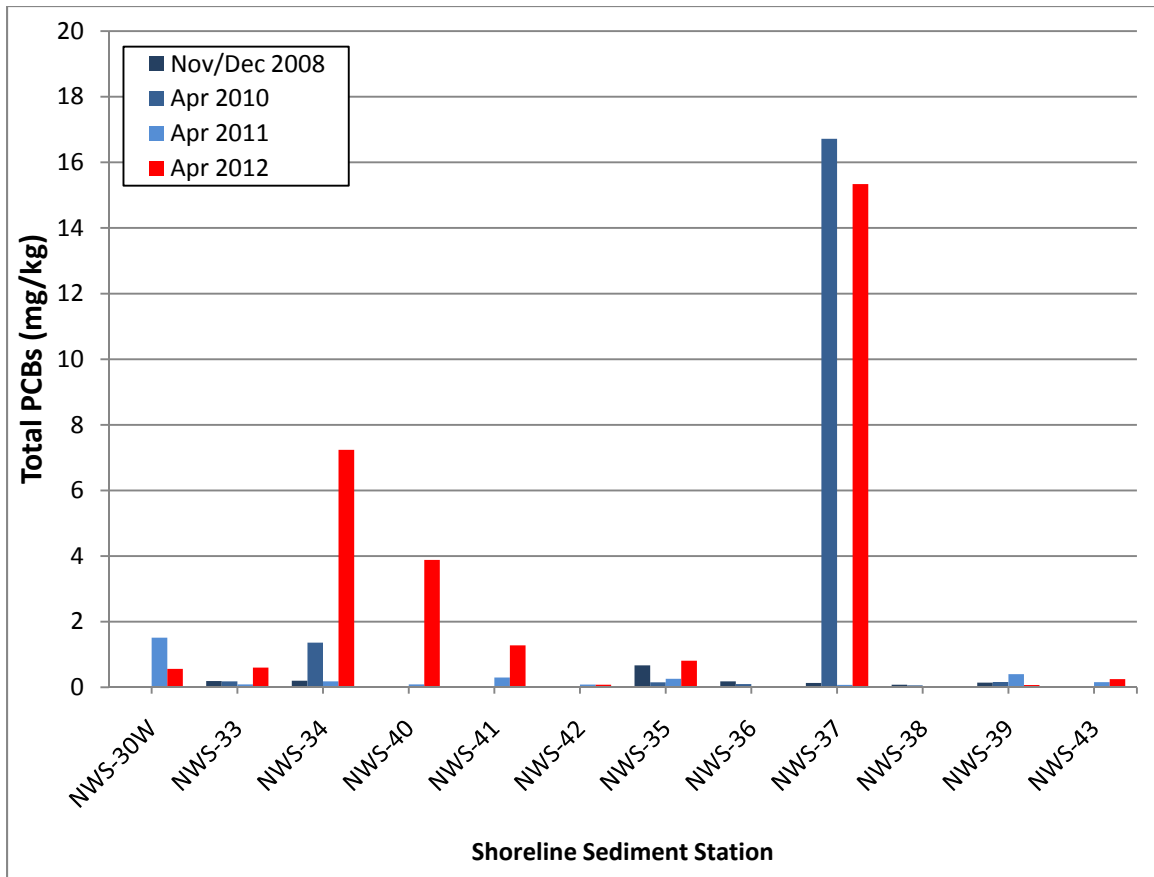
In summary, post-remediation annual sampling of the shoreline sediments fringing the Acushnet River has shown that PCB concentrations have remained near or below the 1998 ROD clean-up criteria for residential (1 mg/kg) areas and recreational (25 mg/kg) areas, respectively (Table 4).

**Table 4. Total PCBs in Shoreline Sediments at NWS Area**

Station ID	Land Use	1998 ROD criteria (mg/kg)	Total PCBs (mg/kg)				
			Nov/Dec 2007	Nov/Dec 2008	Apr 2010	Apr 2011	Apr 2012
<b>Western Shoreline</b>							
NWS-30W	Residential	1	-	-	-	1.51	0.56
NWS-33	Recreational	25	0.089	0.19	0.18	0.09	0.60
NWS-34	Recreational	25	7.4	0.2	1.36	0.18	7.24
NWS-40	Residential	1	-	-	-	0.09	3.88
NWS-41	Residential	1	-	-	-	0.30	1.28
NWS-42	Residential	1	-	-	-	0.08	0.08
<b>Eastern Shoreline</b>							
NWS-35	Recreational	25	0.19	0.67	0.15	0.26	0.81
NWS-36	Recreational	25	0.31	0.18	0.1	-	-
NWS-37	Recreational	25	4.5	0.13	16.72	0.07	15.34
NWS-38	Recreational	25	0.26	0.076	0.06	-	-
NWS-39	Recreational	25	0.035/0.06 <sup>a</sup>	0.14	0.16	0.40	0.07
NWS-43	Recreational	25	-	-	-	0.15	0.25

a – result for field replicate sample





**Figure 6. Station-Specific Trends in Total PCBs for Shoreline Sediments in NWS Area**

**This page left intentionally blank**

## **5.0 REFERENCES**

- Battelle. 2002. Existing Data Management Practices and Recommendations for a Comprehensive Data Management System New Bedford Harbor Superfund Site Operable Unit #1 New Bedford, Massachusetts. Prepared under Contract DACW33-94-D-0002 Task Order No 0017 for the U.S. Army Corps of Engineers New England District, Concord, MA. August.
- Battelle. 2009. Sediment Trap Study Report: Environmental Monitoring, Sampling, and Analysis, New Bedford Harbor Superfund Site, New Bedford, Massachusetts. Prepared under Contract DACW33-03-D-0004 Delivery Order No 0022 for the U.S. Army Corps of Engineers New England District, Concord, MA. March.
- ENSR Corporation. 2004. Field Sampling Plan Addendum New Bedford Harbor Superfund Site. Prepared Under USACE Contract No. DACW33-00-D-0003 Task 010. U.S. Army Corps of Engineers New England District Concord, Massachusetts. August.
- ENSR Corporation. 2006. Progress Sediment Sampling at OMU-2 and OMU-4, Fall 2005. DACW33-00-D-0003. U.S. Army Corps of Engineers New England District Concord, Massachusetts. June.
- Morris, M.W., Rigassio-Smith, A., Cummings, J., and Walsh, D., 2011. Relationship Between Sediment Morphology and PCB Contamination in the Acushnet River, New Bedford, Massachusetts. Proceedings of the Annual International Conference on Soils, Sediments, Water and Energy, vol. 16, Issue 1, Article 5.
- NOAA. 2010. <http://www.hpc.ncep.noaa.gov/discussions/nfdsccl.html>. Storm Summary Message. The Hydrometeorological Prediction Center. Camp Springs, MD.
- Tetra Tech FW, Inc. (TTFW) 2004. North of Wood Street Confirmatory Sampling Report, New Bedford Harbor Superfund Site. August.
- Woods Hole Group. 2012. Environmental Monitoring, Sampling and Analysis Water Quality Monitoring Field Sampling Plan. New Bedford Harbor Superfund Site, New Bedford, MA. Prepared under Contract W912WJ-09-D-0001 Task Order No 0010-03 for the U.S. Army Corps of Engineers New England District, Concord, MA.
- Woods Hole Group. 2011. Environmental Monitoring, Sampling, and Analysis Quality Assurance Project Plan Addendum New Bedford Harbor Superfund Site, New Bedford, Massachusetts. Prepared under Contract DACW33-03-D-0001 Task Order No 0010-03 for the U.S. Army Corps of Engineers New England District, Concord, MA.
- Woods Hole Group, 2011. Sediment Trap Study Summary Report: 2010 Remedial Dredging, OU#1. New Bedford Harbor Superfund Site, New Bedford, MA. Prepared under Contract W912WJ-09-D-0001 Task Order No 0010-03 for the U.S. Army Corps of Engineers New England District, Concord, MA.

**This page left intentionally blank**

**APPENDIX A. NORTH OF WOOD STREET CORE  
PHOTOGRAPHS AND FIELD LOGS**

**This page left intentionally blank**

**APPENDIX B. ALPHA ANALYTICAL LABORATORIES  
REPORTS AND ANALYTICAL DATA**

**This page left intentionally blank**



**APPENDIX C. QUALITY ASSURANCE DATA COMPARISON**

**This page left intentionally blank**

**APPENDIX A. NORTH OF WOOD STREET CORE PHOTOGRAPHS  
AND FIELD LOGS**

**This page left intentionally blank**

**WOODS HOLE GROUP** Project Name: New Bedford Harbor Environmental Monitoring Client: USACE NAE  
 Project #: W912WJ-09-D-0001, Task Order No. 0010  
 Location: New Bedford, MA  
 Chief Scientist: D. Walsh Vessel: George Hampson

Station ID: Ø39 +REP Latitude: 41° 40.728 Core Sample ID: S-12A-C001  
 Collection Date: 4/3/12 Longitude: 70° 55.024 Water Depth (A): 2.5, 2.8 DGS  
 Time Arrive Sta.: 1120 GPS Accuracy: ± 15 Length of Push Core Assembly (B): 7.2, 7.2 DGS  
 Time of Collection: 1124 Logged By: DGS Water Surface to Top of Handle (C): 2.8  
 Time Depart Sta.: \_\_\_\_\_ Length of Core (from bottom) (D): 1.2, 1.4 DGS  
 Collection Equip.: P.C. Tide Elevation (from tide board) (G): \_\_\_\_\_

All measurements are MLLS

**Calculations for Determination of Z\* Elevation**

(G) Elevation of Water Surface (NGVD) (as read from tide board): \_\_\_\_\_

(H) Elevation of the bottom of the core (NGVD): G - (B - C) \_\_\_\_\_

(Z\*) Elevation of visual transition (NGVD): H + (distance to visual transition from bottom of core) \_\_\_\_\_

(I) Elevation of the sediment-water interface as measured from bottom of core (NGVD): H + D \_\_\_\_\_

(L) Elevation of the sediment-water interface as measured from water depth (NGVD): G - A \_\_\_\_\_

(Note if I ≠ L within ±1.0 feet, discard and resample)

**External Description, Date:**

**Internal Core Description, Date:**

Core Length Interval (0' = core top)	Lithology (USCS Code)	Sediment Type/Description	Munsell Color	Consistency	Maximum Particle Size	Odor	Sample IDs
0-1.2	OL	organics, w/ trace fine-medium sand, wet, fluffy w/ visible sheen and light sulfur & Petro smell	5Y 2.5/1	loose	fine-med Sand	Sulfur Petro	S-12A - C001 - 00-0.5  S-12A - C002 - 0.5 - 1.0

**Comments:**  
 1 attempt successful, 1 attempt



**WOODS HOLE GROUP** Project Name: New Bedford Harbor Environmental Monitoring Client: USACE NAE  
 Project #: W912WJ-09-D-0001, Task Order No. 0010  
 Location: New Bedford, MA Chief Scientist: D. Walsh Vessel: George Hampson

Station ID: Ø39-REP Latitude: 41° 40.728 Core Sample ID: S-12A-C001... REP  
 Collection Date: 4/3/12 Longitude: 70° 55.024 Water Depth (A): 2.8  
 Time Arrive Sta.: 1120 GPS Accuracy: ± 15 Length of Push Core Assembly (B): 7.2  
 Time of Collection: 1128 Logged By: DGS Water Surface to Top of Handle (C): ---  
 Time Depart Sta.: \_\_\_\_\_ Length of Core (from bottom) (D): 1.4  
 Collection Equip.: P.C. Tide Elevation (from tide board) (G): \_\_\_\_\_

All measurements are 80.1 feet

**Calculations for Determination of Z\* Elevation**

(G) Elevation of Water Surface (NVGD) (as read from tide board): \_\_\_\_\_

(H) Elevation of the bottom of the core (NGVD):  $G - (B - C)$  \_\_\_\_\_

(Z\*) Elevation of visual transition (NGVD):  $H + (\text{distance to visual transition from bottom of core})$  \_\_\_\_\_

(I) Elevation of the sediment-water interface as measured from bottom of core (NGVD):  $H + D$  \_\_\_\_\_

(J) Elevation of the sediment-water interface as measured from water depth (NGVD):  $G - A$  \_\_\_\_\_

(Note if I ≠ J, within ±1.0 feet, discard and resample)

**External Description, Date:**

**Internal Core Description, Date:**

Core Length Interval (0' = core top)	Lithology (USCS Code)	Sediment Type/Description	Munsell Color	Consistency	Maximum Particle Size	Odor	Sample IDs
0. - 0.9	OL	organics w/ plant material. visible sheen, wet. Trace amounts of fine Sand.	<del>5Y</del> 2.5/2	loose	fine Sand	Petro Sulfur	S-12A-C001-0.0-0.5-REP
0.9-1.4	ML	Silt w/ some angular medium-v. coarse sand. Large pieces of wood and trace amounts of shell wash	5Y 3/2	firm	V. Coarse Sand	Sulfur	S-12A-C001-0.5-1.0-REP

Comments:  
 1 attempt  
 2 analytical samples





**WOODS HOLE GROUP** Project Name: New Bedford Harbor Environmental Monitoring Client: USACE NAE  
 Project #: W912WJ-09-D-0001, Task Order No. 0010  
 Location: New Bedford, MA  
 Chief Scientist: D. Walsh Vessel: George Hampson

Station ID: 023 Latitude: 41° 40.780 Core Sample ID: S-12A-C002  
 Collection Date: 4/3/12 Longitude: 70° 55.020 Water Depth (A): 1.7  
 Time Arrive Sta.: 1043 GPS Accuracy: ± 15 Length of Push Core Assembly (B): 7.2  
 Time of Collection: 1047 Logged By: DGS Water Surface to Top of Handle (C): 4.6  
 Time Depart Sta.: \_\_\_\_\_ Length of Core (from bottom) (D): 0.8  
 Collection Equip.: P.C. Tide Elevation (from tide board) (G): \_\_\_\_\_

All measurements are 0.1 feet

**Calculations for Determination of Z\* Elevation**

(G) Elevation of Water Surface (NVGD) (as read from tide board): \_\_\_\_\_

(H) Elevation of the bottom of the core (NGVD):  $G - (B - C)$  \_\_\_\_\_

(z\*) Elevation of visual transition (NGVD):  $H + (\text{distance to visual transition})$  \_\_\_\_\_

(I) Elevation of the sediment-water interface as measured from bottom of core (NGVD):  $H + D$  \_\_\_\_\_

(J) Elevation of the sediment-water interface as measured from water depth (NGVD):  $G - A$  \_\_\_\_\_

(Note if I ≠ J, within ±1.0 feet, discard and resample)

**External Description, Date:**

**Internal Core Description, Date:**

Core Length Interval (0' = core top)	Lithology (USCS Code)	Sediment Type/Description	Munsell Color	Consistency	Maximum Particle Size	Odor	Sample IDs
0.0-0.3	OL	organics, plant detritus, light brown. wet	5Y 2.5/1	loose	Silt	Sulfur Petro	S-12A-C002-0.0-0.5
0.3-0.8	ML	<sup>EH</sup> silt, well sorted well graded silt w/ sub-rounded v. coarse sand; lithoclast 10mm-50mm. moist semi-cohesive	5Y 8/1	firm	Cobble	None	S-12A-C002-0.5-1.0

**Comments:**

- 1st attempt = 0.8 ft then core barrel buckled, 2nd attempt only 0.5 ft
- Hit refusal after 0.8 ft. , 3rd attempt unsuccessful
- 2 analytical samples



**WOODS HOLE GROUP** Project Name: New Bedford Harbor Environmental Monitoring Client: USACE NAE  
 Project #: W912WJ-09-D-0001, Task Order No. 0010  
 Location: New Bedford, MA  
 Chief Scientist: D. Walsh Vessel: ~~S/S~~ George Hampson

Station ID: Ø16 Latitude: 41° 40.796 Core Sample ID: S-12A-C003  
 Collection Date: 4/3/12 Longitude: 70° 55.027 Water Depth (A): ~~1.3~~ 1.7  
 Time Arrive Sta.: 1006 GPS Accuracy: ~~±15~~ Length of Push Core Assembly (B): 7.2  
 Time of Collection: 1011 Logged By: DGS Water Surface to Top of Handle (C): ~~3.8~~ 4.0  
 Time Depart Sta.: \_\_\_\_\_ Length of Core (from bottom) (D): 0.5  
 Collection Equip.: P.C. Tide Elevation (from tide board) (G): \_\_\_\_\_

All measurements are 20.1 feet

**Calculations for Determination of Z\* Elevation**

(G) Elevation of Water Surface (NGVD) (as read from tide board): \_\_\_\_\_  
 (H) Elevation of the bottom of the core (NGVD):  $G - (B - C)$  \_\_\_\_\_  
 (Z\*) Elevation of visual transition (NGVD):  $H + (\text{distance to visual transition})$  \_\_\_\_\_  
 (I) Elevation of the sediment-water interface as measured from bottom of core (NGVD):  $H + D$  \_\_\_\_\_  
 (J) Elevation of the sediment-water interface as measured from water depth (NGVD):  $G - A$  \_\_\_\_\_


(Note if I ≠ J, within ±1.0 feet, discard and resample)


**External Description, Date:**

**Internal Core Description, Date:**

Core Length Interval (0' = core top)	Lithology (USCS Code)	Sediment Type/Description	Munsell Color	Consistency	Maximum Particle Size	Odor	Sample IDs
0-0.3	SW-SM	Poorly sorted sand with silt, minor platy fragments Sand is coarse, moist	5Y 2.5/1	mod. firm	very coarse sand	light H <sub>2</sub> S	S-12A-C003 -0.0-0.5
0.3-0.5	SM	silty sand, similar to above layer but different color, more silt, sand is coarse, less moist	5Y 3/2	firm	coarse sand	light H <sub>2</sub> S	* not enough material for archive

Comments: → sample lost  
 - first attempt core barrel folded after ~8 inches, 2nd attempt only 0.5 ft  
 - 3rd attempt with core catcher failed.  
 - not enough material for archive 1 analytical sample




 Project Name: New Bedford Harbor Environmental Monitoring Client: USACE NAE  
 Project #: W912WJ-09-D-0001, Task Order No. 0010  
 Location: New Bedford, MA  
 Chief Scientist: D. Walsh Vessel: George Hampson

Station ID: Ø28 Latitude: 41° 40.760 Core Sample ID: S-12A-C004  
 Collection Date: 4/3/12 Longitude: 70° 55.026 Water Depth (A): 1.4  
 Time Arrive Sta.: 1058 GPS Accuracy: ± 15 Length of Push Core Assembly (B): 7.2  
 Time of Collection: 1103 Logged By: DGS Water Surface to Top of Handle (C): 4.2  
 Time Depart Sta.: \_\_\_\_\_ Length of Core (from bottom) (D): 1.3  
 Collection Equip.: P.C. Tide Elevation (from tide board) (G): \_\_\_\_\_

All measurements are 80.1 feet

**Calculations for Determination of Z\* Elevation**

(G) Elevation of Water Surface (NGVD) (as read from tide board): \_\_\_\_\_

(H) Elevation of the bottom of the core (NGVD):  $G - (B - C)$  \_\_\_\_\_

(Z\*) Elevation of visual transition (NGVD):  $H + (\text{distance to visual transition})$  \_\_\_\_\_

(I) Elevation of the sediment-water interface as measured from bottom of core (NGVD):  $H + D$  \_\_\_\_\_

(J) Elevation of the sediment-water interface as measured from water depth (NGVD):  $G - A$  \_\_\_\_\_

(Note if I ≠ J, within ±1.0 feet, discard and resample)

**External Description, Date:**

**Internal Core Description, Date:**

Core Length Interval (0 = core top)	Lithology (USCS Code)	Sediment Type/Description	Munsell Color	Consistency	Maximum Particle Size	Odor	Sample IDs
0-0.2	OL	Organics, plant detritus w/ trace v. fine sand, wet; visible sheen	5Y 2.5/1	Soft	v. fine	Petro	S-12A-C004-0.0-0.5
0.2-0.8	Sm-SW	well graded sand coarse sandy silt, trace plant material	5Y 3/1	Firm	coarse	None	S-12A-C004-0.5-1.0
0.8-1.3	ML	silt w/ trace v. fine sand	5Y 3/1	Firm	v. fine	None	

Comments:  
 - 1 attempt  
 & 2 analytical samples taken





**WOODS HOLE GROUP** Project Name: New Bedford Harbor Environmental Monitoring Client: USACE NAE  
 Project #: W912WJ-09-D-0001, Task Order No. 0010  
 Location: New Bedford, MA Chief Scientist: D. Walsh Vessel: George Hampson

Station ID: Ø33 Latitude: 41° 40.743 Core Sample ID: S-12A-C005  
 Collection Date: 4/3/12 Longitude: 70° 55.022 Water Depth (A): 1.6  
 Time Arrive Sta.: 1108 GPS Accuracy: ± 15 Length of Push Core Assembly (B): 7.2  
 Time of Collection: 1111 Logged By: DGS Water Surface to Top of Handle (C): 4.0  
 Time Depart Sta.: \_\_\_\_\_ Length of Core (from bottom) (D): 1.6  
 Collection Equip.: P.C. Tide Elevation (from tide board) (G): \_\_\_\_\_

All measurements are 85.1 feet

**Calculations for Determination of Z\* Elevation**

(G) Elevation of Water Surface (NVGD) (as read from tide board): \_\_\_\_\_  
 (H) Elevation of the bottom of the core (NGVD):  $G - (B - C)$  \_\_\_\_\_  
 (Z\*) Elevation of visual transition (NGVD):  $H + (\text{distance to visual transition from bottom of core})$  \_\_\_\_\_  
 (I) Elevation of the sediment-water interface as measured from bottom of core (NGVD):  $H + D$  \_\_\_\_\_  
 (L) Elevation of the sediment-water interface as measured from water depth (NGVD):  $G - A$  \_\_\_\_\_


(Note if I ≠ L, within ±1.0 feet, discard and resample)

**External Description, Date:**

**Internal Core Description, Date:**

Core Length Interval (0' = core top)	Lithology (USCS Code)	Sediment Type/Description	Munsell Color	Consistency	Maximum Particle Size	Odor	Sample IDs
0-0.4	OL	organics, plant detritus, trace fine sand, visible Sheen	5Y 2.5/1	Soft	fine sand	Petro	S-12A-C005-0.0-0.5
0.4-0.8	GW-GM	well graded gravel w/ sand and silt sub-angular litho clast ≈ 40mm sharp upper; lower contact	5Y 5/1	Soft	coarse gravel	NONE	S-12A-C005-0.5-1.0
0.9-1.6	SW-SM	well graded silty medium sand w/ alternating beds of	5Y 4/1	firm	medium sand	NONE	

Comments:  
 - 1st attempt successful  
 2 analytical samples taken







Project Name: New Bedford Harbor Environmental Monitoring  
 Project #: W912WJ-09-D-0001, Task Order No. 0010  
 Location: New Bedford, MA  
 Chief Scientist: D. Walsh

Client: USACE NAE

Vessel: George Hampson

Station ID:	<u>040</u>	Latitude:	<u>41° 40.726</u>	Core Sample ID:	<u>S-12A-C006</u>
Collection Date:	<u>4/3/12</u>	Longitude:	<u>77° 55.010</u>	Water Depth (A):	<u>3.4</u>
Time Arrive Sta.:	<u>1136</u>	GPS Accuracy:	<u>± 15</u>	Length of Push Core Assembly (B):	<u>7.2</u>
Time of Collection:	<u>1145</u>	Logged By:	<u>DGS</u>	Water Surface to Top of Handle (C):	<u>2.0</u>
Time Depart Sta.:				Length of Core (from bottom) (D):	<u>1.3</u>
Collection Equip.:	<u>P.C.</u>			Tide Elevation (from tide board) (G):	

All measurements are 85.1 foot

Calculations for Determination of Z\* Elevation

(G) Elevation of Water Surface (NVGD) (as read from tide board): \_\_\_\_\_

(H) Elevation of the bottom of the core (NGVD):  $G - (B - C)$  \_\_\_\_\_

(Z\*) Elevation of visual transition (NGVD):  $H + (\text{distance to visual transition from bottom of core})$  \_\_\_\_\_

(I) Elevation of the sediment-water interface as measured from bottom of core (NGVD):  $H + D$  \_\_\_\_\_

(L) Elevation of the sediment-water interface as measured from water depth (NGVD):  $G - A$  \_\_\_\_\_

(Note if I ≠ L, within ±1.0 feet, discard and resample)


External Description, Date:

Internal Core Description, Date:

Core Length Interval (0' = core top)	Lithology (USCS Code)	Sediment Type/Description	Munsell Color	Consistency	Maximum Particle Size	Odor	Sample IDs
<u>0 - 0.5</u>	<u>SW-SM</u>	<u>well graded med-coarse sand w/ silt interbedded w/ med-coarse sand w/ organics</u> <u>light streaks</u> <sup>EH</sup>	<u>5Y 2.5/1</u>	<u>soft grady to firm</u>	<u>coarse sand</u>	<u>NONE</u>	<u>S-12A-C006-0.0-0.5</u>
<u><del>0.5 - 1.0</del></u> <u>0.5 - 1.3</u>	<u>ML to SW-SM</u>	<u>silt w/ trace fine sand grades into a silty well graded fine sand</u> <u>large coal inclusion @ 0.6'</u>	<u>7.5YR 3/2</u>	<u>firm</u>	<u>med. sand</u>	<u>NONE</u>	<u>S-12A-C006-0.5-1.0</u>

Comments:

- 2 attempts  
2 analytical samples taken



**WOODS HOLE GROUP** Project Name: New Bedford Harbor Environmental Monitoring Client: USACE NAE  
 Project #: W912WJ-09-D-0001, Task Order No. 0010  
 Location: New Bedford, MA Chief Scientist: D. Walsh Vessel: George Hampson

Station ID: 048 Latitude: 41°40.705 Core Sample ID: S-12A-C007  
 Collection Date: 4/3/12 Longitude: 70°55.026 Water Depth (A): 2.2  
 Time Arrive Sta.: 1150 GPS Accuracy: ± 15 Length of Push Core Assembly (B): 7.2  
 Time of Collection: 1158 Logged By: DGS Water Surface to Top of Handle (C): 3.4 2.7  
 Time Depart Sta.: \_\_\_\_\_ Length of Core (from bottom) (D): 1.6  
 Collection Equip.: P.C Tide Elevation (from tide board) (G): \_\_\_\_\_

All measurements are 0.1 foot

**Calculations for Determination of Z\* Elevation**

(G) Elevation of Water Surface (NVGD) (as read from tide board): \_\_\_\_\_  
 (H) Elevation of the bottom of the core (NGVD):  $G - (B - C)$  \_\_\_\_\_  
 (Z\*) Elevation of visual transition (NGVD):  $H + (\text{distance to visual transition from bottom of core})$  \_\_\_\_\_  
 (I) Elevation of the sediment-water interface as measured from bottom of core (NGVD):  $H + D$  \_\_\_\_\_  
 (I<sub>s</sub>) Elevation of the sediment-water interface as measured from water depth (NGVD):  $G - A$  \_\_\_\_\_

(Note if I ≠ I<sub>s</sub>, within ±1.0 feet, discard and resample)


**External Description, Date:**

**Internal Core Description, Date:**

Core Length Interval (0' = core top)	Lithology (USCS Code)	Sediment Type/Description	Munsell Color	Consistency	Maximum Particle Size	Odor	Sample IDs
0-0.9	OL	organics w/ lots of plant detritus and trace med. Sand. visible sheen	<del>2.5Y</del> 5Y 2.5/1	Soft	med Sand	Sulfur Petro	S-12A-C007-0.0-0.5
0.9-1.5	SW-SM	well graded v. coarse sand w/ silt. trace plant detritus and litho clast up to 5mm	5Y 4/1	Firm	gravel	None	S-12A-C007-0.5-1.0
1.5-1.6	ML	silt	10YR 3/1	Firm	Silt	None	

Comments: - 2 attempts  
 3 analytical samples taken

MSMSD = S-12A-C007-0.0-0.5-MSMSD



**WOODS HOLE GROUP** Project Name: New Bedford Harbor Environmental Monitoring Client: USACE NAE  
 Project #: W912WJ-09-D-0001, Task Order No. 0010  
 Location: New Bedford, MA Chief Scientist: D. Walsh Vessel: George Hampson

Station ID: Ø49 Latitude: 41° 40.705 Core Sample ID: S-~~008~~ 12A-C008  
 Collection Date: 4/3/12 Longitude: 70° 55.009 Water Depth (A): 2.3  
 Time Arrive Sta.: 1205 GPS Accuracy: ± 15 Length of Push Core Assembly (B): 7.2  
 Time of Collection: 1209 Logged By: DGS Water Surface to Top of Handle (C): 3.2  
 Time Depart Sta.: \_\_\_\_\_ Length of Core (from bottom) (D): 1.2  
 Collection Equip.: P.C. Tide Elevation (from tide board) (G): \_\_\_\_\_

All measurements are ±0.1 feet

**Calculations for Determination of Z\* Elevation**

(G) Elevation of Water Surface (NGVD) (as read from tide board): \_\_\_\_\_  
 (H) Elevation of the bottom of the core (NGVD): G - (B - C) \_\_\_\_\_  
 (Z\*) Elevation of visual transition (NGVD): H + (distance to visual transition from bottom of core) \_\_\_\_\_  
 (I) Elevation of the sediment-water interface as measured from bottom of core (NGVD): H + D \_\_\_\_\_  
 (I<sub>2</sub>) Elevation of the sediment-water interface as measured from water depth (NGVD): G - A \_\_\_\_\_

(Note if I ≠ I<sub>2</sub> within ±1.0 feet, discard and resample)

**External Description, Date:**

**Internal Core Description, Date:**

Core Length Interval (0' = core top)	Lithology (USCS Code)	Sediment Type/Description	Munsell Color	Consistency	Maximum Particle Size	Odor	Sample IDs
0.0 - 0.1	OL	organics w/ fine medium sand, w/lt light green plant detritus	2.5Y 2.5/1	Soft <del>to</del>	med. Sand	Petro Sulfur	<del>S-12A-</del> C008- 0.0-0.5
0.1 - 1.2	ML	Silt, trace v. fine sand. cohesive. w/ inclusion @ 0.4, litho clast 15mm @ 0.8	2.5Y 3/1	firm	v fine Sand	None	S-12A- C008- 0.5-1.0

Comments:  
 - 1 attempt  
 2 analytical samples taken





**WOODS HOLE GROUP** Project Name: New Bedford Harbor Environmental Monitoring Client: USACE NAE  
 Project #: W912WJ-09-D-0001, Task Order No. 0010  
 Location: New Bedford, MA  
 Chief Scientist: \_\_\_\_\_ Vessel: \_\_\_\_\_

Station ID: Ø55 Latitude: 41° 40.686 Core Sample ID: S-12A-C009  
 Collection Date: 4/3/12 Longitude: 70° 59.014 Water Depth (A): 3.7  
 Time Arrive Sta.: 1214 GPS Accuracy: ± 15 Length of Push Core Assembly (B): 12.2  
 Time of Collection: 1220 Logged By: DGS Water Surface to Top of Handle (C): \_\_\_\_\_  
 Time Depart Sta.: \_\_\_\_\_ Length of Core (from bottom) (D): 1.3  
 Collection Equip.: P.C. Tide Elevation (from tide board) (G): \_\_\_\_\_

All measurements are 20.1 feet

**Calculations for Determination of Z\* Elevation**

(G) Elevation of Water Surface (NGVD) (as read from tide board): \_\_\_\_\_  
 (H) Elevation of the bottom of the core (NGVD): G - (B - C) \_\_\_\_\_  
 (Z\*) Elevation of visual transition (NGVD): H + (distance to visual transition from bottom of core) \_\_\_\_\_  
 (I) Elevation of the sediment-water interface as measured from bottom of core (NGVD): H + D \_\_\_\_\_  
 (L) Elevation of the sediment-water interface as measured from water depth (NGVD): G - A \_\_\_\_\_

(Note if I ≠ L, within ±1.0 feet, discard and resample)

**External Description, Date:**

**Internal Core Description, Date:**

Core Length Interval (0' = core top)	Lithology (USCS Code)	Sediment Type/Description	Munsell Color	Consistency	Maximum Particle Size	Odor	Sample IDs
0.0 - 0.3	OL	organics, trace v. fines, plant debris, wet	5Y 2.5/1	Soft	v. fine Sand	Light Petroleum	S-12A- C009- 0.0-0.5
0.3 - 1.3	ML	silt w/ some fine - coarse sand well graded large bio clast @ 0.5 - 1.1	5Y 3/2	firm	coarse Sand	None	S-12A- C009- 0.5-1.0

**Comments:**  
 -1 attempt  
 2 analytical samples taken





**WOODS HOLE GROUP** Project Name: New Bedford Harbor Environmental Monitoring Client: USACE NAE  
 Project #: W912WJ-09-D-0001, Task Order No. 0010  
 Location: New Bedford, MA  
 Chief Scientist: D. Stratt Vessel: George Hampson

Station ID: 062 Latitude: 41°40.669 Core Sample ID: S-12A-C010  
 Collection Date: 4/3/12 Longitude: 70°54.990 Water Depth (A): 2.2  
 Time Arrive Sta.: 1226 GPS Accuracy: ± 15 Length of Push Core Assembly (B): 7.2  
 Time of Collection: 1230 Logged By: DGS Water Surface to Top of Handle (C): 3.1  
 Time Depart Sta.: \_\_\_\_\_ Length of Core (from bottom) (D): DGS 4.12  
 Collection Equip.: P.C. Tide Elevation (from tide board) (G): \_\_\_\_\_

All measurements are to 0.1 foot

Calculations for Determination of Z\* Elevation

(G) Elevation of Water Surface (NVGD) (as read from tide board): \_\_\_\_\_  
 (H) Elevation of the bottom of the core (NGVD): G - (B - C) \_\_\_\_\_  
 (z\*) Elevation of visual transition (NGVD): H + (distance to visual transition from bottom of core) \_\_\_\_\_  
 (I) Elevation of the sediment-water interface as measured from bottom of core (NGVD): H + D \_\_\_\_\_  
 (I<sub>2</sub>) Elevation of the sediment-water interface as measured from water depth (NGVD): G - A \_\_\_\_\_

(Note if I ≠ I<sub>2</sub> within ±1.0 feet, discard and resample)

External Description, Date:

Internal Core Description, Date:

Core Length Interval (0' = core top)	Lithology (USCS Code)	Sediment Type/Description	Munsell Color	Consistency	Maximum Particle Size	Odor	Sample IDs
0.0 - 0.1	DL	organics, trace coarse sand, plant detritus, light sheen	<del>2.5Y</del> 5Y 2.5/1	Soft	Coarse Sand	Petro	<del>S-12A-C010</del> S-12A-C010-0.0-0.5
0.1 - 1.2	ML	well graded silt w/ some fine-course sand lense of wood? gravel @ 0.4 lense of coarse sand @ 0.7; 1.0	5Y 4/1	Firm	gravel	None	S-12A-C010-0.5-1.0

Comments:  
 - 1 attempt





Project Name: New Bedford Harbor Environmental Monitoring

Client: USACE NAE

Project #: W912WJ-09-D-0001, Task Order No. 0010

Location: New Bedford, MA

Chief Scientist: Dave Walsh

Vessel: George Hanson

Station ID:	<u>Ø1Ø</u>	Latitude:	_____	Core Sample ID:	_____
Collection Date:	<u>4/3/12</u>	Longitude:	_____	Water Depth (A):	<u>1.4</u>
Time Arrive Sta.:	<u>0948</u>	GPS Accuracy:	<u>± 15</u>	Length of Push Core Assembly (B):	<u>7.2</u>
Time of Collection:	_____	Logged By:	<u>DGS</u>	Water Surface to Top of Handle (C):	_____
Time Depart Sta.:	_____			Length of Core (from bottom) (D):	_____
Collection Equip.:	<u>P.C.</u>			Tide Elevation (from tide board) (G):	_____

All measurements are ±0.1 feet

Calculations for Determination of Z\* Elevation

(G) Elevation of Water Surface (NVGD) (as read from tide board): \_\_\_\_\_

(H) Elevation of the bottom of the core (NGVD): G - (B - C) \_\_\_\_\_

(z\*) Elevation of visual transition (NGVD): H + (distance to visual transition from bottom of core) \_\_\_\_\_

(I) Elevation of the sediment-water interface as measured from bottom of core (NGVD): H + D \_\_\_\_\_

(L) Elevation of the sediment-water interface as measured from water depth (NGVD): G - A \_\_\_\_\_

(Note if I ≠ L, within ±1.0 feet, discard and resample)

External Description, Date:

Internal Core Description, Date:

Core Length Interval (0' = core top)	Lithology (USCS Code)	Sediment Type/Description	Munsell Color	Consistency	Maximum Particle Size	Odor	Sample IDs

Comments:

- 3 attempts, including with core catcher: all failed. Core barrel collapses  
 - sediment is very coarse → gravel and cobbles with sand, will not stay in  
 core barrel 4/4 - 4 more attempts made to recover core. w/o success.  
 bottom is scoured gravel, ~~highly~~

Example of Core location 010 recovery



**WOODS HOLE GROUP** Project Name: New Bedford Harbor Environmental Monitoring Client: USACE NAE  
 Project #: W912WJ-09-D-0001, Task Order No. 0010  
 Location: New Bedford, MA  
 Chief Scientist: \_\_\_\_\_ Vessel: \_\_\_\_\_

Station ID: NWS-40 Latitude: 41° 40.708 Core Sample ID: S-12A-C011  
 Collection Date: 4/4/12 Longitude: 70° 55.044 Water Depth (A): \_\_\_\_\_  
 Time Arrive Sta.: 1010 GPS Accuracy: ± 1.5 Length of Push Core Assembly (B): \_\_\_\_\_  
 Time of Collection: 1015 Logged By: DGS Water Surface to Top of Handle (C): \_\_\_\_\_  
 Time Depart Sta.: \_\_\_\_\_ Length of Core (from bottom) (D): \_\_\_\_\_  
 Collection Equip.: auger Tide Elevation (from tide board) (G): \_\_\_\_\_

All measurements are 0.1 foot

**Calculations for Determination of Z\* Elevation**

(G) Elevation of Water Surface (NGVD) (as read from tide board): \_\_\_\_\_  
 (H) Elevation of the bottom of the core (NGVD):  $G - (B - C)$  \_\_\_\_\_  
 (z\*) Elevation of visual transition (NGVD):  $H + (\text{distance to visual transition from bottom of core})$  \_\_\_\_\_  
 (I) Elevation of the sediment-water interface as measured from bottom of core (NGVD):  $H + D$  \_\_\_\_\_  
 (J) Elevation of the sediment-water interface as measured from water depth (NGVD):  $G - A$  \_\_\_\_\_

(Note if I ≠ J, within ±1.0 feet, discard and resample)

**External Description, Date:**

**Internal Core Description, Date:**

Core Length Interval (0' = core top)	Lithology (USCS Code)	Sediment Type/Description	Munsell Color	Consistency	Maximum Particle Size	Odor	Sample IDs
0-0.5		Sandy silt, Sand is coarse					
0.5-1.0		Silt with sand and gravel high sand content, Sand is <del>very</del> coarse					

Comments:  
 - 2 analytical samples



Project Name: New Bedford Harbor Environmental Monitoring  
 Project #: W912WJ-09-D-0001, Task Order No. 0010  
 Location: New Bedford, MA  
 Chief Scientist: \_\_\_\_\_

Client: USACE NAE

Vessel: \_\_\_\_\_

Station ID: NWS-41 Latitude: 41° 40.727 Core Sample ID: S-12A-C012  
 Collection Date: 4/4/12 Longitude: 70° 55.041 Water Depth (A): \_\_\_\_\_  
 Time Arrive Sta.: 1028 GPS Accuracy: ±15 Length of Push Core Assembly (B): \_\_\_\_\_  
 Time of Collection: 1030 Logged By: \_\_\_\_\_ Water Surface to Top of Handle (C): \_\_\_\_\_  
 Time Depart Sta.: \_\_\_\_\_ Length of Core (from bottom) (D): \_\_\_\_\_  
 Collection Equip.: Auger Tide Elevation (from tide board) (G): \_\_\_\_\_

All measurements are 25.1 feet

Calculations for Determination of Z\* Elevation

(G) Elevation of Water Surface (NGVD) (as read from tide board): \_\_\_\_\_  
 (H) Elevation of the bottom of the core (NGVD):  $G - (B - C)$  \_\_\_\_\_  
 (Z\*) Elevation of visual transition (NGVD):  $H + (\text{distance to visual transition from bottom of core})$  \_\_\_\_\_  
 (I) Elevation of the sediment-water interface as measured from bottom of core (NGVD):  $H + D$  \_\_\_\_\_  
 (J) Elevation of the sediment-water interface as measured from water depth (NGVD):  $G - A$  \_\_\_\_\_

(Note if I ≠ J within ±1.0 feet, discard and resample)

External Description, Date:

Internal Core Description, Date:

Core Length Interval (0' = core top)	Lithology (USCS Code)	Sediment Type/Description	Munsell Color	Consistency	Maximum Particle Size	Odor	Sample IDs
0-0.5	ML	Silt with sand, medium sand content sand is very coarse					
0.5-1.0	ML	Sandy silt, trace pebbles sand is very coarse					

Comments:

- 2 analytical samples + QA



**WOODS HOLE GROUP** Project Name: New Bedford Harbor Environmental Monitoring Client: USACE NAE  
 Project #: W912WJ-09-D-0001, Task Order No. 0010  
 Location: New Bedford, MA Chief Scientist: \_\_\_\_\_ Vessel: \_\_\_\_\_

Station ID: NWS-30w Latitude: 41° 40.749 Core Sample ID: S-12A-CO-13  
 Collection Date: 4/4/12 Longitude: 70° 55.034 Water Depth (A): \_\_\_\_\_  
 Time Arrive Sta.: 1038 GPS Accuracy: ± 15 Length of Push Core Assembly (B): \_\_\_\_\_  
 Time of Collection: 1040 Logged By: DGS Water Surface to Top of Handle (C): \_\_\_\_\_  
 Time Depart Sta.: \_\_\_\_\_ Length of Core (from bottom) (D): \_\_\_\_\_  
 Collection Equip.: auger Tide Elevation (from tide board) (G): \_\_\_\_\_

All measurements are 10.1 feet

**Calculations for Determination of Z\* Elevation**

(G) Elevation of Water Surface (NVGD) (as read from tide board): \_\_\_\_\_  
 (H) Elevation of the bottom of the core (NGVD):  $G - (B - C)$  \_\_\_\_\_  
 (z\*) Elevation of visual transition (NGVD):  $H + (\text{distance to visual transition from bottom of core})$  \_\_\_\_\_  
 (I) Elevation of the sediment-water interface as measured from bottom of core (NGVD):  $H + D$  \_\_\_\_\_  
 (I<sub>2</sub>) Elevation of the sediment-water interface as measured from water depth (NGVD):  $G - A$  \_\_\_\_\_

(Note if I ≠ I<sub>2</sub> within ±1.0 feet, discard and resample)

**External Description, Date:**

**Internal Core Description, Date:**

Core Length Interval (0' = core top)	Lithology (USCS Code)	Sediment Type/Description	Munsell Color	Consistency	Maximum Particle Size	Odor	Sample IDs
0. - 0.5		Silt with sand and organics (roots), sand is coarse to medium					
0.5-1.0		Silty sand, some organics, sand is medium to coarse					

Comments:  
 ~ 2 analytical samples



Project Name: New Bedford Harbor Environmental Monitoring  
 Project #: W912WJ-09-D-0001, Task Order No. 0010  
 Location: New Bedford, MA  
 Chief Scientist: D. Stuart

Client: USACE NAE

Vessel: *George Thompson*

Station ID: *NWS-42* Latitude: *41° 40.766* Core Sample ID: *S-12A-C014*  
 Collection Date: *4/4/12* Longitude: *70° 55.042* Water Depth (A): \_\_\_\_\_  
 Time Arrive Sta.: *1055* GPS Accuracy: *± 15* Length of Push Core Assembly (B): \_\_\_\_\_  
 Time of Collection: *1100* Logged By: *DGS* Water Surface to Top of Handle (C): \_\_\_\_\_  
 Time Depart Sta.: \_\_\_\_\_ Length of Core (from bottom) (D): \_\_\_\_\_  
 Collection Equip.: *auger* Tide Elevation (from tide board) (G): \_\_\_\_\_

All measurements are 1/8" feet

Calculations for Determination of Z\* Elevation

(G) Elevation of Water Surface (NGVD) (as read from tide board): \_\_\_\_\_

(H) Elevation of the bottom of the core (NGVD):  $G - (B - C)$  \_\_\_\_\_

(z\*) Elevation of visual transition (NGVD):  $H + (\text{distance to visual transition from bottom of core})$  \_\_\_\_\_

(I) Elevation of the sediment-water interface as measured from bottom of core (NGVD):  $H + D$  \_\_\_\_\_

(L) Elevation of the sediment-water interface as measured from water depth (NGVD):  $G - A$  \_\_\_\_\_

(Note if I  $\neq$  L, within  $\pm 1.0$  feet, discard and resample)

External Description, Date:

Internal Core Description, Date:

Core Length Interval (0 = core top)	Lithology (USCS Code)	Sediment Type/Description	Munsell Color	Consistency	Maximum Particle Size	Odor	Sample IDs
<i>0-0.5</i>		<i>Sandy silt with organics, high sand content; sand is medium to coarse</i>					
<i>0.5-1.0</i>		<i>silty sand with some organics, sand is medium to very coarse</i>					

Comments:

*2 analytical samples*





Project Name: New Bedford Harbor Environmental Monitoring  
 Project #: W912WJ-09-D-0001, Task Order No. 0010  
 Location: New Bedford, MA  
 Chief Scientist: \_\_\_\_\_

Client: USACE NAE

Vessel: \_\_\_\_\_

Station ID: NWS-34 Latitude: 41° 40.796 Core Sample ID: S-12A-C015  
 Collection Date: 4/4/12 Longitude: 70° 55.042 Water Depth (A): \_\_\_\_\_  
 Time Arrive Sta.: 1110 GPS Accuracy: ±15 Length of Push Core Assembly (B): \_\_\_\_\_  
 Time of Collection: 1115 Logged By: DGS Water Surface to Top of Handle (C): \_\_\_\_\_  
 Time Depart Sta.: \_\_\_\_\_ Length of Core (from bottom) (D): \_\_\_\_\_  
 Collection Equip.: auger Tide Elevation (from tide board) (G): \_\_\_\_\_

All measurements are 55.1 foot

Calculations for Determination of Z\* Elevation

(G) Elevation of Water Surface (NGVD) (as read from tide board): \_\_\_\_\_

(H) Elevation of the bottom of the core (NGVD):  $G - (B - C)$  \_\_\_\_\_

(Z\*) Elevation of visual transition (NGVD):  $H + (\text{distance to visual transition from bottom of core})$  \_\_\_\_\_

(I) Elevation of the sediment-water interface as measured from bottom of core (NGVD):  $H + D$  \_\_\_\_\_

(L) Elevation of the sediment-water interface as measured from water depth (NGVD):  $G - A$  \_\_\_\_\_

(Note if I  $\neq$  L, within  $\pm 1.0$  feet, discard and resample)

External Description, Date:

Internal Core Description, Date:

Core Length Interval (0 = core top)	Lithology (USCS Code)	Sediment Type/Description	Munsell Color	Consistency	Maximum Particle Size	Odor	Sample IDs
0-0.5		Sandy silt with organics (roots), sand is very coarse to coarse, trace gravel					
0.5-1.0		Silt with some sand, some organics, medium sand, medium sand content					

Comments:

- 2 analytical samples



Project Name: New Bedford Harbor Environmental Monitoring  
 Project #: W912WJ-09-D-0001, Task Order No. 0010  
 Location: New Bedford, MA  
 Chief Scientist: \_\_\_\_\_

Client: USACE NAE

Vessel: \_\_\_\_\_

Station ID: NWS-33 Latitude: 41° 40.815 Core Sample ID: S-12A-C016  
 Collection Date: 4/4/12 Longitude: 70° 55.040 Water Depth (A): \_\_\_\_\_  
 Time Arrive Sta.: 1125 GPS Accuracy: ±15 Length of Push Core Assembly (B): \_\_\_\_\_  
 Time of Collection: 1130 Logged By: DGS Water Surface to Top of Handle (C): \_\_\_\_\_  
 Time Depart Sta.: \_\_\_\_\_ Length of Core (from bottom) (D): \_\_\_\_\_  
 Collection Equip.: auger Tide Elevation (from tide board) (G): \_\_\_\_\_

All measurements are 20.1 feet

Calculations for Determination of Z\* Elevation

(G) Elevation of Water Surface (NGVD) (as read from tide board): \_\_\_\_\_

(H) Elevation of the bottom of the core (NGVD):  $G - (B - C)$  \_\_\_\_\_

(Z\*) Elevation of visual transition (NGVD):  $H + (\text{distance to visual transition from bottom of core})$  \_\_\_\_\_

(I) Elevation of the sediment-water interface as measured from bottom of core (NGVD):  $H + D$  \_\_\_\_\_

(J) Elevation of the sediment-water interface as measured from water depth (NGVD):  $G - A$  \_\_\_\_\_

(Note if I  $\neq$  J, within  $\pm 1.0$  feet, discard and resample)

External Description, Date:

Internal Core Description, Date:

Core Length Interval (0' = core top)	Lithology (USCS Code)	Sediment Type/Description	Munsell Color	Consistency	Maximum Particle Size	Odor	Sample IDs
0-0.5		Silt with sand and many organics (roots), sand is medium, low sand content					
0.5-1.0		Silt with sand and some organics, medium-high sand content, sand is coarse					

Comments:

= 2 analytical samples

**WOODS HOLE GROUP** Project Name: New Bedford Harbor Environmental Monitoring Client: USACE NAE  
 Project #: W912WJ-09-D-0001, Task Order No. 0010  
 Location: New Bedford, MA Chief Scientist: Vessel:  
 Station ID: NWS-37 Latitude: 41° 40.754 Core Sample ID: S-12A-C017  
 Collection Date: 4/4/12 Longitude: 70° 54.998 Water Depth (A): \_\_\_\_\_  
 Time Arrive Sta.: 1310 GPS Accuracy: ± 15 Length of Push Core Assembly (B): \_\_\_\_\_  
 Time of Collection: 1315 Logged By: DGS Water Surface to Top of Handle (C): \_\_\_\_\_  
 Time Depart Sta.: \_\_\_\_\_ Length of Core (from bottom) (D): \_\_\_\_\_  
 Collection Equip.: Auger Tide Elevation (from tide board) (G): \_\_\_\_\_

All measurements are 20.1 feet

**Calculations for Determination of Z\* Elevation**

(G) Elevation of Water Surface (NGVD) (as read from tide board): \_\_\_\_\_

(H) Elevation of the bottom of the core (NGVD):  $G - (B - C)$  \_\_\_\_\_

(z\*) Elevation of visual transition (NGVD):  $H + (\text{distance to visual transition from bottom of core})$  \_\_\_\_\_

(I) Elevation of the sediment-water interface as measured from bottom of core (NGVD):  $H + D$  \_\_\_\_\_

(I<sub>2</sub>) Elevation of the sediment-water interface as measured from water depth (NGVD):  $G - A$  \_\_\_\_\_

(Note if I ≠ I<sub>2</sub> within ±1.0 feet, discard and resample)

**External Description, Date:**

**Internal Core Description, Date:**

Core Length Interval (0' = core top)	Lithology (USCS Code)	Sediment Type/Description	Munsell Color	Consistency	Maximum Particle Size	Odor	Sample IDs
0-0.5		Silt with low - medium sand content, sand is medium to coarse many organics					
0.5-1.0		Silt with low sand content, few organics, medium sand, more wet than above					

Comments:  
 - 2 analytical samples



Project Name: New Bedford Harbor Environmental Monitoring  
 Project #: W912WJ-09-D-0001, Task Order No. 0010  
 Location: New Bedford, MA  
 Chief Scientist: \_\_\_\_\_

Client: USACE NAE

Vessel: \_\_\_\_\_

Station ID: NWS-35 Latitude: 41° 40.765 Core Sample ID: S-12A-C018  
 Collection Date: 4/4/12 Longitude: 70° 55.003 Water Depth (A): \_\_\_\_\_  
 Time Arrive Sta.: 1320 GPS Accuracy: ±15 Length of Push Core Assembly (B): \_\_\_\_\_  
 Time of Collection: 1325 Logged By: DGS Water Surface to Top of Handle (C): \_\_\_\_\_  
 Time Depart Sta.: \_\_\_\_\_ Length of Core (from bottom) (D): \_\_\_\_\_  
 Collection Equip.: auger Tide Elevation (from tide board) (G): \_\_\_\_\_

All measurements are 20.1 foot

Calculations for Determination of Z\* Elevation

(G) Elevation of Water Surface (NGVD) (as read from tide board): \_\_\_\_\_

(H) Elevation of the bottom of the core (NGVD):  $G - (B - C)$  \_\_\_\_\_

(z\*) Elevation of visual transition (NGVD):  $H + (\text{distance to visual transition from bottom of core})$  \_\_\_\_\_

(I) Elevation of the sediment-water interface as measured from bottom of core (NGVD):  $H + D$  \_\_\_\_\_

(I<sub>2</sub>) Elevation of the sediment-water interface as measured from water depth (NGVD):  $G - A$  \_\_\_\_\_

(Note if I ≠ I<sub>2</sub>, within ±1.0 feet, discard and resample)

External Description, Date:

Internal Core Description, Date:

Core Length Interval (0 = core top)	Lithology (USCS Code)	Sediment Type/Description	Munsell Color	Consistency	Maximum Particle Size	Odor	Sample IDs
0-0.5		Silt with low sand content, sand is medium moist					
0.5-1.0		Silty sand, <del>fine</del> medium to very coarse sand, trace gravel					

Comments:

~ 2 analyzed samples

**WOODS HOLE GROUP** Project Name: New Bedford Harbor Environmental Monitoring Client: USACE NAE  
 Project #: W912WJ-09-D-0001, Task Order No. 0010  
 Location: New Bedford, MA Vessel:  
 Chief Scientist:

Station ID: NWS-39 Latitude: 41° 40.777 Core Sample ID: S-12A-C019  
 Collection Date: 4/4/12 Longitude: 70° 35.003 Water Depth (A): \_\_\_\_\_  
 Time Arrive Sta.: 1335 GPS Accuracy: ±15 Length of Push Core Assembly (B): \_\_\_\_\_  
 Time of Collection: 1340 Logged By: DGS Water Surface to Top of Handle (C): \_\_\_\_\_  
 Time Depart Sta.: \_\_\_\_\_ Length of Core (from bottom) (D): \_\_\_\_\_  
 Collection Equip.: Auger Tide Elevation (from tide board) (G): \_\_\_\_\_

All measurements are 15.3 feet

**Calculations for Determination of Z\* Elevation**

(G) Elevation of Water Surface (NGVD) (as read from tide board): \_\_\_\_\_  
 (H) Elevation of the bottom of the core (NGVD):  $G - (B - C)$  \_\_\_\_\_  
 (z\*) Elevation of visual transition (NGVD):  $H + (\text{distance to visual transition from bottom of core})$  \_\_\_\_\_  
 (I) Elevation of the sediment-water interface as measured from bottom of core (NGVD):  $H + D$  \_\_\_\_\_  
 (I<sub>2</sub>) Elevation of the sediment-water interface as measured from water depth (NGVD):  $G - A$  \_\_\_\_\_

(Note if I ≠ I<sub>2</sub> within ±1.0 feet, discard and resample)

**External Description, Date:**

**Internal Core Description, Date:**

Core Length Interval (0' = core top)	Lithology (USCS Code)	Sediment Type/Description	Munsell Color	Consistency	Maximum Particle Size	Odor	Sample IDs
0-0.5		Sandy silt with organics, medium to very coarse sand					
0.5-1.0		silty sand with gravel, very coarse sand no organics					

Comments:  
 - 2 analytical samples



Project Name: New Bedford Harbor Environmental Monitoring  
 Project #: W912WJ-09-D-0001, Task Order No. 0010  
 Location: New Bedford, MA  
 Chief Scientist: D. Stuart

Client: USACE NAE

Vessel: George Hampson

Station ID:	<u>MWS-43</u>	Latitude:	<u>41° 40.807</u>	Core Sample ID:	<u>S-12A-C020</u>
Collection Date:	<u>4/4/12</u>	Longitude:	<u>70° 55.017</u>	Water Depth (A):	_____
Time Arrive Sta.:	<u>1410</u>	GPS Accuracy:	<u>± 15</u>	Length of Push Core Assembly (B):	_____
Time of Collection:	<u>1415</u>	Logged By:	<u>DGS</u>	Water Surface to Top of Handle (C):	_____
Time Depart Sta.:	_____			Length of Core (from bottom) (D):	_____
Collection Equip.:	<u>auger</u>			Tide Elevation (from tide board) (G):	_____

All measurements are 10.1 feet

Calculations for Determination of Z\* Elevation

(G) Elevation of Water Surface (NGVD) (as read from tide board):	_____
(H) Elevation of the bottom of the core (NGVD): $G - (B - C)$	_____
(Z*) Elevation of visual transition (NGVD): $H + (\text{distance to visual transition from bottom of core})$	_____
(I) Elevation of the sediment-water interface as measured from bottom of core (NGVD): $H + D$	_____
(I <sub>2</sub> ) Elevation of the sediment-water interface as measured from water depth (NGVD): $G - A$	_____

(Note if I ≠ I<sub>2</sub> within ±1.0 feet, discard and resample)

External Description, Date:

\_\_\_\_\_

Internal Core Description, Date:

Core Length Interval (0' = core top)	Lithology (USCS Code)	Sediment Type/Description	Munsell Color	Consistency	Maximum Particle Size	Odor	Sample IDs
<u>0-0.5</u>		<u>Sandy silt with many organics and trace fine gravel, sand is medium to coarse</u>					
<u>0.5-1.0</u>		<u>sandy silt with trace fine gravel, similar to above, more wet than above</u>					

Comments:  
2 analytical samples

**APPENDIX B. ALPHA ANALYTICAL LABORATORIES  
REPORTS AND ANALYTICAL DATA**

**This page left intentionally blank**





## ANALYTICAL REPORT

Lab Number:	L1205880
Client:	Woods Hole Group 81 Technology Park Drive East Falmouth, MA 02536
ATTN:	Dave Walsh
Phone:	(508) 540-8080
Project Name:	NORTH OF WOOD ST ANNUAL SAMP
Project Number:	TO-0010-04
Report Date:	04/19/12

The original project report/data package is held by Alpha Analytical. This report/data package is paginated and should be reproduced only in its entirety. Alpha Analytical holds no responsibility for results and/or data that are not consistent with the original.

Certifications & Approvals: NY (11627), CT (PH-0141), NH (2206), NJ NELAP (MA015), RI (LAO00299), PA (68-02089), LA NELAP (03090), FL (E87814), TX (T104704419), WA (C954), DOD (L2217.01), USDA (Permit #P330-11-00109), US Army Corps of Engineers.

---

320 Forbes Boulevard, Mansfield, MA 02048-1806  
508-822-9300 (Fax) 508-822-3288 800-624-9220 - [www.alphalab.com](http://www.alphalab.com)

**Project Name:** NORTH OF WOOD ST ANNUAL SAMP  
**Project Number:** TO-0010-04

**Lab Number:** L1205880  
**Report Date:** 04/19/12

Alpha Sample ID	Client ID	Sample Location	Collection Date/Time
L1205880-01	S-12A-C001-0.0-0.5	NEW BEDFORD, MA	04/03/12 11:24
L1205880-02	S-12A-C001-0.0-0.5 REP	NEW BEDFORD, MA	04/03/12 11:28
L1205880-03	S-12A-C002-0.0-0.5	NEW BEDFORD, MA	04/03/12 10:47
L1205880-04	S-12A-C003-0.0-0.5	NEW BEDFORD, MA	04/03/12 10:11
L1205880-05	S-12A-C004-0.0-0.5	NEW BEDFORD, MA	04/03/12 11:03
L1205880-06	S-12A-C005-0.0-0.5	NEW BEDFORD, MA	04/03/12 11:11
L1205880-07	S-12A-C006-0.0-0.5	NEW BEDFORD, MA	04/03/12 11:45
L1205880-08	S-12A-C007-0.0-0.5	NEW BEDFORD, MA	04/03/12 11:58
L1205880-09	S-12A-C008-0.0-0.5	NEW BEDFORD, MA	04/03/12 12:09
L1205880-10	S-12A-C009-0.0-0.5	NEW BEDFORD, MA	04/03/12 12:20
L1205880-11	S-12A-C010-0.0-0.5	NEW BEDFORD, MA	04/03/12 12:30
L1205880-12	S-12A-C011-0.0-0.5	NEW BEDFORD, MA	04/04/12 10:15
L1205880-13	S-12A-C012-0.0-0.5	NEW BEDFORD, MA	04/04/12 10:30
L1205880-14	S-12A-C013-0.0-0.5	NEW BEDFORD, MA	04/04/12 10:40
L1205880-15	S-12A-C014-0.0-0.5	NEW BEDFORD, MA	04/04/12 11:00
L1205880-16	S-12A-C015-0.0-0.5	NEW BEDFORD, MA	04/04/12 11:15
L1205880-17	S-12A-C016-0.0-0.5	NEW BEDFORD, MA	04/04/12 11:30
L1205880-18	S-12A-C017-0.0-0.5	NEW BEDFORD, MA	04/04/12 13:15
L1205880-19	S-12A-C018-0.0-0.5	NEW BEDFORD, MA	04/04/12 13:25
L1205880-20	S-12A-C019-0.0-0.5	NEW BEDFORD, MA	04/04/12 13:40
L1205880-21	S-12A-C020-0.0-0.5	NEW BEDFORD, MA	04/04/12 14:15
L1205880-22	EB-040412-01	NEW BEDFORD, MA	04/04/12 14:30

**Project Name:** NORTH OF WOOD ST ANNUAL SAMP  
**Project Number:** TO-0010-04

**Lab Number:** L1205880  
**Report Date:** 04/19/12

### Case Narrative

The samples were received in accordance with the Chain of Custody and no significant deviations were encountered during the preparation or analysis unless otherwise noted. Sample Receipt, Container Information, and the Chain of Custody are located at the back of the report.

Results contained within this report relate only to the samples submitted under this Alpha Lab Number and meet all of the requirements of NELAC, for all NELAC accredited parameters. The data presented in this report is organized by parameter (i.e. VOC, SVOC, etc.). Sample specific Quality Control data (i.e. Surrogate Spike Recovery) is reported at the end of the target analyte list for each individual sample, followed by the Laboratory Batch Quality Control at the end of each parameter. If a sample was re-analyzed or re-extracted due to a required quality control corrective action and if both sets of data are reported, the Laboratory ID of the re-analysis or re-extraction is designated with an "R" or "RE", respectively. When multiple Batch Quality Control elements are reported (e.g. more than one LCS), the associated samples for each element are noted in the grey shaded header line of each data table. Any Laboratory Batch, Sample Specific % recovery or RPD value that is outside the listed Acceptance Criteria is bolded in the report. Performance criteria for CAM and RCP methods allow for some LCS compound failures to occur and still be within method compliance. In these instances, the specific failures are not narrated but are noted in the associated QC table. This information is also incorporated in the Data Usability format for our Data Merger tool where it can be reviewed along with any associated usability implications. Soil/sediments, solids and tissues are reported on a dry weight basis unless otherwise noted. Definitions of all data qualifiers and acronyms used in this report are provided in the Glossary located at the back of the report.

In reference to questions H (CAM) or 4 (RCP) when "NO" is checked, the performance criteria for CAM and RCP methods allow for some quality control failures to occur and still be within method compliance. In these instances the specific failure is not narrated but noted in the associated QC table. The information is also incorporated in the Data Usability format of our Data Merger tool where it can be reviewed along with any associated usability implications.

Please see the associated ADEx data file for a comparison of laboratory reporting limits that were achieved with the regulatory Numerical Standards requested on the Chain of Custody.

Please contact Client Services at 800-624-9220 with any questions.

---

#### Sample Receipt

Sediment samples were received intact and frozen on April 4, 2012. The samples were placed in frozen storage and removed on April 9, 2012 for initial percent solids and then placed in refrigerated storage. Samples were removed from refrigerated storage on April 11, 2012 when they were removed to extract samples for PCB Congener analysis and analyze for air-dried percent solids.

**Project Name:** NORTH OF WOOD ST ANNUAL SAMP  
**Project Number:** TO-0010-04

**Lab Number:** L1205880  
**Report Date:** 04/19/12

### Case Narrative (continued)

#### PCB Congeners by GC/ECD

The PCB Congener analysis was performed utilizing dual column confirmation with the higher of the two values reported. Technical judgment was employed in the case of an observed interference. In each case that interference was observed on one column, the value from the opposite column was reported regardless of whether it was the higher or lower value.

L1205880-01 through 21, except for samples -15 and 20 which were analyzed straight have elevated detection limits due to the dilutions required by the elevated concentrations of target compounds in the samples.

The WG528538-4/-5 MS/MSD recoveries, performed on L1205880-08, are outside the acceptance criteria for CI3-BZ#18 (MS 0%), CI3-BZ#28 (6%)/(159%), CI4-BZ#52 (MS 0%); however, the associated LCS/LCSD recoveries are within criteria. No further action was required.

I, the undersigned, attest under the pains and penalties of perjury that, to the best of my knowledge and belief and based upon my personal inquiry of those responsible for providing the information contained in this analytical report, such information is accurate and complete. This certificate of analysis is not complete unless this page accompanies any and all pages of this report.

Authorized Signature:  Cynthia McQueen

Title: Technical Director/Representative

Date: 04/19/12

# ORGANICS

# PCBS

**Project Name:** NORTH OF WOOD ST ANNUAL SAMP  
**Project Number:** TO-0010-04

**Lab Number:** L1205880  
**Report Date:** 04/19/12

**SAMPLE RESULTS**

Lab ID: L1205880-01  
 Client ID: S-12A-C001-0.0-0.5  
 Sample Location: NEW BEDFORD, MA  
 Matrix: Sediment  
 Analytical Method: 1,8082  
 Analytical Date: 04/16/12 18:50  
 Analyst: AW  
 Percent Solids: 95%

Date Collected: 04/03/12 11:24  
 Date Received: 04/05/12  
 Field Prep: Not Specified  
 Extraction Method: EPA 3540C  
 Extraction Date: 04/12/12 15:55  
 Cleanup Method1: EPA 3630  
 Cleanup Date1: 04/13/12

Parameter	Result	Qualifier	Units	RL	MDL	Dilution Factor
PCB Congeners (NOAA List) - Mansfield Lab						
CI2-BZ#8	2130		ug/kg	693	--	200
CI3-BZ#18	4930		ug/kg	693	--	200
CI4-BZ#66	3500		ug/kg	693	--	200
CI6-BZ#138	1560		ug/kg	693	--	200
CI6-BZ#128	ND		ug/kg	693	--	200
CI7-BZ#180	ND		ug/kg	693	--	200
CI7-BZ#170	ND		ug/kg	693	--	200
CI8-BZ#195	ND		ug/kg	693	--	200
CI9-BZ#206	ND		ug/kg	693	--	200
CI10-BZ#209	ND		ug/kg	693	--	200

Surrogate	% Recovery	Qualifier	Acceptance Criteria
DBOB	88		30-150
BZ 198	88		30-150

**Project Name:** NORTH OF WOOD ST ANNUAL SAMP  
**Project Number:** TO-0010-04

**Lab Number:** L1205880  
**Report Date:** 04/19/12

**SAMPLE RESULTS**

Lab ID: L1205880-01  
 Client ID: S-12A-C001-0.0-0.5  
 Sample Location: NEW BEDFORD, MA  
 Matrix: Sediment  
 Analytical Method: 1,8082  
 Analytical Date: 04/16/12 18:50  
 Analyst: AW  
 Percent Solids: 95%

Date Collected: 04/03/12 11:24  
 Date Received: 04/05/12  
 Field Prep: Not Specified  
 Extraction Method: EPA 3540C  
 Extraction Date: 04/12/12 15:55  
 Cleanup Method1: EPA 3630  
 Cleanup Date1: 04/13/12

Parameter	Result	Qualifier	Units	RL	MDL	Dilution Factor
<b>PCB Congeners (NOAA List) - Mansfield Lab</b>						
CI3-BZ#28	9150		ug/kg	693	--	200
CI4-BZ#52	9600		ug/kg	693	--	200
CI4-BZ#44	3240		ug/kg	693	--	200
CI5-BZ#101	2580		ug/kg	693	--	200
CI5-BZ#118	1770		ug/kg	693	--	200
CI6-BZ#153	2180		ug/kg	693	--	200
CI5-BZ#105	ND		ug/kg	693	--	200
CI7-BZ#187	ND		ug/kg	693	--	200
DBOB	88			30-150		
BZ 198	88			30-150		



**Project Name:** NORTH OF WOOD ST ANNUAL SAMP  
**Project Number:** TO-0010-04

**Lab Number:** L1205880  
**Report Date:** 04/19/12

**SAMPLE RESULTS**

Lab ID: L1205880-02  
 Client ID: S-12A-C001-0.0-0.5 REP  
 Sample Location: NEW BEDFORD, MA  
 Matrix: Sediment  
 Analytical Method: 1,8082  
 Analytical Date: 04/17/12 21:19  
 Analyst: AW  
 Percent Solids: 96%

Date Collected: 04/03/12 11:28  
 Date Received: 04/05/12  
 Field Prep: Not Specified  
 Extraction Method: EPA 3540C  
 Extraction Date: 04/12/12 15:55  
 Cleanup Method1: EPA 3630  
 Cleanup Date1: 04/13/12

Parameter	Result	Qualifier	Units	RL	MDL	Dilution Factor
PCB Congeners (NOAA List) - Mansfield Lab						
CI2-BZ#8	3090		ug/kg	685	--	500
CI3-BZ#18	7520		ug/kg	685	--	500
CI4-BZ#66	4310		ug/kg	685	--	500
CI5-BZ#118	2170		ug/kg	685	--	500
CI6-BZ#138	1960		ug/kg	685	--	500
CI6-BZ#128	ND		ug/kg	685	--	500
CI7-BZ#180	ND		ug/kg	685	--	500
CI7-BZ#170	ND		ug/kg	685	--	500
CI8-BZ#195	ND		ug/kg	685	--	500
CI9-BZ#206	ND		ug/kg	685	--	500
CI10-BZ#209	ND		ug/kg	685	--	500

Surrogate	% Recovery	Qualifier	Acceptance Criteria
DBOB	96		30-150
BZ 198	98		30-150

**Project Name:** NORTH OF WOOD ST ANNUAL SAMP**Lab Number:** L1205880**Project Number:** TO-0010-04**Report Date:** 04/19/12**SAMPLE RESULTS**

**Lab ID:** L1205880-02  
**Client ID:** S-12A-C001-0.0-0.5 REP  
**Sample Location:** NEW BEDFORD, MA  
**Matrix:** Sediment  
**Analytical Method:** 1,8082  
**Analytical Date:** 04/17/12 21:19  
**Analyst:** AW  
**Percent Solids:** 96%

**Date Collected:** 04/03/12 11:28  
**Date Received:** 04/05/12  
**Field Prep:** Not Specified  
**Extraction Method:** EPA 3540C  
**Extraction Date:** 04/12/12 15:55  
**Cleanup Method1:** EPA 3630  
**Cleanup Date1:** 04/13/12

Parameter	Result	Qualifier	Units	RL	MDL	Dilution Factor
PCB Congeners (NOAA List) - Mansfield Lab						
CI3-BZ#28	11700		ug/kg	685	--	500
CI4-BZ#52	12800		ug/kg	685	--	500
CI4-BZ#44	4520		ug/kg	685	--	500
CI5-BZ#101	3110		ug/kg	685	--	500
CI6-BZ#153	2690		ug/kg	685	--	500
CI5-BZ#105	ND		ug/kg	685	--	500
CI7-BZ#187	ND		ug/kg	685	--	500

DBOB	96	30-150
BZ 198	98	30-150

**Project Name:** NORTH OF WOOD ST ANNUAL SAMP**Lab Number:** L1205880**Project Number:** TO-0010-04**Report Date:** 04/19/12**SAMPLE RESULTS**

Lab ID: L1205880-03  
 Client ID: S-12A-C002-0.0-0.5  
 Sample Location: NEW BEDFORD, MA  
 Matrix: Sediment  
 Analytical Method: 1,8082  
 Analytical Date: 04/16/12 20:18  
 Analyst: AW  
 Percent Solids: 98%

Date Collected: 04/03/12 10:47  
 Date Received: 04/05/12  
 Field Prep: Not Specified  
 Extraction Method: EPA 3540C  
 Extraction Date: 04/12/12 15:55  
 Cleanup Method1: EPA 3630  
 Cleanup Date1: 04/13/12

Parameter	Result	Qualifier	Units	RL	MDL	Dilution Factor
<b>PCB Congeners (NOAA List) - Mansfield Lab</b>						
CI2-BZ#8	1270		ug/kg	337	--	100
CI3-BZ#18	3110		ug/kg	337	--	100
CI4-BZ#66	1810		ug/kg	337	--	100
CI5-BZ#118	886		ug/kg	337	--	100
CI6-BZ#138	684		ug/kg	337	--	100
CI6-BZ#128	ND		ug/kg	337	--	100
CI7-BZ#180	ND		ug/kg	337	--	100
CI7-BZ#170	ND		ug/kg	337	--	100
CI8-BZ#195	ND		ug/kg	337	--	100
CI9-BZ#206	ND		ug/kg	337	--	100
CI10-BZ#209	ND		ug/kg	337	--	100

Surrogate	% Recovery	Qualifier	Acceptance Criteria
DBOB	85		30-150
BZ 198	90		30-150

**Project Name:** NORTH OF WOOD ST ANNUAL SAMP**Lab Number:** L1205880**Project Number:** TO-0010-04**Report Date:** 04/19/12**SAMPLE RESULTS**

**Lab ID:** L1205880-03  
**Client ID:** S-12A-C002-0.0-0.5  
**Sample Location:** NEW BEDFORD, MA  
**Matrix:** Sediment  
**Analytical Method:** 1,8082  
**Analytical Date:** 04/16/12 20:18  
**Analyst:** AW  
**Percent Solids:** 98%

**Date Collected:** 04/03/12 10:47  
**Date Received:** 04/05/12  
**Field Prep:** Not Specified  
**Extraction Method:** EPA 3540C  
**Extraction Date:** 04/12/12 15:55  
**Cleanup Method1:** EPA 3630  
**Cleanup Date1:** 04/13/12

Parameter	Result	Qualifier	Units	RL	MDL	Dilution Factor
PCB Congeners (NOAA List) - Mansfield Lab						
CI3-BZ#28	4370		ug/kg	337	--	100
CI4-BZ#52	4540		ug/kg	337	--	100
CI4-BZ#44	1650		ug/kg	337	--	100
CI5-BZ#101	1220		ug/kg	337	--	100
CI6-BZ#153	1010		ug/kg	337	--	100
CI5-BZ#105	ND		ug/kg	337	--	100
CI7-BZ#187	ND		ug/kg	337	--	100

DBOB	85	30-150
BZ 198	90	30-150

**Project Name:** NORTH OF WOOD ST ANNUAL SAMP**Lab Number:** L1205880**Project Number:** TO-0010-04**Report Date:** 04/19/12**SAMPLE RESULTS**

Lab ID: L1205880-04  
 Client ID: S-12A-C003-0.0-0.5  
 Sample Location: NEW BEDFORD, MA  
 Matrix: Sediment  
 Analytical Method: 1,8082  
 Analytical Date: 04/16/12 21:01  
 Analyst: AW  
 Percent Solids: 99%

Date Collected: 04/03/12 10:11  
 Date Received: 04/05/12  
 Field Prep: Not Specified  
 Extraction Method: EPA 3540C  
 Extraction Date: 04/12/12 15:55  
 Cleanup Method1: EPA 3630  
 Cleanup Date1: 04/13/12

Parameter	Result	Qualifier	Units	RL	MDL	Dilution Factor
<b>PCB Congeners (NOAA List) - Mansfield Lab</b>						
CI2-BZ#8	502		ug/kg	131	--	100
CI3-BZ#18	1080		ug/kg	131	--	100
CI4-BZ#66	497		ug/kg	131	--	100
CI5-BZ#118	217		ug/kg	131	--	100
CI5-BZ#105	ND		ug/kg	131	--	100
CI6-BZ#138	193		ug/kg	131	--	100
CI7-BZ#187	ND		ug/kg	131	--	100
CI6-BZ#128	ND		ug/kg	131	--	100
CI7-BZ#180	ND		ug/kg	131	--	100
CI7-BZ#170	ND		ug/kg	131	--	100
CI8-BZ#195	ND		ug/kg	131	--	100
CI9-BZ#206	ND		ug/kg	131	--	100
CI10-BZ#209	ND		ug/kg	131	--	100

DBOB 85 30-150  
 BZ 198 79 30-150

**Project Name:** NORTH OF WOOD ST ANNUAL SAMP  
**Project Number:** TO-0010-04

**Lab Number:** L1205880  
**Report Date:** 04/19/12

**SAMPLE RESULTS**

Lab ID: L1205880-04  
 Client ID: S-12A-C003-0.0-0.5  
 Sample Location: NEW BEDFORD, MA  
 Matrix: Sediment  
 Analytical Method: 1,8082  
 Analytical Date: 04/16/12 21:01  
 Analyst: AW  
 Percent Solids: 99%

Date Collected: 04/03/12 10:11  
 Date Received: 04/05/12  
 Field Prep: Not Specified  
 Extraction Method: EPA 3540C  
 Extraction Date: 04/12/12 15:55  
 Cleanup Method1: EPA 3630  
 Cleanup Date1: 04/13/12

Parameter	Result	Qualifier	Units	RL	MDL	Dilution Factor
PCB Congeners (NOAA List) - Mansfield Lab						
CI3-BZ#28	1430		ug/kg	131	--	100
CI4-BZ#52	1350		ug/kg	131	--	100
CI4-BZ#44	486		ug/kg	131	--	100
CI5-BZ#101	287		ug/kg	131	--	100
CI6-BZ#153	237		ug/kg	131	--	100

Surrogate	% Recovery	Qualifier	Acceptance Criteria
DBOB	85		30-150
BZ 198	79		30-150

**Project Name:** NORTH OF WOOD ST ANNUAL SAMP**Lab Number:** L1205880**Project Number:** TO-0010-04**Report Date:** 04/19/12**SAMPLE RESULTS**

**Lab ID:** L1205880-05  
**Client ID:** S-12A-C004-0.0-0.5  
**Sample Location:** NEW BEDFORD, MA  
**Matrix:** Sediment  
**Analytical Method:** 1,8082  
**Analytical Date:** 04/16/12 21:45  
**Analyst:** AW  
**Percent Solids:** 98%

**Date Collected:** 04/03/12 11:03  
**Date Received:** 04/05/12  
**Field Prep:** Not Specified  
**Extraction Method:** EPA 3540C  
**Extraction Date:** 04/12/12 15:55  
**Cleanup Method1:** EPA 3630  
**Cleanup Date1:** 04/13/12

Parameter	Result	Qualifier	Units	RL	MDL	Dilution Factor
<b>PCB Congeners (NOAA List) - Mansfield Lab</b>						
CI2-BZ#8	654		ug/kg	133	--	100
CI3-BZ#18	1540		ug/kg	133	--	100
CI4-BZ#66	910		ug/kg	133	--	100
CI5-BZ#118	434		ug/kg	133	--	100
CI6-BZ#138	362		ug/kg	133	--	100
CI6-BZ#128	ND		ug/kg	133	--	100
CI7-BZ#180	ND		ug/kg	133	--	100
CI7-BZ#170	ND		ug/kg	133	--	100
CI8-BZ#195	ND		ug/kg	133	--	100
CI9-BZ#206	ND		ug/kg	133	--	100
CI10-BZ#209	ND		ug/kg	133	--	100

Surrogate	% Recovery	Qualifier	Acceptance Criteria
BZ 198	79		30-150
DBOB	84		30-150

**Project Name:** NORTH OF WOOD ST ANNUAL SAMP  
**Project Number:** TO-0010-04

**Lab Number:** L1205880  
**Report Date:** 04/19/12

**SAMPLE RESULTS**

Lab ID: L1205880-05  
 Client ID: S-12A-C004-0.0-0.5  
 Sample Location: NEW BEDFORD, MA  
 Matrix: Sediment  
 Analytical Method: 1,8082  
 Analytical Date: 04/16/12 21:45  
 Analyst: AW  
 Percent Solids: 98%

Date Collected: 04/03/12 11:03  
 Date Received: 04/05/12  
 Field Prep: Not Specified  
 Extraction Method: EPA 3540C  
 Extraction Date: 04/12/12 15:55  
 Cleanup Method1: EPA 3630  
 Cleanup Date1: 04/13/12

Parameter	Result	Qualifier	Units	RL	MDL	Dilution Factor
PCB Congeners (NOAA List) - Mansfield Lab						
CI3-BZ#28	2360		ug/kg	133	--	100
CI4-BZ#52	2420		ug/kg	133	--	100
CI4-BZ#44	817		ug/kg	133	--	100
CI5-BZ#101	633		ug/kg	133	--	100
CI6-BZ#153	532		ug/kg	133	--	100
CI5-BZ#105	ND		ug/kg	133	--	100
CI7-BZ#187	ND		ug/kg	133	--	100

Surrogate	% Recovery	Qualifier	Acceptance Criteria
BZ 198	79		30-150
DBOB	84		30-150



**Project Name:** NORTH OF WOOD ST ANNUAL SAMP**Lab Number:** L1205880**Project Number:** TO-0010-04**Report Date:** 04/19/12**SAMPLE RESULTS**

**Lab ID:** L1205880-06  
**Client ID:** S-12A-C005-0.0-0.5  
**Sample Location:** NEW BEDFORD, MA  
**Matrix:** Sediment  
**Analytical Method:** 1,8082  
**Analytical Date:** 04/16/12 22:29  
**Analyst:** AW  
**Percent Solids:** 98%

**Date Collected:** 04/03/12 11:11  
**Date Received:** 04/05/12  
**Field Prep:** Not Specified  
**Extraction Method:** EPA 3540C  
**Extraction Date:** 04/12/12 15:55  
**Cleanup Method1:** EPA 3630  
**Cleanup Date1:** 04/13/12

Parameter	Result	Qualifier	Units	RL	MDL	Dilution Factor
<b>PCB Congeners (NOAA List) - Mansfield Lab</b>						
CI2-BZ#8	1330		ug/kg	337	--	100
CI3-BZ#18	2180		ug/kg	337	--	100
CI4-BZ#66	1830		ug/kg	337	--	100
CI6-BZ#138	782		ug/kg	337	--	100
CI6-BZ#128	ND		ug/kg	337	--	100
CI7-BZ#180	ND		ug/kg	337	--	100
CI7-BZ#170	ND		ug/kg	337	--	100
CI8-BZ#195	ND		ug/kg	337	--	100
CI9-BZ#206	ND		ug/kg	337	--	100
CI10-BZ#209	ND		ug/kg	337	--	100

Surrogate	% Recovery	Qualifier	Acceptance Criteria
DBOB	86		30-150
BZ 198	91		30-150

**Project Name:** NORTH OF WOOD ST ANNUAL SAMP**Lab Number:** L1205880**Project Number:** TO-0010-04**Report Date:** 04/19/12**SAMPLE RESULTS**

**Lab ID:** L1205880-06  
**Client ID:** S-12A-C005-0.0-0.5  
**Sample Location:** NEW BEDFORD, MA  
**Matrix:** Sediment  
**Analytical Method:** 1,8082  
**Analytical Date:** 04/16/12 22:29  
**Analyst:** AW  
**Percent Solids:** 98%

**Date Collected:** 04/03/12 11:11  
**Date Received:** 04/05/12  
**Field Prep:** Not Specified  
**Extraction Method:** EPA 3540C  
**Extraction Date:** 04/12/12 15:55  
**Cleanup Method1:** EPA 3630  
**Cleanup Date1:** 04/13/12

Parameter	Result	Qualifier	Units	RL	MDL	Dilution Factor
PCB Congeners (NOAA List) - Mansfield Lab						
CI3-BZ#28	4770		ug/kg	337	--	100
CI4-BZ#52	5160		ug/kg	337	--	100
CI4-BZ#44	1810		ug/kg	337	--	100
CI5-BZ#101	1240		ug/kg	337	--	100
CI5-BZ#118	882		ug/kg	337	--	100
CI6-BZ#153	1080		ug/kg	337	--	100
CI5-BZ#105	ND		ug/kg	337	--	100
CI7-BZ#187	ND		ug/kg	337	--	100

DBOB	86	30-150
BZ 198	91	30-150

**Project Name:** NORTH OF WOOD ST ANNUAL SAMP**Lab Number:** L1205880**Project Number:** TO-0010-04**Report Date:** 04/19/12**SAMPLE RESULTS**

**Lab ID:** L1205880-07  
**Client ID:** S-12A-C006-0.0-0.5  
**Sample Location:** NEW BEDFORD, MA  
**Matrix:** Sediment  
**Analytical Method:** 1,8082  
**Analytical Date:** 04/16/12 23:13  
**Analyst:** AW  
**Percent Solids:** 99%

**Date Collected:** 04/03/12 11:45  
**Date Received:** 04/05/12  
**Field Prep:** Not Specified  
**Extraction Method:** EPA 3540C  
**Extraction Date:** 04/12/12 15:55  
**Cleanup Method1:** EPA 3630  
**Cleanup Date1:** 04/13/12

Parameter	Result	Qualifier	Units	RL	MDL	Dilution Factor
<b>PCB Congeners (NOAA List) - Mansfield Lab</b>						
CI2-BZ#8	724		ug/kg	331	--	100
CI3-BZ#18	1270		ug/kg	331	--	100
CI4-BZ#66	856		ug/kg	331	--	100
CI5-BZ#118	397		ug/kg	331	--	100
CI6-BZ#138	420		ug/kg	331	--	100
CI7-BZ#187	ND		ug/kg	331	--	100
CI6-BZ#128	ND		ug/kg	331	--	100
CI7-BZ#180	ND		ug/kg	331	--	100
CI7-BZ#170	ND		ug/kg	331	--	100
CI8-BZ#195	ND		ug/kg	331	--	100
CI9-BZ#206	ND		ug/kg	331	--	100
CI10-BZ#209	ND		ug/kg	331	--	100

Surrogate	% Recovery	Qualifier	Acceptance Criteria
DBOB	76		30-150
BZ 198	84		30-150

**Project Name:** NORTH OF WOOD ST ANNUAL SAMP**Lab Number:** L1205880**Project Number:** TO-0010-04**Report Date:** 04/19/12**SAMPLE RESULTS**

**Lab ID:** L1205880-07  
**Client ID:** S-12A-C006-0.0-0.5  
**Sample Location:** NEW BEDFORD, MA  
**Matrix:** Sediment  
**Analytical Method:** 1,8082  
**Analytical Date:** 04/16/12 23:13  
**Analyst:** AW  
**Percent Solids:** 99%

**Date Collected:** 04/03/12 11:45  
**Date Received:** 04/05/12  
**Field Prep:** Not Specified  
**Extraction Method:** EPA 3540C  
**Extraction Date:** 04/12/12 15:55  
**Cleanup Method1:** EPA 3630  
**Cleanup Date1:** 04/13/12

Parameter	Result	Qualifier	Units	RL	MDL	Dilution Factor
PCB Congeners (NOAA List) - Mansfield Lab						
CI3-BZ#28	2650		ug/kg	331	--	100
CI4-BZ#52	3030		ug/kg	331	--	100
CI4-BZ#44	1080		ug/kg	331	--	100
CI5-BZ#101	569		ug/kg	331	--	100
CI6-BZ#153	567		ug/kg	331	--	100
CI5-BZ#105	ND		ug/kg	331	--	100
DBOB	76			30-150		
BZ 198	84			30-150		

**Project Name:** NORTH OF WOOD ST ANNUAL SAMP  
**Project Number:** TO-0010-04

**Lab Number:** L1205880  
**Report Date:** 04/19/12

**SAMPLE RESULTS**

Lab ID: L1205880-08  
 Client ID: S-12A-C007-0.0-0.5  
 Sample Location: NEW BEDFORD, MA  
 Matrix: Sediment  
 Analytical Method: 1,8082  
 Analytical Date: 04/16/12 23:56  
 Analyst: AW  
 Percent Solids: 96%

Date Collected: 04/03/12 11:58  
 Date Received: 04/05/12  
 Field Prep: Not Specified  
 Extraction Method: EPA 3540C  
 Extraction Date: 04/12/12 15:55  
 Cleanup Method1: EPA 3630  
 Cleanup Date1: 04/13/12

Parameter	Result	Qualifier	Units	RL	MDL	Dilution Factor
<b>PCB Congeners (NOAA List) - Mansfield Lab</b>						
CI2-BZ#8	2520		ug/kg	684	--	200
CI3-BZ#18	5650		ug/kg	684	--	200
CI4-BZ#66	3550		ug/kg	684	--	200
CI6-BZ#138	1520		ug/kg	684	--	200
CI6-BZ#128	ND		ug/kg	684	--	200
CI7-BZ#180	ND		ug/kg	684	--	200
CI7-BZ#170	ND		ug/kg	684	--	200
CI8-BZ#195	ND		ug/kg	684	--	200
CI9-BZ#206	ND		ug/kg	684	--	200
CI10-BZ#209	ND		ug/kg	684	--	200

Surrogate	% Recovery	Qualifier	Acceptance Criteria
DBOB	106		30-150
BZ 198	100		30-150

**Project Name:** NORTH OF WOOD ST ANNUAL SAMP**Lab Number:** L1205880**Project Number:** TO-0010-04**Report Date:** 04/19/12**SAMPLE RESULTS**

**Lab ID:** L1205880-08  
**Client ID:** S-12A-C007-0.0-0.5  
**Sample Location:** NEW BEDFORD, MA  
**Matrix:** Sediment  
**Analytical Method:** 1,8082  
**Analytical Date:** 04/16/12 23:56  
**Analyst:** AW  
**Percent Solids:** 96%

**Date Collected:** 04/03/12 11:58  
**Date Received:** 04/05/12  
**Field Prep:** Not Specified  
**Extraction Method:** EPA 3540C  
**Extraction Date:** 04/12/12 15:55  
**Cleanup Method1:** EPA 3630  
**Cleanup Date1:** 04/13/12

Parameter	Result	Qualifier	Units	RL	MDL	Dilution Factor
PCB Congeners (NOAA List) - Mansfield Lab						
CI3-BZ#28	10700		ug/kg	684	--	200
CI4-BZ#52	10400		ug/kg	684	--	200
CI4-BZ#44	3690		ug/kg	684	--	200
CI5-BZ#101	2520		ug/kg	684	--	200
CI5-BZ#118	1740		ug/kg	684	--	200
CI6-BZ#153	2120		ug/kg	684	--	200
CI5-BZ#105	ND		ug/kg	684	--	200
CI7-BZ#187	ND		ug/kg	684	--	200

DBOB	106	30-150
BZ 198	100	30-150

**Project Name:** NORTH OF WOOD ST ANNUAL SAMP  
**Project Number:** TO-0010-04

**Lab Number:** L1205880  
**Report Date:** 04/19/12

**SAMPLE RESULTS**

Lab ID: L1205880-09  
 Client ID: S-12A-C008-0.0-0.5  
 Sample Location: NEW BEDFORD, MA  
 Matrix: Sediment  
 Analytical Method: 1,8082  
 Analytical Date: 04/17/12 03:35  
 Analyst: AW  
 Percent Solids: 94%

Date Collected: 04/03/12 12:09  
 Date Received: 04/05/12  
 Field Prep: Not Specified  
 Extraction Method: EPA 3540C  
 Extraction Date: 04/12/12 15:55  
 Cleanup Method1: EPA 3630  
 Cleanup Date1: 04/13/12

Parameter	Result	Qualifier	Units	RL	MDL	Dilution Factor
<b>PCB Congeners (NOAA List) - Mansfield Lab</b>						
CI2-BZ#8	374		ug/kg	173	--	50
CI3-BZ#18	1100		ug/kg	173	--	50
CI4-BZ#66	552		ug/kg	173	--	50
CI5-BZ#118	249		ug/kg	173	--	50
CI5-BZ#105	ND		ug/kg	173	--	50
CI6-BZ#138	264		ug/kg	173	--	50
CI7-BZ#187	ND		ug/kg	173	--	50
CI6-BZ#128	ND		ug/kg	173	--	50
CI7-BZ#180	ND		ug/kg	173	--	50
CI7-BZ#170	ND		ug/kg	173	--	50
CI8-BZ#195	ND		ug/kg	173	--	50
CI9-BZ#206	ND		ug/kg	173	--	50
CI10-BZ#209	ND		ug/kg	173	--	50

Surrogate	% Recovery	Qualifier	Acceptance Criteria
BZ 198	90		30-150
DBOB	82		30-150

**Project Name:** NORTH OF WOOD ST ANNUAL SAMP  
**Project Number:** TO-0010-04

**Lab Number:** L1205880  
**Report Date:** 04/19/12

**SAMPLE RESULTS**

Lab ID: L1205880-09  
 Client ID: S-12A-C008-0.0-0.5  
 Sample Location: NEW BEDFORD, MA  
 Matrix: Sediment  
 Analytical Method: 1,8082  
 Analytical Date: 04/17/12 03:35  
 Analyst: AW  
 Percent Solids: 94%

Date Collected: 04/03/12 12:09  
 Date Received: 04/05/12  
 Field Prep: Not Specified  
 Extraction Method: EPA 3540C  
 Extraction Date: 04/12/12 15:55  
 Cleanup Method1: EPA 3630  
 Cleanup Date1: 04/13/12

Parameter	Result	Qualifier	Units	RL	MDL	Dilution Factor
<b>PCB Congeners (NOAA List) - Mansfield Lab</b>						
CI3-BZ#28	1620		ug/kg	173	--	50
CI4-BZ#52	2070		ug/kg	173	--	50
CI4-BZ#44	723		ug/kg	173	--	50
CI5-BZ#101	362		ug/kg	173	--	50
CI6-BZ#153	374		ug/kg	173	--	50

Surrogate	% Recovery	Qualifier	Acceptance Criteria
BZ 198	90		30-150
DBOB	82		30-150



**Project Name:** NORTH OF WOOD ST ANNUAL SAMP**Lab Number:** L1205880**Project Number:** TO-0010-04**Report Date:** 04/19/12**SAMPLE RESULTS**

Lab ID: L1205880-10  
 Client ID: S-12A-C009-0.0-0.5  
 Sample Location: NEW BEDFORD, MA  
 Matrix: Sediment  
 Analytical Method: 1,8082  
 Analytical Date: 04/17/12 02:08  
 Analyst: AW  
 Percent Solids: 98%

Date Collected: 04/03/12 12:20  
 Date Received: 04/05/12  
 Field Prep: Not Specified  
 Extraction Method: EPA 3540C  
 Extraction Date: 04/12/12 15:55  
 Cleanup Method1: EPA 3630  
 Cleanup Date1: 04/13/12

Parameter	Result	Qualifier	Units	RL	MDL	Dilution Factor
<b>PCB Congeners (NOAA List) - Mansfield Lab</b>						
CI2-BZ#8	1580		ug/kg	534	--	400
CI3-BZ#18	3600		ug/kg	534	--	400
CI4-BZ#66	1880		ug/kg	534	--	400
CI5-BZ#105	ND		ug/kg	534	--	400
CI6-BZ#138	859		ug/kg	534	--	400
CI6-BZ#128	ND		ug/kg	534	--	400
CI7-BZ#180	ND		ug/kg	534	--	400
CI7-BZ#170	ND		ug/kg	534	--	400
CI8-BZ#195	ND		ug/kg	534	--	400
CI9-BZ#206	ND		ug/kg	534	--	400
CI10-BZ#209	ND		ug/kg	534	--	400

Surrogate	% Recovery	Qualifier	Acceptance Criteria
DBOB	89		30-150
BZ 198	89		30-150

**Project Name:** NORTH OF WOOD ST ANNUAL SAMP**Lab Number:** L1205880**Project Number:** TO-0010-04**Report Date:** 04/19/12**SAMPLE RESULTS**

**Lab ID:** L1205880-10  
**Client ID:** S-12A-C009-0.0-0.5  
**Sample Location:** NEW BEDFORD, MA  
**Matrix:** Sediment  
**Analytical Method:** 1,8082  
**Analytical Date:** 04/17/12 02:08  
**Analyst:** AW  
**Percent Solids:** 98%

**Date Collected:** 04/03/12 12:20  
**Date Received:** 04/05/12  
**Field Prep:** Not Specified  
**Extraction Method:** EPA 3540C  
**Extraction Date:** 04/12/12 15:55  
**Cleanup Method1:** EPA 3630  
**Cleanup Date1:** 04/13/12

Parameter	Result	Qualifier	Units	RL	MDL	Dilution Factor
PCB Congeners (NOAA List) - Mansfield Lab						
CI3-BZ#28	6580		ug/kg	534	--	400
CI4-BZ#52	7610		ug/kg	534	--	400
CI4-BZ#44	2600		ug/kg	534	--	400
CI5-BZ#101	1140		ug/kg	534	--	400
CI5-BZ#118	769		ug/kg	534	--	400
CI6-BZ#153	1190		ug/kg	534	--	400
CI7-BZ#187	ND		ug/kg	534	--	400

DBOB	89	30-150
BZ 198	89	30-150

**Project Name:** NORTH OF WOOD ST ANNUAL SAMP**Lab Number:** L1205880**Project Number:** TO-0010-04**Report Date:** 04/19/12**SAMPLE RESULTS**

**Lab ID:** L1205880-11  
**Client ID:** S-12A-C010-0.0-0.5  
**Sample Location:** NEW BEDFORD, MA  
**Matrix:** Sediment  
**Analytical Method:** 1,8082  
**Analytical Date:** 04/17/12 04:19  
**Analyst:** AW  
**Percent Solids:** 99%

**Date Collected:** 04/03/12 12:30  
**Date Received:** 04/05/12  
**Field Prep:** Not Specified  
**Extraction Method:** EPA 3540C  
**Extraction Date:** 04/12/12 15:55  
**Cleanup Method1:** EPA 3630  
**Cleanup Date1:** 04/13/12

Parameter	Result	Qualifier	Units	RL	MDL	Dilution Factor
PCB Congeners (NOAA List) - Mansfield Lab						
CI3-BZ#18	521		ug/kg	65.8	--	50
CI5-BZ#118	123		ug/kg	65.8	--	50
CI5-BZ#105	ND		ug/kg	65.8	--	50
CI6-BZ#138	107		ug/kg	65.8	--	50
CI6-BZ#128	ND		ug/kg	65.8	--	50
CI7-BZ#180	ND		ug/kg	65.8	--	50
CI7-BZ#170	ND		ug/kg	65.8	--	50
CI8-BZ#195	ND		ug/kg	65.8	--	50
CI9-BZ#206	ND		ug/kg	65.8	--	50
CI10-BZ#209	ND		ug/kg	65.8	--	50

DBOB 85 30-150

BZ 198 80 30-150

**Project Name:** NORTH OF WOOD ST ANNUAL SAMP  
**Project Number:** TO-0010-04

**Lab Number:** L1205880  
**Report Date:** 04/19/12

**SAMPLE RESULTS**

Lab ID: L1205880-11  
 Client ID: S-12A-C010-0.0-0.5  
 Sample Location: NEW BEDFORD, MA  
 Matrix: Sediment  
 Analytical Method: 1,8082  
 Analytical Date: 04/17/12 04:19  
 Analyst: AW  
 Percent Solids: 99%

Date Collected: 04/03/12 12:30  
 Date Received: 04/05/12  
 Field Prep: Not Specified  
 Extraction Method: EPA 3540C  
 Extraction Date: 04/12/12 15:55  
 Cleanup Method1: EPA 3630  
 Cleanup Date1: 04/13/12

Parameter	Result	Qualifier	Units	RL	MDL	Dilution Factor
<b>PCB Congeners (NOAA List) - Mansfield Lab</b>						
CI2-BZ#8	178		ug/kg	65.8	--	50
CI3-BZ#28	843		ug/kg	65.8	--	50
CI4-BZ#52	977		ug/kg	65.8	--	50
CI4-BZ#44	303		ug/kg	65.8	--	50
CI4-BZ#66	252		ug/kg	65.8	--	50
CI5-BZ#101	187		ug/kg	65.8	--	50
CI6-BZ#153	164		ug/kg	65.8	--	50
CI7-BZ#187	ND		ug/kg	65.8	--	50

Surrogate	% Recovery	Qualifier	Acceptance Criteria
DBOB	85		30-150
BZ 198	80		30-150

**Project Name:** NORTH OF WOOD ST ANNUAL SAMP  
**Project Number:** TO-0010-04

**Lab Number:** L1205880  
**Report Date:** 04/19/12

**SAMPLE RESULTS**

Lab ID: L1205880-12  
 Client ID: S-12A-C011-0.0-0.5  
 Sample Location: NEW BEDFORD, MA  
 Matrix: Sediment  
 Analytical Method: 1,8082  
 Analytical Date: 04/17/12 19:08  
 Analyst: AW  
 Percent Solids: 99%

Date Collected: 04/04/12 10:15  
 Date Received: 04/05/12  
 Field Prep: Not Specified  
 Extraction Method: EPA 3540C  
 Extraction Date: 04/12/12 15:55  
 Cleanup Method1: EPA 3630  
 Cleanup Date1: 04/13/12

Parameter	Result	Qualifier	Units	RL	MDL	Dilution Factor
PCB Congeners (NOAA List) - Mansfield Lab						
CI2-BZ#8	49.1		ug/kg	26.5	--	20
CI3-BZ#18	147		ug/kg	26.5	--	20
CI4-BZ#66	153		ug/kg	26.5	--	20
CI5-BZ#118	98.6		ug/kg	26.5	--	20
CI6-BZ#138	77.7		ug/kg	26.5	--	20
CI7-BZ#170	ND		ug/kg	26.5	--	20
CI8-BZ#195	ND		ug/kg	26.5	--	20
CI9-BZ#206	ND		ug/kg	26.5	--	20
CI10-BZ#209	ND		ug/kg	26.5	--	20

DBOB 88 30-150  
 BZ 198 83 30-150

**Project Name:** NORTH OF WOOD ST ANNUAL SAMP**Lab Number:** L1205880**Project Number:** TO-0010-04**Report Date:** 04/19/12**SAMPLE RESULTS**

**Lab ID:** L1205880-12  
**Client ID:** S-12A-C011-0.0-0.5  
**Sample Location:** NEW BEDFORD, MA  
**Matrix:** Sediment  
**Analytical Method:** 1,8082  
**Analytical Date:** 04/17/12 19:08  
**Analyst:** AW  
**Percent Solids:** 99%

**Date Collected:** 04/04/12 10:15  
**Date Received:** 04/05/12  
**Field Prep:** Not Specified  
**Extraction Method:** EPA 3540C  
**Extraction Date:** 04/12/12 15:55  
**Cleanup Method1:** EPA 3630  
**Cleanup Date1:** 04/13/12

Parameter	Result	Qualifier	Units	RL	MDL	Dilution Factor
<b>PCB Congeners (NOAA List) - Mansfield Lab</b>						
CI3-BZ#28	347		ug/kg	26.5	--	20
CI4-BZ#52	294		ug/kg	26.5	--	20
CI4-BZ#44	107		ug/kg	26.5	--	20
CI5-BZ#101	113		ug/kg	26.5	--	20
CI6-BZ#153	107		ug/kg	26.5	--	20
CI5-BZ#105	ND		ug/kg	26.5	--	20
CI7-BZ#187	ND		ug/kg	26.5	--	20
CI6-BZ#128	ND		ug/kg	26.5	--	20
CI7-BZ#180	ND		ug/kg	26.5	--	20

Surrogate	% Recovery	Qualifier	Acceptance Criteria
DBOB	88		30-150
BZ 198	83		30-150

**Project Name:** NORTH OF WOOD ST ANNUAL SAMP**Lab Number:** L1205880**Project Number:** TO-0010-04**Report Date:** 04/19/12**SAMPLE RESULTS**

**Lab ID:** L1205880-13  
**Client ID:** S-12A-C012-0.0-0.5  
**Sample Location:** NEW BEDFORD, MA  
**Matrix:** Sediment  
**Analytical Method:** 1,8082  
**Analytical Date:** 04/17/12 18:25  
**Analyst:** AW  
**Percent Solids:** 99%

**Date Collected:** 04/04/12 10:30  
**Date Received:** 04/05/12  
**Field Prep:** Not Specified  
**Extraction Method:** EPA 3540C  
**Extraction Date:** 04/12/12 15:55  
**Cleanup Method1:** EPA 3630  
**Cleanup Date1:** 04/13/12

Parameter	Result	Qualifier	Units	RL	MDL	Dilution Factor
<b>PCB Congeners (NOAA List) - Mansfield Lab</b>						
CI2-BZ#8	17.9		ug/kg	13.3	--	10
CI3-BZ#18	42.5		ug/kg	13.3	--	10
CI4-BZ#66	54.8		ug/kg	13.3	--	10
CI5-BZ#118	38.2		ug/kg	13.3	--	10
CI6-BZ#138	34.6		ug/kg	13.3	--	10
CI7-BZ#180	ND		ug/kg	13.3	--	10
CI7-BZ#170	ND		ug/kg	13.3	--	10
CI8-BZ#195	ND		ug/kg	13.3	--	10
CI9-BZ#206	ND		ug/kg	13.3	--	10
CI10-BZ#209	ND		ug/kg	13.3	--	10

Surrogate	% Recovery	Qualifier	Acceptance Criteria
BZ 198	88		30-150
DBOB	85		30-150

**Project Name:** NORTH OF WOOD ST ANNUAL SAMP  
**Project Number:** TO-0010-04

**Lab Number:** L1205880  
**Report Date:** 04/19/12

**SAMPLE RESULTS**

Lab ID: L1205880-13  
 Client ID: S-12A-C012-0.0-0.5  
 Sample Location: NEW BEDFORD, MA  
 Matrix: Sediment  
 Analytical Method: 1,8082  
 Analytical Date: 04/17/12 18:25  
 Analyst: AW  
 Percent Solids: 99%

Date Collected: 04/04/12 10:30  
 Date Received: 04/05/12  
 Field Prep: Not Specified  
 Extraction Method: EPA 3540C  
 Extraction Date: 04/12/12 15:55  
 Cleanup Method1: EPA 3630  
 Cleanup Date1: 04/13/12

Parameter	Result	Qualifier	Units	RL	MDL	Dilution Factor
<b>PCB Congeners (NOAA List) - Mansfield Lab</b>						
CI3-BZ#28	100		ug/kg	13.3	--	10
CI4-BZ#52	94.0		ug/kg	13.3	--	10
CI4-BZ#44	34.3		ug/kg	13.3	--	10
CI5-BZ#101	40.4		ug/kg	13.3	--	10
CI6-BZ#153	36.6		ug/kg	13.3	--	10
CI5-BZ#105	ND		ug/kg	13.3	--	10
CI7-BZ#187	ND		ug/kg	13.3	--	10
CI6-BZ#128	ND		ug/kg	13.3	--	10

Surrogate	% Recovery	Qualifier	Acceptance Criteria
BZ 198	88		30-150
DBOB	85		30-150



**Project Name:** NORTH OF WOOD ST ANNUAL SAMP**Lab Number:** L1205880**Project Number:** TO-0010-04**Report Date:** 04/19/12**SAMPLE RESULTS**

**Lab ID:** L1205880-14  
**Client ID:** S-12A-C013-0.0-0.5  
**Sample Location:** NEW BEDFORD, MA  
**Matrix:** Sediment  
**Analytical Method:** 1,8082  
**Analytical Date:** 04/18/12 10:27  
**Analyst:** AW  
**Percent Solids:** 99%

**Date Collected:** 04/04/12 10:40  
**Date Received:** 04/05/12  
**Field Prep:** Not Specified  
**Extraction Method:** EPA 3540C  
**Extraction Date:** 04/12/12 15:55  
**Cleanup Method1:** EPA 3630  
**Cleanup Date1:** 04/13/12

Parameter	Result	Qualifier	Units	RL	MDL	Dilution Factor
PCB Congeners (NOAA List) - Mansfield Lab						
CI2-BZ#8	8.96		ug/kg	2.64	--	2
CI3-BZ#18	17.6		ug/kg	2.64	--	2
CI4-BZ#66	21.8		ug/kg	2.64	--	2
CI5-BZ#118	16.0		ug/kg	2.64	--	2
CI6-BZ#138	12.5		ug/kg	2.64	--	2
CI7-BZ#170	ND		ug/kg	2.64	--	2
CI8-BZ#195	ND		ug/kg	2.64	--	2
CI9-BZ#206	ND		ug/kg	2.64	--	2
CI10-BZ#209	ND		ug/kg	2.64	--	2

DBOB	81	30-150
BZ 198	82	30-150

**Project Name:** NORTH OF WOOD ST ANNUAL SAMP**Lab Number:** L1205880**Project Number:** TO-0010-04**Report Date:** 04/19/12**SAMPLE RESULTS**

**Lab ID:** L1205880-14  
**Client ID:** S-12A-C013-0.0-0.5  
**Sample Location:** NEW BEDFORD, MA  
**Matrix:** Sediment  
**Analytical Method:** 1,8082  
**Analytical Date:** 04/18/12 10:27  
**Analyst:** AW  
**Percent Solids:** 99%

**Date Collected:** 04/04/12 10:40  
**Date Received:** 04/05/12  
**Field Prep:** Not Specified  
**Extraction Method:** EPA 3540C  
**Extraction Date:** 04/12/12 15:55  
**Cleanup Method1:** EPA 3630  
**Cleanup Date1:** 04/13/12

Parameter	Result	Qualifier	Units	RL	MDL	Dilution Factor
<b>PCB Congeners (NOAA List) - Mansfield Lab</b>						
CI3-BZ#28	44.0		ug/kg	2.64	--	2
CI4-BZ#52	40.2		ug/kg	2.64	--	2
CI4-BZ#44	13.8		ug/kg	2.64	--	2
CI5-BZ#101	16.3		ug/kg	2.64	--	2
CI6-BZ#153	15.4		ug/kg	2.64	--	2
CI5-BZ#105	3.75		ug/kg	2.64	--	2
CI7-BZ#187	3.07		ug/kg	2.64	--	2
CI6-BZ#128	ND		ug/kg	2.64	--	2
CI7-BZ#180	2.77		ug/kg	2.64	--	2

Surrogate	% Recovery	Qualifier	Acceptance Criteria
DBOB	81		30-150
BZ 198	82		30-150

**Project Name:** NORTH OF WOOD ST ANNUAL SAMP**Lab Number:** L1205880**Project Number:** TO-0010-04**Report Date:** 04/19/12**SAMPLE RESULTS**

Lab ID: L1205880-15  
 Client ID: S-12A-C014-0.0-0.5  
 Sample Location: NEW BEDFORD, MA  
 Matrix: Sediment  
 Analytical Method: 1,8082  
 Analytical Date: 04/17/12 15:30  
 Analyst: AW  
 Percent Solids: 99%

Date Collected: 04/04/12 11:00  
 Date Received: 04/05/12  
 Field Prep: Not Specified  
 Extraction Method: EPA 3540C  
 Extraction Date: 04/12/12 15:55  
 Cleanup Method1: EPA 3630  
 Cleanup Date1: 04/13/12

Parameter	Result	Qualifier	Units	RL	MDL	Dilution Factor
<b>PCB Congeners (NOAA List) - Mansfield Lab</b>						
CI2-BZ#8	ND		ug/kg	1.32	--	1
CI3-BZ#18	2.59		ug/kg	1.32	--	1
CI4-BZ#52	6.53		ug/kg	1.32	--	1
CI4-BZ#66	3.52		ug/kg	1.32	--	1
CI5-BZ#105	ND		ug/kg	1.32	--	1
CI6-BZ#138	1.90		ug/kg	1.32	--	1
CI7-BZ#187	ND		ug/kg	1.32	--	1
CI6-BZ#128	ND		ug/kg	1.32	--	1
CI7-BZ#180	ND		ug/kg	1.32	--	1
CI7-BZ#170	ND		ug/kg	1.32	--	1
CI8-BZ#195	ND		ug/kg	1.32	--	1
CI9-BZ#206	ND		ug/kg	1.32	--	1
CI10-BZ#209	ND		ug/kg	1.32	--	1

DBOB	81	30-150
BZ 198	85	30-150

**Project Name:** NORTH OF WOOD ST ANNUAL SAMP  
**Project Number:** TO-0010-04

**Lab Number:** L1205880  
**Report Date:** 04/19/12

**SAMPLE RESULTS**

Lab ID: L1205880-15  
 Client ID: S-12A-C014-0.0-0.5  
 Sample Location: NEW BEDFORD, MA  
 Matrix: Sediment  
 Analytical Method: 1,8082  
 Analytical Date: 04/17/12 15:30  
 Analyst: AW  
 Percent Solids: 99%

Date Collected: 04/04/12 11:00  
 Date Received: 04/05/12  
 Field Prep: Not Specified  
 Extraction Method: EPA 3540C  
 Extraction Date: 04/12/12 15:55  
 Cleanup Method1: EPA 3630  
 Cleanup Date1: 04/13/12

Parameter	Result	Qualifier	Units	RL	MDL	Dilution Factor
PCB Congeners (NOAA List) - Mansfield Lab						
CI3-BZ#28	7.40		ug/kg	1.32	--	1
CI4-BZ#44	2.22		ug/kg	1.32	--	1
CI5-BZ#101	2.69		ug/kg	1.32	--	1
CI5-BZ#118	2.99		ug/kg	1.32	--	1
CI6-BZ#153	2.34		ug/kg	1.32	--	1

Surrogate	% Recovery	Qualifier	Acceptance Criteria
DBOB	81		30-150
BZ 198	85		30-150

**Project Name:** NORTH OF WOOD ST ANNUAL SAMP**Lab Number:** L1205880**Project Number:** TO-0010-04**Report Date:** 04/19/12**SAMPLE RESULTS**

**Lab ID:** L1205880-16  
**Client ID:** S-12A-C015-0.0-0.5  
**Sample Location:** NEW BEDFORD, MA  
**Matrix:** Sediment  
**Analytical Method:** 1,8082  
**Analytical Date:** 04/17/12 20:36  
**Analyst:** AW  
**Percent Solids:** 99%

**Date Collected:** 04/04/12 11:15  
**Date Received:** 04/05/12  
**Field Prep:** Not Specified  
**Extraction Method:** EPA 3540C  
**Extraction Date:** 04/12/12 15:55  
**Cleanup Method1:** EPA 3630  
**Cleanup Date1:** 04/13/12

Parameter	Result	Qualifier	Units	RL	MDL	Dilution Factor
<b>PCB Congeners (NOAA List) - Mansfield Lab</b>						
CI2-BZ#8	159		ug/kg	52.4	--	40
CI3-BZ#18	304		ug/kg	52.4	--	40
CI4-BZ#66	310		ug/kg	52.4	--	40
CI5-BZ#118	150		ug/kg	52.4	--	40
CI6-BZ#138	126		ug/kg	52.4	--	40
CI7-BZ#187	ND		ug/kg	52.4	--	40
CI6-BZ#128	ND		ug/kg	52.4	--	40
CI7-BZ#180	ND		ug/kg	52.4	--	40
CI7-BZ#170	ND		ug/kg	52.4	--	40
CI8-BZ#195	ND		ug/kg	52.4	--	40
CI9-BZ#206	ND		ug/kg	52.4	--	40
CI10-BZ#209	ND		ug/kg	52.4	--	40

Surrogate	% Recovery	Qualifier	Acceptance Criteria
BZ 198	84		30-150
DBOB	90		30-150

**Project Name:** NORTH OF WOOD ST ANNUAL SAMP**Lab Number:** L1205880**Project Number:** TO-0010-04**Report Date:** 04/19/12**SAMPLE RESULTS**

**Lab ID:** L1205880-16  
**Client ID:** S-12A-C015-0.0-0.5  
**Sample Location:** NEW BEDFORD, MA  
**Matrix:** Sediment  
**Analytical Method:** 1,8082  
**Analytical Date:** 04/17/12 20:36  
**Analyst:** AW  
**Percent Solids:** 99%

**Date Collected:** 04/04/12 11:15  
**Date Received:** 04/05/12  
**Field Prep:** Not Specified  
**Extraction Method:** EPA 3540C  
**Extraction Date:** 04/12/12 15:55  
**Cleanup Method1:** EPA 3630  
**Cleanup Date1:** 04/13/12

Parameter	Result	Qualifier	Units	RL	MDL	Dilution Factor
PCB Congeners (NOAA List) - Mansfield Lab						
CI3-BZ#28	542		ug/kg	52.4	--	40
CI4-BZ#52	630		ug/kg	52.4	--	40
CI4-BZ#44	234		ug/kg	52.4	--	40
CI5-BZ#101	183		ug/kg	52.4	--	40
CI6-BZ#153	145		ug/kg	52.4	--	40
CI5-BZ#105	ND		ug/kg	52.4	--	40

Surrogate	% Recovery	Qualifier	Acceptance Criteria
BZ 198	84		30-150
DBOB	90		30-150

**Project Name:** NORTH OF WOOD ST ANNUAL SAMP**Lab Number:** L1205880**Project Number:** TO-0010-04**Report Date:** 04/19/12**SAMPLE RESULTS**

Lab ID: L1205880-17  
 Client ID: S-12A-C016-0.0-0.5  
 Sample Location: NEW BEDFORD, MA  
 Matrix: Sediment  
 Analytical Method: 1,8082  
 Analytical Date: 04/18/12 11:11  
 Analyst: AW  
 Percent Solids: 99%

Date Collected: 04/04/12 11:30  
 Date Received: 04/05/12  
 Field Prep: Not Specified  
 Extraction Method: EPA 3540C  
 Extraction Date: 04/12/12 15:55  
 Cleanup Method1: EPA 3630  
 Cleanup Date1: 04/13/12

Parameter	Result	Qualifier	Units	RL	MDL	Dilution Factor
<b>PCB Congeners (NOAA List) - Mansfield Lab</b>						
CI2-BZ#8	8.01		ug/kg	6.64	--	5
CI3-BZ#18	14.5		ug/kg	6.64	--	5
CI4-BZ#66	23.6		ug/kg	6.64	--	5
CI5-BZ#118	18.2		ug/kg	6.64	--	5
CI7-BZ#187	ND		ug/kg	6.64	--	5
CI7-BZ#180	ND		ug/kg	6.64	--	5
CI7-BZ#170	ND		ug/kg	6.64	--	5
CI8-BZ#195	ND		ug/kg	6.64	--	5
CI9-BZ#206	ND		ug/kg	6.64	--	5
CI10-BZ#209	ND		ug/kg	6.64	--	5

Surrogate	% Recovery	Qualifier	Acceptance Criteria
BZ 198	86		30-150
DBOB	80		30-150

**Project Name:** NORTH OF WOOD ST ANNUAL SAMP**Lab Number:** L1205880**Project Number:** TO-0010-04**Report Date:** 04/19/12**SAMPLE RESULTS**

**Lab ID:** L1205880-17  
**Client ID:** S-12A-C016-0.0-0.5  
**Sample Location:** NEW BEDFORD, MA  
**Matrix:** Sediment  
**Analytical Method:** 1,8082  
**Analytical Date:** 04/18/12 11:11  
**Analyst:** AW  
**Percent Solids:** 99%

**Date Collected:** 04/04/12 11:30  
**Date Received:** 04/05/12  
**Field Prep:** Not Specified  
**Extraction Method:** EPA 3540C  
**Extraction Date:** 04/12/12 15:55  
**Cleanup Method1:** EPA 3630  
**Cleanup Date1:** 04/13/12

Parameter	Result	Qualifier	Units	RL	MDL	Dilution Factor
<b>PCB Congeners (NOAA List) - Mansfield Lab</b>						
CI3-BZ#28	60.1		ug/kg	6.64	--	5
CI4-BZ#52	45.6		ug/kg	6.64	--	5
CI4-BZ#44	13.1		ug/kg	6.64	--	5
CI5-BZ#101	17.4		ug/kg	6.64	--	5
CI6-BZ#153	15.7		ug/kg	6.64	--	5
CI5-BZ#105	ND		ug/kg	6.64	--	5
CI6-BZ#138	13.6		ug/kg	6.64	--	5
CI6-BZ#128	ND		ug/kg	6.64	--	5

Surrogate	% Recovery	Qualifier	Acceptance Criteria
BZ 198	86		30-150
DBOB	80		30-150



**Project Name:** NORTH OF WOOD ST ANNUAL SAMP**Lab Number:** L1205880**Project Number:** TO-0010-04**Report Date:** 04/19/12**SAMPLE RESULTS**

**Lab ID:** L1205880-18  
**Client ID:** S-12A-C017-0.0-0.5  
**Sample Location:** NEW BEDFORD, MA  
**Matrix:** Sediment  
**Analytical Method:** 1,8082  
**Analytical Date:** 04/17/12 09:25  
**Analyst:** AW  
**Percent Solids:** 99%

**Date Collected:** 04/04/12 13:15  
**Date Received:** 04/05/12  
**Field Prep:** Not Specified  
**Extraction Method:** EPA 3540C  
**Extraction Date:** 04/12/12 15:55  
**Cleanup Method1:** EPA 3630  
**Cleanup Date1:** 04/13/12

Parameter	Result	Qualifier	Units	RL	MDL	Dilution Factor
<b>PCB Congeners (NOAA List) - Mansfield Lab</b>						
CI2-BZ#8	ND		ug/kg	132	--	100
CI3-BZ#18	323		ug/kg	132	--	100
CI4-BZ#66	935		ug/kg	132	--	100
CI5-BZ#118	629		ug/kg	132	--	100
CI6-BZ#138	542		ug/kg	132	--	100
CI7-BZ#187	ND		ug/kg	132	--	100
CI6-BZ#128	143		ug/kg	132	--	100
CI7-BZ#180	ND		ug/kg	132	--	100
CI7-BZ#170	ND		ug/kg	132	--	100
CI8-BZ#195	ND		ug/kg	132	--	100
CI9-BZ#206	ND		ug/kg	132	--	100
CI10-BZ#209	ND		ug/kg	132	--	100

Surrogate	% Recovery	Qualifier	Acceptance Criteria
BZ 198	82		30-150
DBOB	72		30-150

**Project Name:** NORTH OF WOOD ST ANNUAL SAMP**Lab Number:** L1205880**Project Number:** TO-0010-04**Report Date:** 04/19/12**SAMPLE RESULTS**

Lab ID: L1205880-18  
 Client ID: S-12A-C017-0.0-0.5  
 Sample Location: NEW BEDFORD, MA  
 Matrix: Sediment  
 Analytical Method: 1,8082  
 Analytical Date: 04/17/12 09:25  
 Analyst: AW  
 Percent Solids: 99%

Date Collected: 04/04/12 13:15  
 Date Received: 04/05/12  
 Field Prep: Not Specified  
 Extraction Method: EPA 3540C  
 Extraction Date: 04/12/12 15:55  
 Cleanup Method1: EPA 3630  
 Cleanup Date1: 04/13/12

Parameter	Result	Qualifier	Units	RL	MDL	Dilution Factor
PCB Congeners (NOAA List) - Mansfield Lab						
CI3-BZ#28	604		ug/kg	132	--	100
CI4-BZ#52	978		ug/kg	132	--	100
CI4-BZ#44	520		ug/kg	132	--	100
CI5-BZ#101	594		ug/kg	132	--	100
CI6-BZ#153	427		ug/kg	132	--	100
CI5-BZ#105	206		ug/kg	132	--	100

Surrogate	% Recovery	Qualifier	Acceptance Criteria
BZ 198	82		30-150
DBOB	72		30-150

**Project Name:** NORTH OF WOOD ST ANNUAL SAMP**Lab Number:** L1205880**Project Number:** TO-0010-04**Report Date:** 04/19/12**SAMPLE RESULTS**

Lab ID: L1205880-19  
 Client ID: S-12A-C018-0.0-0.5  
 Sample Location: NEW BEDFORD, MA  
 Matrix: Sediment  
 Analytical Method: 1,8082  
 Analytical Date: 04/17/12 17:41  
 Analyst: AW  
 Percent Solids: 99%

Date Collected: 04/04/12 13:25  
 Date Received: 04/05/12  
 Field Prep: Not Specified  
 Extraction Method: EPA 3540C  
 Extraction Date: 04/12/12 15:55  
 Cleanup Method1: EPA 3630  
 Cleanup Date1: 04/13/12

Parameter	Result	Qualifier	Units	RL	MDL	Dilution Factor
<b>PCB Congeners (NOAA List) - Mansfield Lab</b>						
CI2-BZ#8	ND		ug/kg	6.61	--	5
CI3-BZ#18	15.1		ug/kg	6.61	--	5
CI4-BZ#66	47.1		ug/kg	6.61	--	5
CI5-BZ#118	36.1		ug/kg	6.61	--	5
CI6-BZ#138	30.9		ug/kg	6.61	--	5
CI7-BZ#187	ND		ug/kg	6.61	--	5
CI6-BZ#128	8.50		ug/kg	6.61	--	5
CI7-BZ#180	ND		ug/kg	6.61	--	5
CI8-BZ#195	ND		ug/kg	6.61	--	5
CI9-BZ#206	ND		ug/kg	6.61	--	5
CI10-BZ#209	ND		ug/kg	6.61	--	5

Surrogate	% Recovery	Qualifier	Acceptance Criteria
BZ 198	78		30-150
DBOB	75		30-150

**Project Name:** NORTH OF WOOD ST ANNUAL SAMP**Lab Number:** L1205880**Project Number:** TO-0010-04**Report Date:** 04/19/12**SAMPLE RESULTS**

Lab ID: L1205880-19  
 Client ID: S-12A-C018-0.0-0.5  
 Sample Location: NEW BEDFORD, MA  
 Matrix: Sediment  
 Analytical Method: 1,8082  
 Analytical Date: 04/17/12 17:41  
 Analyst: AW  
 Percent Solids: 99%

Date Collected: 04/04/12 13:25  
 Date Received: 04/05/12  
 Field Prep: Not Specified  
 Extraction Method: EPA 3540C  
 Extraction Date: 04/12/12 15:55  
 Cleanup Method1: EPA 3630  
 Cleanup Date1: 04/13/12

Parameter	Result	Qualifier	Units	RL	MDL	Dilution Factor
PCB Congeners (NOAA List) - Mansfield Lab						
CI3-BZ#28	37.0		ug/kg	6.61	--	5
CI4-BZ#52	45.5		ug/kg	6.61	--	5
CI4-BZ#44	23.1		ug/kg	6.61	--	5
CI5-BZ#101	35.2		ug/kg	6.61	--	5
CI6-BZ#153	22.6		ug/kg	6.61	--	5
CI5-BZ#105	11.2		ug/kg	6.61	--	5
CI7-BZ#170	ND		ug/kg	6.61	--	5

Surrogate	% Recovery	Qualifier	Acceptance Criteria
BZ 198	78		30-150
DBOB	75		30-150

**Project Name:** NORTH OF WOOD ST ANNUAL SAMP  
**Project Number:** TO-0010-04

**Lab Number:** L1205880  
**Report Date:** 04/19/12

**SAMPLE RESULTS**

Lab ID: L1205880-20  
 Client ID: S-12A-C019-0.0-0.5  
 Sample Location: NEW BEDFORD, MA  
 Matrix: Sediment  
 Analytical Method: 1,8082  
 Analytical Date: 04/17/12 16:13  
 Analyst: AW  
 Percent Solids: 99%

Date Collected: 04/04/12 13:40  
 Date Received: 04/05/12  
 Field Prep: Not Specified  
 Extraction Method: EPA 3540C  
 Extraction Date: 04/12/12 15:55  
 Cleanup Method1: EPA 3630  
 Cleanup Date1: 04/13/12

Parameter	Result	Qualifier	Units	RL	MDL	Dilution Factor
<b>PCB Congeners (NOAA List) - Mansfield Lab</b>						
CI3-BZ#18	2.08		ug/kg	1.31	--	1
CI4-BZ#66	3.00		ug/kg	1.31	--	1
CI7-BZ#187	ND		ug/kg	1.31	--	1
CI7-BZ#180	ND		ug/kg	1.31	--	1
CI7-BZ#170	ND		ug/kg	1.31	--	1
CI8-BZ#195	ND		ug/kg	1.31	--	1
CI9-BZ#206	ND		ug/kg	1.31	--	1
CI10-BZ#209	ND		ug/kg	1.31	--	1
DBOB	76			30-150		
BZ 198	83			30-150		

**Project Name:** NORTH OF WOOD ST ANNUAL SAMP**Lab Number:** L1205880**Project Number:** TO-0010-04**Report Date:** 04/19/12**SAMPLE RESULTS**

**Lab ID:** L1205880-20  
**Client ID:** S-12A-C019-0.0-0.5  
**Sample Location:** NEW BEDFORD, MA  
**Matrix:** Sediment  
**Analytical Method:** 1,8082  
**Analytical Date:** 04/17/12 16:13  
**Analyst:** AW  
**Percent Solids:** 99%

**Date Collected:** 04/04/12 13:40  
**Date Received:** 04/05/12  
**Field Prep:** Not Specified  
**Extraction Method:** EPA 3540C  
**Extraction Date:** 04/12/12 15:55  
**Cleanup Method1:** EPA 3630  
**Cleanup Date1:** 04/13/12

Parameter	Result	Qualifier	Units	RL	MDL	Dilution Factor
PCB Congeners (NOAA List) - Mansfield Lab						
CI2-BZ#8	3.64		ug/kg	1.31	--	1
CI3-BZ#28	3.67		ug/kg	1.31	--	1
CI4-BZ#52	4.09		ug/kg	1.31	--	1
CI4-BZ#44	1.94		ug/kg	1.31	--	1
CI5-BZ#101	2.17		ug/kg	1.31	--	1
CI5-BZ#118	2.17		ug/kg	1.31	--	1
CI6-BZ#153	2.36		ug/kg	1.31	--	1
CI5-BZ#105	ND		ug/kg	1.31	--	1
CI6-BZ#138	3.39		ug/kg	1.31	--	1
CI6-BZ#128	ND		ug/kg	1.31	--	1

Surrogate	% Recovery	Qualifier	Acceptance Criteria
DBOB	76		30-150
BZ 198	83		30-150

**Project Name:** NORTH OF WOOD ST ANNUAL SAMP**Lab Number:** L1205880**Project Number:** TO-0010-04**Report Date:** 04/19/12**SAMPLE RESULTS**

**Lab ID:** L1205880-21  
**Client ID:** S-12A-C020-0.0-0.5  
**Sample Location:** NEW BEDFORD, MA  
**Matrix:** Sediment  
**Analytical Method:** 1,8082  
**Analytical Date:** 04/17/12 16:57  
**Analyst:** AW  
**Percent Solids:** 99%

**Date Collected:** 04/04/12 14:15  
**Date Received:** 04/05/12  
**Field Prep:** Not Specified  
**Extraction Method:** EPA 3540C  
**Extraction Date:** 04/12/12 15:58  
**Cleanup Method1:** EPA 3630  
**Cleanup Date1:** 04/13/12

Parameter	Result	Qualifier	Units	RL	MDL	Dilution Factor
<b>PCB Congeners (NOAA List) - Mansfield Lab</b>						
CI3-BZ#18	4.32		ug/kg	1.33	--	2
CI4-BZ#52	16.2		ug/kg	1.33	--	2
CI4-BZ#66	11.1		ug/kg	1.33	--	2
CI5-BZ#118	10.2		ug/kg	1.33	--	2
CI7-BZ#187	1.96		ug/kg	1.33	--	2
CI6-BZ#128	1.67		ug/kg	1.33	--	2
CI7-BZ#180	ND		ug/kg	1.33	--	2
CI7-BZ#170	ND		ug/kg	1.33	--	2
CI8-BZ#195	ND		ug/kg	1.33	--	2
CI9-BZ#206	ND		ug/kg	1.33	--	2
CI10-BZ#209	ND		ug/kg	1.33	--	2

Surrogate	% Recovery	Qualifier	Acceptance Criteria
BZ 198	80		30-150
DBOB	72		30-150

**Project Name:** NORTH OF WOOD ST ANNUAL SAMP**Lab Number:** L1205880**Project Number:** TO-0010-04**Report Date:** 04/19/12**SAMPLE RESULTS**

**Lab ID:** L1205880-21  
**Client ID:** S-12A-C020-0.0-0.5  
**Sample Location:** NEW BEDFORD, MA  
**Matrix:** Sediment  
**Analytical Method:** 1,8082  
**Analytical Date:** 04/17/12 16:57  
**Analyst:** AW  
**Percent Solids:** 99%

**Date Collected:** 04/04/12 14:15  
**Date Received:** 04/05/12  
**Field Prep:** Not Specified  
**Extraction Method:** EPA 3540C  
**Extraction Date:** 04/12/12 15:58  
**Cleanup Method1:** EPA 3630  
**Cleanup Date1:** 04/13/12

Parameter	Result	Qualifier	Units	RL	MDL	Dilution Factor
PCB Congeners (NOAA List) - Mansfield Lab						
CI2-BZ#8	1.96		ug/kg	1.33	--	2
CI3-BZ#28	18.8		ug/kg	1.33	--	2
CI4-BZ#44	5.23		ug/kg	1.33	--	2
CI5-BZ#101	7.62		ug/kg	1.33	--	2
CI6-BZ#153	6.95		ug/kg	1.33	--	2
CI5-BZ#105	2.01		ug/kg	1.33	--	2
CI6-BZ#138	6.52		ug/kg	1.33	--	2

Surrogate	% Recovery	Qualifier	Acceptance Criteria
BZ 198	80		30-150
DBOB	72		30-150



**Project Name:** NORTH OF WOOD ST ANNUAL SAMP**Lab Number:** L1205880**Project Number:** TO-0010-04**Report Date:** 04/19/12**SAMPLE RESULTS**

Lab ID: L1205880-22  
 Client ID: EB-040412-01  
 Sample Location: NEW BEDFORD, MA  
 Matrix: Water  
 Analytical Method: 1,8082  
 Analytical Date: 04/16/12 17:23  
 Analyst: AW

Date Collected: 04/04/12 14:30  
 Date Received: 04/05/12  
 Field Prep: Not Specified  
 Extraction Method: EPA 3510C  
 Extraction Date: 04/09/12 09:30

Parameter	Result	Qualifier	Units	RL	MDL	Dilution Factor
PCB Congeners (NOAA List) - Mansfield Lab						
CI2-BZ#8	ND		ug/l	0.00250	--	1
CI3-BZ#18	ND		ug/l	0.00250	--	1
CI3-BZ#28	ND		ug/l	0.00250	--	1
CI4-BZ#52	ND		ug/l	0.00250	--	1
CI4-BZ#44	ND		ug/l	0.00250	--	1
CI4-BZ#66	ND		ug/l	0.00250	--	1
CI5-BZ#101	ND		ug/l	0.00250	--	1
CI5-BZ#118	ND		ug/l	0.00250	--	1
CI5-BZ#105	ND		ug/l	0.00250	--	1
CI6-BZ#138	ND		ug/l	0.00250	--	1
CI7-BZ#187	ND		ug/l	0.00250	--	1
CI6-BZ#128	ND		ug/l	0.00250	--	1
CI7-BZ#180	ND		ug/l	0.00250	--	1
CI7-BZ#170	ND		ug/l	0.00250	--	1
CI8-BZ#195	ND		ug/l	0.00250	--	1
CI9-BZ#206	ND		ug/l	0.00250	--	1
CI10-BZ#209	ND		ug/l	0.00250	--	1

DBOB	43	30-150
BZ 198	56	30-150

**Project Name:** NORTH OF WOOD ST ANNUAL SAMP**Lab Number:** L1205880**Project Number:** TO-0010-04**Report Date:** 04/19/12**SAMPLE RESULTS**

**Lab ID:** L1205880-22  
**Client ID:** EB-040412-01  
**Sample Location:** NEW BEDFORD, MA  
**Matrix:** Water  
**Analytical Method:** 1,8082  
**Analytical Date:** 04/16/12 17:23  
**Analyst:** AW

**Date Collected:** 04/04/12 14:30  
**Date Received:** 04/05/12  
**Field Prep:** Not Specified  
**Extraction Method:** EPA 3510C  
**Extraction Date:** 04/09/12 09:30

Parameter	Result	Qualifier	Units	RL	MDL	Dilution Factor
PCB Congeners (NOAA List) - Mansfield Lab						
Cl6-BZ#153	ND		ug/l	0.00250	--	1

Surrogate	% Recovery	Qualifier	Acceptance Criteria
DBOB	43		30-150
BZ 198	56		30-150

**Project Name:** NORTH OF WOOD ST ANNUAL SAMP  
**Project Number:** TO-0010-04

**Lab Number:** L1205880  
**Report Date:** 04/19/12

**Method Blank Analysis  
Batch Quality Control**

Analytical Method: 1,8082  
Analytical Date: 04/16/12 15:12  
Analyst: AW

Extraction Method: EPA 3510C  
Extraction Date: 04/09/12 09:30

Parameter	Result	Qualifier	Units	RL	MDL
PCB Congeners (NOAA List) - Mansfield Lab for sample(s): 22 Batch: WG527852-1					
Cl2-BZ#8	ND		ug/l	0.00250	--
Cl3-BZ#18	ND		ug/l	0.00250	--
Cl3-BZ#28	ND		ug/l	0.00250	--
Cl4-BZ#52	ND		ug/l	0.00250	--
Cl4-BZ#44	ND		ug/l	0.00250	--
Cl4-BZ#66	ND		ug/l	0.00250	--
Cl5-BZ#101	ND		ug/l	0.00250	--
Cl5-BZ#118	ND		ug/l	0.00250	--
Cl5-BZ#105	ND		ug/l	0.00250	--
Cl6-BZ#138	ND		ug/l	0.00250	--
Cl7-BZ#187	ND		ug/l	0.00250	--
Cl6-BZ#128	ND		ug/l	0.00250	--
Cl7-BZ#180	ND		ug/l	0.00250	--
Cl7-BZ#170	ND		ug/l	0.00250	--
Cl8-BZ#195	ND		ug/l	0.00250	--
Cl9-BZ#206	ND		ug/l	0.00250	--
Cl10-BZ#209	ND		ug/l	0.00250	--

Surrogate	%Recovery	Qualifier	Acceptance Criteria
DBOB	85		30-150
BZ 198	96		30-150

Project Name: NORTH OF WOOD ST ANNUAL SAMP

Lab Number: L1205880

Project Number: TO-0010-04

Report Date: 04/19/12

**Method Blank Analysis  
Batch Quality Control**

Analytical Method: 1,8082  
 Analytical Date: 04/16/12 15:12  
 Analyst: AW

Extraction Method: EPA 3510C  
 Extraction Date: 04/09/12 09:30

Parameter	Result	Qualifier	Units	RL	MDL
PCB Congeners (NOAA List) - Mansfield Lab for sample(s): 22 Batch: WG527852-1					
C16-BZ#153	ND		ug/l	0.00250	--

Surrogate	%Recovery	Qualifier	Acceptance Criteria
DBOB	85		30-150
BZ 198	96		30-150

**Project Name:** NORTH OF WOOD ST ANNUAL SAMP  
**Project Number:** TO-0010-04

**Lab Number:** L1205880  
**Report Date:** 04/19/12

**Method Blank Analysis  
Batch Quality Control**

Analytical Method: 1,8082  
Analytical Date: 04/16/12 13:00  
Analyst: AW

Extraction Method: EPA 3540C  
Extraction Date: 04/12/12 15:55  
Cleanup Method1: EPA 3630  
Cleanup Date1: 04/13/12

Parameter	Result	Qualifier	Units	RL	MDL
PCB Congeners (NOAA List) - Mansfield Lab for sample(s): 01-20 Batch: WG528538-1					
Cl2-BZ#8	ND		ug/kg	1.33	--
Cl3-BZ#18	ND		ug/kg	1.33	--
Cl3-BZ#28	ND		ug/kg	1.33	--
Cl4-BZ#52	ND		ug/kg	1.33	--
Cl4-BZ#44	ND		ug/kg	1.33	--
Cl4-BZ#66	ND		ug/kg	1.33	--
Cl5-BZ#101	ND		ug/kg	1.33	--
Cl5-BZ#118	ND		ug/kg	1.33	--
Cl5-BZ#105	ND		ug/kg	1.33	--
Cl6-BZ#138	ND		ug/kg	1.33	--
Cl7-BZ#187	ND		ug/kg	1.33	--
Cl6-BZ#128	ND		ug/kg	1.33	--
Cl7-BZ#180	ND		ug/kg	1.33	--
Cl7-BZ#170	ND		ug/kg	1.33	--
Cl8-BZ#195	ND		ug/kg	1.33	--
Cl9-BZ#206	ND		ug/kg	1.33	--
Cl10-BZ#209	ND		ug/kg	1.33	--

Surrogate	%Recovery	Qualifier	Acceptance Criteria
DBOB	94		30-150
BZ 198	96		30-150

**Project Name:** NORTH OF WOOD ST ANNUAL SAMP  
**Project Number:** TO-0010-04

**Lab Number:** L1205880  
**Report Date:** 04/19/12

**Method Blank Analysis  
 Batch Quality Control**

Analytical Method: 1,8082  
 Analytical Date: 04/16/12 13:00  
 Analyst: AW

Extraction Method: EPA 3540C  
 Extraction Date: 04/12/12 15:55  
 Cleanup Method1: EPA 3630  
 Cleanup Date1: 04/13/12

Parameter	Result	Qualifier	Units	RL	MDL
PCB Congeners (NOAA List) - Mansfield Lab for sample(s): 01-20 Batch: WG528538-1					
C16-BZ#153	ND		ug/kg	1.33	--

Surrogate	%Recovery	Qualifier	Acceptance Criteria
DBOB	94		30-150
BZ 198	96		30-150

**Project Name:** NORTH OF WOOD ST ANNUAL SAMP  
**Project Number:** TO-0010-04

**Lab Number:** L1205880  
**Report Date:** 04/19/12

**Method Blank Analysis  
Batch Quality Control**

Analytical Method: 1,8082  
Analytical Date: 04/16/12 10:49  
Analyst: AW

Extraction Method: EPA 3540C  
Extraction Date: 04/12/12 15:58  
Cleanup Method1: EPA 3630  
Cleanup Date1: 04/13/12

Parameter	Result	Qualifier	Units	RL	MDL
PCB Congeners (NOAA List) - Mansfield Lab for sample(s): 21 Batch: WG528547-1					
Cl2-BZ#8	ND		ug/kg	1.33	--
Cl3-BZ#18	ND		ug/kg	1.33	--
Cl3-BZ#28	ND		ug/kg	1.33	--
Cl4-BZ#52	ND		ug/kg	1.33	--
Cl4-BZ#44	ND		ug/kg	1.33	--
Cl4-BZ#66	ND		ug/kg	1.33	--
Cl5-BZ#101	ND		ug/kg	1.33	--
Cl5-BZ#118	ND		ug/kg	1.33	--
Cl5-BZ#105	ND		ug/kg	1.33	--
Cl6-BZ#138	ND		ug/kg	1.33	--
Cl7-BZ#187	ND		ug/kg	1.33	--
Cl6-BZ#128	ND		ug/kg	1.33	--
Cl7-BZ#180	ND		ug/kg	1.33	--
Cl7-BZ#170	ND		ug/kg	1.33	--
Cl8-BZ#195	ND		ug/kg	1.33	--
Cl9-BZ#206	ND		ug/kg	1.33	--
Cl10-BZ#209	ND		ug/kg	1.33	--

Surrogate	%Recovery	Qualifier	Acceptance Criteria
DBOB	93		30-150
BZ 198	91		30-150

**Project Name:** NORTH OF WOOD ST ANNUAL SAMP  
**Project Number:** TO-0010-04

**Lab Number:** L1205880  
**Report Date:** 04/19/12

**Method Blank Analysis**  
**Batch Quality Control**

Analytical Method: 1,8082  
 Analytical Date: 04/16/12 10:49  
 Analyst: AW

Extraction Method: EPA 3540C  
 Extraction Date: 04/12/12 15:58  
 Cleanup Method1: EPA 3630  
 Cleanup Date1: 04/13/12

Parameter	Result	Qualifier	Units	RL	MDL
PCB Congeners (NOAA List) - Mansfield Lab for sample(s): 21 Batch: WG528547-1					
C16-BZ#153	ND		ug/kg	1.33	--

Surrogate	%Recovery	Qualifier	Acceptance Criteria
DBOB	93		30-150
BZ 198	91		30-150



### Matrix Spike Analysis Batch Quality Control

**Project Name:** NORTH OF WOOD ST ANNUAL SAMP  
**Project Number:** TO-0010-04

**Lab Number:** L1205880  
**Report Date:** 04/19/12

Parameter	Native Sample	MS Added	MS Found	MS %Recovery	Qual	MSD Found	MSD %Recovery	Qual	Recovery Limits	RPD	Qual	RPD Limits
PCB Congeners (NOAA List) - Mansfield Lab Associated sample(s): 01-20 QC Batch ID: WG528538-4 WG528538-5 QC Sample: L1205880-08 Client ID: S-12A-C007-0.0-0.5												
Cl2-BZ#8	2520	1710	3450	54		4320	106		40-140	22		30
Cl3-BZ#18	5650	1710	5290	0	Q	6620	57		40-140	22		30
Cl4-BZ#66	3550	1710	4570	60		5290	102		40-140	15		30
Cl6-BZ#138	1520	1710	2630	65		2960	85		40-140	12		30
Cl6-BZ#128	ND	1710	1690	99		1820	107		40-140	7		30
Cl7-BZ#180	ND	1710	1480	86		1620	95		40-140	9		30
Cl7-BZ#170	ND	1710	1590	93		1700	100		40-140	7		30
Cl8-BZ#195	ND	1710	1420	83		1530	90		40-140	7		30
Cl9-BZ#206	ND	1710	1560	91		1650	97		40-140	6		30
Cl10-BZ#209	ND	1710	1410	82		1480	87		40-140	5		30
Cl3-BZ#28	10700	1710	10800	6	Q	13400	159	Q	40-140	21		30
Cl4-BZ#52	10400	1710	10200	0	Q	12100	100		40-140	17		30
Cl4-BZ#44	3690	1710	4560	51		5250	92		40-140	14		30
Cl5-BZ#101	2520	1710	3420	53		3920	82		40-140	14		30
Cl5-BZ#118	1740	1710	2800	62		3160	83		40-140	12		30
Cl6-BZ#153	2120	1710	3070	55		3460	79		40-140	12		30
Cl5-BZ#105	ND	1710	1750	102		1860	109		40-140	6		30
Cl7-BZ#187	ND	1710	1770	103		1820	107		40-140	3		30

### Matrix Spike Analysis Batch Quality Control

**Project Name:** NORTH OF WOOD ST ANNUAL SAMP  
**Project Number:** TO-0010-04

**Lab Number:** L1205880  
**Report Date:** 04/19/12

Parameter	Native Sample	MS Added	MS Found	MS %Recovery	Qual	MSD Found	MSD %Recovery	Qual	Recovery Limits	RPD	Qual	RPD Limits
-----------	---------------	----------	----------	--------------	------	-----------	---------------	------	-----------------	-----	------	------------

PCB Congeners (NOAA List) - Mansfield Lab Associated sample(s): 01-20    QC Batch ID: WG528538-4    WG528538-5    QC Sample: L1205880-08    Client ID: S-12A-C007-0.0-0.5

Surrogate	MS		MSD		Acceptance Criteria
	% Recovery	Qualifier	% Recovery	Qualifier	
BZ 198	87		93		30-150
DBOB	92		106		30-150

## Lab Control Sample Analysis

### Batch Quality Control

**Project Name:** NORTH OF WOOD ST ANNUAL SAMP

**Lab Number:** L1205880

**Project Number:** TO-0010-04

**Report Date:** 04/19/12

Parameter	LCS		LCSD		%Recovery Limits	RPD	Qual	RPD Limits
	%Recovery	Qual	%Recovery	Qual				
PCB Congeners (NOAA List) - Mansfield Lab Associated sample(s): 22 Batch: WG527852-2 WG527852-3								
CI2-BZ#8	67		73		40-140	8		30
CI3-BZ#18	68		76		40-140	10		30
CI3-BZ#28	76		80		40-140	6		30
CI4-BZ#52	67		71		40-140	6		30
CI4-BZ#44	73		76		40-140	4		30
CI4-BZ#66	78		78		40-140	0		30
CI5-BZ#101	73		74		40-140	1		30
CI5-BZ#118	81		81		40-140	0		30
CI5-BZ#105	81		81		40-140	0		30
CI6-BZ#138	79		78		40-140	1		30
CI7-BZ#187	75		72		40-140	3		30
CI6-BZ#128	78		77		40-140	2		30
CI7-BZ#180	73		71		40-140	3		30
CI7-BZ#170	80		78		40-140	3		30
CI8-BZ#195	79		76		40-140	4		30
CI9-BZ#206	86		84		40-140	3		30
CI10-BZ#209	76		73		40-140	3		30

### Lab Control Sample Analysis

#### Batch Quality Control

**Project Name:** NORTH OF WOOD ST ANNUAL SAMP

**Lab Number:** L1205880

**Project Number:** TO-0010-04

**Report Date:** 04/19/12

Parameter	LCS %Recovery	Qual	LCSD %Recovery	Qual	%Recovery Limits	RPD	Qual	RPD Limits
PCB Congeners (NOAA List) - Mansfield Lab Associated sample(s): 22 Batch: WG527852-2 WG527852-3								

DBOB	80		82		30-150			
BZ 198	86		82		30-150			

PCB Congeners (NOAA List) - Mansfield Lab Associated sample(s): 22 Batch: WG527852-2 WG527852-3								
---	--	--	--	--	--	--	--	--

Cl6-BZ#153	77		77		40-140	0		30
------------	----	--	----	--	--------	---	--	----

Surrogate	LCS %Recovery	Qual	LCSD %Recovery	Qual	Acceptance Criteria
DBOB	80		82		30-150
BZ 198	86		82		30-150

## Lab Control Sample Analysis

### Batch Quality Control

**Project Name:** NORTH OF WOOD ST ANNUAL SAMP

**Lab Number:** L1205880

**Project Number:** TO-0010-04

**Report Date:** 04/19/12

Parameter	LCS		LCSD		%Recovery Limits	RPD	Qual	RPD Limits
	%Recovery	Qual	%Recovery	Qual				
PCB Congeners (NOAA List) - Mansfield Lab Associated sample(s): 01-20 Batch: WG528538-2 WG528538-3								
CI2-BZ#8	92		95		40-140	3		30
CI3-BZ#18	97		96		40-140	1		30
CI3-BZ#28	98		98		40-140	0		30
CI4-BZ#52	79		94		40-140	17		30
CI4-BZ#44	93		94		40-140	1		30
CI4-BZ#66	91		90		40-140	1		30
CI5-BZ#101	91		90		40-140	1		30
CI5-BZ#118	90		91		40-140	1		30
CI5-BZ#105	87		88		40-140	1		30
CI6-BZ#138	89		92		40-140	3		30
CI7-BZ#187	87		88		40-140	1		30
CI6-BZ#128	88		88		40-140	0		30
CI7-BZ#180	85		81		40-140	5		30
CI7-BZ#170	88		88		40-140	0		30
CI8-BZ#195	85		86		40-140	1		30
CI9-BZ#206	96		94		40-140	2		30
CI10-BZ#209	88		88		40-140	0		30

### Lab Control Sample Analysis

#### Batch Quality Control

**Project Name:** NORTH OF WOOD ST ANNUAL SAMP

**Lab Number:** L1205880

**Project Number:** TO-0010-04

**Report Date:** 04/19/12

Parameter	LCS %Recovery	Qual	LCSD %Recovery	Qual	%Recovery Limits	RPD	Qual	RPD Limits
-----------	------------------	------	-------------------	------	---------------------	-----	------	------------

PCB Congeners (NOAA List) - Mansfield Lab Associated sample(s): 01-20 Batch: WG528538-2 WG528538-3

Surrogate	LCS %Recovery	Qual	LCSD %Recovery	Qual	Acceptance Criteria
DBOB	85		78		30-150
BZ 198	92		97		30-150
DBOB	94		96		30-150
BZ 198	93		96		30-150

PCB Congeners (NOAA List) - Mansfield Lab Associated sample(s): 01-20 Batch: WG528538-2 WG528538-3

Cl6-BZ#153	87		91		40-140	4		30
------------	----	--	----	--	--------	---	--	----

Surrogate	LCS %Recovery	Qual	LCSD %Recovery	Qual	Acceptance Criteria
DBOB	85		78		30-150
BZ 198	92		97		30-150
DBOB	94		96		30-150
BZ 198	93		96		30-150

## Lab Control Sample Analysis

### Batch Quality Control

**Project Name:** NORTH OF WOOD ST ANNUAL SAMP  
**Project Number:** TO-0010-04

**Lab Number:** L1205880  
**Report Date:** 04/19/12

Parameter	LCS		LCSD		%Recovery Limits	RPD	Qual	RPD Limits
	%Recovery	Qual	%Recovery	Qual				
PCB Congeners (NOAA List) - Mansfield Lab Associated sample(s): 21 Batch: WG528547-2 WG528547-3								
CI2-BZ#8	96		84		40-140	13		30
CI3-BZ#18	98		95		40-140	3		30
CI3-BZ#28	100		88		40-140	13		30
CI4-BZ#52	110		94		40-140	16		30
CI4-BZ#44	95		91		40-140	4		30
CI4-BZ#66	94		90		40-140	4		30
CI5-BZ#101	94		90		40-140	4		30
CI5-BZ#118	94		92		40-140	2		30
CI5-BZ#105	92		92		40-140	0		30
CI6-BZ#138	92		94		40-140	2		30
CI7-BZ#187	90		90		40-140	0		30
CI6-BZ#128	91		91		40-140	0		30
CI7-BZ#180	86		88		40-140	2		30
CI7-BZ#170	91		91		40-140	0		30
CI8-BZ#195	88		89		40-140	1		30
CI9-BZ#206	98		99		40-140	1		30
CI10-BZ#209	92		92		40-140	0		30

### Lab Control Sample Analysis

Batch Quality Control

**Project Name:** NORTH OF WOOD ST ANNUAL SAMP

**Lab Number:** L1205880

**Project Number:** TO-0010-04

**Report Date:** 04/19/12

Parameter	LCS %Recovery	Qual	LCSD %Recovery	Qual	%Recovery Limits	RPD	Qual	RPD Limits
PCB Congeners (NOAA List) - Mansfield Lab Associated sample(s): 21 Batch: WG528547-2 WG528547-3								

Surrogate	LCS %Recovery	Qual	LCSD %Recovery	Qual	Acceptance Criteria
BZ 198	101		98		30-150
DBOB	93		80		30-150

PCB Congeners (NOAA List) - Mansfield Lab Associated sample(s): 21 Batch: WG528547-2 WG528547-3								
---	--	--	--	--	--	--	--	--

Cl6-BZ#153	89		86		40-140	3		30
------------	----	--	----	--	--------	---	--	----

Surrogate	LCS %Recovery	Qual	LCSD %Recovery	Qual	Acceptance Criteria
BZ 198	101		98		30-150
DBOB	93		80		30-150



# INORGANICS & MISCELLANEOUS

**Project Name:** NORTH OF WOOD ST ANNUAL SAMP  
**Project Number:** TO-0010-04

**Lab Number:** L1205880  
**Report Date:** 04/19/12

**SAMPLE RESULTS**

**Lab ID:** L1205880-01  
**Client ID:** S-12A-C001-0.0-0.5  
**Sample Location:** NEW BEDFORD, MA  
**Matrix:** Sediment

**Date Collected:** 04/03/12 11:24  
**Date Received:** 04/05/12  
**Field Prep:** Not Specified

Parameter	Result	Qualifier	Units	RL	MDL	Dilution Factor	Date Prepared	Date Analyzed	Analytical Method	Analyst
<b>General Chemistry - Mansfield Lab</b>										
Solids, Total	95.3		%	0.100	--	1	-	04/11/12 09:15	30,2540G	KB
Solids, Total (Pre-Dried)	26.2		%	0.100	NA	1	-	04/09/12 14:00	30,2540G	KB



**Project Name:** NORTH OF WOOD ST ANNUAL SAMP  
**Project Number:** TO-0010-04

**Lab Number:** L1205880  
**Report Date:** 04/19/12

**SAMPLE RESULTS**

**Lab ID:** L1205880-02  
**Client ID:** S-12A-C001-0.0-0.5 REP  
**Sample Location:** NEW BEDFORD, MA  
**Matrix:** Sediment

**Date Collected:** 04/03/12 11:28  
**Date Received:** 04/05/12  
**Field Prep:** Not Specified

Parameter	Result	Qualifier	Units	RL	MDL	Dilution Factor	Date Prepared	Date Analyzed	Analytical Method	Analyst
<b>General Chemistry - Mansfield Lab</b>										
Solids, Total	95.9		%	0.100	--	1	-	04/11/12 09:15	30,2540G	KB
Solids, Total (Pre-Dried)	28.6		%	0.100	NA	1	-	04/09/12 14:00	30,2540G	KB



**Project Name:** NORTH OF WOOD ST ANNUAL SAMP  
**Project Number:** TO-0010-04

**Lab Number:** L1205880  
**Report Date:** 04/19/12

**SAMPLE RESULTS**

**Lab ID:** L1205880-03  
**Client ID:** S-12A-C002-0.0-0.5  
**Sample Location:** NEW BEDFORD, MA  
**Matrix:** Sediment

**Date Collected:** 04/03/12 10:47  
**Date Received:** 04/05/12  
**Field Prep:** Not Specified

Parameter	Result	Qualifier	Units	RL	MDL	Dilution Factor	Date Prepared	Date Analyzed	Analytical Method	Analyst
<b>General Chemistry - Mansfield Lab</b>										
Solids, Total	97.7		%	0.100	--	1	-	04/11/12 09:15	30,2540G	KB
Solids, Total (Pre-Dried)	43.0		%	0.100	NA	1	-	04/09/12 14:00	30,2540G	KB



**Project Name:** NORTH OF WOOD ST ANNUAL SAMP  
**Project Number:** TO-0010-04

**Lab Number:** L1205880  
**Report Date:** 04/19/12

**SAMPLE RESULTS**

**Lab ID:** L1205880-04  
**Client ID:** S-12A-C003-0.0-0.5  
**Sample Location:** NEW BEDFORD, MA  
**Matrix:** Sediment

**Date Collected:** 04/03/12 10:11  
**Date Received:** 04/05/12  
**Field Prep:** Not Specified

Parameter	Result	Qualifier	Units	RL	MDL	Dilution Factor	Date Prepared	Date Analyzed	Analytical Method	Analyst
<b>General Chemistry - Mansfield Lab</b>										
Solids, Total	99.4		%	0.100	--	1	-	04/11/12 09:15	30,2540G	KB
Solids, Total (Pre-Dried)	73.2		%	0.100	NA	1	-	04/09/12 14:00	30,2540G	KB



**Project Name:** NORTH OF WOOD ST ANNUAL SAMP  
**Project Number:** TO-0010-04

**Lab Number:** L1205880  
**Report Date:** 04/19/12

**SAMPLE RESULTS**

**Lab ID:** L1205880-05  
**Client ID:** S-12A-C004-0.0-0.5  
**Sample Location:** NEW BEDFORD, MA  
**Matrix:** Sediment

**Date Collected:** 04/03/12 11:03  
**Date Received:** 04/05/12  
**Field Prep:** Not Specified

Parameter	Result	Qualifier	Units	RL	MDL	Dilution Factor	Date Prepared	Date Analyzed	Analytical Method	Analyst
<b>General Chemistry - Mansfield Lab</b>										
Solids, Total	98.3		%	0.100	--	1	-	04/11/12 09:15	30,2540G	KB
Solids, Total (Pre-Dried)	55.9		%	0.100	NA	1	-	04/09/12 14:00	30,2540G	KB



**Project Name:** NORTH OF WOOD ST ANNUAL SAMP  
**Project Number:** TO-0010-04

**Lab Number:** L1205880  
**Report Date:** 04/19/12

**SAMPLE RESULTS**

**Lab ID:** L1205880-06  
**Client ID:** S-12A-C005-0.0-0.5  
**Sample Location:** NEW BEDFORD, MA  
**Matrix:** Sediment

**Date Collected:** 04/03/12 11:11  
**Date Received:** 04/05/12  
**Field Prep:** Not Specified

Parameter	Result	Qualifier	Units	RL	MDL	Dilution Factor	Date Prepared	Date Analyzed	Analytical Method	Analyst
<b>General Chemistry - Mansfield Lab</b>										
Solids, Total	97.7		%	0.100	--	1	-	04/11/12 09:15	30,2540G	KB
Solids, Total (Pre-Dried)	45.5		%	0.100	NA	1	-	04/09/12 14:00	30,2540G	KB



**Project Name:** NORTH OF WOOD ST ANNUAL SAMP  
**Project Number:** TO-0010-04

**Lab Number:** L1205880  
**Report Date:** 04/19/12

**SAMPLE RESULTS**

**Lab ID:** L1205880-07  
**Client ID:** S-12A-C006-0.0-0.5  
**Sample Location:** NEW BEDFORD, MA  
**Matrix:** Sediment

**Date Collected:** 04/03/12 11:45  
**Date Received:** 04/05/12  
**Field Prep:** Not Specified

Parameter	Result	Qualifier	Units	RL	MDL	Dilution Factor	Date Prepared	Date Analyzed	Analytical Method	Analyst
<b>General Chemistry - Mansfield Lab</b>										
Solids, Total	99.3		%	0.100	--	1	-	04/11/12 09:15	30,2540G	KB
Solids, Total (Pre-Dried)	64.2		%	0.100	NA	1	-	04/09/12 14:00	30,2540G	KB





**Project Name:** NORTH OF WOOD ST ANNUAL SAMP  
**Project Number:** TO-0010-04

**Lab Number:** L1205880  
**Report Date:** 04/19/12

**SAMPLE RESULTS**

**Lab ID:** L1205880-08  
**Client ID:** S-12A-C007-0.0-0.5  
**Sample Location:** NEW BEDFORD, MA  
**Matrix:** Sediment

**Date Collected:** 04/03/12 11:58  
**Date Received:** 04/05/12  
**Field Prep:** Not Specified

Parameter	Result	Qualifier	Units	RL	MDL	Dilution Factor	Date Prepared	Date Analyzed	Analytical Method	Analyst
<b>General Chemistry - Mansfield Lab</b>										
Solids, Total	96.0		%	0.100	--	1	-	04/11/12 09:15	30,2540G	KB
Solids, Total (Pre-Dried)	35.6		%	0.100	NA	1	-	04/09/12 14:00	30,2540G	KB



**Project Name:** NORTH OF WOOD ST ANNUAL SAMP  
**Project Number:** TO-0010-04

**Lab Number:** L1205880  
**Report Date:** 04/19/12

**SAMPLE RESULTS**

**Lab ID:** L1205880-09  
**Client ID:** S-12A-C008-0.0-0.5  
**Sample Location:** NEW BEDFORD, MA  
**Matrix:** Sediment

**Date Collected:** 04/03/12 12:09  
**Date Received:** 04/05/12  
**Field Prep:** Not Specified

Parameter	Result	Qualifier	Units	RL	MDL	Dilution Factor	Date Prepared	Date Analyzed	Analytical Method	Analyst
<b>General Chemistry - Mansfield Lab</b>										
Solids, Total	93.6		%	0.100	--	1	-	04/11/12 09:15	30,2540G	KB
Solids, Total (Pre-Dried)	50.2		%	0.100	NA	1	-	04/09/12 14:00	30,2540G	KB



**Project Name:** NORTH OF WOOD ST ANNUAL SAMP  
**Project Number:** TO-0010-04

**Lab Number:** L1205880  
**Report Date:** 04/19/12

**SAMPLE RESULTS**

**Lab ID:** L1205880-10  
**Client ID:** S-12A-C009-0.0-0.5  
**Sample Location:** NEW BEDFORD, MA  
**Matrix:** Sediment

**Date Collected:** 04/03/12 12:20  
**Date Received:** 04/05/12  
**Field Prep:** Not Specified

Parameter	Result	Qualifier	Units	RL	MDL	Dilution Factor	Date Prepared	Date Analyzed	Analytical Method	Analyst
<b>General Chemistry - Mansfield Lab</b>										
Solids, Total	98.4		%	0.100	--	1	-	04/11/12 09:15	30,2540G	KB
Solids, Total (Pre-Dried)	51.3		%	0.100	NA	1	-	04/09/12 14:00	30,2540G	KB



**Project Name:** NORTH OF WOOD ST ANNUAL SAMP  
**Project Number:** TO-0010-04

**Lab Number:** L1205880  
**Report Date:** 04/19/12

**SAMPLE RESULTS**

**Lab ID:** L1205880-11  
**Client ID:** S-12A-C010-0.0-0.5  
**Sample Location:** NEW BEDFORD, MA  
**Matrix:** Sediment

**Date Collected:** 04/03/12 12:30  
**Date Received:** 04/05/12  
**Field Prep:** Not Specified

Parameter	Result	Qualifier	Units	RL	MDL	Dilution Factor	Date Prepared	Date Analyzed	Analytical Method	Analyst
<b>General Chemistry - Mansfield Lab</b>										
Solids, Total	98.6		%	0.100	--	1	-	04/11/12 09:39	30,2540G	KB
Solids, Total (Pre-Dried)	57.4		%	0.100	NA	1	-	04/09/12 14:15	30,2540G	KB



**Project Name:** NORTH OF WOOD ST ANNUAL SAMP  
**Project Number:** TO-0010-04

**Lab Number:** L1205880  
**Report Date:** 04/19/12

**SAMPLE RESULTS**

**Lab ID:** L1205880-12  
**Client ID:** S-12A-C011-0.0-0.5  
**Sample Location:** NEW BEDFORD, MA  
**Matrix:** Sediment

**Date Collected:** 04/04/12 10:15  
**Date Received:** 04/05/12  
**Field Prep:** Not Specified

Parameter	Result	Qualifier	Units	RL	MDL	Dilution Factor	Date Prepared	Date Analyzed	Analytical Method	Analyst
<b>General Chemistry - Mansfield Lab</b>										
Solids, Total	98.5		%	0.100	--	1	-	04/11/12 09:39	30,2540G	KB
Solids, Total (Pre-Dried)	72.3		%	0.100	NA	1	-	04/09/12 14:15	30,2540G	KB



**Project Name:** NORTH OF WOOD ST ANNUAL SAMP  
**Project Number:** TO-0010-04

**Lab Number:** L1205880  
**Report Date:** 04/19/12

**SAMPLE RESULTS**

**Lab ID:** L1205880-13  
**Client ID:** S-12A-C012-0.0-0.5  
**Sample Location:** NEW BEDFORD, MA  
**Matrix:** Sediment

**Date Collected:** 04/04/12 10:30  
**Date Received:** 04/05/12  
**Field Prep:** Not Specified

Parameter	Result	Qualifier	Units	RL	MDL	Dilution Factor	Date Prepared	Date Analyzed	Analytical Method	Analyst
<b>General Chemistry - Mansfield Lab</b>										
Solids, Total	99.3		%	0.100	--	1	-	04/11/12 09:39	30,2540G	KB
Solids, Total (Pre-Dried)	78.6		%	0.100	NA	1	-	04/09/12 14:15	30,2540G	KB



**Project Name:** NORTH OF WOOD ST ANNUAL SAMP  
**Project Number:** TO-0010-04

**Lab Number:** L1205880  
**Report Date:** 04/19/12

**SAMPLE RESULTS**

**Lab ID:** L1205880-14  
**Client ID:** S-12A-C013-0.0-0.5  
**Sample Location:** NEW BEDFORD, MA  
**Matrix:** Sediment

**Date Collected:** 04/04/12 10:40  
**Date Received:** 04/05/12  
**Field Prep:** Not Specified

Parameter	Result	Qualifier	Units	RL	MDL	Dilution Factor	Date Prepared	Date Analyzed	Analytical Method	Analyst
<b>General Chemistry - Mansfield Lab</b>										
Solids, Total	98.8		%	0.100	--	1	-	04/11/12 09:39	30,2540G	KB
Solids, Total (Pre-Dried)	80.7		%	0.100	NA	1	-	04/09/12 14:15	30,2540G	KB



**Project Name:** NORTH OF WOOD ST ANNUAL SAMP  
**Project Number:** TO-0010-04

**Lab Number:** L1205880  
**Report Date:** 04/19/12

**SAMPLE RESULTS**

**Lab ID:** L1205880-15  
**Client ID:** S-12A-C014-0.0-0.5  
**Sample Location:** NEW BEDFORD, MA  
**Matrix:** Sediment

**Date Collected:** 04/04/12 11:00  
**Date Received:** 04/05/12  
**Field Prep:** Not Specified

Parameter	Result	Qualifier	Units	RL	MDL	Dilution Factor	Date Prepared	Date Analyzed	Analytical Method	Analyst
<b>General Chemistry - Mansfield Lab</b>										
Solids, Total	99.4		%	0.100	--	1	-	04/11/12 09:39	30,2540G	KB
Solids, Total (Pre-Dried)	79.0		%	0.100	NA	1	-	04/09/12 14:15	30,2540G	KB





**Project Name:** NORTH OF WOOD ST ANNUAL SAMP  
**Project Number:** TO-0010-04

**Lab Number:** L1205880  
**Report Date:** 04/19/12

**SAMPLE RESULTS**

**Lab ID:** L1205880-16  
**Client ID:** S-12A-C015-0.0-0.5  
**Sample Location:** NEW BEDFORD, MA  
**Matrix:** Sediment

**Date Collected:** 04/04/12 11:15  
**Date Received:** 04/05/12  
**Field Prep:** Not Specified

Parameter	Result	Qualifier	Units	RL	MDL	Dilution Factor	Date Prepared	Date Analyzed	Analytical Method	Analyst
<b>General Chemistry - Mansfield Lab</b>										
Solids, Total	99.1		%	0.100	--	1	-	04/11/12 09:39	30,2540G	KB
Solids, Total (Pre-Dried)	79.5		%	0.100	NA	1	-	04/09/12 14:15	30,2540G	KB



**Project Name:** NORTH OF WOOD ST ANNUAL SAMP  
**Project Number:** TO-0010-04

**Lab Number:** L1205880  
**Report Date:** 04/19/12

**SAMPLE RESULTS**

**Lab ID:** L1205880-17  
**Client ID:** S-12A-C016-0.0-0.5  
**Sample Location:** NEW BEDFORD, MA  
**Matrix:** Sediment

**Date Collected:** 04/04/12 11:30  
**Date Received:** 04/05/12  
**Field Prep:** Not Specified

Parameter	Result	Qualifier	Units	RL	MDL	Dilution Factor	Date Prepared	Date Analyzed	Analytical Method	Analyst
<b>General Chemistry - Mansfield Lab</b>										
Solids, Total	99.1		%	0.100	--	1	-	04/11/12 09:39	30,2540G	KB
Solids, Total (Pre-Dried)	74.3		%	0.100	NA	1	-	04/09/12 14:15	30,2540G	KB



**Project Name:** NORTH OF WOOD ST ANNUAL SAMP  
**Project Number:** TO-0010-04

**Lab Number:** L1205880  
**Report Date:** 04/19/12

**SAMPLE RESULTS**

**Lab ID:** L1205880-18  
**Client ID:** S-12A-C017-0.0-0.5  
**Sample Location:** NEW BEDFORD, MA  
**Matrix:** Sediment

**Date Collected:** 04/04/12 13:15  
**Date Received:** 04/05/12  
**Field Prep:** Not Specified

Parameter	Result	Qualifier	Units	RL	MDL	Dilution Factor	Date Prepared	Date Analyzed	Analytical Method	Analyst
<b>General Chemistry - Mansfield Lab</b>										
Solids, Total	98.7		%	0.100	--	1	-	04/11/12 09:39	30,2540G	KB
Solids, Total (Pre-Dried)	64.0		%	0.100	NA	1	-	04/09/12 14:15	30,2540G	KB



**Project Name:** NORTH OF WOOD ST ANNUAL SAMP  
**Project Number:** TO-0010-04

**Lab Number:** L1205880  
**Report Date:** 04/19/12

**SAMPLE RESULTS**

**Lab ID:** L1205880-19  
**Client ID:** S-12A-C018-0.0-0.5  
**Sample Location:** NEW BEDFORD, MA  
**Matrix:** Sediment

**Date Collected:** 04/04/12 13:25  
**Date Received:** 04/05/12  
**Field Prep:** Not Specified

Parameter	Result	Qualifier	Units	RL	MDL	Dilution Factor	Date Prepared	Date Analyzed	Analytical Method	Analyst
<b>General Chemistry - Mansfield Lab</b>										
Solids, Total	99.4		%	0.100	--	1	-	04/11/12 09:39	30,2540G	KB
Solids, Total (Pre-Dried)	66.3		%	0.100	NA	1	-	04/09/12 14:15	30,2540G	KB



**Project Name:** NORTH OF WOOD ST ANNUAL SAMP  
**Project Number:** TO-0010-04

**Lab Number:** L1205880  
**Report Date:** 04/19/12

**SAMPLE RESULTS**

**Lab ID:** L1205880-20  
**Client ID:** S-12A-C019-0.0-0.5  
**Sample Location:** NEW BEDFORD, MA  
**Matrix:** Sediment

**Date Collected:** 04/04/12 13:40  
**Date Received:** 04/05/12  
**Field Prep:** Not Specified

Parameter	Result	Qualifier	Units	RL	MDL	Dilution Factor	Date Prepared	Date Analyzed	Analytical Method	Analyst
<b>General Chemistry - Mansfield Lab</b>										
Solids, Total	99.1		%	0.100	--	1	-	04/11/12 09:39	30,2540G	KB
Solids, Total (Pre-Dried)	70.6		%	0.100	NA	1	-	04/09/12 14:15	30,2540G	KB



**Project Name:** NORTH OF WOOD ST ANNUAL SAMP  
**Project Number:** TO-0010-04

**Lab Number:** L1205880  
**Report Date:** 04/19/12

**SAMPLE RESULTS**

**Lab ID:** L1205880-21  
**Client ID:** S-12A-C020-0.0-0.5  
**Sample Location:** NEW BEDFORD, MA  
**Matrix:** Sediment

**Date Collected:** 04/04/12 14:15  
**Date Received:** 04/05/12  
**Field Prep:** Not Specified

Parameter	Result	Qualifier	Units	RL	MDL	Dilution Factor	Date Prepared	Date Analyzed	Analytical Method	Analyst
<b>General Chemistry - Mansfield Lab</b>										
Solids, Total	99.4		%	0.100	--	1	-	04/11/12 09:39	30,2540G	KB
Solids, Total (Pre-Dried)	80.7		%	0.100	NA	1	-	04/09/12 14:15	30,2540G	KB



## Lab Duplicate Analysis

Batch Quality Control

**Project Name:** NORTH OF WOOD ST ANNUAL SAMP

**Project Number:** TO-0010-04

**Lab Number:** L1205880

**Report Date:** 04/19/12

Parameter	Native Sample	Duplicate Sample	Units	RPD	Qual	RPD Limits
General Chemistry - Mansfield Lab Associated sample(s): 01-10 QC Batch ID: WG528436-1 QC Sample: L1205880-08 Client ID: S-12A-C007-0.0-0.5						
Solids, Total	96.0	95.6	%	0		20
General Chemistry - Mansfield Lab Associated sample(s): 11-21 QC Batch ID: WG528441-1 QC Sample: L1205880-11 Client ID: S-12A-C010-0.0-0.5						
Solids, Total	98.6	98.6	%	0		20

**Project Name:** NORTH OF WOOD ST ANNUAL SAMP  
**Project Number:** TO-0010-04

**Lab Number:** L1205880  
**Report Date:** 04/19/12

### Sample Receipt and Container Information

Were project specific reporting limits specified? YES

Reagent H2O Preserved Vials Frozen on: NA

#### Cooler Information Custody Seal

##### Cooler

A Absent  
 B Absent

#### Container Information

Container ID	Container Type	Cooler	pH	Temp deg C	Pres	Seal	Analysis(*)
L1205880-01A	Glass 250ml unpreserved	A	N/A	2.3	Y	Absent	A2-TS(7),A2-PCBCONG-8082-NOAA(14),A2-TS-PREDRIED(7)
L1205880-02A	Glass 250ml unpreserved	A	N/A	2.3	Y	Absent	A2-TS(7),A2-PCBCONG-8082-NOAA(14),A2-TS-PREDRIED(7)
L1205880-03A	Glass 250ml unpreserved	A	N/A	2.3	Y	Absent	A2-TS(7),A2-PCBCONG-8082-NOAA(14),A2-TS-PREDRIED(7)
L1205880-04A	Glass 250ml unpreserved	A	N/A	2.3	Y	Absent	A2-TS(7),A2-PCBCONG-8082-NOAA(14),A2-TS-PREDRIED(7)
L1205880-05A	Glass 250ml unpreserved	A	N/A	2.3	Y	Absent	A2-TS(7),A2-PCBCONG-8082-NOAA(14),A2-TS-PREDRIED(7)
L1205880-06A	Glass 250ml unpreserved	A	N/A	2.3	Y	Absent	A2-TS(7),A2-PCBCONG-8082-NOAA(14),A2-TS-PREDRIED(7)
L1205880-07A	Glass 250ml unpreserved	A	N/A	2.3	Y	Absent	A2-TS(7),A2-PCBCONG-8082-NOAA(14),A2-TS-PREDRIED(7)
L1205880-08A	Glass 250ml unpreserved	A	N/A	2.3	Y	Absent	A2-TS(7),A2-PCBCONG-8082-NOAA(14),A2-TS-PREDRIED(7)
L1205880-08B	Glass 250ml unpreserved	A	NA	2.3	Y	Absent	A2-TS(7),A2-PCBCONG-8082-NOAA(14),A2-TS-PREDRIED(7)
L1205880-09A	Glass 250ml unpreserved	A	N/A	2.3	Y	Absent	A2-TS(7),A2-PCBCONG-8082-NOAA(14),A2-TS-PREDRIED(7)
L1205880-10A	Glass 250ml unpreserved	A	N/A	2.3	Y	Absent	A2-TS(7),A2-PCBCONG-8082-NOAA(14),A2-TS-PREDRIED(7)
L1205880-11A	Glass 250ml unpreserved	A	N/A	2.3	Y	Absent	A2-TS(7),A2-PCBCONG-8082-NOAA(14),A2-TS-PREDRIED(7)
L1205880-12A	Glass 250ml unpreserved	A	N/A	2.3	Y	Absent	A2-TS(7),A2-PCBCONG-8082-NOAA(14),A2-TS-PREDRIED(7)
L1205880-13A	Glass 250ml unpreserved	A	N/A	2.3	Y	Absent	A2-TS(7),A2-PCBCONG-8082-NOAA(14),A2-TS-PREDRIED(7)
L1205880-14A	Glass 250ml unpreserved	A	N/A	2.3	Y	Absent	A2-TS(7),A2-PCBCONG-8082-NOAA(14),A2-TS-PREDRIED(7)
L1205880-15A	Glass 250ml unpreserved	A	N/A	2.3	Y	Absent	A2-TS(7),A2-PCBCONG-8082-NOAA(14),A2-TS-PREDRIED(7)
L1205880-16A	Glass 250ml unpreserved	A	N/A	2.3	Y	Absent	A2-TS(7),A2-PCBCONG-8082-NOAA(14),A2-TS-PREDRIED(7)
L1205880-17A	Glass 250ml unpreserved	A	N/A	2.3	Y	Absent	A2-TS(7),A2-PCBCONG-8082-NOAA(14),A2-TS-PREDRIED(7)



**Project Name:** NORTH OF WOOD ST ANNUAL SAMP  
**Project Number:** TO-0010-04

**Lab Number:** L1205880  
**Report Date:** 04/19/12

### Container Information

Container ID	Container Type	Cooler	pH	Temp deg C	Pres	Seal	Analysis(*)
L1205880-18A	Glass 250ml unpreserved	A	N/A	2.3	Y	Absent	A2-TS(7),A2-PCBCONG-8082-NOAA(14),A2-TS-PREDRIED(7)
L1205880-19A	Glass 250ml unpreserved	A	N/A	2.3	Y	Absent	A2-TS(7),A2-PCBCONG-8082-NOAA(14),A2-TS-PREDRIED(7)
L1205880-20A	Glass 250ml unpreserved	A	N/A	2.3	Y	Absent	A2-TS(7),A2-PCBCONG-8082-NOAA(14),A2-TS-PREDRIED(7)
L1205880-21A	Glass 250ml unpreserved	A	N/A	2.3	Y	Absent	A2-TS(7),A2-PCBCONG-8082-NOAA(14),A2-TS-PREDRIED(7)
L1205880-22A	Amber 1000ml unpreserved	A	7	2.3	Y	Absent	A2-PCBCONG-8082-NOAA(7)

### Container Comments

L1205880-01A	INTO NOAA4
L1205880-02A	INTO NOAA4
L1205880-03A	INTO NOAA4
L1205880-04A	INTO NOAA4
L1205880-05A	INTO NOAA4
L1205880-06A	INTO NOAA4
L1205880-07A	INTO NOAA4
L1205880-08A	INTO NOAA4
L1205880-08B	INTO NOAA4
L1205880-09A	INTO NOAA4
L1205880-10A	INTO NOAA4
L1205880-11A	INTO NOAA4
L1205880-12A	INTO NOAA4
L1205880-13A	INTO NOAA4
L1205880-14A	INTO NOAA4
L1205880-15A	INTO NOAA4
L1205880-16A	INTO NOAA4
L1205880-17A	INTO NOAA4
L1205880-18A	INTO NOAA4
L1205880-19A	INTO NOAA4
L1205880-20A	INTO NOAA4
L1205880-21A	INTO NOAA4

\*Values in parentheses indicate holding time in days

**Project Name:** NORTH OF WOOD ST ANNUAL SAMP  
**Project Number:** TO-0010-04

**Lab Number:** L1205880  
**Report Date:** 04/19/12

## GLOSSARY

### Acronyms

EPA	- Environmental Protection Agency.
LCS	- Laboratory Control Sample: A sample matrix, free from the analytes of interest, spiked with verified known amounts of analytes or a material containing known and verified amounts of analytes.
LCSD	- Laboratory Control Sample Duplicate: Refer to LCS.
LFB	- Laboratory Fortified Blank: A sample matrix, free from the analytes of interest, spiked with verified known amounts of analytes or a material containing known and verified amounts of analytes.
MDL	- Method Detection Limit: This value represents the level to which target analyte concentrations are reported as estimated values, when those target analyte concentrations are quantified below the reporting limit (RL). The MDL includes any adjustments from dilutions, concentrations or moisture content, where applicable.
MS	- Matrix Spike Sample: A sample prepared by adding a known mass of target analyte to a specified amount of matrix sample for which an independent estimate of target analyte concentration is available.
MSD	- Matrix Spike Sample Duplicate: Refer to MS.
NA	- Not Applicable.
NC	- Not Calculated: Term is utilized when one or more of the results utilized in the calculation are non-detect at the parameter's reporting unit.
NI	- Not Ignitable.
RL	- Reporting Limit: The value at which an instrument can accurately measure an analyte at a specific concentration. The RL includes any adjustments from dilutions, concentrations or moisture content, where applicable.
RPD	- Relative Percent Difference: The results from matrix and/or matrix spike duplicates are primarily designed to assess the precision of analytical results in a given matrix and are expressed as relative percent difference (RPD). Values which are less than five times the reporting limit for any individual parameter are evaluated by utilizing the absolute difference between the values; although the RPD value will be provided in the report.
SRM	- Standard Reference Material: A reference sample of a known or certified value that is of the same or similar matrix as the associated field samples.

### Footnotes

- 1 - The reference for this analyte should be considered modified since this analyte is absent from the target analyte list of the original method.

### Terms

Analytical Method: Both the document from which the method originates and the analytical reference method. (Example: EPA 8260B is shown as 1,8260B.) The codes for the reference method documents are provided in the References section of the Addendum.

### Data Qualifiers

- |           |   |
|-----------|---|
| <b>A</b>  | - Spectra identified as "Aldol Condensation Product".   |
| <b>B</b>  | - The analyte was detected above the reporting limit in the associated method blank. Flag only applies to associated field samples that have detectable concentrations of the analyte at less than five times (5x) the concentration found in the blank. For MCP-related projects, flag only applies to associated field samples that have detectable concentrations of the analyte at less than ten times (10x) the concentration found in the blank. For DOD-related projects, flag only applies to associated field samples that have detectable concentrations of the analyte at less than ten times (10x) the concentration found in the blank AND the analyte was detected above one-half the reporting limit (or above the reporting limit for common lab contaminants) in the associated method blank. For NJ-Air-related projects, flag only applies to associated field samples that have detectable concentrations of the analyte above the reporting limit. |
| <b>C</b>  | - Co-elution: The target analyte co-elutes with a known lab standard (i.e. surrogate, internal standards, etc.) for co-extracted analyses.  |
| <b>D</b>  | - Concentration of analyte was quantified from diluted analysis. Flag only applies to field samples that have detectable concentrations of the analyte.   |
| <b>E</b>  | - Concentration of analyte exceeds the range of the calibration curve and/or linear range of the instrument.  |
| <b>G</b>  | - The concentration may be biased high due to matrix interferences (i.e. co-elution) with non-target compound(s). The result should be considered estimated.  |
| <b>H</b>  | - The analysis of pH was performed beyond the regulatory-required holding time of 15 minutes from the time of sample collection.  |
| <b>I</b>  | - The RPD between the results for the two columns exceeds the method-specified criteria; however, the lower value has been reported due to obvious interference.  |
| <b>M</b>  | - Reporting Limit (RL) exceeds the MCP CAM Reporting Limit for this analyte.  |
| <b>NJ</b> | - Presumptive evidence of compound. This represents an estimated concentration for Tentatively Identified Compounds (TICs), where the identification is based on a mass spectral library search.  |

Report Format: Data Usability Report



**Project Name:** NORTH OF WOOD ST ANNUAL SAMP  
**Project Number:** TO-0010-04

**Lab Number:** L1205880  
**Report Date:** 04/19/12

**Data Qualifiers**

- P** - The RPD between the results for the two columns exceeds the method-specified criteria.
- Q** - The quality control sample exceeds the associated acceptance criteria. For DOD-related projects, LCS and/or Continuing Calibration Standard exceedences are also qualified on all associated sample results. Note: This flag is not applicable for matrix spike recoveries when the sample concentration is greater than 4x the spike added or for batch duplicate RPD when the sample concentrations are less than 5x the RL. (Metals only.)
- R** - Analytical results are from sample re-analysis.
- RE** - Analytical results are from sample re-extraction.
- J** - Estimated value. This represents an estimated concentration for Tentatively Identified Compounds (TICs).
- ND** - Not detected at the reporting limit (RL) for the sample.

Report Format: Data Usability Report

---



**Project Name:** NORTH OF WOOD ST ANNUAL SAMP  
**Project Number:** TO-0010-04

**Lab Number:** L1205880  
**Report Date:** 04/19/12

## REFERENCES

- 1 Test Methods for Evaluating Solid Waste: Physical/Chemical Methods. EPA SW-846. Third Edition. Updates I - IIIA, 1997.
- 30 Standard Methods for the Examination of Water and Wastewater. APHA-AWWA-WPCF. 18th Edition. 1992.

## LIMITATION OF LIABILITIES

Alpha Analytical performs services with reasonable care and diligence normal to the analytical testing laboratory industry. In the event of an error, the sole and exclusive responsibility of Alpha Analytical shall be to re-perform the work at it's own expense. In no event shall Alpha Analytical be held liable for any incidental, consequential or special damages, including but not limited to, damages in any way connected with the use of, interpretation of, information or analysis provided by Alpha Analytical.

We strongly urge our clients to comply with EPA protocol regarding sample volume, preservation, cooling, containers, sampling procedures, holding time and splitting of samples in the field.



## Certificate/Approval Program Summary

Last revised January 30, 2012 – Mansfield Facility

The following list includes only those analytes/methods for which certification/approval is currently held. For a complete listing of analytes for the referenced methods, please contact your Alpha Customer Service Representative.

### **Connecticut Department of Public Health Certificate/Lab ID: PH-0141.**

*Wastewater/Non-Potable Water* (Inorganic Parameters: pH, Turbidity, Conductivity, Alkalinity, Aluminum, Antimony, Arsenic, Barium, Beryllium, Boron, Cadmium, Calcium, Chromium, Cobalt, Copper, Iron, Lead, Magnesium, Manganese, Mercury, Molybdenum, Nickel, Potassium, Selenium, Silver, Sodium, Strontium, Thallium, Tin, Vanadium, Zinc, Total Residue (Solids), Total Suspended Solids (non-filterable), Total Cyanide. Organic Parameters: PCBs, Organochlorine Pesticides, Technical Chlordane, Toxaphene, Acid Extractables, Benzidines, Phthalate Esters, Nitrosamines, Nitroaromatics & Isophorone, PAHs, Haloethers, Chlorinated Hydrocarbons, Volatile Organics.)

*Solid Waste/Soil* (Inorganic Parameters: pH, Aluminum, Antimony, Arsenic, Barium, Beryllium, Cadmium, Calcium, Chromium, Hexavalent Chromium, Cobalt, Copper, Iron, Lead, Magnesium, Manganese, Mercury, Molybdenum, Nickel, Potassium, Selenium, Silver, Sodium, Thallium, Vanadium, Zinc, Total Organic Carbon, Total Cyanide, Corrosivity, TCLP 1311. Organic Parameters: PCBs, Organochlorine Pesticides, Technical Chlordane, Toxaphene, Volatile Organics, Acid Extractables, Benzidines, Phthalates, Nitrosamines, Nitroaromatics & Cyclic Ketones, PAHs, Haloethers, Chlorinated Hydrocarbons.)

### **Florida Department of Health Certificate/Lab ID: E87814. *NELAP Accredited.***

*Non-Potable Water* (Inorganic Parameters: SM2320B, SM2540D, SM2540G.)

*Solid & Chemical Materials* (Inorganic Parameters: 6020, 7470, 7471, 9045. Organic Parameters: EPA 8260, 8270, 8082, 8081.)

*Air & Emissions* (EPA TO-15.)

### **Louisiana Department of Environmental Quality Certificate/Lab ID: 03090. *NELAP Accredited.***

*Non-Potable Water* (Inorganic Parameters: EPA 180.1, 245.7, 1631E, 3020, 6020A, 7470A, 9040, 9050A, SM2320B, 2540D, 2540G, 4500H-B, Organic Parameters: EPA 3510C, 3580A, 3630C, 3640A, 3660B, 3665A, 5030B, 8015D, 3570, 8081B, 8082A, 8260B, 8270C, 8270D.)

*Solid & Chemical Materials* (Inorganic Parameters: EPA 1311, 3050, 3051A, 3060A, 6020A, 7196A, 7470A, 7471B, 7474, 9040B, 9045C, 9060. Organic Parameters: EPA 3540C, 3570B, 3580A, 3630C, 3640A, 3660, 3665A, 5035, 8015D, 8081B, 8082A, 8260B, 8270C, 8270D.)

*Biological Tissue* (Inorganic Parameters: EPA 6020A. Organic Parameters: EPA 3570, 3510C, 3610B, 3630C, 3640A, 8270C, 8270D.)

*Air & Emissions* (EPA TO-15.)

### **New Hampshire Department of Environmental Services Certificate/Lab ID: 2206. *NELAP Accredited.***

*Non-Potable Water* (Inorganic Parameters: EPA 245.7, 1631E, 6020A, 7470A, 9040B, 9050A, SM2540D, 2540G, 4500H+B, 2320B. Organic Parameters: EPA 8081B, 8082A, 8260B, 8270C, 8015D.)

*Solid & Chemical Materials* (Inorganic Parameters: SW-846 1311, 1312, 3050B, 3051A, 3060A, 6020A, 7471A, 9040B, 9045C, 7196A. Organic Parameters: SW-846 3540C, 3580A, 3630C, 3640A, 3660B, 3665A, 5035, 8260B, 8270C, 8015D, 8082A, 8081B.)

### **New Jersey Department of Environmental Protection Certificate/Lab ID: MA015. *NELAP Accredited.***

*Non-Potable Water* (Inorganic Parameters: SW-846 1312, 3010, 3020A, SM2320B, SM2540D, 2540G, EPA 180.1, 1631E, SW-846 7470A, 9040B, 6020, 9050A. Organic Parameters: SW-846 3510C, 3580A, 5030B, 5035L, 5035H, 3630C, 3640A, 3660B, 3665A, 8015B 8081A, 8082, 8260B, 8270C)

*Solid & Chemical Materials* (Inorganic Parameters: SW-846 6020, 1311, 1312, 3050B, 3051, 3060A, 7196A, 7470A, 7471A, 7474, 9040B, 9045C, 9060. Organic Parameters: SW-846 3540C, 3570, 3580A, 5030B, 5035L, 5035H, 3630C, 3640A, 3660B, 3665A, 8081A, 8082, 8260B, 8270C, 8015B.)

*Atmospheric Organic Parameters* (EPA TO-15)

*Biological Tissue* (Inorganic Parameters: SW-846 6020 Organic Parameters: SW-846 8270C, 3510C, 3570, 3610C, 3630C, 3640A)

**New York Department of Health** Certificate/Lab ID: 11627. **NELAP Accredited.**

*Non-Potable Water* (Inorganic Parameters: SM2320B, SM2540D, EPA 200.8, 6020, 1631E, 245.1, 245.7, 7470A, 9014, 9040B, 9050, 120.1, 4500CN-E, 4500H-B, EPA 376.2, 180.1, 3020A. Organic Parameters: EPA 8260B, 8270C, 8081A, 8082, 3510C, 5030B.)

*Solid & Hazardous Waste* (Inorganic Parameters: EPA 6020, 7196A, 3060A, 7471A, 7474, 9014, 9040B, 9045C, 9010B. Organic Parameters: EPA 8260B, 8270C, 8081A, DRO 8015B, 8082, 1311, 1312, 3050B, 3580, 3570, 3051, 5035, 5030B.)

*Air & Emissions* (EPA TO-15.)

**Pennsylvania** Certificate/Lab ID: 68-02089 **NELAP Accredited**

*Solid & Hazardous Waste* (Inorganic Parameters: EPA 6020A, 7471B, 7474. Organic Parameters: EPA 3050B, 3540C, 3630C, 8270C, 8081B, 8082A.)

**Rhode Island Department of Health** Certificate/Lab ID: LAO00299. **NELAP Accredited via LA-DEQ.**

Refer to LA-DEQ Certificate for Non-Potable Water.

**Texas Commission of Environmental Quality** Certificate/Lab ID: T104704419-08-TX. **NELAP Accredited.**

*Solid & Chemical Materials* (Inorganic Parameters: EPA 6020, 7470, 7471, 1311, 7196, 9040, 9045, 9060. Organic Parameters: EPA 8015, 8270, 8260, 8081, 8082.)

*Air* (Organic Parameters: EPA TO-15)

**Washington State Department of Ecology** Certificate/Lab ID: C954. *Non-Potable Water* (Inorganic Parameters: SM2540D, 180.1, 1631E.)

*Solid & Chemical Materials* (Inorganic Parameters: EPA 6020, 7470, 7471, 7474, 9045C, 9050A, 9060. Organic Parameters: EPA 8081, 8082, 8015 Mod, 8270.)

**Virginia Division of Consolidated Laboratory Services** Certificate/Lab ID: 460194. **NELAP Accredited.**

*Non-Potable Water* (Inorganic Parameters: EPA 3020A, 6020A, 245.7, 9040B, SM4500H-B. Organic Parameters: EPA 3510C, 3640A, 3660B, 3665A, 8270C, 8270D, 8082A, 8081B.)

*Solid & Chemical Materials* (Inorganic Parameters: EPA 6020A, 7470A, 7471B, 9040B, 9045C, 3050B, 3051. Organic Parameters: EPA 3540C, 3580A, 3630C, 3640A, 3660B, 3665A, 3570, 8270C, 8270D, 8081B, 8082A, 8015D.)

**U.S. Army Corps of Engineers**

**Department of Defense, L-A-B** Certificate/Lab ID: L2217.01.

*Non-Potable Water* (Inorganic Parameters: EPA 6020A, SM4500H-B. Organic Parameters: 3020A, 3510C, 5030B, 8260B, 8270C, 8270C-ALK-PAH, 8082, 8081A, 8015D-SHC, 8015D.)

*Solid & Hazardous Waste* (Inorganic Parameters: EPA 1311, 1312, 3050B, 6020A, 7471A, 9045C, 9060, SM 2540G, ASTM D422-63. Organic Parameters: EPA 3580A, 3570, 3540C, 5035A, 8260B, 8270C, 8270-ALK-PAH, 8082, 8081A, 8015D-SHC, 8015D.)

*Air & Emissions* (EPA TO-15.)

**Analytes Not Accredited by NELAP**

Certification is not available by NELAP for the following analytes: **8270C**: Biphenyl. **TO-15**: Halothane, 2,4,4-Trimethyl-2-pentene, 2,4,4-Trimethyl-1-pentene, Thiophene, 2-Methylthiophene, 3-Methylthiophene, 2-Ethylthiophene, 1,2,3-Trimethylbenzene, Indan, Indene, 1,2,4,5-Tetramethylbenzene, Benzothiophene, 2-Methylnaphthalene, 1-Methylnaphthalene.



# MANSFIELD CHAIN OF CUSTODY

PAGE 1 OF 5

WESTBORO, MA  
TEL: 508-898-9220  
FAX: 508-898-9193

MANSFIELD, MA  
TEL: 508-822-9300  
FAX: 508-822-3288

### Client Information

Client: WOODS Hole Group  
Address: 81 Technology Park  
East Falmouth, MA 02536  
Phone: 508-540-8080  
Fax: 508-540-1001  
Email: DSTUART@VHGRP.COM

These samples have been previously analyzed by Alpha

### Project Information

Project Name: North of Wood Street annual Sampling  
Project Location: New Bedford, MA  
Project #: TO-0010-04  
Project Manager: Dave Walsh  
ALPHA Quote #:

### Turn-Around Time

Standard  RUSH (only confirmed if pre-approved!)  
Date Due: \_\_\_\_\_ Time: \_\_\_\_\_

### Date Rec'd in Lab:

### Report Information - Data Deliverables

FAX  EMAIL  
 ADEx  Add'l Deliverables

ALPHA Job #: L1205880

### Billing Information

Same as Client info PO #:

### Regulatory Requirements/Report Limits

State /Fed Program \_\_\_\_\_ Criteria \_\_\_\_\_

Other Project Specific Requirements/Comments/Detection Limits:  
Please homogenize sample before analysis. Project-specific EDD  
**PLEASE NOTE** Please retain any extra sediment  
MS/MSD (at unit cost) will be omitted unless you check here:

ANALYSIS  
PcB Congeners (8092)  
ARCHIVE

**SAMPLE HANDLING**

Filtration \_\_\_\_\_

Done

Not needed

Lab to do Preservation

Lab to do

(Please specify below)

ALPHA Lab ID (Lab Use Only)	Sample ID	Collection		Sample Matrix	Sampler's Initials	TOTAL # BOTTLES		Sample Specific Comments	
		Date	Time						
05880-01	S-12A-C001-0.0-0.5	4/3/12	1124	SED	DGS	X		Ø39 <sup>Keep extra material</sup>	1
	S-12A-C001-0.5-1.0		1124			X		Ø39 Archive	1
02	S-12A-C001-0.0-0.5 REP		1128			X		Ø39-REP	1
	S-12A-C001-0.5-1.0 REP		1128			X		Ø39-REP Archive	1
03	S-12A-C002-0.0-0.5		1047			X		Ø23	1
	S-12A-C002-0.5-0.8		1047			X		Ø23 Archive	1
04	S-12A-C003-0.0-0.5		1011			X		Ø16	1
05	S-12A-C004-0.0-0.5		1103			X		Ø28	1
	S-12A-C004-0.5-1.0		1103			X		Ø28 Archive	1
06	S-12A-C005-0.0-0.5		1111			X		Ø33	1

Container Type	A	A					
Preservative	A	A					

Please print clearly, legibly and completely. Samples can not be logged in and turnaround time clock will not start until any ambiguities are resolved. All samples submitted are subject to Alpha's Terms and Conditions. See reverse side.  
Delivery Order 0010-04  
May 2012

Relinquished By:	Date/Time	Received By:	Date/Time
<u>Duck M...</u>	<u>4/5/12 9:05</u>	<u>[Signature]</u>	<u>4/5/12 9:05</u>
<u>[Signature]</u>	<u>4/5/12 17:05</u>	<u>[Signature]</u>	<u>4/5/12 17:05</u>





**MANSFIELD CHAIN OF CUSTODY**

PAGE 2 OF 5

WESTBORO, MA  
 TEL: 508-898-9220  
 FAX: 508-898-9193

MANSFIELD, MA  
 TEL: 508-822-9300  
 FAX: 508-822-3288

**Client Information**

Client: WOODS Hole Group  
 Address: 81 Technology Park  
East Falmouth, MA 02536  
 Phone: 508-540-8080  
 Fax: 508-540-1001  
 Email: DSTUART@WHGRP.COM

**Project Information**

Project Name: North of Wood Street annual Sampling  
 Project Location: New Bedford, MA  
 Project #: TO-0010-04  
 Project Manager: Dave Walsh  
 ALPHA Quote #:

**Turn-Around Time**

Standard  RUSH (only confirmed if pre-approved)  
 Date Due: \_\_\_\_\_ Time: \_\_\_\_\_

Date Rec'd in Lab:

ALPHA Job #: L1205880

**Report Information - Data Deliverables**

FAX  EMAIL  
 ADEx  Add'l Deliverables

**Billing Information**

Same as Client info PO #:

**Regulatory Requirements/Report Limits**

State/Fed Program \_\_\_\_\_ Criteria \_\_\_\_\_

Other Project Specific Requirements/Comments/Detection Limits:  
Please homogenize samples before analysis. Project-specific  
**PLEASE NOTE EDD, Please retain extra sediment**  
 MS/MSD (at unit cost) will be omitted unless you check here:

ALPHA Lab ID (Lab Use Only)	Sample ID	Collection		Sample Matrix	Sampler's Initials	ANALYSIS	PEB Condensers (8082)	ARCHIVE	SAMPLE HANDLING		TOTAL # BOTTLES
		Date	Time						Filtration	Preservation	
	S-12A-C005-0.5-1.0	4/3/12	11:11	SED	DGS	X			<input type="checkbox"/> Done	<input type="checkbox"/> Lab to do	1
05880-07	S-12A-C006-0.0-0.5		1145			X			<input type="checkbox"/> Not needed	<input type="checkbox"/> Lab to do	1
	S-12A-C006-0.5-1.0		1145			X			<input type="checkbox"/> Lab to do	Archive	1
-08	S-12A-C007-0.0-0.5		1158			X			<input type="checkbox"/> Lab to do	Archive	1
	S-12A-C007-0.5-1.0		1158			X			<input type="checkbox"/> Lab to do	Archive	1
(-08)	S-12A-C007-0.0-0.5 MSMSD		1158			X			<input type="checkbox"/> Lab to do	MSMSD	1
-09	S-12A-C008-0.0-0.5		1209			X			<input type="checkbox"/> Lab to do	Archive	1
	S-12A-C008-0.5-1.0		1209			X			<input type="checkbox"/> Lab to do	Archive	1
-10	S-12A-C009-0.0-0.5		1220			X			<input type="checkbox"/> Lab to do	Archive	1
	S-12A-C009-0.5-1.0		1220			X			<input type="checkbox"/> Lab to do	Archive	1

Container Type A A  
 Preservative A A

Please print clearly, legibly and completely. Samples can not be logged in and turnaround time clock will not start until any ambiguities are resolved. All samples submitted are subject to Alpha's Terms and Conditions. See reverse side. Delivery Order 0010-04

Relinquished By: Dave Stuart Date/Time: 4/5/12 0905  
Mark 4/5/12 1705  
 Received By: [Signature] Date/Time: 4/5/12 905  
[Signature] 4/5/12 1705



# MANSFIELD CHAIN OF CUSTODY

PAGE 3 OF 5

WESTBORO, MA  
TEL: 508-898-9220  
FAX: 508-898-9193

MANSFIELD, MA  
TEL: 508-822-9300  
FAX: 508-822-3288

## Client Information

Client: Woods Hole Group  
Address: 81 Technology Park  
East Falmouth, MA 02536  
Phone: 508-540-8080  
Fax: 508-540-1061  
Email: DSTUART@WHGRP.COM

## Project Information

Project Name: North of Wood Street Annual Sampling  
Project Location: New Bedford, MA  
Project #: TO-0010-04  
Project Manager: Dave Walsh  
ALPHA Quote #:

## Turn-Around Time

Standard  RUSH (only confirmed if pre-approved!)  
Date Due: \_\_\_\_\_ Time: \_\_\_\_\_

Date Rec'd in Lab: \_\_\_\_\_

## Report Information - Data Deliverables

FAX  EMAIL  
 ADEx  Add'l Deliverables

ALPHA Job #: L1205880

## Billing Information

Same as Client info PO #: \_\_\_\_\_

## Regulatory Requirements/Report Limits

State /Fed Program \_\_\_\_\_ Criteria \_\_\_\_\_

Other Project Specific Requirements/Comments/Detection Limits:  
Please homogenize samples before analysis, Project-specific EDD  
**PLEASE NOTE** Please retain ~~extra~~ sediment after analyses  
MS/MSD (at unit cost) will be omitted unless you check here:

TOTAL # BOTTLES

**SAMPLE HANDLING**

Filtration \_\_\_\_\_

Done

Not needed

Preservation \_\_\_\_\_

Lab to do

Lab to do

(Please specify below)

Sample Specific Comments

ALPHA Lab ID (Lab Use Only)	Sample ID	Collection		Sample Matrix	Sampler's Initials	Analysis										Sample Specific Comments	TOTAL # BOTTLES			
		Date	Time			1	2	3	4	5	6	7	8	9	10					
05880-11	S-12A-C010-0.0-0.5	4/3/12	1230	SED	DGS	X													Ø62 Please retain extra sediment	1
	S-12A-C010-0.5-1.0	4/3/12	1230				X												Ø62 archive	1
-12	S-12A-C011-0.0-0.5	4/4/12	1015			X													NWS-40	1
	S-12A-C011-0.5-1.0		1015				X												NWS-40 archive	1
-13	S-12A-C012-0.0-0.5		1030			X													NWS-41	1
	S-12A-C012-0.5-1.0		1030				X												NWS-41 archive	1
-14	S-12A-C013-0.0-0.5		1040			X													NWS-30W	1
	S-12A-C013-0.5-1.0		1040				X												NWS-30W archive	1
-15	S-12A-C014-0.0-0.5		1100			X													NWS-42	1
	S-12A-C014-0.5-1.0		1100				X												NWS-42 archive	1

PCB Congener (808) Archive

Container Type AA  
Preservative AA

Relinquished By: <u>Dave Walsh</u>	Date/Time: <u>4/5/12 0905</u>	Received By: <u>W. G. M.</u>	Date/Time: <u>4/5/12 905</u>
<u>W. G. M.</u>	<u>4/5/12 1705</u>	<u>W. G. M.</u>	<u>4/5/12 1705</u>

Please print clearly, legibly and completely. Samples can not be logged in and turnaround time clock will not start until any ambiguities are resolved. All samples submitted are subject to Alpha's Terms and Conditions. See reverse side.  
Delivery Order 0010-04  
May 2012





## **APPENDIX C. QUALITY ASSURANCE DATA COMPARISON**

**This page left intentionally blank**

## MEMORANDUM FOR RECORD

SUBJECT: North of Wood Street, 2012 Quality Assurance (QA) Evaluation - New Bedford Harbor Superfund Site, New Bedford, Massachusetts

The following documents the subject evaluation:

- 1) One QA-Split sample was collected on 4-4-2012 at the park across from the Aerovox facility. The sample was collected in the tidal grass on the shoreline at low tide and was considered a sediment sample. I performed the QA-oversight of the sampling operations (conducted by Dack Stewart and another WHG sampling team member).
- 2) The QA-Lab was Analytics which subcontracted the analytical task to TAL-Pittsburg. The result for Total PCBs by 8082-18 NOAA Congeners x 2.6 = 894 ug/kg.
- 3) The primary Lab was Alpha Analytical. The results for Total PCBs by 8082-(18 NOAA Congeners x 2.6 = 1283 ug/kg.
- 4) The RPD between QA vs. Primary labs = 36 % RPD\* (< 50% RPD is acceptable for QA-splits) which is a good comparison.

\* Note: The 36% RPD could be due to normal heterogeneity or the difference in extraction efficiency between the QA-Lab's extraction by Method 3541 by Automated Soxhlet Extraction (Probably not air dried because the % solids was 81%) vs. the Primary Lab's extraction by Method 3540C Soxhlet (Regular with air drying to 99% solids).

In conclusion, it was a very good QC with no major discrepancies noted.



MARK E. KOENIG  
Senior Chemist  
U.S. Army Corps of Engineers

**QA Summary**

**Table C-1. Quality Assurance comparison of PCB congeners.**

<b>Congener</b>	<b>Analytics Environmental (AEL) Result (µg/kg) S-12A-C012-0.0-0.5QA</b>	<b>Alpha Analytical (AAL) Result (µg/kg) S-12A-C012-0.0-0.5</b>
PCB-8	9.6	17.9
PCB-18	44	42.5
PCB-28	92	100
PCB-44	24	34.3
PCB-52	61	94
PCB-66	20	54.8
PCB-101	17	40.4
PCB-105	4.8	ND
PCB-118	14	38.2
PCB-128	2	ND
PCB-138	18	34.6
PCB-153	25	36.6
PCB-170	3.4	ND
PCB-180	3.1	ND
PCB-187	4.9	ND
PCB-195	ND	ND
PCB-206	0.86	ND
PCB-209	ND	ND

Percent Solids (%)	81	99.3
Sum of congeners (µg/kg)	344	493
Total PCBs (µg/kg)	894	1283

The remainder of this appendix is the Analytics Environmental Laboratory report.



Mr. Mark Koenig  
U.S. Army Engr District, New England  
696 Virginia Road  
Concord MA 01742-2751

**Report Number: 72486**

**Revision: Rev. 0**

**Re: North of Wood Street (Project No: TO-0010-)**


Enclosed are the results of the analyses on your sample(s). Samples were received on 05 April 2012 and analyzed for the tests listed. Samples were received in acceptable condition, with the exceptions noted below or on the chain of custody. These results pertain to samples as received by the laboratory and for the analytical tests requested on the chain of custody. The results reported herein conform to the most current NELAC standards, where applicable, unless otherwise narrated in the body of the report. Please see individual reports for specific methodologies and references.

<u>Lab Number</u>	<u>Sample Date</u>	<u>Station Location</u>	<u>Analysis</u>	<u>Comments</u>
72486-1	04/04/12	S-12A-C012-0.0-0.5 QA	Subcontract	

**Sample Receipt Exceptions:** None

Analytics Environmental Laboratory is certified by the states of New Hampshire, Maine, Massachusetts, Connecticut, Rhode Island, Virginia, Maryland, and North Carolina, and is accredited by the Department of Defense (DOD) ELAP program. A list of actual certified parameters is available upon request.

If you have any questions on these results, please do not hesitate to contact us

Authorized signature   
Stephen L. Knollmeyer Lab. Director  
Date 04/19/2012

**This report shall not be reproduced, except in full, without the written consent of Analytics Environmental Laboratory, LLC.**

## ANALYTICAL REPORT

Job Number: 180-9654-1

Job Description: North & Wood Street ; T0-0010

For:

Analytics Environmental Laboratory, LLC  
195 Commerce Way  
Suite E  
Portsmouth, NH 03801  
Attention: Ms. Kate Zaleski



Approved for release.  
Veronica Bortot  
Project Manager II  
4/19/2012 4:01 PM

---

Veronica Bortot  
Project Manager II  
veronica.bortot@testamericainc.com  
04/19/2012

The test results in this report meet all NELAP requirements for parameters for which accreditation is required or available. Any exceptions to the NELAP requirements are noted in this report. Pursuant to NELAP, this report may not be reproduced, except in full, without the written approval of the laboratory. This report is confidential and is intended for the sole use of TestAmerica and its client. All questions regarding this report should be directed to the TestAmerica Project Manager or designee who has signed this report.

**TestAmerica Laboratories, Inc.**

TestAmerica Pittsburgh 301 Alpha Drive, RIDC Park, Pittsburgh, PA 15238  
Tel (412) 963-7058 Fax (412) 963-2468 [www.testamericainc.com](http://www.testamericainc.com)

# Table of Contents

Cover Title Page . . . . .	1
Data Summaries . . . . .	4
Report Narrative . . . . .	4
Manual Integration Summary . . . . .	5
Sample Summary . . . . .	11
Executive Summary . . . . .	12
Method Summary . . . . .	13
Method / Analyst Summary . . . . .	14
Sample Datasheets . . . . .	15
Surrogate Summary . . . . .	20
QC Data Summary . . . . .	21
Data Qualifiers . . . . .	27
QC Association Summary . . . . .	28
Lab Chronicle . . . . .	29
Reagent Traceability . . . . .	31
Certification Summary . . . . .	40
Organic Sample Data . . . . .	41
GC Semi VOA . . . . .	41
8082A_Con . . . . .	41
8082A_Con QC Summary . . . . .	42
8082A_Con Sample Data . . . . .	57
Standards Data . . . . .	65
8082A_Con ICAL Data . . . . .	65
8082A_Con CCAL Data . . . . .	146
Raw QC Data . . . . .	188
8082A_Con Blank Data . . . . .	188

# Table of Contents

8082A_Con LCS/LCSD Data .....	196
8082A_Con MS/MSD Data .....	204
8082A_Con Run Logs .....	220
8082A_Con Prep Data .....	224
<b>Inorganic Sample Data .....</b>	<b>225</b>
General Chemistry Data .....	225
Gen Chem Cover Page .....	226
Gen Chem MDL .....	227
Gen Chem Analysis Run Log .....	229
Gen Chem Prep Data .....	230
<b>Shipping and Receiving Documents .....</b>	<b>231</b>
Client Chain of Custody .....	232
Sample Receipt Checklist .....	234

## CASE NARRATIVE

**Client: Analytics Environmental Laboratory, LLC**

**Project: North & Wood Street ; T0-0010**

**Report Number: 180-9654-1**

With the exceptions noted as flags or footnotes, standard analytical protocols were followed in the analysis of the samples and no problems were encountered or anomalies observed. In addition all laboratory quality control samples were within established control limits, with any exceptions noted below. Each sample was analyzed to achieve the lowest possible reporting limit within the constraints of the method. In some cases, due to interference or analytes present at high concentrations, samples were diluted. For diluted samples, the reporting limits are adjusted relative to the dilution required.

Calculations are performed before rounding to avoid round-off errors in calculated results.

All holding times were met and proper preservation noted for the methods performed on these samples, unless otherwise detailed in the individual sections below.

### **RECEIPT**

The samples were received on 04/06/2012; the samples arrived in good condition, properly preserved and on ice. The temperature of the coolers at receipt was 1.4 C.

### **PCB CONGENERS**

PCB-28 was detected in method blank MB 180-33265/1-A at a level that was above the method detection limit but below the reporting limit. The value should be considered an estimate, and has been flagged "J". If the associated sample reported a result above the MDL /RL, the result has been "B" flagged. Refer to the QC report for details.

Several analytes failed the recovery criteria high for the MS of sample S-12A-CO12-0.0-0.5QAMS (180-9654-1) in batch 180-33392.

Several analytes failed the recovery criteria high for the MSD of sample S-12A-CO12-0.0-0.5QAMSD (180-9654-1) in batch 180-33392. PCB-66 exceeded the RPD limit. Refer to the QC report for details.

Prior to analysis the following sample required a dilution of 2x: S-12A-CO12-0.0-0.5QA (180-9654-1). The reporting limits have been adjusted accordingly.

No other difficulties were encountered during the PCB Congeners analysis.

All other quality control parameters were within the acceptance limits.

### **PERCENT SOLIDS**

No difficulties were encountered during the % solids analysis.

All quality control parameters were within the acceptance limits.

GC SEMI VOA MANUAL INTEGRATION SUMMARY

Lab Name: TestAmerica Pittsburgh Job No.: 180-9654-1

SDG No.: \_\_\_\_\_

Instrument ID: GC12 Analysis Batch Number: 32402

Lab Sample ID: IC 180-32402/1 Client Sample ID: \_\_\_\_\_

Date Analyzed: 04/04/12 09:55 Lab File ID: W0420071.D GC Column: Rxi-50 ID: 0.53 (mm)

COMPOUND NAME	RETENTION TIME	MANUAL INTEGRATION		
		REASON	ANALYST	DATE
PCB-180	13.45	Peak Split	eppinged	
PCB-156	13.46	Peak Split	eppinged	04/04/12 11:31

Lab Sample ID: IC 180-32402/2 Client Sample ID: \_\_\_\_\_

Date Analyzed: 04/04/12 10:20 Lab File ID: W0420072.D GC Column: Rxi-50 ID: 0.53 (mm)

COMPOUND NAME	RETENTION TIME	MANUAL INTEGRATION		
		REASON	ANALYST	DATE
PCB-180	13.45	Peak Split	eppinged	
PCB-156	13.46	Peak Split	eppinged	04/04/12 11:32

Lab Sample ID: ICRT 180-32402/3 Client Sample ID: \_\_\_\_\_

Date Analyzed: 04/04/12 10:46 Lab File ID: W0420073.D GC Column: Rxi-50 ID: 0.53 (mm)

COMPOUND NAME	RETENTION TIME	MANUAL INTEGRATION		
		REASON	ANALYST	DATE
PCB-156	13.45	Peak Split	eppinged	
PCB-180	13.45	Peak Split	eppinged	04/04/12 11:30

Lab Sample ID: IC 180-32402/4 Client Sample ID: \_\_\_\_\_

Date Analyzed: 04/04/12 11:11 Lab File ID: W0420074.D GC Column: Rxi-50 ID: 0.53 (mm)

COMPOUND NAME	RETENTION TIME	MANUAL INTEGRATION		
		REASON	ANALYST	DATE
PCB-156	13.45	Peak Split	eppinged	04/04/12 11:35
PCB-180	13.45	Peak Split	eppinged	

GC SEMI VOA MANUAL INTEGRATION SUMMARY

Lab Name: TestAmerica Pittsburgh Job No.: 180-9654-1

SDG No.: \_\_\_\_\_

Instrument ID: GC12 Analysis Batch Number: 32402

Lab Sample ID: IC 180-32402/6 Client Sample ID: \_\_\_\_\_

Date Analyzed: 04/04/12 12:02 Lab File ID: W0420076.D GC Column: Rxi-50 ID: 0.53 (mm)

COMPOUND NAME	RETENTION TIME	MANUAL INTEGRATION		
		REASON	ANALYST	DATE
PCB-180	13.45	Peak Split	eppinged	
PCB-156	13.46	Peak Split	eppinged	04/04/12 13:13

GC SEMI VOA MANUAL INTEGRATION SUMMARY

Lab Name: TestAmerica Pittsburgh Job No.: 180-9654-1

SDG No.: \_\_\_\_\_

Instrument ID: GC12 Analysis Batch Number: 32404

Lab Sample ID: IC 180-32404/1 Client Sample ID: \_\_\_\_\_

Date Analyzed: 04/04/12 09:29 Lab File ID: X0420071.D GC Column: RTX-1701 ID: 0.53 (mm)

COMPOUND NAME	RETENTION TIME	MANUAL INTEGRATION		
		REASON	ANALYST	DATE
PCB-101	9.13	Peak Split	eppinged	
PCB-90	9.13	Peak Split	eppinged	04/04/12 11:23
PCB-195	15.85	Baseline Event	eppinged	
PCB-205	16.64	Baseline Event	eppinged	04/04/12 11:23
PCB-206	17.12	Baseline Event	eppinged	04/04/12 11:24
PCB 209	17.43	Baseline Event	eppinged	04/04/12 11:24

Lab Sample ID: IC 180-32404/2 Client Sample ID: \_\_\_\_\_

Date Analyzed: 04/04/12 09:55 Lab File ID: X0420072.D GC Column: RTX-1701 ID: 0.53 (mm)

COMPOUND NAME	RETENTION TIME	MANUAL INTEGRATION		
		REASON	ANALYST	DATE
PCB-101	9.13	Peak Split	eppinged	
PCB-90	9.13	Peak Split	eppinged	04/04/12 11:24
PCB-195	15.85	Baseline Event	eppinged	
PCB-206	17.12	Baseline Event	eppinged	04/04/12 11:25
PCB 209	17.42	Baseline Event	eppinged	04/04/12 11:25

Lab Sample ID: ICRT 180-32404/3 Client Sample ID: \_\_\_\_\_

Date Analyzed: 04/04/12 10:20 Lab File ID: X0420073.D GC Column: RTX-1701 ID: 0.53 (mm)

COMPOUND NAME	RETENTION TIME	MANUAL INTEGRATION		
		REASON	ANALYST	DATE
PCB-101	9.13	Peak Split	eppinged	04/04/12 11:21
PCB-90	9.13	Peak Split	eppinged	
PCB-195	15.85	Baseline Event	eppinged	
PCB-205	16.64	Baseline Event	eppinged	04/04/12 11:20
PCB-206	17.12	Baseline Event	eppinged	04/04/12 11:20
PCB 209	17.43	Baseline Event	eppinged	04/04/12 11:20

8082A



GC SEMI VOA MANUAL INTEGRATION SUMMARY

Lab Name: TestAmerica Pittsburgh Job No.: 180-9654-1

SDG No.: \_\_\_\_\_

Instrument ID: GC12 Analysis Batch Number: 32404

Lab Sample ID: IC 180-32404/4 Client Sample ID: \_\_\_\_\_

Date Analyzed: 04/04/12 10:46 Lab File ID: X0420074.D GC Column: RTX-1701 ID: 0.53 (mm)

COMPOUND NAME	RETENTION TIME	MANUAL INTEGRATION		
		REASON	ANALYST	DATE
PCB-101	9.12	Peak Split	eppinged	
PCB-90	9.12	Peak Split	eppinged	04/04/12 11:26
PCB-195	15.85	Baseline Event	eppinged	

Lab Sample ID: IC 180-32404/5 Client Sample ID: \_\_\_\_\_

Date Analyzed: 04/04/12 11:11 Lab File ID: X0420075.D GC Column: RTX-1701 ID: 0.53 (mm)

COMPOUND NAME	RETENTION TIME	MANUAL INTEGRATION		
		REASON	ANALYST	DATE
PCB-101	9.13	Peak Split	eppinged	04/04/12 11:33
PCB-90	9.13	Peak Split	eppinged	

Lab Sample ID: IC 180-32404/6 Client Sample ID: \_\_\_\_\_

Date Analyzed: 04/04/12 11:37 Lab File ID: X0420076.D GC Column: RTX-1701 ID: 0.53 (mm)

COMPOUND NAME	RETENTION TIME	MANUAL INTEGRATION		
		REASON	ANALYST	DATE
PCB-101	9.13	Peak Split	eppinged	
PCB-90	9.13	Peak Split	eppinged	04/04/12 12:07
PCB-195	15.85	Peak Not Found	eppinged	

GC SEMI VOA MANUAL INTEGRATION SUMMARY

Lab Name: TestAmerica Pittsburgh Job No.: 180-9654-1

SDG No.: \_\_\_\_\_

Instrument ID: GC12 Analysis Batch Number: 33392

Lab Sample ID: CCVRT 180-33392/1 Client Sample ID: \_\_\_\_\_

Date Analyzed: 04/16/12 09:49 Lab File ID: W0420264.D GC Column: Rxi-50 ID: 0.53(mm)

COMPOUND NAME	RETENTION TIME	MANUAL INTEGRATION		
		REASON	ANALYST	DATE
PCB-156	13.42	Peak Split	eppinged	
PCB-180	13.42	Peak Split	eppinged	04/16/12 10:39

Lab Sample ID: CCV 180-33392/4 Client Sample ID: \_\_\_\_\_

Date Analyzed: 04/16/12 11:06 Lab File ID: W0420267.D GC Column: Rxi-50 ID: 0.53(mm)

COMPOUND NAME	RETENTION TIME	MANUAL INTEGRATION		
		REASON	ANALYST	DATE
PCB-156	13.42	Peak Split	eppinged	
PCB-180	13.42	Peak Split	eppinged	04/16/12 11:38

Lab Sample ID: CCV 180-33392/10 Client Sample ID: \_\_\_\_\_

Date Analyzed: 04/16/12 14:57 Lab File ID: W0420276.D GC Column: Rxi-50 ID: 0.53(mm)

COMPOUND NAME	RETENTION TIME	MANUAL INTEGRATION		
		REASON	ANALYST	DATE
PCB-156	13.42	Peak Split	eppinged	
PCB-180	13.42	Peak Split	eppinged	04/17/12 07:32

GC SEMI VOA MANUAL INTEGRATION SUMMARY

Lab Name: TestAmerica Pittsburgh Job No.: 180-9654-1

SDG No.: \_\_\_\_\_

Instrument ID: GC12 Analysis Batch Number: 33393

Lab Sample ID: CCVRT 180-33393/1 Client Sample ID: \_\_\_\_\_

Date Analyzed: 04/16/12 09:23 Lab File ID: X0420264.D GC Column: RTX-1701 ID: 0.53 (mm)

COMPOUND NAME	RETENTION TIME	MANUAL INTEGRATION		
		REASON	ANALYST	DATE
PCB-101	9.12	Peak Split	eppinged	04/16/12 09:54
PCB-90	9.12	Peak Split	eppinged	

Lab Sample ID: CCV 180-33393/4 Client Sample ID: \_\_\_\_\_

Date Analyzed: 04/16/12 10:40 Lab File ID: X0420267.D GC Column: RTX-1701 ID: 0.53 (mm)

COMPOUND NAME	RETENTION TIME	MANUAL INTEGRATION		
		REASON	ANALYST	DATE
PCB-101	9.12	Peak Split	eppinged	
PCB-90	9.12	Peak Split	eppinged	04/16/12 11:10

Lab Sample ID: CCV 180-33393/10 Client Sample ID: \_\_\_\_\_

Date Analyzed: 04/16/12 14:31 Lab File ID: X0420276.D GC Column: RTX-1701 ID: 0.53 (mm)

COMPOUND NAME	RETENTION TIME	MANUAL INTEGRATION		
		REASON	ANALYST	DATE
PCB-101	9.12	Peak Split	eppinged	
PCB-90	9.12	Peak Split	eppinged	04/16/12 14:54

# SAMPLE SUMMARY

Client: Analytics Environmental Laboratory, LLC

Job Number: 180-9654-1

<u>Lab Sample ID</u>	<u>Client Sample ID</u>	<u>Client Matrix</u>	<u>Date/Time Sampled</u>	<u>Date/Time Received</u>
180-9654-1	S-12A-CO12-0.0-0.5QA	Solid	04/04/2012 1030	04/06/2012 0945

## EXECUTIVE SUMMARY - Detections

Client: Analytics Environmental Laboratory, LLC

Job Number: 180-9654-1

Lab Sample ID Analyte	Client Sample ID	Result	Qualifier	Reporting Limit	Units	Method
<b>180-9654-1</b>	<b>S-12A-CO12-0.0-0.5QA</b>					
PCB-8		9.6		2.4	ug/Kg	8082A
PCB-18		44		2.4	ug/Kg	8082A
PCB-28		92	B	2.4	ug/Kg	8082A
PCB-44		24		2.4	ug/Kg	8082A
PCB-52		61		2.4	ug/Kg	8082A
PCB-66		20		2.4	ug/Kg	8082A
PCB-101		17		2.4	ug/Kg	8082A
PCB-118		14	p	2.4	ug/Kg	8082A
PCB-128		2.0	J p	2.4	ug/Kg	8082A
PCB-138		18		2.4	ug/Kg	8082A
PCB-153		25		2.4	ug/Kg	8082A
PCB-170		3.4		2.4	ug/Kg	8082A
PCB-180		3.1		2.4	ug/Kg	8082A
PCB-187		4.9		2.4	ug/Kg	8082A
PCB-206		0.86	J	2.4	ug/Kg	8082A
PCB-105		4.8		2.4	ug/Kg	8082A
Percent Moisture		19		0.10	%	Moisture
Percent Solids		81		0.10	%	Moisture

## METHOD SUMMARY

Client: Analytics Environmental Laboratory, LLC

Job Number: 180-9654-1

Description	Lab Location	Method	Preparation Method
<b>Matrix</b> <b>Solid</b>			
PCB Congeners (GC)	TAL PIT	SW846 8082A	
Automated Soxhlet Extraction	TAL PIT		SW846 3541
Percent Moisture	TAL PIT	EPA Moisture	

### Lab References:

TAL PIT = TestAmerica Pittsburgh

### Method References:

EPA = US Environmental Protection Agency

SW846 = "Test Methods For Evaluating Solid Waste, Physical/Chemical Methods", Third Edition, November 1986 And Its Updates.

## METHOD / ANALYST SUMMARY

Client: Analytics Environmental Laboratory, LLC

Job Number: 180-9654-1

<b>Method</b>	<b>Analyst</b>	<b>Analyst ID</b>
SW846 8082A	Eppinger, David	DE
EPA Moisture	Wesoloski, Michael	MW

Analytical Data

Client: Analytics Environmental Laboratory, LLC

Job Number: 180-9654-1

Client Sample ID: S-12A-CO12-0.0-0.5QA

Lab Sample ID: 180-9654-1

Date Sampled: 04/04/2012 1030

Client Matrix: Solid

% Moisture: 19.3

Date Received: 04/06/2012 0945

8082A PCB Congeners (GC)

Analysis Method:	8082A	Analysis Batch:	180-33393	Instrument ID:	GC12
Prep Method:	3541	Prep Batch:	180-33265	Initial Weight/Volume:	10.2 g
Dilution:	2.0			Final Weight/Volume:	20.0 mL
Analysis Date:	04/16/2012 1314			Injection Volume:	
Prep Date:	04/16/2012 0720			Result Type:	PRIMARY

Analyte	DryWt Corrected: Y	Result (ug/Kg)	Qualifier	MDL	RL
PCB-44		24		0.50	2.4
PCB-66		20		0.40	2.4
PCB-118		14	p	0.50	2.4
PCB-128		2.0	J p	0.50	2.4
PCB-138		18		0.52	2.4
PCB-187		4.9		0.52	2.4
PCB-206		0.86	J	0.49	2.4

Surrogate	%Rec	Qualifier	Acceptance Limits
PCB-205	98		35 - 140



**Analytical Data**

Client: Analytics Environmental Laboratory, LLC

Job Number: 180-9654-1

**Client Sample ID: S-12A-CO12-0.0-0.5QA**

Lab Sample ID: 180-9654-1

Date Sampled: 04/04/2012 1030

Client Matrix: Solid

% Moisture: 19.3

Date Received: 04/06/2012 0945

---

**8082A PCB Congeners (GC)**

Analysis Method: 8082A

Analysis Batch: 180-33393

Instrument ID: GC12

Prep Method: 3541

Prep Batch: 180-33265

Initial Weight/Volume: 10.2 g

Dilution: 2.0

Final Weight/Volume: 20.0 mL

Analysis Date: 04/16/2012 1314

Injection Volume:

Prep Date: 04/16/2012 0720

Result Type: SECONDARY

---

Surrogate	%Rec	Qualifier	Acceptance Limits
Tetrachloro-m-xylene	79		35 - 140

---

Analytical Data

Client: Analytics Environmental Laboratory, LLC

Job Number: 180-9654-1

Client Sample ID: S-12A-CO12-0.0-0.5QA

Lab Sample ID: 180-9654-1

Date Sampled: 04/04/2012 1030

Client Matrix: Solid

% Moisture: 19.3

Date Received: 04/06/2012 0945

8082A PCB Congeners (GC)

Analysis Method:	8082A	Analysis Batch:	180-33392	Instrument ID:	GC12
Prep Method:	3541	Prep Batch:	180-33265	Initial Weight/Volume:	10.2 g
Dilution:	2.0			Final Weight/Volume:	20.0 mL
Analysis Date:	04/16/2012 1340			Injection Volume:	
Prep Date:	04/16/2012 0720			Result Type:	PRIMARY

Analyte	DryWt Corrected: Y	Result (ug/Kg)	Qualifier	MDL	RL
PCB-8		9.6		0.51	2.4
PCB-18		44		0.33	2.4
PCB-28		92	B	0.55	2.4
PCB-52		61		0.48	2.4
PCB-101		17		0.49	2.4
PCB-153		25		0.51	2.4
PCB-170		3.4		0.50	2.4
PCB-180		3.1		0.50	2.4
PCB 209		ND		0.52	2.4
PCB-195		ND		0.49	2.4
PCB-105		4.8		0.51	2.4

Surrogate	%Rec	Qualifier	Acceptance Limits
Tetrachloro-m-xylene	83		35 - 140

**Analytical Data**

Client: Analytics Environmental Laboratory, LLC

Job Number: 180-9654-1

**Client Sample ID: S-12A-CO12-0.0-0.5QA**

Lab Sample ID: 180-9654-1

Date Sampled: 04/04/2012 1030

Client Matrix: Solid

% Moisture: 19.3

Date Received: 04/06/2012 0945

---

**8082A PCB Congeners (GC)**

Analysis Method: 8082A

Analysis Batch: 180-33392

Instrument ID: GC12

Prep Method: 3541

Prep Batch: 180-33265

Initial Weight/Volume: 10.2 g

Dilution: 2.0

Final Weight/Volume: 20.0 mL

Analysis Date: 04/16/2012 1340

Injection Volume:

Prep Date: 04/16/2012 0720

Result Type: SECONDARY

---

Surrogate	%Rec	Qualifier	Acceptance Limits
PCB-205	97		35 - 140

---

Client: Analytics Environmental Laboratory, LLC

Job Number: 180-9654-1

---

General Chemistry

Client Sample ID: S-12A-CO12-0.0-0.5QA

Lab Sample ID: 180-9654-1

Date Sampled: 04/04/2012 1030

Client Matrix: Solid

Date Received: 04/06/2012 0945

Analyte	Result	Qual	Units	MDL	RL	Dil	Method
Percent Moisture	19		%	0.10	0.10	1.0	Moisture
	Analysis Batch: 180-32985	Analysis Date: 04/11/2012 1623					DryWt Corrected: N
Percent Solids	81		%	0.10	0.10	1.0	Moisture
	Analysis Batch: 180-32985	Analysis Date: 04/11/2012 1623					DryWt Corrected: N

**Surrogate Recovery Report**

**8082A PCB Congeners (GC)**

**Client Matrix: Solid**

Lab Sample ID	Client Sample ID	TCX1 %Rec	TCX2 %Rec	PCB205 %Rec	PCB205 %Rec
180-9654-1	S-12A-CO12-0.0-0.5 QA		79		98
180-9654-1	S-12A-CO12-0.0-0.5 QA	83		97	
MB 180-33265/1-A			92		114
MB 180-33265/1-A		98		117	
LCS 180-33265/2-A			90		111
LCS 180-33265/2-A		93		111	
180-9654-1 MS	S-12A-CO12-0.0-0.5 QA MS		89		111
180-9654-1 MS	S-12A-CO12-0.0-0.5 QA MS	91		106	
180-9654-1 MSD	S-12A-CO12-0.0-0.5 QA MSD		90		110
180-9654-1 MSD	S-12A-CO12-0.0-0.5 QA MSD	92		108	

Surrogate	Acceptance Limits
TCX = Tetrachloro-m-xylene	35-140
PCB205 = PCB-205	35-140

**Quality Control Results**

Client: Analytics Environmental Laboratory, LLC

Job Number: 180-9654-1

**Method Blank - Batch: 180-33265**

**Method: 8082A  
Preparation: 3541**

Lab Sample ID: MB 180-33265/1-A  
Client Matrix: Solid  
Dilution: 1.0  
Analysis Date: 04/16/2012 1223  
Prep Date: 04/16/2012 0720  
Leach Date: N/A

Analysis Batch: 180-33393  
Prep Batch: 180-33265  
Leach Batch: N/A  
Units: ug/Kg

Instrument ID: GC12  
Lab File ID: X0420271.D  
Initial Weight/Volume: 10.0 g  
Final Weight/Volume: 20.0 mL  
Injection Volume:  
Column ID: PRIMARY

Analyte	Result	Qual	MDL	RL
PCB-28	0.247	J p	0.22	1.0
Surrogate	% Rec	Acceptance Limits		
Tetrachloro-m-xylene	92	35 - 140		
PCB-205	114	35 - 140		

**Method Blank - Batch: 180-33265**

**Method: 8082A  
Preparation: 3541**

Lab Sample ID: MB 180-33265/1-A  
Client Matrix: Solid  
Dilution: 1.0  
Analysis Date: 04/16/2012 1249  
Prep Date: 04/16/2012 0720  
Leach Date: N/A

Analysis Batch: 180-33392  
Prep Batch: 180-33265  
Leach Batch: N/A  
Units: ug/Kg

Instrument ID: GC12  
Lab File ID: W0420271.D  
Initial Weight/Volume: 10.0 g  
Final Weight/Volume: 20.0 mL  
Injection Volume:  
Column ID: PRIMARY

Analyte	Result	Qual	MDL	RL
PCB-8	ND		0.21	1.0
PCB-18	ND		0.14	1.0
PCB-44	ND		0.21	1.0
PCB-52	ND		0.20	1.0
PCB-66	ND		0.16	1.0
PCB-101	ND		0.20	1.0
PCB-118	ND		0.20	1.0
PCB-128	ND		0.21	1.0
PCB-138	ND		0.22	1.0
PCB-153	ND		0.21	1.0
PCB-170	ND		0.21	1.0
PCB-180	ND		0.20	1.0
PCB 209	ND		0.22	1.0
PCB-187	ND		0.21	1.0
PCB-195	ND		0.20	1.0
PCB-206	ND		0.20	1.0
PCB-105	ND		0.21	1.0
Surrogate	% Rec	Acceptance Limits		
Tetrachloro-m-xylene	98	35 - 140		
PCB-205	117	35 - 140		

**Quality Control Results**

Client: Analytics Environmental Laboratory, LLC

Job Number: 180-9654-1

**Lab Control Sample - Batch: 180-33265**

**Method: 8082A  
Preparation: 3541**

Lab Sample ID:	LCS 180-33265/2-A	Analysis Batch:	180-33393	Instrument ID:	GC12
Client Matrix:	Solid	Prep Batch:	180-33265	Lab File ID:	X0420272.D
Dilution:	1.0	Leach Batch:	N/A	Initial Weight/Volume:	10.0 g
Analysis Date:	04/16/2012 1249	Units:	ug/Kg	Final Weight/Volume:	20.0 mL
Prep Date:	04/16/2012 0720			Injection Volume:	
Leach Date:	N/A			Column ID:	PRIMARY

Analyte	Spike Amount	Result	% Rec.	Limit	Qual
PCB-44	20.0	18.4	92	50 - 140	
PCB-101	20.0	11.7	58	50 - 140	
PCB-138	20.0	19.1	96	50 - 140	
PCB-187	20.0	19.6	98	50 - 140	
Surrogate		% Rec		Acceptance Limits	
Tetrachloro-m-xylene		90		35 - 140	
PCB-205		111		35 - 140	

**Lab Control Sample - Batch: 180-33265**

**Method: 8082A  
Preparation: 3541**

Lab Sample ID:	LCS 180-33265/2-A	Analysis Batch:	180-33392	Instrument ID:	GC12
Client Matrix:	Solid	Prep Batch:	180-33265	Lab File ID:	W0420272.D
Dilution:	1.0	Leach Batch:	N/A	Initial Weight/Volume:	10.0 g
Analysis Date:	04/16/2012 1314	Units:	ug/Kg	Final Weight/Volume:	20.0 mL
Prep Date:	04/16/2012 0720			Injection Volume:	
Leach Date:	N/A			Column ID:	PRIMARY

Analyte	Spike Amount	Result	% Rec.	Limit	Qual
PCB-8	20.0	17.7	88	50 - 140	
PCB-18	20.0	18.3	91	50 - 140	
PCB-28	20.0	17.9	90	50 - 140	
PCB-52	20.0	17.0	85	50 - 140	
PCB-66	20.0	20.0	100	50 - 140	
PCB-118	20.0	20.0	100	50 - 140	
PCB-128	20.0	19.8	99	50 - 140	
PCB-153	20.0	19.1	95	50 - 140	
PCB-170	20.0	21.0	105	50 - 140	
PCB-180	20.0	15.3	77	50 - 140	
PCB 209	20.0	20.5	103	50 - 140	
PCB-195	20.0	21.4	107	50 - 140	
PCB-206	20.0	19.9	99	50 - 140	
PCB-105	20.0	20.0	100	50 - 140	
Surrogate		% Rec		Acceptance Limits	
Tetrachloro-m-xylene		93		35 - 140	
PCB-205		111		35 - 140	

**Quality Control Results**

Client: Analytics Environmental Laboratory, LLC

Job Number: 180-9654-1

**Matrix Spike/  
Matrix Spike Duplicate Recovery Report - Batch: 180-33265**

**Method: 8082A  
Preparation: 3541**

MS Lab Sample ID: 180-9654-1  
Client Matrix: Solid  
Dilution: 2.0  
Analysis Date: 04/16/2012 1340  
Prep Date: 04/16/2012 0720  
Leach Date: N/A

Analysis Batch: 180-33393  
Prep Batch: 180-33265  
Leach Batch: N/A

Instrument ID: GC12  
Lab File ID: X0420274.D  
Initial Weight/Volume: 10.2 g  
Final Weight/Volume: 20.0 mL  
Injection Volume:  
Column ID: PRIMARY

MSD Lab Sample ID: 180-9654-1  
Client Matrix: Solid  
Dilution: 2.0  
Analysis Date: 04/16/2012 1406  
Prep Date: 04/16/2012 0720  
Leach Date: N/A

Analysis Batch: 180-33393  
Prep Batch: 180-33265  
Leach Batch: N/A

Instrument ID: GC12  
Lab File ID: X0420275.D  
Initial Weight/Volume: 10.3 g  
Final Weight/Volume: 20.0 mL  
Injection Volume:  
Column ID: PRIMARY

Analyte	% Rec.		Limit	RPD	RPD Limit	MS Qual	MSD Qual
	MS	MSD					
PCB-44	156	161	50 - 140	1.42	40	F	F
PCB-66	71	172	50 - 140	49.2	40		F
PCB-118	93	96	50 - 140	1.31	40	p	p
PCB-128	93	96	50 - 140	1.86	40		
PCB-138	120	123	50 - 140	1.00	40		
PCB-187	95	97	50 - 140	1.00	40		
PCB-206	86	90	50 - 140	2.69	40		
Surrogate	MS % Rec		MSD % Rec	Acceptance Limits			
PCB-205	111		110	35 - 140			
Surrogate	MS % Rec		MSD % Rec	Acceptance Limits			
Tetrachloro-m-xylene	89		90	35 - 140			



**Quality Control Results**

Client: Analytics Environmental Laboratory, LLC

Job Number: 180-9654-1

**Matrix Spike/  
Matrix Spike Duplicate Recovery Report - Batch: 180-33265**

**Method: 8082A  
Preparation: 3541**

MS Lab Sample ID: 180-9654-1  
Client Matrix: Solid  
Dilution: 2.0  
Analysis Date: 04/16/2012 1406  
Prep Date: 04/16/2012 0720  
Leach Date: N/A

Analysis Batch: 180-33392  
Prep Batch: 180-33265  
Leach Batch: N/A

Instrument ID: GC12  
Lab File ID: W0420274.D  
Initial Weight/Volume: 10.2 g  
Final Weight/Volume: 20.0 mL  
Injection Volume:  
Column ID: PRIMARY

MSD Lab Sample ID: 180-9654-1  
Client Matrix: Solid  
Dilution: 2.0  
Analysis Date: 04/16/2012 1431  
Prep Date: 04/16/2012 0720  
Leach Date: N/A

Analysis Batch: 180-33392  
Prep Batch: 180-33265  
Leach Batch: N/A

Instrument ID: GC12  
Lab File ID: W0420275.D  
Initial Weight/Volume: 10.3 g  
Final Weight/Volume: 20.0 mL  
Injection Volume:  
Column ID: PRIMARY

Analyte	% Rec.		Limit	RPD	RPD Limit	MS Qual	MSD Qual
	MS	MSD					
PCB-8	107	113	50 - 140	2.77	40		
PCB-18	207	216	50 - 140	1.62	40	F	F
PCB-28	410	434	50 - 140	2.52	40	E F	E F
PCB-52	259	243	50 - 140	3.69	40	E F	E F
PCB-101	91	94	50 - 140	1.00	40		
PCB-153	161	167	50 - 140	1.63	40	F	F
PCB-170	106	110	50 - 140	2.26	40		
PCB-180	80	82	50 - 140	1.00	40		
PCB 209	96	102	50 - 140	4.61	40		
PCB-195	104	107	50 - 140	2.31	40		
PCB-105	103	107	50 - 140	2.86	40		
Surrogate	MS % Rec		MSD % Rec	Acceptance Limits			
Tetrachloro-m-xylene	91		92	35 - 140			
Surrogate	MS % Rec		MSD % Rec	Acceptance Limits			
PCB-205	106		108	35 - 140			

**Quality Control Results**

Client: Analytics Environmental Laboratory, LLC

Job Number: 180-9654-1

**Matrix Spike/  
Matrix Spike Duplicate Recovery Report - Batch: 180-33265**

**Method: 8082A  
Preparation: 3541**

MS Lab Sample ID: 180-9654-1 Units: ug/Kg  
 Client Matrix: Solid  
 Dilution: 2.0  
 Analysis Date: 04/16/2012 1340  
 Prep Date: 04/16/2012 0720  
 Leach Date: N/A

MSD Lab Sample ID: 180-9654-1  
 Client Matrix: Solid  
 Dilution: 2.0  
 Analysis Date: 04/16/2012 1406  
 Prep Date: 04/16/2012 0720  
 Leach Date: N/A

Analyte	Sample Result/Qual	MS Spike Amount	MSD Spike Amount	MS Result/Qual	MSD Result/Qual
PCB-44	24	24.3	24.1	61.4 F	62.3 F
PCB-66	20	24.3	24.1	36.9	61.0 F
PCB-118	14	24.3	24.1	36.5 p	36.9 p
PCB-128	2.0 J	24.3	24.1	24.7	25.1
PCB-138	18	24.3	24.1	46.7	47.2
PCB-187	4.9	24.3	24.1	28.1	28.3
PCB-206	0.86 J	24.3	24.1	21.8	22.4

**Matrix Spike/  
Matrix Spike Duplicate Recovery Report - Batch: 180-33265**

**Method: 8082A  
Preparation: 3541**

MS Lab Sample ID: 180-9654-1 Units: ug/Kg  
 Client Matrix: Solid  
 Dilution: 2.0  
 Analysis Date: 04/16/2012 1406  
 Prep Date: 04/16/2012 0720  
 Leach Date: N/A

MSD Lab Sample ID: 180-9654-1  
 Client Matrix: Solid  
 Dilution: 2.0  
 Analysis Date: 04/16/2012 1431  
 Prep Date: 04/16/2012 0720  
 Leach Date: N/A

Analyte	Sample Result/Qual	MS Spike Amount	MSD Spike Amount	MS Result/Qual	MSD Result/Qual
PCB-8	9.6	24.3	24.1	35.7	36.7
PCB-18	44	24.3	24.1	94.5 F	96.0 F
PCB-28	92	24.3	24.1	192 E F	197 E F
PCB-52	61	24.3	24.1	124 E F	120 E F
PCB-101	17	24.3	24.1	39.3	39.7
PCB-153	25	24.3	24.1	64.2 F	65.2 F
PCB-170	3.4	24.3	24.1	29.2	29.9
PCB-180	3.1	24.3	24.1	22.7	22.9
PCB 209	ND	24.3	24.1	23.4	24.5
PCB-195	ND	24.3	24.1	25.3	25.8
PCB-105	4.8	24.3	24.1	29.7	30.5

**Quality Control Results**

Client: Analytics Environmental Laboratory, LLC

Job Number: 180-9654-1

**Duplicate - Batch: 180-32985**

**Method: Moisture  
Preparation: N/A**

Lab Sample ID:	180-9654-1	Analysis Batch:	180-32985	Instrument ID:	No Equipment
Client Matrix:	Solid	Prep Batch:	N/A	Lab File ID:	N/A
Dilution:	1.0	Leach Batch:	N/A	Initial Weight/Volume:	
Analysis Date:	04/11/2012 1623	Units:	%	Final Weight/Volume:	
Prep Date:	N/A				
Leach Date:	N/A				

Analyte	Sample Result/Qual	Result	RPD	Limit	Qual
Percent Moisture	19	20	3	20	
Percent Solids	81	80	0.7	20	

## DATA REPORTING QUALIFIERS

Client: Analytics Environmental Laboratory, LLC

Job Number: 180-9654-1

<u>Lab Section</u>	<u>Qualifier</u>	<u>Description</u>
GC Semi VOA		
	B	Compound was found in the blank and sample.
	F	MS or MSD exceeds the control limits
	E	Result exceeded calibration range.
	J	Result is less than the RL but greater than or equal to the MDL and the concentration is an approximate value.
	F	RPD of the MS and MSD exceeds the control limits
	p	The %RPD between the primary and confirmation column/detector is >40%. The lower value has been reported.

## Quality Control Results

Client: Analytics Environmental Laboratory, LLC

Job Number: 180-9654-1

### QC Association Summary

Lab Sample ID	Client Sample ID	Report		Method	Prep Batch
		Basis	Client Matrix		
<b>GC Semi VOA</b>					
<b>Prep Batch: 180-33265</b>					
LCS 180-33265/2-A	Lab Control Sample	T	Solid	3541	
MB 180-33265/1-A	Method Blank	T	Solid	3541	
180-9654-1	S-12A-CO12-0.0-0.5QA	T	Solid	3541	
180-9654-1MS	Matrix Spike	T	Solid	3541	
180-9654-1MSD	Matrix Spike Duplicate	T	Solid	3541	
<b>Analysis Batch:180-33392</b>					
LCS 180-33265/2-A	Lab Control Sample	T	Solid	8082A	180-33265
MB 180-33265/1-A	Method Blank	T	Solid	8082A	180-33265
180-9654-1	S-12A-CO12-0.0-0.5QA	T	Solid	8082A	180-33265
180-9654-1MS	Matrix Spike	T	Solid	8082A	180-33265
180-9654-1MSD	Matrix Spike Duplicate	T	Solid	8082A	180-33265
<b>Analysis Batch:180-33393</b>					
LCS 180-33265/2-A	Lab Control Sample	T	Solid	8082A	180-33265
MB 180-33265/1-A	Method Blank	T	Solid	8082A	180-33265
180-9654-1	S-12A-CO12-0.0-0.5QA	T	Solid	8082A	180-33265
180-9654-1MS	Matrix Spike	T	Solid	8082A	180-33265
180-9654-1MSD	Matrix Spike Duplicate	T	Solid	8082A	180-33265

**Report Basis**

T = Total

**General Chemistry**

**Analysis Batch:180-32985**

180-9654-1	S-12A-CO12-0.0-0.5QA	T	Solid	Moisture
180-9654-1DU	Duplicate	T	Solid	Moisture

**Report Basis**

T = Total

TestAmerica Pittsburgh

**Quality Control Results**

Client: Analytics Environmental Laboratory, LLC

Job Number: 180-9654-1

**Laboratory Chronicle**

Lab ID: 180-9654-1

Client ID: S-12A-CO12-0.0-0.5QA

Sample Date/Time: 04/04/2012 10:30

Received Date/Time: 04/06/2012 09:45

Method	Bottle ID	Run	Analysis		Date Prepared /		Dil	Lab	Analyst
			Batch	Prep Batch	AnalYZed				
P:3541	180-9654-A-1-C		180-33393	180-33265	04/16/2012	07:20	2	TAL PIT	JM
A:8082A	180-9654-A-1-C		180-33393	180-33265	04/16/2012	13:14	2	TAL PIT	DE
P:3541	180-9654-A-1-C		180-33392	180-33265	04/16/2012	07:20	2	TAL PIT	JM
A:8082A	180-9654-A-1-C		180-33392	180-33265	04/16/2012	13:40	2	TAL PIT	DE
A:Moisture	180-9654-A-1		180-32985		04/11/2012	16:23	1	TAL PIT	MW

Lab ID: 180-9654-1 MS

Client ID: S-12A-CO12-0.0-0.5QA

Sample Date/Time: 04/04/2012 10:30

Received Date/Time: 04/06/2012 09:45

Method	Bottle ID	Run	Analysis		Date Prepared /		Dil	Lab	Analyst
			Batch	Prep Batch	AnalYZed				
P:3541	180-9654-A-1-A MS		180-33393	180-33265	04/16/2012	07:20	2	TAL PIT	JM
A:8082A	180-9654-A-1-A MS		180-33393	180-33265	04/16/2012	13:40	2	TAL PIT	DE
P:3541	180-9654-A-1-A MS		180-33392	180-33265	04/16/2012	07:20	2	TAL PIT	JM
A:8082A	180-9654-A-1-A MS		180-33392	180-33265	04/16/2012	14:06	2	TAL PIT	DE

Lab ID: 180-9654-1 MSD

Client ID: S-12A-CO12-0.0-0.5QA

Sample Date/Time: 04/04/2012 10:30

Received Date/Time: 04/06/2012 09:45

Method	Bottle ID	Run	Analysis		Date Prepared /		Dil	Lab	Analyst
			Batch	Prep Batch	AnalYZed				
P:3541	180-9654-A-1-B MSD		180-33393	180-33265	04/16/2012	07:20	2	TAL PIT	JM
A:8082A	180-9654-A-1-B MSD		180-33393	180-33265	04/16/2012	14:06	2	TAL PIT	DE
P:3541	180-9654-A-1-B MSD		180-33392	180-33265	04/16/2012	07:20	2	TAL PIT	JM
A:8082A	180-9654-A-1-B MSD		180-33392	180-33265	04/16/2012	14:31	2	TAL PIT	DE

Lab ID: 180-9654-1 DU

Client ID: S-12A-CO12-0.0-0.5QA

Sample Date/Time: 04/04/2012 10:30

Received Date/Time: 04/06/2012 09:45

Method	Bottle ID	Run	Analysis		Date Prepared /		Dil	Lab	Analyst
			Batch	Prep Batch	AnalYZed				
A:Moisture	180-9654-A-1 DU		180-32985		04/11/2012	16:23	1	TAL PIT	MW

Lab ID: MB

Client ID: N/A

Sample Date/Time: N/A

Received Date/Time: N/A

Method	Bottle ID	Run	Analysis		Date Prepared /		Dil	Lab	Analyst
			Batch	Prep Batch	AnalYZed				
P:3541	MB 180-33265/1-A		180-33393	180-33265	04/16/2012	07:20	1	TAL PIT	JM
A:8082A	MB 180-33265/1-A		180-33393	180-33265	04/16/2012	12:23	1	TAL PIT	DE
P:3541	MB 180-33265/1-A		180-33392	180-33265	04/16/2012	07:20	1	TAL PIT	JM
A:8082A	MB 180-33265/1-A		180-33392	180-33265	04/16/2012	12:49	1	TAL PIT	DE

**Quality Control Results**

Client: Analytics Environmental Laboratory, LLC

Job Number: 180-9654-1

**Laboratory Chronicle**

Lab ID: LCS

Client ID: N/A

Sample Date/Time: N/A

Received Date/Time: N/A

Method	Bottle ID	Run	Analysis		Date Prepared /		Dil	Lab	Analyst
			Batch	Prep Batch	Analyzed				
P:3541	LCS 180-33265/2-A		180-33393	180-33265	04/16/2012	07:20	1	TAL PIT	JM
A:8082A	LCS 180-33265/2-A		180-33393	180-33265	04/16/2012	12:49	1	TAL PIT	DE
P:3541	LCS 180-33265/2-A		180-33392	180-33265	04/16/2012	07:20	1	TAL PIT	JM
A:8082A	LCS 180-33265/2-A		180-33392	180-33265	04/16/2012	13:14	1	TAL PIT	DE

**Lab References:**

TAL PIT = TestAmerica Pittsburgh

REAGENT TRACEABILITY SUMMARY

Lab Name: TestAmerica Pittsburgh

Job No.: 180-9654-1

SDG No.: \_\_\_\_\_

Reagent ID	Exp Date	Prep Date	Dilutant Used	Reagent Final Volume	Parent Reagent		Analyte	Concentration
					Reagent ID	Volume Added		
GCCONCALSL1_00003	06/05/12	12/05/11	Hexane, Lot 267547	40 mL	GCCONADDSTK_00002	0.005 mL	PCB-205	0.0005 ug/mL
							PCB-90	0.0005 ug/mL
					GCCONGMIX1STD_00001	0.005 mL	PCB-209	0.0005 ug/mL
							PCB-101	0.0005 ug/mL
							PCB-105	0.0005 ug/mL
							PCB-118	0.0005 ug/mL
							PCB-126	0.0005 ug/mL
							PCB-128	0.0005 ug/mL
							PCB-138	0.0005 ug/mL
							PCB-153	0.0005 ug/mL
							PCB-156	0.0005 ug/mL
							PCB-169	0.0005 ug/mL
							PCB-170	0.0005 ug/mL
							PCB-18	0.0005 ug/mL
							PCB-180	0.0005 ug/mL
							PCB-183	0.0005 ug/mL
							PCB-184	0.0005 ug/mL
							PCB-187	0.0005 ug/mL
							PCB-195	0.0005 ug/mL
							PCB-206	0.0005 ug/mL
							PCB-28	0.0005 ug/mL
							PCB-44	0.0005 ug/mL
							PCB-49	0.0005 ug/mL
		PCB-52	0.0005 ug/mL					
		PCB-66	0.0005 ug/mL					
		PCB-77	0.0005 ug/mL					
		PCB-8	0.0005 ug/mL					
		PCB-87	0.0005 ug/mL					
		Tetrachloro-m-xylene	0.000825 ug/mL					
.GCCONADDSTK_00002	12/05/12	12/05/11	Hexane, Lot 267547	10 mL	GCBZ#205STD1_00001	0.4 mL	PCB-205	4 ug/mL
					GCBZ90STD_00001	0.4 mL	PCB-90	4 ug/mL
..GCBZ#205STD1_00001	07/21/13		AccuStandard, Lot B3070183		(Purchased Reagent)		PCB-205	100 ug/mL
..GCBZ90STD_00001	03/20/18		AccuStandard, Lot B8030229		(Purchased Reagent)		PCB-90	100 ug/mL
.GCCONGMIX1STD_00001	08/31/12		AccuStandard, Lot 2006-38		(Purchased Reagent)		PCB-209	4 ug/mL
							PCB-101	4 ug/mL
							PCB-105	4 ug/mL
							PCB-118	4 ug/mL
							PCB-126	4 ug/mL
							PCB-128	4 ug/mL
							PCB-138	4 ug/mL
							PCB-153	4 ug/mL
							PCB-156	4 ug/mL
							PCB-169	4 ug/mL
							PCB-170	4 ug/mL
							PCB-18	4 ug/mL
							PCB-180	4 ug/mL
							PCB-183	4 ug/mL
							PCB-184	4 ug/mL
							PCB-187	4 ug/mL



REAGENT TRACEABILITY SUMMARY

Lab Name: TestAmerica Pittsburgh

Job No.: 180-9654-1

SDG No.: \_\_\_\_\_

Reagent ID	Exp Date	Prep Date	Dilutant Used	Reagent Final Volume	Parent Reagent		Analyte	Concentration		
					Reagent ID	Volume Added				
							PCB-195	4 ug/mL		
							PCB-206	4 ug/mL		
							PCB-28	4 ug/mL		
							PCB-44	4 ug/mL		
							PCB-49	4 ug/mL		
							PCB-52	4 ug/mL		
							PCB-66	4 ug/mL		
							PCB-77	4 ug/mL		
							PCB-8	4 ug/mL		
							PCB-87	4 ug/mL		
							Tetrachloro-m-xylene	6.6 ug/mL		
GCCONCALSL2_00003	06/05/12	12/05/11	Hexane, Lot 267547	40 mL	GCCONADDSTK_00002	0.01 mL	PCB-205	0.001 ug/mL		
							PCB-90	0.001 ug/mL		
							GCCONGMIX1STD_00001	0.01 mL	PCB 209	0.001 ug/mL
									PCB-101	0.001 ug/mL
									PCB-105	0.001 ug/mL
									PCB-118	0.001 ug/mL
									PCB-126	0.001 ug/mL
									PCB-128	0.001 ug/mL
									PCB-138	0.001 ug/mL
									PCB-153	0.001 ug/mL
									PCB-156	0.001 ug/mL
									PCB-169	0.001 ug/mL
									PCB-170	0.001 ug/mL
									PCB-18	0.001 ug/mL
									PCB-180	0.001 ug/mL
									PCB-183	0.001 ug/mL
									PCB-184	0.001 ug/mL
									PCB-187	0.001 ug/mL
									PCB-195	0.001 ug/mL
									PCB-206	0.001 ug/mL
									PCB-28	0.001 ug/mL
									PCB-44	0.001 ug/mL
									PCB-49	0.001 ug/mL
									PCB-52	0.001 ug/mL
									PCB-66	0.001 ug/mL
									PCB-77	0.001 ug/mL
									PCB-8	0.001 ug/mL
PCB-87	0.001 ug/mL									
Tetrachloro-m-xylene	0.00165 ug/mL									
.GCCONADDSTK_00002	12/05/12	12/05/11	Hexane, Lot 267547	10 mL	GCBZ#205STD1_00001	0.4 mL	PCB-205	4 ug/mL		
					GCBZ90STD_00001	0.4 mL	PCB-90	4 ug/mL		
..GCBZ#205STD1_00001	07/21/13		AccuStandard, Lot B3070183				PCB-205	100 ug/mL		
..GCBZ90STD_00001	03/20/18		AccuStandard, Lot B8030229				PCB-90	100 ug/mL		
.GCCONGMIX1STD_00001	08/31/12		AccuStandard, Lot 2006-38				PCB 209	4 ug/mL		
							PCB-101	4 ug/mL		
							PCB-105	4 ug/mL		
							PCB-118	4 ug/mL		
							PCB-126	4 ug/mL		
							PCB-128	4 ug/mL		

REAGENT TRACEABILITY SUMMARY

Lab Name: TestAmerica Pittsburgh Job No.: 180-9654-1

SDG No.: \_\_\_\_\_

Reagent ID	Exp Date	Prep Date	Dilutant Used	Reagent Final Volume	Parent Reagent		Analyte	Concentration
					Reagent ID	Volume Added		
							PCB-138	4 ug/mL
							PCB-153	4 ug/mL
							PCB-156	4 ug/mL
							PCB-169	4 ug/mL
							PCB-170	4 ug/mL
							PCB-18	4 ug/mL
							PCB-180	4 ug/mL
							PCB-183	4 ug/mL
							PCB-184	4 ug/mL
							PCB-187	4 ug/mL
							PCB-195	4 ug/mL
							PCB-206	4 ug/mL
							PCB-28	4 ug/mL
							PCB-44	4 ug/mL
							PCB-49	4 ug/mL
							PCB-52	4 ug/mL
							PCB-66	4 ug/mL
							PCB-77	4 ug/mL
							PCB-8	4 ug/mL
							PCB-87	4 ug/mL
							Tetrachloro-m-xylene	6.6 ug/mL
GCCONCALSL3_00003	06/05/12	12/05/11	Hexane, Lot 267547	40 mL	GCCONADDSTK_00002	0.025 mL	PCB-205	0.0025 ug/mL
					GCCONADDSTK_00002	0.025 mL	PCB-90	0.0025 ug/mL
					GCCONGMIX1STD_00001	0.025 mL	PCB 209	0.0025 ug/mL
							PCB-101	0.0025 ug/mL
							PCB-105	0.0025 ug/mL
							PCB-118	0.0025 ug/mL
							PCB-126	0.0025 ug/mL
							PCB-128	0.0025 ug/mL
							PCB-138	0.0025 ug/mL
							PCB-153	0.0025 ug/mL
							PCB-156	0.0025 ug/mL
							PCB-169	0.0025 ug/mL
							PCB-170	0.0025 ug/mL
							PCB-18	0.0025 ug/mL
							PCB-180	0.0025 ug/mL
							PCB-183	0.0025 ug/mL
							PCB-184	0.0025 ug/mL
							PCB-187	0.0025 ug/mL
							PCB-195	0.0025 ug/mL
							PCB-206	0.0025 ug/mL
							PCB-28	0.0025 ug/mL
							PCB-44	0.0025 ug/mL
							PCB-49	0.0025 ug/mL
							PCB-52	0.0025 ug/mL
							PCB-66	0.0025 ug/mL
							PCB-77	0.0025 ug/mL
							PCB-8	0.0025 ug/mL
							PCB-87	0.0025 ug/mL

REAGENT TRACEABILITY SUMMARY

Lab Name: TestAmerica Pittsburgh

Job No.: 180-9654-1

SDG No.: \_\_\_\_\_

Reagent ID	Exp Date	Prep Date	Dilutant Used	Reagent Final Volume	Parent Reagent		Analyte	Concentration
					Reagent ID	Volume Added		
							Tetrachloro-m-xylene	0.004125 ug/mL
.GCCONADDSTK_00002	12/05/12	12/05/11	Hexane, Lot 267547	10 mL	GCBZ#205STD1_00001	0.4 mL	PCB-205	4 ug/mL
					GCBZ90STD_00001	0.4 mL	PCB-90	4 ug/mL
..GCBZ#205STD1_00001	07/21/13		AccuStandard, Lot B3070183		(Purchased Reagent)		PCB-205	100 ug/mL
..GCBZ90STD_00001	03/20/18		AccuStandard, Lot B8030229		(Purchased Reagent)		PCB-90	100 ug/mL
.GCCONGMIX1STD_00001	08/31/12		AccuStandard, Lot 2006-38		(Purchased Reagent)		PCB 209	4 ug/mL
							PCB-101	4 ug/mL
							PCB-105	4 ug/mL
							PCB-118	4 ug/mL
							PCB-126	4 ug/mL
							PCB-128	4 ug/mL
							PCB-138	4 ug/mL
							PCB-153	4 ug/mL
							PCB-156	4 ug/mL
							PCB-169	4 ug/mL
							PCB-170	4 ug/mL
							PCB-18	4 ug/mL
							PCB-180	4 ug/mL
							PCB-183	4 ug/mL
							PCB-184	4 ug/mL
							PCB-187	4 ug/mL
							PCB-195	4 ug/mL
							PCB-206	4 ug/mL
							PCB-28	4 ug/mL
							PCB-44	4 ug/mL
							PCB-49	4 ug/mL
							PCB-52	4 ug/mL
							PCB-66	4 ug/mL
							PCB-77	4 ug/mL
							PCB-8	4 ug/mL
							PCB-87	4 ug/mL
							Tetrachloro-m-xylene	6.6 ug/mL
GCCONCALSL4_00003	06/05/12	12/05/11	Hexane, Lot 267547	40 mL	GCCONADDSTK_00002	0.05 mL	PCB-205	0.005 ug/mL
							PCB-90	0.005 ug/mL
					GCCONGMIX1STD_00001	0.05 mL	PCB 209	0.005 ug/mL
							PCB-101	0.005 ug/mL
							PCB-105	0.005 ug/mL
							PCB-118	0.005 ug/mL
							PCB-126	0.005 ug/mL
							PCB-128	0.005 ug/mL
							PCB-138	0.005 ug/mL
							PCB-153	0.005 ug/mL
							PCB-156	0.005 ug/mL
							PCB-169	0.005 ug/mL
							PCB-170	0.005 ug/mL
							PCB-18	0.005 ug/mL
							PCB-180	0.005 ug/mL
							PCB-183	0.005 ug/mL
							PCB-184	0.005 ug/mL

REAGENT TRACEABILITY SUMMARY

Lab Name: TestAmerica Pittsburgh Job No.: 180-9654-1

SDG No.: \_\_\_\_\_

Reagent ID	Exp Date	Prep Date	Dilutant Used	Reagent Final Volume	Parent Reagent		Analyte	Concentration	
					Reagent ID	Volume Added			
							PCB-187	0.005 ug/mL	
							PCB-195	0.005 ug/mL	
							PCB-206	0.005 ug/mL	
							PCB-28	0.005 ug/mL	
							PCB-44	0.005 ug/mL	
							PCB-49	0.005 ug/mL	
							PCB-52	0.005 ug/mL	
							PCB-66	0.005 ug/mL	
							PCB-77	0.005 ug/mL	
							PCB-8	0.005 ug/mL	
							PCB-87	0.005 ug/mL	
							Tetrachloro-m-xylene	0.00825 ug/mL	
.GCCONADDSTK_00002	12/05/12	12/05/11	Hexane, Lot 267547	10 mL	GCBZ#205STD1_00001	0.4 mL	PCB-205	4 ug/mL	
					GCBZ90STD_00001	0.4 mL	PCB-90	4 ug/mL	
.GCBZ#205STD1_00001	07/21/13		AccuStandard, Lot B3070183				(Purchased Reagent)	PCB-205	100 ug/mL
.GCBZ90STD_00001	03/20/18		AccuStandard, Lot B8030229				(Purchased Reagent)	PCB-90	100 ug/mL
.GCCONGMIX1STD_00001	08/31/12		AccuStandard, Lot 2006-38				(Purchased Reagent)	PCB 209	4 ug/mL
								PCB-101	4 ug/mL
								PCB-105	4 ug/mL
								PCB-118	4 ug/mL
								PCB-126	4 ug/mL
								PCB-128	4 ug/mL
								PCB-138	4 ug/mL
								PCB-153	4 ug/mL
								PCB-156	4 ug/mL
								PCB-169	4 ug/mL
								PCB-170	4 ug/mL
								PCB-18	4 ug/mL
								PCB-180	4 ug/mL
								PCB-183	4 ug/mL
								PCB-184	4 ug/mL
								PCB-187	4 ug/mL
								PCB-195	4 ug/mL
								PCB-206	4 ug/mL
								PCB-28	4 ug/mL
								PCB-44	4 ug/mL
								PCB-49	4 ug/mL
								PCB-52	4 ug/mL
								PCB-66	4 ug/mL
								PCB-77	4 ug/mL
								PCB-8	4 ug/mL
								PCB-87	4 ug/mL
								Tetrachloro-m-xylene	6.6 ug/mL
GCCONCALSL5_00003	06/05/12	12/05/11	Hexane, Lot 267547	40 mL	GCCONADDSTK_00002	0.1 mL	PCB-205	0.01 ug/mL	
							PCB-90	0.01 ug/mL	
					GCCONGMIX1STD_00001	0.1 mL	PCB 209	0.01 ug/mL	
							PCB-101	0.01 ug/mL	
							PCB-105	0.01 ug/mL	
							PCB-118	0.01 ug/mL	
							PCB-126	0.01 ug/mL	

REAGENT TRACEABILITY SUMMARY

Lab Name: TestAmerica Pittsburgh

Job No.: 180-9654-1

SDG No.: \_\_\_\_\_

Reagent ID	Exp Date	Prep Date	Dilutant Used	Reagent Final Volume	Parent Reagent		Analyte	Concentration
					Reagent ID	Volume Added		
							PCB-128	0.01 ug/mL
							PCB-138	0.01 ug/mL
							PCB-153	0.01 ug/mL
							PCB-156	0.01 ug/mL
							PCB-169	0.01 ug/mL
							PCB-170	0.01 ug/mL
							PCB-18	0.01 ug/mL
							PCB-180	0.01 ug/mL
							PCB-183	0.01 ug/mL
							PCB-184	0.01 ug/mL
							PCB-187	0.01 ug/mL
							PCB-195	0.01 ug/mL
							PCB-206	0.01 ug/mL
							PCB-28	0.01 ug/mL
							PCB-44	0.01 ug/mL
							PCB-49	0.01 ug/mL
							PCB-52	0.01 ug/mL
							PCB-66	0.01 ug/mL
							PCB-77	0.01 ug/mL
							PCB-8	0.01 ug/mL
							PCB-87	0.01 ug/mL
							Tetrachloro-m-xylene	0.0165 ug/mL
.GCCONADDSTK_00002	12/05/12	12/05/11	Hexane, Lot 267547	10 mL	GCBZ#205STD1_00001	0.4 mL	PCB-205	4 ug/mL
					GCBZ90STD_00001	0.4 mL	PCB-90	4 ug/mL
..GCBZ#205STD1_00001	07/21/13		AccuStandard, Lot B3070183				PCB-205	100 ug/mL
..GCBZ90STD_00001	03/20/18		AccuStandard, Lot B8030229				PCB-90	100 ug/mL
.GCCONGMIX1STD_00001	08/31/12		AccuStandard, Lot 2006-38				PCB 209	4 ug/mL
							PCB-101	4 ug/mL
							PCB-105	4 ug/mL
							PCB-118	4 ug/mL
							PCB-126	4 ug/mL
							PCB-128	4 ug/mL
							PCB-138	4 ug/mL
							PCB-153	4 ug/mL
							PCB-156	4 ug/mL
							PCB-169	4 ug/mL
							PCB-170	4 ug/mL
							PCB-18	4 ug/mL
							PCB-180	4 ug/mL
							PCB-183	4 ug/mL
							PCB-184	4 ug/mL
							PCB-187	4 ug/mL
							PCB-195	4 ug/mL
							PCB-206	4 ug/mL
							PCB-28	4 ug/mL
							PCB-44	4 ug/mL
							PCB-49	4 ug/mL
							PCB-52	4 ug/mL
							PCB-66	4 ug/mL
							PCB-77	4 ug/mL

REAGENT TRACEABILITY SUMMARY

Lab Name: TestAmerica Pittsburgh Job No.: 180-9654-1

SDG No.: \_\_\_\_\_

Reagent ID	Exp Date	Prep Date	Dilutant Used	Reagent Final Volume	Parent Reagent		Analyte	Concentration		
					Reagent ID	Volume Added				
							PCB-8	4 ug/mL		
							PCB-87	4 ug/mL		
							Tetrachloro-m-xylene	6.6 ug/mL		
GCCONCALSL6_00003	06/05/12	12/05/11	Hexane, Lot 267547	40 mL	GCCONADDSTK_00002	0.2 mL	PCB-205	0.02 ug/mL		
							PCB-90	0.02 ug/mL		
							GCCONGMIX1STD_00001	0.2 mL	PCB 209	0.02 ug/mL
									PCB-101	0.02 ug/mL
									PCB-105	0.02 ug/mL
									PCB-118	0.02 ug/mL
									PCB-126	0.02 ug/mL
									PCB-128	0.02 ug/mL
									PCB-138	0.02 ug/mL
									PCB-153	0.02 ug/mL
									PCB-156	0.02 ug/mL
									PCB-169	0.02 ug/mL
									PCB-170	0.02 ug/mL
									PCB-18	0.02 ug/mL
									PCB-180	0.02 ug/mL
									PCB-183	0.02 ug/mL
									PCB-184	0.02 ug/mL
									PCB-187	0.02 ug/mL
									PCB-195	0.02 ug/mL
									PCB-206	0.02 ug/mL
									PCB-28	0.02 ug/mL
									PCB-44	0.02 ug/mL
									PCB-49	0.02 ug/mL
PCB-52	0.02 ug/mL									
PCB-66	0.02 ug/mL									
PCB-77	0.02 ug/mL									
PCB-8	0.02 ug/mL									
PCB-87	0.02 ug/mL									
							Tetrachloro-m-xylene	0.033 ug/mL		
.GCCONADDSTK_00002	12/05/12	12/05/11	Hexane, Lot 267547	10 mL	GCBZ#205STD1_00001	0.4 mL	PCB-205	4 ug/mL		
					GCBZ90STD_00001	0.4 mL	PCB-90	4 ug/mL		
..GCBZ#205STD1_00001	07/21/13		AccuStandard, Lot B3070183				(Purchased Reagent)	PCB-205	100 ug/mL	
..GCBZ90STD_00001	03/20/18		AccuStandard, Lot B8030229				(Purchased Reagent)	PCB-90	100 ug/mL	
.GCCONGMIX1STD_00001	08/31/12		AccuStandard, Lot 2006-38				(Purchased Reagent)	PCB 209	4 ug/mL	
								PCB-101	4 ug/mL	
								PCB-105	4 ug/mL	
								PCB-118	4 ug/mL	
								PCB-126	4 ug/mL	
								PCB-128	4 ug/mL	
								PCB-138	4 ug/mL	
								PCB-153	4 ug/mL	
								PCB-156	4 ug/mL	
								PCB-169	4 ug/mL	
								PCB-170	4 ug/mL	
								PCB-18	4 ug/mL	
								PCB-180	4 ug/mL	
								PCB-183	4 ug/mL	

REAGENT TRACEABILITY SUMMARY

Lab Name: TestAmerica Pittsburgh

Job No.: 180-9654-1

SDG No.: \_\_\_\_\_

Reagent ID	Exp Date	Prep Date	Dilutant Used	Reagent Final Volume	Parent Reagent		Analyte	Concentration
					Reagent ID	Volume Added		
							PCB-184	4 ug/mL
							PCB-187	4 ug/mL
							PCB-195	4 ug/mL
							PCB-206	4 ug/mL
							PCB-28	4 ug/mL
							PCB-44	4 ug/mL
							PCB-49	4 ug/mL
							PCB-52	4 ug/mL
							PCB-66	4 ug/mL
							PCB-77	4 ug/mL
							PCB-8	4 ug/mL
							PCB-87	4 ug/mL
							Tetrachloro-m-xylene	6.6 ug/mL
OPCONGMATRIX_00004	09/15/12	03/15/12	ACETONE, Lot OP0015-11	100 mL	GCCONMATXWSA_00001	10 mL	PCB-156	0.1 ug/mL
							PCB-169	0.1 ug/mL
							PCB-183	0.1 ug/mL
							PCB-49	0.1 ug/mL
							PCB-87	0.1 ug/mL
							PCB 209	0.1 ug/mL
							PCB-101	0.1 ug/mL
							PCB-105	0.1 ug/mL
							PCB-118	0.1 ug/mL
							PCB-126	0.1 ug/mL
							PCB-128	0.1 ug/mL
							PCB-138	0.1 ug/mL
							PCB-153	0.1 ug/mL
							PCB-170	0.1 ug/mL
							PCB-18	0.1 ug/mL
							PCB-180	0.1 ug/mL
							PCB-187	0.1 ug/mL
							PCB-195	0.1 ug/mL
							PCB-206	0.1 ug/mL
							PCB-28	0.1 ug/mL
							PCB-44	0.1 ug/mL
							PCB-52	0.1 ug/mL
							PCB-66	0.1 ug/mL
							PCB-77	0.1 ug/mL
							PCB-8	0.1 ug/mL
.GCCONMATXWSA_00001	09/21/12	09/21/11	ACETONE, Lot OP0015-11	100 mL	GCBZ#156STD_00001	1 mL	PCB-156	1 ug/mL
					GCBZ#169STD_00001	1 mL	PCB-169	1 ug/mL
					GCBZ#183STD_00001	1 mL	PCB-183	1 ug/mL
					GCBZ#49STD_00001	1 mL	PCB-49	1 ug/mL
					GCBZ#87STD_00001	1 mL	PCB-87	1 ug/mL
					GCCONGMATRIXA_00001	1 mL	PCB 209	1 ug/mL
							PCB-101	1 ug/mL
							PCB-105	1 ug/mL
							PCB-118	1 ug/mL
							PCB-126	1 ug/mL
							PCB-128	1 ug/mL
							PCB-138	1 ug/mL

REAGENT TRACEABILITY SUMMARY

Lab Name: TestAmerica Pittsburgh Job No.: 180-9654-1

SDG No.: \_\_\_\_\_

Reagent ID	Exp Date	Prep Date	Dilutant Used	Reagent Final Volume	Parent Reagent		Analyte	Concentration
					Reagent ID	Volume Added		
							PCB-153	1 ug/mL
							PCB-170	1 ug/mL
							PCB-18	1 ug/mL
							PCB-180	1 ug/mL
							PCB-187	1 ug/mL
							PCB-195	1 ug/mL
							PCB-206	1 ug/mL
							PCB-28	1 ug/mL
							PCB-44	1 ug/mL
							PCB-52	1 ug/mL
							PCB-66	1 ug/mL
							PCB-77	1 ug/mL
							PCB-8	1 ug/mL
..GCBZ#156STD_00001	12/12/12		AccuStandard, Lot B2120156		(Purchased Reagent)		PCB-156	100 ug/mL
..GCBZ#169STD_00001	11/03/13		AccuStandard, Lot B3110009		(Purchased Reagent)		PCB-169	100 ug/mL
..GCBZ#183STD_00001	09/29/13		AccuStandard, Lot B3090254		(Purchased Reagent)		PCB-183	100 ug/mL
..GCBZ#49STD_00001	05/23/15		AccuStandard, Lot B5050245		(Purchased Reagent)		PCB-49	100 ug/mL
..GCBZ#87STD_00001	11/15/12		AccuStandard, Lot B2110147		(Purchased Reagent)		PCB-87	100 ug/mL
..GCCONGMATRIXA_00001	08/17/14		AccuStandard, Lot B4080123		(Purchased Reagent)		PCB 209	100 ug/mL
							PCB-101	100 ug/mL
							PCB-105	100 ug/mL
							PCB-118	100 ug/mL
							PCB-126	100 ug/mL
							PCB-128	100 ug/mL
							PCB-138	100 ug/mL
							PCB-153	100 ug/mL
							PCB-170	100 ug/mL
							PCB-18	100 ug/mL
							PCB-180	100 ug/mL
							PCB-187	100 ug/mL
							PCB-195	100 ug/mL
							PCB-206	100 ug/mL
							PCB-28	100 ug/mL
							PCB-44	100 ug/mL
							PCB-52	100 ug/mL
							PCB-66	100 ug/mL
							PCB-77	100 ug/mL
							PCB-8	100 ug/mL
OPCONSURRSPK1_00004	09/12/12	03/12/12	ACETONE, Lot OP0015-11	200 mL	GCBZ#205STD1_00001	0.05 mL	2,3,3',4,4',5,5',6-Octachlorobiphenyl (Surr)	0.025 ug/mL
					GCTCMXSTD_00001	0.0025 mL	Tetrachloro-m-xylene	0.025 ug/mL
..GCBZ#205STD1_00001	07/21/13		AccuStandard, Lot B3070183		(Purchased Reagent)		2,3,3',4,4',5,5',6-Octachlorobiphenyl (Surr)	100 ug/mL
..GCTCMXSTD_00001	06/30/14		Ultra, Lot BN09822PG		(Purchased Reagent)		PCB-205	100 ug/mL
							Tetrachloro-m-xylene	2000 ug/mL



# Certification Summary

Client: Analytics Environmental Laboratory, LLC  
 Project/Site: North & Wood Street ; T0-0010

TestAmerica Job ID: 180-9654-1

Laboratory	Authority	Program	EPA Region	Certification ID
TestAmerica Pittsburgh	Arkansas DEQ	State Program	6	88-0690
TestAmerica Pittsburgh	California	NELAC	9	4224CA
TestAmerica Pittsburgh	Connecticut	State Program	1	PH-0688
TestAmerica Pittsburgh	Florida	NELAC	4	E871008
TestAmerica Pittsburgh	Illinois	NELAC	5	002602
TestAmerica Pittsburgh	Kansas	NELAC	7	E-10350
TestAmerica Pittsburgh	L-A-B	DoD ELAP		L2314
TestAmerica Pittsburgh	Louisiana	NELAC	6	04041
TestAmerica Pittsburgh	New Hampshire	NELAC	1	203011
TestAmerica Pittsburgh	New Jersey	NELAC	2	PA005
TestAmerica Pittsburgh	New York	NELAC	2	11182
TestAmerica Pittsburgh	North Carolina DENR	State Program	4	434
TestAmerica Pittsburgh	Pennsylvania	NELAC	3	02-00416
TestAmerica Pittsburgh	Pennsylvania	State Program	3	02-416
TestAmerica Pittsburgh	South Carolina	State Program	4	89014002
TestAmerica Pittsburgh	USDA	Federal		P330-10-00139
TestAmerica Pittsburgh	USDA	Federal		P-Soil-01
TestAmerica Pittsburgh	Utah	NELAC	8	STLP
TestAmerica Pittsburgh	Virginia	NELAC	3	460189
TestAmerica Pittsburgh	West Virginia DEP	State Program	3	142
TestAmerica Pittsburgh	Wisconsin	State Program	5	998027800

Accreditation may not be offered or required for all methods and analytes reported in this package. Please contact your project manager for the laboratory's current list of certified methods and analytes.

# 8082A\_Con

---

PCB Congners (GC)

FORM II  
GC SEMI VOA SURROGATE RECOVERY

Lab Name: TestAmerica Pittsburgh Job No.: 180-9654-1

SDG No.: \_\_\_\_\_

Matrix: Solid Level: Low

GC Column (1): Rxi-50 ID: 0.53 (mm) GC Column (2): RTX-1701 ID: 0.53 (mm)

Client Sample ID	Lab Sample ID	TCX1 #	TCX2 #	PCB2051 #	PCB2052 #
S-12A-CO12-0.0-0.5 QA	180-9654-1		79		98
S-12A-CO12-0.0-0.5 QA	180-9654-1	83		97	
	MB 180-33265/1-A		92		114
	MB 180-33265/1-A	98		117	
	LCS 180-33265/2-A		90		111
	LCS 180-33265/2-A	93		111	
S-12A-CO12-0.0-0.5 QA MS	180-9654-1 MS		89		111
S-12A-CO12-0.0-0.5 QA MS	180-9654-1 MS	91		106	
S-12A-CO12-0.0-0.5 QA MSD	180-9654-1 MSD		90		110
S-12A-CO12-0.0-0.5 QA MSD	180-9654-1 MSD	92		108	

TCX = Tetrachloro-m-xylene  
PCB205 = PCB-205

QC LIMITS  
35-140  
35-140

# Column to be used to flag recovery values

FORM II 8082A

FORM III  
GC SEMI VOA LAB CONTROL SAMPLE RECOVERY

Lab Name: TestAmerica Pittsburgh Job No.: 180-9654-1  
 SDG No.: \_\_\_\_\_  
 Matrix: Solid Level: Low Lab File ID: X0420272.D  
 Lab ID: LCS 180-33265/2-A Client ID: \_\_\_\_\_

COMPOUND	SPIKE ADDED (ug/Kg)	LCS CONCENTRATION (ug/Kg)	LCS % REC	QC LIMITS REC	#
PCB-44	20.0	18.4	92	50-140	
PCB-101	20.0	11.7	58	50-140	
PCB-138	20.0	19.1	96	50-140	
PCB-187	20.0	19.6	98	50-140	

# Column to be used to flag recovery and RPD values

FORM III 8082A

FORM III  
GC SEMI VOA LAB CONTROL SAMPLE RECOVERY

Lab Name: TestAmerica Pittsburgh Job No.: 180-9654-1  
 SDG No.: \_\_\_\_\_  
 Matrix: Solid Level: Low Lab File ID: W0420272.D  
 Lab ID: LCS 180-33265/2-A Client ID: \_\_\_\_\_

COMPOUND	SPIKE ADDED (ug/Kg)	LCS CONCENTRATION (ug/Kg)	LCS % REC	QC LIMITS REC	#
PCB-8	20.0	17.7	88	50-140	
PCB-18	20.0	18.3	91	50-140	
PCB-28	20.0	17.9	90	50-140	
PCB-52	20.0	17.0	85	50-140	
PCB-66	20.0	20.0	100	50-140	
PCB-118	20.0	20.0	100	50-140	
PCB-128	20.0	19.8	99	50-140	
PCB-153	20.0	19.1	95	50-140	
PCB-170	20.0	21.0	105	50-140	
PCB-180	20.0	15.3	77	50-140	
PCB 209	20.0	20.5	103	50-140	
PCB-195	20.0	21.4	107	50-140	
PCB-206	20.0	19.9	99	50-140	
PCB-105	20.0	20.0	100	50-140	

# Column to be used to flag recovery and RPD values

FORM III 8082A

FORM III  
GC SEMI VOA MATRIX SPIKE RECOVERY

Lab Name: TestAmerica Pittsburgh Job No.: 180-9654-1  
 SDG No.: \_\_\_\_\_  
 Matrix: Solid Level: Low Lab File ID: X0420274.D  
 Lab ID: 180-9654-1 MS Client ID: S-12A-C012-0.0-0.5QA MS

COMPOUND	SPIKE ADDED (ug/Kg)	SAMPLE CONCENTRATION (ug/Kg)	MS CONCENTRATION (ug/Kg)	MS % REC	QC LIMITS REC	#
PCB-44	24.3	24	61.4	156	50-140	F
PCB-66	24.3	20	36.9	71	50-140	
PCB-118	24.3	14	36.5	93	50-140	p
PCB-128	24.3	2.0 J	24.7	93	50-140	
PCB-138	24.3	18	46.7	120	50-140	
PCB-187	24.3	4.9	28.1	95	50-140	
PCB-206	24.3	0.86 J	21.8	86	50-140	

# Column to be used to flag recovery and RPD values

FORM III 8082A

FORM III  
GC SEMI VOA MATRIX SPIKE RECOVERY

Lab Name: TestAmerica Pittsburgh Job No.: 180-9654-1

SDG No.: \_\_\_\_\_

Matrix: Solid Level: Low Lab File ID: W0420274.D

Lab ID: 180-9654-1 MS Client ID: S-12A-C012-0.0-0.5QA MS

COMPOUND	SPIKE ADDED (ug/Kg)	SAMPLE CONCENTRATION (ug/Kg)	MS CONCENTRATION (ug/Kg)	MS % REC	QC LIMITS REC	#
PCB-8	24.3	9.6	35.7	107	50-140	
PCB-18	24.3	44	94.5	207	50-140	F
PCB-28	24.3	92	192	410	50-140	E F
PCB-52	24.3	61	124	259	50-140	E F
PCB-101	24.3	17	39.3	91	50-140	
PCB-153	24.3	25	64.2	161	50-140	F
PCB-170	24.3	3.4	29.2	106	50-140	
PCB-180	24.3	3.1	22.7	80	50-140	
PCB 209	24.3	ND	23.4	96	50-140	
PCB-195	24.3	ND	25.3	104	50-140	
PCB-105	24.3	4.8	29.7	103	50-140	

# Column to be used to flag recovery and RPD values

FORM III 8082A

FORM III  
GC SEMI VOA MATRIX SPIKE DUPLICATE RECOVERY

Lab Name: TestAmerica Pittsburgh Job No.: 180-9654-1  
 SDG No.: \_\_\_\_\_  
 Matrix: Solid Level: Low Lab File ID: X0420275.D  
 Lab ID: 180-9654-1 MSD Client ID: S-12A-C012-0.0-0.5QA MSD

COMPOUND	SPIKE ADDED (ug/Kg)	MSD CONCENTRATION (ug/Kg)	MSD % REC	% RPD	QC LIMITS		#
					RPD	REC	
PCB-44	24.1	62.3	161	1.42	40	50-140	F
PCB-66	24.1	61.0	172	49.2	40	50-140	F
PCB-118	24.1	36.9	96	1.31	40	50-140	p
PCB-128	24.1	25.1	96	1.86	40	50-140	
PCB-138	24.1	47.2	123	1.00	40	50-140	
PCB-187	24.1	28.3	97	1.00	40	50-140	
PCB-206	24.1	22.4	90	2.69	40	50-140	

# Column to be used to flag recovery and RPD values

FORM III 8082A



FORM III  
GC SEMI VOA MATRIX SPIKE DUPLICATE RECOVERY

Lab Name: TestAmerica Pittsburgh Job No.: 180-9654-1  
 SDG No.: \_\_\_\_\_  
 Matrix: Solid Level: Low Lab File ID: W0420275.D  
 Lab ID: 180-9654-1 MSD Client ID: S-12A-C012-0.0-0.5QA MSD

COMPOUND	SPIKE ADDED (ug/Kg)	MSD CONCENTRATION (ug/Kg)	MSD % REC	% RPD	QC LIMITS		#
					RPD	REC	
PCB-8	24.1	36.7	113	2.77	40	50-140	
PCB-18	24.1	96.0	216	1.62	40	50-140	F
PCB-28	24.1	197	434	2.52	40	50-140	E F
PCB-52	24.1	120	243	3.69	40	50-140	E F
PCB-101	24.1	39.7	94	1.00	40	50-140	
PCB-153	24.1	65.2	167	1.63	40	50-140	F
PCB-170	24.1	29.9	110	2.26	40	50-140	
PCB-180	24.1	22.9	82	1.00	40	50-140	
PCB 209	24.1	24.5	102	4.61	40	50-140	
PCB-195	24.1	25.8	107	2.31	40	50-140	
PCB-105	24.1	30.5	107	2.86	40	50-140	

# Column to be used to flag recovery and RPD values

FORM III 8082A

FORM IV  
GC SEMI VOA METHOD BLANK SUMMARY

Lab Name: TestAmerica Pittsburgh Job No.: 180-9654-1  
 SDG No.: \_\_\_\_\_  
 Lab Sample ID: MB 180-33265/1-A  
 Matrix: Solid Date Extracted: 04/16/2012 07:20  
 Lab File ID: (1) W0420271.D Lab File ID: (2) X0420271.D  
 Date Analyzed: (1) 04/16/2012 12:49 Date Analyzed: (2) 04/16/2012 12:23  
 Instrument ID: (1) GC12 Instrument ID: (2) GC12  
 GC Column: (1) Rxi-50 ID: 0.53(mm) GC Column: (2) RTX-1701 ID: 0.53(mm)

THIS METHOD BLANK APPLIES TO THE FOLLOWING SAMPLES:

CLIENT SAMPLE ID	LAB SAMPLE ID	DATE ANALYZED 1		DATE ANALYZED 2	
	LCS 180-33265/2-A	04/16/2012	13:14	04/16/2012	12:49
S-12A-CO12-0.0-0.5QA	180-9654-1	04/16/2012	13:40	04/16/2012	13:14
S-12A-CO12-0.0-0.5QA MS	180-9654-1 MS	04/16/2012	14:06	04/16/2012	13:40
S-12A-CO12-0.0-0.5QA MSD	180-9654-1 MSD	04/16/2012	14:31	04/16/2012	14:06

FORM VIII  
GC SEMI VOA ANALYTICAL SEQUENCE

Lab Name: TestAmerica Pittsburgh Job No.: 180-9654-1  
 SDG No.: \_\_\_\_\_  
 Sample No.: CCVRT 180-33393/1 Date Analyzed: 04/16/2012 09:23  
 Instrument ID: GC12 GC Column: RTX-1701 ID: 0.53(mm)  
 Lab File ID (Standard): X0420264.D Heated Purge: (Y/N) N  
 Calibration ID: 4522

THE ANALYTICAL SEQUENCE OF BLANKS, SAMPLES, STANDARDS, MS/MSDs AND LCSs IS GIVEN BELOW:

				TCX	PCB205	
				RT #	RT #	
CONTINUING CALIBRATION SURROGATE				5.70	16.63	
UPPER LIMIT				5.75	16.68	
LOWER LIMIT				5.65	16.58	
LAB SAMPLE ID	CLIENT SAMPLE ID	DATE ANALYZED	LAB FILE ID			
CCVRT 180-33393/1		04/16/2012 09:23	X0420264.D	5.70	16.63	
CCV 180-33393/4		04/16/2012 10:40	X0420267.D	5.70	16.63	
MB 180-33265/1-A		04/16/2012 12:23	X0420271.D	5.70	16.63	
LCS 180-33265/2-A		04/16/2012 12:49	X0420272.D	5.70	16.62	
180-9654-1	S-12A-CO12-0.0-0.5QA	04/16/2012 13:14	X0420273.D	5.69	16.63	
180-9654-1 MS	S-12A-CO12-0.0-0.5QA MS	04/16/2012 13:40	X0420274.D	5.69	16.62	
180-9654-1 MSD	S-12A-CO12-0.0-0.5QA MSD	04/16/2012 14:06	X0420275.D	5.70	16.63	
CCV 180-33393/10		04/16/2012 14:31	X0420276.D	5.69	16.63	

TCX = Tetrachloro-m-xylene  
 PCB205 = PCB-205

TCX RT Limit = ± 0.05 minutes of surrogate RT  
 PCB205 RT Limit = ± 0.05 minutes of surrogate RT

# Column used to flag values outside QC limits

FORM VIII 8082A

FORM VIII  
GC SEMI VOA ANALYTICAL SEQUENCE

Lab Name: TestAmerica Pittsburgh Job No.: 180-9654-1  
 SDG No.: \_\_\_\_\_  
 Sample No.: CCVRT 180-33392/1 Date Analyzed: 04/16/2012 09:49  
 Instrument ID: GC12 GC Column: Rxi-50 ID: 0.53(mm)  
 Lab File ID (Standard): W0420264.D Heated Purge: (Y/N) N  
 Calibration ID: 4521

THE ANALYTICAL SEQUENCE OF BLANKS, SAMPLES, STANDARDS, MS/MSDs AND LCSs IS GIVEN BELOW:

				TCX	PCB205	
				RT #	RT #	
CONTINUING CALIBRATION SURROGATE				5.37	16.55	
UPPER LIMIT				5.42	16.60	
LOWER LIMIT				5.32	16.50	
LAB SAMPLE ID	CLIENT SAMPLE ID	DATE ANALYZED	LAB FILE ID			
CCVRT 180-33392/1		04/16/2012 09:49	W0420264.D	5.37	16.55	
CCV 180-33392/4		04/16/2012 11:06	W0420267.D	5.37	16.54	
MB 180-33265/1-A		04/16/2012 12:49	W0420271.D	5.37	16.54	
LCS 180-33265/2-A		04/16/2012 13:14	W0420272.D	5.37	16.54	
180-9654-1	S-12A-CO12-0.0-0.5QA	04/16/2012 13:40	W0420273.D	5.37	16.55	
180-9654-1 MS	S-12A-CO12-0.0-0.5QA MS	04/16/2012 14:06	W0420274.D	5.37	16.54	
180-9654-1 MSD	S-12A-CO12-0.0-0.5QA MSD	04/16/2012 14:31	W0420275.D	5.37	16.55	
CCV 180-33392/10		04/16/2012 14:57	W0420276.D	5.37	16.54	

TCX = Tetrachloro-m-xylene  
 PCB205 = PCB-205

TCX RT Limit = ± 0.05 minutes of surrogate RT  
 PCB205 RT Limit = ± 0.05 minutes of surrogate RT

# Column used to flag values outside QC limits

FORM VIII 8082A

FORM X  
IDENTIFICATION SUMMARY

Lab Name: TestAmerica Pittsburgh Job No.: 180-9654-1  
 SDG No.: \_\_\_\_\_  
 Client Sample ID: S-12A-CO12-0.0-0.5QA Lab Sample ID: 180-9654-1  
 Instrument ID (1): GC12 Instrument ID (2): GC12  
 Date Analyzed (1): 04/16/2012 13:40 Date Analyzed (2): 04/16/2012 13:14  
 GC Column (1): Rxi-50 ID: 0.53(mm) GC Column (2): RTX-1701 ID: 0.53(mm)

ANALYTE	COL	PEAK	RT	RT WINDOW		CONCENTRATION		RPD
				FROM	TO	PEAK	MEAN	
PCB-8	1		5.96	5.89	6.04	9.6		11.0
	2		6.22	6.17	6.27	11		
PCB-18	1		6.45	6.37	6.52	44		10.5
	2		6.66	6.61	6.71	40		
PCB-28	1		6.94	6.87	7.02	92		14.3
	2		7.25	7.20	7.30	80		
PCB-52	1		7.42	7.35	7.50	61		1.7
	2		7.70	7.65	7.75	60		
PCB-44	1		7.92	7.85	8.00	22		5.6
	2		8.11	8.06	8.16	24		
PCB-66	1		8.52	8.45	8.60	18		6.4
	2		8.88	8.79	8.89	20		
PCB-101	1		8.83	8.77	8.92	17		14.6
	2		9.13	9.07	9.17	15		
PCB-118	1		10.28	10.21	10.36	28		67.6
	2		10.61	10.58	10.68	14		
PCB-153	1		10.63	10.56	10.71	25		7.3
	2		10.94	10.89	10.99	23		
PCB-105	1		11.31	11.24	11.39	4.8		1.6
	2		11.44	11.39	11.49	4.7		
PCB-138	1		11.71	11.64	11.79	13		33.2
	2		11.80	11.76	11.86	18		
PCB-187	1		11.89	11.82	11.97	4.5		7.4
	2		11.97	11.93	12.03	4.9		
PCB-128	1		12.87	12.80	12.95	5.1		86.1
	2		12.76	12.69	12.79	2.0		
PCB-180	1		13.40	13.34	13.49	3.1		34.6
	2		13.59	13.54	13.64	2.2		
PCB-170	1		14.76	14.69	14.84	3.4		26.5
	2		14.67	14.61	14.71	2.6		
PCB-206	1		17.20	17.13	17.28	0.85		0.9
	2		17.11	17.06	17.16	0.86		

FORM X  
IDENTIFICATION SUMMARY

Lab Name: TestAmerica Pittsburgh Job No.: 180-9654-1  
 SDG No.: \_\_\_\_\_  
 Client Sample ID: S-12A-CO12-0.0-0.5QA MS Lab Sample ID: 180-9654-1 MS  
 Instrument ID (1): GC12 Instrument ID (2): GC12  
 Date Analyzed (1): 04/16/2012 14:06 Date Analyzed (2): 04/16/2012 13:40  
 GC Column (1): Rxi-50 ID: 0.53(mm) GC Column (2): RTX-1701 ID: 0.53(mm)

ANALYTE	COL	PEAK	RT	RT WINDOW		CONCENTRATION		RPD
				FROM	TO	PEAK	MEAN	
PCB-8	1		5.96	5.89	6.04	35.7		9.3
	2		6.22	6.17	6.27	39.2		
PCB-18	1		6.45	6.37	6.52	94.5		8.4
	2		6.66	6.61	6.71	86.9		
PCB-28	1		6.94	6.87	7.02	192		6.7
	2		7.24	7.20	7.30	205		
PCB-52	1		7.42	7.35	7.50	124		0.4
	2		7.70	7.65	7.75	125		
PCB-44	1		7.92	7.85	8.00	57.6		6.4
	2		8.10	8.06	8.16	61.4		
PCB-66	1		8.52	8.45	8.60	53.7		37.1
	2		8.88	8.79	8.89	36.9		
PCB-101	1		8.83	8.77	8.92	39.3		3.9
	2		9.13	9.07	9.17	37.8		
PCB-118	1		10.28	10.21	10.36	70.7		63.8
	2		10.61	10.58	10.68	36.5		
PCB-153	1		10.63	10.56	10.71	64.2		7.1
	2		10.94	10.89	10.99	59.8		
PCB-105	1		11.31	11.24	11.39	29.7		2.8
	2		11.43	11.39	11.49	28.9		
PCB-138	1		11.71	11.64	11.79	39.5		16.7
	2		11.80	11.76	11.86	46.7		
PCB-187	1		11.89	11.82	11.97	30.2		7.5
	2		11.97	11.93	12.03	28.1		
PCB-128	1		12.87	12.80	12.95	30.5		21.0
	2		12.74	12.69	12.79	24.7		
PCB-180	1		13.40	13.34	13.49	22.7		38.5
	2		13.58	13.54	13.64	15.4		
PCB-170	1		14.76	14.69	14.84	29.2		7.4
	2		14.65	14.61	14.71	27.1		
PCB-195	1		16.18	16.11	16.26	25.3		11.2
	2		15.83	15.79	15.89	22.6		
PCB-206	1		17.20	17.13	17.28	23.5		7.3
	2		17.11	17.06	17.16	21.8		
PCB 209	1		17.75	17.68	17.83	23.4		1.2
	2		17.41	17.37	17.47	23.1		

FORM X  
IDENTIFICATION SUMMARY

Lab Name: TestAmerica Pittsburgh Job No.: 180-9654-1  
 SDG No.: \_\_\_\_\_  
 Client Sample ID: S-12A-CO12-0.0-0.5QA MSD Lab Sample ID: 180-9654-1 MSD  
 Instrument ID (1): GC12 Instrument ID (2): GC12  
 Date Analyzed (1): 04/16/2012 14:31 Date Analyzed (2): 04/16/2012 14:06  
 GC Column (1): Rxi-50 ID: 0.53(mm) GC Column (2): RTX-1701 ID: 0.53(mm)

ANALYTE	COL	PEAK	RT	RT WINDOW		CONCENTRATION		RPD
				FROM	TO	PEAK	MEAN	
PCB-8	1		5.96	5.89	6.04	36.7		7.6
	2		6.22	6.17	6.27	39.6		
PCB-18	1		6.45	6.37	6.52	96.0		10.1
	2		6.66	6.61	6.71	86.8		
PCB-28	1		6.94	6.87	7.02	197		1.6
	2		7.25	7.20	7.30	200		
PCB-52	1		7.42	7.35	7.50	120		4.4
	2		7.70	7.65	7.75	125		
PCB-44	1		7.92	7.85	8.00	56.0		10.7
	2		8.11	8.06	8.16	62.3		
PCB-66	1		8.52	8.45	8.60	53.7		12.7
	2		8.80	8.79	8.89	61.0		
PCB-101	1		8.83	8.77	8.92	39.7		4.3
	2		9.13	9.07	9.17	38.0		
PCB-118	1		10.28	10.21	10.36	70.9		63.0
	2		10.61	10.58	10.68	36.9		
PCB-153	1		10.63	10.56	10.71	65.2		7.0
	2		10.94	10.89	10.99	60.8		
PCB-105	1		11.31	11.24	11.39	30.5		3.8
	2		11.44	11.39	11.49	29.4		
PCB-138	1		11.71	11.64	11.79	39.9		16.7
	2		11.81	11.76	11.86	47.2		
PCB-187	1		11.89	11.82	11.97	30.1		6.3
	2		11.98	11.93	12.03	28.3		
PCB-128	1		12.87	12.80	12.95	31.3		21.7
	2		12.74	12.69	12.79	25.1		
PCB-180	1		13.39	13.34	13.49	22.9		36.8
	2		13.59	13.54	13.64	15.7		
PCB-170	1		14.76	14.69	14.84	29.9		9.6
	2		14.66	14.61	14.71	27.1		
PCB-195	1		16.18	16.11	16.26	25.8		12.8
	2		15.84	15.79	15.89	22.7		
PCB-206	1		17.20	17.13	17.28	24.1		7.3
	2		17.11	17.06	17.16	22.4		
PCB 209	1		17.75	17.68	17.83	24.5		5.2
	2		17.42	17.37	17.47	23.3		

FORM X  
IDENTIFICATION SUMMARY

Lab Name: TestAmerica Pittsburgh Job No.: 180-9654-1  
 SDG No.: \_\_\_\_\_  
 Client Sample ID: \_\_\_\_\_ Lab Sample ID: MB 180-33265/1-A  
 Instrument ID (1): GC12 Instrument ID (2): GC12  
 Date Analyzed (1): 04/16/2012 12:49 Date Analyzed (2): 04/16/2012 12:23  
 GC Column (1): Rxi-50 ID: 0.53(mm) GC Column (2): RTX-1701 ID: 0.53(mm)

ANALYTE	COL	PEAK	RT	RT WINDOW		CONCENTRATION		RPD
				FROM	TO	PEAK	MEAN	
PCB-28	1		7.01	6.87	7.02	0.533		73.5
	2		7.28	7.20	7.30	0.247		



FORM X  
IDENTIFICATION SUMMARY

Lab Name: TestAmerica Pittsburgh Job No.: 180-9654-1  
 SDG No.: \_\_\_\_\_  
 Client Sample ID: \_\_\_\_\_ Lab Sample ID: LCS 180-33265/2-A  
 Instrument ID (1): GC12 Instrument ID (2): GC12  
 Date Analyzed (1): 04/16/2012 13:14 Date Analyzed (2): 04/16/2012 12:49  
 GC Column (1): Rxi-50 ID: 0.53(mm) GC Column (2): RTX-1701 ID: 0.53(mm)

ANALYTE	COL	PEAK	RT	RT WINDOW		CONCENTRATION		RPD
				FROM	TO	PEAK	MEAN	
PCB-8	1		5.96	5.89	6.04	17.7		7.7
	2		6.22	6.17	6.27	16.3		
PCB-18	1		6.44	6.37	6.52	18.3		0.8
	2		6.66	6.61	6.71	18.1		
PCB-28	1		6.94	6.87	7.02	17.9		7.0
	2		7.25	7.20	7.30	16.7		
PCB-52	1		7.42	7.35	7.50	17.0		0.6
	2		7.70	7.65	7.75	16.9		
PCB-44	1		7.92	7.85	8.00	18.2		1.1
	2		8.11	8.06	8.16	18.4		
PCB-66	1		8.52	8.45	8.60	20.0		3.4
	2		8.84	8.79	8.89	19.3		
PCB-101	1		8.83	8.77	8.92	9.69		18.4
	2		9.13	9.07	9.17	11.7		
PCB-118	1		10.28	10.21	10.36	20.0		61.7
	2		10.62	10.58	10.68	10.6		
PCB-153	1		10.63	10.56	10.71	19.1		4.8
	2		10.94	10.89	10.99	18.2		
PCB-105	1		11.30	11.24	11.39	20.0		3.4
	2		11.44	11.39	11.49	19.3		
PCB-138	1		11.71	11.64	11.79	19.1		0.2
	2		11.81	11.76	11.86	19.1		
PCB-187	1		11.89	11.82	11.97	19.4		0.9
	2		11.98	11.93	12.03	19.6		
PCB-128	1		12.87	12.80	12.95	19.8		1.5
	2		12.74	12.69	12.79	19.5		
PCB-180	1		13.39	13.34	13.49	15.3		34.2
	2		13.58	13.54	13.64	10.8		
PCB-170	1		14.76	14.69	14.84	21.0		2.9
	2		14.65	14.61	14.71	20.4		
PCB-195	1		16.18	16.11	16.26	21.4		6.9
	2		15.83	15.79	15.89	20.0		
PCB-206	1		17.20	17.13	17.28	19.9		2.3
	2		17.11	17.06	17.16	19.4		
PCB 209	1		17.75	17.68	17.83	20.5		0.4
	2		17.41	17.37	17.47	20.5		

FORM I  
GC SEMI VOA ORGANICS ANALYSIS DATA SHEET

Lab Name: TestAmerica Pittsburgh Job No.: 180-9654-1  
 SDG No.: \_\_\_\_\_  
 Client Sample ID: S-12A-CO12-0.0-0.5QA Lab Sample ID: 180-9654-1  
 Matrix: Solid Lab File ID: X0420273.D  
 Analysis Method: 8082A Date Collected: 04/04/2012 10:30  
 Extraction Method: 3541 Date Extracted: 04/16/2012 07:20  
 Sample wt/vol: 10.2(g) Date Analyzed: 04/16/2012 13:14  
 Con. Extract Vol.: 20.0(mL) Dilution Factor: 2  
 Injection Volume: \_\_\_\_\_ GC Column: RTX-1701 ID: 0.53(mm)  
 % Moisture: 19.3 GPC Cleanup: (Y/N) N  
 Analysis Batch No.: 33393 Units: ug/Kg

CAS NO.	COMPOUND NAME	RESULT	Q	RL	MDL
41464-39-5	PCB-44	24		2.4	0.50
32598-10-0	PCB-66	20		2.4	0.40
31508-00-6	PCB-118	14	p	2.4	0.50
38380-07-3	PCB-128	2.0	J p	2.4	0.50
35065-28-2	PCB-138	18		2.4	0.52
52663-68-0	PCB-187	4.9		2.4	0.52
40186-72-9	PCB-206	0.86	J	2.4	0.49

CAS NO.	SURROGATE	%REC	Q	LIMITS
877-09-8	Tetrachloro-m-xylene	79		35-140
74472-53-0	PCB-205	98		35-140

TestAmerica Pittsburgh

Data file : \\pitsvr06\d\chem\gc12.i\04162X.b\X0420273.D  
 Lab Smp Id: 180-9654-a-1-c  
 Inj Date : 16-APR-2012 13:14  
 Operator : 01797 Inst ID: gc12.i  
 Smp Info : 04162X.b  
 Misc Info : 180-9654-a-1-c  
 Comment : 8082 PCB ANALYSIS  
 Method : \\pitsvr06\d\chem\gc12.i\04162X.b\Tcon1b.m  
 Meth Date : 16-Apr-2012 11:10 gc12.i Quant Type: ESTD  
 Cal Date : 04-APR-2012 11:37 Cal File: X0420076.D  
 Als bottle: 9  
 Dil Factor: 2.00000  
 Integrator: Falcon Compound Sublist: MDL1.sub  
 Target Version: 4.14  
 Processing Host: PITPC-509

Concentration Formula: Amt \* DF \* CpndVariable  
 Cpnd Variable Local Compound Variable

Compounds	RT	EXP RT	DLT RT	RESPONSE	CONCENTRATIONS	
					ON-COLUMN ( ng)	FINAL (ug/Kg)
\$ 3 TCMX	5.694	5.695	-0.001	23904	1e-003	0.0019786(R)
4 BZ #8	6.219	6.222	-0.003	8017	0.00221	0.0044273(a)
6 BZ #18	6.663	6.661	0.002	41951	0.00817	0.016334(a)
9 BZ #28	7.246	7.254	-0.008	123835	0.01647	0.032930(a)
10 BZ #52	7.699	7.702	-0.003	86213	0.01234	0.024684(a)
11 BZ #49	7.742	7.744	-0.002	106034	0.01281	0.025611(a)
12 BZ #44	8.108	8.110	-0.002	39251	0.00486	0.0097188(a)
16 BZ #66	8.882	8.840	0.042	26494	0.00401	0.0080260(a)
17 BZ #90	9.132	9.121	0.011	35291	0.00304	0.0060844(aM)
18 BZ #101	9.132	9.123	0.009	35291	0.00305	0.0060909(a)
22 BZ #87	9.823	9.828	-0.005	52469	0.00659	0.013175(a)
23 BZ #81	Compound Not Detected.					
26 BZ #77	Compound Not Detected.					
28 BZ #123	Compound Not Detected.					
30 BZ #184	10.792	10.747	0.045	6761	4e-004	0.00089862(a)
29 BZ #118	10.614	10.632	-0.018	34487	0.00286	0.0057156(a)
32 BZ #114	Compound Not Detected.					
33 BZ #153	10.941	10.941	0.000	35838	0.00478	0.0095524(a)
36 BZ #105	11.440	11.442	-0.002	7925	1e-003	0.0019254(a)
37 BZ #138	11.801	11.811	-0.010	30772	0.00361	0.0072131(a)
39 BZ #187	11.974	11.983	-0.009	7426	0.00100	0.0020021(a)
40 BZ #183	12.082	12.096	-0.014	3734	0.00043	0.00086069(a)
41 BZ #126	Compound Not Detected.					
42 BZ #167	12.547	12.595	-0.048	1067	2e-004	0.00031440(a)
44 BZ #128	12.755	12.742	0.013	3949	4e-004	0.00083438(a)
46 BZ #156	13.372	13.370	0.002	4143	5e-004	0.00090803(a)
48 BZ #180	13.587	13.588	-0.001	7239	5e-004	0.00090530(a)
47 BZ #157	Compound Not Detected.					

Compounds	RT	EXP RT	DLT RT	RESPONSE	CONCENTRATIONS	
					ON-COLUMN ( ng)	FINAL (ug/Kg)
=====	=====	=====	=====	=====	=====	=====
51 BZ #170	14.666	14.656	0.010	4884	5e-004	0.0010860(a)
52 BZ #169	Compound Not Detected.					
54 BZ #189	Compound Not Detected.					
55 BZ #195	Compound Not Detected.					
\$ 116 BZ #205	16.627	16.629	-0.002	13069	0.00123	0.0024530(R)
57 BZ #206	17.114	17.110	0.004	2129	2e-004	0.00035288(a)
58 BZ #209	Compound Not Detected.					

QC Flag Legend

- a - Target compound detected but, quantitated amount Below Limit Of Quantitation(BLOQ).
- R - Spike/Surrogate failed recovery limits.
- M - Compound response manually integrated.

Data File: X0420273.D

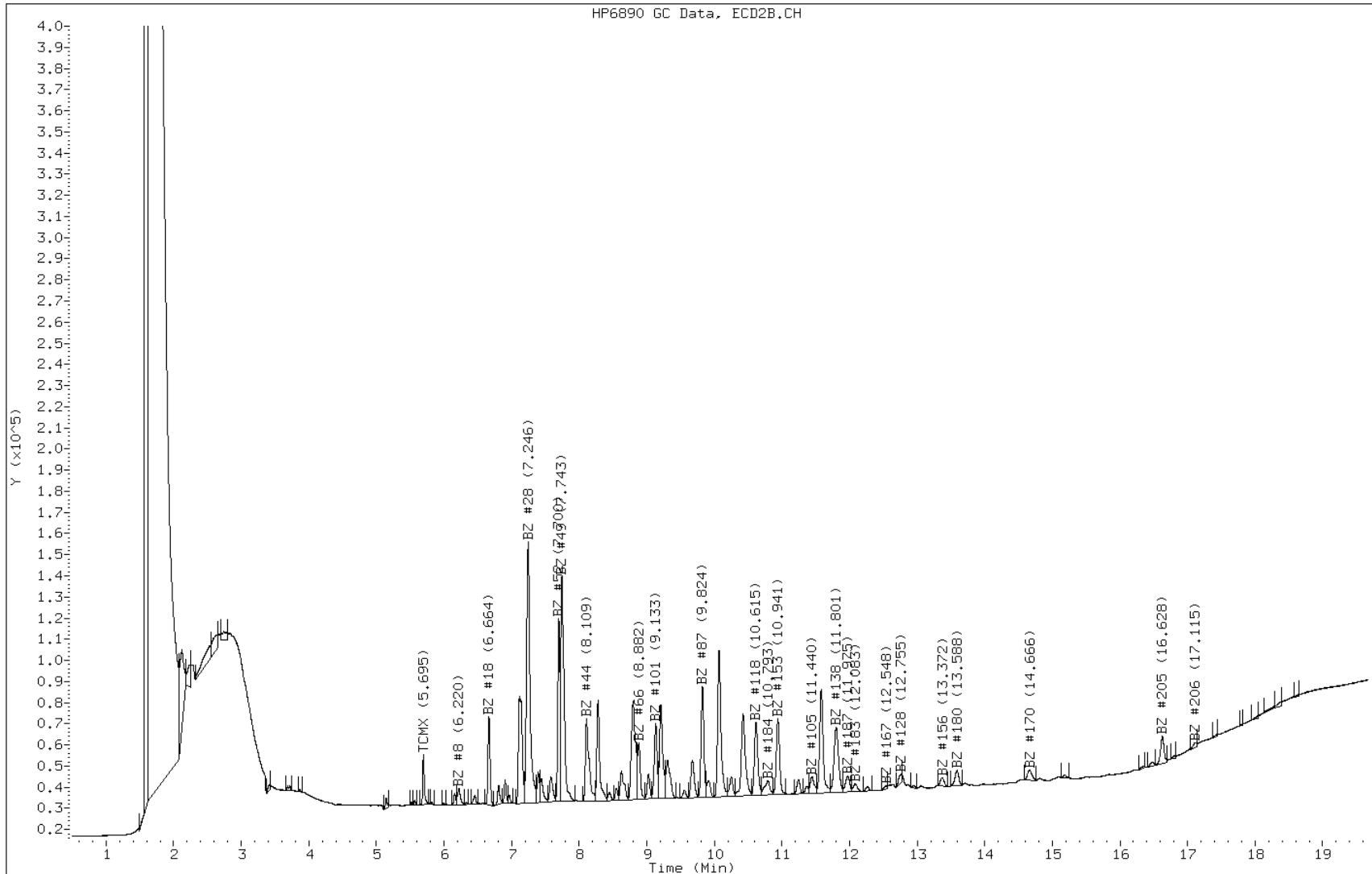
Date: 16-APR-2012 13:14

Client ID:

Instrument: gc12.i

Sample Info: 04162X.b

Operator: 01797



FORM I  
GC SEMI VOA ORGANICS ANALYSIS DATA SHEET

Lab Name: TestAmerica Pittsburgh Job No.: 180-9654-1  
 SDG No.: \_\_\_\_\_  
 Client Sample ID: S-12A-CO12-0.0-0.5QA Lab Sample ID: 180-9654-1  
 Matrix: Solid Lab File ID: W0420273.D  
 Analysis Method: 8082A Date Collected: 04/04/2012 10:30  
 Extraction Method: 3541 Date Extracted: 04/16/2012 07:20  
 Sample wt/vol: 10.2(g) Date Analyzed: 04/16/2012 13:40  
 Con. Extract Vol.: 20.0(mL) Dilution Factor: 2  
 Injection Volume: \_\_\_\_\_ GC Column: Rxi-50 ID: 0.53(mm)  
 % Moisture: 19.3 GPC Cleanup: (Y/N) N  
 Analysis Batch No.: 33392 Units: ug/Kg

CAS NO.	COMPOUND NAME	RESULT	Q	RL	MDL
34883-43-7	PCB-8	9.6		2.4	0.51
37680-65-2	PCB-18	44		2.4	0.33
7012-37-5	PCB-28	92	B	2.4	0.55
35693-99-3	PCB-52	61		2.4	0.48
37680-73-2	PCB-101	17		2.4	0.49
35065-27-1	PCB-153	25		2.4	0.51
35065-30-6	PCB-170	3.4		2.4	0.50
35065-29-3	PCB-180	3.1		2.4	0.50
2051-24-3	PCB 209	ND		2.4	0.52
52663-78-2	PCB-195	ND		2.4	0.49
32598-14-4	PCB-105	4.8		2.4	0.51

CAS NO.	SURROGATE	%REC	Q	LIMITS
877-09-8	Tetrachloro-m-xylene	83		35-140
74472-53-0	PCB-205	97		35-140

TestAmerica Pittsburgh

Data file : \\pitsvr06\d\chem\gc12.i\04162W.b\W0420273.D  
Lab Smp Id: 180-9654-a-1-c  
Inj Date : 16-APR-2012 13:40  
Operator : 01797 Inst ID: gc12.i  
Smp Info : 04162W.b  
Misc Info : 180-9654-a-1-c  
Comment : 8082 PCB ANALYSIS  
Method : \\pitsvr06\d\chem\gc12.i\04162W.b\Tcon1a.m  
Meth Date : 16-Apr-2012 11:38 gc12.i Quant Type: ESTD  
Cal Date : 04-APR-2012 12:02 Cal File: W0420076.D  
Als bottle: 9  
Dil Factor: 2.00000  
Integrator: Falcon Compound Sublist: MDL1.sub  
Target Version: 4.14  
Processing Host: PITPC-509

Concentration Formula: Amt \* DF \* CpndVariable  
Cpnd Variable Local Compound Variable

Compounds					CONCENTRATIONS	
	RT	EXP RT	DLT RT	RESPONSE	ON-COLUMN ( ng)	FINAL (ug/Kg)
§ 113 TCMX	5.366	5.370	-0.004	35665	0.00103	0.0020697(R)
4 BZ #8	5.963	5.965	-0.002	12626	0.00198	0.0039666(a)
6 BZ #18	6.446	6.447	-0.001	58173	0.00907	0.018139(a)
8 BZ #28	6.939	6.945	-0.006	238567	0.01899	0.037987(a)
10 BZ #52	7.416	7.421	-0.005	100875	0.01256	0.025119(a)
11 BZ #49	7.479	7.481	-0.002	125648	0.01342	0.026850(a)
12 BZ #44	7.921	7.927	-0.006	42630	0.00460	0.0091932(a)
16 BZ #66	8.521	8.523	-0.002	35334	0.00376	0.0075257(a)
17 BZ #101	8.826	8.843	-0.017	54898	0.00353	0.0070504(a)
22 BZ #81	9.601	9.640	-0.039	5002	6e-004	0.0012338(a)
23 BZ #87	9.676	9.680	-0.004	10792	0.00111	0.0022129(a)
25 BZ #77	9.925	9.943	-0.018	87971	0.01611	0.032227(a)
27 BZ #123	Compound Not Detected.					
18 BZ #90	10.332	10.348	-0.016	41619	0.00239	0.0047799(a)
28 BZ #118	10.282	10.288	-0.006	49923	0.00577	0.011549(a)
30 BZ #153	10.625	10.632	-0.007	42597	0.00514	0.010274(a)
33 BZ #184	Compound Not Detected.					
32 BZ #114	9.068	9.087	-0.019	19561	0.00188	0.0037579(a)
35 BZ #105	11.306	11.310	-0.004	10507	1e-003	0.0019562(a)
36 BZ #138	11.711	11.718	-0.007	24911	0.00258	0.0051619(a)
38 BZ #187	11.894	11.894	0.000	7228	9e-004	0.0018586(a)
43 BZ #126	Compound Not Detected.					
39 BZ #183	12.049	12.042	0.007	4874	5e-004	0.0010286(a)
40 BZ #167	12.164	12.173	-0.009	3051	4e-004	0.00074919(a)
42 BZ #128	12.868	12.874	-0.006	10820	0.00105	0.0020946(a)
45 BZ #156	13.398	13.423	-0.025	7769	6e-004	0.0012770(aM)
46 BZ #180	13.398	13.421	-0.023	7769	6e-004	0.0012846(a)
47 BZ #157	13.172	13.193	-0.021	7062	7e-004	0.0013077(a)

Compounds	RT	EXP RT	DLT RT	RESPONSE	CONCENTRATIONS	
					ON-COLUMN ( ng)	FINAL (ug/Kg)
49 BZ #169	14.176	14.130	0.046	831	1e-004	0.00025137(a)
51 BZ #170	14.757	14.765	-0.008	6556	7e-004	0.0014182(a)
52 BZ #189	15.311	15.329	-0.018	983	1e-004	0.00022610(a)
54 BZ #195	Compound Not Detected.					
§ 115 BZ #205	16.546	16.547	-0.001	13227	0.00122	0.0024354(R)
56 BZ #206	17.201	17.204	-0.003	2089	2e-004	0.00034959(a)
57 BZ #209	Compound Not Detected.					

QC Flag Legend

- a - Target compound detected but, quantitated amount  
Below Limit Of Quantitation(BLOQ).
- R - Spike/Surrogate failed recovery limits.
- M - Compound response manually integrated.



Data File: W0420273.D

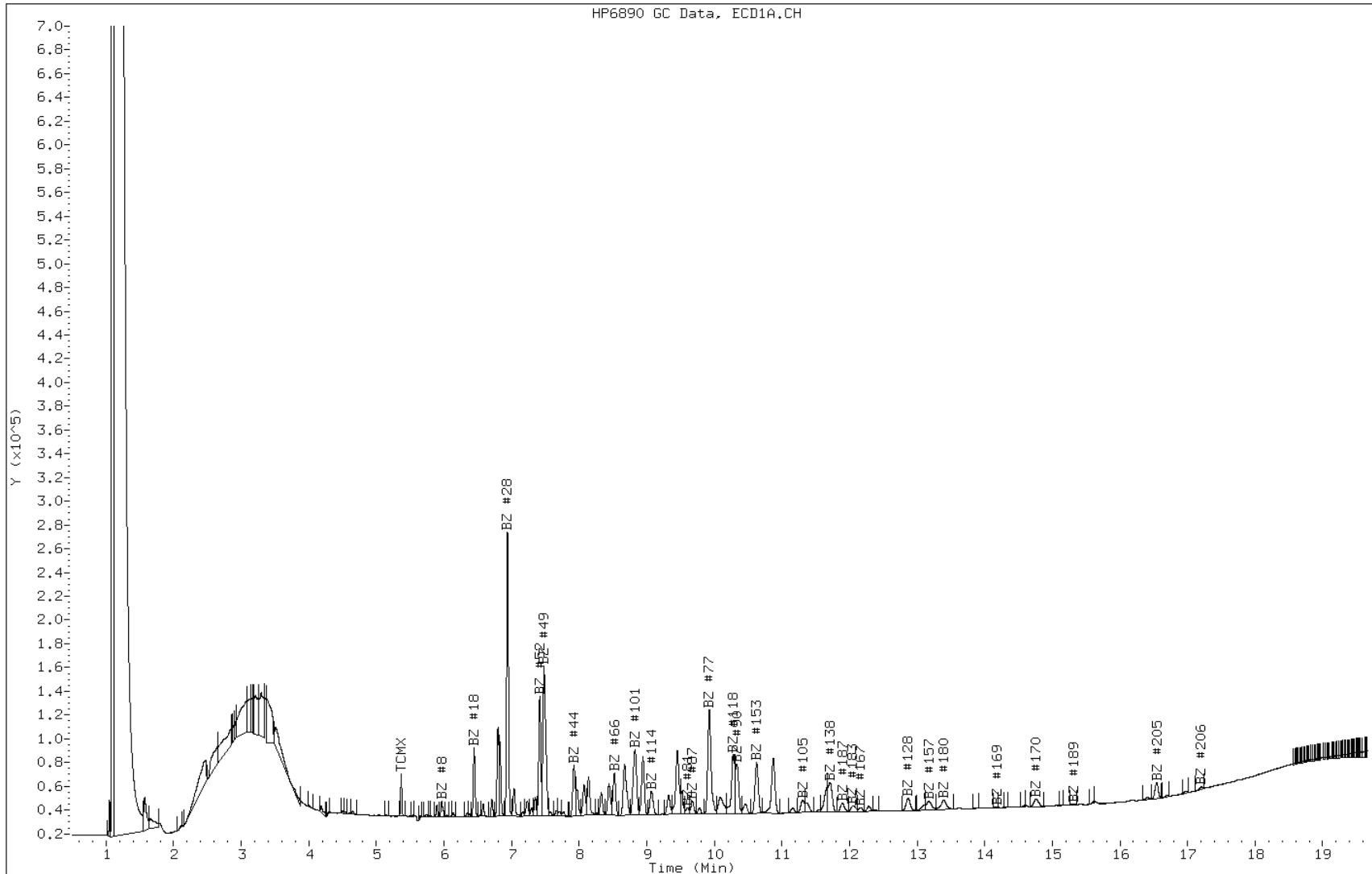
Date: 16-APR-2012 13:40

Client ID:

Instrument: gc12.i

Sample Info: 04162W.b

Operator: 01797



FORM VI  
GC SEMI VOA INITIAL CALIBRATION DATA  
EXTERNAL STANDARD RETENTION TIME SUMMARY

Lab Name: TestAmerica Pittsburgh Job No.: 180-9654-1 Analy Batch No.: 32404

SDG No.: \_\_\_\_\_

Instrument ID: GC12 GC Column: RTX-1701 ID: 0.53(mm) Heated Purge: (Y/N) N

Calibration Start Date: 04/04/2012 09:29 Calibration End Date: 04/04/2012 11:37 Calibration ID: 4522

Calibration Files:

LEVEL:	LAB SAMPLE ID:	LAB FILE ID:
Level 1	IC 180-32404/1	X0420071.D
Level 2	IC 180-32404/2	X0420072.D
Level 3	ICRT 180-32404/3	X0420073.D
Level 4	IC 180-32404/4	X0420074.D
Level 5	IC 180-32404/5	X0420075.D
Level 6	IC 180-32404/6	X0420076.D

ANALYTE	LVL 1	LVL 2	LVL 3	LVL 4	LVL 5	LVL 6					RT WINDOW	AVG RT
PCB-8	6.221	6.223	6.222	6.221	6.221	6.220					6.172 - 6.272	6.221
PCB-18	6.662	6.664	6.664	6.661	6.662	6.661					6.614 - 6.714	6.662
PCB-28	7.255	7.256	7.255	7.253	7.253	7.252					7.205 - 7.305	7.254
PCB-52	7.705	7.706	7.705	7.703	7.704	7.704					7.655 - 7.755	7.704
PCB-49	7.749	7.749	7.749	7.745	7.746	7.745					7.699 - 7.799	7.747
PCB-44	8.112	8.115	8.114	8.111	8.113	8.111					8.064 - 8.164	8.113
PCB-66	8.842	8.846	8.844	8.841	8.842	8.839					8.794 - 8.894	8.842
PCB-90	9.128	9.129	9.129	9.123	9.126	9.126					9.077 - 9.177	9.127
PCB-101	9.129	9.129	9.129	9.124	9.128	9.127					9.079 - 9.179	9.128
PCB-87	9.832	9.836	9.835	9.831	9.833	9.831					9.785 - 9.885	9.833
PCB-77	10.360	10.363	10.360	10.354	10.356	10.350					10.310 - 10.410	10.357
PCB-118	10.637	10.641	10.641	10.635	10.639	10.636					10.591 - 10.691	10.638
PCB-184	10.750	10.755	10.755	10.749	10.752	10.751					10.705 - 10.805	10.752
PCB-153	10.950	10.948	10.950	10.944	10.946	10.946					10.900 - 11.000	10.948
PCB-105	11.451	11.453	11.450	11.446	11.447	11.445					11.400 - 11.500	11.449
PCB-138	11.820	11.819	11.818	11.813	11.818	11.817					11.768 - 11.868	11.818
PCB-187	11.992	11.993	11.993	11.988	11.990	11.989					11.943 - 12.043	11.991
PCB-183	12.107	12.107	12.106	12.103	12.104	12.105					12.056 - 12.156	12.105
PCB-126	12.443	12.444	12.446	12.438	12.440	12.438					12.396 - 12.496	12.442
PCB-128	12.750	12.753	12.755	12.747	12.749	12.749					12.705 - 12.805	12.750
PCB-156	13.378	13.380	13.380	13.371	13.376	13.375					13.330 - 13.430	13.377
PCB-180	13.596	13.603	13.599	13.593	13.596	13.596					13.549 - 13.649	13.597
PCB-170	14.666	14.669	14.668	14.663	14.665	14.666					14.618 - 14.718	14.666
PCB-169	14.768	14.769	14.766	14.763	14.765	14.763					14.716 - 14.816	14.766
PCB-195	15.849	15.851	15.851	15.846	15.846	15.849					15.799 - 15.899	15.849
PCB-206	17.120	17.120	17.120	17.117	17.116	17.120					17.070 - 17.170	17.119
PCB 209	17.428	17.424	17.426	17.424	17.423	17.426					17.378 - 17.478	17.425
Tetrachloro-m-xylene	5.696	5.696	5.695	5.695	5.695	5.694					5.645 - 5.745	5.695
PCB-205	16.641	16.641	16.640	16.637	16.636	16.639					16.591 - 16.691	16.639

FORM VI  
GC SEMI VOA INITIAL CALIBRATION DATA  
EXTERNAL STANDARD CURVE EVALUATION

Lab Name: TestAmerica Pittsburgh Job No.: 180-9654-1 Analy Batch No.: 32404

SDG No.: \_\_\_\_\_

Instrument ID: GC12 GC Column: RTX-1701 ID: 0.53(mm) Heated Purge: (Y/N) N

Calibration Start Date: 04/04/2012 09:29 Calibration End Date: 04/04/2012 11:37 Calibration ID: 4522

Calibration Files:

LEVEL:	LAB SAMPLE ID:	LAB FILE ID:
Level 1	IC 180-32404/1	X0420071.D
Level 2	IC 180-32404/2	X0420072.D
Level 3	ICRT 180-32404/3	X0420073.D
Level 4	IC 180-32404/4	X0420074.D
Level 5	IC 180-32404/5	X0420075.D
Level 6	IC 180-32404/6	X0420076.D

ANALYTE	CF				CURVE TYPE	COEFFICIENT			#	MIN CF	%RSD	#	MAX %RSD	R^2 OR COD	#	MIN R^2 OR COD
	LVL 1 LVL 5	LVL 2 LVL 6	LVL 3	LVL 4		B	M1	M2								
PCB-8	3800000 3588500	3570000 3448800	3684000	3638200	Ave		3621583.33			3.3			20.0			
PCB-18	5636000 4971000	5138000 4686850	5234400	5153600	Ave		5136641.67			6.1			20.0			
PCB-28	7896000 7562800	7076000 7508200	7437200	7646200	Ave		7521066.67			3.6			20.0			
PCB-52	7606000 6791700	6997000 6413100	7067200	7037600	Ave		6985433.33			5.6			20.0			
PCB-49	9036000 8048000	8198000 7645100	8399200	8355800	Ave		8280350.00			5.5			20.0			
PCB-44	8840000 7835800	7957000 7574750	8080400	8176200	Ave		8077358.33			5.3			20.0			
PCB-66	6826000 6720400	6195000 6561750	6584400	6724600	Ave		6602025.00			3.4			20.0			
PCB-90	12348000 11196200	11462000 10860350	12091200	11645600	Ave		11600558.3			4.8			20.0			
PCB-101	12284000 11205000	11462000 10841950	12091200	11644200	Ave		11588058.3			4.7			20.0			
PCB-87	8454000 7948600	7530000 7695100	8015600	8146400	Ave		7964950.00			4.1			20.0			
PCB-77	3218000 3353600	2944000 3280150	3251600	3308000	Ave		3225891.67			4.5			20.0			
PCB-118	12890000 11980300	11581000 11208200	12413200	12333200	Ave		12067650.0			5.0			20.0			
PCB-184	15688000 15098500	14294000 14648650	15154000	15401600	Ave		15047458.3			3.4			20.0			
PCB-153	7880000 7442800	7265000 7082700	7688000	7662200	Ave		7503450.00			3.9			20.0			
PCB-105	8078000 8661400	7520000 8464850	8252800	8416000	Ave		8232175.00			4.9			20.0			

Note: The m1 coefficient is the same as Ave CF for an Ave curve type.

FORM VI  
GC SEMI VOA INITIAL CALIBRATION DATA  
EXTERNAL STANDARD CURVE EVALUATION

Lab Name: TestAmerica Pittsburgh Job No.: 180-9654-1 Analy Batch No.: 32404

SDG No.: \_\_\_\_\_

Instrument ID: GC12 GC Column: RTX-1701 ID: 0.53 (mm) Heated Purge: (Y/N) N

Calibration Start Date: 04/04/2012 09:29 Calibration End Date: 04/04/2012 11:37 Calibration ID: 4522

ANALYTE	CF				CURVE TYPE	COEFFICIENT			#	MIN CF	%RSD	#	MAX %RSD	R^2 OR COD	#	MIN R^2 OR COD
	LVL 1 LVL 5	LVL 2 LVL 6	LVL 3	LVL 4		B	M1	M2								
PCB-138	8722000 8572000	8197000 8239950	8708800	8753800	Ave		8532258.33			2.9		20.0				
PCB-187	7882000 7311900	7160000 6988500	7599600	7567400	Ave		7418233.33			4.4		20.0				
PCB-183	9152000 8730200	8344000 8276500	8795600	8762200	Ave		8676750.00			3.7		20.0				
PCB-126	4960000 4862300	4412000 4770950	4718000	4910200	Ave		4772241.67			4.1		20.0				
PCB-128	9738000 9636600	9049000 9184200	9481200	9705600	Ave		9465766.67			3.0		20.0				
PCB-156	9086000 9471200	8477000 9259900	9136400	9321000	Ave		9125250.00			3.8		20.0				
PCB-180	15976000 15922000	15512000 15780500	16426000	16337800	Ave		15992383.3			2.1		20.0				
PCB-170	9554000 9221700	8504000 8667850	8923600	9096400	Ave		8994591.67			4.2		20.0				
PCB-169	5832000 5460700	5104000 5190500	5421200	5379600	Ave		5398000.00			4.7		20.0				
PCB-195	10068000 9042700	8797000 8560350	9060800	9086600	Ave		9102575.00			5.7		20.0				
PCB-206	11114000 12881500	11032000 12439400	11843600	13088800	Ave		12066550.0			7.3		20.0				
PCB 209	9946000 10552600	9432000 9944150	10008000	10890400	Ave		10128858.3			5.1		20.0				
Tetrachloro-m-xylene	24433735 24810242	22505455 24804758	23919128	24498303	Ave		24161936.8			3.6		20.0				
PCB-205	10378000 10492000	10845000 10286700	10948400	10981800	Ave		10655316.7			2.9		20.0				

Note: The m1 coefficient is the same as Ave CF for an Ave curve type.

FORM VI  
GC SEMI VOA INITIAL CALIBRATION DATA  
EXTERNAL STANDARD RESPONSE AND CONCENTRATION

Lab Name: TestAmerica Pittsburgh Job No.: 180-9654-1 Analy Batch No.: 32404

SDG No.: \_\_\_\_\_

Instrument ID: GC12 GC Column: RTX-1701 ID: 0.53 (mm) Heated Purge: (Y/N) N

Calibration Start Date: 04/04/2012 09:29 Calibration End Date: 04/04/2012 11:37 Calibration ID: 4522

Calibration Files:

LEVEL:	LAB SAMPLE ID:	LAB FILE ID:
Level 1	IC 180-32404/1	X0420071.D
Level 2	IC 180-32404/2	X0420072.D
Level 3	ICRT 180-32404/3	X0420073.D
Level 4	IC 180-32404/4	X0420074.D
Level 5	IC 180-32404/5	X0420075.D
Level 6	IC 180-32404/6	X0420076.D

ANALYTE	CURVE TYPE	RESPONSE					CONCENTRATION (NG)				
		LVL 1 LVL 6	LVL 2	LVL 3	LVL 4	LVL 5	LVL 1 LVL 6	LVL 2	LVL 3	LVL 4	LVL 5
PCB-8	Ave	1900 68976	3570	9210	18191	35885	0.000500 0.0200	0.00100	0.00250	0.00500	0.0100
PCB-18	Ave	2818 93737	5138	13086	25768	49710	0.000500 0.0200	0.00100	0.00250	0.00500	0.0100
PCB-28	Ave	3948 150164	7076	18593	38231	75628	0.000500 0.0200	0.00100	0.00250	0.00500	0.0100
PCB-52	Ave	3803 128262	6997	17668	35188	67917	0.000500 0.0200	0.00100	0.00250	0.00500	0.0100
PCB-49	Ave	4518 152902	8198	20998	41779	80480	0.000500 0.0200	0.00100	0.00250	0.00500	0.0100
PCB-44	Ave	4420 151495	7957	20201	40881	78358	0.000500 0.0200	0.00100	0.00250	0.00500	0.0100
PCB-66	Ave	3413 131235	6195	16461	33623	67204	0.000500 0.0200	0.00100	0.00250	0.00500	0.0100
PCB-90	Ave	6174 217207	11462	30228	58228	111962	0.000500 0.0200	0.00100	0.00250	0.00500	0.0100
PCB-101	Ave	6142 216839	11462	30228	58221	112050	0.000500 0.0200	0.00100	0.00250	0.00500	0.0100
PCB-87	Ave	4227 153902	7530	20039	40732	79486	0.000500 0.0200	0.00100	0.00250	0.00500	0.0100
PCB-77	Ave	1609 65603	2944	8129	16540	33536	0.000500 0.0200	0.00100	0.00250	0.00500	0.0100
PCB-118	Ave	6445 224164	11581	31033	61666	119803	0.000500 0.0200	0.00100	0.00250	0.00500	0.0100
PCB-184	Ave	7844 292973	14294	37885	77008	150985	0.000500 0.0200	0.00100	0.00250	0.00500	0.0100
PCB-153	Ave	3940 141654	7265	19220	38311	74428	0.000500 0.0200	0.00100	0.00250	0.00500	0.0100
PCB-105	Ave	4039 169297	7520	20632	42080	86614	0.000500 0.0200	0.00100	0.00250	0.00500	0.0100
PCB-138	Ave	4361 164799	8197	21772	43769	85720	0.000500 0.0200	0.00100	0.00250	0.00500	0.0100

FORM VI  
GC SEMI VOA INITIAL CALIBRATION DATA  
EXTERNAL STANDARD RESPONSE AND CONCENTRATION

Lab Name: TestAmerica Pittsburgh Job No.: 180-9654-1 Analy Batch No.: 32404  
 SDG No.: \_\_\_\_\_  
 Instrument ID: GC12 GC Column: RTX-1701 ID: 0.53 (mm) Heated Purge: (Y/N) N  
 Calibration Start Date: 04/04/2012 09:29 Calibration End Date: 04/04/2012 11:37 Calibration ID: 4522

ANALYTE	CURVE TYPE	RESPONSE					CONCENTRATION (NG)				
		LVL 1 LVL 6	LVL 2	LVL 3	LVL 4	LVL 5	LVL 1 LVL 6	LVL 2	LVL 3	LVL 4	LVL 5
PCB-187	Ave	3941 139770	7160	18999	37837	73119	0.000500 0.0200	0.00100	0.00250	0.00500	0.0100
PCB-183	Ave	4576 165530	8344	21989	43811	87302	0.000500 0.0200	0.00100	0.00250	0.00500	0.0100
PCB-126	Ave	2480 95419	4412	11795	24551	48623	0.000500 0.0200	0.00100	0.00250	0.00500	0.0100
PCB-128	Ave	4869 183684	9049	23703	48528	96366	0.000500 0.0200	0.00100	0.00250	0.00500	0.0100
PCB-156	Ave	4543 185198	8477	22841	46605	94712	0.000500 0.0200	0.00100	0.00250	0.00500	0.0100
PCB-180	Ave	7988 315610	15512	41065	81689	159220	0.000500 0.0200	0.00100	0.00250	0.00500	0.0100
PCB-170	Ave	4777 173357	8504	22309	45482	92217	0.000500 0.0200	0.00100	0.00250	0.00500	0.0100
PCB-169	Ave	2916 103810	5104	13553	26898	54607	0.000500 0.0200	0.00100	0.00250	0.00500	0.0100
PCB-195	Ave	5034 171207	8797	22652	45433	90427	0.000500 0.0200	0.00100	0.00250	0.00500	0.0100
PCB-206	Ave	5557 248788	11032	29609	65444	128815	0.000500 0.0200	0.00100	0.00250	0.00500	0.0100
PCB 209	Ave	4973 198883	9432	25020	54452	105526	0.000500 0.0200	0.00100	0.00250	0.00500	0.0100
Tetrachloro-m-xylene	Ave	20280 818557	37134	98786	202111	409369	0.000830 0.0330	0.00165	0.00413	0.00825	0.0165
PCB-205	Ave	5189 205734	10845	27371	54909	104920	0.000500 0.0200	0.00100	0.00250	0.00500	0.0100

Curve Type Legend:  
 Ave = Average by Height

TestAmerica Pittsburgh

Data file : \\pitsvr06\d\chem\gc12.i\04042X.b\X0420071.D  
Lab Smp Id: IC 271895  
Inj Date : 04-APR-2012 09:29  
Operator : 01797 Inst ID: gc12.i  
Smp Info : 04042X.b  
Misc Info : IC 271895  
Comment : 8082 PCB ANALYSIS  
Method : \\pitsvr06\d\chem\gc12.i\04042X.b\Tcon1b.m  
Meth Date : 04-Apr-2012 11:28 gc12.i Quant Type: ESTD  
Cal Date : 04-APR-2012 10:46 Cal File: X0420074.D  
Als bottle: 1 Calibration Sample, Level: 1  
Dil Factor: 1.00000  
Integrator: Falcon Compound Sublist: MDL1.sub  
Target Version: 4.14  
Processing Host: PITPC-509

Compounds	RT	EXP RT	DLT RT	RESPONSE	AMOUNTS	
					CAL-AMT ( ng)	ON-COL ( ng)
\$ 3 TCMX	5.695	5.695	0.000	20280	0.00083	0.00085070
4 BZ #8	6.220	6.222	-0.002	1900	0.00050	0.00051728
6 BZ #18	6.661	6.663	-0.002	2818	0.00050	0.00053265
9 BZ #28	7.255	7.255	0.000	3948	0.00050	0.00052543
10 BZ #52	7.705	7.704	0.001	3803	0.00050	0.00052989
11 BZ #49	7.749	7.748	0.001	4518	0.00050	0.00053170
12 BZ #44	8.111	8.113	-0.002	4420	0.00050	0.00053489
16 BZ #66	8.841	8.843	-0.002	3413	0.00050	0.00051850
17 BZ #90	9.128	9.123	0.005	6174	0.00050	0.00051940(M)
18 BZ #101	9.129	9.124	0.005	6142	0.00050	0.00051742(M)
22 BZ #87	9.831	9.834	-0.003	4227	0.00050	0.00052598
23 BZ #81	10.015	10.017	-0.002	2488	0.00050	0.00051210
26 BZ #77	10.360	10.359	0.001	1609	0.00050	0.00050591
28 BZ #123	10.525	10.527	-0.002	3622	0.00050	0.00049810
30 BZ #184	10.750	10.754	-0.004	7844	0.00050	0.00051829
29 BZ #118	10.636	10.641	-0.005	6445	0.00050	0.00052380
32 BZ #114	10.876	10.876	0.000	4992	0.00050	0.00049153
33 BZ #153	10.950	10.949	0.001	3940	0.00050	0.00051680
36 BZ #105	11.450	11.450	0.000	4039	0.00050	0.00050070
37 BZ #138	11.820	11.817	0.003	4361	0.00050	0.00050736
39 BZ #187	11.991	11.992	-0.001	3941	0.00050	0.00052183
40 BZ #183	12.106	12.106	0.000	4576	0.00050	0.00052217
41 BZ #126	12.443	12.446	-0.003	2480	0.00050	0.00052210
42 BZ #167	12.602	12.602	0.000	3437	0.00050	0.00049618
44 BZ #128	12.750	12.754	-0.004	4869	0.00050	0.00051288
46 BZ #156	13.378	13.379	-0.001	4543	0.00050	0.00050449
48 BZ #180	13.595	13.598	-0.003	7988	0.00050	0.00049729
47 BZ #157	Compound Not Detected.					
51 BZ #170	14.665	14.667	-0.002	4777	0.00050	0.00052963
52 BZ #169	14.767	14.766	0.001	2916	0.00050	0.00053660
54 BZ #189	15.660	15.659	0.001	4138	0.00050	0.00050793
55 BZ #195	15.849	15.845	0.004	5034	0.00050	0.00054403(M)
\$ 116 BZ #205	16.640	16.640	0.000	5189	0.00050	0.00048098(M)

Compounds	RT	EXP RT	DLT RT	RESPONSE	AMOUNTS	
					CAL-AMT ( ng)	ON-COL ( ng)
=====	====	=====	=====	=====	=====	=====
57 BZ #206	17.120	17.120	0.000	5557	0.00050	0.00047215(M)
58 BZ #209	17.427	17.427	0.000	4973	0.00050	0.00051500(M)

QC Flag Legend

M - Compound response manually integrated.



Data File: X0420071.D

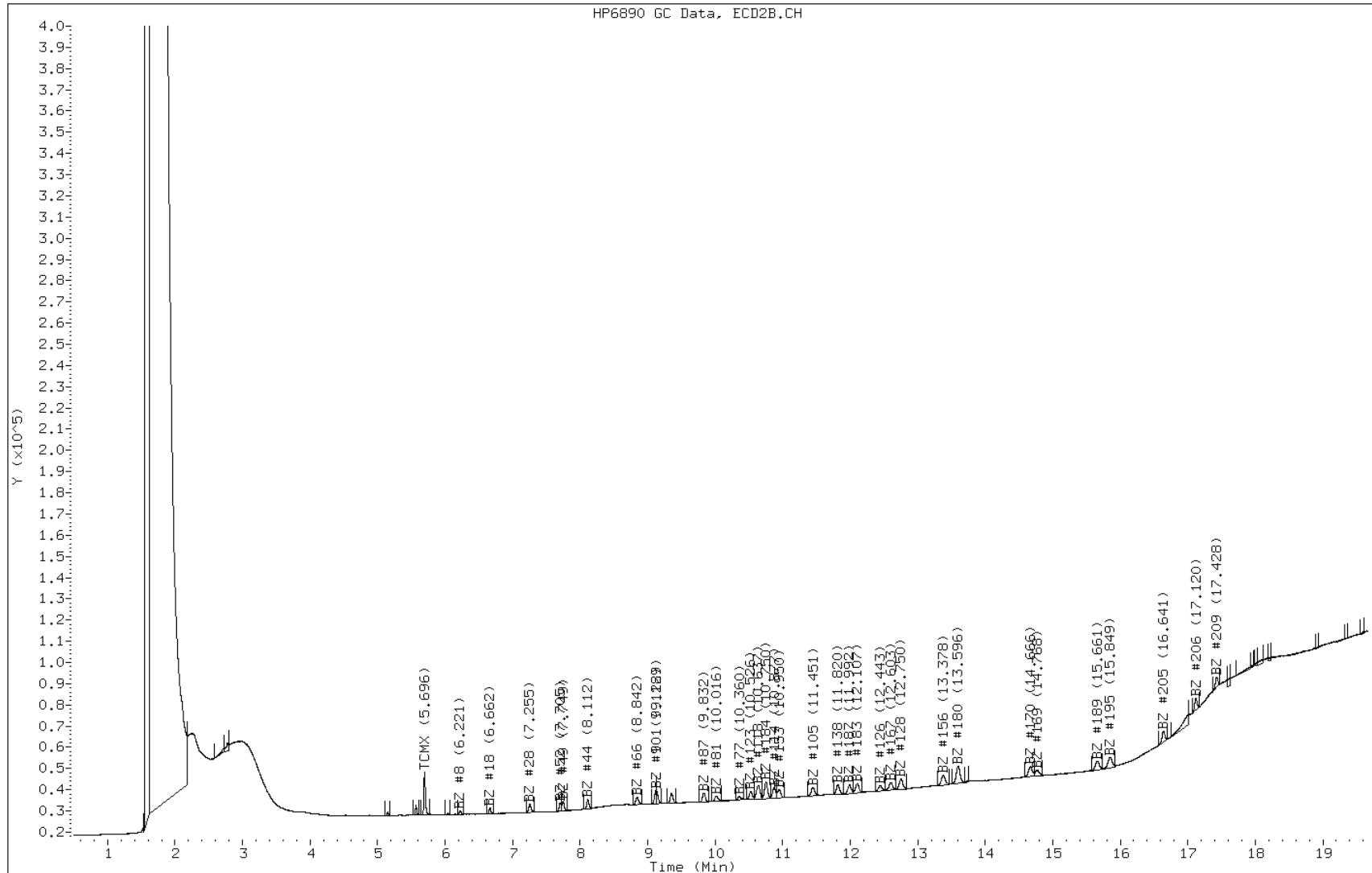
Date: 04-APR-2012 09:29

Client ID:

Instrument: gc12.i

Sample Info: 04042X.b

Operator: 01797



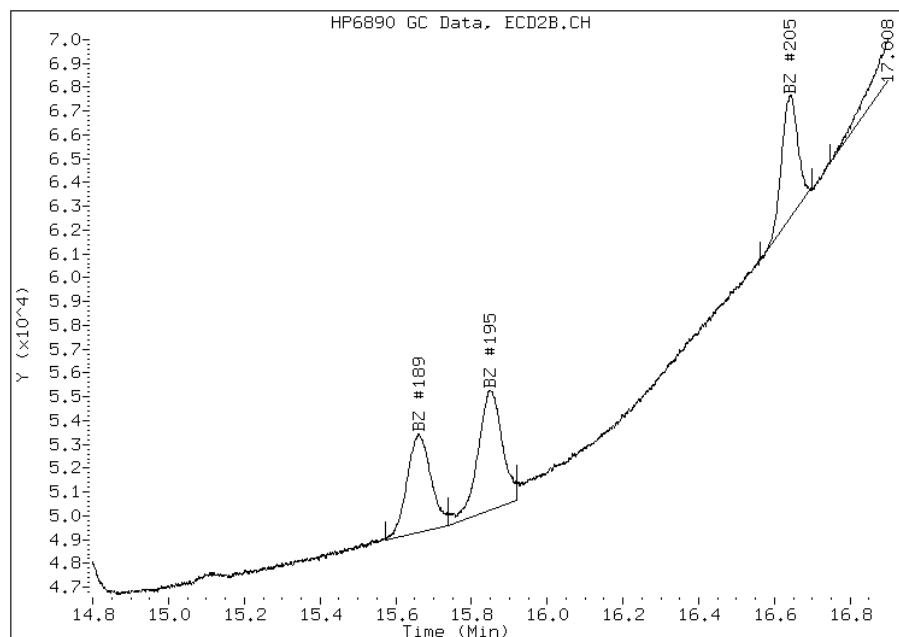
# Manual Integration Report

Data File: X0420071.D  
Inj. Date and Time: 04-APR-2012 09:29  
Instrument ID: gc12.i  
Client ID:  
Compound: 55 BZ #195  
CAS #: 52663-78-2  
Report Date: 04/05/2012

## Processing Integration Results

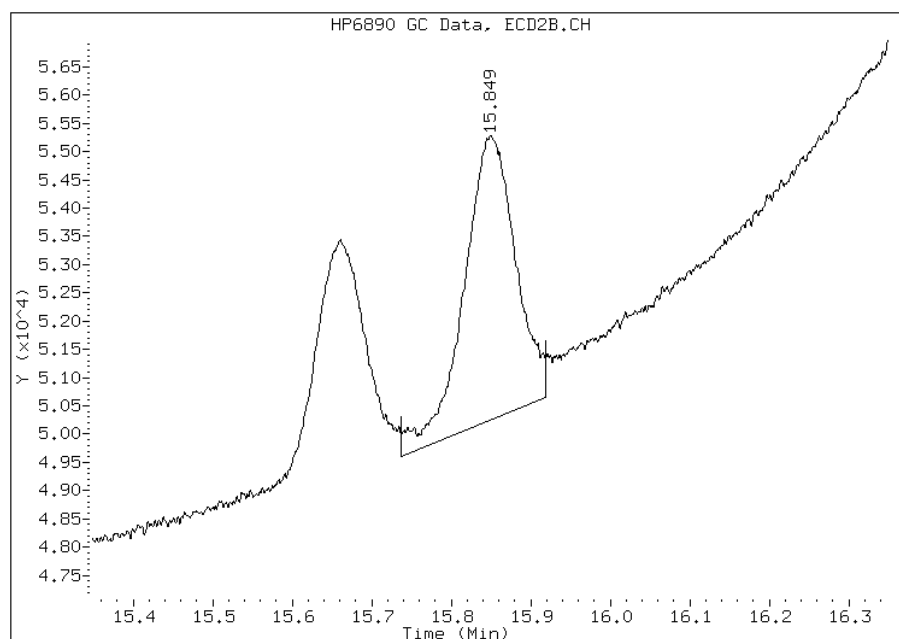
Not Detected

Expected RT: 15.85



## Manual Integration Results

RT: 15.85  
Response: 5034  
Amount: 0.00  
Conc: 0.00



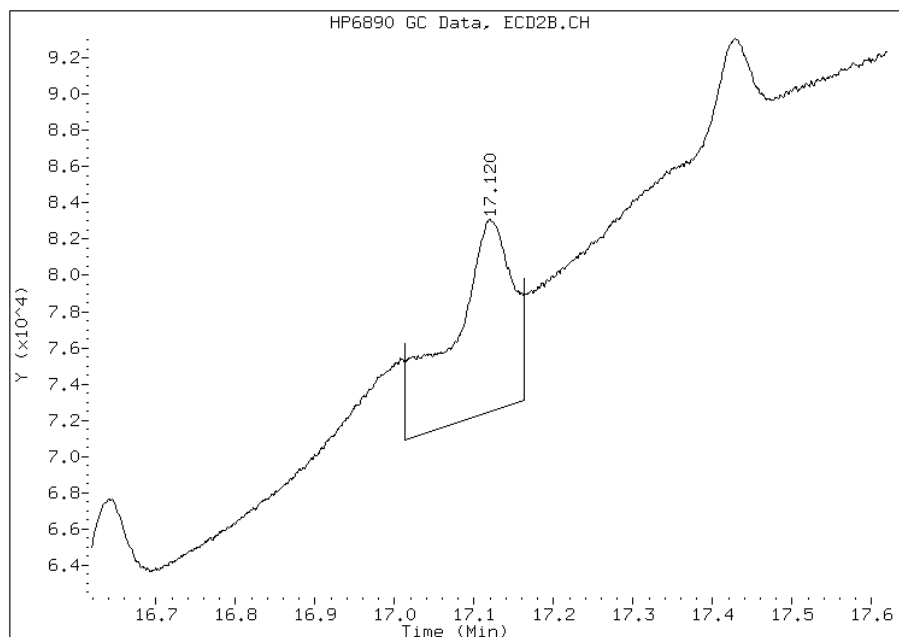
Manually Integrated By: eppinged  
Modification Date:  
Manual Integration Reason: Baseline Event

# Manual Integration Report

Data File: X0420071.D  
Inj. Date and Time: 04-APR-2012 09:29  
Instrument ID: gc12.i  
Client ID:  
Compound: 57 BZ #206  
CAS #: 40186-72-9  
Report Date: 04/05/2012

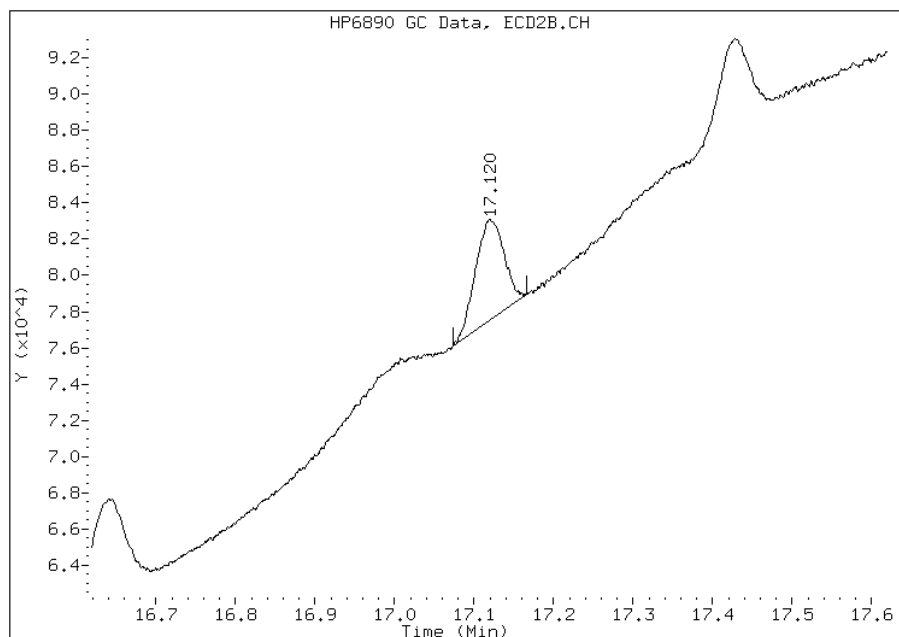
## Processing Integration Results

RT: 17.12  
Response: 10599  
Amount: 0.00  
Conc: 0.00



## Manual Integration Results

RT: 17.12  
Response: 5557  
Amount: 0.00  
Conc: 0.00



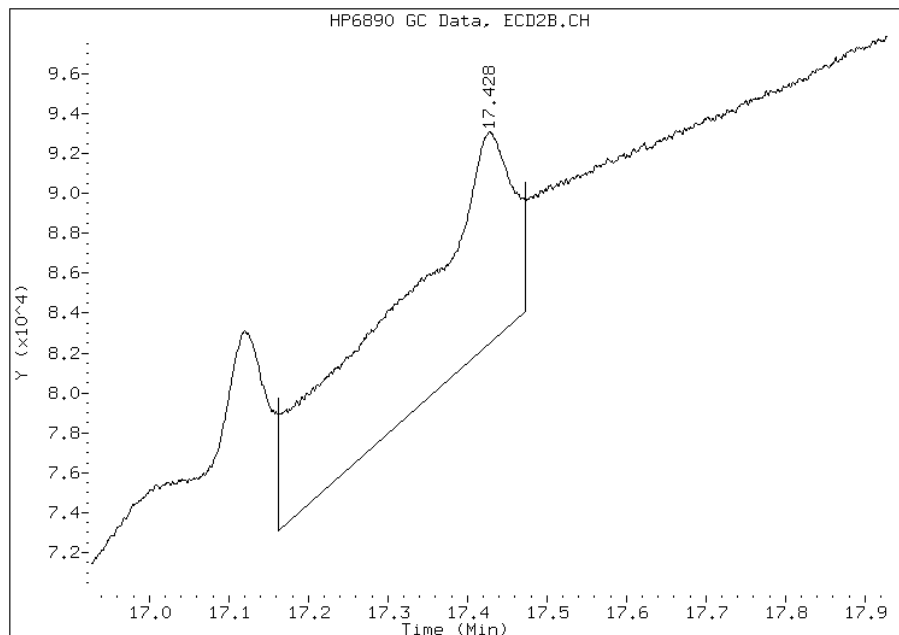
Manually Integrated By: eppinged  
Modification Date: 04-Apr-2012 11:24  
Manual Integration Reason: Baseline Event

# Manual Integration Report

Data File: X0420071.D  
Inj. Date and Time: 04-APR-2012 09:29  
Instrument ID: gc12.i  
Client ID:  
Compound: 58 BZ #209  
CAS #: 2051-24-3  
Report Date: 04/05/2012

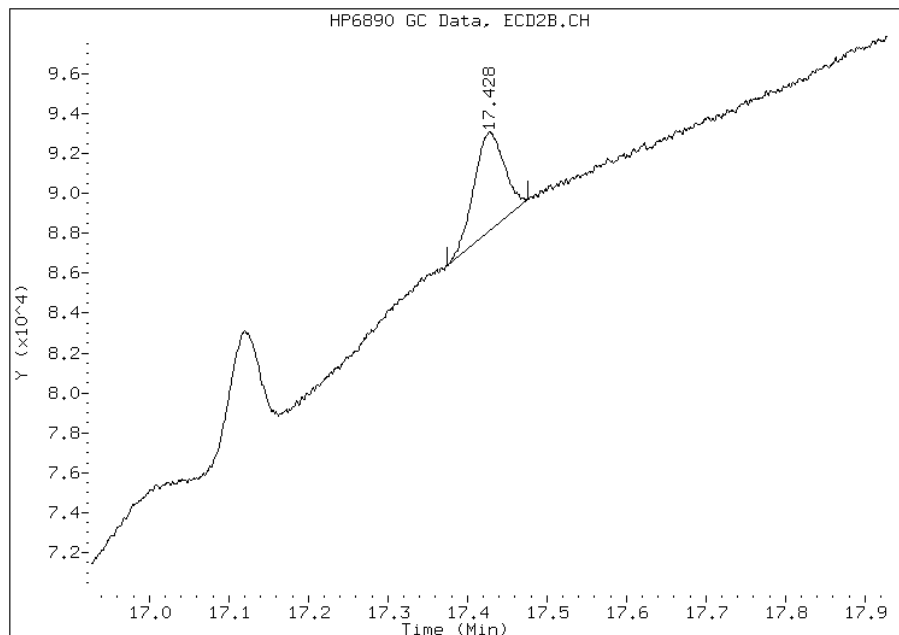
## Processing Integration Results

RT: 17.43  
Response: 10627  
Amount: 0.00  
Conc: 0.00



## Manual Integration Results

RT: 17.43  
Response: 4973  
Amount: 0.00  
Conc: 0.00



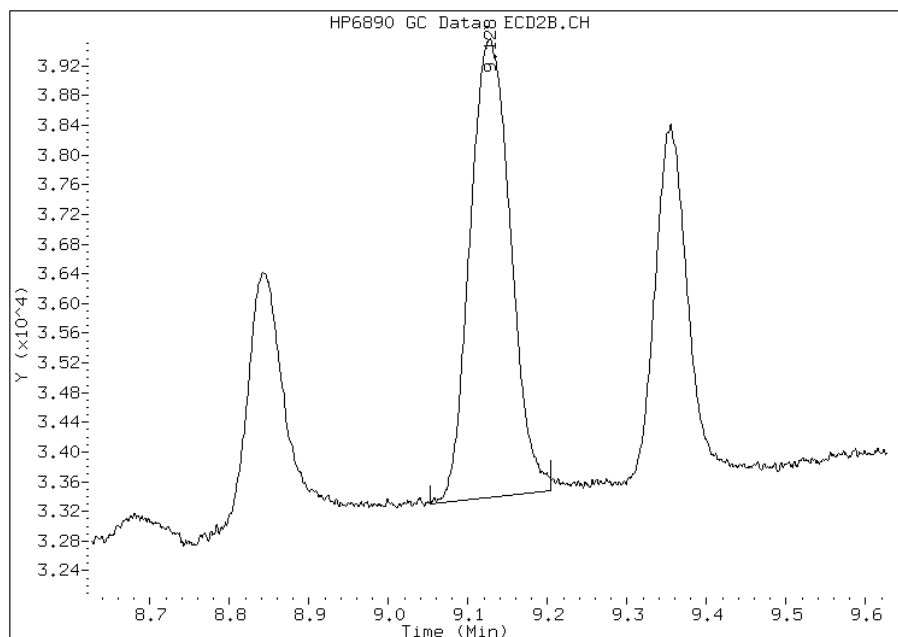
Manually Integrated By: eppinged  
Modification Date: 04-Apr-2012 11:24  
Manual Integration Reason: Baseline Event

# Manual Integration Report

Data File: X0420071.D  
Inj. Date and Time: 04-APR-2012 09:29  
Instrument ID: gc12.i  
Client ID:  
Compound: 17 BZ #90  
CAS #: 68194-07-0  
Report Date: 04/05/2012

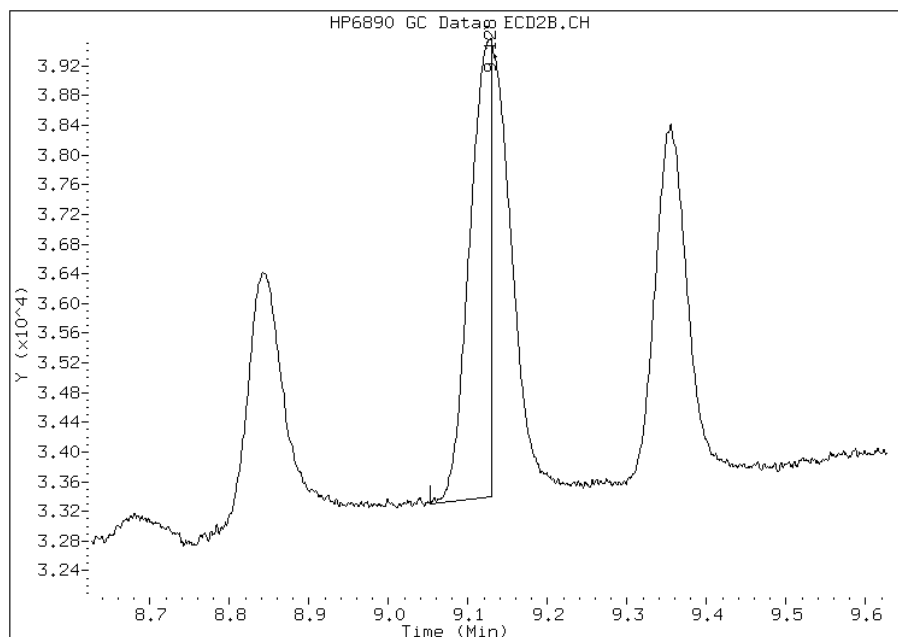
## Processing Integration Results

RT: 9.13  
Response: 6176  
Amount: 0.00  
Conc: 0.00



## Manual Integration Results

RT: 9.13  
Response: 6174  
Amount: 0.00  
Conc: 0.00



Manually Integrated By: eppinged  
Modification Date: 04-Apr-2012 11:23  
Manual Integration Reason: Peak Split

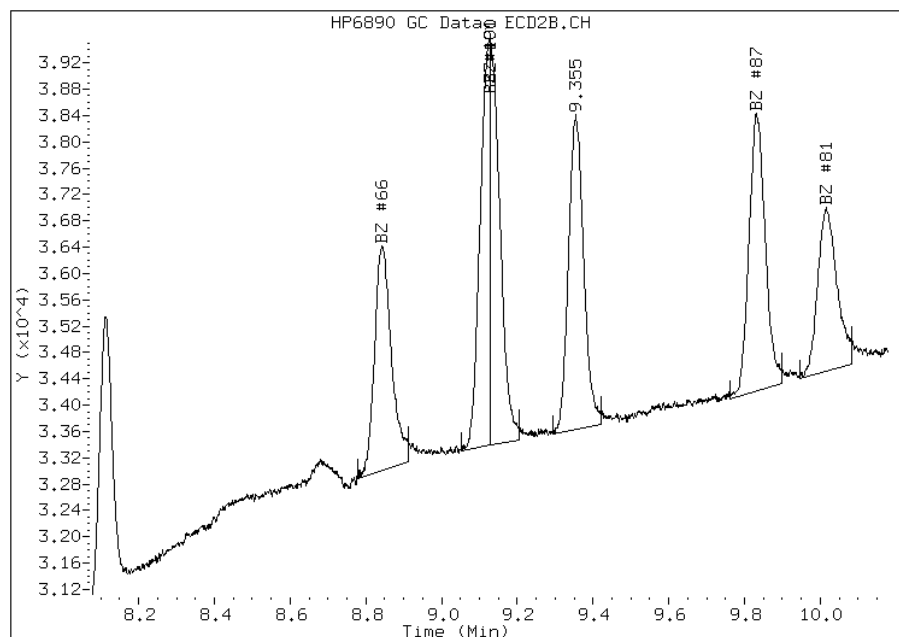
# Manual Integration Report

Data File: X0420071.D  
Inj. Date and Time: 04-APR-2012 09:29  
Instrument ID: gc12.i  
Client ID:  
Compound: 18 BZ #101  
CAS #: 37680-73-2  
Report Date: 04/05/2012

## Processing Integration Results

Not Detected

Expected RT: 9.13



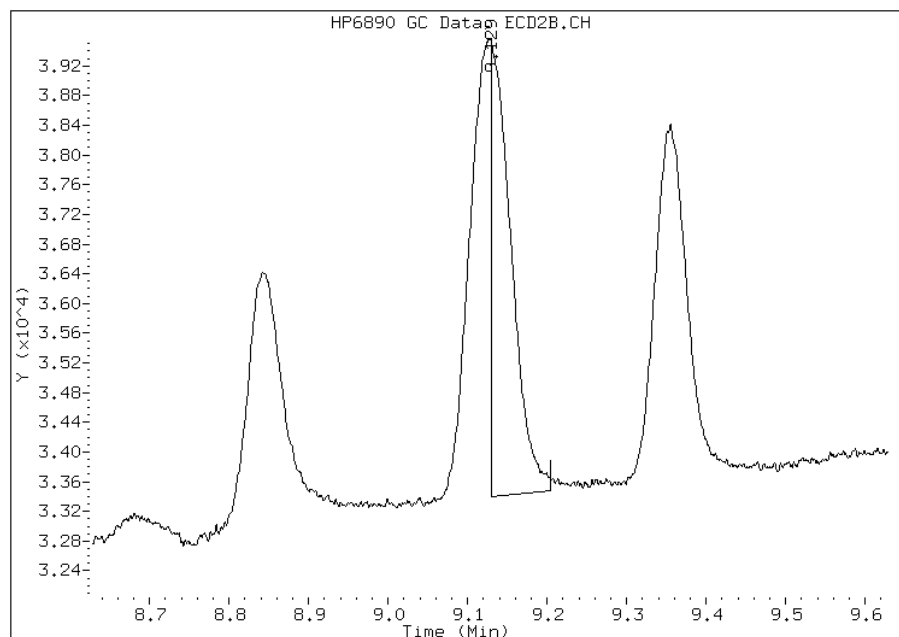
## Manual Integration Results

RT: 9.13

Response: 6142

Amount: 0.00

Conc: 0.00



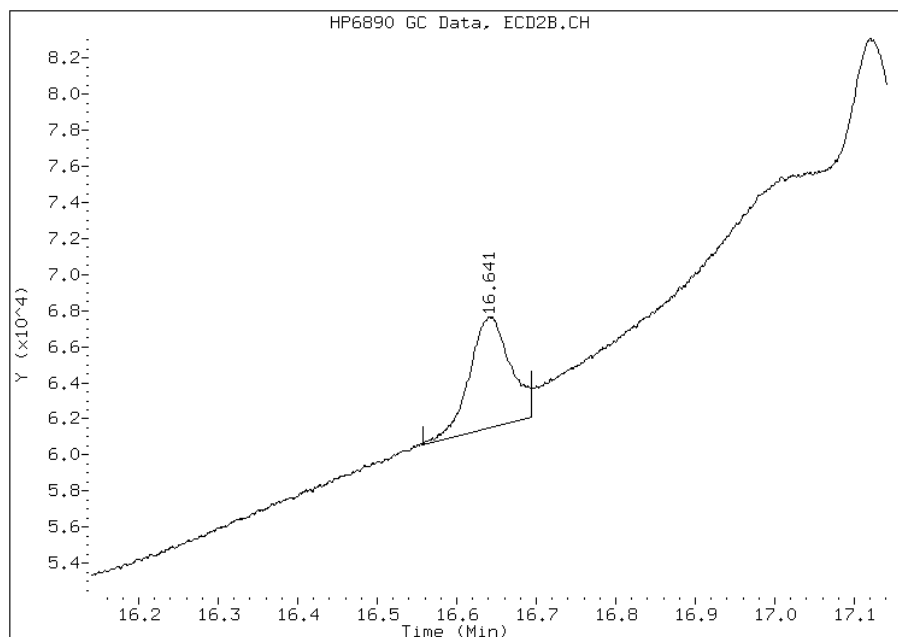
Manually Integrated By: eppinged  
Modification Date:  
Manual Integration Reason: Peak Split

# Manual Integration Report

Data File: X0420071.D  
Inj. Date and Time: 04-APR-2012 09:29  
Instrument ID: gc12.i  
Client ID:  
Compound: 116 BZ #205  
CAS #: 74472-53-0  
Report Date: 04/05/2012

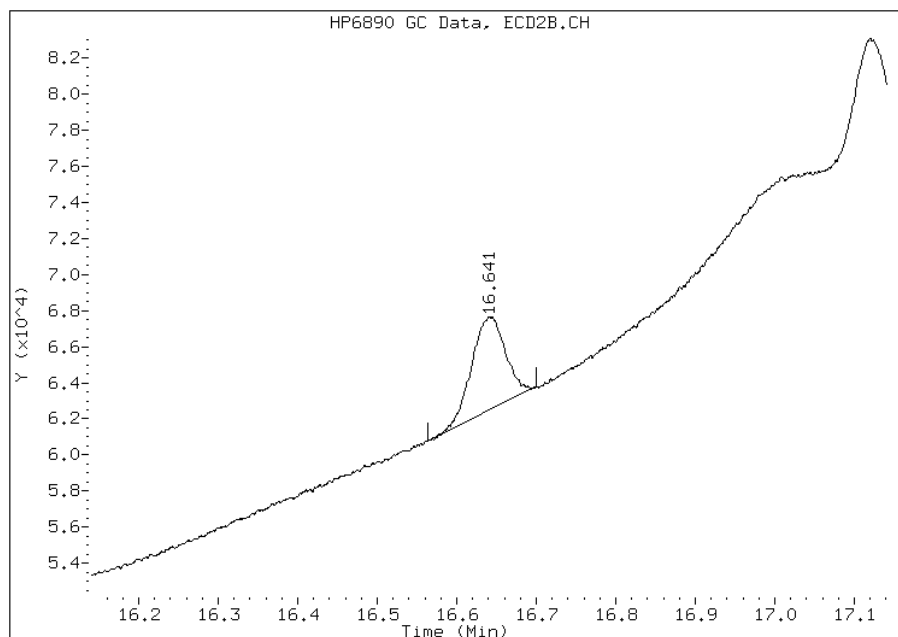
## Processing Integration Results

RT: 16.64  
Response: 6178  
Amount: 0.00  
Conc: 0.00



## Manual Integration Results

RT: 16.64  
Response: 5189  
Amount: 0.00  
Conc: 0.00



Manually Integrated By: eppinged  
Modification Date: 04-Apr-2012 11:23  
Manual Integration Reason: Baseline Event

TestAmerica Pittsburgh

Data file : \\pitsvr06\d\chem\gc12.i\04042X.b\X0420072.D  
Lab Smp Id: IC 271896  
Inj Date : 04-APR-2012 09:55  
Operator : 01797 Inst ID: gc12.i  
Smp Info : 04042X.b  
Misc Info : IC 271896  
Comment : 8082 PCB ANALYSIS  
Method : \\pitsvr06\d\chem\gc12.i\04042X.b\Tcon1b.m  
Meth Date : 04-Apr-2012 11:28 gc12.i Quant Type: ESTD  
Cal Date : 04-APR-2012 09:29 Cal File: X0420071.D  
Als bottle: 2 Calibration Sample, Level: 2  
Dil Factor: 1.00000  
Integrator: Falcon Compound Sublist: MDL1.sub  
Target Version: 4.14  
Processing Host: PITPC-509

Compounds	RT	EXP RT	DLT RT	RESPONSE	AMOUNTS	
					CAL-AMT ( ng)	ON-COL ( ng)
\$ 3 TCMX	5.695	5.695	0.000	37134	0.00165	0.0015577
4 BZ #8	6.222	6.222	0.000	3570	0.00100	0.00097194
6 BZ #18	6.664	6.663	0.001	5138	0.00100	0.00097117
9 BZ #28	7.255	7.255	0.000	7076	0.00100	0.00094173
10 BZ #52	7.705	7.704	0.001	6997	0.00100	0.00097493
11 BZ #49	7.749	7.748	0.001	8198	0.00100	0.00096478
12 BZ #44	8.115	8.113	0.002	7957	0.00100	0.00096292
16 BZ #66	8.845	8.843	0.002	6195	0.00100	0.00094113
17 BZ #90	9.129	9.123	0.006	11462	0.00100	0.00096427(M)
18 BZ #101	9.129	9.124	0.005	11462	0.00100	0.00096560(M)
22 BZ #87	9.835	9.834	0.001	7530	0.00100	0.00093698
23 BZ #81	10.020	10.017	0.003	4617	0.00100	0.00095031
26 BZ #77	10.363	10.359	0.004	2944	0.00100	0.00092567
28 BZ #123	10.531	10.527	0.004	6858	0.00100	0.00094312
30 BZ #184	10.755	10.754	0.001	14294	0.00100	0.00094447
29 BZ #118	10.640	10.641	-0.001	11581	0.00100	0.00094121
32 BZ #114	10.875	10.876	-0.001	9786	0.00100	0.00096357
33 BZ #153	10.948	10.949	-0.001	7265	0.00100	0.00095294
36 BZ #105	11.452	11.450	0.002	7520	0.00100	0.00093223
37 BZ #138	11.819	11.817	0.002	8197	0.00100	0.00095365
39 BZ #187	11.992	11.992	0.000	7160	0.00100	0.00094806
40 BZ #183	12.106	12.106	0.000	8344	0.00100	0.00095214
41 BZ #126	12.444	12.446	-0.002	4412	0.00100	0.00092883
42 BZ #167	12.602	12.602	0.000	6615	0.00100	0.00095496
44 BZ #128	12.753	12.754	-0.001	9049	0.00100	0.00095318
46 BZ #156	13.380	13.379	0.001	8477	0.00100	0.00094136
48 BZ #180	13.603	13.598	0.005	15512	0.00100	0.00096570
47 BZ #157	Compound Not Detected.					
51 BZ #170	14.669	14.667	0.002	8504	0.00100	0.00094285
52 BZ #169	14.769	14.766	0.003	5104	0.00100	0.00093924
54 BZ #189	15.662	15.659	0.003	7812	0.00100	0.00095891
55 BZ #195	15.850	15.845	0.005	8797	0.00100	0.00095071(M)
\$ 116 BZ #205	16.640	16.640	0.000	10845	0.00100	0.0010052



Compounds	RT	EXP RT	DLT RT	RESPONSE	AMOUNTS	
					CAL-AMT ( ng)	ON-COL ( ng)
=====	====	=====	=====	=====	=====	=====
57 BZ #206	17.120	17.120	0.000	11032	0.00100	0.00093733(M)
58 BZ #209	17.424	17.427	-0.003	9432	0.00100	0.00097880(M)

QC Flag Legend

M - Compound response manually integrated.

Data File: X0420072.D

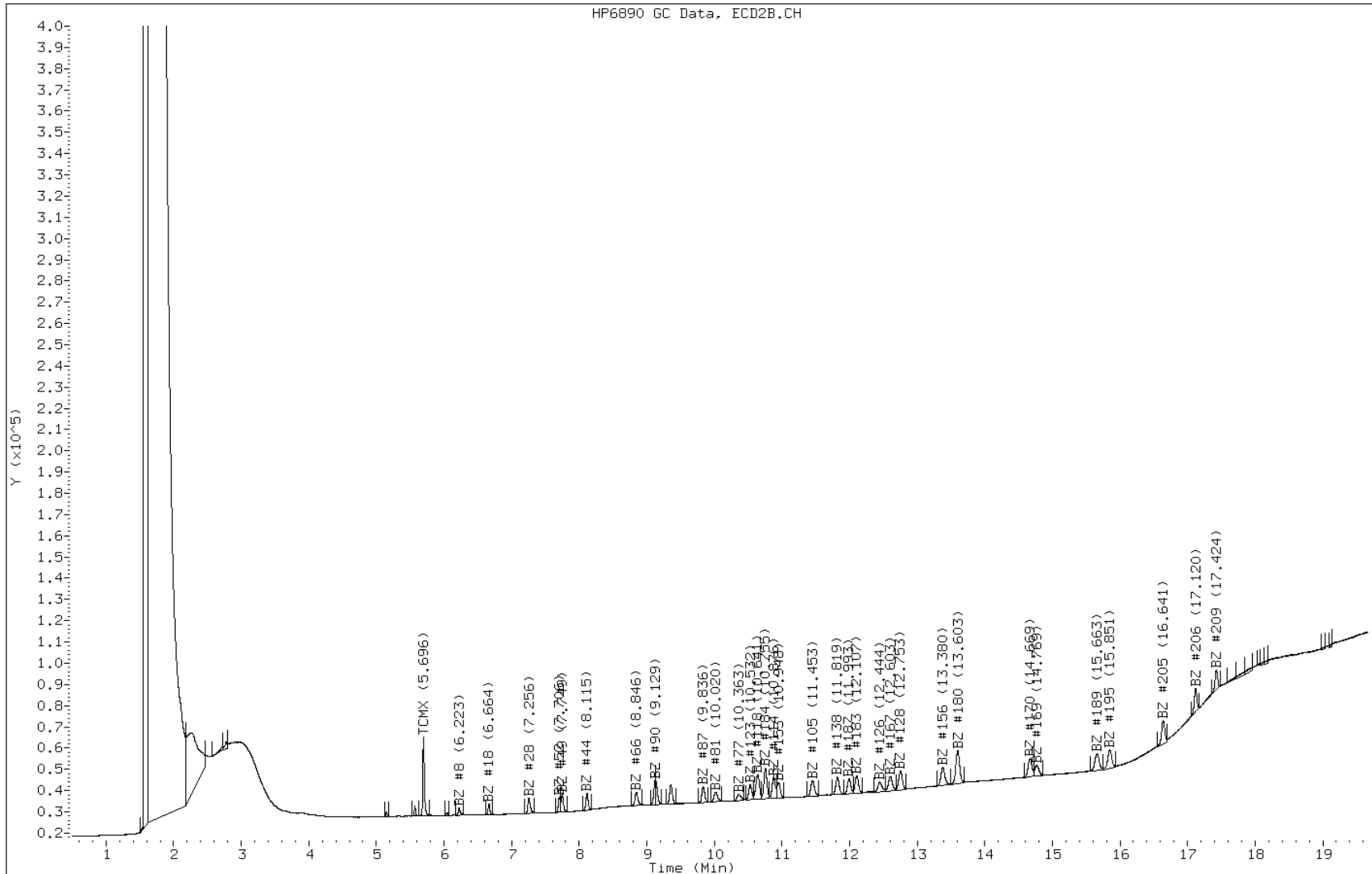
Date: 04-APR-2012 09:55

Client ID:

Instrument: gc12.i

Sample Info: 04042X.b

Operator: 01797

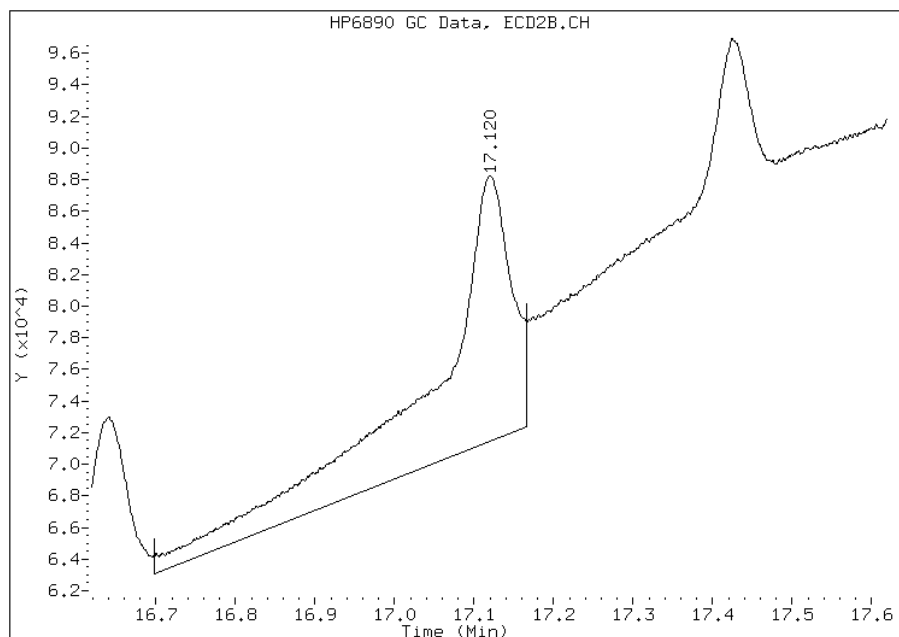


# Manual Integration Report

Data File: X0420072.D  
Inj. Date and Time: 04-APR-2012 09:55  
Instrument ID: gc12.i  
Client ID:  
Compound: 57 BZ #206  
CAS #: 40186-72-9  
Report Date: 04/05/2012

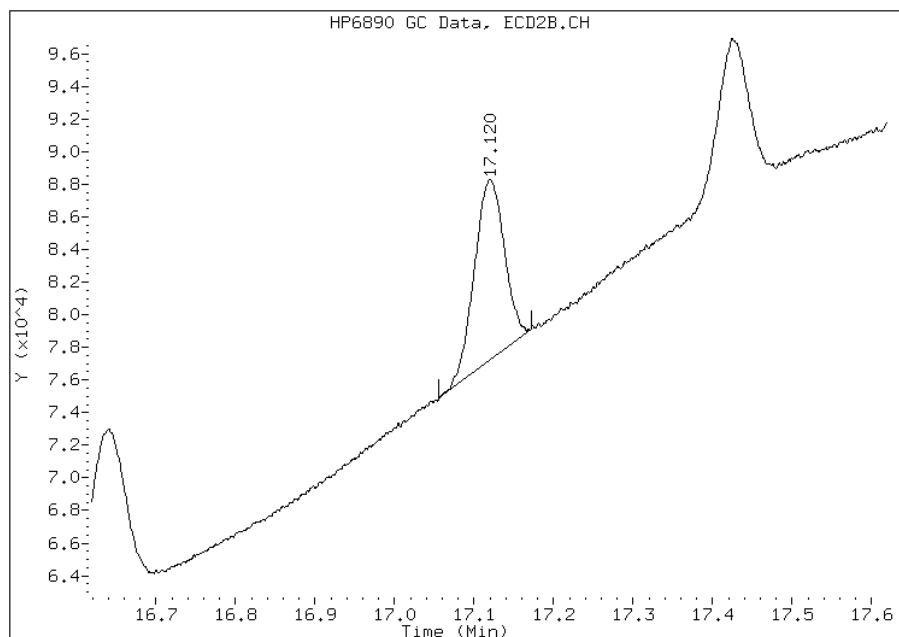
## Processing Integration Results

RT: 17.12  
Response: 16859  
Amount: 0.00  
Conc: 0.00



## Manual Integration Results

RT: 17.12  
Response: 11032  
Amount: 0.00  
Conc: 0.00



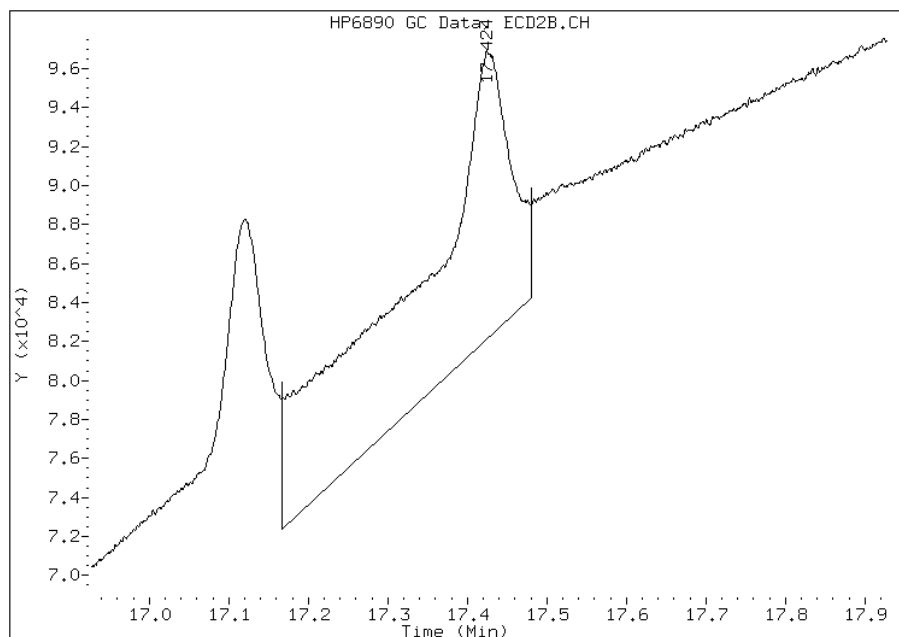
Manually Integrated By: eppinged  
Modification Date: 04-Apr-2012 11:25  
Manual Integration Reason: Baseline Event

# Manual Integration Report

Data File: X0420072.D  
Inj. Date and Time: 04-APR-2012 09:55  
Instrument ID: gc12.i  
Client ID:  
Compound: 58 BZ #209  
CAS #: 2051-24-3  
Report Date: 04/05/2012

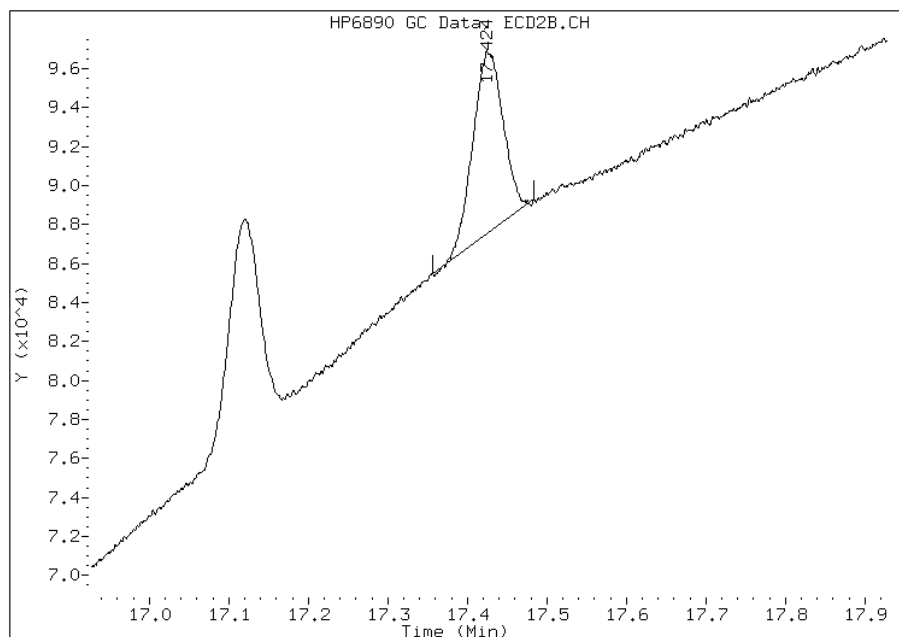
## Processing Integration Results

RT: 17.42  
Response: 14832  
Amount: 0.00  
Conc: 0.00



## Manual Integration Results

RT: 17.42  
Response: 9432  
Amount: 0.00  
Conc: 0.00



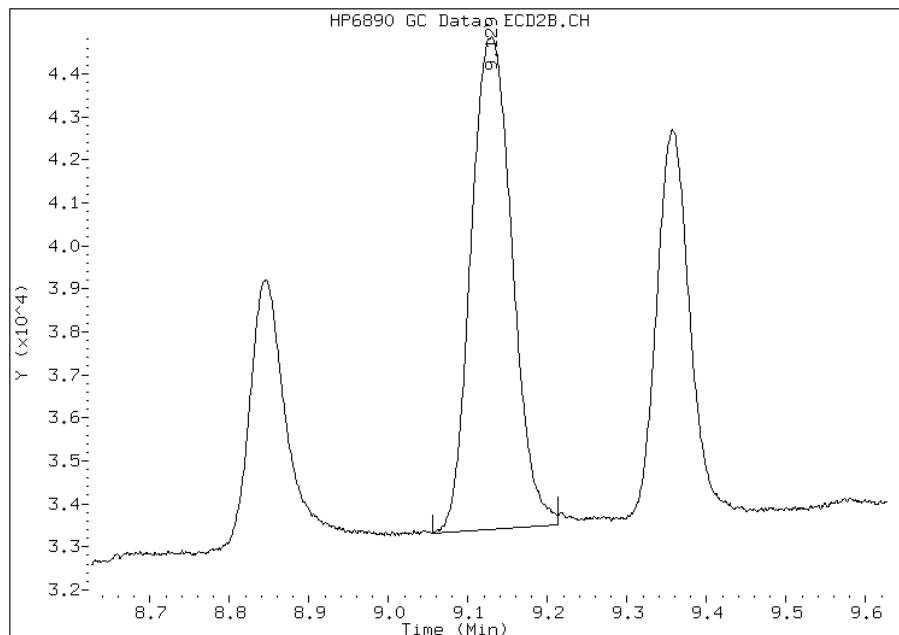
Manually Integrated By: eppinged  
Modification Date: 04-Apr-2012 11:25  
Manual Integration Reason: Baseline Event

# Manual Integration Report

Data File: X0420072.D  
Inj. Date and Time: 04-APR-2012 09:55  
Instrument ID: gc12.i  
Client ID:  
Compound: 17 BZ #90  
CAS #: 68194-07-0  
Report Date: 04/05/2012

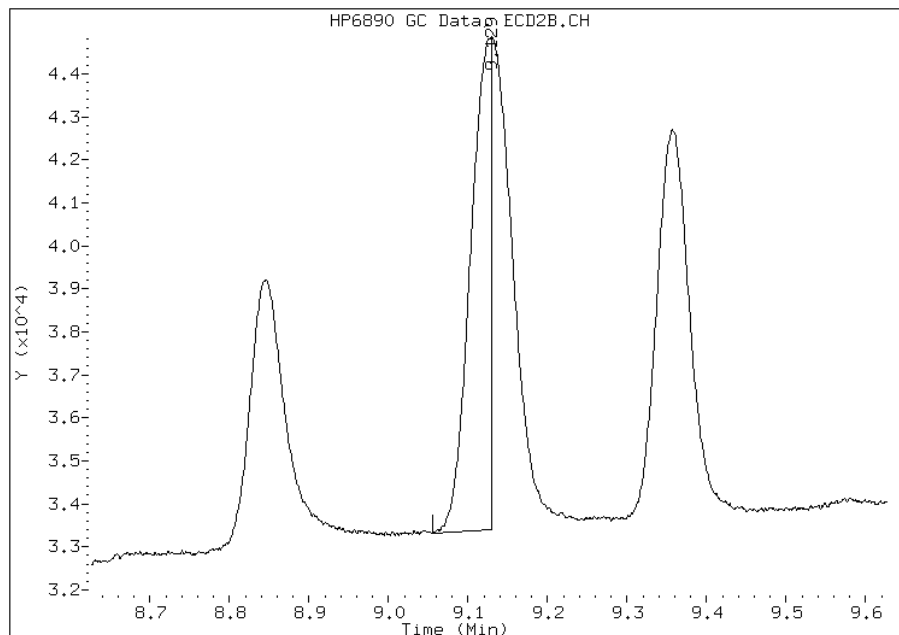
## Processing Integration Results

RT: 9.13  
Response: 11462  
Amount: 0.00  
Conc: 0.00



## Manual Integration Results

RT: 9.13  
Response: 11462  
Amount: 0.00  
Conc: 0.00



Manually Integrated By: eppinged  
Modification Date: 04-Apr-2012 11:24  
Manual Integration Reason: Peak Split

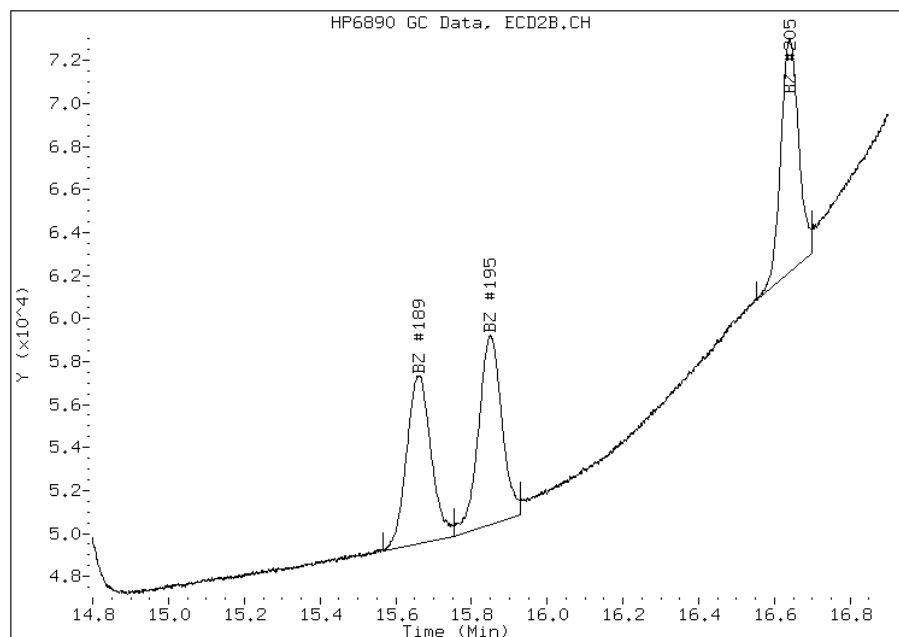
# Manual Integration Report

Data File: X0420072.D  
Inj. Date and Time: 04-APR-2012 09:55  
Instrument ID: gc12.i  
Client ID:  
Compound: 55 BZ #195  
CAS #: 52663-78-2  
Report Date: 04/05/2012

## Processing Integration Results

Not Detected

Expected RT: 15.85



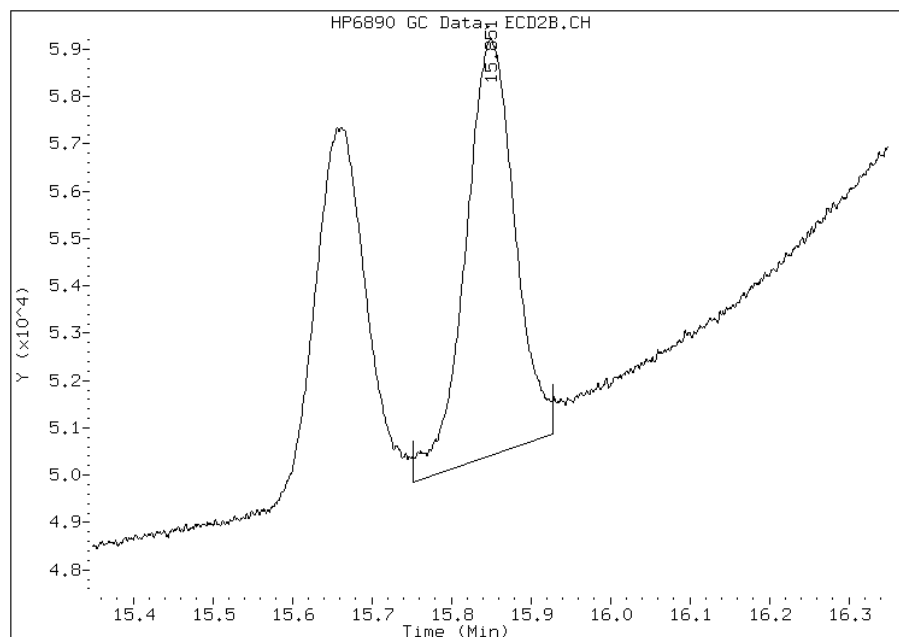
## Manual Integration Results

RT: 15.85

Response: 8797

Amount: 0.00

Conc: 0.00



Manually Integrated By: eppinged  
Modification Date:  
Manual Integration Reason: Baseline Event

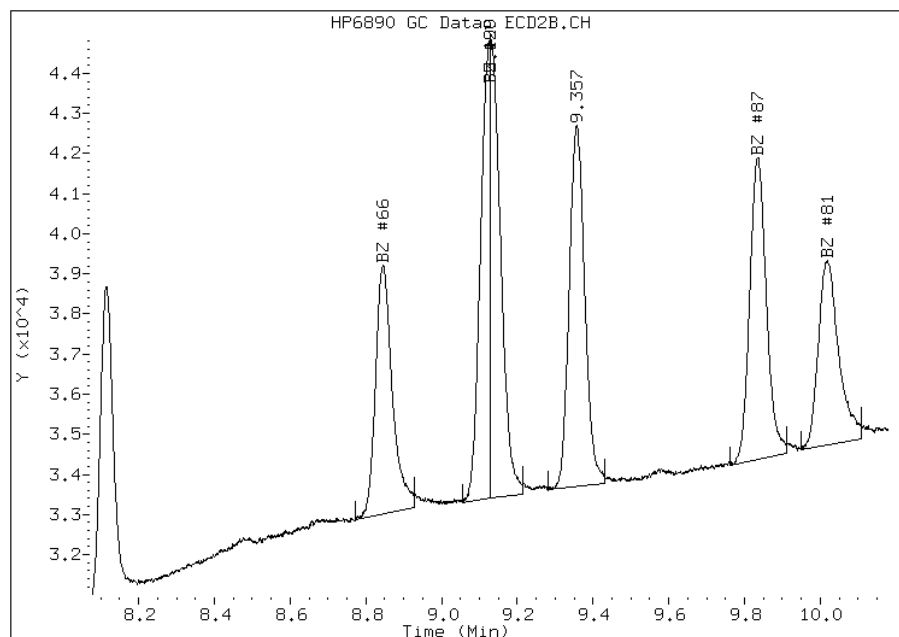
# Manual Integration Report

Data File: X0420072.D  
Inj. Date and Time: 04-APR-2012 09:55  
Instrument ID: gc12.i  
Client ID:  
Compound: 18 BZ #101  
CAS #: 37680-73-2  
Report Date: 04/05/2012

## Processing Integration Results

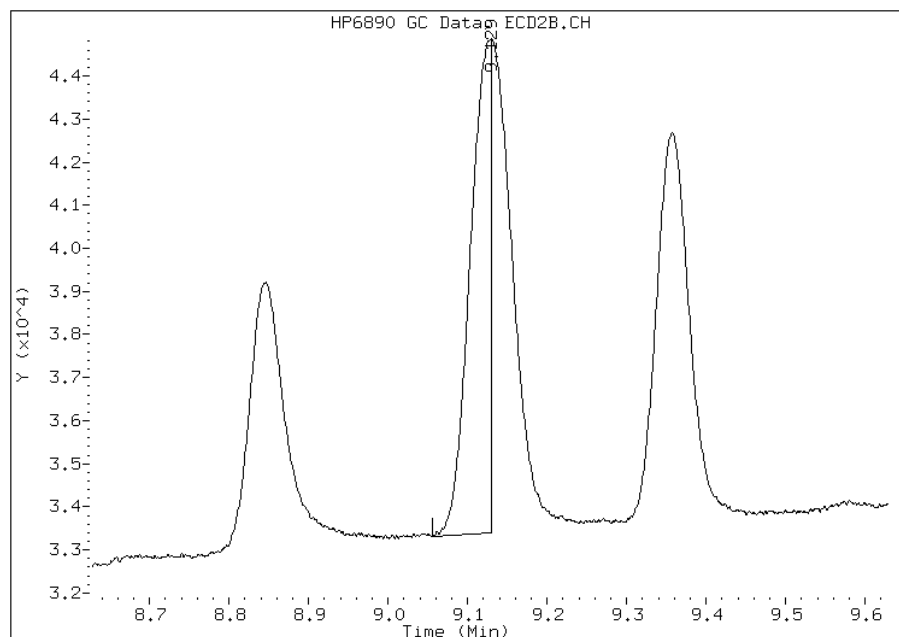
Not Detected

Expected RT: 9.13



## Manual Integration Results

RT: 9.13  
Response: 11462  
Amount: 0.00  
Conc: 0.00



Manually Integrated By: eppinged  
Modification Date:  
Manual Integration Reason: Peak Split

TestAmerica Pittsburgh

Data file : \\pitsvr06\d\chem\gc12.i\04042X.b\X0420073.D  
 Lab Smp Id: ICRT 271945  
 Inj Date : 04-APR-2012 10:20  
 Operator : 01797 Inst ID: gc12.i  
 Smp Info : 04042X.b  
 Misc Info : ICRT 271945  
 Comment : 8082 PCB ANALYSIS  
 Method : \\pitsvr06\d\chem\gc12.i\04042X.b\Tcon1b.m  
 Meth Date : 04-Apr-2012 11:28 gc12.i Quant Type: ESTD  
 Cal Date : 04-APR-2012 09:55 Cal File: X0420072.D  
 Als bottle: 3 Calibration Sample, Level: 3  
 Dil Factor: 1.00000  
 Integrator: Falcon Compound Sublist: MDL1.sub  
 Target Version: 4.14  
 Processing Host: PITPC-509

Compounds	RT	EXP RT	DLT RT	RESPONSE	AMOUNTS	
					CAL-AMT ( ng)	ON-COL ( ng)
\$ 3 TCMX	5.695	5.695	0.000	98786	0.00413	0.0041438
4 BZ #8	6.222	6.222	0.000	9210	0.00250	0.0025074
6 BZ #18	6.663	6.663	0.000	13086	0.00250	0.0024735
9 BZ #28	7.255	7.255	0.000	18593	0.00250	0.0024745
10 BZ #52	7.704	7.704	0.000	17668	0.00250	0.0024618
11 BZ #49	7.748	7.748	0.000	20998	0.00250	0.0024712
12 BZ #44	8.113	8.113	0.000	20201	0.00250	0.0024446
16 BZ #66	8.843	8.843	0.000	16461	0.00250	0.0025007
17 BZ #90	9.128	9.123	0.005	30228	0.00250	0.0025430(M)
18 BZ #101	9.128	9.124	0.004	30228	0.00250	0.0025465(M)
22 BZ #87	9.834	9.834	0.000	20039	0.00250	0.0024935
23 BZ #81	10.017	10.017	0.000	12406	0.00250	0.0025535
26 BZ #77	10.359	10.359	0.000	8129	0.00250	0.0025560
28 BZ #123	10.527	10.527	0.000	19138	0.00250	0.0026319
30 BZ #184	10.754	10.754	0.000	37885	0.00250	0.0025032
29 BZ #118	10.641	10.641	0.000	31033	0.00250	0.0025221
32 BZ #114	10.876	10.876	0.000	26422	0.00250	0.0026016
33 BZ #153	10.949	10.949	0.000	19220	0.00250	0.0025210
36 BZ #105	11.450	11.450	0.000	20632	0.00250	0.0025577
37 BZ #138	11.817	11.817	0.000	21772	0.00250	0.0025330
39 BZ #187	11.992	11.992	0.000	18999	0.00250	0.0025157
40 BZ #183	12.106	12.106	0.000	21989	0.00250	0.0025092
41 BZ #126	12.446	12.446	0.000	11795	0.00250	0.0024831
42 BZ #167	12.602	12.602	0.000	18132	0.00250	0.0026176
44 BZ #128	12.754	12.754	0.000	23703	0.00250	0.0024968
46 BZ #156	13.379	13.379	0.000	22841	0.00250	0.0025364
48 BZ #180	13.598	13.598	0.000	41065	0.00250	0.0025565
47 BZ #157	Compound Not Detected.					
51 BZ #170	14.667	14.667	0.000	22309	0.00250	0.0024734
52 BZ #169	14.766	14.766	0.000	13553	0.00250	0.0024940
54 BZ #189	15.659	15.659	0.000	20976	0.00250	0.0025748
55 BZ #195	15.851	15.845	0.006	22652	0.00250	0.0024480(M)
\$ 116 BZ #205	16.640	16.640	0.000	27371	0.00250	0.0025371(M)



Compounds	RT	EXP RT	DLT RT	RESPONSE	AMOUNTS	
					CAL-AMT ( ng)	ON-COL ( ng)
=====	====	=====	=====	=====	=====	=====
57 BZ #206	17.120	17.120	0.000	29609	0.00250	0.0025157(M)
58 BZ #209	17.426	17.427	-0.001	25020	0.00250	0.0025072(M)

QC Flag Legend

M - Compound response manually integrated.

Data File: X0420073.D

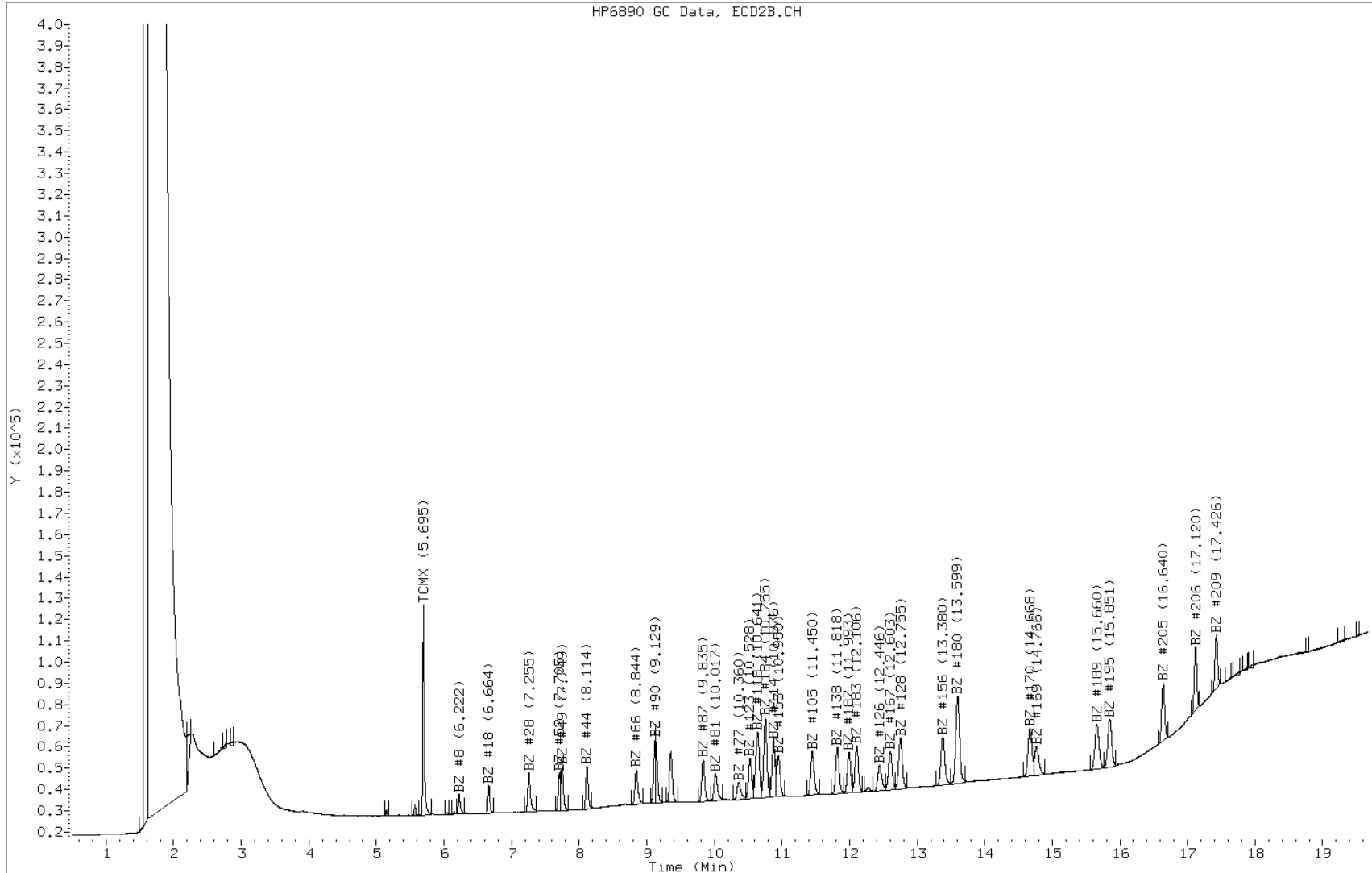
Date: 04-APR-2012 10:20

Client ID:

Instrument: gc12.i

Sample Info: 04042X.b

Operator: 01797

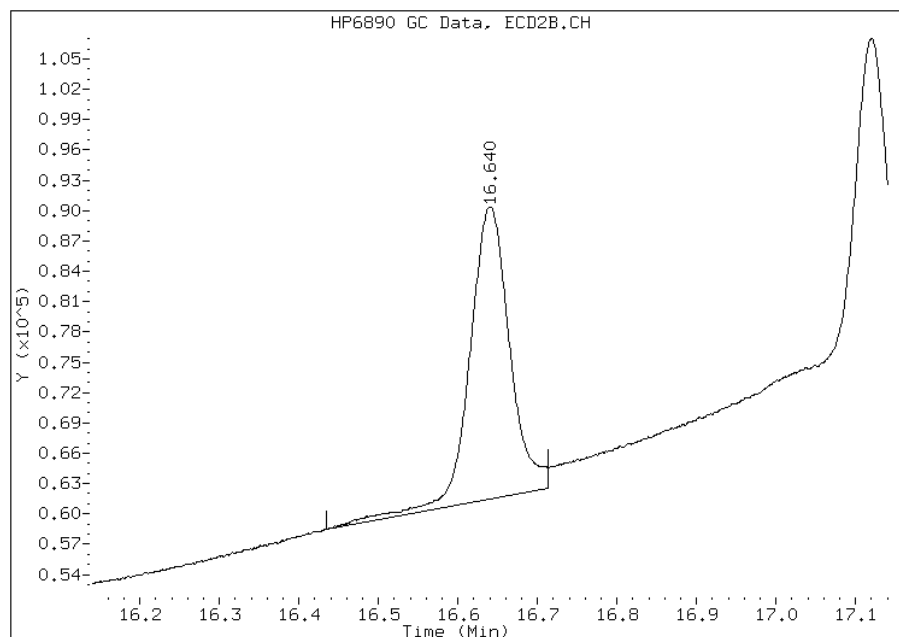


# Manual Integration Report

Data File: X0420073.D  
Inj. Date and Time: 04-APR-2012 10:20  
Instrument ID: gc12.i  
Client ID:  
Compound: 116 BZ #205  
CAS #: 74472-53-0  
Report Date: 04/05/2012

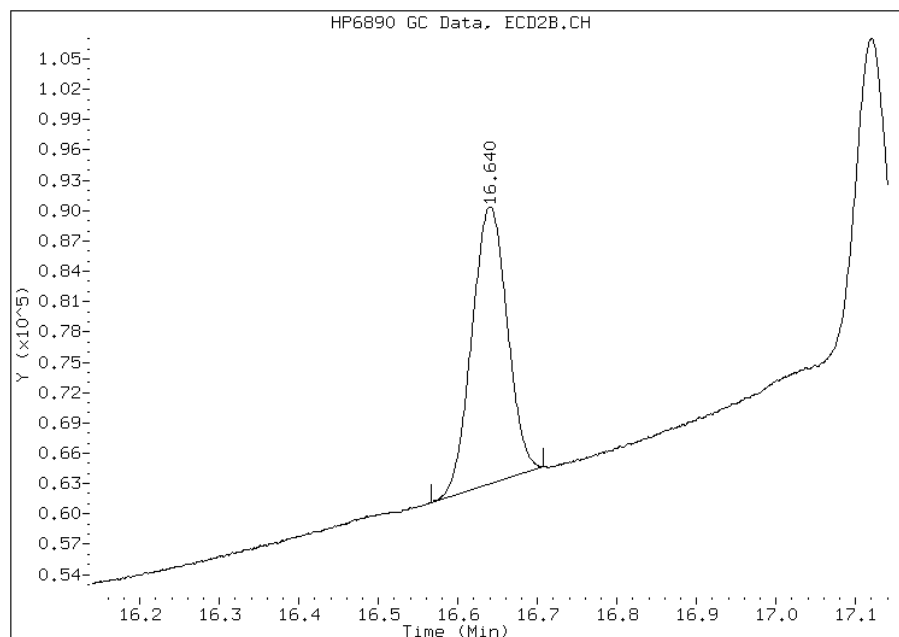
## Processing Integration Results

RT: 16.64  
Response: 28860  
Amount: 0.00  
Conc: 0.00



## Manual Integration Results

RT: 16.64  
Response: 27371  
Amount: 0.00  
Conc: 0.00



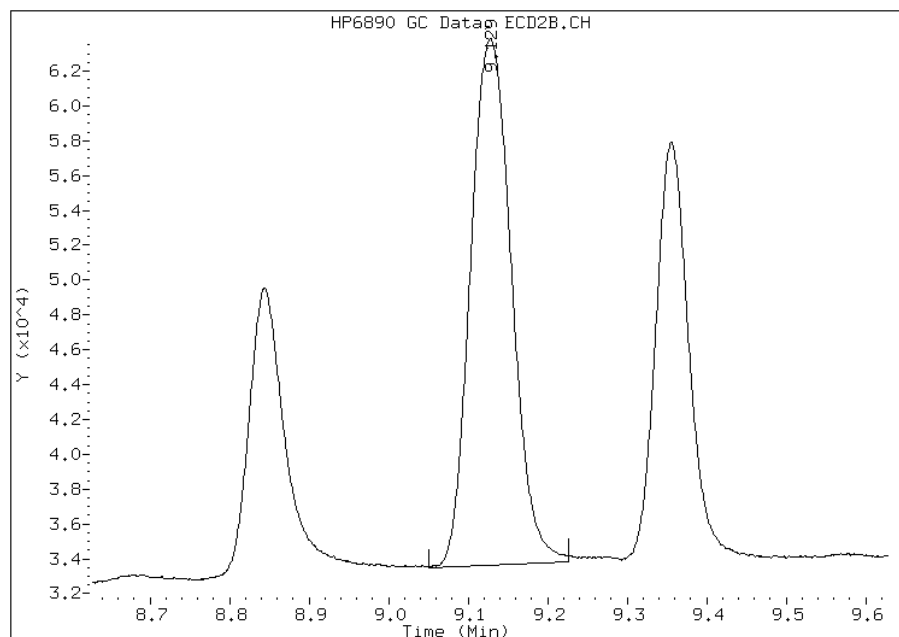
Manually Integrated By: eppinged  
Modification Date: 04-Apr-2012 11:20  
Manual Integration Reason: Baseline Event

# Manual Integration Report

Data File: X0420073.D  
Inj. Date and Time: 04-APR-2012 10:20  
Instrument ID: gc12.i  
Client ID:  
Compound: 18 BZ #101  
CAS #: 37680-73-2  
Report Date: 04/05/2012

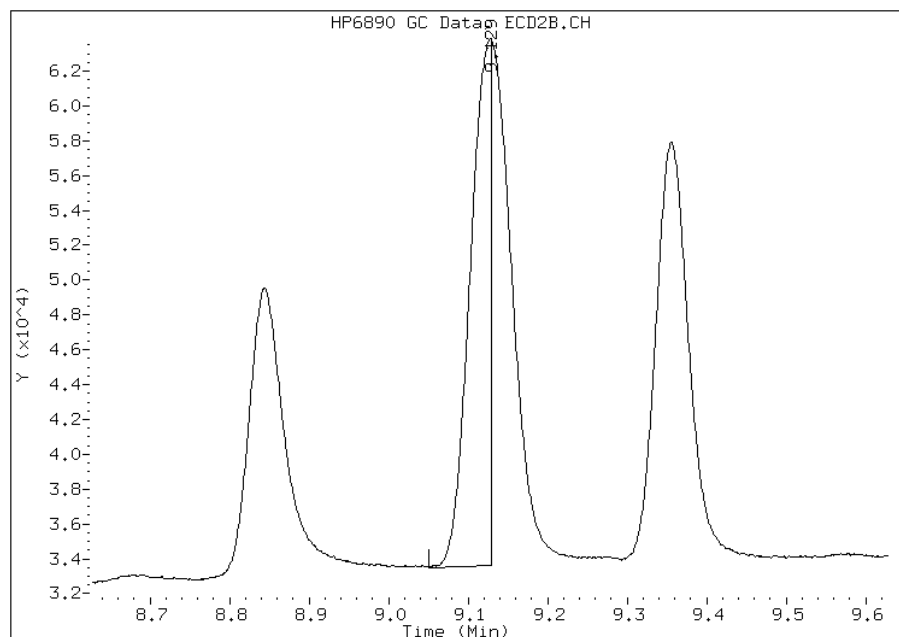
## Processing Integration Results

RT: 9.13  
Response: 30228  
Amount: 0.00  
Conc: 0.00



## Manual Integration Results

RT: 9.13  
Response: 30228  
Amount: 0.00  
Conc: 0.00



Manually Integrated By: eppinged  
Modification Date: 04-Apr-2012 11:21  
Manual Integration Reason: Peak Split

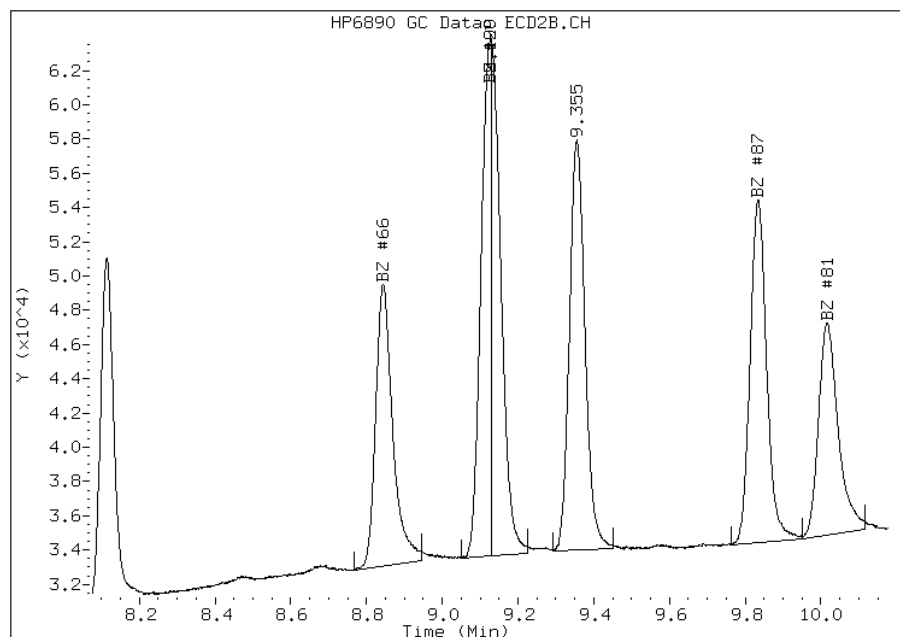
# Manual Integration Report

Data File: X0420073.D  
Inj. Date and Time: 04-APR-2012 10:20  
Instrument ID: gc12.i  
Client ID:  
Compound: 17 BZ #90  
CAS #: 68194-07-0  
Report Date: 04/05/2012

## Processing Integration Results

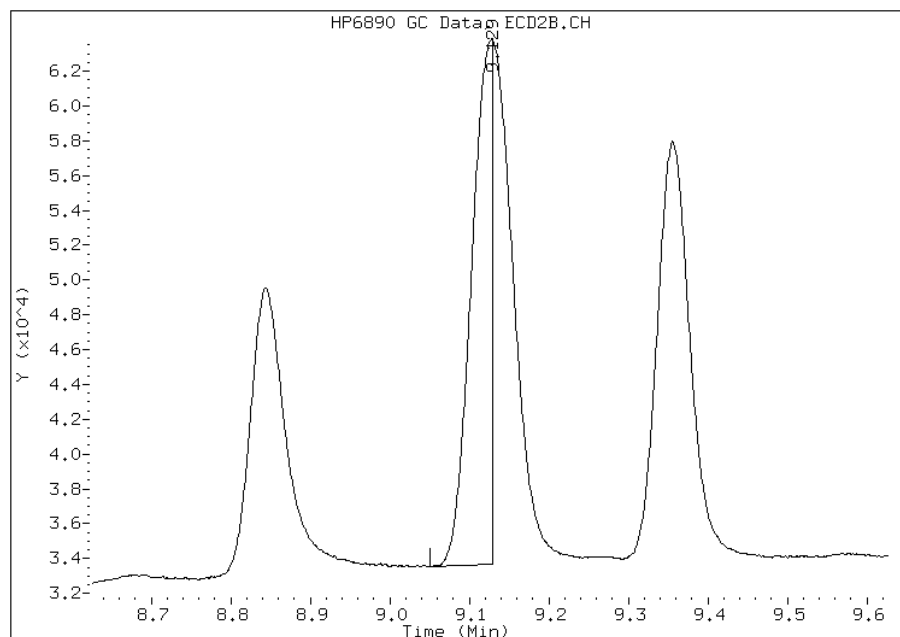
Not Detected

Expected RT: 9.13



## Manual Integration Results

RT: 9.13  
Response: 30228  
Amount: 0.00  
Conc: 0.00



Manually Integrated By: eppinged  
Modification Date:  
Manual Integration Reason: Peak Split

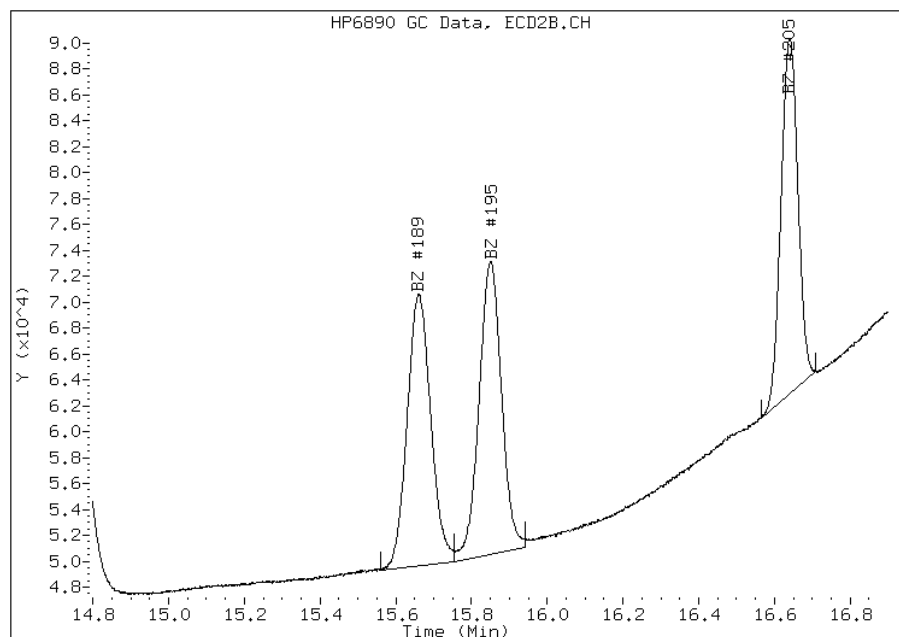
# Manual Integration Report

Data File: X0420073.D  
Inj. Date and Time: 04-APR-2012 10:20  
Instrument ID: gc12.i  
Client ID:  
Compound: 55 BZ #195  
CAS #: 52663-78-2  
Report Date: 04/05/2012

## Processing Integration Results

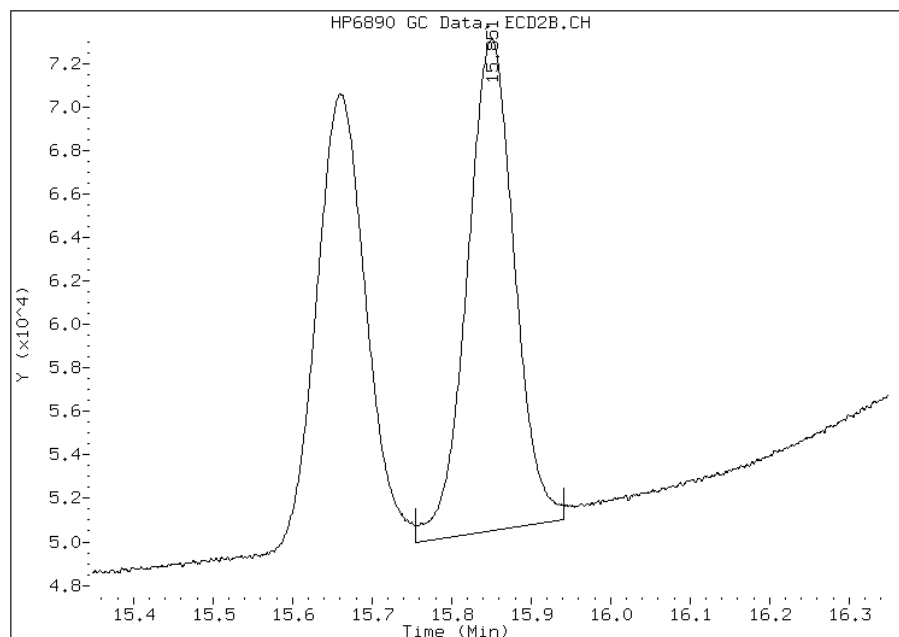
Not Detected

Expected RT: 15.85



## Manual Integration Results

RT: 15.85  
Response: 22652  
Amount: 0.00  
Conc: 0.00



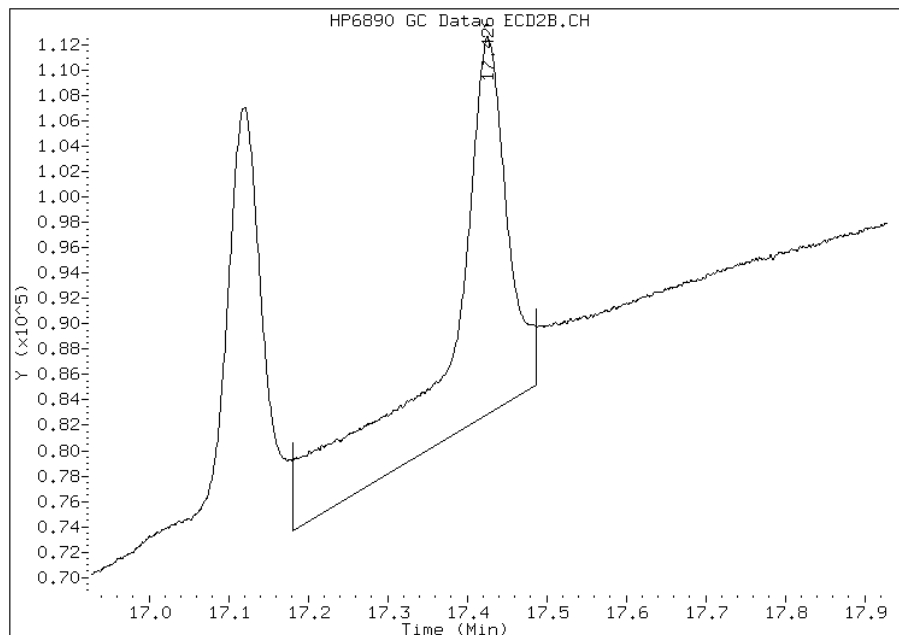
Manually Integrated By: eppinged  
Modification Date:  
Manual Integration Reason: Baseline Event

# Manual Integration Report

Data File: X0420073.D  
Inj. Date and Time: 04-APR-2012 10:20  
Instrument ID: gc12.i  
Client ID:  
Compound: 58 BZ #209  
CAS #: 2051-24-3  
Report Date: 04/05/2012

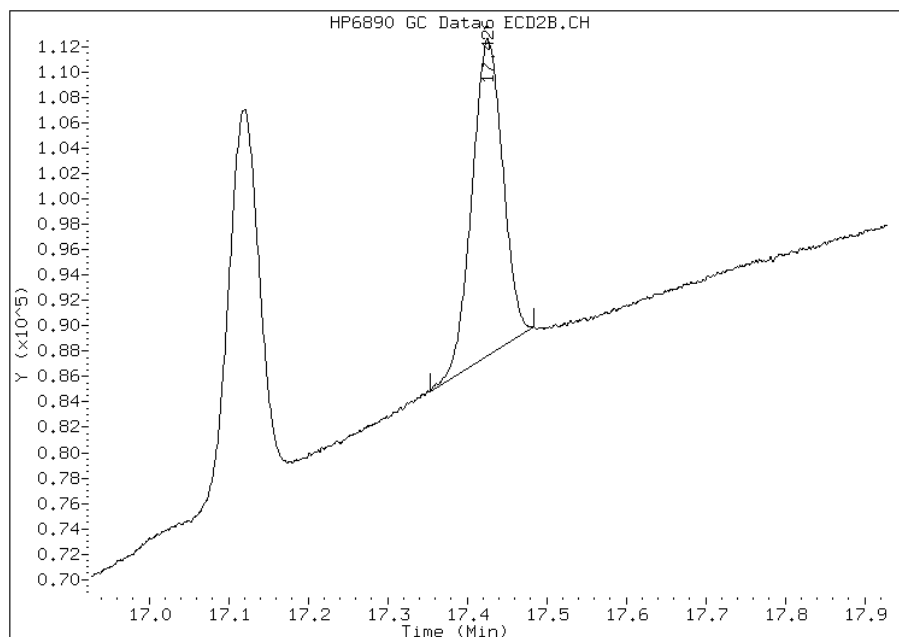
## Processing Integration Results

RT: 17.43  
Response: 29798  
Amount: 0.00  
Conc: 0.00



## Manual Integration Results

RT: 17.43  
Response: 25020  
Amount: 0.00  
Conc: 0.00



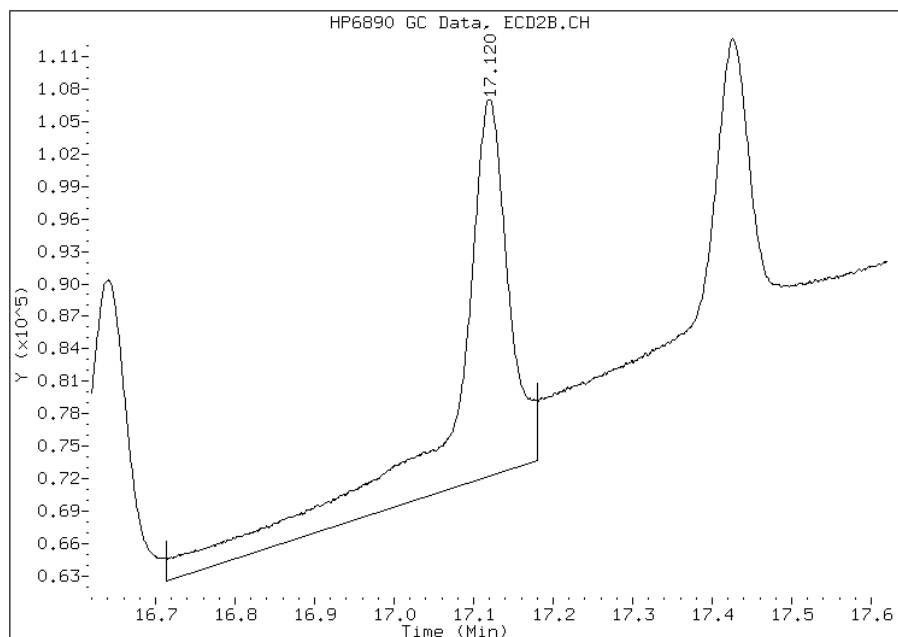
Manually Integrated By: eppinged  
Modification Date: 04-Apr-2012 11:20  
Manual Integration Reason: Baseline Event

# Manual Integration Report

Data File: X0420073.D  
Inj. Date and Time: 04-APR-2012 10:20  
Instrument ID: gc12.i  
Client ID:  
Compound: 57 BZ #206  
CAS #: 40186-72-9  
Report Date: 04/05/2012

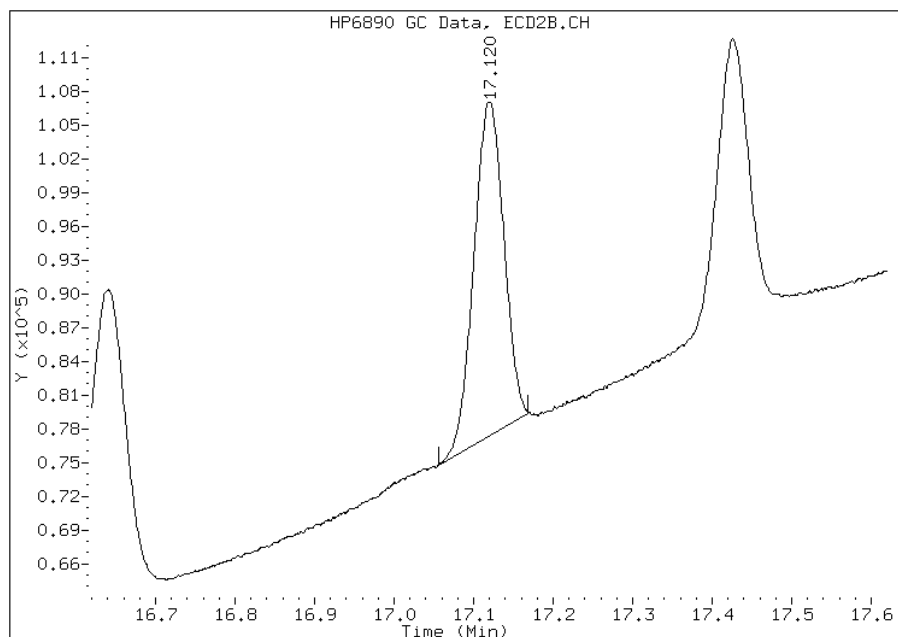
## Processing Integration Results

RT: 17.12  
Response: 34801  
Amount: 0.00  
Conc: 0.00



## Manual Integration Results

RT: 17.12  
Response: 29609  
Amount: 0.00  
Conc: 0.00



Manually Integrated By: eppinged  
Modification Date: 04-Apr-2012 11:20  
Manual Integration Reason: Baseline Event



TestAmerica Pittsburgh

Data file : \\pitsvr06\d\chem\gc12.i\04042X.b\X0420074.D  
 Lab Smp Id: IC 271948  
 Inj Date : 04-APR-2012 10:46  
 Operator : 01797 Inst ID: gc12.i  
 Smp Info : 04042X.b  
 Misc Info : IC 271948  
 Comment : 8082 PCB ANALYSIS  
 Method : \\pitsvr06\d\chem\gc12.i\04042X.b\Tcon1b.m  
 Meth Date : 04-Apr-2012 11:28 gc12.i Quant Type: ESTD  
 Cal Date : 04-APR-2012 10:20 Cal File: X0420073.D  
 Als bottle: 4 Calibration Sample, Level: 4  
 Dil Factor: 1.00000  
 Integrator: Falcon Compound Sublist: MDL1.sub  
 Target Version: 4.14  
 Processing Host: PITPC-509

Compounds	RT	EXP RT	DLT RT	RESPONSE	AMOUNTS	
					CAL-AMT ( ng)	ON-COL ( ng)
\$ 3 TCMX	5.695	5.695	0.000	202111	0.00825	0.0084781
4 BZ #8	6.220	6.222	-0.002	18191	0.00500	0.0049526
6 BZ #18	6.660	6.663	-0.003	25768	0.00500	0.0048706
9 BZ #28	7.252	7.255	-0.003	38231	0.00500	0.0050881
10 BZ #52	7.702	7.704	-0.002	35188	0.00500	0.0049029
11 BZ #49	7.745	7.748	-0.003	41779	0.00500	0.0049168
12 BZ #44	8.110	8.113	-0.003	40881	0.00500	0.0049472
16 BZ #66	8.840	8.843	-0.003	33623	0.00500	0.0051079
17 BZ #90	9.123	9.123	0.000	58228	0.00500	0.0048986(M)
18 BZ #101	9.124	9.124	0.000	58221	0.00500	0.0049047(M)
22 BZ #87	9.830	9.834	-0.004	40732	0.00500	0.0050684
23 BZ #81	10.011	10.017	-0.006	24391	0.00500	0.0050204
26 BZ #77	10.354	10.359	-0.005	16540	0.00500	0.0052006
28 BZ #123	10.524	10.527	-0.003	36646	0.00500	0.0050396
30 BZ #184	10.749	10.754	-0.005	77008	0.00500	0.0050883
29 BZ #118	10.635	10.641	-0.006	61666	0.00500	0.0050117
32 BZ #114	10.870	10.876	-0.006	51425	0.00500	0.0050635
33 BZ #153	10.944	10.949	-0.005	38311	0.00500	0.0050252
36 BZ #105	11.445	11.450	-0.005	42080	0.00500	0.0052165
37 BZ #138	11.813	11.817	-0.004	43769	0.00500	0.0050921
39 BZ #187	11.987	11.992	-0.005	37837	0.00500	0.0050100
40 BZ #183	12.102	12.106	-0.004	43811	0.00500	0.0049993
41 BZ #126	12.438	12.446	-0.008	24551	0.00500	0.0051686
42 BZ #167	12.596	12.602	-0.006	34830	0.00500	0.0050282
44 BZ #128	12.746	12.754	-0.008	48528	0.00500	0.0051117
46 BZ #156	13.370	13.379	-0.009	46605	0.00500	0.0051754
48 BZ #180	13.593	13.598	-0.005	81689	0.00500	0.0050856
47 BZ #157	Compound Not Detected.					
51 BZ #170	14.662	14.667	-0.005	45482	0.00500	0.0050426
52 BZ #169	14.763	14.766	-0.003	26898	0.00500	0.0049498
54 BZ #189	15.654	15.659	-0.005	40543	0.00500	0.0049766
55 BZ #195	15.845	15.845	0.000	45433	0.00500	0.0049100(M)
\$ 116 BZ #205	16.636	16.640	-0.004	54909	0.00500	0.0050897

Compounds	RT	EXP RT	DLT RT	RESPONSE	AMOUNTS	
					CAL-AMT ( ng)	ON-COL ( ng)
=====	====	=====	=====	=====	=====	=====
57 BZ #206	17.116	17.120	-0.004	65444	0.00500	0.0055604
58 BZ #209	17.424	17.427	-0.003	54452	0.00500	0.0049990

QC Flag Legend

M - Compound response manually integrated.

Data File: X0420074.D

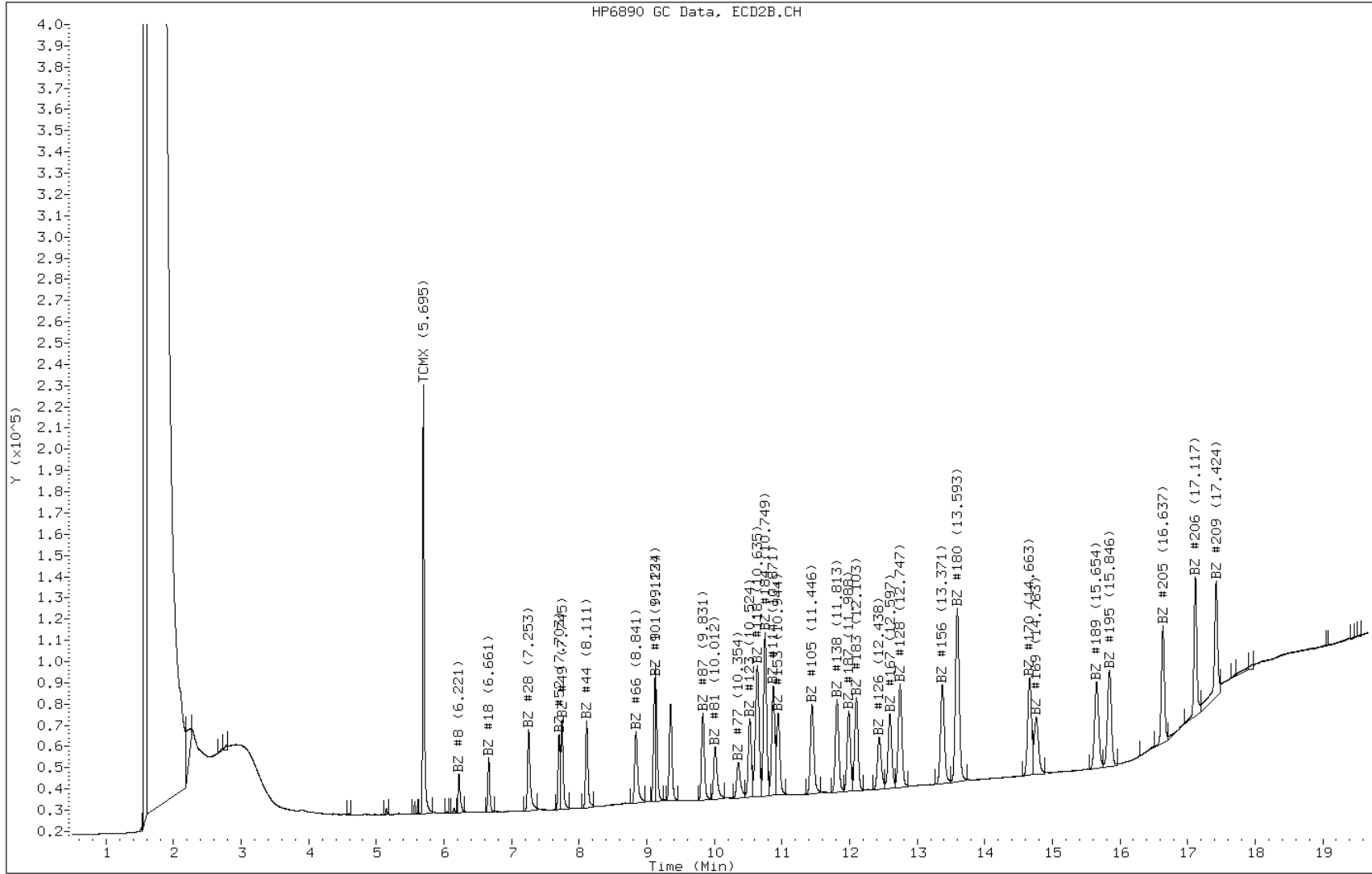
Date: 04-APR-2012 10:46

Client ID:

Instrument: gc12.i

Sample Info: 04042X.b

Operator: 01797



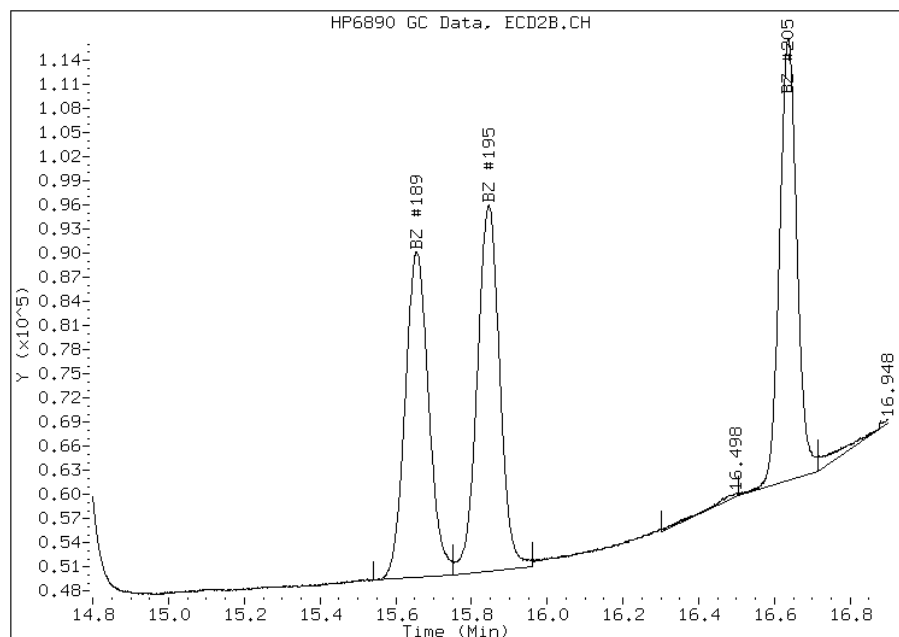
# Manual Integration Report

Data File: X0420074.D  
Inj. Date and Time: 04-APR-2012 10:46  
Instrument ID: gc12.i  
Client ID:  
Compound: 55 BZ #195  
CAS #: 52663-78-2  
Report Date: 04/05/2012

## Processing Integration Results

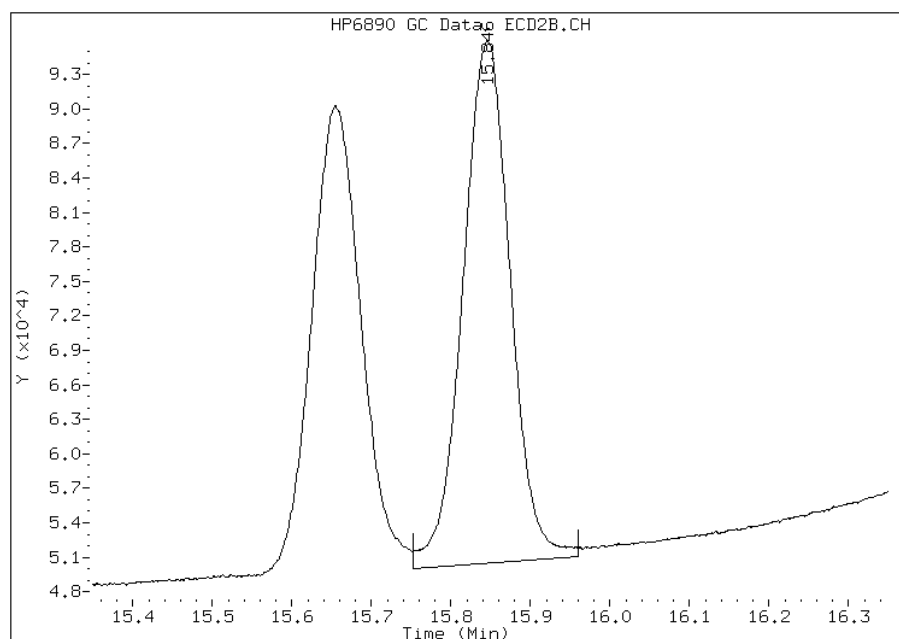
Not Detected

Expected RT: 15.85



## Manual Integration Results

RT: 15.85  
Response: 45433  
Amount: 0.00  
Conc: 0.00



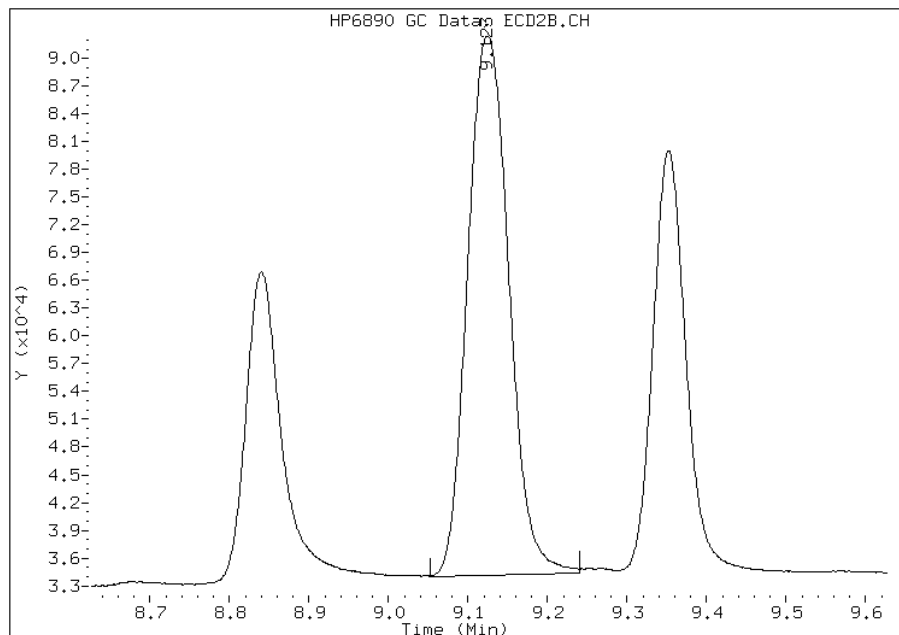
Manually Integrated By: eppinged  
Modification Date:  
Manual Integration Reason: Baseline Event

# Manual Integration Report

Data File: X0420074.D  
Inj. Date and Time: 04-APR-2012 10:46  
Instrument ID: gc12.i  
Client ID:  
Compound: 17 BZ #90  
CAS #: 68194-07-0  
Report Date: 04/05/2012

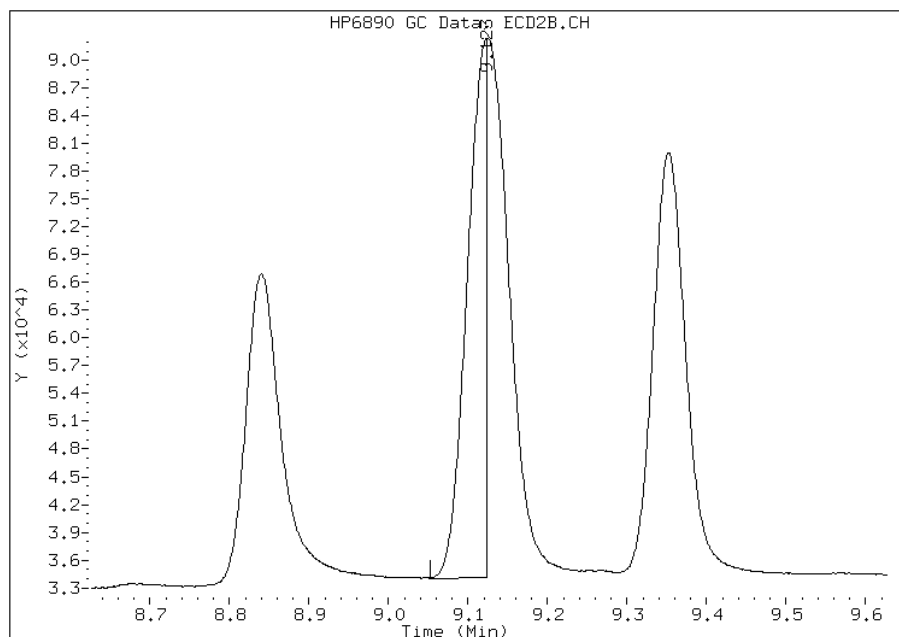
## Processing Integration Results

RT: 9.12  
Response: 58229  
Amount: 0.00  
Conc: 0.00



## Manual Integration Results

RT: 9.12  
Response: 58228  
Amount: 0.00  
Conc: 0.00



Manually Integrated By: eppinged  
Modification Date: 04-Apr-2012 11:26  
Manual Integration Reason: Peak Split

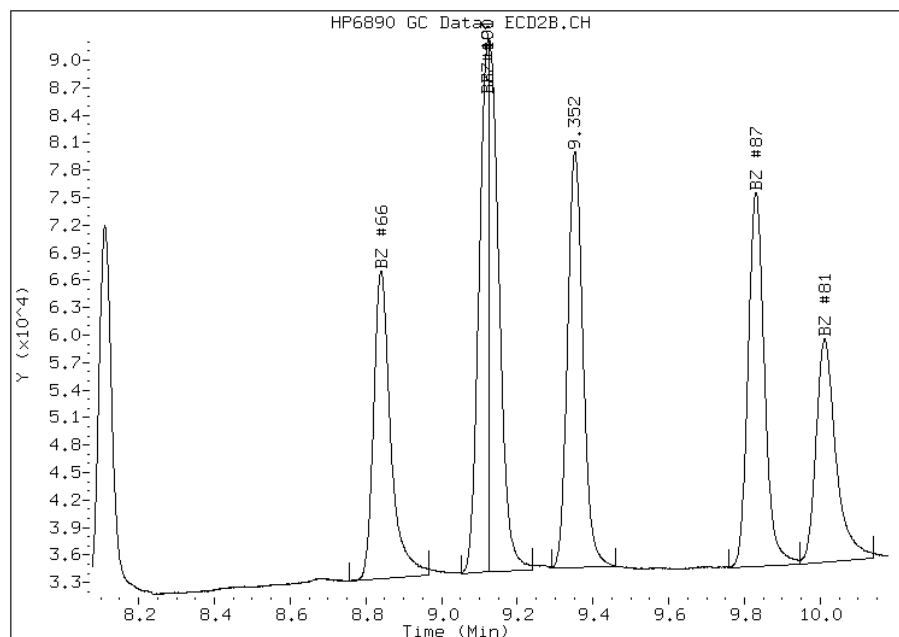
# Manual Integration Report

Data File: X0420074.D  
Inj. Date and Time: 04-APR-2012 10:46  
Instrument ID: gc12.i  
Client ID:  
Compound: 18 BZ #101  
CAS #: 37680-73-2  
Report Date: 04/05/2012

## Processing Integration Results

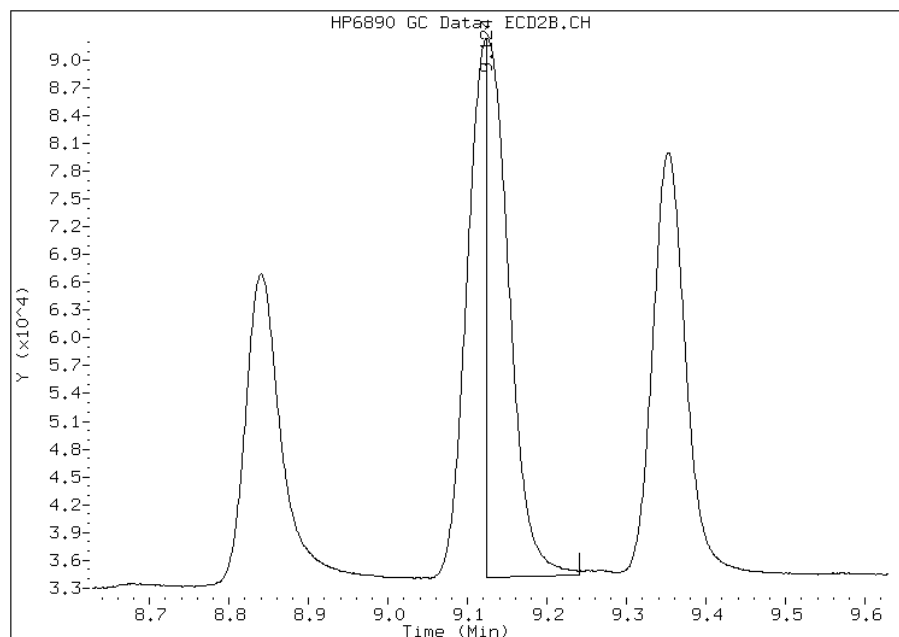
Not Detected

Expected RT: 9.13



## Manual Integration Results

RT: 9.12  
Response: 58221  
Amount: 0.00  
Conc: 0.00



Manually Integrated By: eppinged  
Modification Date:  
Manual Integration Reason: Peak Split

TestAmerica Pittsburgh

Data file : \\pitsvr06\d\chem\gc12.i\04042X.b\X0420075.D  
 Lab Smp Id: IC 271949  
 Inj Date : 04-APR-2012 11:11  
 Operator : 01797 Inst ID: gc12.i  
 Smp Info : 04042X.b  
 Misc Info : IC 271949  
 Comment : 8082 PCB ANALYSIS  
 Method : \\pitsvr06\d\chem\gc12.i\04042X.b\Tcon1b.m  
 Meth Date : 04-Apr-2012 11:34 gc12.i Quant Type: ESTD  
 Cal Date : 04-APR-2012 11:11 Cal File: X0420075.D  
 Als bottle: 5 Calibration Sample, Level: 5  
 Dil Factor: 1.00000  
 Integrator: Falcon Compound Sublist: MDL1.sub  
 Target Version: 4.14  
 Processing Host: PITPC-509

Compounds	RT	EXP RT	DLT RT	RESPONSE	AMOUNTS	
					CAL-AMT ( ng)	ON-COL ( ng)
\$ 3 TCMX	5.694	5.695	-0.001	409369	0.01650	0.017033
4 BZ #8	6.220	6.222	-0.002	35885	0.01000	0.0098150
6 BZ #18	6.662	6.664	-0.002	49710	0.01000	0.0095110
9 BZ #28	7.253	7.255	-0.002	75628	0.01000	0.010052
10 BZ #52	7.703	7.705	-0.002	67917	0.01000	0.0095659
11 BZ #49	7.746	7.749	-0.003	80480	0.01000	0.0095725
12 BZ #44	8.113	8.114	-0.001	78358	0.01000	0.0095817
16 BZ #66	8.842	8.844	-0.002	67204	0.01000	0.010167
17 BZ #90	9.126	9.126	0.000	111962	0.01000	0.0095298(M)
18 BZ #101	9.128	9.128	0.000	112050	0.01000	0.0095465(M)
22 BZ #87	9.833	9.835	-0.002	79486	0.01000	0.0099123
23 BZ #81	10.013	10.017	-0.004	47679	0.01000	0.0098504
26 BZ #77	10.355	10.360	-0.005	33536	0.01000	0.010431
28 BZ #123	10.526	10.528	-0.002	70566	0.01000	0.0097620
30 BZ #184	10.752	10.755	-0.003	150985	0.01000	0.0099810
29 BZ #118	10.638	10.641	-0.003	119803	0.01000	0.0097882
32 BZ #114	10.873	10.876	-0.003	101104	0.01000	0.0099641
33 BZ #153	10.946	10.950	-0.004	74428	0.01000	0.0098092
36 BZ #105	11.447	11.450	-0.003	86614	0.01000	0.010581
37 BZ #138	11.818	11.818	0.000	85720	0.01000	0.0099782
39 BZ #187	11.989	11.993	-0.004	73119	0.01000	0.0097438
40 BZ #183	12.103	12.106	-0.003	87302	0.01000	0.0099696
41 BZ #126	12.439	12.446	-0.007	48623	0.01000	0.010188
42 BZ #167	12.599	12.603	-0.004	66036	0.01000	0.0096230
44 BZ #128	12.748	12.755	-0.007	96366	0.01000	0.010120
46 BZ #156	13.375	13.380	-0.005	94712	0.01000	0.010410
48 BZ #180	13.595	13.599	-0.004	159220	0.01000	0.0099297
47 BZ #157	Compound Not Detected.					
51 BZ #170	14.664	14.668	-0.004	92217	0.01000	0.010178
52 BZ #169	14.764	14.766	-0.002	54607	0.01000	0.010039
54 BZ #189	15.657	15.660	-0.003	79384	0.01000	0.0097944
55 BZ #195	15.845	15.846	-0.001	90427	0.01000	0.0098173
\$ 116 BZ #205	16.636	16.640	-0.004	104920	0.01000	0.0097791

Compounds	RT	EXP RT	DLT RT	RESPONSE	AMOUNTS	
					CAL-AMT ( ng)	ON-COL ( ng)
=====	====	=====	=====	=====	=====	=====
57 BZ #206	17.115	17.120	-0.005	128815	0.01000	0.010742
58 BZ #209	17.423	17.428	-0.005	105526	0.01000	0.010380

QC Flag Legend

M - Compound response manually integrated.



Data File: X0420075.D

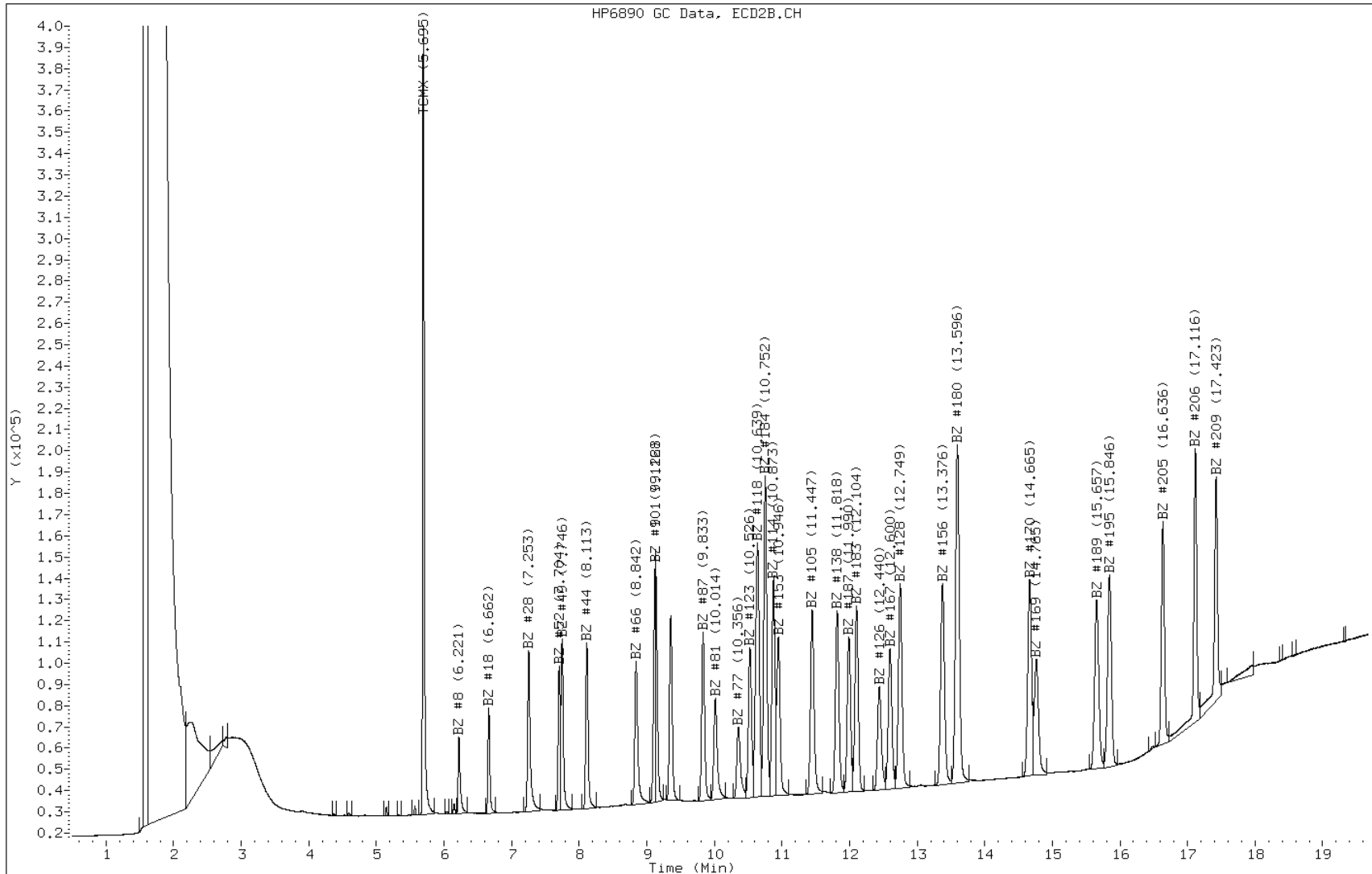
Date: 04-APR-2012 11:11

Client ID:

Instrument: gc12.i

Sample Info: 04042X.b

Operator: 01797

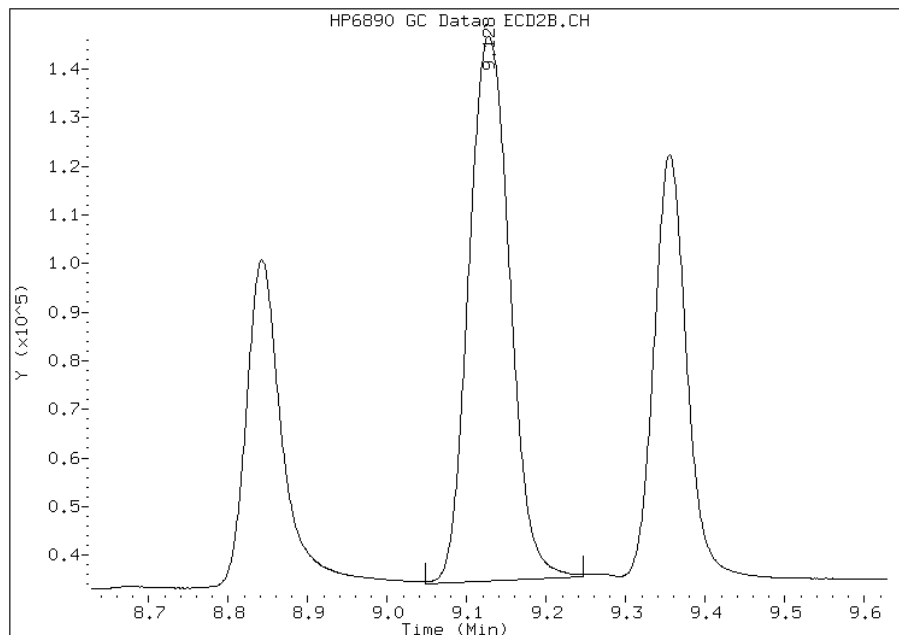


# Manual Integration Report

Data File: X0420075.D  
Inj. Date and Time: 04-APR-2012 11:11  
Instrument ID: gc12.i  
Client ID:  
Compound: 18 BZ #101  
CAS #: 37680-73-2  
Report Date: 04/05/2012

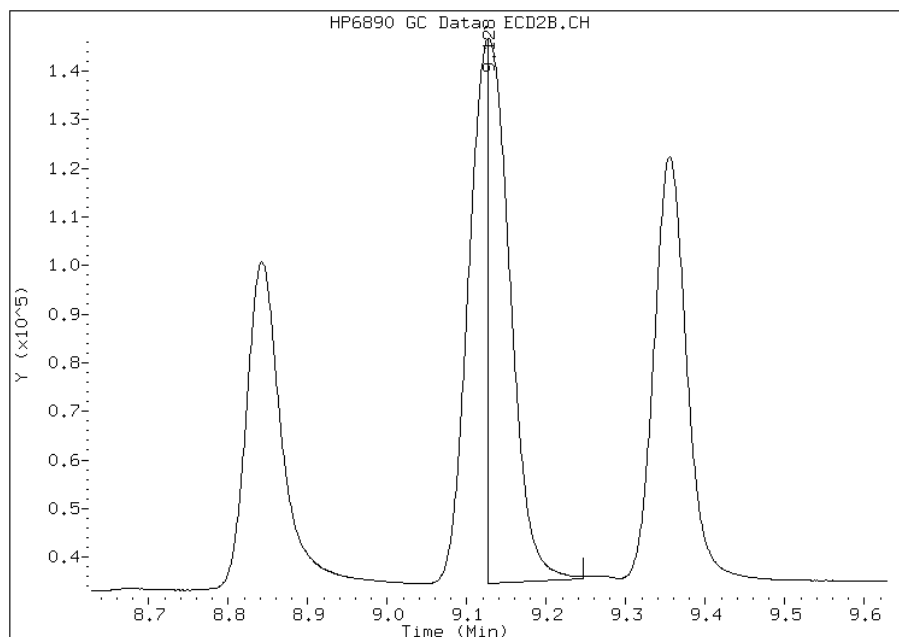
## Processing Integration Results

RT: 9.13  
Response: 112052  
Amount: 0.01  
Conc: 0.01



## Manual Integration Results

RT: 9.13  
Response: 112050  
Amount: 0.01  
Conc: 0.01



Manually Integrated By: eppinged  
Modification Date: 04-Apr-2012 11:33  
Manual Integration Reason: Peak Split

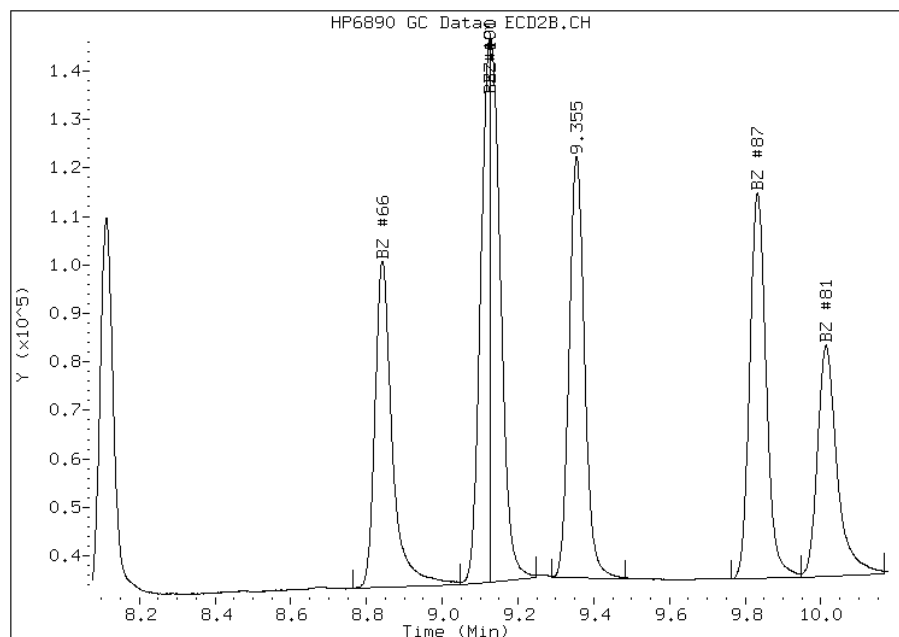
# Manual Integration Report

Data File: X0420075.D  
Inj. Date and Time: 04-APR-2012 11:11  
Instrument ID: gc12.i  
Client ID:  
Compound: 17 BZ #90  
CAS #: 68194-07-0  
Report Date: 04/05/2012

## Processing Integration Results

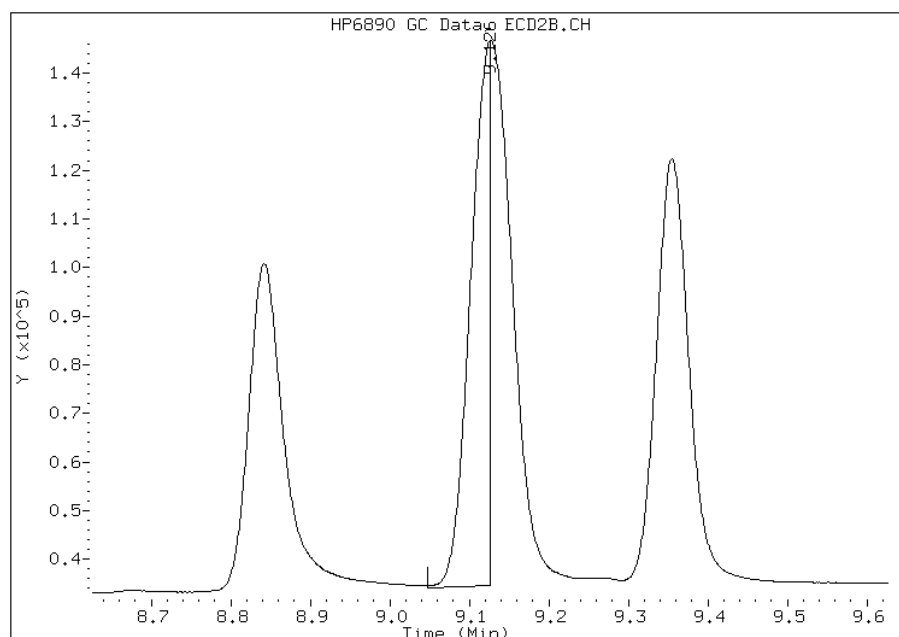
Not Detected

Expected RT: 9.13



## Manual Integration Results

RT: 9.13  
Response: 111962  
Amount: 0.01  
Conc: 0.01



Manually Integrated By: eppinged  
Modification Date:  
Manual Integration Reason: Peak Split

TestAmerica Pittsburgh

Data file : \\pitsvr06\d\chem\gc12.i\04042X.b\X0420076.D  
Lab Smp Id: IC 271950  
Inj Date : 04-APR-2012 11:37  
Operator : 01797 Inst ID: gc12.i  
Smp Info : 04042X.b  
Misc Info : IC 271950  
Comment : 8082 PCB ANALYSIS  
Method : \\pitsvr06\d\chem\gc12.i\04042X.b\Tcon1b.m  
Meth Date : 04-Apr-2012 12:08 gc12.i Quant Type: ESTD  
Cal Date : 04-APR-2012 11:37 Cal File: X0420076.D  
Als bottle: 6 Calibration Sample, Level: 6  
Dil Factor: 1.00000  
Integrator: Falcon Compound Sublist: MDL1.sub  
Target Version: 4.14  
Processing Host: PITPC-509

Compounds	AMOUNTS					
	RT	EXP RT	DLT RT	RESPONSE	CAL-AMT ( ng)	ON-COL ( ng)
\$ 3 TCMX	5.694	5.695	-0.001	818557	0.03300	0.033878
4 BZ #8	6.220	6.222	-0.002	68976	0.02000	0.019046
6 BZ #18	6.661	6.664	-0.003	93737	0.02000	0.018249
9 BZ #28	7.251	7.255	-0.004	150164	0.02000	0.019966
10 BZ #52	7.703	7.705	-0.002	128262	0.02000	0.018361
11 BZ #49	7.745	7.749	-0.004	152902	0.02000	0.018466
12 BZ #44	8.111	8.114	-0.003	151495	0.02000	0.018756
16 BZ #66	8.839	8.844	-0.005	131235	0.02000	0.019878
17 BZ #90	9.126	9.126	0.000	217207	0.02000	0.018724(M)
18 BZ #101	9.126	9.126	0.000	216839	0.02000	0.018712(M)
22 BZ #87	9.831	9.835	-0.004	153902	0.02000	0.019322
23 BZ #81	10.011	10.017	-0.006	94545	0.02000	0.019609
26 BZ #77	10.350	10.360	-0.010	65603	0.02000	0.020336
28 BZ #123	10.523	10.528	-0.005	138778	0.02000	0.019328
30 BZ #184	10.751	10.755	-0.004	292973	0.02000	0.019470
29 BZ #118	10.636	10.641	-0.005	224164	0.02000	0.018576
32 BZ #114	10.871	10.876	-0.005	202775	0.02000	0.019987
33 BZ #153	10.946	10.950	-0.004	141654	0.02000	0.018878
36 BZ #105	11.445	11.450	-0.005	169297	0.02000	0.020565
37 BZ #138	11.816	11.818	-0.002	164799	0.02000	0.019315
39 BZ #187	11.989	11.993	-0.004	139770	0.02000	0.018841
40 BZ #183	12.105	12.106	-0.001	165530	0.02000	0.019077
41 BZ #126	12.437	12.446	-0.009	95419	0.02000	0.019994
42 BZ #167	12.597	12.603	-0.006	128284	0.02000	0.018900
44 BZ #128	12.748	12.755	-0.007	183684	0.02000	0.019405
46 BZ #156	13.375	13.380	-0.005	185198	0.02000	0.020295
48 BZ #180	13.596	13.599	-0.003	315610	0.02000	0.019735
47 BZ #157	Compound Not Detected.					
51 BZ #170	14.666	14.668	-0.002	173357	0.02000	0.019273
52 BZ #169	14.762	14.766	-0.004	103810	0.02000	0.019231
54 BZ #189	15.659	15.660	-0.001	154111	0.02000	0.019172
55 BZ #195	15.849	15.849	0.000	171207	0.02000	0.018809(M)
\$ 116 BZ #205	16.638	16.640	-0.002	205734	0.02000	0.019308

Compounds	RT	EXP RT	DLT RT	RESPONSE	AMOUNTS	
					CAL-AMT ( ng)	ON-COL ( ng)
=====	====	=====	=====	=====	=====	=====
57 BZ #206	17.120	17.120	0.000	248788	0.02000	0.020618
58 BZ #209	17.426	17.428	-0.002	198883	0.02000	0.019635

QC Flag Legend

M - Compound response manually integrated.

Data File: X0420076.D

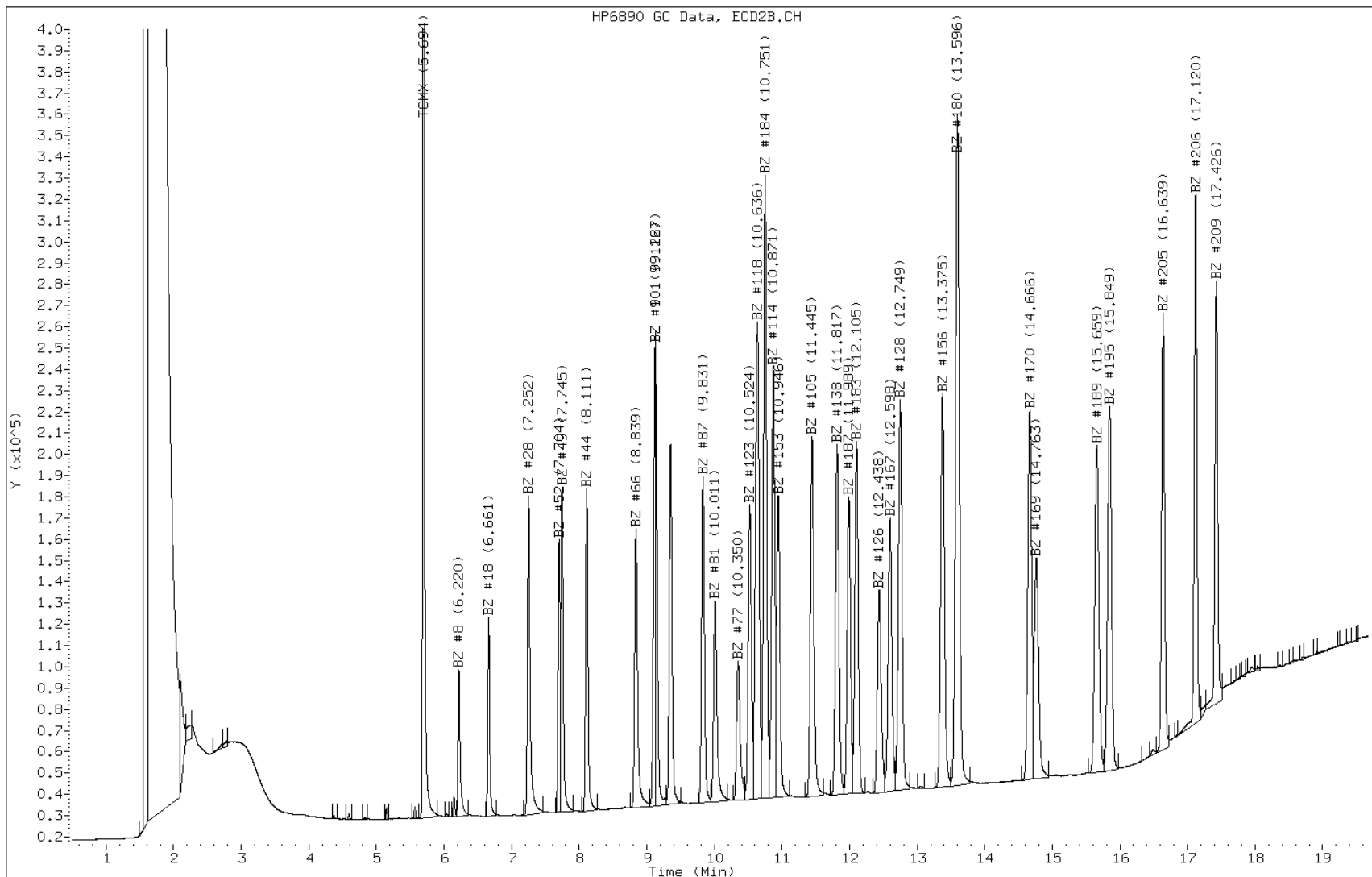
Date: 04-APR-2012 11:37

Client ID:

Instrument: gc12.i

Sample Info: 04042X.b

Operator: 01797



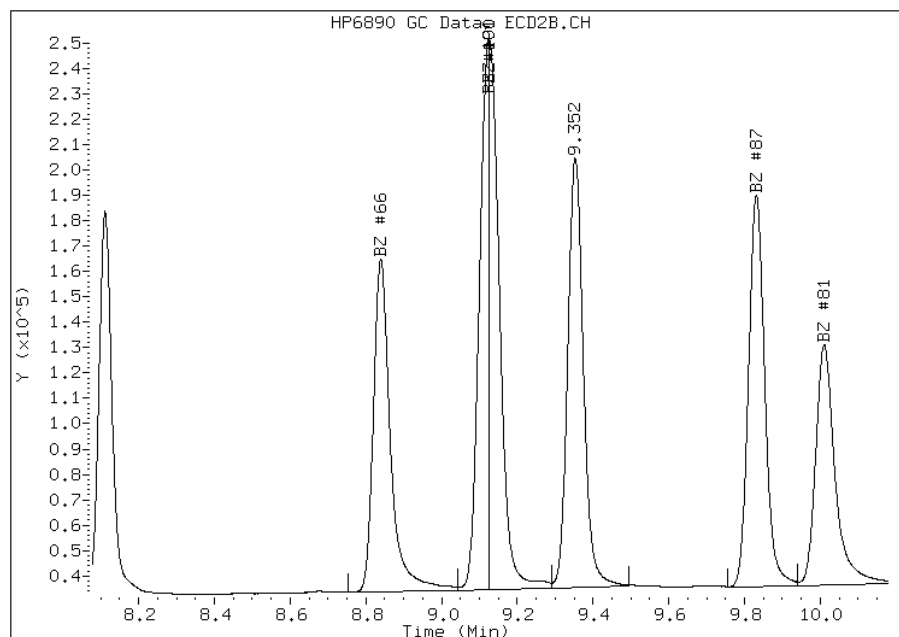
# Manual Integration Report

Data File: X0420076.D  
Inj. Date and Time: 04-APR-2012 11:37  
Instrument ID: gc12.i  
Client ID:  
Compound: 18 BZ #101  
CAS #: 37680-73-2  
Report Date: 04/05/2012

## Processing Integration Results

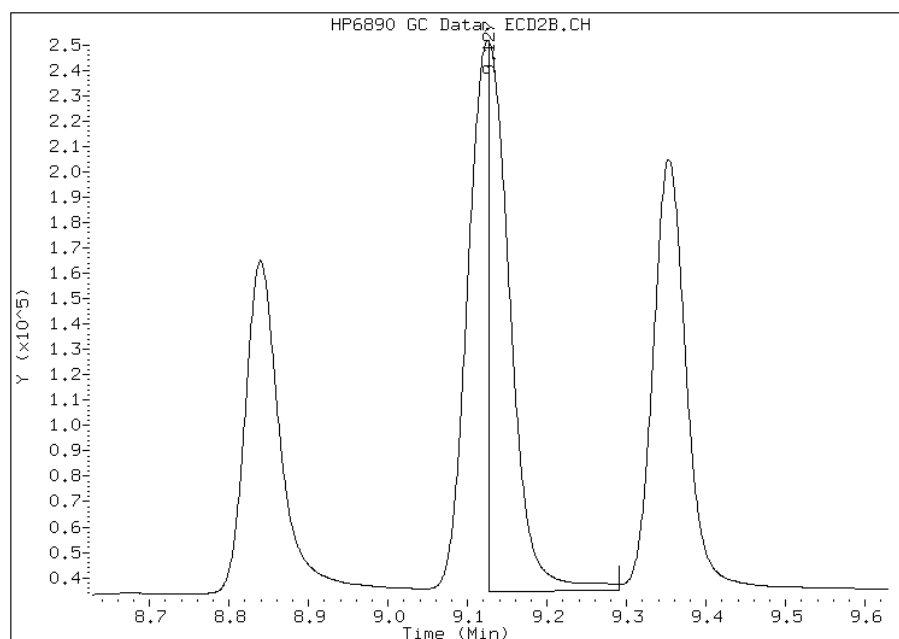
Not Detected

Expected RT: 9.13



## Manual Integration Results

RT: 9.13  
Response: 216839  
Amount: 0.02  
Conc: 0.02



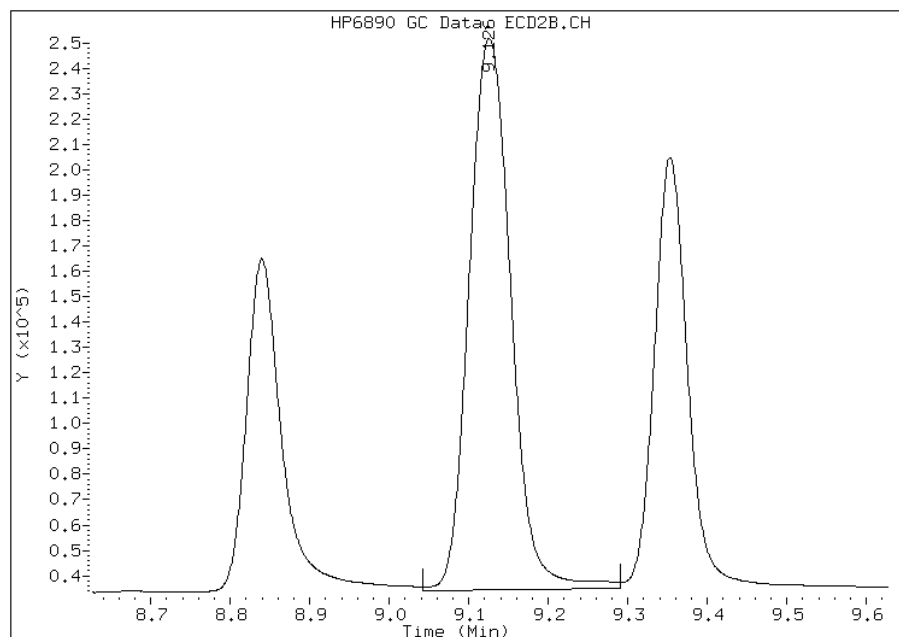
Manually Integrated By: eppinged  
Modification Date:  
Manual Integration Reason: Peak Split

# Manual Integration Report

Data File: X0420076.D  
Inj. Date and Time: 04-APR-2012 11:37  
Instrument ID: gc12.i  
Client ID:  
Compound: 17 BZ #90  
CAS #: 68194-07-0  
Report Date: 04/05/2012

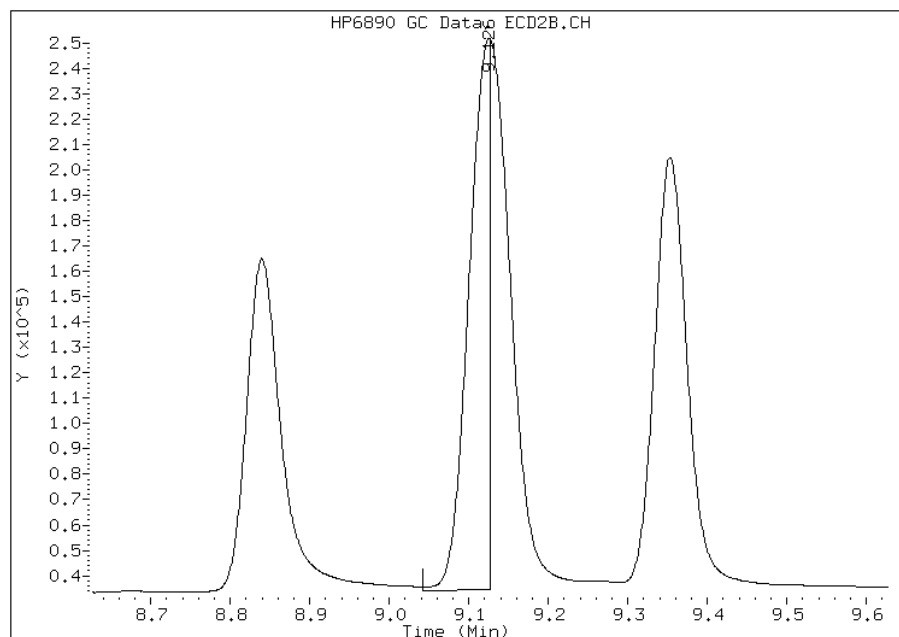
## Processing Integration Results

RT: 9.13  
Response: 217207  
Amount: 0.02  
Conc: 0.02



## Manual Integration Results

RT: 9.13  
Response: 217207  
Amount: 0.02  
Conc: 0.02



Manually Integrated By: eppinged  
Modification Date: 04-Apr-2012 12:07  
Manual Integration Reason: Peak Split



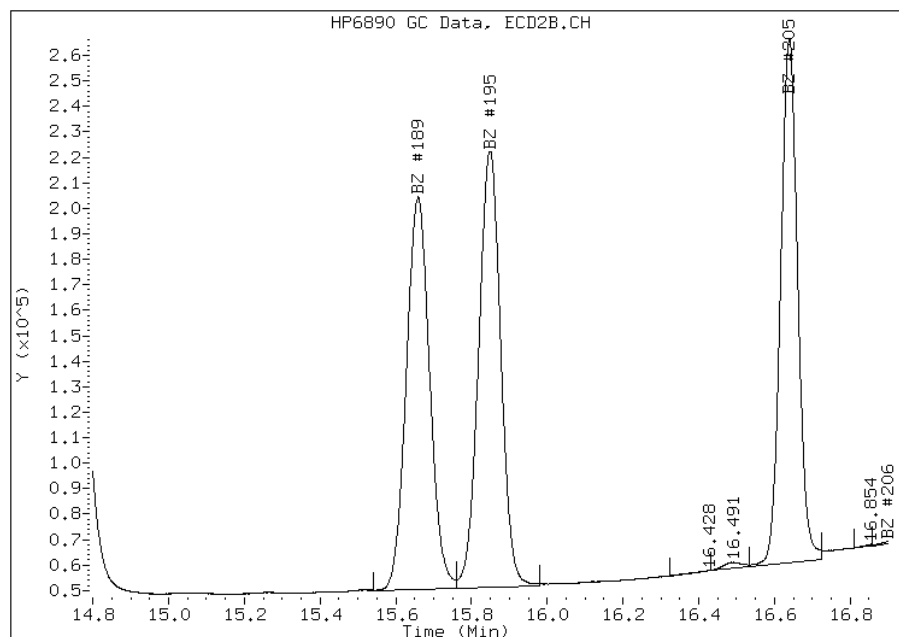
# Manual Integration Report

Data File: X0420076.D  
Inj. Date and Time: 04-APR-2012 11:37  
Instrument ID: gc12.i  
Client ID:  
Compound: 55 BZ #195  
CAS #: 52663-78-2  
Report Date: 04/05/2012

## Processing Integration Results

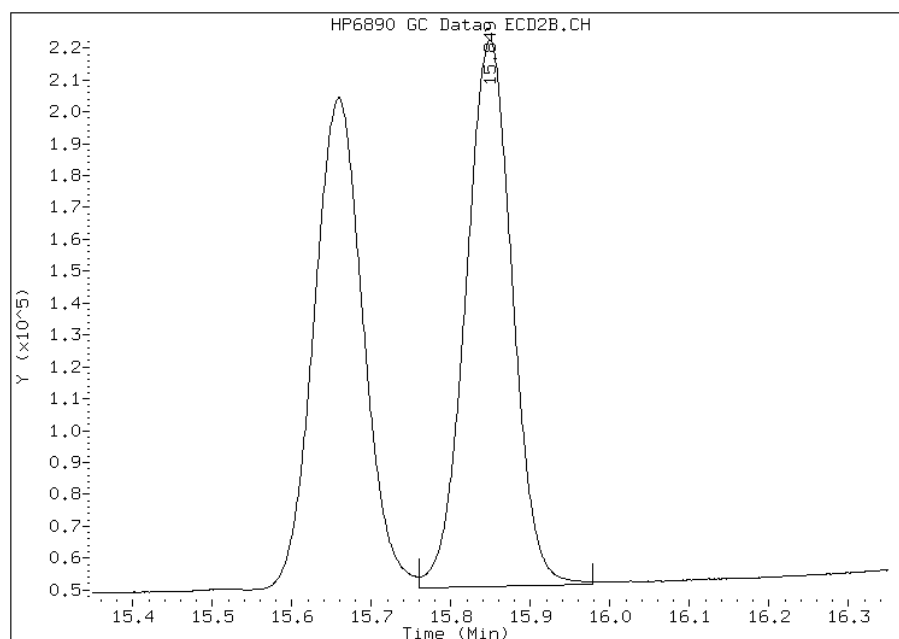
Not Detected

Expected RT: 15.85



## Manual Integration Results

RT: 15.85  
Response: 171207  
Amount: 0.02  
Conc: 0.02



Manually Integrated By: eppinged  
Modification Date:  
Manual Integration Reason: Peak Not Found

FORM VI  
GC SEMI VOA INITIAL CALIBRATION DATA  
EXTERNAL STANDARD RETENTION TIME SUMMARY

Lab Name: TestAmerica Pittsburgh Job No.: 180-9654-1 Analy Batch No.: 32402

SDG No.: \_\_\_\_\_

Instrument ID: GC12 GC Column: Rxi-50 ID: 0.53(mm) Heated Purge: (Y/N) N

Calibration Start Date: 04/04/2012 09:55 Calibration End Date: 04/04/2012 12:02 Calibration ID: 4521

Calibration Files:

LEVEL:	LAB SAMPLE ID:	LAB FILE ID:
Level 1	IC 180-32402/1	W0420071.D
Level 2	IC 180-32402/2	W0420072.D
Level 3	ICRT 180-32402/3	W0420073.D
Level 4	IC 180-32402/4	W0420074.D
Level 5	IC 180-32402/5	W0420075.D
Level 6	IC 180-32402/6	W0420076.D

ANALYTE	LVL 1	LVL 2	LVL 3	LVL 4	LVL 5	LVL 6					RT WINDOW	AVG RT
PCB-8	5.978	5.978	5.978	5.977	5.977	5.977					5.903 - 6.053	5.977
PCB-18	6.463	6.461	6.460	6.461	6.460	6.461					6.385 - 6.535	6.461
PCB-28	6.962	6.960	6.960	6.961	6.960	6.961					6.885 - 7.035	6.961
PCB-52	7.439	7.439	7.437	7.437	7.439	7.438					7.362 - 7.512	7.438
PCB-49	7.500	7.499	7.498	7.499	7.499	7.498					7.423 - 7.573	7.499
PCB-44	7.946	7.945	7.943	7.945	7.944	7.944					7.868 - 8.018	7.945
PCB-66	8.544	8.543	8.541	8.543	8.543	8.542					8.466 - 8.616	8.543
PCB-101	8.865	8.865	8.863	8.863	8.863	8.863					8.788 - 8.938	8.864
PCB-87	9.708	9.703	9.698	9.702	9.703	9.701					9.623 - 9.773	9.702
PCB-77	9.968	9.965	9.964	9.965	9.965	9.965					9.889 - 10.039	9.965
PCB-118	10.315	10.314	10.312	10.311	10.309	10.311					10.237 - 10.387	10.312
PCB-90	10.372	10.370	10.371	10.371	10.371	10.370					10.296 - 10.446	10.371
PCB-153	10.656	10.656	10.654	10.655	10.655	10.654					10.579 - 10.729	10.655
PCB-184	10.765	10.762	10.762	10.762	10.763	10.762					10.687 - 10.837	10.763
PCB-105	11.334	11.334	11.333	11.333	11.334	11.332					11.258 - 11.408	11.334
PCB-138	11.743	11.745	11.743	11.742	11.742	11.742					11.668 - 11.818	11.743
PCB-187	11.923	11.920	11.919	11.921	11.919	11.920					11.844 - 11.994	11.920
PCB-126	12.000	12.000	11.996	11.999	12.001	11.998					11.921 - 12.071	11.999
PCB-183	12.067	12.066	12.067	12.066	12.065	12.067					11.992 - 12.142	12.066
PCB-128	12.903	12.905	12.902	12.903	12.902	12.905					12.827 - 12.977	12.903
PCB-180	13.451	13.450	13.446	13.450	13.446	13.447					13.371 - 13.521	13.448
PCB-156	13.458	13.458	13.452	13.455	13.460	13.457					13.372 - 13.522	13.457
PCB-169	14.157	14.161	14.155	14.158	14.160	14.157					14.080 - 14.230	14.158
PCB-170	14.800	14.792	14.792	14.792	14.794	14.794					14.717 - 14.867	14.794
PCB-195	16.211	16.212	16.208	16.206	16.208	16.207					16.133 - 16.283	16.209
PCB-206	17.227	17.225	17.221	17.221	17.223	17.221					17.146 - 17.296	17.223
PCB 209	17.783	17.780	17.776	17.776	17.778	17.777					17.701 - 17.851	17.778
Tetrachloro-m-xylene	5.382	5.380	5.380	5.380	5.380	5.380					5.305 - 5.455	5.380
PCB-205	16.568	16.570	16.566	16.567	16.569	16.568					16.491 - 16.641	16.568

FORM VI  
GC SEMI VOA INITIAL CALIBRATION DATA  
EXTERNAL STANDARD CURVE EVALUATION

Lab Name: TestAmerica Pittsburgh Job No.: 180-9654-1 Analy Batch No.: 32402

SDG No.: \_\_\_\_\_

Instrument ID: GC12 GC Column: Rxi-50 ID: 0.53(mm) Heated Purge: (Y/N) N

Calibration Start Date: 04/04/2012 09:55 Calibration End Date: 04/04/2012 12:02 Calibration ID: 4521

Calibration Files:

LEVEL:	LAB SAMPLE ID:	LAB FILE ID:
Level 1	IC 180-32402/1	W0420071.D
Level 2	IC 180-32402/2	W0420072.D
Level 3	ICRT 180-32402/3	W0420073.D
Level 4	IC 180-32402/4	W0420074.D
Level 5	IC 180-32402/5	W0420075.D
Level 6	IC 180-32402/6	W0420076.D

ANALYTE	CF				CURVE TYPE	COEFFICIENT			#	MIN CF	%RSD	#	MAX %RSD	R^2 OR COD	#	MIN R^2 OR COD
	LVL 1 LVL 5	LVL 2 LVL 6	LVL 3	LVL 4		B	M1	M2								
PCB-8	7206000 6053200	6366000 5875950	6394800	6301000	Ave		6366158.33			7.2		20.0				
PCB-18	7188000 6073800	6440000 5805950	6582800	6393800	Ave		6414058.33			7.4		20.0				
PCB-28	13104000 12481700	11984000 12393300	12627200	12772200	Ave		12560400.0			3.0		20.0				
PCB-52	8872000 7714700	7888000 7430900	8199600	8084600	Ave		8031633.33			6.1		20.0				
PCB-49	10060000 9073800	9186000 8828500	9678400	9329600	Ave		9359383.33			4.7		20.0				
PCB-44	11056000 8756800	9021000 8536750	9175200	9099600	Ave		9274225.00			9.8		20.0				
PCB-66	10388000 9112300	8864000 9101900	9458400	9416600	Ave		9390200.00			5.7		20.0				
PCB-101	16686000 14914200	15561000 14728400	16117200	15431600	Ave		15573066.7			4.7		20.0				
PCB-87	10172000 9695100	9279000 9709850	9869200	9798000	Ave		9753858.33			3.0		20.0				
PCB-77	6066000 5382000	5093000 5223000	5514800	5477800	Ave		5459433.33			6.2		20.0				
PCB-118	9154000 8681900	8050000 8528600	8727200	8731200	Ave		8645483.33			4.1		20.0				
PCB-90	18140000 17445700	16419000 17523700	17506000	17449600	Ave		17414000.0			3.2		20.0				
PCB-153	9150000 8163000	7988000 7880350	8242800	8330400	Ave		8292425.00			5.4		20.0				
PCB-184	20722000 20281500	19215000 19983400	20434800	20634200	Ave		20211816.7			2.7		20.0				
PCB-105	10590000 11101300	10133000 11120350	10530400	10978400	Ave		10742241.7			3.6		20.0				

Note: The m1 coefficient is the same as Ave CF for an Ave curve type.

FORM VI  
GC SEMI VOA INITIAL CALIBRATION DATA  
EXTERNAL STANDARD CURVE EVALUATION

Lab Name: TestAmerica Pittsburgh Job No.: 180-9654-1 Analy Batch No.: 32402

SDG No.: \_\_\_\_\_

Instrument ID: GC12 GC Column: Rxi-50 ID: 0.53(mm) Heated Purge: (Y/N) N

Calibration Start Date: 04/04/2012 09:55 Calibration End Date: 04/04/2012 12:02 Calibration ID: 4521

ANALYTE	CF				CURVE TYPE	COEFFICIENT			#	MIN CF	%RSD	#	MAX %RSD	R^2 OR COD	#	MIN R^2 OR COD
	LVL 1 LVL 5	LVL 2 LVL 6	LVL 3	LVL 4		B	M1	M2								
PCB-138	10172000 9606700	9257000 9474650	9704800	9696000	Ave		9651858.33			3.2		20.0				
PCB-187	8086000 7745100	7465000 7614450	7900400	7857600	Ave		7778091.67			2.8		20.0				
PCB-126	7350000 6844900	6493000 6763300	7009600	6949800	Ave		6901766.67			4.1		20.0				
PCB-183	10254000 9268400	8928000 9180800	9818000	9412800	Ave		9477000.00			5.1		20.0				
PCB-128	10182000 10481000	10011000 10415600	10416000	10482600	Ave		10331366.7			1.9		20.0				
PCB-180	11938000 12071800	11780000 12076500	12352800	12353200	Ave		12095383.3			1.9		20.0				
PCB-156	11968000 12108100	11862000 12283900	12407600	12374000	Ave		12167266.7			1.8		20.0				
PCB-169	6804000 6526300	6739000 6395650	6570000	6635200	Ave		6611691.67			2.2		20.0				
PCB-170	9350000 9454700	8690000 9271050	9200000	9505800	Ave		9245258.33			3.2		20.0				
PCB-195	9284000 10121300	8557000 10148900	9696800	9953200	Ave		9626866.67			6.4		20.0				
PCB-206	11526000 12459000	10865000 12477500	12105600	12274200	Ave		11951216.7			5.3		20.0				
PCB 209	8314000 8999600	8841000 8860550	8475200	9352400	Ave		8807125.00			4.2		20.0				
Tetrachloro-m-xylene	34693976 35310485	31890303 35460091	34234867	35197818	Ave		34464590.0			3.9		20.0				
PCB-205	11060000 10570000	10758000 10655350	11284800	10846200	Ave		10862391.7			2.5		20.0				

Note: The ml coefficient is the same as Ave CF for an Ave curve type.

FORM VI  
GC SEMI VOA INITIAL CALIBRATION DATA  
EXTERNAL STANDARD RESPONSE AND CONCENTRATION

Lab Name: TestAmerica Pittsburgh Job No.: 180-9654-1 Analy Batch No.: 32402

SDG No.: \_\_\_\_\_

Instrument ID: GC12 GC Column: Rxi-50 ID: 0.53 (mm) Heated Purge: (Y/N) N

Calibration Start Date: 04/04/2012 09:55 Calibration End Date: 04/04/2012 12:02 Calibration ID: 4521

Calibration Files:

LEVEL:	LAB SAMPLE ID:	LAB FILE ID:
Level 1	IC 180-32402/1	W0420071.D
Level 2	IC 180-32402/2	W0420072.D
Level 3	ICRT 180-32402/3	W0420073.D
Level 4	IC 180-32402/4	W0420074.D
Level 5	IC 180-32402/5	W0420075.D
Level 6	IC 180-32402/6	W0420076.D

ANALYTE	CURVE TYPE	RESPONSE					CONCENTRATION (NG)				
		LVL 1 LVL 6	LVL 2	LVL 3	LVL 4	LVL 5	LVL 1 LVL 6	LVL 2	LVL 3	LVL 4	LVL 5
PCB-8	Ave	3603 117519	6366	15987	31505	60532	0.000500 0.0200	0.00100	0.00250	0.00500	0.0100
PCB-18	Ave	3594 116119	6440	16457	31969	60738	0.000500 0.0200	0.00100	0.00250	0.00500	0.0100
PCB-28	Ave	6552 247866	11984	31568	63861	124817	0.000500 0.0200	0.00100	0.00250	0.00500	0.0100
PCB-52	Ave	4436 148618	7888	20499	40423	77147	0.000500 0.0200	0.00100	0.00250	0.00500	0.0100
PCB-49	Ave	5030 176570	9186	24196	46648	90738	0.000500 0.0200	0.00100	0.00250	0.00500	0.0100
PCB-44	Ave	5528 170735	9021	22938	45498	87568	0.000500 0.0200	0.00100	0.00250	0.00500	0.0100
PCB-66	Ave	5194 182038	8864	23646	47083	91123	0.000500 0.0200	0.00100	0.00250	0.00500	0.0100
PCB-101	Ave	8343 294568	15561	40293	77158	149142	0.000500 0.0200	0.00100	0.00250	0.00500	0.0100
PCB-87	Ave	5086 194197	9279	24673	48990	96951	0.000500 0.0200	0.00100	0.00250	0.00500	0.0100
PCB-77	Ave	3033 104460	5093	13787	27389	53820	0.000500 0.0200	0.00100	0.00250	0.00500	0.0100
PCB-118	Ave	4577 170572	8050	21818	43656	86819	0.000500 0.0200	0.00100	0.00250	0.00500	0.0100
PCB-90	Ave	9070 350474	16419	43765	87248	174457	0.000500 0.0200	0.00100	0.00250	0.00500	0.0100
PCB-153	Ave	4575 157607	7988	20607	41652	81630	0.000500 0.0200	0.00100	0.00250	0.00500	0.0100
PCB-184	Ave	10361 399668	19215	51087	103171	202815	0.000500 0.0200	0.00100	0.00250	0.00500	0.0100
PCB-105	Ave	5295 222407	10133	26326	54892	111013	0.000500 0.0200	0.00100	0.00250	0.00500	0.0100
PCB-138	Ave	5086 189493	9257	24262	48480	96067	0.000500 0.0200	0.00100	0.00250	0.00500	0.0100

FORM VI  
GC SEMI VOA INITIAL CALIBRATION DATA  
EXTERNAL STANDARD RESPONSE AND CONCENTRATION

Lab Name: TestAmerica Pittsburgh Job No.: 180-9654-1 Analy Batch No.: 32402

SDG No.: \_\_\_\_\_

Instrument ID: GC12 GC Column: Rxi-50 ID: 0.53 (mm) Heated Purge: (Y/N) N

Calibration Start Date: 04/04/2012 09:55 Calibration End Date: 04/04/2012 12:02 Calibration ID: 4521

ANALYTE	CURVE TYPE	RESPONSE					CONCENTRATION (NG)				
		LVL 1 LVL 6	LVL 2	LVL 3	LVL 4	LVL 5	LVL 1 LVL 6	LVL 2	LVL 3	LVL 4	LVL 5
PCB-187	Ave	4043 152289	7465	19751	39288	77451	0.000500 0.0200	0.00100	0.00250	0.00500	0.0100
PCB-126	Ave	3675 135266	6493	17524	34749	68449	0.000500 0.0200	0.00100	0.00250	0.00500	0.0100
PCB-183	Ave	5127 183616	8928	24545	47064	92684	0.000500 0.0200	0.00100	0.00250	0.00500	0.0100
PCB-128	Ave	5091 208312	10011	26040	52413	104810	0.000500 0.0200	0.00100	0.00250	0.00500	0.0100
PCB-180	Ave	5969 241530	11780	30882	61766	120718	0.000500 0.0200	0.00100	0.00250	0.00500	0.0100
PCB-156	Ave	5984 245678	11862	31019	61870	121081	0.000500 0.0200	0.00100	0.00250	0.00500	0.0100
PCB-169	Ave	3402 127913	6739	16425	33176	65263	0.000500 0.0200	0.00100	0.00250	0.00500	0.0100
PCB-170	Ave	4675 185421	8690	23000	47529	94547	0.000500 0.0200	0.00100	0.00250	0.00500	0.0100
PCB-195	Ave	4642 202978	8557	24242	49766	101213	0.000500 0.0200	0.00100	0.00250	0.00500	0.0100
PCB-206	Ave	5763 249550	10865	30264	61371	124590	0.000500 0.0200	0.00100	0.00250	0.00500	0.0100
PCB 209	Ave	4157 177211	8841	21188	46762	89996	0.000500 0.0200	0.00100	0.00250	0.00500	0.0100
Tetrachloro-m-xylene	Ave	28796 1170183	52619	141390	290382	582623	0.000830 0.0330	0.00165	0.00413	0.00825	0.0165
PCB-205	Ave	5530 213107	10758	28212	54231	105700	0.000500 0.0200	0.00100	0.00250	0.00500	0.0100

Curve Type Legend:

Ave = Average by Height

TestAmerica Pittsburgh

Data file : \\pitsvr06\d\chem\gc12.i\04042W.b\W0420071.D  
Lab Smp Id: IC 271895  
Inj Date : 04-APR-2012 09:55  
Operator : 01797 Inst ID: gc12.i  
Smp Info : 04042W.b  
Misc Info : IC 271895  
Comment : 8082 PCB ANALYSIS  
Method : \\pitsvr06\d\chem\gc12.i\04042W.b\Tcon1a.m  
Meth Date : 04-Apr-2012 11:32 gc12.i Quant Type: ESTD  
Cal Date : 04-APR-2012 10:20 Cal File: W0420072.D  
Als bottle: 1 Calibration Sample, Level: 1  
Dil Factor: 1.00000  
Integrator: Falcon Compound Sublist: MDL1.sub  
Target Version: 4.14  
Processing Host: PITPC-509

Compounds	AMOUNTS					
	RT	EXP RT	DLT RT	RESPONSE	CAL-AMT ( ng)	ON-COL ( ng)
\$ 113 TCMX	5.381	5.380	0.001	28796	0.00083	0.00085686
4 BZ #8	5.978	5.977	0.001	3603	0.00050	0.00054135
6 BZ #18	6.462	6.460	0.002	3594	0.00050	0.00053348
8 BZ #28	6.961	6.960	0.001	6552	0.00050	0.00052117
10 BZ #52	7.439	7.436	0.003	4436	0.00050	0.00053318
11 BZ #49	7.500	7.497	0.003	5030	0.00050	0.00052170
12 BZ #44	7.945	7.943	0.002	5528	0.00050	0.00056693
16 BZ #66	8.544	8.540	0.004	5194	0.00050	0.00054273
17 BZ #101	8.865	8.863	0.002	8343	0.00050	0.00051751
22 BZ #81	9.659	9.661	-0.002	4162	0.00050	0.00049678
23 BZ #87	9.707	9.697	0.010	5086	0.00050	0.00052039
25 BZ #77	9.967	9.964	0.003	3033	0.00050	0.00054571
27 BZ #123	10.230	10.227	0.003	4888	0.00050	0.00051244
18 BZ #90	10.371	10.370	0.001	9070	0.00050	0.00052262
28 BZ #118	10.315	10.311	0.004	4577	0.00050	0.00052952
30 BZ #153	10.655	10.654	0.001	4575	0.00050	0.00054076
33 BZ #184	10.765	10.761	0.004	10361	0.00050	0.00051486
32 BZ #114	9.108	9.105	0.003	5394	0.00050	0.00050159
35 BZ #105	11.334	11.333	0.001	5295	0.00050	0.00050826
36 BZ #138	11.743	11.742	0.001	5086	0.00050	0.00052372
38 BZ #187	11.922	11.919	0.003	4043	0.00050	0.00051720
43 BZ #126	12.000	11.995	0.005	3675	0.00050	0.00052871
39 BZ #183	12.066	12.066	0.000	5127	0.00050	0.00053038
40 BZ #167	12.198	12.196	0.002	4378	0.00050	0.00051717
42 BZ #128	12.903	12.901	0.002	5091	0.00050	0.00049897
45 BZ #156	13.458	13.457	0.001	5984	0.00050	0.00049540 (M)
46 BZ #180	13.450	13.449	0.001	5969	0.00050	0.00049644 (M)
47 BZ #157	13.227	13.220	0.007	5357	0.00050	0.00050787
49 BZ #169	14.156	14.155	0.001	3402	0.00050	0.00050743
51 BZ #170	14.800	14.791	0.009	4675	0.00050	0.00051487
52 BZ #189	15.358	15.358	0.000	4513	0.00050	0.00051622
54 BZ #195	16.210	16.208	0.002	4642	0.00050	0.00050570
\$ 115 BZ #205	16.568	16.565	0.003	5530	0.00050	0.00050117

Compounds	RT	EXP RT	DLT RT	RESPONSE	AMOUNTS	
					CAL-AMT ( ng)	ON-COL ( ng)
=====	====	=====	=====	=====	=====	=====
56 BZ #206	17.226	17.220	0.006	5763	0.00050	0.00050118
57 BZ #209	17.783	17.775	0.008	4157	0.00050	0.00048657

QC Flag Legend

M - Compound response manually integrated.



Data File: W0420071.D

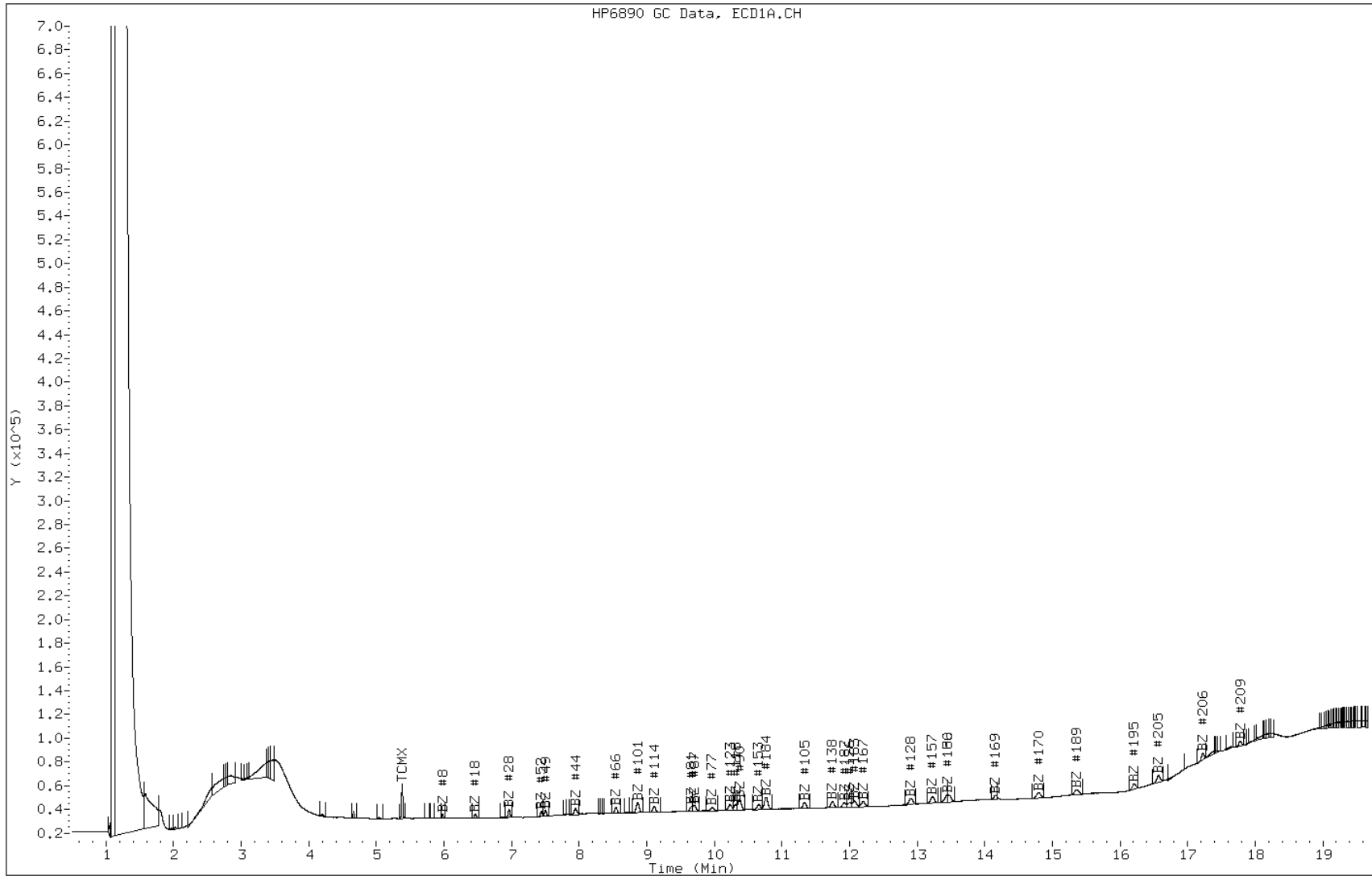
Date: 04-APR-2012 09:55

Client ID:

Instrument: gc12.i

Sample Info: 04042W.b

Operator: 01797



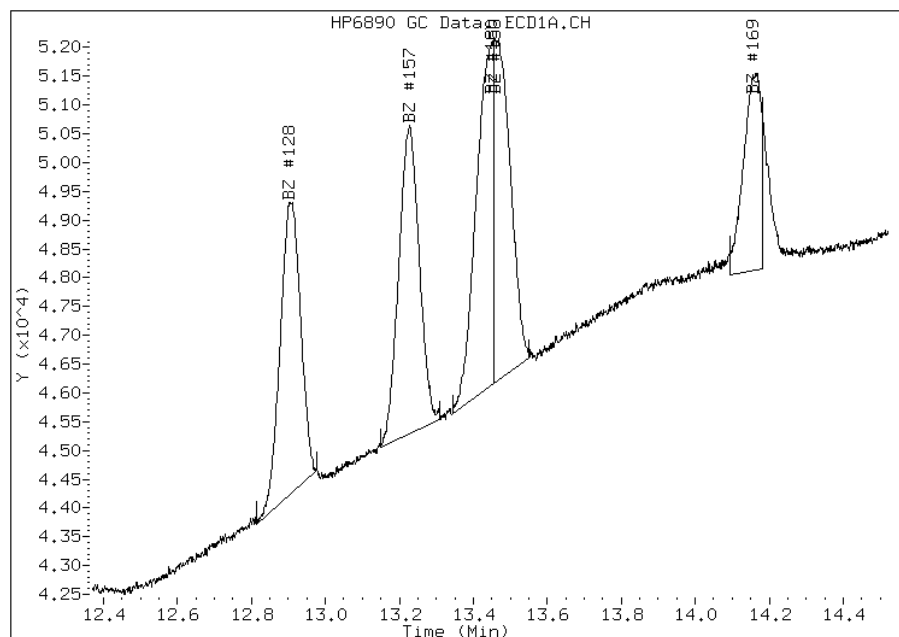
# Manual Integration Report

Data File: W0420071.D  
Inj. Date and Time: 04-APR-2012 09:55  
Instrument ID: gc12.i  
Client ID:  
Compound: 46 BZ #180  
CAS #: 35065-29-3  
Report Date: 04/05/2012

## Processing Integration Results

Not Detected

Expected RT: 13.45



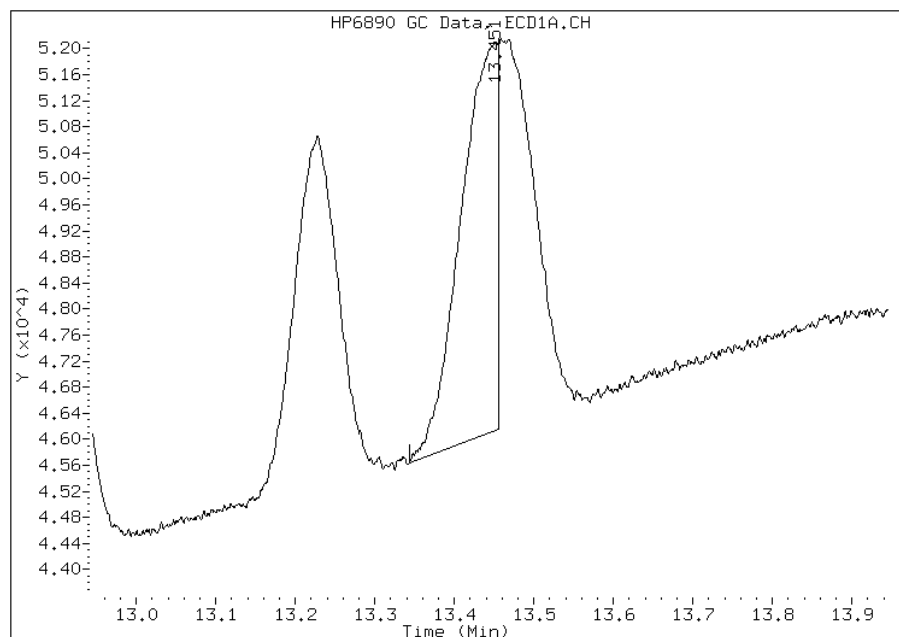
## Manual Integration Results

RT: 13.45

Response: 5969

Amount: 0.00

Conc: 0.00



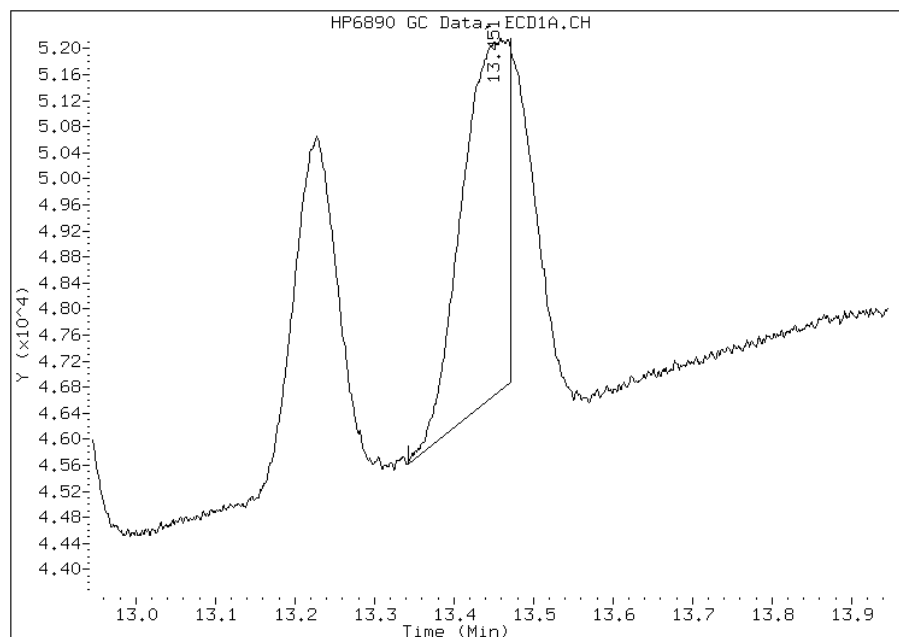
Manually Integrated By: eppinged  
Modification Date:  
Manual Integration Reason: Peak Split

# Manual Integration Report

Data File: W0420071.D  
Inj. Date and Time: 04-APR-2012 09:55  
Instrument ID: gc12.i  
Client ID:  
Compound: 45 BZ #156  
CAS #: 38380-08-4  
Report Date: 04/05/2012

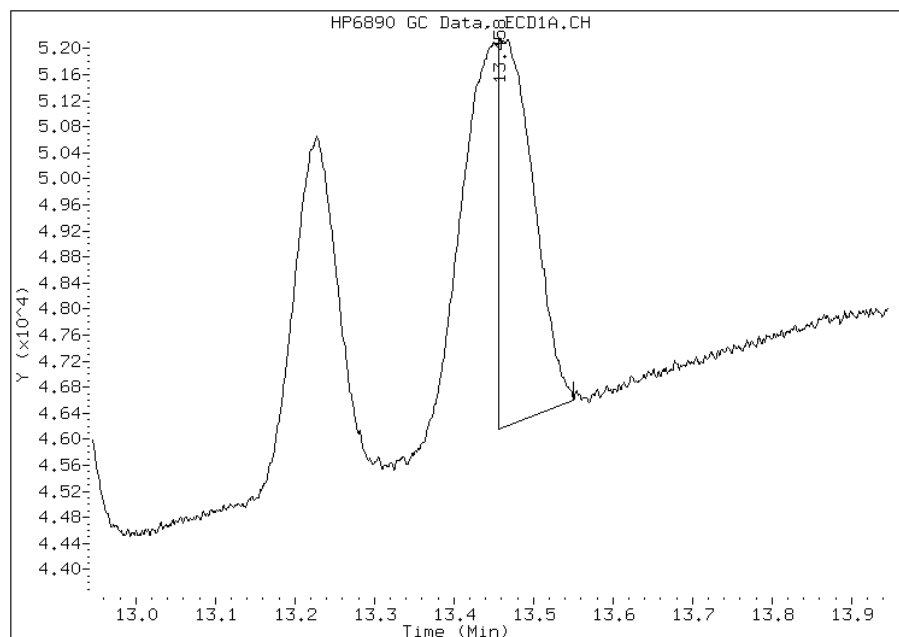
## Processing Integration Results

RT: 13.45  
Response: 5422  
Amount: 0.00  
Conc: 0.00



## Manual Integration Results

RT: 13.46  
Response: 5984  
Amount: 0.00  
Conc: 0.00



Manually Integrated By: eppinged  
Modification Date: 04-Apr-2012 11:31  
Manual Integration Reason: Peak Split

TestAmerica Pittsburgh

Data file : \\pitsvr06\d\chem\gc12.i\04042W.b\W0420072.D  
 Lab Smp Id: IC 271896  
 Inj Date : 04-APR-2012 10:20  
 Operator : 01797 Inst ID: gc12.i  
 Smp Info : 04042W.b  
 Misc Info : IC 271896  
 Comment : 8082 PCB ANALYSIS  
 Method : \\pitsvr06\d\chem\gc12.i\04042W.b\Tcon1a.m  
 Meth Date : 04-Apr-2012 11:33 gc12.i Quant Type: ESTD  
 Cal Date : 04-APR-2012 09:55 Cal File: W0420071.D  
 Als bottle: 2 Calibration Sample, Level: 2  
 Dil Factor: 1.00000  
 Integrator: Falcon Compound Sublist: MDL1.sub  
 Target Version: 4.14  
 Processing Host: PITPC-509

Compounds	RT	EXP RT	DLT RT	RESPONSE	AMOUNTS	
					CAL-AMT ( ng)	ON-COL ( ng)
\$ 113 TCMX	5.380	5.380	0.000	52619	0.00165	0.0015657
4 BZ #8	5.977	5.977	0.000	6366	0.00100	0.00095649
6 BZ #18	6.461	6.460	0.001	6440	0.00100	0.00095592
8 BZ #28	6.960	6.960	0.000	11984	0.00100	0.00095325
10 BZ #52	7.438	7.436	0.002	7888	0.00100	0.00094809
11 BZ #49	7.498	7.497	0.001	9186	0.00100	0.00095276
12 BZ #44	7.944	7.943	0.001	9021	0.00100	0.00092516
16 BZ #66	8.542	8.540	0.002	8864	0.00100	0.00092621
17 BZ #101	8.864	8.863	0.001	15561	0.00100	0.00096524
22 BZ #81	9.658	9.661	-0.003	8156	0.00100	0.00097352
23 BZ #87	9.702	9.697	0.005	9279	0.00100	0.00094941
25 BZ #77	9.965	9.964	0.001	5093	0.00100	0.00091635
27 BZ #123	10.228	10.227	0.001	9060	0.00100	0.00094982
18 BZ #90	10.369	10.370	-0.001	16419	0.00100	0.00094607
28 BZ #118	10.313	10.311	0.002	8050	0.00100	0.00093131
30 BZ #153	10.656	10.654	0.002	7988	0.00100	0.00094418
33 BZ #184	10.762	10.761	0.001	19215	0.00100	0.00095483
32 BZ #114	9.107	9.105	0.002	10457	0.00100	0.00097240
35 BZ #105	11.333	11.333	0.000	10133	0.00100	0.00097266
36 BZ #138	11.744	11.742	0.002	9257	0.00100	0.00095322
38 BZ #187	11.920	11.919	0.001	7465	0.00100	0.00095495
43 BZ #126	11.999	11.995	0.004	6493	0.00100	0.00093413
39 BZ #183	12.066	12.066	0.000	8928	0.00100	0.00092359
40 BZ #167	12.197	12.196	0.001	8048	0.00100	0.00095070
42 BZ #128	12.905	12.901	0.004	10011	0.00100	0.00098118
45 BZ #156	13.457	13.457	0.000	11862	0.00100	0.00098202 (M)
46 BZ #180	13.449	13.449	0.000	11780	0.00100	0.00097974 (M)
47 BZ #157	13.226	13.220	0.006	10040	0.00100	0.00095184
49 BZ #169	14.161	14.155	0.006	6739	0.00100	0.0010052
51 BZ #170	14.792	14.791	0.001	8690	0.00100	0.00095705
52 BZ #189	15.362	15.358	0.004	8223	0.00100	0.00094060
54 BZ #195	16.212	16.208	0.004	8557	0.00100	0.00093221
\$ 115 BZ #205	16.570	16.565	0.005	10758	0.00100	0.00097496

Compounds	RT	EXP RT	DLT RT	RESPONSE	AMOUNTS	
					CAL-AMT ( ng)	ON-COL ( ng)
=====	====	=====	=====	=====	=====	=====
56 BZ #206	17.224	17.220	0.004	10865	0.00100	0.00094488
57 BZ #209	17.779	17.775	0.004	8841	0.00100	0.0010348

QC Flag Legend

M - Compound response manually integrated.

Data File: W0420072.D

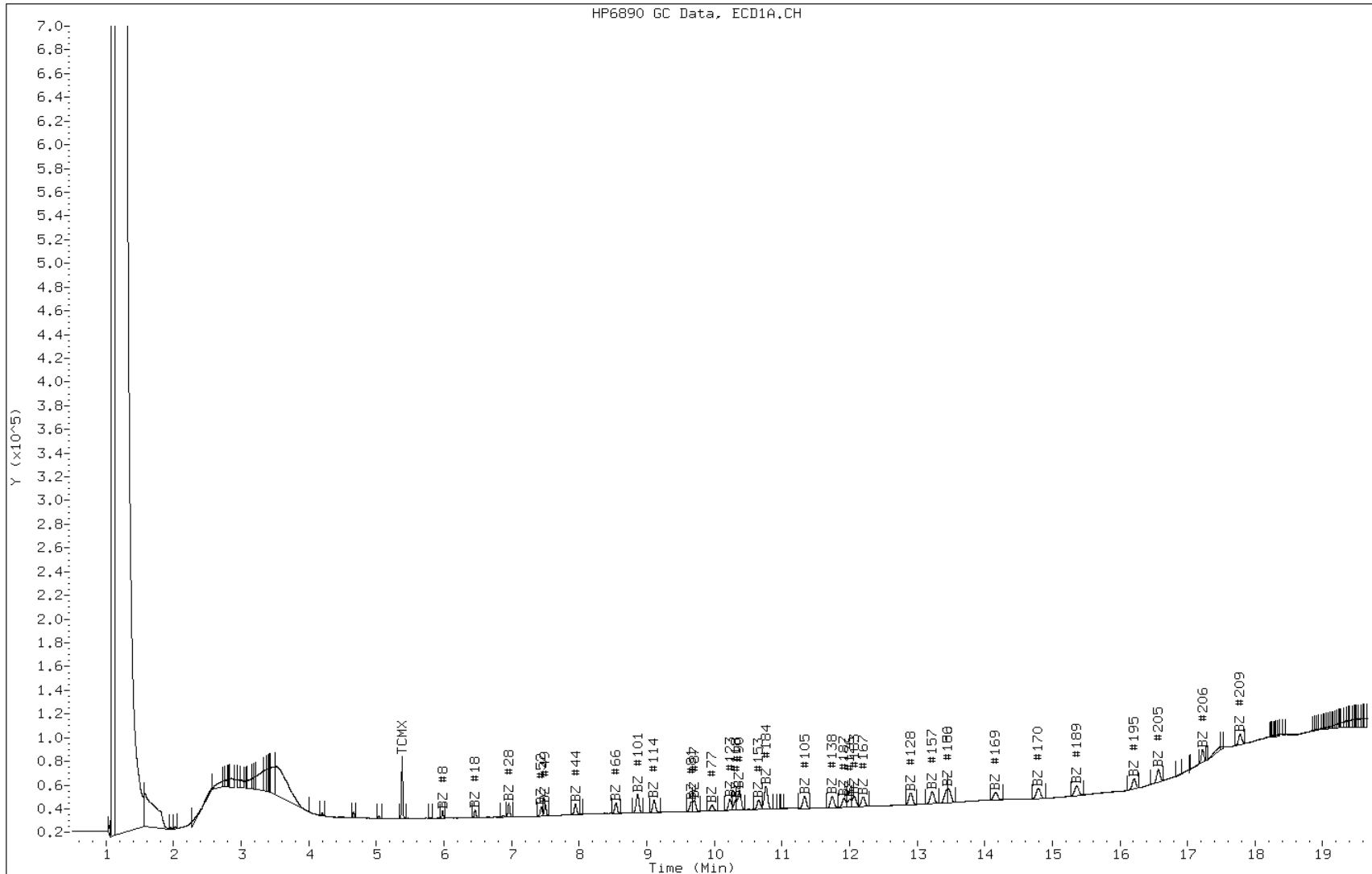
Date: 04-APR-2012 10:20

Client ID:

Instrument: gc12.i

Sample Info: 04042W.b

Operator: 01797

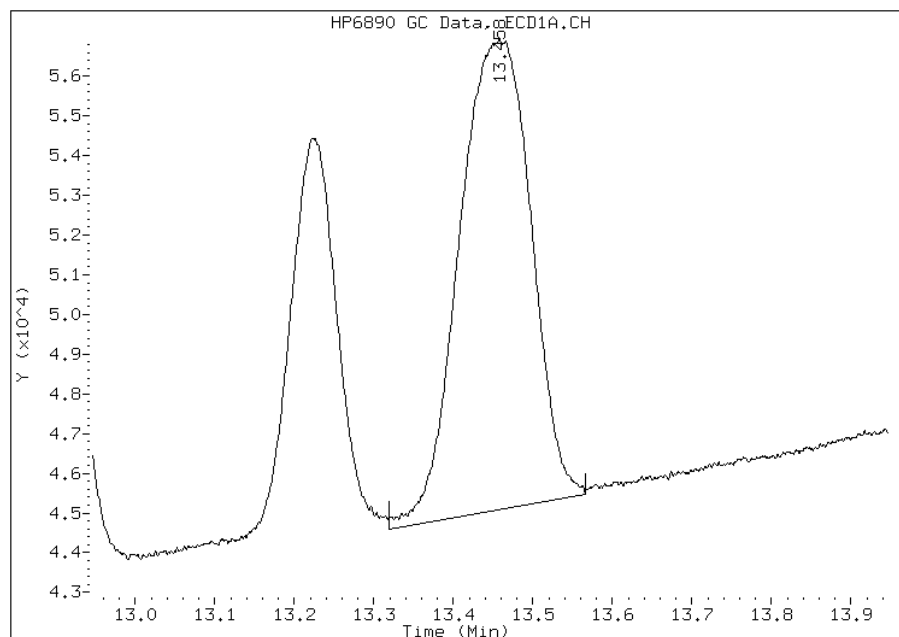


# Manual Integration Report

Data File: W0420072.D  
Inj. Date and Time: 04-APR-2012 10:20  
Instrument ID: gc12.i  
Client ID:  
Compound: 45 BZ #156  
CAS #: 38380-08-4  
Report Date: 04/05/2012

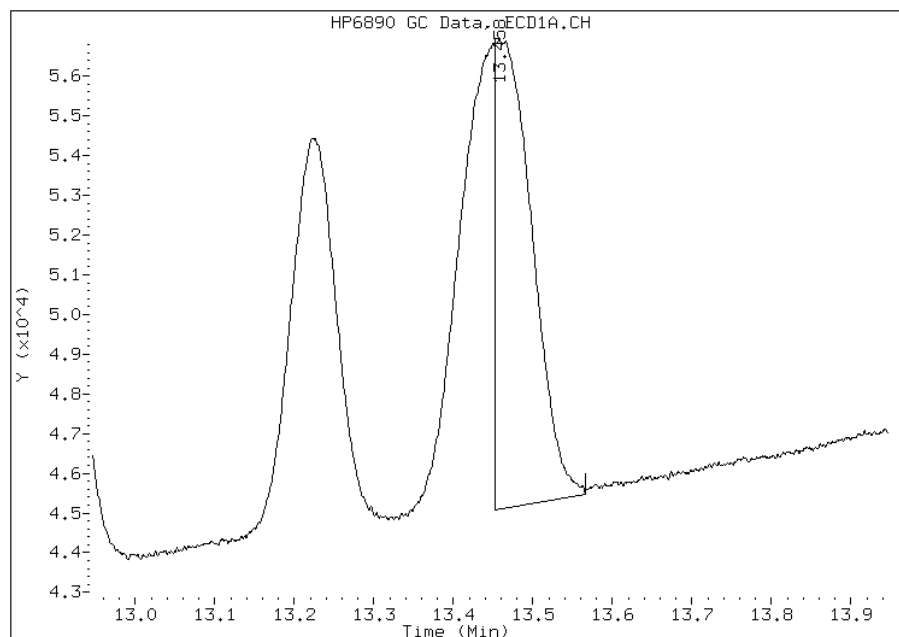
## Processing Integration Results

RT: 13.46  
Response: 11862  
Amount: 0.00  
Conc: 0.00



## Manual Integration Results

RT: 13.46  
Response: 11862  
Amount: 0.00  
Conc: 0.00



Manually Integrated By: eppinged  
Modification Date: 04-Apr-2012 11:32  
Manual Integration Reason: Peak Split

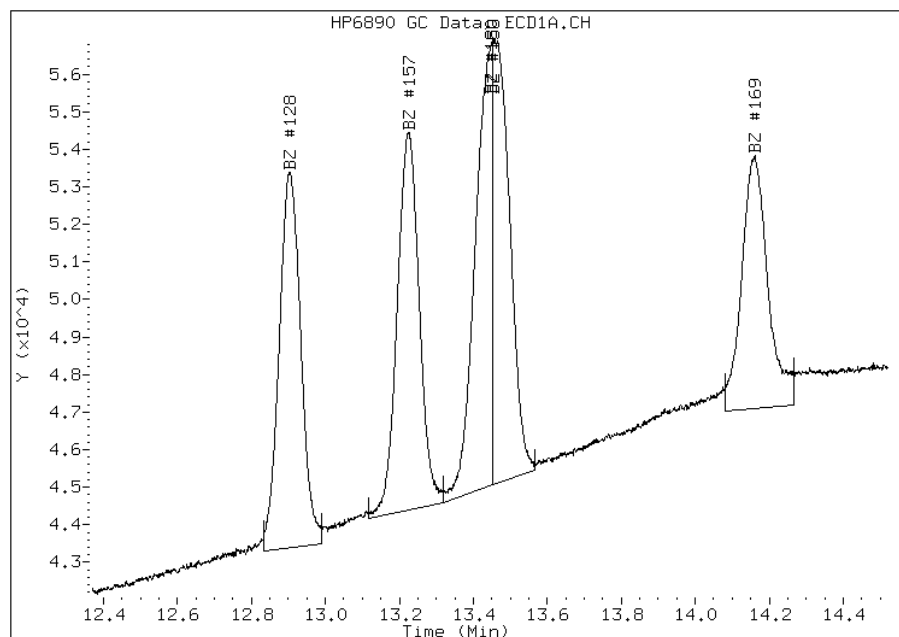
# Manual Integration Report

Data File: W0420072.D  
Inj. Date and Time: 04-APR-2012 10:20  
Instrument ID: gc12.i  
Client ID:  
Compound: 46 BZ #180  
CAS #: 35065-29-3  
Report Date: 04/05/2012

## Processing Integration Results

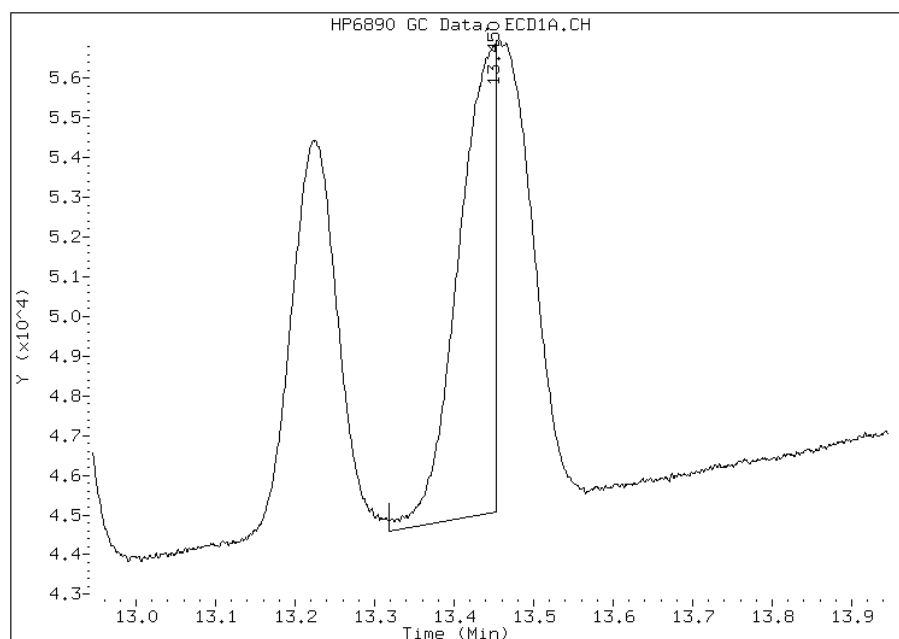
Not Detected

Expected RT: 13.45



## Manual Integration Results

RT: 13.45  
Response: 11780  
Amount: 0.00  
Conc: 0.00



Manually Integrated By: eppinged  
Modification Date:  
Manual Integration Reason: Peak Split



TestAmerica Pittsburgh

Data file : \\pitsvr06\d\chem\gc12.i\04042W.b\W0420073.D  
Lab Smp Id: ICRT 271945  
Inj Date : 04-APR-2012 10:46  
Operator : 01797 Inst ID: gc12.i  
Smp Info : 04042W.b  
Misc Info : ICRT 271945  
Comment : 8082 PCB ANALYSIS  
Method : \\pitsvr06\d\chem\gc12.i\04042W.b\Tcon1a.m  
Meth Date : 04-Apr-2012 11:31 gc12.i Quant Type: ESTD  
Cal Date : 04-APR-2012 10:46 Cal File: W0420073.D  
Als bottle: 3 Calibration Sample, Level: 3  
Dil Factor: 1.00000  
Integrator: Falcon Compound Sublist: MDL1.sub  
Target Version: 4.14  
Processing Host: PITPC-509

Compounds	AMOUNTS					
	RT	EXP RT	DLT RT	RESPONSE	CAL-AMT ( ng)	ON-COL ( ng)
§ 113 TCMX	5.380	5.380	0.000	141390	0.00413	0.0041300
4 BZ #8	5.977	5.977	0.000	15987	0.00250	0.0025000
6 BZ #18	6.460	6.460	0.000	16457	0.00250	0.0025000
8 BZ #28	6.960	6.960	0.000	31568	0.00250	0.0025000
10 BZ #52	7.436	7.436	0.000	20499	0.00250	0.0025000
11 BZ #49	7.497	7.497	0.000	24196	0.00250	0.0025000
12 BZ #44	7.943	7.943	0.000	22938	0.00250	0.0025000
16 BZ #66	8.540	8.540	0.000	23646	0.00250	0.0025000
17 BZ #101	8.863	8.863	0.000	40293	0.00250	0.0025000
22 BZ #81	9.661	9.661	0.000	21634	0.00250	0.0025000
23 BZ #87	9.697	9.697	0.000	24673	0.00250	0.0025000
25 BZ #77	9.964	9.964	0.000	13787	0.00250	0.0025000
27 BZ #123	10.227	10.227	0.000	24450	0.00250	0.0025000
18 BZ #90	10.370	10.370	0.000	43765	0.00250	0.0025000
28 BZ #118	10.311	10.311	0.000	21818	0.00250	0.0025000
30 BZ #153	10.654	10.654	0.000	20607	0.00250	0.0025000
33 BZ #184	10.761	10.761	0.000	51087	0.00250	0.0025000
32 BZ #114	9.105	9.105	0.000	27541	0.00250	0.0025000
35 BZ #105	11.333	11.333	0.000	26326	0.00250	0.0025000
36 BZ #138	11.742	11.742	0.000	24262	0.00250	0.0025000
38 BZ #187	11.919	11.919	0.000	19751	0.00250	0.0025000
43 BZ #126	11.995	11.995	0.000	17524	0.00250	0.0025000
39 BZ #183	12.066	12.066	0.000	24545	0.00250	0.0025000
40 BZ #167	12.196	12.196	0.000	21480	0.00250	0.0025000
42 BZ #128	12.901	12.901	0.000	26040	0.00250	0.0025000
45 BZ #156	13.451	13.451	0.000	31019	0.00250	0.0025000(M)
46 BZ #180	13.445	13.445	0.000	30882	0.00250	0.0025000(M)
47 BZ #157	13.220	13.220	0.000	27225	0.00250	0.0025000
49 BZ #169	14.155	14.155	0.000	16425	0.00250	0.0025000
51 BZ #170	14.791	14.791	0.000	23000	0.00250	0.0025000
52 BZ #189	15.358	15.358	0.000	22445	0.00250	0.0025000
54 BZ #195	16.208	16.208	0.000	24242	0.00250	0.0025000
§ 115 BZ #205	16.565	16.565	0.000	28212	0.00250	0.0025000

Compounds	RT	EXP RT	DLT RT	RESPONSE	AMOUNTS	
					CAL-AMT ( ng)	ON-COL ( ng)
=====	====	=====	=====	=====	=====	=====
56 BZ #206	17.220	17.220	0.000	30264	0.00250	0.0025000
57 BZ #209	17.775	17.775	0.000	21188	0.00250	0.0025000

QC Flag Legend

M - Compound response manually integrated.

Data File: W0420073.D

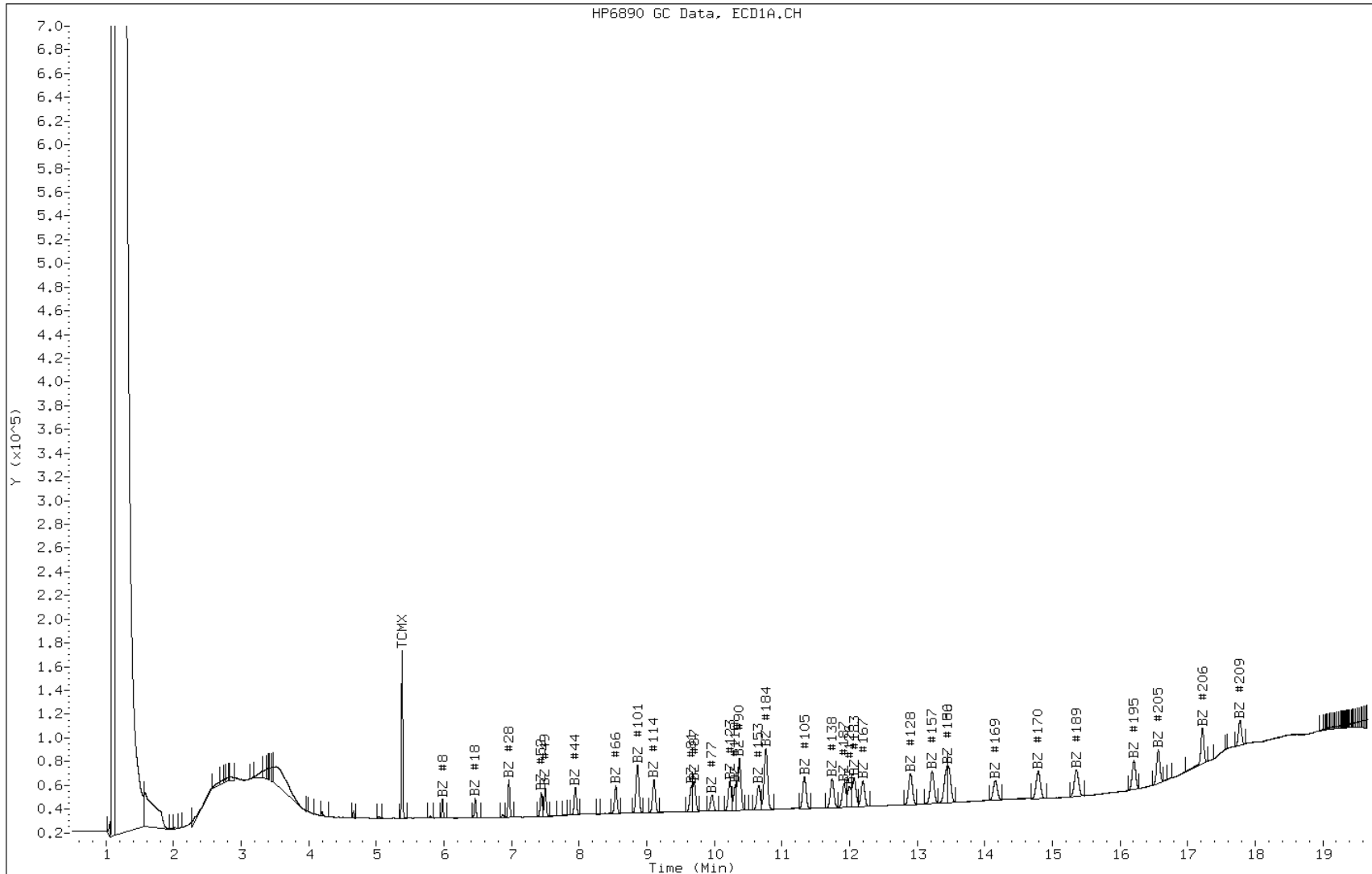
Date: 04-APR-2012 10:46

Client ID:

Instrument: gc12.i

Sample Info: 04042W.b

Operator: 01797



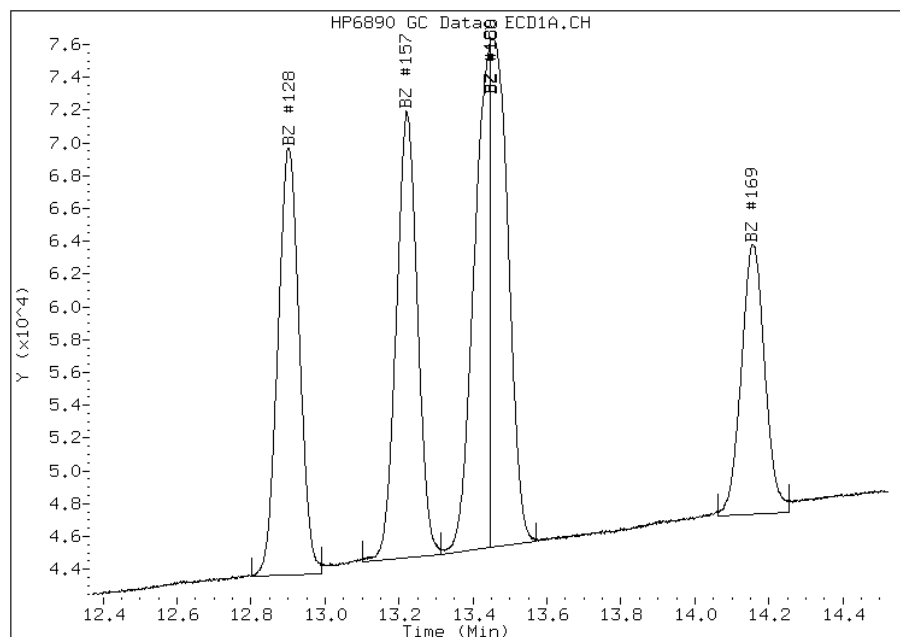
# Manual Integration Report

Data File: W0420073.D  
Inj. Date and Time: 04-APR-2012 10:46  
Instrument ID: gc12.i  
Client ID:  
Compound: 45 BZ #156  
CAS #: 38380-08-4  
Report Date: 04/05/2012

## Processing Integration Results

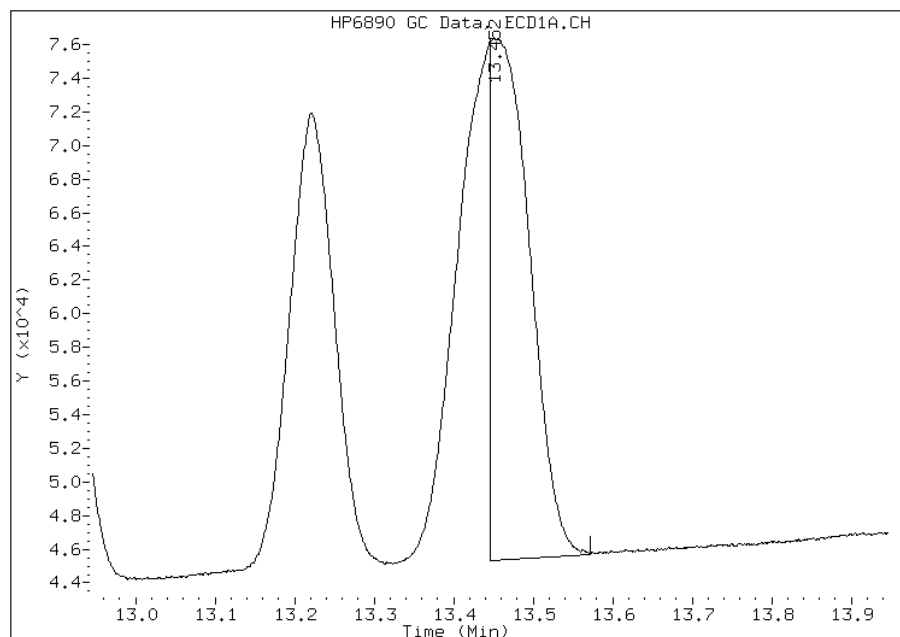
Not Detected

Expected RT: 13.45



## Manual Integration Results

RT: 13.45  
Response: 31019  
Amount: 0.00  
Conc: 0.00



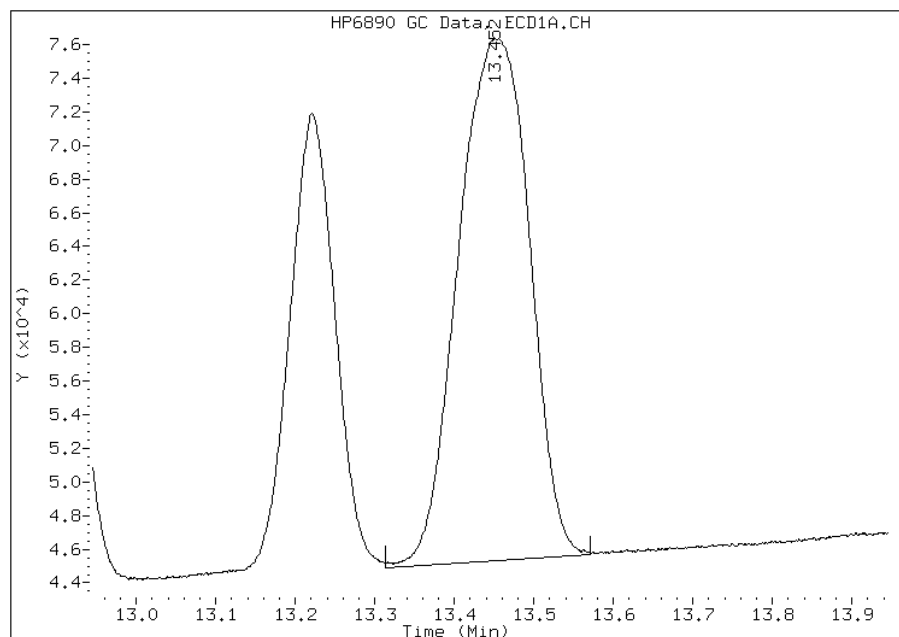
Manually Integrated By: eppinged  
Modification Date:  
Manual Integration Reason: Peak Split

# Manual Integration Report

Data File: W0420073.D  
Inj. Date and Time: 04-APR-2012 10:46  
Instrument ID: gc12.i  
Client ID:  
Compound: 46 BZ #180  
CAS #: 35065-29-3  
Report Date: 04/05/2012

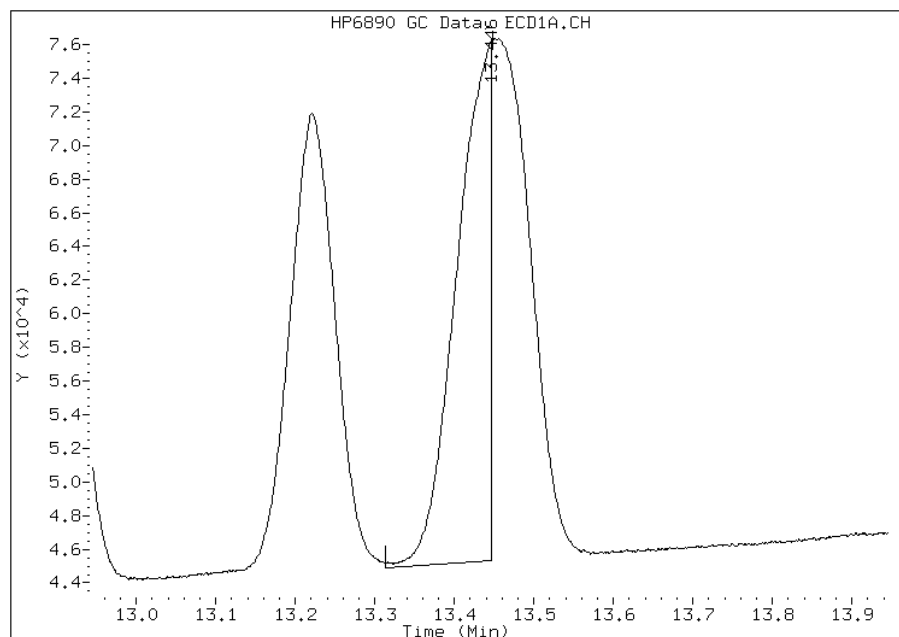
## Processing Integration Results

RT: 13.45  
Response: 31019  
Amount: 0.00  
Conc: 0.00



## Manual Integration Results

RT: 13.45  
Response: 30882  
Amount: 0.00  
Conc: 0.00



Manually Integrated By: eppinged  
Modification Date: 04-Apr-2012 11:30  
Manual Integration Reason: Peak Split

TestAmerica Pittsburgh

Data file : \\pitsvr06\d\chem\gc12.i\04042W.b\W0420074.D  
Lab Smp Id: IC 271948  
Inj Date : 04-APR-2012 11:11  
Operator : 01797 Inst ID: gc12.i  
Smp Info : 04042W.b  
Misc Info : IC 271948  
Comment : 8082 PCB ANALYSIS  
Method : \\pitsvr06\d\chem\gc12.i\04042W.b\Tcon1a.m  
Meth Date : 04-Apr-2012 11:35 gc12.i Quant Type: ESTD  
Cal Date : 04-APR-2012 11:11 Cal File: W0420074.D  
Als bottle: 4 Calibration Sample, Level: 4  
Dil Factor: 1.00000  
Integrator: Falcon Compound Sublist: MDL1.sub  
Target Version: 4.14  
Processing Host: PITPC-509

Compounds	AMOUNTS					
	RT	EXP RT	DLT RT	RESPONSE	CAL-AMT ( ng)	ON-COL ( ng)
\$ 113 TCMX	5.379	5.380	-0.001	290382	0.00825	0.0085396
4 BZ #8	5.977	5.977	0.000	31505	0.00500	0.0047975
6 BZ #18	6.460	6.460	0.000	31969	0.00500	0.0048065
8 BZ #28	6.960	6.960	0.000	63861	0.00500	0.0050596
10 BZ #52	7.437	7.436	0.001	40423	0.00500	0.0048932
11 BZ #49	7.498	7.497	0.001	46648	0.00500	0.0048777
12 BZ #44	7.944	7.943	0.001	45498	0.00500	0.0047453
16 BZ #66	8.543	8.540	0.003	47083	0.00500	0.0049396
17 BZ #101	8.863	8.863	0.000	77158	0.00500	0.0048378
22 BZ #81	9.665	9.661	0.004	40218	0.00500	0.0048489
23 BZ #87	9.702	9.697	0.005	48990	0.00500	0.0050094
25 BZ #77	9.964	9.964	0.000	27389	0.00500	0.0049457
27 BZ #123	10.229	10.227	0.002	46782	0.00500	0.0049280
18 BZ #90	10.370	10.370	0.000	87248	0.00500	0.0050204
28 BZ #118	10.311	10.311	0.000	43656	0.00500	0.0050378
30 BZ #153	10.654	10.654	0.000	41652	0.00500	0.0049422
33 BZ #184	10.762	10.761	0.001	103171	0.00500	0.0050945
32 BZ #114	9.107	9.105	0.002	52342	0.00500	0.0048998
35 BZ #105	11.333	11.333	0.000	54892	0.00500	0.0051991
36 BZ #138	11.742	11.742	0.000	48480	0.00500	0.0049941
38 BZ #187	11.920	11.919	0.001	39288	0.00500	0.0050194
43 BZ #126	11.998	11.995	0.003	34749	0.00500	0.0049994
39 BZ #183	12.066	12.066	0.000	47064	0.00500	0.0049009
40 BZ #167	12.199	12.196	0.003	39995	0.00500	0.0047905
42 BZ #128	12.903	12.901	0.002	52413	0.00500	0.0051021
45 BZ #156	13.454	13.454	0.000	61870	0.00500	0.0050910(M)
46 BZ #180	13.449	13.449	0.000	61766	0.00500	0.0051021(M)
47 BZ #157	13.221	13.220	0.001	54382	0.00500	0.0051158
49 BZ #169	14.158	14.155	0.003	33176	0.00500	0.0049612
51 BZ #170	14.792	14.791	0.001	47529	0.00500	0.0051738
52 BZ #189	15.357	15.358	-0.001	44152	0.00500	0.0050377
54 BZ #195	16.205	16.208	-0.003	49766	0.00500	0.0053096
\$ 115 BZ #205	16.567	16.565	0.002	54231	0.00500	0.0049358

Compounds	RT	EXP RT	DLT RT	RESPONSE	AMOUNTS	
					CAL-AMT ( ng)	ON-COL ( ng)
=====	====	=====	=====	=====	=====	=====
56 BZ #206	17.220	17.220	0.000	61371	0.00500	0.0052486
57 BZ #209	17.776	17.775	0.001	46762	0.00500	0.0053469

QC Flag Legend

M - Compound response manually integrated.

Data File: W0420074.D

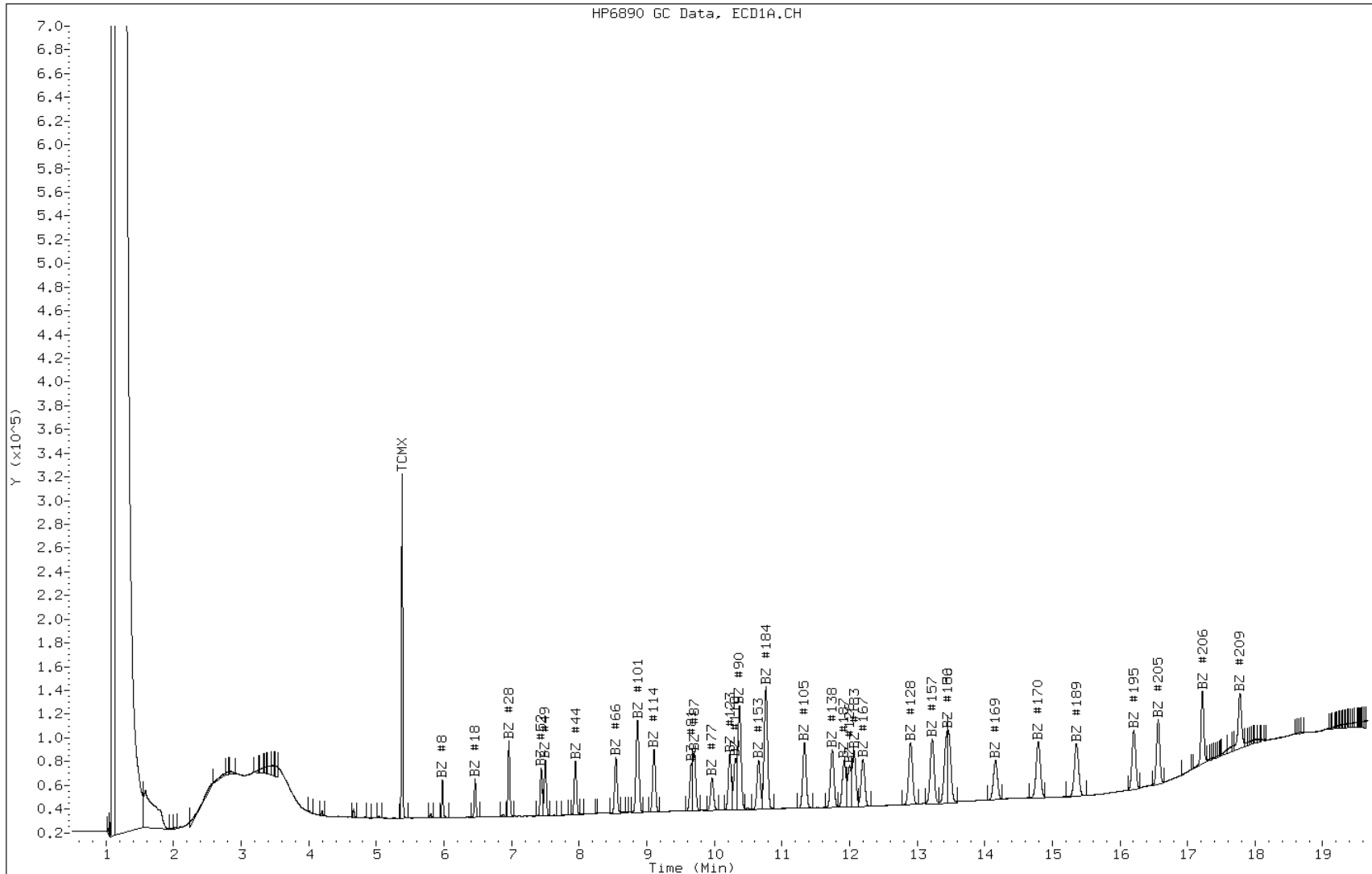
Date: 04-APR-2012 11:11

Client ID:

Instrument: gc12.i

Sample Info: 04042W.b

Operator: 01797



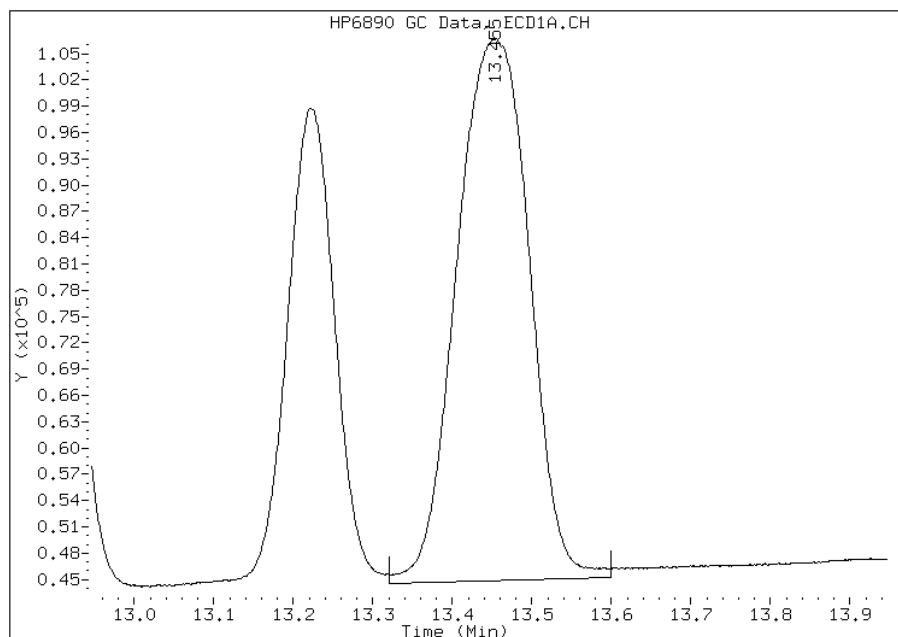


# Manual Integration Report

Data File: W0420074.D  
Inj. Date and Time: 04-APR-2012 11:11  
Instrument ID: gc12.i  
Client ID:  
Compound: 45 BZ #156  
CAS #: 38380-08-4  
Report Date: 04/05/2012

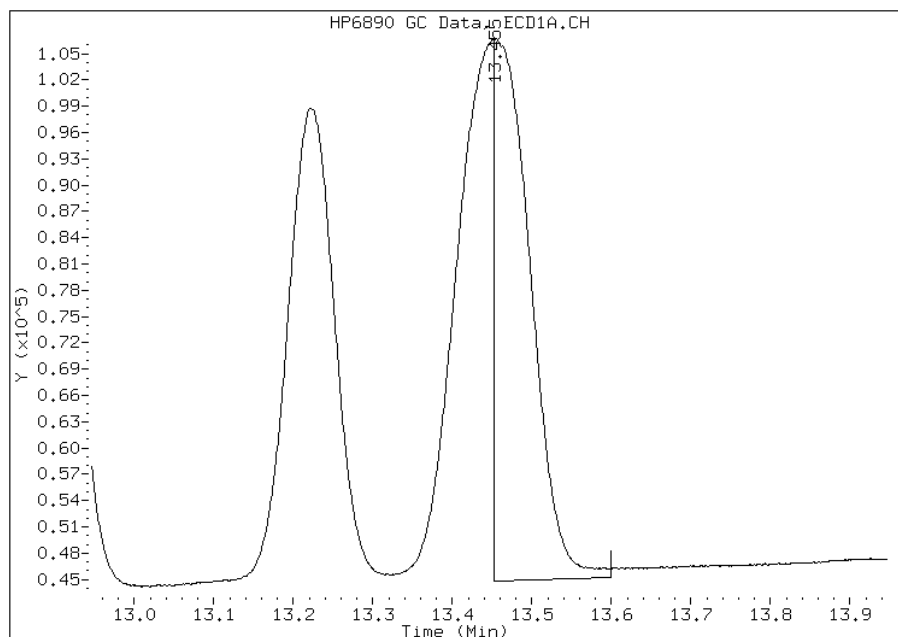
## Processing Integration Results

RT: 13.45  
Response: 61869  
Amount: 0.01  
Conc: 0.01



## Manual Integration Results

RT: 13.45  
Response: 61870  
Amount: 0.01  
Conc: 0.01



Manually Integrated By: eppinged  
Modification Date: 04-Apr-2012 11:35  
Manual Integration Reason: Peak Split

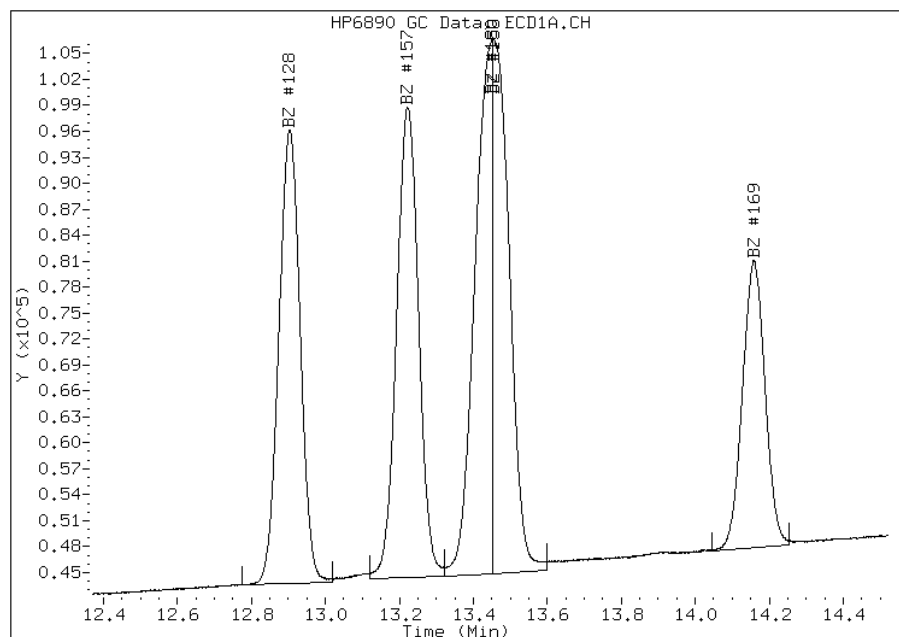
# Manual Integration Report

Data File: W0420074.D  
Inj. Date and Time: 04-APR-2012 11:11  
Instrument ID: gc12.i  
Client ID:  
Compound: 46 BZ #180  
CAS #: 35065-29-3  
Report Date: 04/05/2012

## Processing Integration Results

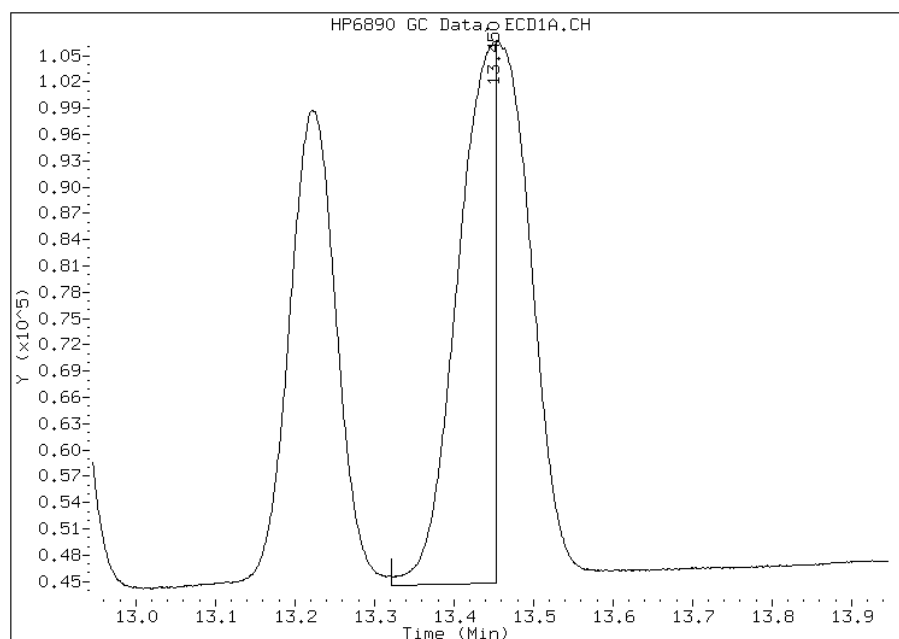
Not Detected

Expected RT: 13.45



## Manual Integration Results

RT: 13.45  
Response: 61766  
Amount: 0.01  
Conc: 0.01



Manually Integrated By: eppinged  
Modification Date:  
Manual Integration Reason: Peak Split

TestAmerica Pittsburgh

Data file : \\pitsvr06\d\chem\gc12.i\04042W.b\W0420075.D  
 Lab Smp Id: IC 271949  
 Inj Date : 04-APR-2012 11:37  
 Operator : 01797 Inst ID: gc12.i  
 Smp Info : 04042W.b  
 Misc Info : IC 271949  
 Comment : 8082 PCB ANALYSIS  
 Method : \\pitsvr06\d\chem\gc12.i\04042W.b\Tcon1a.m  
 Meth Date : 04-Apr-2012 12:06 eppinged Quant Type: ESTD  
 Cal Date : 04-APR-2012 11:37 Cal File: W0420075.D  
 Als bottle: 5 Calibration Sample, Level: 5  
 Dil Factor: 1.00000  
 Integrator: Falcon Compound Sublist: MDL1.sub  
 Target Version: 4.14  
 Processing Host: PITPC-509

Compounds	RT	EXP RT	DLT RT	RESPONSE	AMOUNTS	
					CAL-AMT ( ng)	ON-COL ( ng)
§ 113 TCMX	5.380	5.380	0.000	582623	0.01650	0.017003
4 BZ #8	5.976	5.977	-0.001	60532	0.01000	0.0093642
6 BZ #18	6.460	6.460	0.000	60738	0.01000	0.0092933
8 BZ #28	6.960	6.960	0.000	124817	0.01000	0.0099110
10 BZ #52	7.438	7.436	0.002	77147	0.01000	0.0094638
11 BZ #49	7.499	7.497	0.002	90738	0.01000	0.0095861
12 BZ #44	7.944	7.943	0.001	87568	0.01000	0.0092943
16 BZ #66	8.542	8.540	0.002	91123	0.01000	0.0096448
17 BZ #101	8.862	8.863	-0.001	149142	0.01000	0.0094741
22 BZ #81	9.664	9.661	0.003	77736	0.01000	0.0094914
23 BZ #87	9.702	9.697	0.005	96951	0.01000	0.0099308
25 BZ #77	9.965	9.964	0.001	53820	0.01000	0.0097735
27 BZ #123	10.230	10.227	0.003	88755	0.01000	0.0094727
18 BZ #90	10.371	10.370	0.001	174457	0.01000	0.010031
28 BZ #118	10.309	10.311	-0.002	86819	0.01000	0.010015
30 BZ #153	10.655	10.654	0.001	81630	0.01000	0.0097470
33 BZ #184	10.762	10.761	0.001	202815	0.01000	0.010012
32 BZ #114	9.108	9.105	0.003	98113	0.01000	0.0093368
35 BZ #105	11.334	11.333	0.001	111013	0.01000	0.010408
36 BZ #138	11.741	11.742	-0.001	96067	0.01000	0.0099168
38 BZ #187	11.919	11.919	0.000	77451	0.01000	0.0099159
43 BZ #126	12.001	11.995	0.006	68449	0.01000	0.0098780
39 BZ #183	12.065	12.066	-0.001	92684	0.01000	0.0097191
40 BZ #167	12.198	12.196	0.002	77467	0.01000	0.0094146
42 BZ #128	12.901	12.901	0.000	104810	0.01000	0.010161
45 BZ #156	13.460	13.454	0.006	121081	0.01000	0.0099705
46 BZ #180	13.446	13.449	-0.003	120718	0.01000	0.0099774
47 BZ #157	13.221	13.220	0.001	111098	0.01000	0.010358
49 BZ #169	14.160	14.155	0.005	65263	0.01000	0.0098068
51 BZ #170	14.793	14.791	0.002	94547	0.01000	0.010232
52 BZ #189	15.357	15.358	-0.001	84736	0.01000	0.0097328
54 BZ #195	16.207	16.208	-0.001	101213	0.01000	0.010629
§ 115 BZ #205	16.568	16.565	0.003	105700	0.01000	0.0096939

Compounds	RT	EXP RT	DLT RT	RESPONSE	AMOUNTS	
					CAL-AMT ( ng)	ON-COL ( ng)
=====	====	=====	=====	=====	=====	=====
56 BZ #206	17.222	17.220	0.002	124590	0.01000	0.010518
57 BZ #209	17.777	17.775	0.002	89996	0.01000	0.010231

Data File: W0420075.D

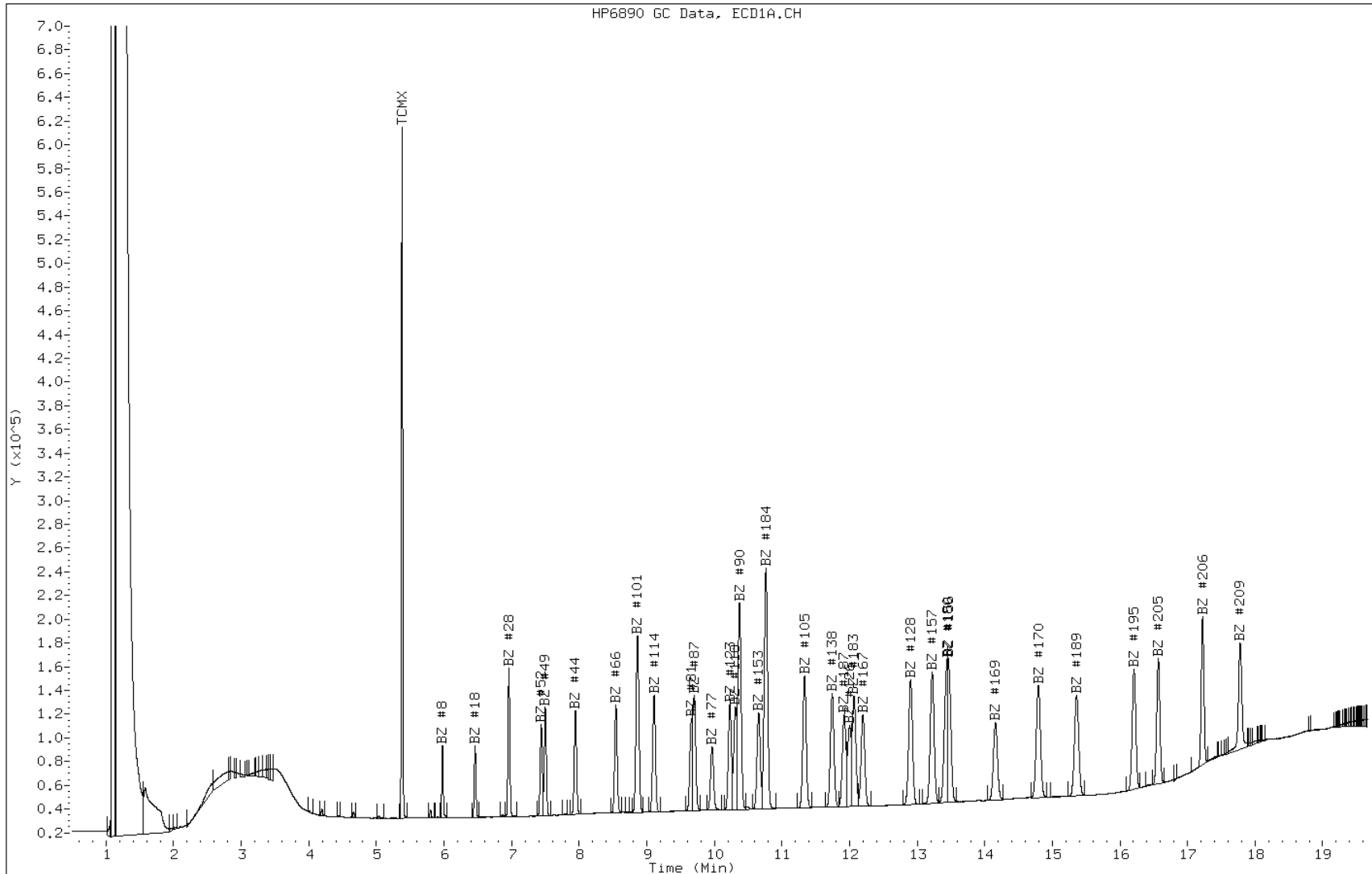
Date: 04-APR-2012 11:37

Client ID:

Instrument: gc12.i

Sample Info: 04042W.b

Operator: 01797



TestAmerica Pittsburgh

Data file : \\pitsvr06\d\chem\gc12.i\04042W.b\W0420076.D  
Lab Smp Id: IC 271950  
Inj Date : 04-APR-2012 12:02  
Operator : 01797 Inst ID: gc12.i  
Smp Info : 04042W.b  
Misc Info : IC 271950  
Comment : 8082 PCB ANALYSIS  
Method : \\pitsvr06\d\chem\gc12.i\04042W.b\Tcon1a.m  
Meth Date : 04-Apr-2012 13:13 gc12.i Quant Type: ESTD  
Cal Date : 04-APR-2012 12:02 Cal File: W0420076.D  
Als bottle: 6 Calibration Sample, Level: 6  
Dil Factor: 1.00000  
Integrator: Falcon Compound Sublist: MDL1.sub  
Target Version: 4.14  
Processing Host: PITPC-509

Compounds	AMOUNTS					
	RT	EXP RT	DLT RT	RESPONSE	CAL-AMT ( ng)	ON-COL ( ng)
\$ 113 TCMX	5.379	5.380	-0.001	1170183	0.03300	0.033953
4 BZ #8	5.976	5.977	-0.001	117519	0.02000	0.018460
6 BZ #18	6.460	6.460	0.000	116119	0.02000	0.018104
8 BZ #28	6.960	6.960	0.000	247866	0.02000	0.019734
10 BZ #52	7.438	7.436	0.002	148618	0.02000	0.018504
11 BZ #49	7.498	7.497	0.001	176570	0.02000	0.018866
12 BZ #44	7.944	7.943	0.001	170735	0.02000	0.018410
16 BZ #66	8.542	8.540	0.002	182038	0.02000	0.019386
17 BZ #101	8.863	8.863	0.000	294568	0.02000	0.018915
22 BZ #81	9.659	9.661	-0.002	154013	0.02000	0.018994
23 BZ #87	9.700	9.697	0.003	194197	0.02000	0.019910
25 BZ #77	9.964	9.964	0.000	104460	0.02000	0.019134
27 BZ #123	10.228	10.227	0.001	178138	0.02000	0.019170
18 BZ #90	10.369	10.370	-0.001	350474	0.02000	0.020126
28 BZ #118	10.310	10.311	-0.001	170572	0.02000	0.019730
30 BZ #153	10.654	10.654	0.000	157607	0.02000	0.019006
33 BZ #184	10.762	10.761	0.001	399668	0.02000	0.019774
32 BZ #114	9.106	9.105	0.001	198448	0.02000	0.019062
35 BZ #105	11.332	11.333	-0.001	222407	0.02000	0.020704
36 BZ #138	11.741	11.742	-0.001	189493	0.02000	0.019633
38 BZ #187	11.919	11.919	0.000	152289	0.02000	0.019579
43 BZ #126	11.998	11.995	0.003	135266	0.02000	0.019599
39 BZ #183	12.066	12.066	0.000	183616	0.02000	0.019375
40 BZ #167	12.199	12.196	0.003	154542	0.02000	0.018974
42 BZ #128	12.904	12.901	0.003	208312	0.02000	0.020163
45 BZ #156	13.457	13.457	0.000	245678	0.02000	0.020192(M)
46 BZ #180	13.447	13.447	0.000	241530	0.02000	0.019969(M)
47 BZ #157	13.223	13.220	0.003	223494	0.02000	0.020692
49 BZ #169	14.157	14.155	0.002	127913	0.02000	0.019346
51 BZ #170	14.794	14.791	0.003	185421	0.02000	0.020056
52 BZ #189	15.357	15.358	-0.001	172831	0.02000	0.019876
54 BZ #195	16.207	16.208	-0.001	202978	0.02000	0.021084
\$ 115 BZ #205	16.568	16.565	0.003	213107	0.02000	0.019619

Compounds	RT	EXP RT	DLT RT	RESPONSE	AMOUNTS	
					CAL-AMT ( ng)	ON-COL ( ng)
=====	====	=====	=====	=====	=====	=====
56 BZ #206	17.220	17.220	0.000	249550	0.02000	0.020881
57 BZ #209	17.776	17.775	0.001	177211	0.02000	0.020121

QC Flag Legend

M - Compound response manually integrated.

Data File: W0420076.D

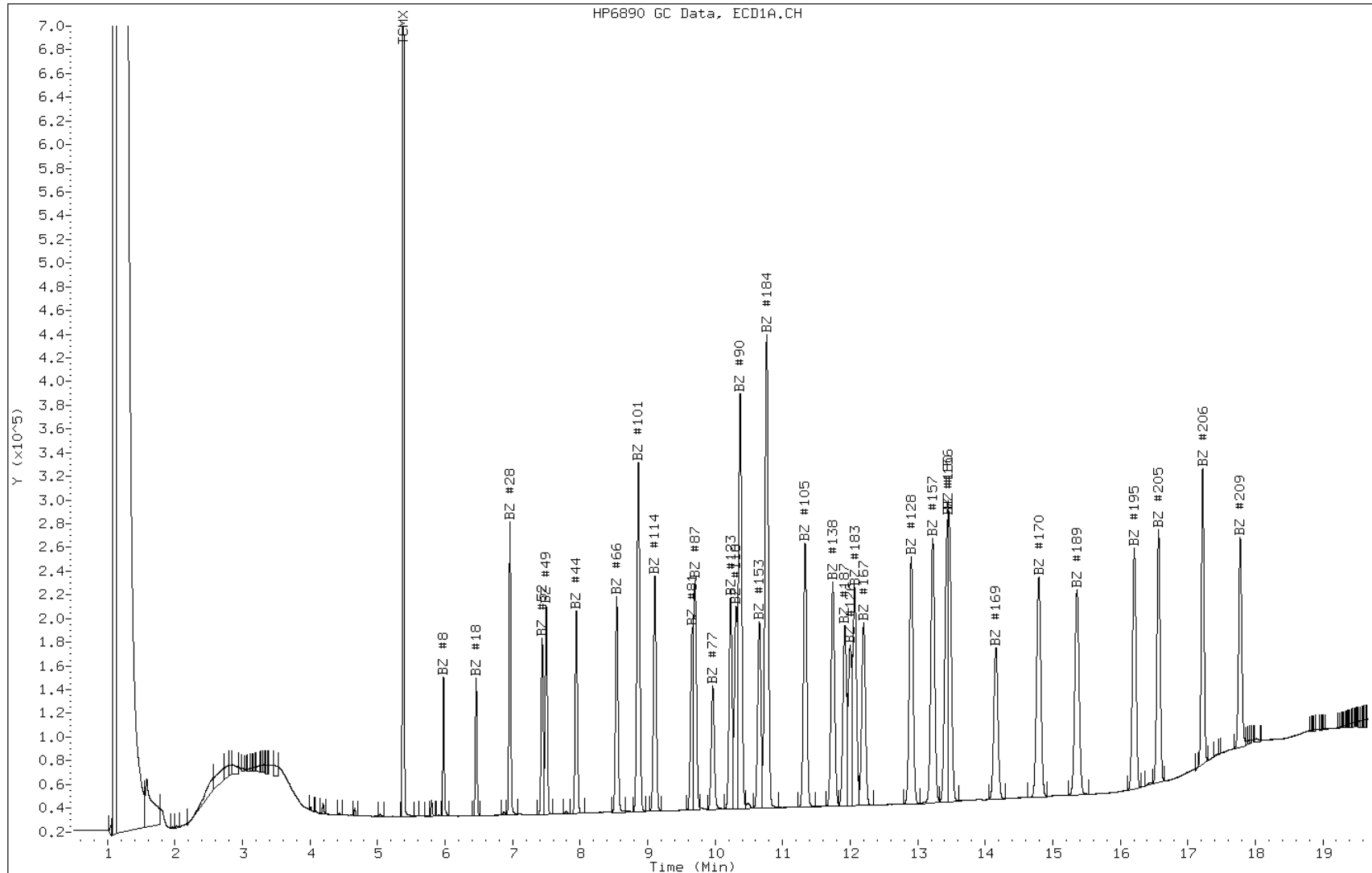
Date: 04-APR-2012 12:02

Client ID:

Instrument: gc12.i

Sample Info: 04042W.b

Operator: 01797



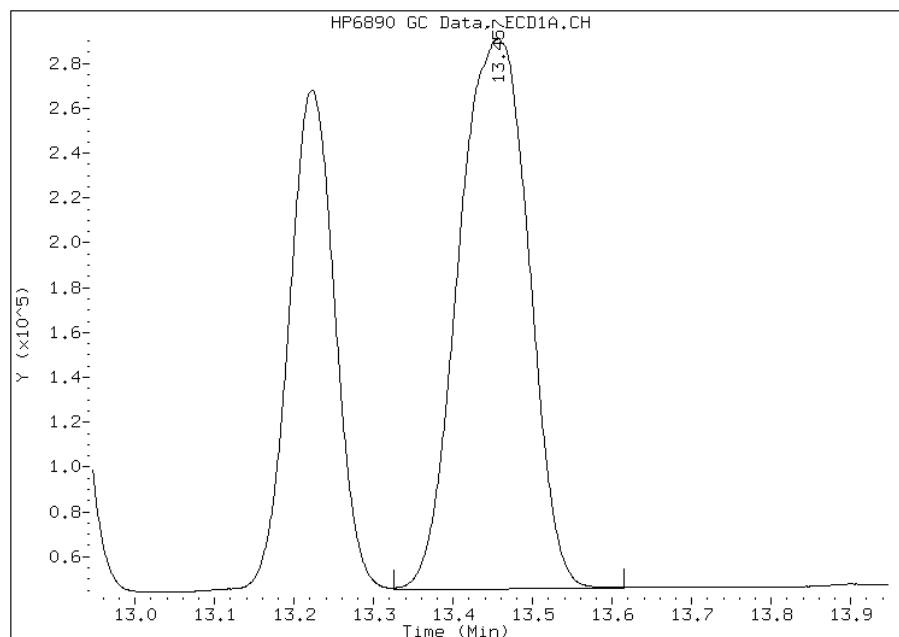


# Manual Integration Report

Data File: W0420076.D  
Inj. Date and Time: 04-APR-2012 12:02  
Instrument ID: gc12.i  
Client ID:  
Compound: 45 BZ #156  
CAS #: 38380-08-4  
Report Date: 04/05/2012

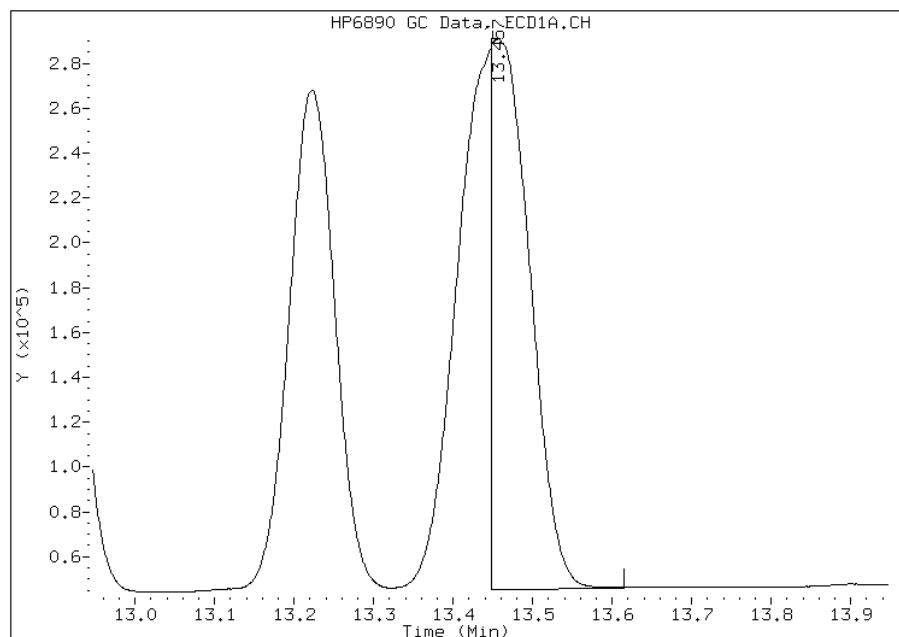
## Processing Integration Results

RT: 13.46  
Response: 245677  
Amount: 0.02  
Conc: 0.02



## Manual Integration Results

RT: 13.46  
Response: 245678  
Amount: 0.02  
Conc: 0.02



Manually Integrated By: eppinged  
Modification Date: 04-Apr-2012 13:13  
Manual Integration Reason: Peak Split

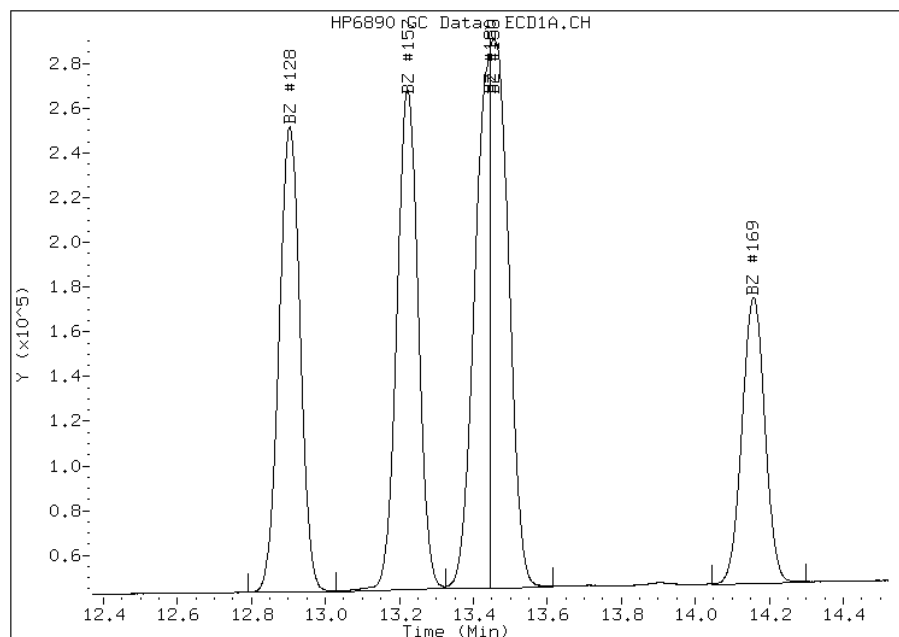
# Manual Integration Report

Data File: W0420076.D  
Inj. Date and Time: 04-APR-2012 12:02  
Instrument ID: gc12.i  
Client ID:  
Compound: 46 BZ #180  
CAS #: 35065-29-3  
Report Date: 04/05/2012

## Processing Integration Results

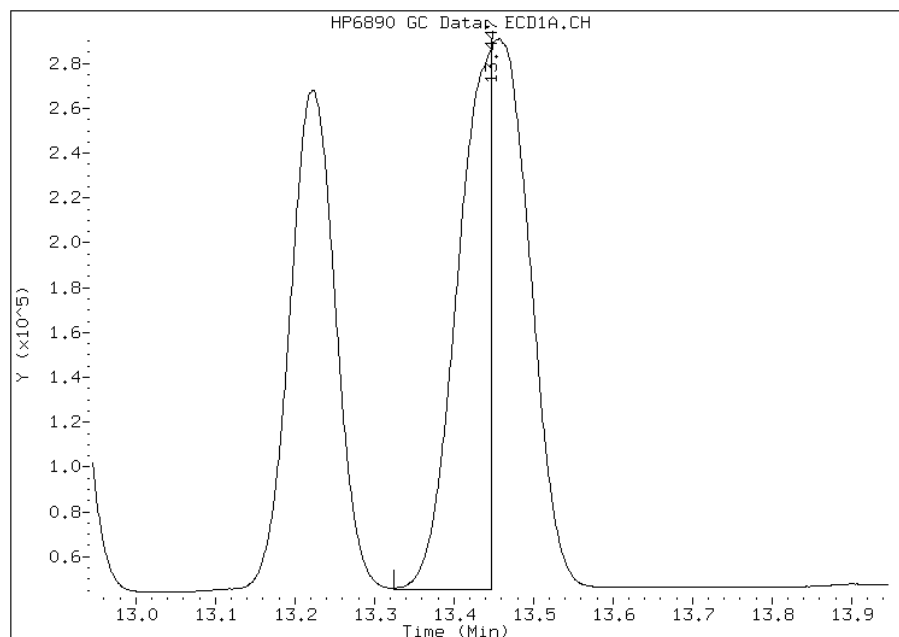
Not Detected

Expected RT: 13.45



## Manual Integration Results

RT: 13.45  
Response: 241530  
Amount: 0.02  
Conc: 0.02



Manually Integrated By: eppinged  
Modification Date:  
Manual Integration Reason: Peak Split

FORM VII  
GC SEMI VOA CONTINUING CALIBRATION DATA

Lab Name: TestAmerica Pittsburgh Job No.: 180-9654-1  
 SDG No.: \_\_\_\_\_  
 Lab Sample ID: CCVRT 180-33393/1 Calibration Date: 04/16/2012 09:23  
 Instrument ID: GC12 Calib Start Date: 04/04/2012 09:29  
 GC Column: RTX-1701 ID: 0.53 (mm) Calib End Date: 04/04/2012 11:37  
 Lab File ID: X0420264.D Conc. Units: ng/uL

ANALYTE	CURVE TYPE	AVE CF	CF	MIN CF	CALC AMOUNT	SPIKE AMOUNT	%D	MAX %D
PCB-8	Ave	3621583	3000200		0.00414	0.00500	-17.2	20.0
PCB-18	Ave	5136642	4489000		0.00437	0.00500	-12.6	20.0
PCB-28	Ave	7521067	6422600		0.00427	0.00500	-14.6	20.0
PCB-52	Ave	6985433	6215800		0.00445	0.00500	-11.0	20.0
PCB-49	Ave	8280350	7420400		0.00448	0.00500	-10.4	20.0
PCB-44	Ave	8077358	7143600		0.00442	0.00500	-11.6	20.0
PCB-66	Ave	6602025	5946600		0.00450	0.00500	-9.9	20.0
PCB-101	Ave	11588058	10817800		0.00467	0.00500	-6.6	20.0
PCB-90	Ave	11600558	10817800		0.00466	0.00500	-6.7	20.0
PCB-87	Ave	7964950	7471400		0.00469	0.00500	-6.2	20.0
PCB-77	Ave	3225892	2881800		0.00447	0.00500	-10.7	20.0
PCB-118	Ave	12067650	11759000		0.00487	0.00500	-2.6	20.0
PCB-184	Ave	15047458	14326800		0.00476	0.00500	-4.8	20.0
PCB-153	Ave	7503450	7196000		0.00480	0.00500	-4.1	20.0
PCB-105	Ave	8232175	7642400		0.00464	0.00500	-7.2	20.0
PCB-138	Ave	8532258	8043800		0.00471	0.00500	-5.7	20.0
PCB-187	Ave	7418233	7031800		0.00474	0.00500	-5.2	20.0
PCB-183	Ave	8676750	8191400		0.00472	0.00500	-5.6	20.0
PCB-126	Ave	4772242	4302200		0.00451	0.00500	-9.8	20.0
PCB-128	Ave	9465767	8996800		0.00475	0.00500	-5.0	20.0
PCB-156	Ave	9125250	8661800		0.00475	0.00500	-5.1	20.0
PCB-180	Ave	15992383	15234400		0.00476	0.00500	-4.7	20.0
PCB-170	Ave	8994592	8625600		0.00479	0.00500	-4.1	20.0
PCB-169	Ave	5398000	4994600		0.00463	0.00500	-7.5	20.0
PCB-195	Ave	9102575	8650000		0.00475	0.00500	-5.0	20.0
PCB-206	Ave	12066550	12717800		0.00527	0.00500	5.4	20.0
PCB 209	Ave	10128858	10555000		0.00521	0.00500	4.2	20.0
Tetrachloro-m-xylene	Ave	24161937	21817576		0.00745	0.00825	-9.7	20.0
PCB-205	Ave	10655317	10505000		0.00493	0.00500	-1.4	20.0

FORM VII  
GC SEMI VOA CONTINUING CALIBRATION RETENTION TIME SUMMARY

Lab Name: TestAmerica Pittsburgh Job No.: 180-9654-1  
 SDG No.: \_\_\_\_\_  
 Lab Sample ID: CCVRT 180-33393/1 Calibration Date: 04/16/2012 09:23  
 Instrument ID: GC12 Calib Start Date: 04/04/2012 09:29  
 GC Column: RTX-1701 ID: 0.53 (mm) Calib End Date: 04/04/2012 11:37  
 Lab File ID: X0420264.D

Analyte	RT	RT WINDOW	
		TO	FROM
PCB-8	6.22	6.17	6.27
PCB-18	6.66	6.61	6.71
PCB-28	7.25	7.20	7.30
PCB-52	7.70	7.65	7.75
PCB-49	7.74	7.69	7.79
PCB-44	8.11	8.06	8.16
PCB-66	8.84	8.79	8.89
PCB-101	9.12	9.07	9.17
PCB-90	9.12	9.07	9.17
PCB-87	9.83	9.78	9.88
PCB-77	10.36	10.31	10.41
PCB-118	10.63	10.58	10.68
PCB-184	10.75	10.70	10.80
PCB-153	10.94	10.89	10.99
PCB-105	11.44	11.39	11.49
PCB-138	11.81	11.76	11.86
PCB-187	11.98	11.93	12.03
PCB-183	12.10	12.05	12.15
PCB-126	12.44	12.39	12.49
PCB-128	12.74	12.69	12.79
PCB-156	13.37	13.32	13.42
PCB-180	13.59	13.54	13.64
PCB-170	14.66	14.61	14.71
PCB-169	14.76	14.71	14.81
PCB-195	15.84	15.79	15.89
PCB-206	17.11	17.06	17.16
PCB 209	17.42	17.37	17.47
Tetrachloro-m-xylene	5.70	5.65	5.75
PCB-205	16.63	16.58	16.68

TestAmerica Pittsburgh

Data file : \\pitsvr06\d\chem\gc12.i\04162X.b\X0420264.D  
 Lab Smp Id: CCVRT 271948  
 Inj Date : 16-APR-2012 09:23  
 Operator : 01797 Inst ID: gc12.i  
 Smp Info : 04162X.b  
 Misc Info : CCVRT 271948  
 Comment : 8082 PCB ANALYSIS  
 Method : \\pitsvr06\d\chem\gc12.i\04162X.b\Tcon1b.m  
 Meth Date : 16-Apr-2012 09:55 gc12.i Quant Type: ESTD  
 Cal Date : 04-APR-2012 11:37 Cal File: X0420076.D  
 Als bottle: 1 Continuing Calibration Sample  
 Dil Factor: 1.00000  
 Integrator: Falcon Compound Sublist: MDL1.sub  
 Target Version: 4.14  
 Processing Host: PITPC-509

Compounds	RT	EXP RT	DLT RT	RESPONSE	AMOUNTS	
					CAL-AMT ( ng)	ON-COL ( ng)
\$ 3 TCMX	5.695	5.695	0.000	179995	0.00825	0.0074495
4 BZ #8	6.222	6.222	0.000	15001	0.00500	0.0041421
6 BZ #18	6.661	6.661	0.000	22445	0.00500	0.0043696
9 BZ #28	7.254	7.254	0.000	32113	0.00500	0.0042697
10 BZ #52	7.702	7.702	0.000	31079	0.00500	0.0044491
11 BZ #49	7.744	7.744	0.000	37102	0.00500	0.0044807
12 BZ #44	8.110	8.110	0.000	35718	0.00500	0.0044220
16 BZ #66	8.840	8.840	0.000	29733	0.00500	0.0045036
17 BZ #90	9.123	9.123	0.000	54089	0.00500	0.0046626(M)
18 BZ #101	9.123	9.123	0.000	54089	0.00500	0.0046676(M)
22 BZ #87	9.828	9.828	0.000	37357	0.00500	0.0046902
23 BZ #81	10.012	10.012	0.000	21295	0.00500	0.0044167
26 BZ #77	10.356	10.356	0.000	14409	0.00500	0.0044667
28 BZ #123	10.522	10.522	0.000	33293	0.00500	0.0046367
30 BZ #184	10.747	10.747	0.000	71634	0.00500	0.0047605
29 BZ #118	10.632	10.632	0.000	58795	0.00500	0.0048721
32 BZ #114	10.869	10.869	0.000	46827	0.00500	0.0046155
33 BZ #153	10.941	10.941	0.000	35980	0.00500	0.0047951
36 BZ #105	11.442	11.442	0.000	38212	0.00500	0.0046418
37 BZ #138	11.811	11.811	0.000	40219	0.00500	0.0047138
39 BZ #187	11.983	11.983	0.000	35159	0.00500	0.0047395
40 BZ #183	12.096	12.096	0.000	40957	0.00500	0.0047203
41 BZ #126	12.437	12.437	0.000	21511	0.00500	0.0045075
42 BZ #167	12.595	12.595	0.000	31338	0.00500	0.0046169
44 BZ #128	12.742	12.742	0.000	44984	0.00500	0.0047523
46 BZ #156	13.370	13.370	0.000	43309	0.00500	0.0047461
48 BZ #180	13.588	13.588	0.000	76172	0.00500	0.0047630
47 BZ #157	Compound Not Detected.					
51 BZ #170	14.656	14.656	0.000	43128	0.00500	0.0047949
52 BZ #169	14.759	14.759	0.000	24973	0.00500	0.0046263
54 BZ #189	15.650	15.650	0.000	37227	0.00500	0.0046311
55 BZ #195	15.837	15.837	0.000	43250	0.00500	0.0047514
\$ 116 BZ #205	16.629	16.629	0.000	52525	0.00500	0.0049295

Compounds	RT	EXP RT	DLT RT	RESPONSE	AMOUNTS	
					CAL-AMT ( ng)	ON-COL ( ng)
=====	====	=====	=====	=====	=====	=====
57 BZ #206	17.110	17.110	0.000	63589	0.00500	0.0052698
58 BZ #209	17.417	17.417	0.000	52775	0.00500	0.0052104

QC Flag Legend

M - Compound response manually integrated.

Data File: X0420264.D

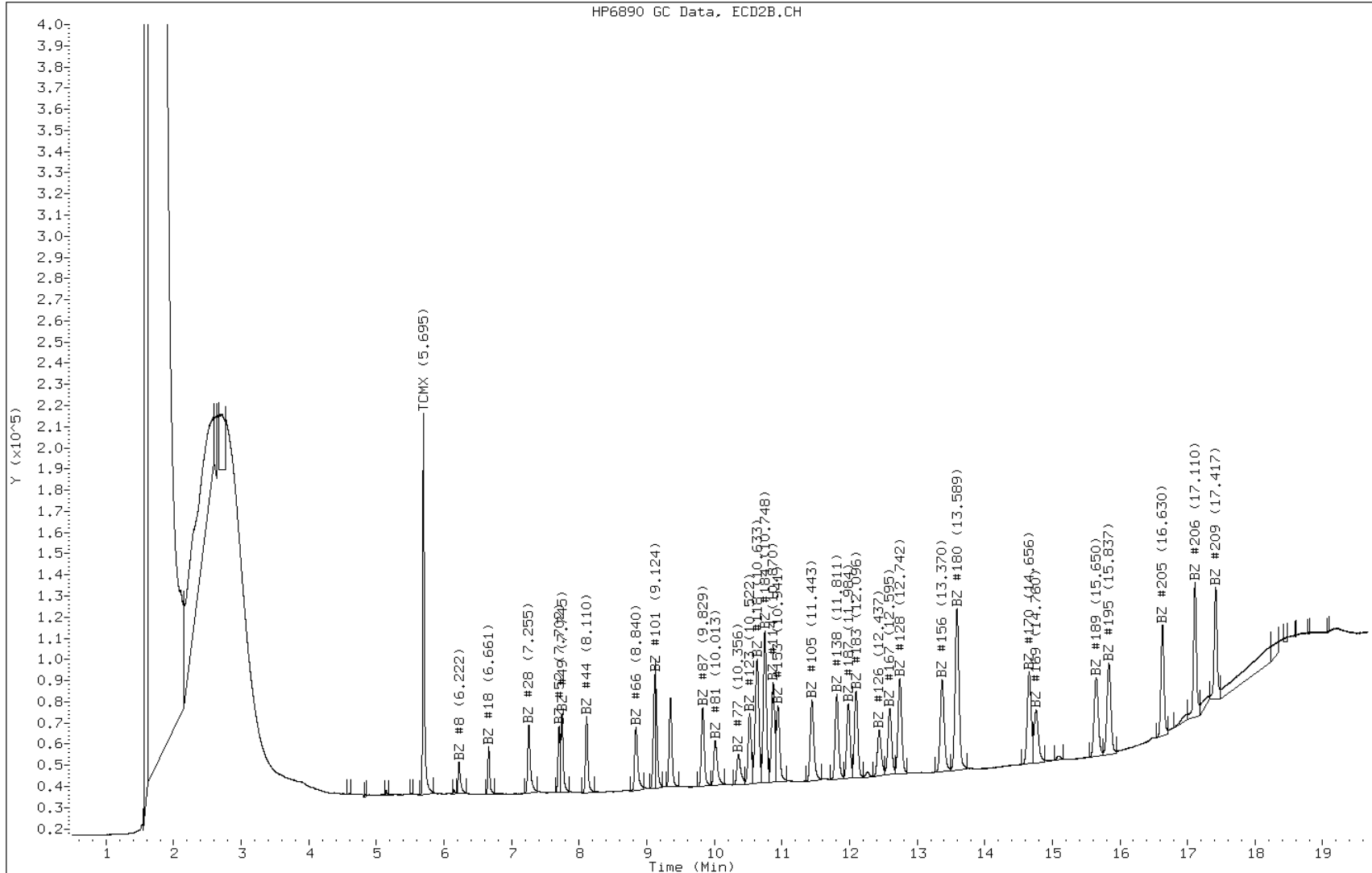
Date: 16-APR-2012 09:23

Client ID:

Instrument: gc12.i

Sample Info: 04162X.b

Operator: 01797



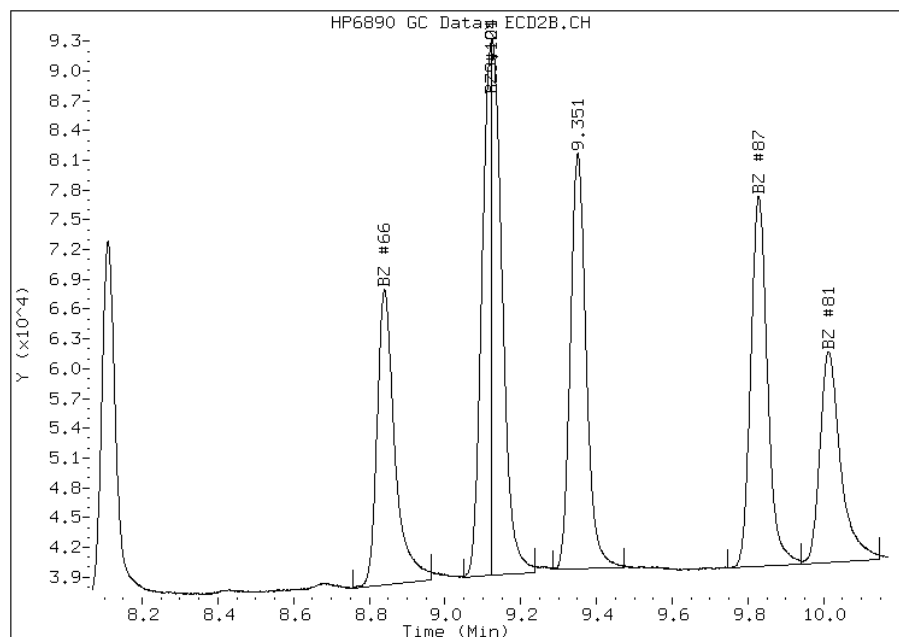
# Manual Integration Report

Data File: X0420264.D  
Inj. Date and Time: 16-APR-2012 09:23  
Instrument ID: gc12.i  
Client ID:  
Compound: 17 BZ #90  
CAS #: 68194-07-0  
Report Date: 04/17/2012

## Processing Integration Results

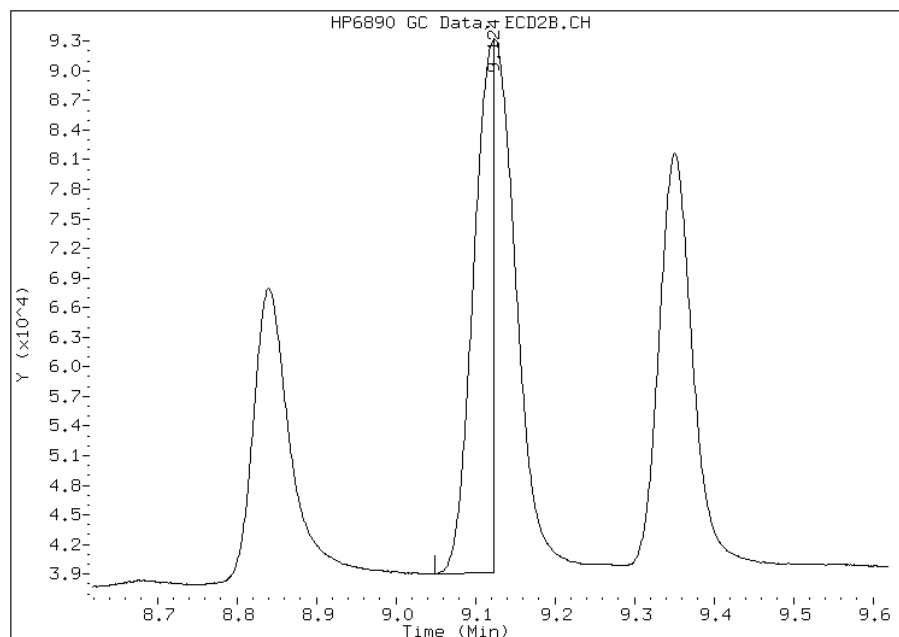
Not Detected

Expected RT: 9.12



## Manual Integration Results

RT: 9.12  
Response: 54089  
Amount: 0.00  
Conc: 0.00



Manually Integrated By: eppinged  
Modification Date:  
Manual Integration Reason: Peak Split

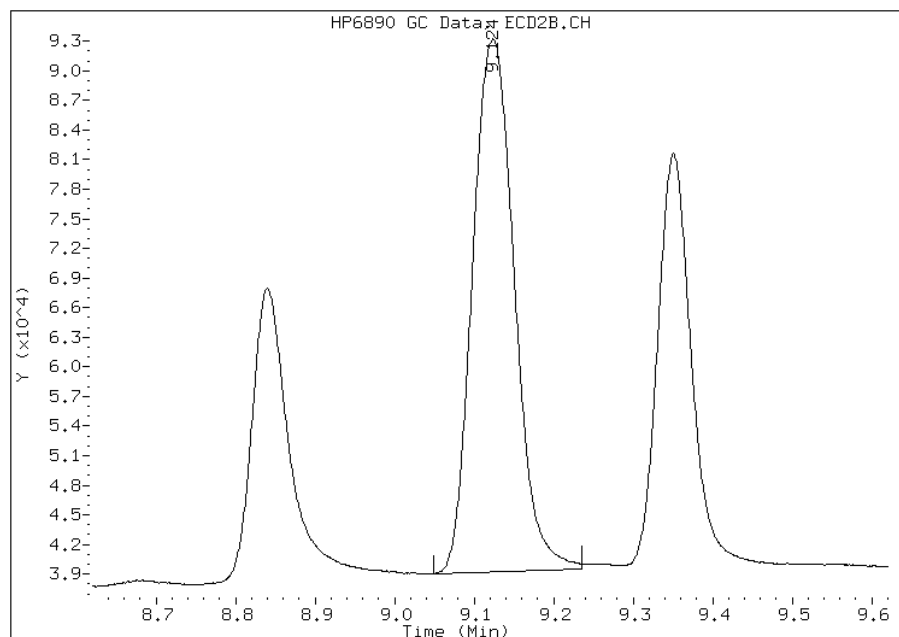


# Manual Integration Report

Data File: X0420264.D  
Inj. Date and Time: 16-APR-2012 09:23  
Instrument ID: gc12.i  
Client ID:  
Compound: 18 BZ #101  
CAS #: 37680-73-2  
Report Date: 04/17/2012

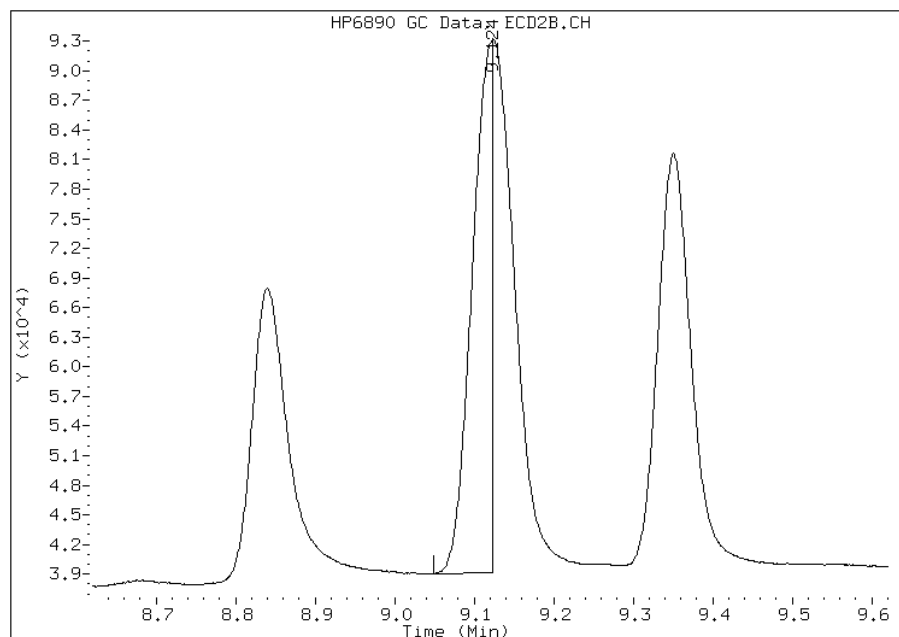
## Processing Integration Results

RT: 9.12  
Response: 54090  
Amount: 0.00  
Conc: 0.00



## Manual Integration Results

RT: 9.12  
Response: 54089  
Amount: 0.00  
Conc: 0.00



Manually Integrated By: eppinged  
Modification Date: 16-Apr-2012 09:54  
Manual Integration Reason: Peak Split

FORM VII  
GC SEMI VOA CONTINUING CALIBRATION DATA

Lab Name: TestAmerica Pittsburgh Job No.: 180-9654-1  
 SDG No.: \_\_\_\_\_  
 Lab Sample ID: CCVRT 180-33392/1 Calibration Date: 04/16/2012 09:49  
 Instrument ID: GC12 Calib Start Date: 04/04/2012 09:55  
 GC Column: Rxi-50 ID: 0.53 (mm) Calib End Date: 04/04/2012 12:02  
 Lab File ID: W0420264.D Conc. Units: ng/uL

ANALYTE	CURVE TYPE	AVE CF	CF	MIN CF	CALC AMOUNT	SPIKE AMOUNT	%D	MAX %D
PCB-8	Ave	6366158	6000200		0.00471	0.00500	-5.7	20.0
PCB-18	Ave	6414058	5984400		0.00467	0.00500	-6.7	20.0
PCB-28	Ave	12560400	11836000		0.00471	0.00500	-5.8	20.0
PCB-52	Ave	8031633	7694600		0.00479	0.00500	-4.2	20.0
PCB-49	Ave	9359383	8898400		0.00475	0.00500	-4.9	20.0
PCB-44	Ave	9274225	8658400		0.00467	0.00500	-6.6	20.0
PCB-66	Ave	9390200	9239800		0.00492	0.00500	-1.6	20.0
PCB-101	Ave	15573067	15213600		0.00488	0.00500	-2.3	20.0
PCB-87	Ave	9753858	9757000		0.00500	0.00500	0.0	20.0
PCB-77	Ave	5459433	5297600		0.00485	0.00500	-3.0	20.0
PCB-118	Ave	8645483	8728600		0.00505	0.00500	1.0	20.0
PCB-90	Ave	17414000	17558200		0.00504	0.00500	0.8	20.0
PCB-153	Ave	8292425	8206400		0.00495	0.00500	-1.0	20.0
PCB-184	Ave	20211817	20181400		0.00499	0.00500	-0.2	20.0
PCB-105	Ave	10742242	10780400		0.00502	0.00500	0.4	20.0
PCB-138	Ave	9651858	9727200		0.00504	0.00500	0.8	20.0
PCB-187	Ave	7778092	7924600		0.00509	0.00500	1.9	20.0
PCB-126	Ave	6901767	6910400		0.00501	0.00500	0.1	20.0
PCB-183	Ave	9477000	9911400		0.00523	0.00500	4.6	20.0
PCB-128	Ave	10331367	10431400		0.00505	0.00500	1.0	20.0
PCB-180	Ave	12095383	12342000		0.00510	0.00500	2.0	20.0
PCB-156	Ave	12167267	12349600		0.00507	0.00500	1.5	20.0
PCB-169	Ave	6611692	6613800		0.00500	0.00500	0.0	20.0
PCB-170	Ave	9245258	9610200		0.00520	0.00500	3.9	20.0
PCB-195	Ave	9626867	10108400		0.00525	0.00500	5.0	20.0
PCB-206	Ave	11951217	13036200		0.00545	0.00500	9.1	20.0
PCB 209	Ave	8807125	9223400		0.00524	0.00500	4.7	20.0
Tetrachloro-m-xylene	Ave	34464590	34165818		0.00818	0.00825	-0.9	20.0
PCB-205	Ave	10862392	11112600		0.00512	0.00500	2.3	20.0

FORM VII  
GC SEMI VOA CONTINUING CALIBRATION RETENTION TIME SUMMARY

Lab Name: TestAmerica Pittsburgh Job No.: 180-9654-1  
 SDG No.: \_\_\_\_\_  
 Lab Sample ID: CCVRT 180-33392/1 Calibration Date: 04/16/2012 09:49  
 Instrument ID: GC12 Calib Start Date: 04/04/2012 09:55  
 GC Column: Rxi-50 ID: 0.53 (mm) Calib End Date: 04/04/2012 12:02  
 Lab File ID: W0420264.D

Analyte	RT	RT WINDOW	
		TO	FROM
PCB-8	5.97	5.89	6.04
PCB-18	6.45	6.37	6.52
PCB-28	6.95	6.87	7.02
PCB-52	7.42	7.35	7.50
PCB-49	7.48	7.41	7.56
PCB-44	7.93	7.85	8.00
PCB-66	8.52	8.45	8.60
PCB-101	8.84	8.77	8.92
PCB-87	9.68	9.61	9.76
PCB-77	9.94	9.87	10.02
PCB-118	10.29	10.21	10.36
PCB-90	10.35	10.27	10.42
PCB-153	10.63	10.56	10.71
PCB-184	10.74	10.67	10.82
PCB-105	11.31	11.24	11.39
PCB-138	11.72	11.64	11.79
PCB-187	11.89	11.82	11.97
PCB-126	11.97	11.90	12.05
PCB-183	12.04	11.97	12.12
PCB-128	12.87	12.80	12.95
PCB-180	13.42	13.34	13.49
PCB-156	13.42	13.34	13.49
PCB-169	14.13	14.06	14.21
PCB-170	14.77	14.69	14.84
PCB-195	16.19	16.11	16.26
PCB-206	17.20	17.13	17.28
PCB 209	17.75	17.68	17.83
Tetrachloro-m-xylene	5.37	5.30	5.45
PCB-205	16.55	16.47	16.62

TestAmerica Pittsburgh

Data file : \\pitsvr06\d\chem\gc12.i\04162W.b\W0420264.D  
Lab Smp Id: CCVRT 271948  
Inj Date : 16-APR-2012 09:49  
Operator : 01797 Inst ID: gc12.i  
Smp Info : 04162W.b  
Misc Info : CCVRT 271948  
Comment : 8082 PCB ANALYSIS  
Method : \\pitsvr06\d\chem\gc12.i\04162W.b\Tcon1a.m  
Meth Date : 16-Apr-2012 10:39 gc12.i Quant Type: ESTD  
Cal Date : 04-APR-2012 12:02 Cal File: W0420076.D  
Als bottle: 1 Continuing Calibration Sample  
Dil Factor: 1.00000  
Integrator: Falcon Compound Sublist: MDL1.sub  
Target Version: 4.14  
Processing Host: PITPC-509

Compounds	RT	EXP RT	DLT RT	RESPONSE	AMOUNTS	
					CAL-AMT ( ng)	ON-COL ( ng)
\$ 113 TCMX	5.370	5.370	0.000	281868	0.00825	0.0081785
4 BZ #8	5.965	5.965	0.000	30001	0.00500	0.0047126
6 BZ #18	6.447	6.447	0.000	29922	0.00500	0.0046651
8 BZ #28	6.945	6.945	0.000	59180	0.00500	0.0047116
10 BZ #52	7.421	7.421	0.000	38473	0.00500	0.0047902
11 BZ #49	7.481	7.481	0.000	44492	0.00500	0.0047537
12 BZ #44	7.927	7.927	0.000	43292	0.00500	0.0046680
16 BZ #66	8.523	8.523	0.000	46199	0.00500	0.0049199
17 BZ #101	8.843	8.843	0.000	76068	0.00500	0.0048846
22 BZ #81	9.640	9.640	0.000	39853	0.00500	0.0049149
23 BZ #87	9.680	9.680	0.000	48785	0.00500	0.0050016
25 BZ #77	9.943	9.943	0.000	26488	0.00500	0.0048518
27 BZ #123	10.206	10.206	0.000	46051	0.00500	0.0049557
18 BZ #90	10.348	10.348	0.000	87791	0.00500	0.0050414
28 BZ #118	10.288	10.288	0.000	43643	0.00500	0.0050481
30 BZ #153	10.632	10.632	0.000	41032	0.00500	0.0049481
33 BZ #184	10.740	10.740	0.000	100907	0.00500	0.0049925
32 BZ #114	9.087	9.087	0.000	51401	0.00500	0.0049374
35 BZ #105	11.310	11.310	0.000	53902	0.00500	0.0050178
36 BZ #138	11.718	11.718	0.000	48636	0.00500	0.0050390
38 BZ #187	11.894	11.894	0.000	39623	0.00500	0.0050942
43 BZ #126	11.974	11.974	0.000	34552	0.00500	0.0050062
39 BZ #183	12.042	12.042	0.000	49557	0.00500	0.0052292
40 BZ #167	12.173	12.173	0.000	40621	0.00500	0.0049874
42 BZ #128	12.874	12.874	0.000	52157	0.00500	0.0050484
45 BZ #156	13.423	13.423	0.000	61748	0.00500	0.0050749(M)
46 BZ #180	13.422	13.422	0.000	61710	0.00500	0.0051019(M)
47 BZ #157	13.193	13.193	0.000	54051	0.00500	0.0050043
49 BZ #169	14.130	14.130	0.000	33069	0.00500	0.0050016
51 BZ #170	14.765	14.765	0.000	48051	0.00500	0.0051974
52 BZ #189	15.329	15.329	0.000	44058	0.00500	0.0050668
54 BZ #195	16.185	16.185	0.000	50542	0.00500	0.0052501
\$ 115 BZ #205	16.547	16.547	0.000	55563	0.00500	0.0051152

Compounds	RT	EXP RT	DLT RT	RESPONSE	AMOUNTS	
					CAL-AMT ( ng)	ON-COL ( ng)
=====	====	=====	=====	=====	=====	=====
56 BZ #206	17.204	17.204	0.000	65181	0.00500	0.0054539
57 BZ #209	17.754	17.754	0.000	46117	0.00500	0.0052363

QC Flag Legend

M - Compound response manually integrated.

Data File: W0420264.D

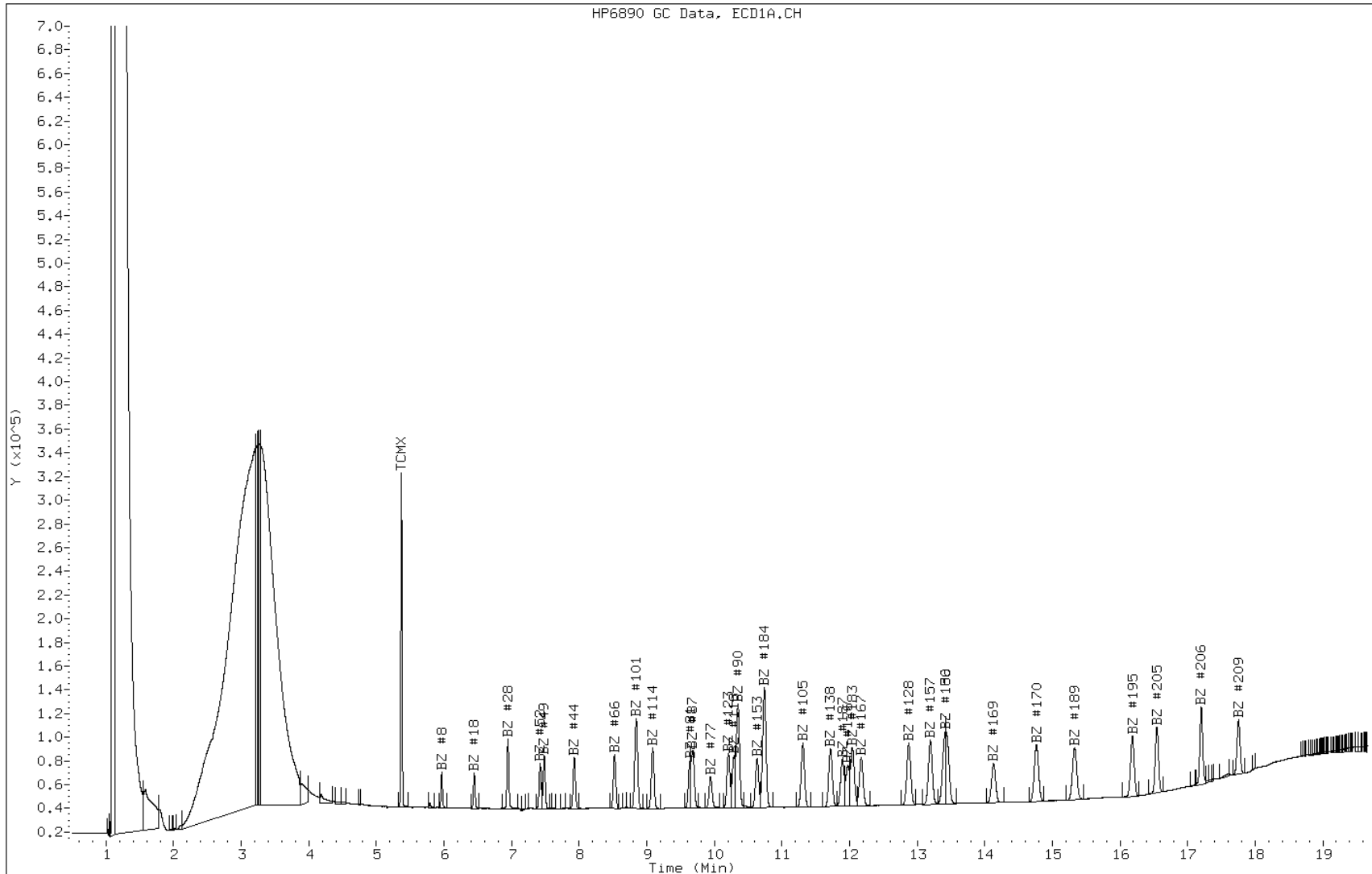
Date: 16-APR-2012 09:49

Client ID:

Instrument: gc12.i

Sample Info: 04162W.b

Operator: 01797



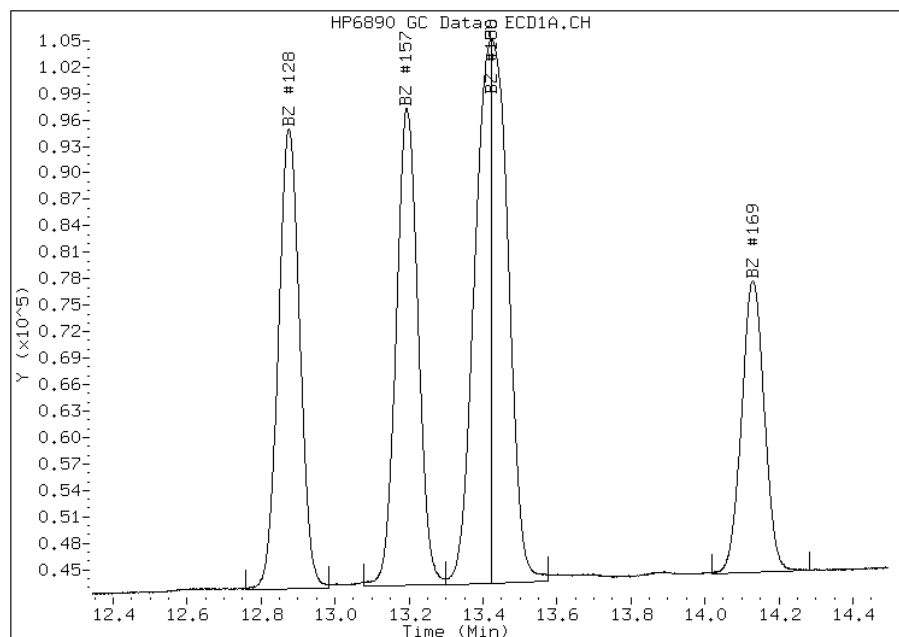
# Manual Integration Report

Data File: W0420264.D  
Inj. Date and Time: 16-APR-2012 09:49  
Instrument ID: gc12.i  
Client ID:  
Compound: 45 BZ #156  
CAS #: 38380-08-4  
Report Date: 04/17/2012

## Processing Integration Results

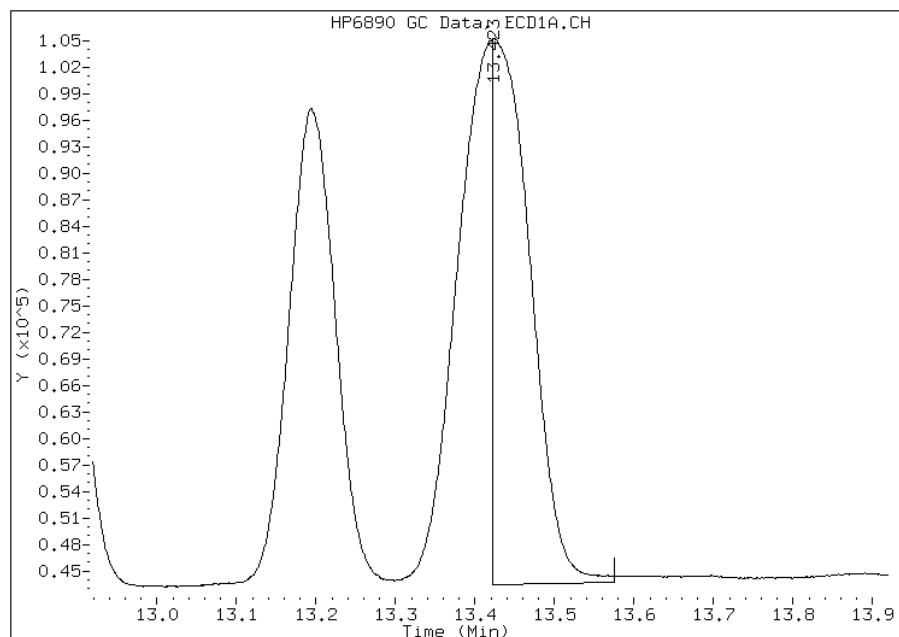
Not Detected

Expected RT: 13.42



## Manual Integration Results

RT: 13.42  
Response: 61748  
Amount: 0.01  
Conc: 0.01



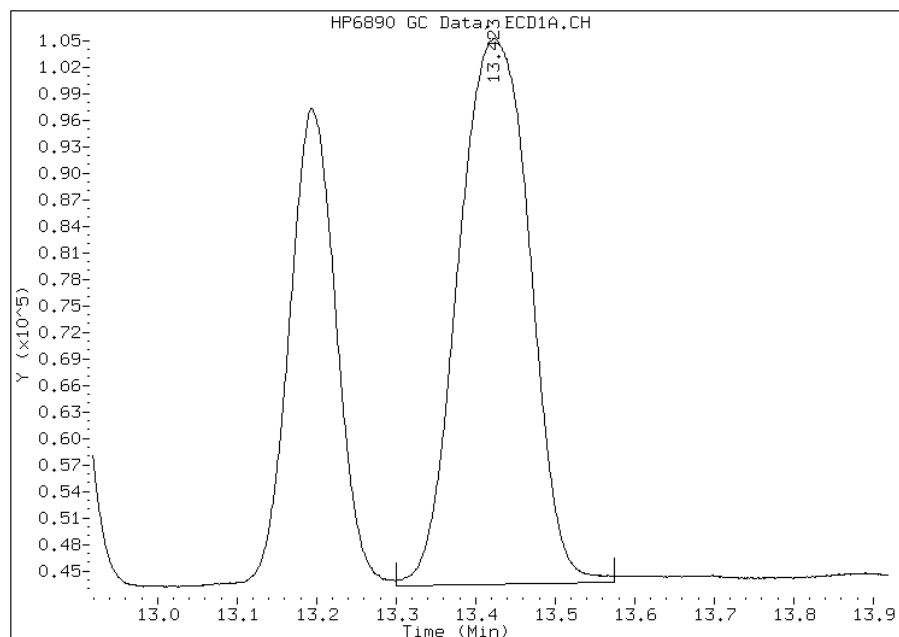
Manually Integrated By: eppinged  
Modification Date:  
Manual Integration Reason: Peak Split

# Manual Integration Report

Data File: W0420264.D  
Inj. Date and Time: 16-APR-2012 09:49  
Instrument ID: gc12.i  
Client ID:  
Compound: 46 BZ #180  
CAS #: 35065-29-3  
Report Date: 04/17/2012

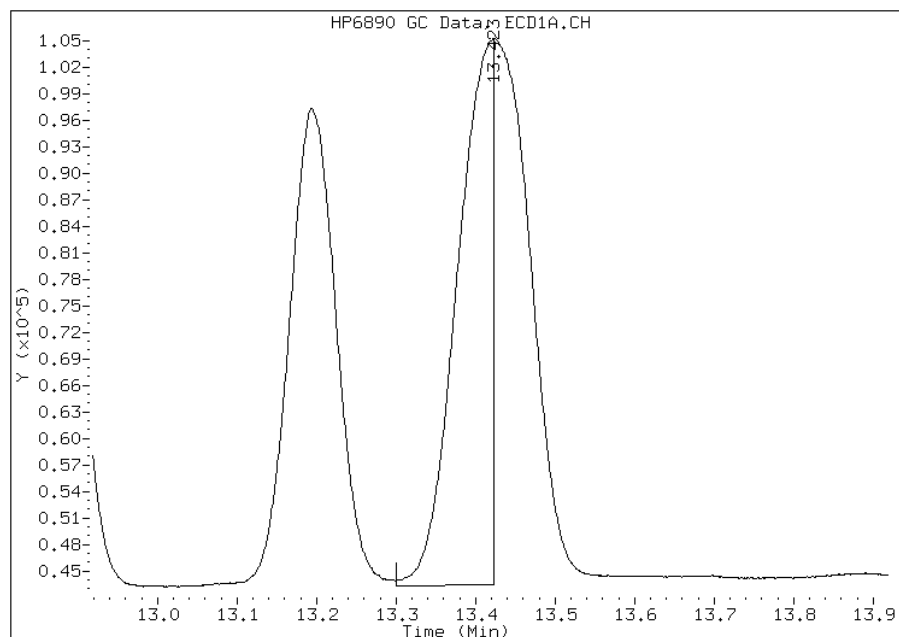
## Processing Integration Results

RT: 13.42  
Response: 61749  
Amount: 0.01  
Conc: 0.01



## Manual Integration Results

RT: 13.42  
Response: 61710  
Amount: 0.01  
Conc: 0.01



Manually Integrated By: eppinged  
Modification Date: 16-Apr-2012 10:39  
Manual Integration Reason: Peak Split



FORM VII  
GC SEMI VOA CONTINUING CALIBRATION DATA

Lab Name: TestAmerica Pittsburgh Job No.: 180-9654-1  
 SDG No.: \_\_\_\_\_  
 Lab Sample ID: CCV 180-33393/4 Calibration Date: 04/16/2012 10:40  
 Instrument ID: GC12 Calib Start Date: 04/04/2012 09:29  
 GC Column: RTX-1701 ID: 0.53 (mm) Calib End Date: 04/04/2012 11:37  
 Lab File ID: X0420267.D Conc. Units: ng/uL

ANALYTE	CURVE TYPE	AVE CF	CF	MIN CF	CALC AMOUNT	SPIKE AMOUNT	%D	MAX %D
PCB-8	Ave	3621583	2925600		0.00404	0.00500	-19.2	20.0
PCB-18	Ave	5136642	4542400		0.00442	0.00500	-11.6	20.0
PCB-28	Ave	7521067	6258200		0.00416	0.00500	-16.8	20.0
PCB-52	Ave	6985433	6272600		0.00449	0.00500	-10.2	20.0
PCB-49	Ave	8280350	7457200		0.00450	0.00500	-9.9	20.0
PCB-44	Ave	8077358	7257200		0.00449	0.00500	-10.2	20.0
PCB-66	Ave	6602025	6050600		0.00458	0.00500	-8.4	20.0
PCB-90	Ave	11600558	10869000		0.00468	0.00500	-6.3	20.0
PCB-101	Ave	11588058	10854000		0.00468	0.00500	-6.3	20.0
PCB-87	Ave	7964950	7453400		0.00468	0.00500	-6.4	20.0
PCB-77	Ave	3225892	2924200		0.00453	0.00500	-9.4	20.0
PCB-118	Ave	12067650	11875400		0.00492	0.00500	-1.6	20.0
PCB-184	Ave	15047458	14333000		0.00476	0.00500	-4.7	20.0
PCB-153	Ave	7503450	7312000		0.00487	0.00500	-2.6	20.0
PCB-105	Ave	8232175	7764600		0.00472	0.00500	-5.7	20.0
PCB-138	Ave	8532258	8139200		0.00477	0.00500	-4.6	20.0
PCB-187	Ave	7418233	7086000		0.00478	0.00500	-4.5	20.0
PCB-183	Ave	8676750	8384200		0.00483	0.00500	-3.4	20.0
PCB-126	Ave	4772242	4354800		0.00456	0.00500	-8.7	20.0
PCB-128	Ave	9465767	9072200		0.00479	0.00500	-4.2	20.0
PCB-156	Ave	9125250	8719600		0.00478	0.00500	-4.4	20.0
PCB-180	Ave	15992383	15494600		0.00484	0.00500	-3.1	20.0
PCB-170	Ave	8994592	8614400		0.00479	0.00500	-4.2	20.0
PCB-169	Ave	5398000	5088200		0.00471	0.00500	-5.7	20.0
PCB-195	Ave	9102575	8748600		0.00481	0.00500	-3.9	20.0
PCB-206	Ave	12066550	12382000		0.00513	0.00500	2.6	20.0
PCB 209	Ave	10128858	10371600		0.00512	0.00500	2.4	20.0
Tetrachloro-m-xylene	Ave	24161937	21271152		0.00726	0.00825	-12.0	20.0
PCB-205	Ave	10655317	10447400		0.00490	0.00500	-2.0	20.0

FORM VII  
GC SEMI VOA CONTINUING CALIBRATION RETENTION TIME SUMMARY

Lab Name: TestAmerica Pittsburgh Job No.: 180-9654-1  
 SDG No.: \_\_\_\_\_  
 Lab Sample ID: CCV 180-33393/4 Calibration Date: 04/16/2012 10:40  
 Instrument ID: GC12 Calib Start Date: 04/04/2012 09:29  
 GC Column: RTX-1701 ID: 0.53 (mm) Calib End Date: 04/04/2012 11:37  
 Lab File ID: X0420267.D

Analyte	RT	RT WINDOW	
		TO	FROM
PCB-8	6.22	6.17	6.27
PCB-18	6.66	6.61	6.71
PCB-28	7.25	7.20	7.30
PCB-52	7.70	7.65	7.75
PCB-49	7.74	7.69	7.79
PCB-44	8.11	8.06	8.16
PCB-66	8.84	8.79	8.89
PCB-90	9.12	9.07	9.17
PCB-101	9.12	9.07	9.17
PCB-87	9.83	9.78	9.88
PCB-77	10.36	10.31	10.41
PCB-118	10.63	10.58	10.68
PCB-184	10.75	10.70	10.80
PCB-153	10.94	10.89	10.99
PCB-105	11.44	11.39	11.49
PCB-138	11.81	11.76	11.86
PCB-187	11.98	11.93	12.03
PCB-183	12.10	12.05	12.15
PCB-126	12.44	12.39	12.49
PCB-128	12.74	12.69	12.79
PCB-156	13.37	13.32	13.42
PCB-180	13.59	13.54	13.64
PCB-170	14.66	14.61	14.71
PCB-169	14.76	14.71	14.81
PCB-195	15.84	15.79	15.89
PCB-206	17.11	17.06	17.16
PCB 209	17.42	17.37	17.47
Tetrachloro-m-xylene	5.70	5.65	5.75
PCB-205	16.63	16.58	16.68

TestAmerica Pittsburgh

Data file : \\pitsvr06\d\chem\gc12.i\04162X.b\X0420267.D  
 Lab Smp Id: CCV 271948  
 Inj Date : 16-APR-2012 10:40  
 Operator : 01797 Inst ID: gc12.i  
 Smp Info : 04162X.b  
 Misc Info : CCV 271948  
 Comment : 8082 PCB ANALYSIS  
 Method : \\pitsvr06\d\chem\gc12.i\04162X.b\Tcon1b.m  
 Meth Date : 16-Apr-2012 11:10 gc12.i Quant Type: ESTD  
 Cal Date : 04-APR-2012 11:37 Cal File: X0420076.D  
 Als bottle: 1 Continuing Calibration Sample  
 Dil Factor: 1.00000  
 Integrator: Falcon Compound Sublist: MDL1.sub  
 Target Version: 4.14  
 Processing Host: PITPC-509

Compounds	RT	EXP RT	DLT RT	RESPONSE	AMOUNTS	
					CAL-AMT ( ng)	ON-COL ( ng)
\$ 3 TCMX	5.695	5.695	0.000	175487	0.00825	0.0072630
4 BZ #8	6.221	6.222	-0.001	14628	0.00500	0.0040391
6 BZ #18	6.660	6.661	-0.001	22712	0.00500	0.0044216
9 BZ #28	7.253	7.254	-0.001	31291	0.00500	0.0041604
10 BZ #52	7.700	7.702	-0.002	31363	0.00500	0.0044898
11 BZ #49	7.744	7.744	0.000	37286	0.00500	0.0045029
12 BZ #44	8.109	8.110	-0.001	36286	0.00500	0.0044923
16 BZ #66	8.840	8.840	0.000	30253	0.00500	0.0045824
17 BZ #90	9.121	9.121	0.000	54345	0.00500	0.0046847(M)
18 BZ #101	9.123	9.123	0.000	54270	0.00500	0.0046833(M)
22 BZ #87	9.827	9.828	-0.001	37267	0.00500	0.0046789
23 BZ #81	10.012	10.012	0.000	21303	0.00500	0.0044184
26 BZ #77	10.355	10.356	-0.001	14621	0.00500	0.0045324
28 BZ #123	10.521	10.522	-0.001	33534	0.00500	0.0046703
30 BZ #184	10.746	10.747	-0.001	71665	0.00500	0.0047626
29 BZ #118	10.632	10.632	0.000	59377	0.00500	0.0049203
32 BZ #114	10.868	10.869	-0.001	47026	0.00500	0.0046352
33 BZ #153	10.939	10.941	-0.002	36560	0.00500	0.0048724
36 BZ #105	11.442	11.442	0.000	38823	0.00500	0.0047160
37 BZ #138	11.809	11.811	-0.002	40696	0.00500	0.0047697
39 BZ #187	11.981	11.983	-0.002	35430	0.00500	0.0047761
40 BZ #183	12.095	12.096	-0.001	41921	0.00500	0.0048314
41 BZ #126	12.436	12.437	-0.001	21774	0.00500	0.0045626
42 BZ #167	12.594	12.595	-0.001	31447	0.00500	0.0046330
44 BZ #128	12.741	12.742	-0.001	45361	0.00500	0.0047921
46 BZ #156	13.368	13.370	-0.002	43598	0.00500	0.0047777
48 BZ #180	13.588	13.588	0.000	77473	0.00500	0.0048444
47 BZ #157	Compound Not Detected.					
51 BZ #170	14.655	14.656	-0.001	43072	0.00500	0.0047886
52 BZ #169	14.757	14.759	-0.002	25441	0.00500	0.0047130
54 BZ #189	15.646	15.650	-0.004	38120	0.00500	0.0047422
55 BZ #195	15.836	15.837	-0.001	43743	0.00500	0.0048056
\$ 116 BZ #205	16.629	16.629	0.000	52237	0.00500	0.0049024

Compounds	RT	EXP RT	DLT RT	RESPONSE	AMOUNTS	
					CAL-AMT ( ng)	ON-COL ( ng)
=====	====	=====	=====	=====	=====	=====
57 BZ #206	17.108	17.110	-0.002	61910	0.00500	0.0051307
58 BZ #209	17.416	17.417	-0.001	51858	0.00500	0.0051198

QC Flag Legend

M - Compound response manually integrated.

Data File: X0420267.D

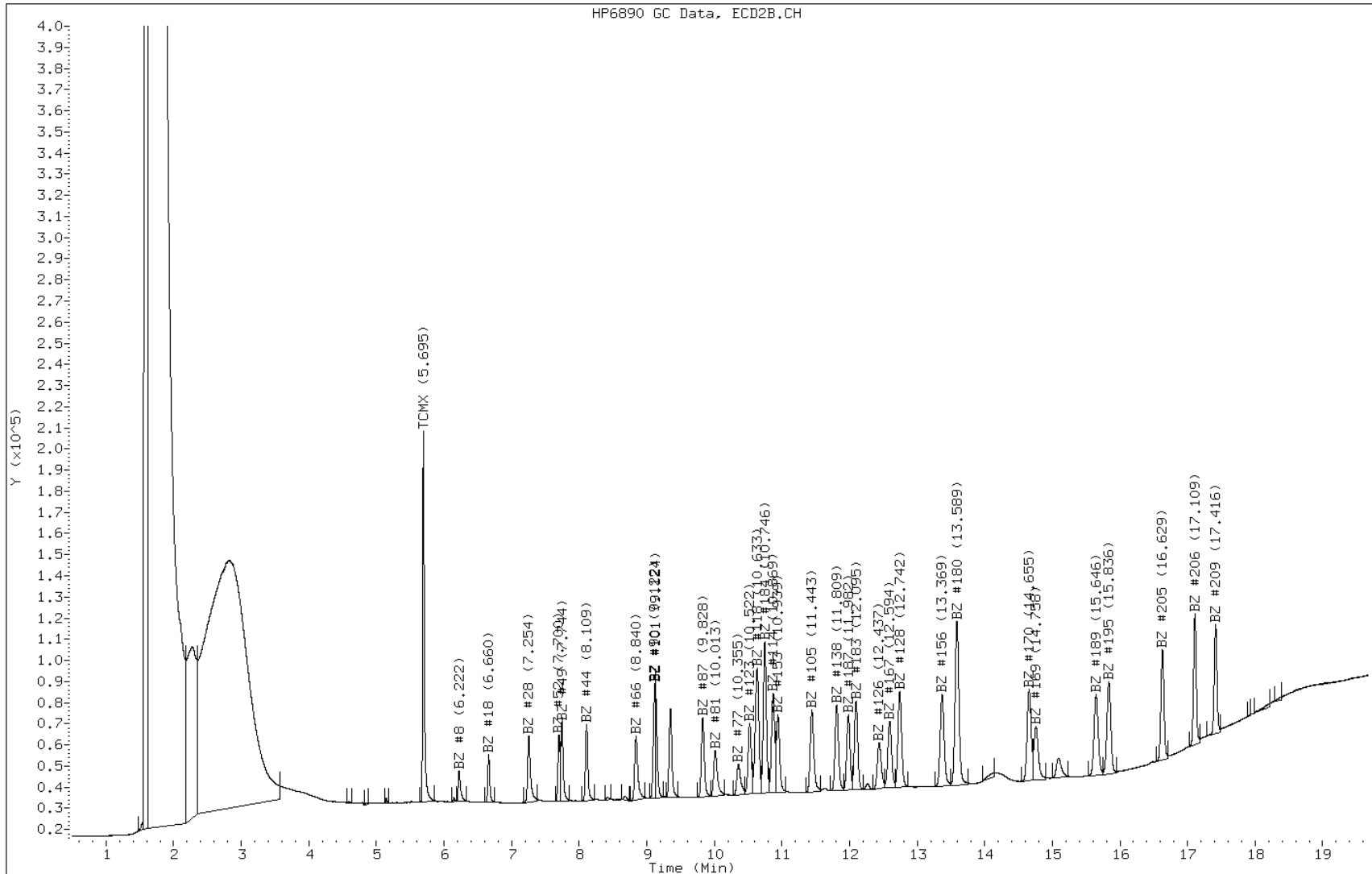
Date: 16-APR-2012 10:40

Client ID:

Instrument: gc12.i

Sample Info: 04162X.b

Operator: 01797



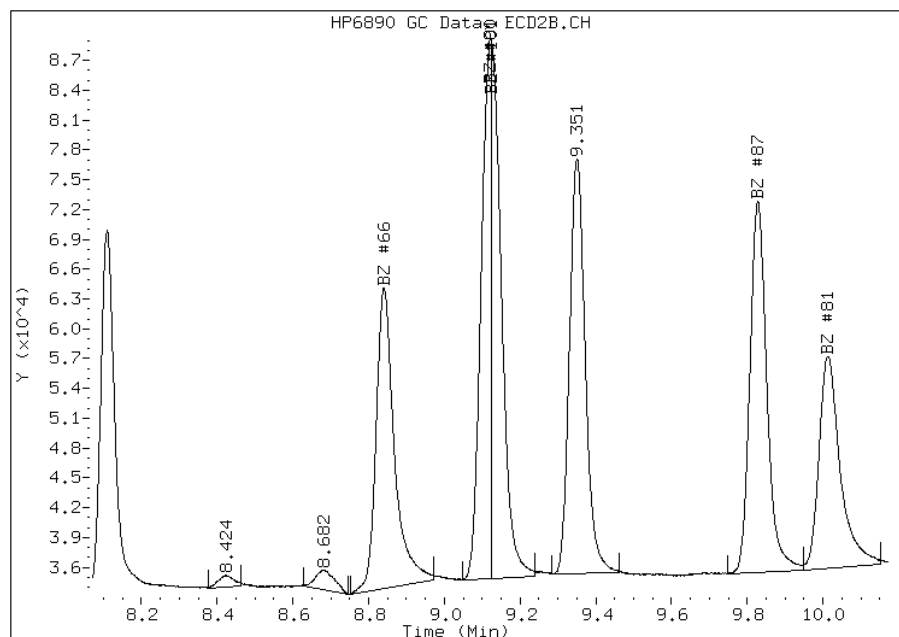
# Manual Integration Report

Data File: X0420267.D  
Inj. Date and Time: 16-APR-2012 10:40  
Instrument ID: gc12.i  
Client ID:  
Compound: 18 BZ #101  
CAS #: 37680-73-2  
Report Date: 04/17/2012

## Processing Integration Results

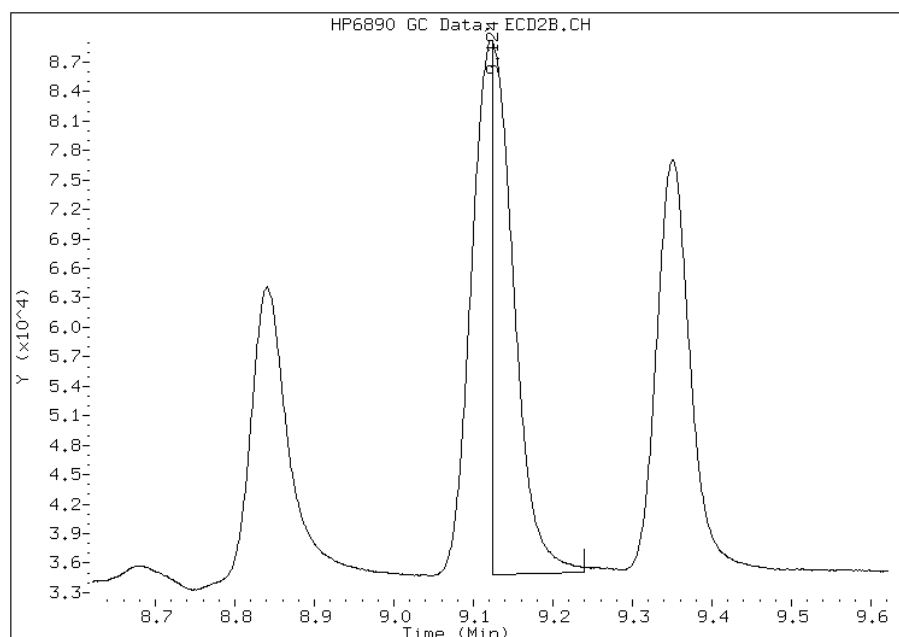
Not Detected

Expected RT: 9.12



## Manual Integration Results

RT: 9.12  
Response: 54270  
Amount: 0.00  
Conc: 0.00



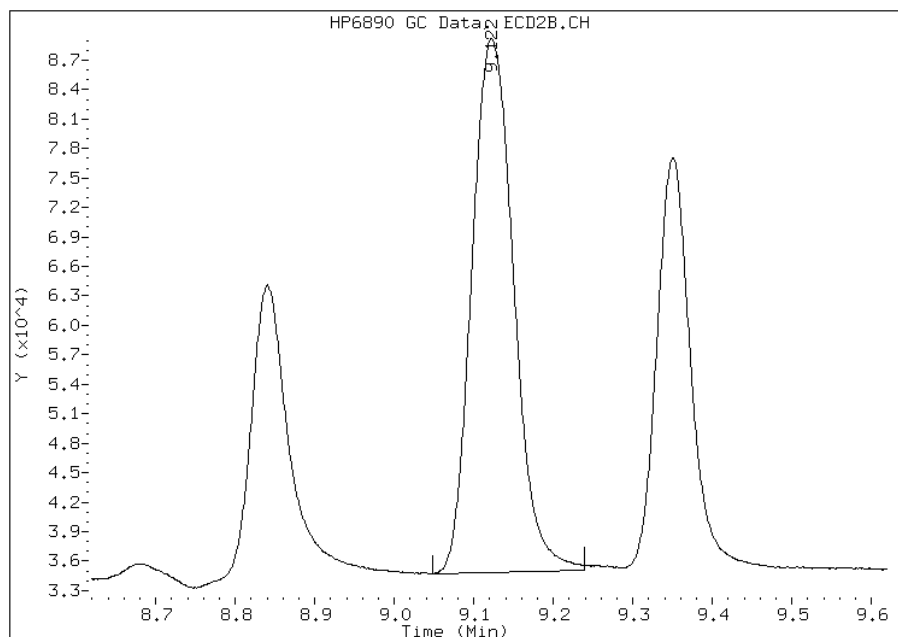
Manually Integrated By: eppinged  
Modification Date:  
Manual Integration Reason: Peak Split

# Manual Integration Report

Data File: X0420267.D  
Inj. Date and Time: 16-APR-2012 10:40  
Instrument ID: gc12.i  
Client ID:  
Compound: 17 BZ #90  
CAS #: 68194-07-0  
Report Date: 04/17/2012

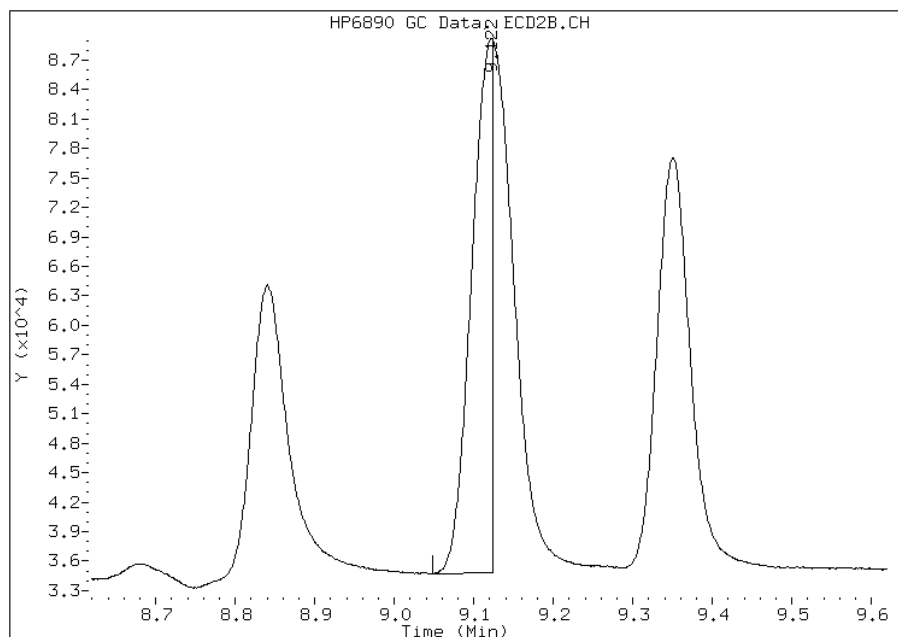
## Processing Integration Results

RT: 9.12  
Response: 54346  
Amount: 0.00  
Conc: 0.00



## Manual Integration Results

RT: 9.12  
Response: 54345  
Amount: 0.00  
Conc: 0.00



Manually Integrated By: eppinged  
Modification Date: 16-Apr-2012 11:10  
Manual Integration Reason: Peak Split

FORM VII  
GC SEMI VOA CONTINUING CALIBRATION DATA

Lab Name: TestAmerica Pittsburgh Job No.: 180-9654-1  
 SDG No.: \_\_\_\_\_  
 Lab Sample ID: CCV 180-33392/4 Calibration Date: 04/16/2012 11:06  
 Instrument ID: GC12 Calib Start Date: 04/04/2012 09:55  
 GC Column: Rxi-50 ID: 0.53 (mm) Calib End Date: 04/04/2012 12:02  
 Lab File ID: W0420267.D Conc. Units: ng/uL

ANALYTE	CURVE TYPE	AVE CF	CF	MIN CF	CALC AMOUNT	SPIKE AMOUNT	%D	MAX %D
PCB-8	Ave	6366158	6063600		0.00476	0.00500	-4.8	20.0
PCB-18	Ave	6414058	6087600		0.00475	0.00500	-5.1	20.0
PCB-28	Ave	12560400	12080000		0.00481	0.00500	-3.8	20.0
PCB-52	Ave	8031633	7875400		0.00490	0.00500	-1.9	20.0
PCB-49	Ave	9359383	9115600		0.00487	0.00500	-2.6	20.0
PCB-44	Ave	9274225	8832800		0.00476	0.00500	-4.8	20.0
PCB-66	Ave	9390200	9724200		0.00518	0.00500	3.6	20.0
PCB-101	Ave	15573067	15453000		0.00496	0.00500	-0.8	20.0
PCB-87	Ave	9753858	10067800		0.00516	0.00500	3.2	20.0
PCB-77	Ave	5459433	5387400		0.00493	0.00500	-1.3	20.0
PCB-118	Ave	8645483	8661200		0.00501	0.00500	0.2	20.0
PCB-90	Ave	17414000	17480000		0.00502	0.00500	0.4	20.0
PCB-153	Ave	8292425	8325800		0.00502	0.00500	0.4	20.0
PCB-184	Ave	20211817	20305800		0.00502	0.00500	0.5	20.0
PCB-105	Ave	10742242	10794200		0.00502	0.00500	0.5	20.0
PCB-138	Ave	9651858	10237600		0.00530	0.00500	6.1	20.0
PCB-187	Ave	7778092	7989200		0.00514	0.00500	2.7	20.0
PCB-126	Ave	6901767	7078000		0.00513	0.00500	2.6	20.0
PCB-183	Ave	9477000	9876400		0.00521	0.00500	4.2	20.0
PCB-128	Ave	10331367	10533800		0.00510	0.00500	2.0	20.0
PCB-180	Ave	12095383	12353800		0.00511	0.00500	2.1	20.0
PCB-156	Ave	12167267	12336400		0.00507	0.00500	1.4	20.0
PCB-169	Ave	6611692	6764800		0.00512	0.00500	2.3	20.0
PCB-170	Ave	9245258	9772200		0.00528	0.00500	5.7	20.0
PCB-195	Ave	9626867	10394800		0.00540	0.00500	8.0	20.0
PCB-206	Ave	11951217	13112600		0.00549	0.00500	9.7	20.0
PCB 209	Ave	8807125	9493400		0.00539	0.00500	7.8	20.0
Tetrachloro-m-xylene	Ave	34464590	34355273		0.00822	0.00825	-0.3	20.0
PCB-205	Ave	10862392	11227600		0.00517	0.00500	3.4	20.0



FORM VII  
GC SEMI VOA CONTINUING CALIBRATION RETENTION TIME SUMMARY

Lab Name: TestAmerica Pittsburgh Job No.: 180-9654-1  
 SDG No.: \_\_\_\_\_  
 Lab Sample ID: CCV 180-33392/4 Calibration Date: 04/16/2012 11:06  
 Instrument ID: GC12 Calib Start Date: 04/04/2012 09:55  
 GC Column: Rxi-50 ID: 0.53 (mm) Calib End Date: 04/04/2012 12:02  
 Lab File ID: W0420267.D

Analyte	RT	RT WINDOW	
		TO	FROM
PCB-8	5.96	5.89	6.04
PCB-18	6.45	6.37	6.52
PCB-28	6.94	6.87	7.02
PCB-52	7.42	7.35	7.50
PCB-49	7.48	7.41	7.56
PCB-44	7.92	7.85	8.00
PCB-66	8.52	8.45	8.60
PCB-101	8.84	8.77	8.92
PCB-87	9.67	9.61	9.76
PCB-77	9.94	9.87	10.02
PCB-118	10.28	10.21	10.36
PCB-90	10.35	10.27	10.42
PCB-153	10.63	10.56	10.71
PCB-184	10.74	10.67	10.82
PCB-105	11.31	11.24	11.39
PCB-138	11.72	11.64	11.79
PCB-187	11.89	11.82	11.97
PCB-126	11.97	11.90	12.05
PCB-183	12.04	11.97	12.12
PCB-128	12.87	12.80	12.95
PCB-180	13.42	13.34	13.49
PCB-156	13.42	13.34	13.49
PCB-169	14.13	14.06	14.21
PCB-170	14.76	14.69	14.84
PCB-195	16.18	16.11	16.26
PCB-206	17.20	17.13	17.28
PCB 209	17.75	17.68	17.83
Tetrachloro-m-xylene	5.37	5.30	5.45
PCB-205	16.54	16.47	16.62

TestAmerica Pittsburgh

Data file : \\pitsvr06\d\chem\gc12.i\04162W.b\W0420267.D  
Lab Smp Id: CCV 271948  
Inj Date : 16-APR-2012 11:06  
Operator : 01797 Inst ID: gc12.i  
Smp Info : 04162W.b  
Misc Info : CCV 271948  
Comment : 8082 PCB ANALYSIS  
Method : \\pitsvr06\d\chem\gc12.i\04162W.b\Tcon1a.m  
Meth Date : 16-Apr-2012 11:38 gc12.i Quant Type: ESTD  
Cal Date : 04-APR-2012 12:02 Cal File: W0420076.D  
Als bottle: 1 Continuing Calibration Sample  
Dil Factor: 1.00000  
Integrator: Falcon Compound Sublist: MDL1.sub  
Target Version: 4.14  
Processing Host: PITPC-509

Compounds					AMOUNTS	
	RT	EXP RT	DLT RT	RESPONSE	CAL-AMT ( ng)	ON-COL ( ng)
\$ 113 TCMX	5.368	5.370	-0.002	283431	0.00825	0.0082238
4 BZ #8	5.964	5.965	-0.001	30318	0.00500	0.0047624
6 BZ #18	6.445	6.447	-0.002	30438	0.00500	0.0047455
8 BZ #28	6.944	6.945	-0.001	60400	0.00500	0.0048088
10 BZ #52	7.420	7.421	-0.001	39377	0.00500	0.0049027
11 BZ #49	7.480	7.481	-0.001	45578	0.00500	0.0048698
12 BZ #44	7.924	7.927	-0.003	44164	0.00500	0.0047620
16 BZ #66	8.522	8.523	-0.001	48621	0.00500	0.0051778
17 BZ #101	8.841	8.843	-0.002	77265	0.00500	0.0049614
22 BZ #81	9.642	9.640	0.002	40491	0.00500	0.0049936
23 BZ #87	9.674	9.680	-0.006	50339	0.00500	0.0051609
25 BZ #77	9.939	9.943	-0.004	26937	0.00500	0.0049340
27 BZ #123	10.203	10.206	-0.003	45735	0.00500	0.0049217
18 BZ #90	10.345	10.348	-0.003	87400	0.00500	0.0050190
28 BZ #118	10.284	10.288	-0.004	43306	0.00500	0.0050091
30 BZ #153	10.628	10.632	-0.004	41629	0.00500	0.0050201
33 BZ #184	10.735	10.740	-0.005	101529	0.00500	0.0050232
32 BZ #114	9.084	9.087	-0.003	52243	0.00500	0.0050182
35 BZ #105	11.307	11.310	-0.003	53971	0.00500	0.0050242
36 BZ #138	11.715	11.718	-0.003	51188	0.00500	0.0053034
38 BZ #187	11.890	11.894	-0.004	39946	0.00500	0.0051357
43 BZ #126	11.972	11.974	-0.002	35390	0.00500	0.0051277
39 BZ #183	12.037	12.042	-0.005	49382	0.00500	0.0052107
40 BZ #167	12.169	12.173	-0.004	41127	0.00500	0.0050495
42 BZ #128	12.873	12.874	-0.001	52669	0.00500	0.0050980
45 BZ #156	13.423	13.423	0.000	61682	0.00500	0.0050695(M)
46 BZ #180	13.421	13.421	0.000	61769	0.00500	0.0051068(M)
47 BZ #157	13.193	13.193	0.000	54769	0.00500	0.0050708
49 BZ #169	14.125	14.130	-0.005	33824	0.00500	0.0051158
51 BZ #170	14.760	14.765	-0.005	48861	0.00500	0.0052850
52 BZ #189	15.324	15.329	-0.005	45614	0.00500	0.0052457
54 BZ #195	16.180	16.185	-0.005	51974	0.00500	0.0053988
\$ 115 BZ #205	16.544	16.547	-0.003	56138	0.00500	0.0051681

Compounds	RT	EXP RT	DLT RT	RESPONSE	AMOUNTS	
					CAL-AMT ( ng)	ON-COL ( ng)
=====	====	=====	=====	=====	=====	=====
56 BZ #206	17.202	17.204	-0.002	65563	0.00500	0.0054859
57 BZ #209	17.753	17.754	-0.001	47467	0.00500	0.0053896

QC Flag Legend

M - Compound response manually integrated.

Data File: W0420267.D

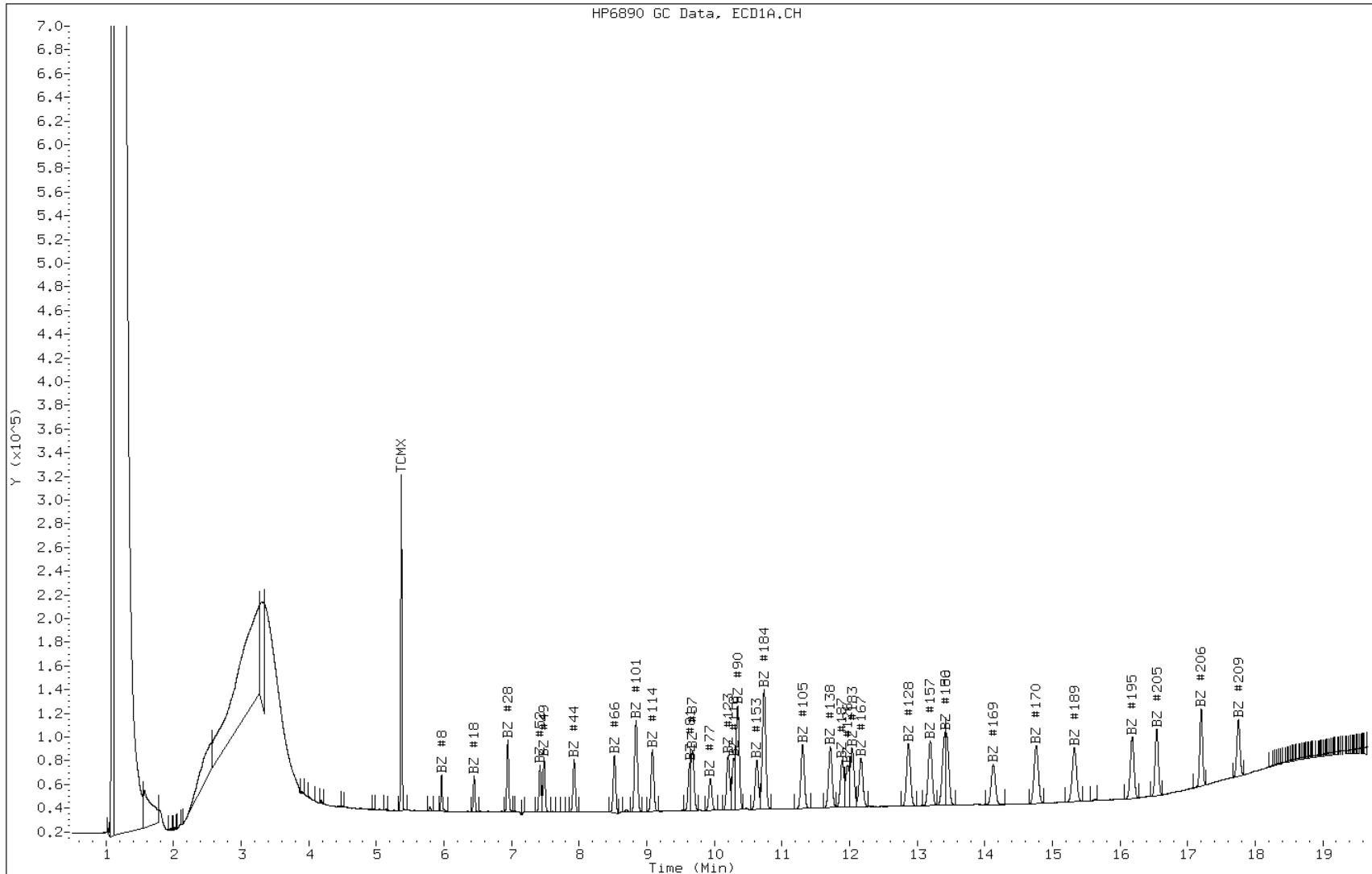
Date: 16-APR-2012 11:06

Client ID:

Instrument: gc12.i

Sample Info: 04162W.b

Operator: 01797



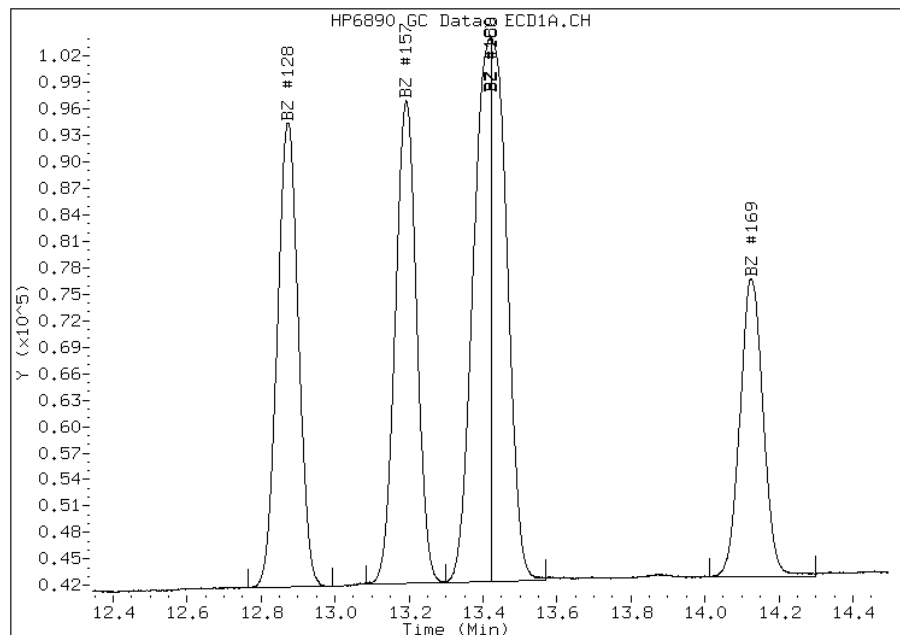
# Manual Integration Report

Data File: W0420267.D  
Inj. Date and Time: 16-APR-2012 11:06  
Instrument ID: gc12.i  
Client ID:  
Compound: 45 BZ #156  
CAS #: 38380-08-4  
Report Date: 04/17/2012

## Processing Integration Results

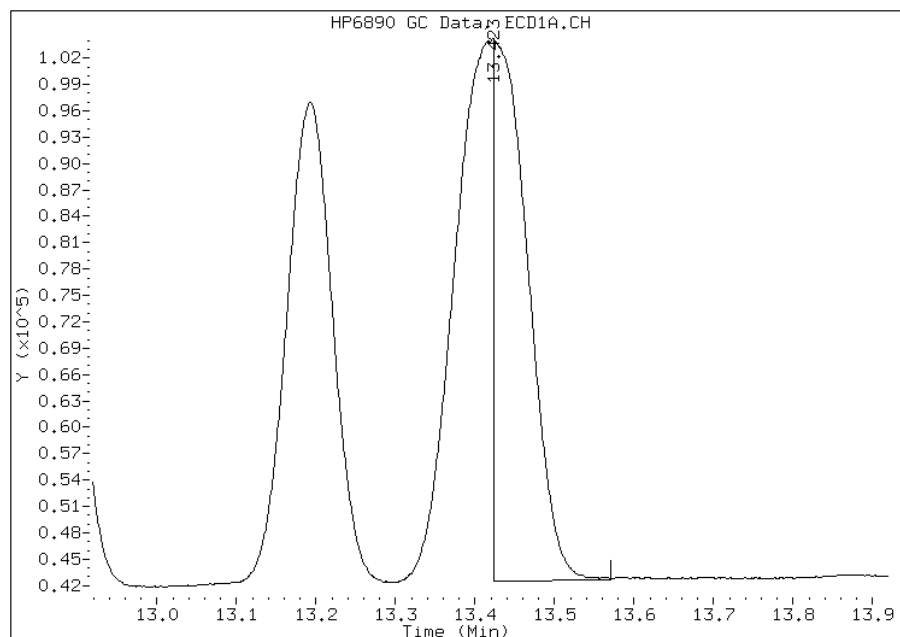
Not Detected

Expected RT: 13.42



## Manual Integration Results

RT: 13.42  
Response: 61682  
Amount: 0.01  
Conc: 0.01



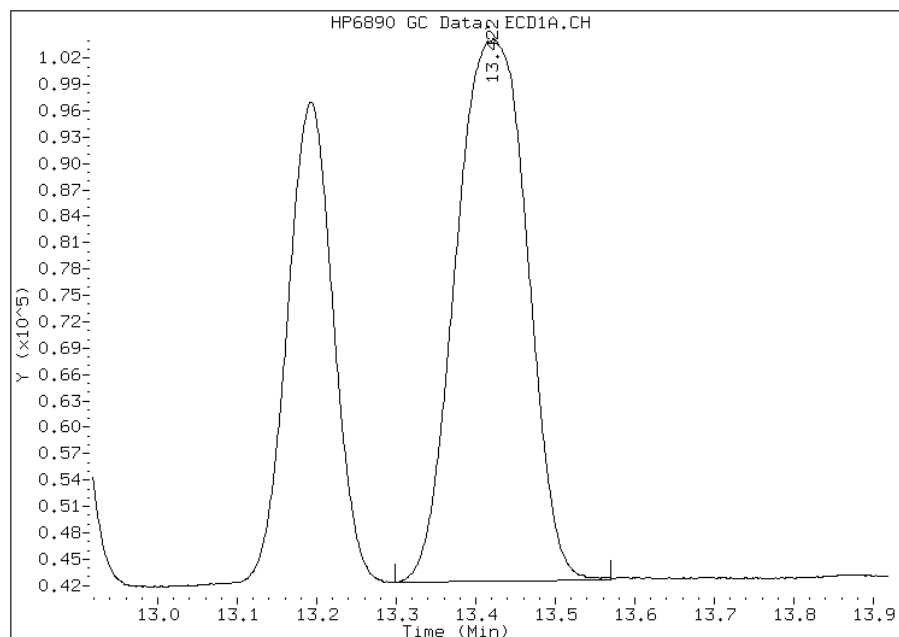
Manually Integrated By: eppinged  
Modification Date:  
Manual Integration Reason: Peak Split

# Manual Integration Report

Data File: W0420267.D  
Inj. Date and Time: 16-APR-2012 11:06  
Instrument ID: gc12.i  
Client ID:  
Compound: 46 BZ #180  
CAS #: 35065-29-3  
Report Date: 04/17/2012

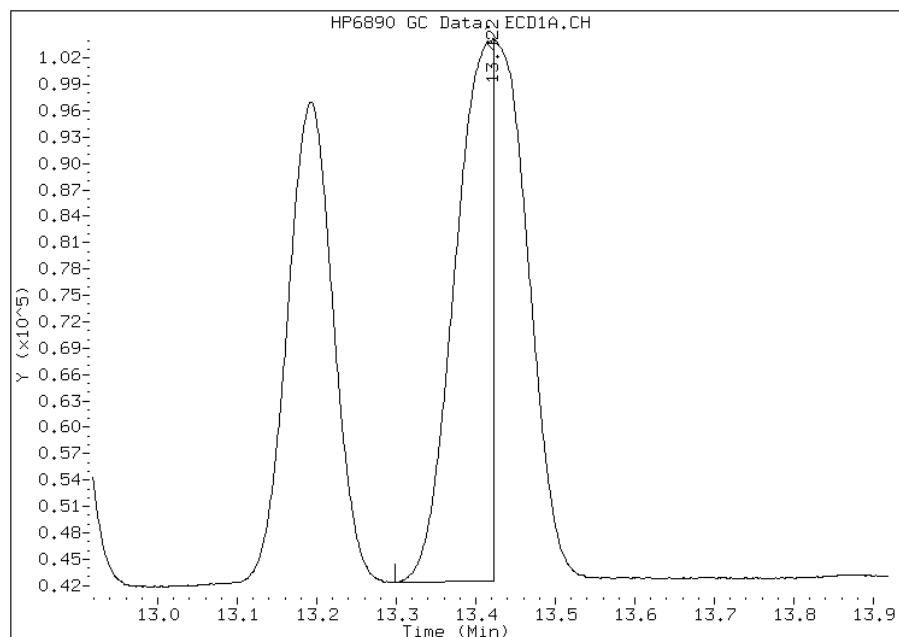
## Processing Integration Results

RT: 13.42  
Response: 61770  
Amount: 0.01  
Conc: 0.01



## Manual Integration Results

RT: 13.42  
Response: 61769  
Amount: 0.01  
Conc: 0.01



Manually Integrated By: eppinged  
Modification Date: 16-Apr-2012 11:38  
Manual Integration Reason: Peak Split

FORM VII  
GC SEMI VOA CONTINUING CALIBRATION DATA

Lab Name: TestAmerica Pittsburgh Job No.: 180-9654-1  
 SDG No.: \_\_\_\_\_  
 Lab Sample ID: CCV 180-33393/10 Calibration Date: 04/16/2012 14:31  
 Instrument ID: GC12 Calib Start Date: 04/04/2012 09:29  
 GC Column: RTX-1701 ID: 0.53 (mm) Calib End Date: 04/04/2012 11:37  
 Lab File ID: X0420276.D Conc. Units: ng/uL

ANALYTE	CURVE TYPE	AVE CF	CF	MIN CF	CALC AMOUNT	SPIKE AMOUNT	%D	MAX %D
PCB-8	Ave	3621583	2840200		0.00392	0.00500	-21.6*	20.0
PCB-18	Ave	5136642	4520000		0.00440	0.00500	-12.0	20.0
PCB-28	Ave	7521067	6106000		0.00406	0.00500	-18.8	20.0
PCB-52	Ave	6985433	6206400		0.00444	0.00500	-11.2	20.0
PCB-49	Ave	8280350	7418600		0.00448	0.00500	-10.4	20.0
PCB-44	Ave	8077358	7130600		0.00441	0.00500	-11.7	20.0
PCB-66	Ave	6602025	5707400		0.00432	0.00500	-13.6	20.0
PCB-90	Ave	11600558	10871000		0.00469	0.00500	-6.3	20.0
PCB-101	Ave	11588058	10866800		0.00469	0.00500	-6.2	20.0
PCB-87	Ave	7964950	7425800		0.00466	0.00500	-6.8	20.0
PCB-77	Ave	3225892	2727800		0.00423	0.00500	-15.4	20.0
PCB-118	Ave	12067650	11939000		0.00495	0.00500	-1.1	20.0
PCB-184	Ave	15047458	14409400		0.00479	0.00500	-4.2	20.0
PCB-153	Ave	7503450	7313400		0.00487	0.00500	-2.5	20.0
PCB-105	Ave	8232175	7471200		0.00454	0.00500	-9.2	20.0
PCB-138	Ave	8532258	8022400		0.00470	0.00500	-6.0	20.0
PCB-187	Ave	7418233	7152400		0.00482	0.00500	-3.6	20.0
PCB-183	Ave	8676750	8336400		0.00480	0.00500	-3.9	20.0
PCB-126	Ave	4772242	4192200		0.00439	0.00500	-12.2	20.0
PCB-128	Ave	9465767	8986600		0.00475	0.00500	-5.1	20.0
PCB-156	Ave	9125250	8688600		0.00476	0.00500	-4.8	20.0
PCB-180	Ave	15992383	15254800		0.00477	0.00500	-4.6	20.0
PCB-170	Ave	8994592	8700400		0.00484	0.00500	-3.3	20.0
PCB-169	Ave	5398000	4893600		0.00453	0.00500	-9.3	20.0
PCB-195	Ave	9102575	8656600		0.00476	0.00500	-4.9	20.0
PCB-206	Ave	12066550	12651600		0.00524	0.00500	4.8	20.0
PCB 209	Ave	10128858	10407200		0.00514	0.00500	2.7	20.0
Tetrachloro-m-xylene	Ave	24161937	20993697		0.00717	0.00825	-13.1	20.0
PCB-205	Ave	10655317	10460000		0.00491	0.00500	-1.8	20.0

FORM VII  
GC SEMI VOA CONTINUING CALIBRATION RETENTION TIME SUMMARY

Lab Name: TestAmerica Pittsburgh Job No.: 180-9654-1  
 SDG No.: \_\_\_\_\_  
 Lab Sample ID: CCV 180-33393/10 Calibration Date: 04/16/2012 14:31  
 Instrument ID: GC12 Calib Start Date: 04/04/2012 09:29  
 GC Column: RTX-1701 ID: 0.53 (mm) Calib End Date: 04/04/2012 11:37  
 Lab File ID: X0420276.D

Analyte	RT	RT WINDOW	
		TO	FROM
PCB-8	6.22	6.17	6.27
PCB-18	6.66	6.61	6.71
PCB-28	7.25	7.20	7.30
PCB-52	7.70	7.65	7.75
PCB-49	7.74	7.69	7.79
PCB-44	8.11	8.06	8.16
PCB-66	8.84	8.79	8.89
PCB-90	9.12	9.07	9.17
PCB-101	9.12	9.07	9.17
PCB-87	9.82	9.78	9.88
PCB-77	10.35	10.31	10.41
PCB-118	10.63	10.58	10.68
PCB-184	10.74	10.70	10.80
PCB-153	10.94	10.89	10.99
PCB-105	11.44	11.39	11.49
PCB-138	11.81	11.76	11.86
PCB-187	11.98	11.93	12.03
PCB-183	12.09	12.05	12.15
PCB-126	12.44	12.39	12.49
PCB-128	12.74	12.69	12.79
PCB-156	13.37	13.32	13.42
PCB-180	13.58	13.54	13.64
PCB-170	14.65	14.61	14.71
PCB-169	14.76	14.71	14.81
PCB-195	15.84	15.79	15.89
PCB-206	17.11	17.06	17.16
PCB 209	17.41	17.37	17.47
Tetrachloro-m-xylene	5.69	5.65	5.75
PCB-205	16.63	16.58	16.68



TestAmerica Pittsburgh

Data file : \\pitsvr06\d\chem\gc12.i\04162X.b\X0420276.D  
Lab Smp Id: CCV 271948  
Inj Date : 16-APR-2012 14:31  
Operator : 01797 Inst ID: gc12.i  
Smp Info : 04162X.b  
Misc Info : CCV 271948  
Comment : 8082 PCB ANALYSIS  
Method : \\pitsvr06\d\chem\gc12.i\04162X.b\Tcon1b.m  
Meth Date : 16-Apr-2012 14:54 gc12.i Quant Type: ESTD  
Cal Date : 04-APR-2012 11:37 Cal File: X0420076.D  
Als bottle: 12 Continuing Calibration Sample  
Dil Factor: 1.00000  
Integrator: Falcon Compound Sublist: MDL1.sub  
Target Version: 4.14  
Processing Host: PITPC-509

Compounds	RT	EXP RT	DLT RT	RESPONSE	AMOUNTS	
					CAL-AMT ( ng)	ON-COL ( ng)
\$ 3 TCMX	5.694	5.695	-0.001	173198	0.00825	0.0071682
4 BZ #8	6.222	6.222	0.000	14201	0.00500	0.0039212
6 BZ #18	6.660	6.661	-0.001	22600	0.00500	0.0043998
9 BZ #28	7.254	7.254	0.000	30530	0.00500	0.0040593
10 BZ #52	7.700	7.702	-0.002	31032	0.00500	0.0044424
11 BZ #49	7.742	7.744	-0.002	37093	0.00500	0.0044796
12 BZ #44	8.108	8.110	-0.002	35653	0.00500	0.0044139
16 BZ #66	8.837	8.840	-0.003	28537	0.00500	0.0043225
17 BZ #90	9.119	9.119	0.000	54355	0.00500	0.0046856(M)
18 BZ #101	9.121	9.121	0.000	54334	0.00500	0.0046888(M)
22 BZ #87	9.824	9.828	-0.004	37129	0.00500	0.0046615
23 BZ #81	10.013	10.012	0.001	20664	0.00500	0.0042858
26 BZ #77	10.351	10.356	-0.005	13639	0.00500	0.0042280
28 BZ #123	10.519	10.522	-0.003	32538	0.00500	0.0045316
30 BZ #184	10.742	10.747	-0.005	72047	0.00500	0.0047880
29 BZ #118	10.631	10.632	-0.001	59695	0.00500	0.0049467
32 BZ #114	10.865	10.869	-0.004	45912	0.00500	0.0045254
33 BZ #153	10.936	10.941	-0.005	36567	0.00500	0.0048734
36 BZ #105	11.441	11.442	-0.001	37356	0.00500	0.0045378
37 BZ #138	11.809	11.811	-0.002	40112	0.00500	0.0047012
39 BZ #187	11.980	11.983	-0.003	35762	0.00500	0.0048208
40 BZ #183	12.091	12.096	-0.005	41682	0.00500	0.0048039
41 BZ #126	12.436	12.437	-0.001	20961	0.00500	0.0043923
42 BZ #167	12.591	12.595	-0.004	31198	0.00500	0.0045963
44 BZ #128	12.741	12.742	-0.001	44933	0.00500	0.0047469
46 BZ #156	13.366	13.370	-0.004	43443	0.00500	0.0047607
48 BZ #180	13.584	13.588	-0.004	76274	0.00500	0.0047694
47 BZ #157	Compound Not Detected.					
51 BZ #170	14.653	14.656	-0.003	43502	0.00500	0.0048365
52 BZ #169	14.757	14.759	-0.002	24468	0.00500	0.0045328
54 BZ #189	15.643	15.650	-0.007	38297	0.00500	0.0047642
55 BZ #195	15.835	15.837	-0.002	43283	0.00500	0.0047550
\$ 116 BZ #205	16.625	16.629	-0.004	52300	0.00500	0.0049083

Compounds	RT	EXP RT	DLT RT	RESPONSE	AMOUNTS	
					CAL-AMT ( ng)	ON-COL ( ng)
=====	====	=====	=====	=====	=====	=====
57 BZ #206	17.107	17.110	-0.003	63258	0.00500	0.0052424
58 BZ #209	17.413	17.417	-0.004	52036	0.00500	0.0051374

QC Flag Legend

M - Compound response manually integrated.

Data File: X0420276.D

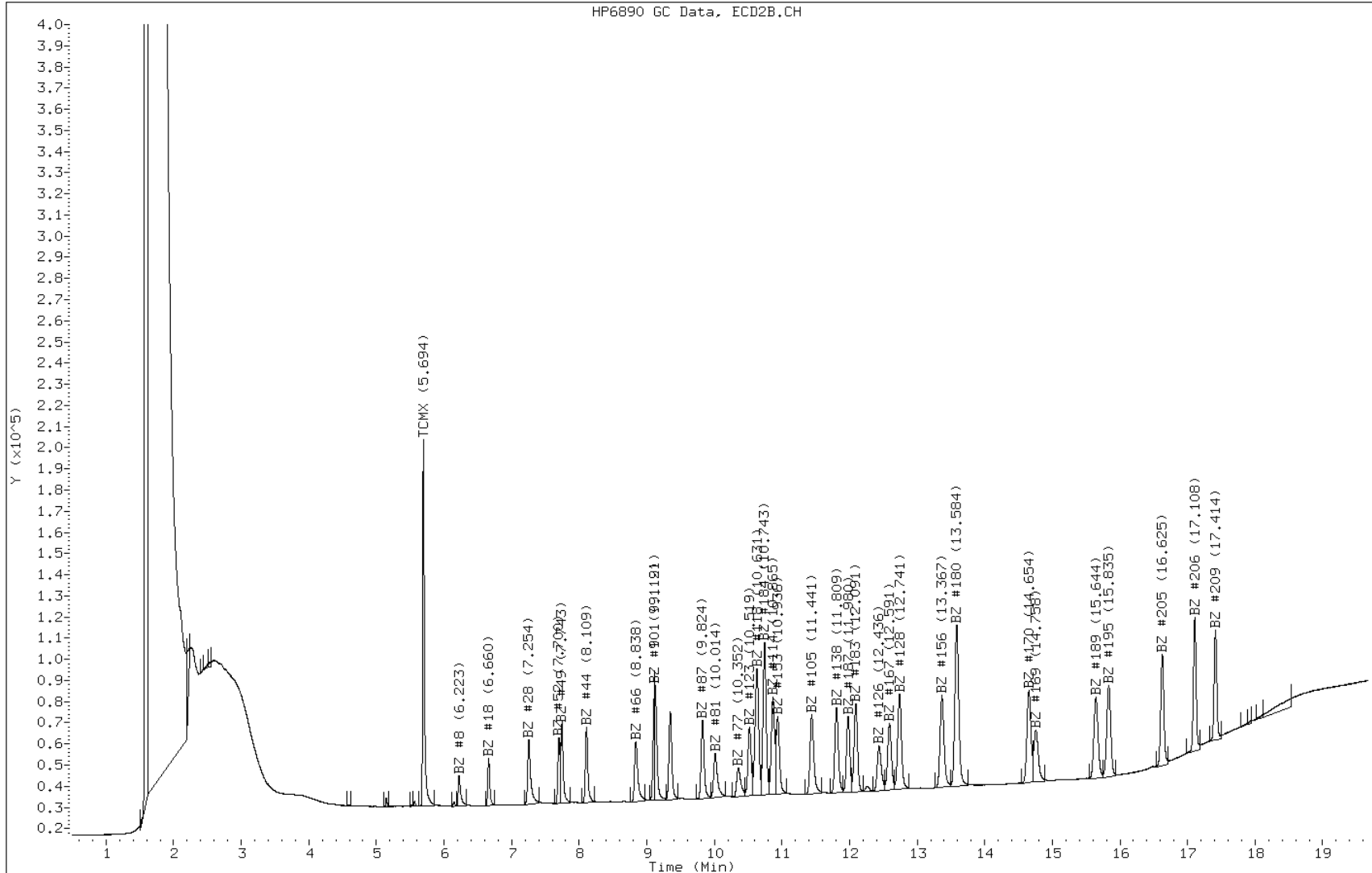
Date: 16-APR-2012 14:31

Client ID:

Instrument: gc12.i

Sample Info: 04162X.b

Operator: 01797



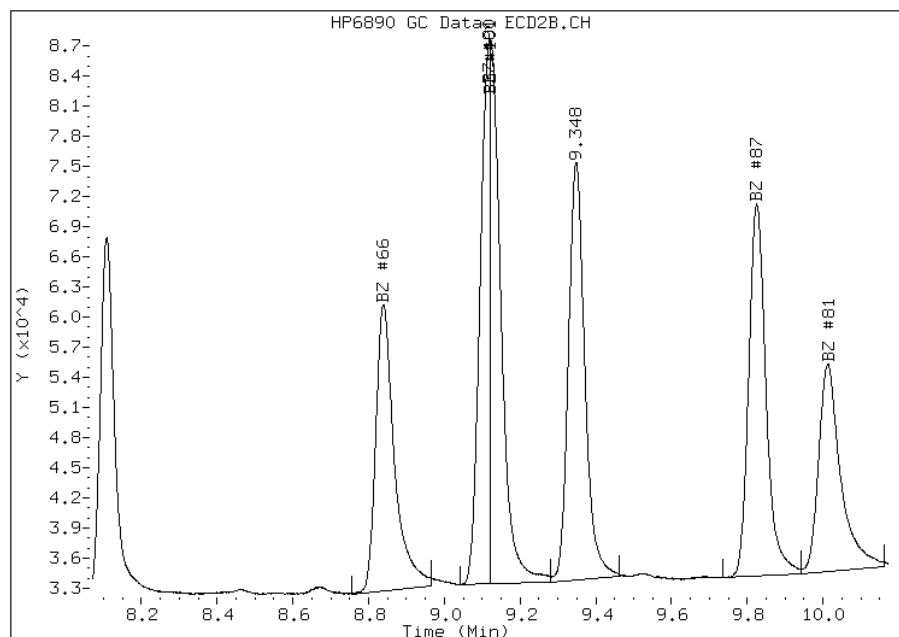
# Manual Integration Report

Data File: X0420276.D  
Inj. Date and Time: 16-APR-2012 14:31  
Instrument ID: gc12.i  
Client ID:  
Compound: 18 BZ #101  
CAS #: 37680-73-2  
Report Date: 04/17/2012

## Processing Integration Results

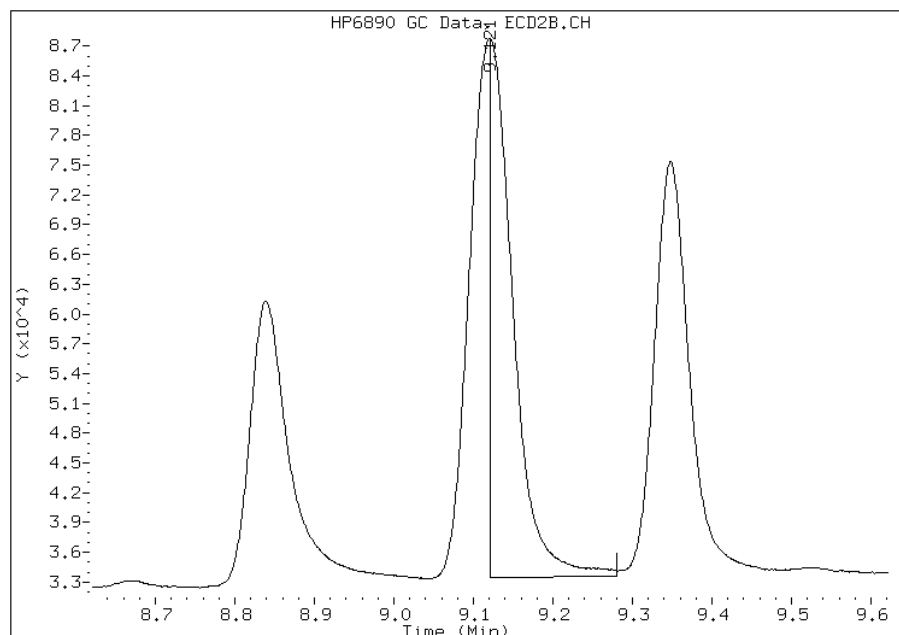
Not Detected

Expected RT: 9.12



## Manual Integration Results

RT: 9.12  
Response: 54334  
Amount: 0.00  
Conc: 0.00



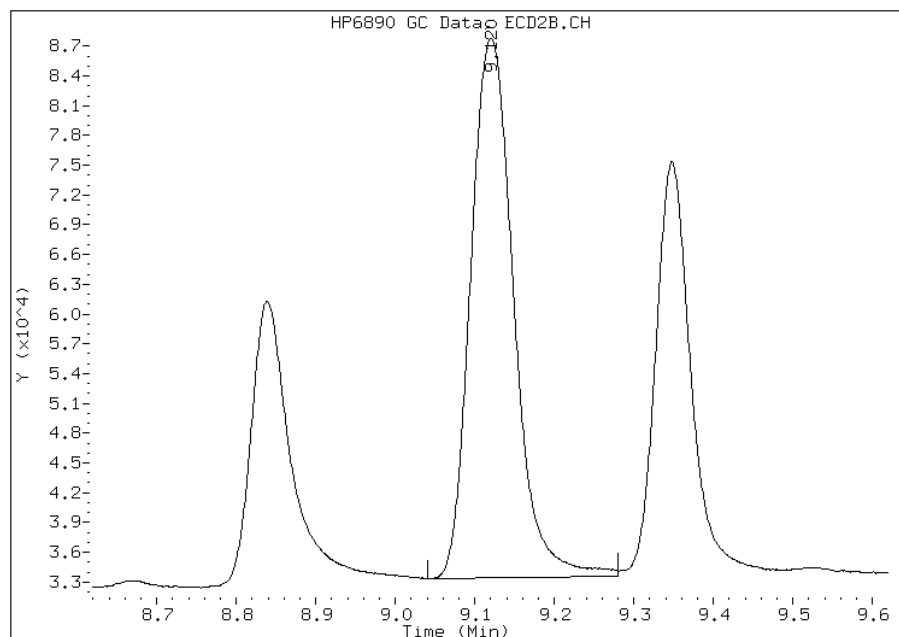
Manually Integrated By: eppinged  
Modification Date:  
Manual Integration Reason: Peak Split

# Manual Integration Report

Data File: X0420276.D  
Inj. Date and Time: 16-APR-2012 14:31  
Instrument ID: gc12.i  
Client ID:  
Compound: 17 BZ #90  
CAS #: 68194-07-0  
Report Date: 04/17/2012

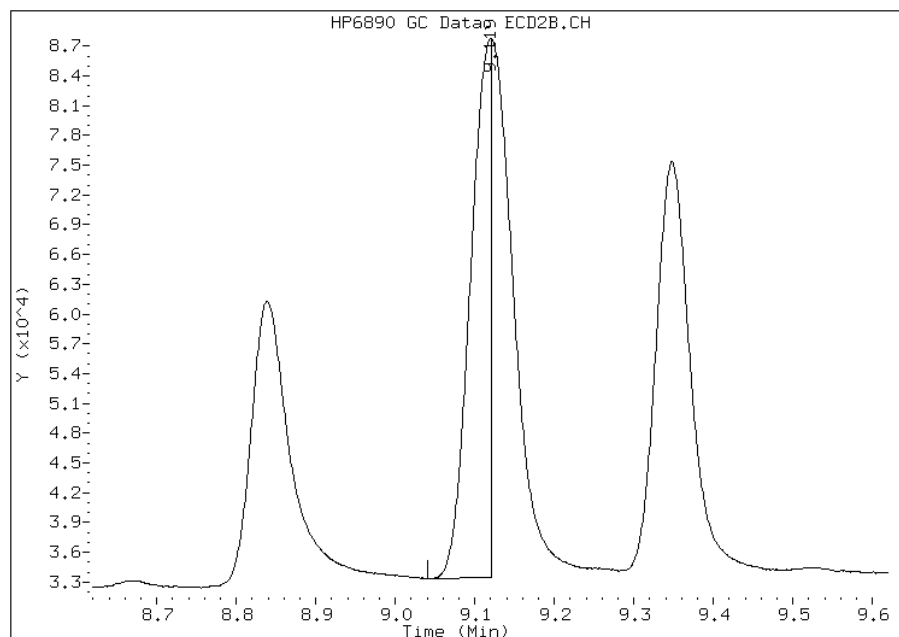
## Processing Integration Results

RT: 9.12  
Response: 54354  
Amount: 0.00  
Conc: 0.00



## Manual Integration Results

RT: 9.12  
Response: 54355  
Amount: 0.00  
Conc: 0.00



Manually Integrated By: eppinged  
Modification Date: 16-Apr-2012 14:54  
Manual Integration Reason: Peak Split

FORM VII  
GC SEMI VOA CONTINUING CALIBRATION DATA

Lab Name: TestAmerica Pittsburgh Job No.: 180-9654-1  
 SDG No.: \_\_\_\_\_  
 Lab Sample ID: CCV 180-33392/10 Calibration Date: 04/16/2012 14:57  
 Instrument ID: GC12 Calib Start Date: 04/04/2012 09:55  
 GC Column: Rxi-50 ID: 0.53 (mm) Calib End Date: 04/04/2012 12:02  
 Lab File ID: W0420276.D Conc. Units: ng/uL

ANALYTE	CURVE TYPE	AVE CF	CF	MIN CF	CALC AMOUNT	SPIKE AMOUNT	%D	MAX %D
PCB-8	Ave	6366158	6032200		0.00474	0.00500	-5.2	20.0
PCB-18	Ave	6414058	6162200		0.00480	0.00500	-3.9	20.0
PCB-28	Ave	12560400	12165200		0.00484	0.00500	-3.1	20.0
PCB-52	Ave	8031633	7943400		0.00495	0.00500	-1.1	20.0
PCB-49	Ave	9359383	9340000		0.00499	0.00500	-0.2	20.0
PCB-44	Ave	9274225	8953800		0.00483	0.00500	-3.5	20.0
PCB-66	Ave	9390200	9448000		0.00503	0.00500	0.6	20.0
PCB-101	Ave	15573067	15778400		0.00507	0.00500	1.3	20.0
PCB-87	Ave	9753858	10107400		0.00518	0.00500	3.6	20.0
PCB-77	Ave	5459433	5448400		0.00499	0.00500	-0.2	20.0
PCB-118	Ave	8645483	8847600		0.00512	0.00500	2.3	20.0
PCB-90	Ave	17414000	17887200		0.00514	0.00500	2.7	20.0
PCB-153	Ave	8292425	8553400		0.00516	0.00500	3.1	20.0
PCB-184	Ave	20211817	20866600		0.00516	0.00500	3.2	20.0
PCB-105	Ave	10742242	11265000		0.00524	0.00500	4.9	20.0
PCB-138	Ave	9651858	9981600		0.00517	0.00500	3.4	20.0
PCB-187	Ave	7778092	8275000		0.00532	0.00500	6.4	20.0
PCB-126	Ave	6901767	7117400		0.00516	0.00500	3.1	20.0
PCB-183	Ave	9477000	10170200		0.00537	0.00500	7.3	20.0
PCB-128	Ave	10331367	10843600		0.00525	0.00500	5.0	20.0
PCB-180	Ave	12095383	12839600		0.00531	0.00500	6.2	20.0
PCB-156	Ave	12167267	12852600		0.00528	0.00500	5.6	20.0
PCB-169	Ave	6611692	6953400		0.00526	0.00500	5.2	20.0
PCB-170	Ave	9245258	10232200		0.00553	0.00500	10.7	20.0
PCB-195	Ave	9626867	10708400		0.00556	0.00500	11.2	20.0
PCB-206	Ave	11951217	13725400		0.00574	0.00500	14.8	20.0
PCB 209	Ave	8807125	9673800		0.00549	0.00500	9.8	20.0
Tetrachloro-m-xylene	Ave	34464590	34308606		0.00821	0.00825	-0.5	20.0
PCB-205	Ave	10862392	11863800		0.00546	0.00500	9.2	20.0

FORM VII  
GC SEMI VOA CONTINUING CALIBRATION RETENTION TIME SUMMARY

Lab Name: TestAmerica Pittsburgh Job No.: 180-9654-1  
 SDG No.: \_\_\_\_\_  
 Lab Sample ID: CCV 180-33392/10 Calibration Date: 04/16/2012 14:57  
 Instrument ID: GC12 Calib Start Date: 04/04/2012 09:55  
 GC Column: Rxi-50 ID: 0.53 (mm) Calib End Date: 04/04/2012 12:02  
 Lab File ID: W0420276.D

Analyte	RT	RT WINDOW	
		TO	FROM
PCB-8	5.96	5.89	6.04
PCB-18	6.44	6.37	6.52
PCB-28	6.94	6.87	7.02
PCB-52	7.42	7.35	7.50
PCB-49	7.48	7.41	7.56
PCB-44	7.92	7.85	8.00
PCB-66	8.52	8.45	8.60
PCB-101	8.84	8.77	8.92
PCB-87	9.67	9.61	9.76
PCB-77	9.94	9.87	10.02
PCB-118	10.29	10.21	10.36
PCB-90	10.34	10.27	10.42
PCB-153	10.62	10.56	10.71
PCB-184	10.73	10.67	10.82
PCB-105	11.30	11.24	11.39
PCB-138	11.71	11.64	11.79
PCB-187	11.89	11.82	11.97
PCB-126	11.97	11.90	12.05
PCB-183	12.03	11.97	12.12
PCB-128	12.87	12.80	12.95
PCB-180	13.42	13.34	13.49
PCB-156	13.42	13.34	13.49
PCB-169	14.13	14.06	14.21
PCB-170	14.76	14.69	14.84
PCB-195	16.18	16.11	16.26
PCB-206	17.20	17.13	17.28
PCB 209	17.75	17.68	17.83
Tetrachloro-m-xylene	5.37	5.30	5.45
PCB-205	16.54	16.47	16.62

TestAmerica Pittsburgh

Data file : \\pitsvr06\d\chem\gc12.i\04162W.b\W0420276.D  
Lab Smp Id: CCV 271948  
Inj Date : 16-APR-2012 14:57  
Operator : 01797 Inst ID: gc12.i  
Smp Info : 04162W.b  
Misc Info : CCV 271948  
Comment : 8082 PCB ANALYSIS  
Method : \\pitsvr06\d\chem\gc12.i\04162W.b\Tcon1a.m  
Meth Date : 17-Apr-2012 07:33 gc12.i Quant Type: ESTD  
Cal Date : 04-APR-2012 12:02 Cal File: W0420076.D  
Als bottle: 12 Continuing Calibration Sample  
Dil Factor: 1.00000  
Integrator: Falcon Compound Sublist: MDL1.sub  
Target Version: 4.14  
Processing Host: PITPC-509

Compounds	RT	EXP RT	DLT RT	RESPONSE	AMOUNTS	
					CAL-AMT ( ng)	ON-COL ( ng)
\$ 113 TCMX	5.366	5.370	-0.004	283046	0.00825	0.0082127
4 BZ #8	5.962	5.965	-0.003	30161	0.00500	0.0047377
6 BZ #18	6.443	6.447	-0.004	30811	0.00500	0.0048037
8 BZ #28	6.941	6.945	-0.004	60826	0.00500	0.0048427
10 BZ #52	7.418	7.421	-0.003	39717	0.00500	0.0049451
11 BZ #49	7.477	7.481	-0.004	46700	0.00500	0.0049896
12 BZ #44	7.922	7.927	-0.005	44769	0.00500	0.0048272
16 BZ #66	8.518	8.523	-0.005	47240	0.00500	0.0050308
17 BZ #101	8.839	8.843	-0.004	78892	0.00500	0.0050659
22 BZ #81	9.639	9.640	-0.001	41428	0.00500	0.0051092
23 BZ #87	9.674	9.680	-0.006	50537	0.00500	0.0051812
25 BZ #77	9.938	9.943	-0.005	27242	0.00500	0.0049899
27 BZ #123	10.201	10.206	-0.005	47027	0.00500	0.0050608
18 BZ #90	10.341	10.348	-0.007	89436	0.00500	0.0051359
28 BZ #118	10.286	10.288	-0.002	44238	0.00500	0.0051169
30 BZ #153	10.624	10.632	-0.008	42767	0.00500	0.0051574
33 BZ #184	10.733	10.740	-0.007	104333	0.00500	0.0051620
32 BZ #114	9.082	9.087	-0.005	53111	0.00500	0.0051016
35 BZ #105	11.301	11.310	-0.009	56325	0.00500	0.0052433
36 BZ #138	11.710	11.718	-0.008	49908	0.00500	0.0051708
38 BZ #187	11.887	11.894	-0.007	41375	0.00500	0.0053194
43 BZ #126	11.968	11.974	-0.006	35587	0.00500	0.0051562
39 BZ #183	12.033	12.042	-0.009	50851	0.00500	0.0053657
40 BZ #167	12.165	12.173	-0.008	41956	0.00500	0.0051513
42 BZ #128	12.867	12.874	-0.007	54218	0.00500	0.0052479
45 BZ #156	13.419	13.419	0.000	64263	0.00500	0.0052816(M)
46 BZ #180	13.418	13.418	0.000	64198	0.00500	0.0053076(M)
47 BZ #157	13.188	13.193	-0.005	56788	0.00500	0.0052578
49 BZ #169	14.125	14.130	-0.005	34767	0.00500	0.0052584
51 BZ #170	14.758	14.765	-0.007	51161	0.00500	0.0055338
52 BZ #189	15.322	15.329	-0.007	47245	0.00500	0.0054333
54 BZ #195	16.176	16.185	-0.009	53542	0.00500	0.0055617
\$ 115 BZ #205	16.538	16.547	-0.009	59319	0.00500	0.0054610



Compounds	RT	EXP RT	DLT RT	RESPONSE	AMOUNTS	
					CAL-AMT ( ng)	ON-COL ( ng)
=====	====	=====	=====	=====	=====	=====
56 BZ #206	17.198	17.204	-0.006	68627	0.00500	0.0057423
57 BZ #209	17.750	17.754	-0.004	48369	0.00500	0.0054920

QC Flag Legend

M - Compound response manually integrated.

Data File: W0420276.D

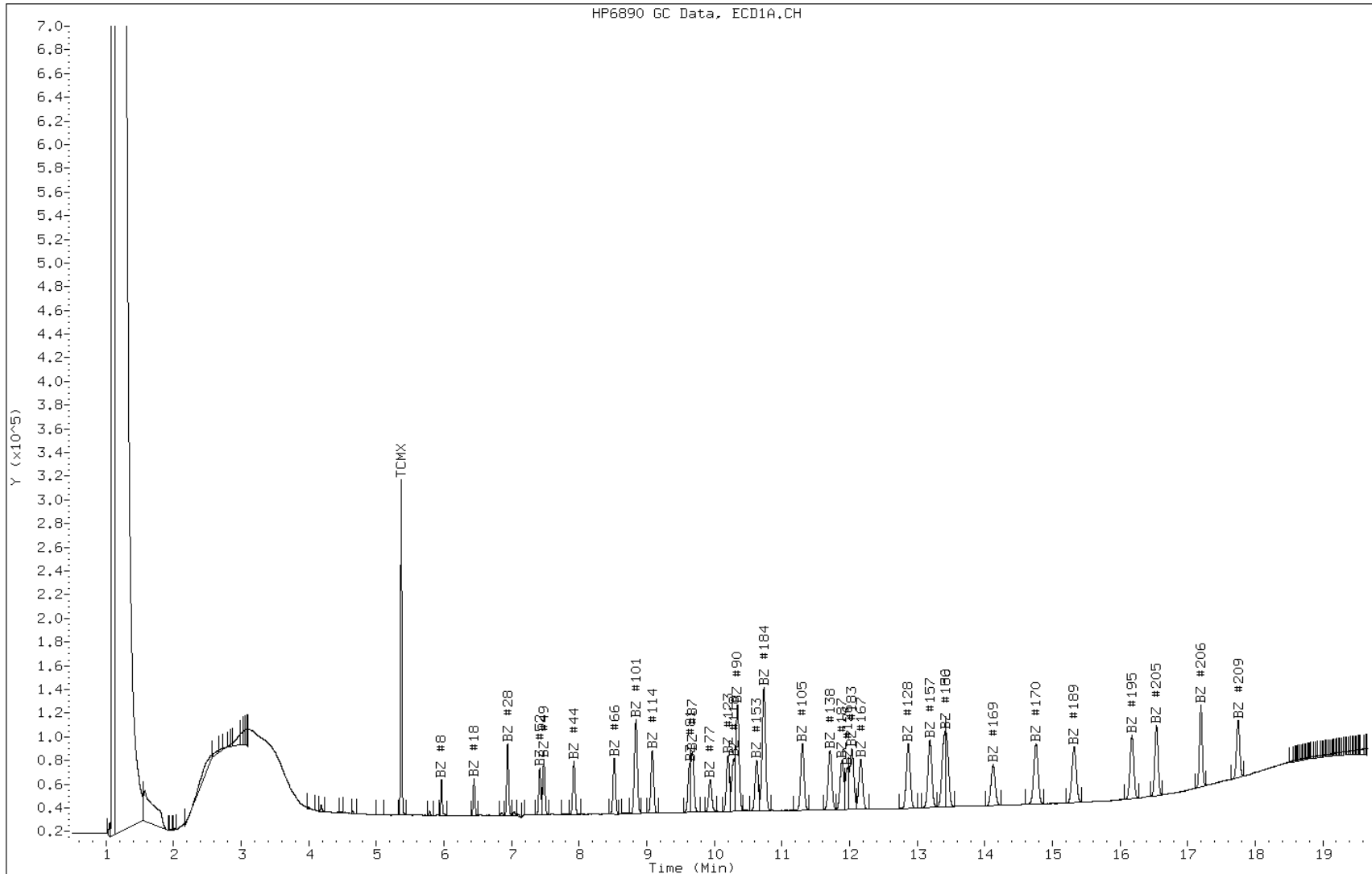
Date: 16-APR-2012 14:57

Client ID:

Instrument: gc12.i

Sample Info: 04162W.b

Operator: 01797



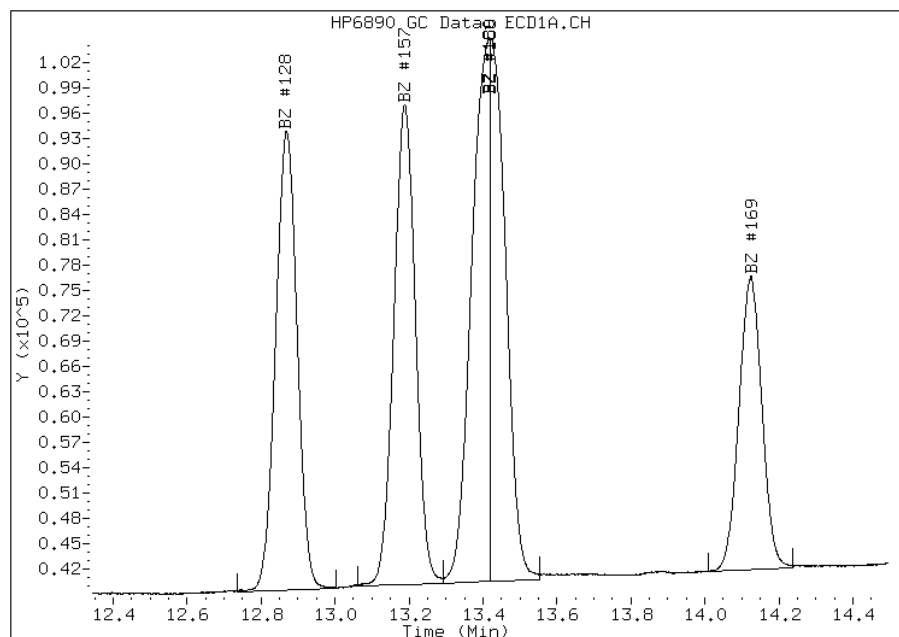
# Manual Integration Report

Data File: W0420276.D  
Inj. Date and Time: 16-APR-2012 14:57  
Instrument ID: gc12.i  
Client ID:  
Compound: 45 BZ #156  
CAS #: 38380-08-4  
Report Date: 04/17/2012

## Processing Integration Results

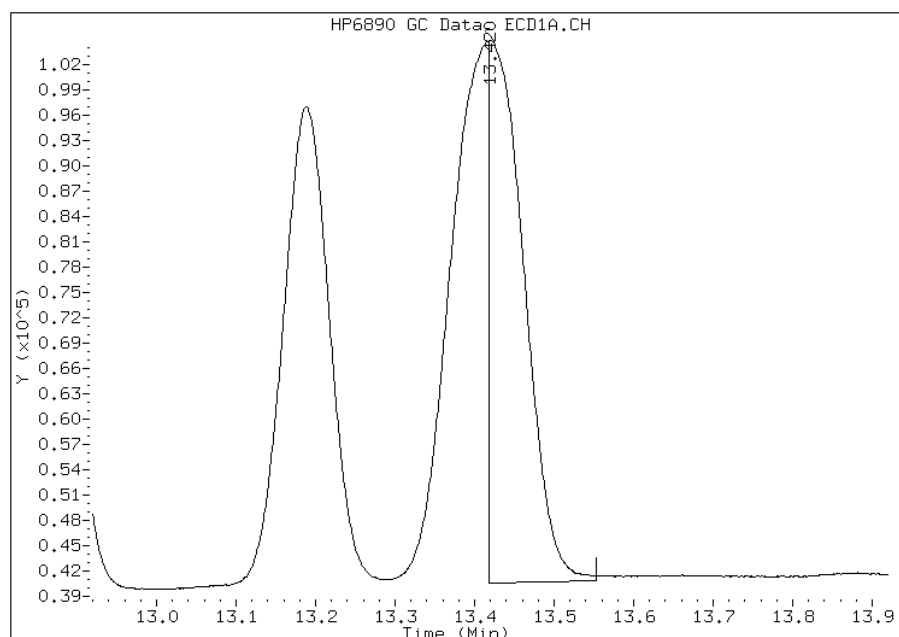
Not Detected

Expected RT: 13.42



## Manual Integration Results

RT: 13.42  
Response: 64263  
Amount: 0.01  
Conc: 0.01



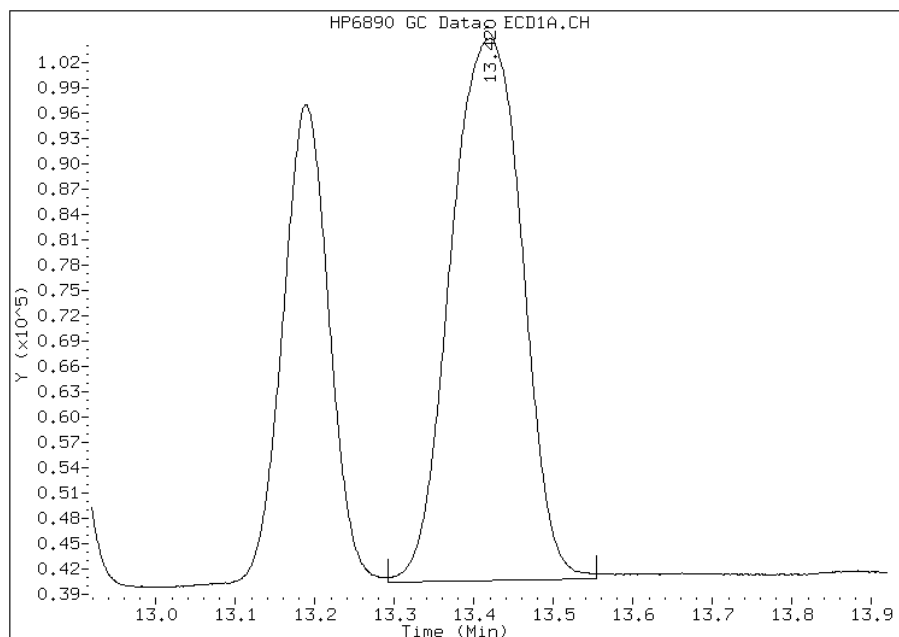
Manually Integrated By: eppinged  
Modification Date:  
Manual Integration Reason: Peak Split

# Manual Integration Report

Data File: W0420276.D  
Inj. Date and Time: 16-APR-2012 14:57  
Instrument ID: gc12.i  
Client ID:  
Compound: 46 BZ #180  
CAS #: 35065-29-3  
Report Date: 04/17/2012

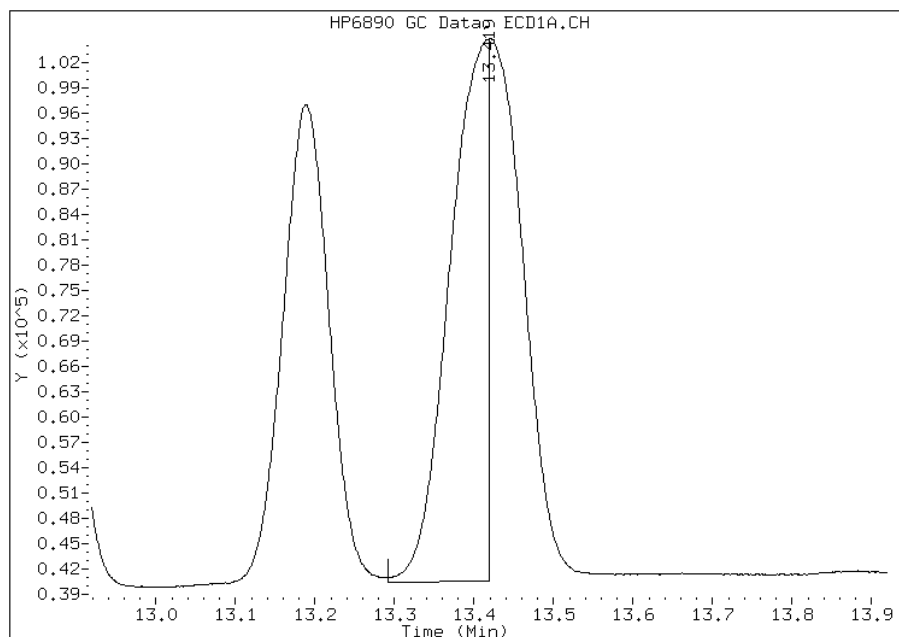
## Processing Integration Results

RT: 13.42  
Response: 64264  
Amount: 0.01  
Conc: 0.01



## Manual Integration Results

RT: 13.42  
Response: 64198  
Amount: 0.01  
Conc: 0.01



Manually Integrated By: eppinged  
Modification Date: 17-Apr-2012 07:32  
Manual Integration Reason: Peak Split

FORM I  
GC SEMI VOA ORGANICS ANALYSIS DATA SHEET

Lab Name: TestAmerica Pittsburgh Job No.: 180-9654-1  
 SDG No.: \_\_\_\_\_  
 Client Sample ID: \_\_\_\_\_ Lab Sample ID: MB 180-33265/1-A  
 Matrix: Solid Lab File ID: X0420271.D  
 Analysis Method: 8082A Date Collected: \_\_\_\_\_  
 Extraction Method: 3541 Date Extracted: 04/16/2012 07:20  
 Sample wt/vol: 10.0(g) Date Analyzed: 04/16/2012 12:23  
 Con. Extract Vol.: 20.0(mL) Dilution Factor: 1  
 Injection Volume: \_\_\_\_\_ GC Column: RTX-1701 ID: 0.53(mm)  
 % Moisture: \_\_\_\_\_ GPC Cleanup: (Y/N) N  
 Analysis Batch No.: 33393 Units: ug/Kg

CAS NO.	COMPOUND NAME	RESULT	Q	RL	MDL
7012-37-5	PCB-28	0.247	J	1.0	0.22

CAS NO.	SURROGATE	%REC	Q	LIMITS
877-09-8	Tetrachloro-m-xylene	92		35-140
74472-53-0	PCB-205	114		35-140

TestAmerica Pittsburgh

Data file : \\pitsvr06\d\chem\gc12.i\04162X.b\X0420271.D  
Lab Smp Id: mb 180-33265/1-a  
Inj Date : 16-APR-2012 12:23  
Operator : 01797 Inst ID: gc12.i  
Smp Info : 04162X.b  
Misc Info : mb 180-33265/1-a  
Comment : 8082 PCB ANALYSIS  
Method : \\pitsvr06\d\chem\gc12.i\04162X.b\Tcon1b.m  
Meth Date : 16-Apr-2012 11:10 gc12.i Quant Type: ESTD  
Cal Date : 04-APR-2012 11:37 Cal File: X0420076.D  
Als bottle: 7  
Dil Factor: 1.00000  
Integrator: Falcon Compound Sublist: MDL1.sub  
Target Version: 4.14  
Processing Host: PITPC-509

Concentration Formula: Amt \* DF \* CpndVariable  
Cpnd Variable Local Compound Variable

Compounds	CONCENTRATIONS					
	RT	EXP RT	DLT RT	RESPONSE	ON-COLUMN (ng)	FINAL (ug/Kg)
\$ 3 TCMX	5.696	5.695	0.001	55621	0.00230	0.0023020(R)
4 BZ #8	Compound Not Detected.					
6 BZ #18	Compound Not Detected.					
9 BZ #28	7.277	7.254	0.023	927	1e-004	0.00012325(a)
10 BZ #52	Compound Not Detected.					
11 BZ #49	Compound Not Detected.					
12 BZ #44	Compound Not Detected.					
16 BZ #66	Compound Not Detected.					
17 BZ #90	Compound Not Detected.					
18 BZ #101	Compound Not Detected.					
22 BZ #87	Compound Not Detected.					
23 BZ #81	Compound Not Detected.					
26 BZ #77	Compound Not Detected.					
28 BZ #123	Compound Not Detected.					
30 BZ #184	Compound Not Detected.					
29 BZ #118	Compound Not Detected.					
32 BZ #114	Compound Not Detected.					
33 BZ #153	Compound Not Detected.					
36 BZ #105	Compound Not Detected.					
37 BZ #138	Compound Not Detected.					
39 BZ #187	Compound Not Detected.					
40 BZ #183	Compound Not Detected.					
41 BZ #126	Compound Not Detected.					
42 BZ #167	Compound Not Detected.					
44 BZ #128	Compound Not Detected.					
46 BZ #156	Compound Not Detected.					
48 BZ #180	Compound Not Detected.					
47 BZ #157	Compound Not Detected.					

Compounds	RT	EXP RT	DLT RT	RESPONSE	CONCENTRATIONS	
					ON-COLUMN ( ng)	FINAL (ug/Kg)
=====	=====	=====	=====	=====	=====	=====
51 BZ #170				Compound Not Detected.		
52 BZ #169				Compound Not Detected.		
54 BZ #189				Compound Not Detected.		
55 BZ #195				Compound Not Detected.		
\$ 116 BZ #205	16.627	16.629	-0.002	30386	0.00285	0.0028517(R)
57 BZ #206				Compound Not Detected.		
58 BZ #209				Compound Not Detected.		

QC Flag Legend

- a - Target compound detected but, quantitated amount  
Below Limit Of Quantitation(BLOQ).
- R - Spike/Surrogate failed recovery limits.

Data File: X0420271.D

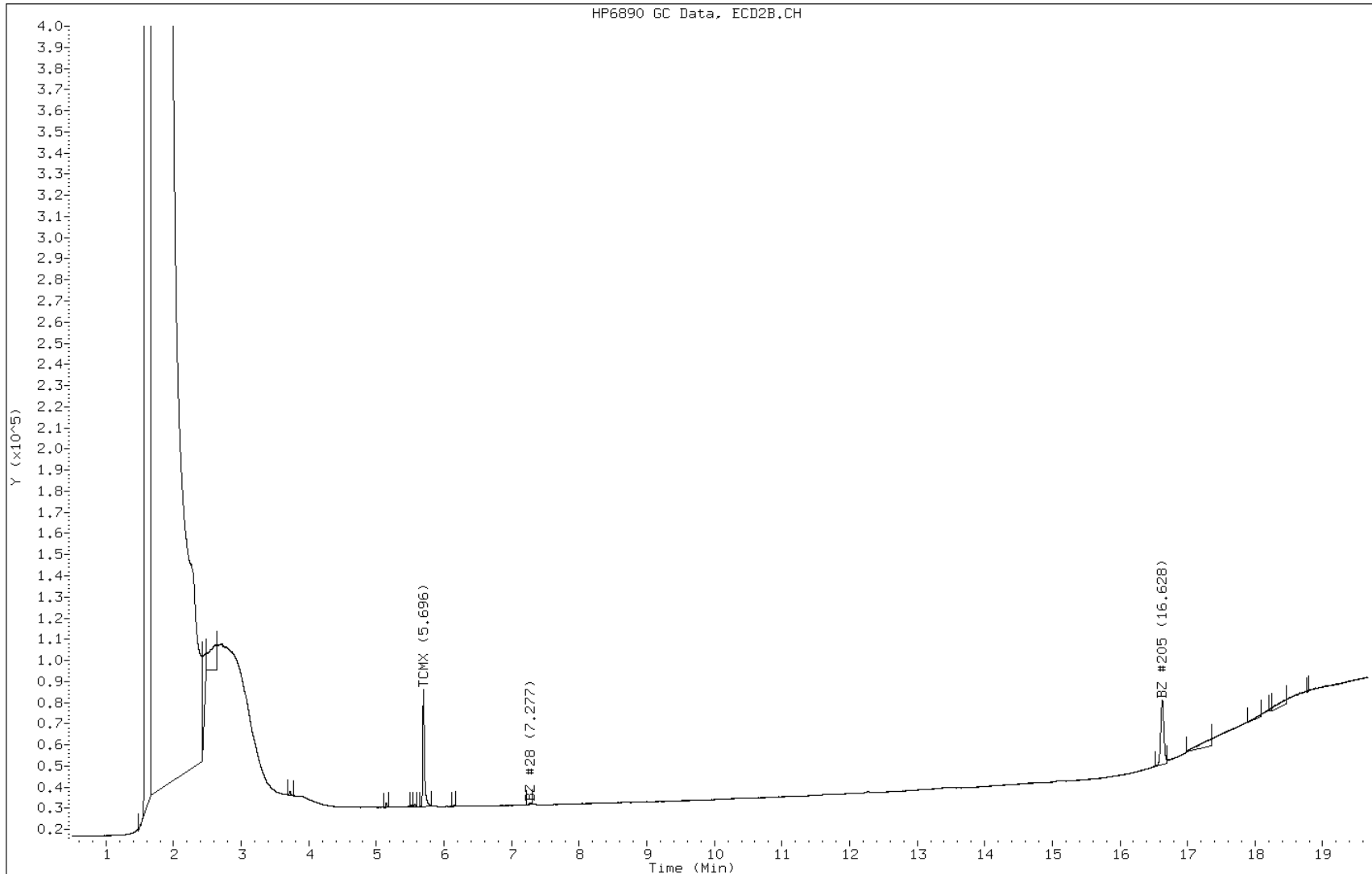
Date: 16-APR-2012 12:23

Client ID:

Instrument: gc12.i

Sample Info: 04162X.b

Operator: 01797





FORM I  
GC SEMI VOA ORGANICS ANALYSIS DATA SHEET

Lab Name: TestAmerica Pittsburgh Job No.: 180-9654-1  
 SDG No.: \_\_\_\_\_  
 Client Sample ID: \_\_\_\_\_ Lab Sample ID: MB 180-33265/1-A  
 Matrix: Solid Lab File ID: W0420271.D  
 Analysis Method: 8082A Date Collected: \_\_\_\_\_  
 Extraction Method: 3541 Date Extracted: 04/16/2012 07:20  
 Sample wt/vol: 10.0(g) Date Analyzed: 04/16/2012 12:49  
 Con. Extract Vol.: 20.0(mL) Dilution Factor: 1  
 Injection Volume: \_\_\_\_\_ GC Column: Rxi-50 ID: 0.53(mm)  
 % Moisture: \_\_\_\_\_ GPC Cleanup: (Y/N) N  
 Analysis Batch No.: 33392 Units: ug/Kg

CAS NO.	COMPOUND NAME	RESULT	Q	RL	MDL
34883-43-7	PCB-8	ND		1.0	0.21
37680-65-2	PCB-18	ND		1.0	0.14
41464-39-5	PCB-44	ND		1.0	0.21
35693-99-3	PCB-52	ND		1.0	0.20
32598-10-0	PCB-66	ND		1.0	0.16
37680-73-2	PCB-101	ND		1.0	0.20
31508-00-6	PCB-118	ND		1.0	0.20
38380-07-3	PCB-128	ND		1.0	0.21
35065-28-2	PCB-138	ND		1.0	0.22
35065-27-1	PCB-153	ND		1.0	0.21
35065-30-6	PCB-170	ND		1.0	0.21
35065-29-3	PCB-180	ND		1.0	0.20
2051-24-3	PCB 209	ND		1.0	0.22
52663-68-0	PCB-187	ND		1.0	0.21
52663-78-2	PCB-195	ND		1.0	0.20
40186-72-9	PCB-206	ND		1.0	0.20
32598-14-4	PCB-105	ND		1.0	0.21

CAS NO.	SURROGATE	%REC	Q	LIMITS
877-09-8	Tetrachloro-m-xylene	98		35-140
74472-53-0	PCB-205	117		35-140

TestAmerica Pittsburgh

Data file : \\pitsvr06\d\chem\gc12.i\04162W.b\W0420271.D  
Lab Smp Id: mb 180-33265/1-a  
Inj Date : 16-APR-2012 12:49  
Operator : 01797 Inst ID: gc12.i  
Smp Info : 04162W.b  
Misc Info : mb 180-33265/1-a  
Comment : 8082 PCB ANALYSIS  
Method : \\pitsvr06\d\chem\gc12.i\04162W.b\Tcon1a.m  
Meth Date : 16-Apr-2012 11:38 gc12.i Quant Type: ESTD  
Cal Date : 04-APR-2012 12:02 Cal File: W0420076.D  
Als bottle: 7  
Dil Factor: 1.00000  
Integrator: Falcon Compound Sublist: MDL1.sub  
Target Version: 4.14  
Processing Host: PITPC-509

Concentration Formula: Amt \* DF \* CpndVariable  
Cpnd Variable Local Compound Variable

Compounds	RT	EXP RT	DLT RT	RESPONSE	CONCENTRATIONS	
					ON-COLUMN ( ng)	FINAL (ug/Kg)
§ 113 TCMX	5.368	5.370	-0.002	84018	0.00244	0.0024378(R)
4 BZ #8				Compound Not Detected.		
6 BZ #18				Compound Not Detected.		
8 BZ #28	7.011	6.945	0.066	3348	3e-004	0.00026655(a)
10 BZ #52				Compound Not Detected.		
11 BZ #49				Compound Not Detected.		
12 BZ #44				Compound Not Detected.		
16 BZ #66				Compound Not Detected.		
17 BZ #101				Compound Not Detected.		
22 BZ #81				Compound Not Detected.		
23 BZ #87				Compound Not Detected.		
25 BZ #77				Compound Not Detected.		
27 BZ #123				Compound Not Detected.		
18 BZ #90				Compound Not Detected.		
28 BZ #118				Compound Not Detected.		
30 BZ #153				Compound Not Detected.		
33 BZ #184				Compound Not Detected.		
32 BZ #114				Compound Not Detected.		
35 BZ #105				Compound Not Detected.		
36 BZ #138	11.718	11.718	0.000	1048	1e-004	0.00010858(a)
38 BZ #187				Compound Not Detected.		
43 BZ #126				Compound Not Detected.		
39 BZ #183				Compound Not Detected.		
40 BZ #167				Compound Not Detected.		
42 BZ #128				Compound Not Detected.		
45 BZ #156				Compound Not Detected.		
46 BZ #180				Compound Not Detected.		
47 BZ #157				Compound Not Detected.		

Compounds	RT	EXP RT	DLT RT	RESPONSE	CONCENTRATIONS	
					ON-COLUMN ( ng)	FINAL (ug/Kg)
=====	=====	=====	=====	=====	=====	=====
49 BZ #169				Compound Not Detected.		
51 BZ #170				Compound Not Detected.		
52 BZ #189				Compound Not Detected.		
54 BZ #195				Compound Not Detected.		
\$ 115 BZ #205	16.544	16.547	-0.003	31666	0.00292	0.0029152(R)
56 BZ #206				Compound Not Detected.		
57 BZ #209				Compound Not Detected.		

QC Flag Legend

- a - Target compound detected but, quantitated amount Below Limit Of Quantitation(BLOQ).
- R - Spike/Surrogate failed recovery limits.

Data File: W0420271.D

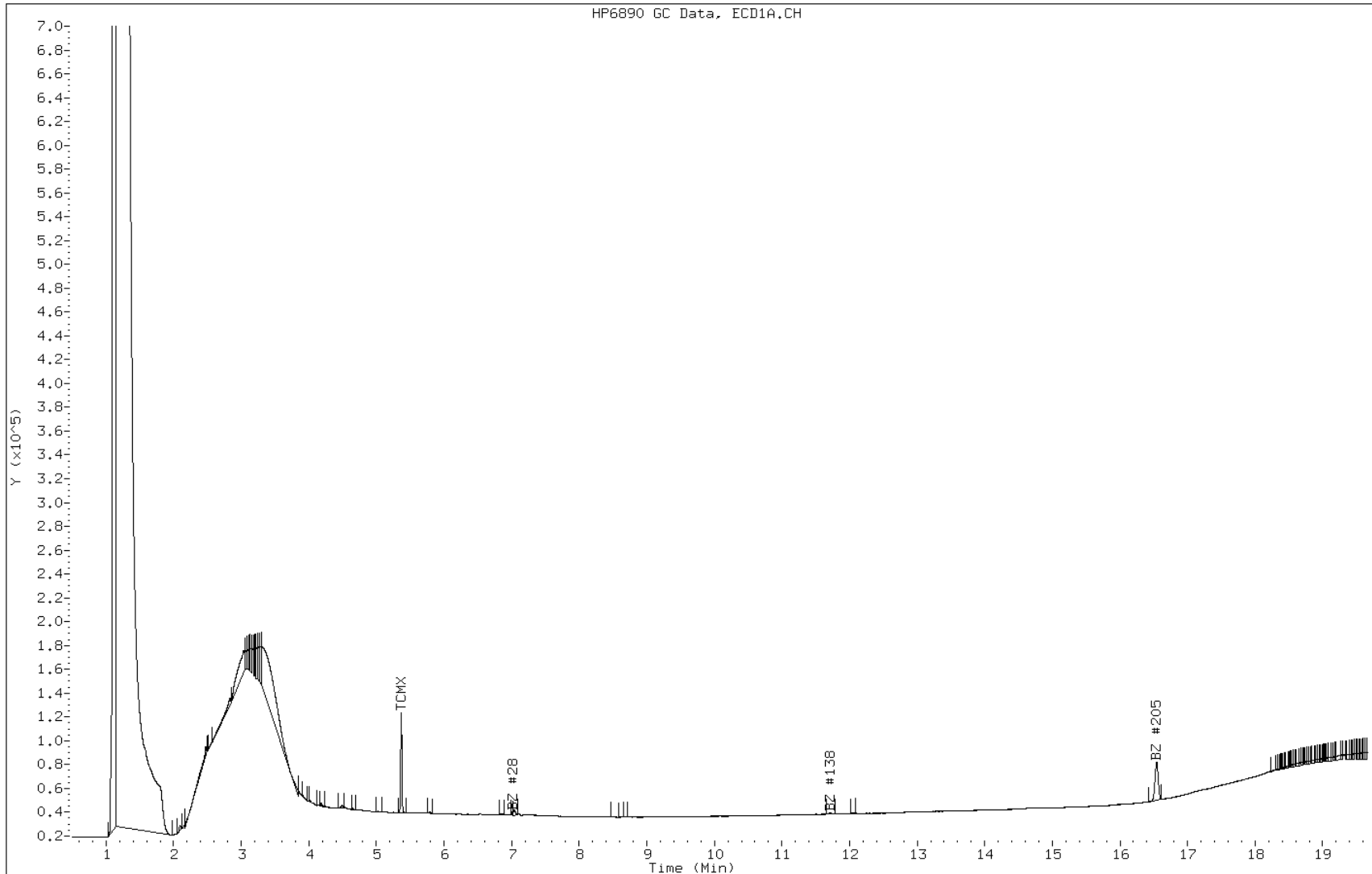
Date: 16-APR-2012 12:49

Client ID:

Instrument: gc12.i

Sample Info: 04162W.b

Operator: 01797



FORM I  
GC SEMI VOA ORGANICS ANALYSIS DATA SHEET

Lab Name: TestAmerica Pittsburgh Job No.: 180-9654-1  
 SDG No.: \_\_\_\_\_  
 Client Sample ID: \_\_\_\_\_ Lab Sample ID: LCS 180-33265/2-A  
 Matrix: Solid Lab File ID: X0420272.D  
 Analysis Method: 8082A Date Collected: \_\_\_\_\_  
 Extraction Method: 3541 Date Extracted: 04/16/2012 07:20  
 Sample wt/vol: 10.0(g) Date Analyzed: 04/16/2012 12:49  
 Con. Extract Vol.: 20.0(mL) Dilution Factor: 1  
 Injection Volume: \_\_\_\_\_ GC Column: RTX-1701 ID: 0.53(mm)  
 % Moisture: \_\_\_\_\_ GPC Cleanup: (Y/N) N  
 Analysis Batch No.: 33393 Units: ug/Kg

CAS NO.	COMPOUND NAME	RESULT	Q	RL	MDL
41464-39-5	PCB-44	18.4		1.0	0.21
37680-73-2	PCB-101	11.7		1.0	0.20
35065-28-2	PCB-138	19.1		1.0	0.22
52663-68-0	PCB-187	19.6		1.0	0.21

CAS NO.	SURROGATE	%REC	Q	LIMITS
877-09-8	Tetrachloro-m-xylene	90		35-140
74472-53-0	PCB-205	111		35-140

TestAmerica Pittsburgh

Data file : \\pitsvr06\d\chem\gc12.i\04162X.b\X0420272.D  
Lab Smp Id: lcs 180-33265/2-a  
Inj Date : 16-APR-2012 12:49  
Operator : 01797 Inst ID: gc12.i  
Smp Info : 04162X.b  
Misc Info : lcs 180-33265/2-a  
Comment : 8082 PCB ANALYSIS  
Method : \\pitsvr06\d\chem\gc12.i\04162X.b\Tcon1b.m  
Meth Date : 16-Apr-2012 11:10 gc12.i Quant Type: ESTD  
Cal Date : 04-APR-2012 11:37 Cal File: X0420076.D  
Als bottle: 8  
Dil Factor: 1.00000  
Integrator: Falcon Compound Sublist: MDL1.sub  
Target Version: 4.14  
Processing Host: PITPC-509

Concentration Formula: Amt \* DF \* CpndVariable  
Cpnd Variable Local Compound Variable

Compounds	RT	EXP RT	DLT RT	RESPONSE	CONCENTRATIONS	
					ON-COLUMN ( ng)	FINAL (ug/Kg)
\$ 3 TCMX	5.695	5.695	0.000	54362	0.00225	0.0022499(R)
4 BZ #8	6.222	6.222	0.000	29595	0.00817	0.0081718(a)
6 BZ #18	6.659	6.661	-0.002	46512	0.00905	0.0090549(a)
9 BZ #28	7.253	7.254	-0.001	62890	0.00836	0.0083618(a)
10 BZ #52	7.699	7.702	-0.003	59008	0.00845	0.0084473(a)
11 BZ #49	7.743	7.744	-0.001	74700	0.00902	0.0090214(a)
12 BZ #44	8.108	8.110	-0.002	74375	0.00921	0.0092078(a)
16 BZ #66	8.839	8.840	-0.001	63803	0.00966	0.0096642(a)
17 BZ #90	Compound Not Detected.					
18 BZ #101	9.134	9.123	0.011	67516	0.00583	0.0058263(a)
22 BZ #87	9.826	9.828	-0.002	93154	0.01170	0.011695(a)
23 BZ #81	Compound Not Detected.					
26 BZ #77	10.356	10.356	0.000	30594	0.00948	0.0094839(a)
28 BZ #123	Compound Not Detected.					
30 BZ #184	Compound Not Detected.					
29 BZ #118	10.616	10.632	-0.016	63770	0.00528	0.0052844(a)
32 BZ #114	Compound Not Detected.					
33 BZ #153	10.940	10.941	-0.001	68256	0.00910	0.0090966(a)
36 BZ #105	11.442	11.442	0.000	79600	0.00967	0.0096694(a)
37 BZ #138	11.808	11.811	-0.003	81578	0.00956	0.0095611(a)
39 BZ #187	11.978	11.983	-0.005	72770	0.00981	0.0098096(a)
40 BZ #183	12.093	12.096	-0.003	85727	0.00988	0.0098801(a)
41 BZ #126	12.435	12.437	-0.002	39921	0.00837	0.0083652(a)
42 BZ #167	Compound Not Detected.					
44 BZ #128	12.739	12.742	-0.003	92342	0.00976	0.0097554(a)
46 BZ #156	13.365	13.370	-0.005	89827	0.00984	0.0098438(a)
48 BZ #180	13.584	13.588	-0.004	86650	0.00542	0.0054182(a)
47 BZ #157	Compound Not Detected.					

Compounds	RT	EXP RT	DLT RT	RESPONSE	CONCENTRATIONS	
					ON-COLUMN ( ng)	FINAL (ug/Kg)
=====	====	=====	=====	=====	=====	=====
51 BZ #170	14.651	14.656	-0.005	91883	0.01022	0.010215(a)
52 BZ #169	14.754	14.759	-0.005	52802	0.00978	0.0097818(a)
54 BZ #189	Compound Not Detected.					
55 BZ #195	15.833	15.837	-0.004	90952	0.00999	0.0099919(a)
§ 116 BZ #205	16.624	16.629	-0.005	29444	0.00276	0.0027633(R)
57 BZ #206	17.106	17.110	-0.004	117329	0.00972	0.0097235(a)
58 BZ #209	17.412	17.417	-0.005	103636	0.01023	0.010232(a)

QC Flag Legend

- a - Target compound detected but, quantitated amount  
Below Limit Of Quantitation(BLOQ).
- R - Spike/Surrogate failed recovery limits.

Data File: X0420272.D

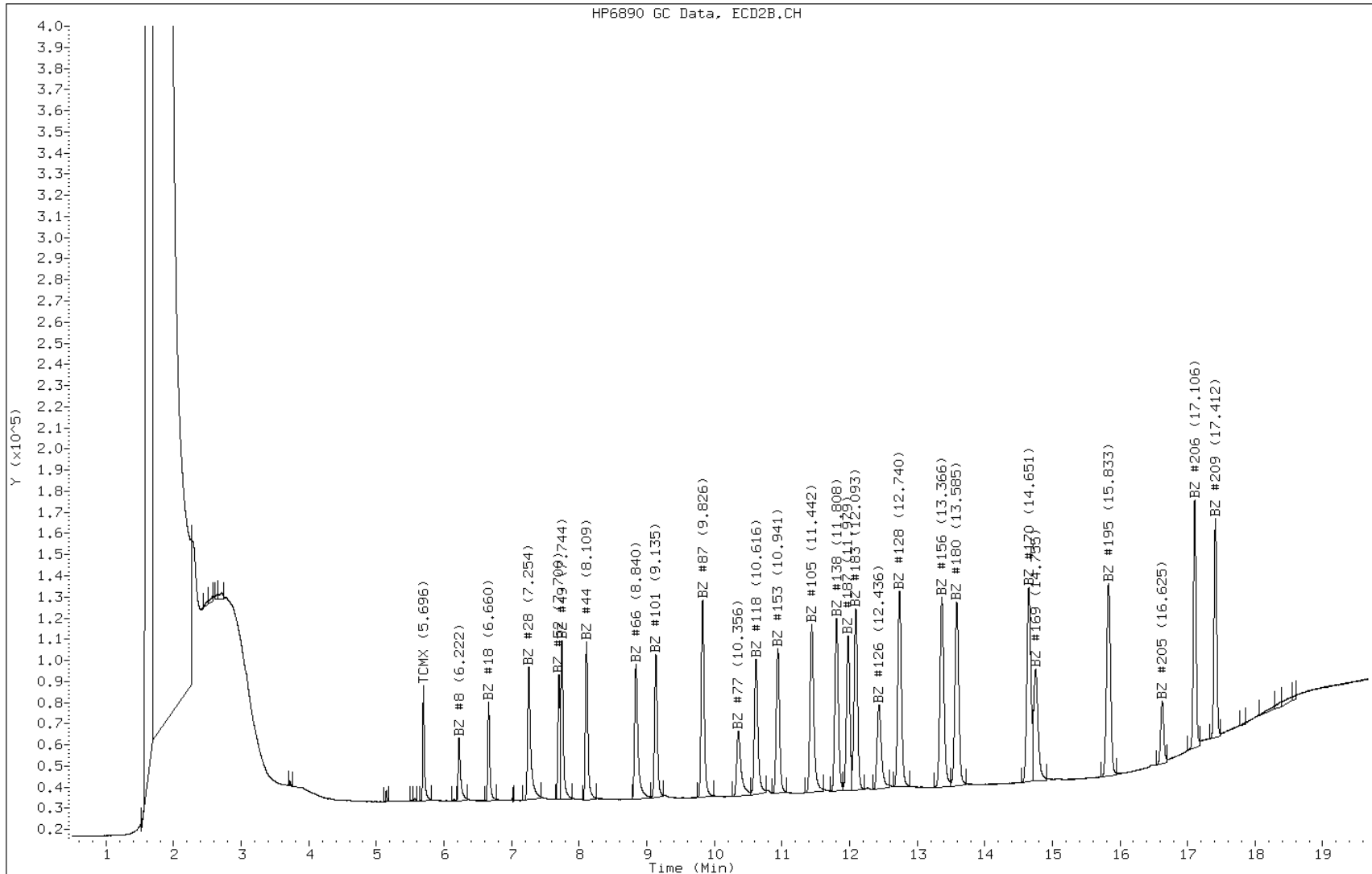
Date: 16-APR-2012 12:49

Client ID:

Instrument: gc12.i

Sample Info: 04162X.b

Operator: 01797





FORM I  
GC SEMI VOA ORGANICS ANALYSIS DATA SHEET

Lab Name: TestAmerica Pittsburgh Job No.: 180-9654-1  
 SDG No.: \_\_\_\_\_  
 Client Sample ID: \_\_\_\_\_ Lab Sample ID: LCS 180-33265/2-A  
 Matrix: Solid Lab File ID: W0420272.D  
 Analysis Method: 8082A Date Collected: \_\_\_\_\_  
 Extraction Method: 3541 Date Extracted: 04/16/2012 07:20  
 Sample wt/vol: 10.0(g) Date Analyzed: 04/16/2012 13:14  
 Con. Extract Vol.: 20.0(mL) Dilution Factor: 1  
 Injection Volume: \_\_\_\_\_ GC Column: Rxi-50 ID: 0.53(mm)  
 % Moisture: \_\_\_\_\_ GPC Cleanup: (Y/N) N  
 Analysis Batch No.: 33392 Units: ug/Kg

CAS NO.	COMPOUND NAME	RESULT	Q	RL	MDL
34883-43-7	PCB-8	17.7		1.0	0.21
37680-65-2	PCB-18	18.3		1.0	0.14
7012-37-5	PCB-28	17.9		1.0	0.22
35693-99-3	PCB-52	17.0		1.0	0.20
32598-10-0	PCB-66	20.0		1.0	0.16
31508-00-6	PCB-118	20.0		1.0	0.20
38380-07-3	PCB-128	19.8		1.0	0.21
35065-27-1	PCB-153	19.1		1.0	0.21
35065-30-6	PCB-170	21.0		1.0	0.21
35065-29-3	PCB-180	15.3		1.0	0.20
2051-24-3	PCB 209	20.5		1.0	0.22
52663-78-2	PCB-195	21.4		1.0	0.20
40186-72-9	PCB-206	19.9		1.0	0.20
32598-14-4	PCB-105	20.0		1.0	0.21

CAS NO.	SURROGATE	%REC	Q	LIMITS
877-09-8	Tetrachloro-m-xylene	93		35-140
74472-53-0	PCB-205	111		35-140

TestAmerica Pittsburgh

Data file : \\pitsvr06\d\chem\gc12.i\04162W.b\W0420272.D  
Lab Smp Id: lcs 180-33265/2-a  
Inj Date : 16-APR-2012 13:14  
Operator : 01797 Inst ID: gc12.i  
Smp Info : 04162W.b  
Misc Info : lcs 180-33265/2-a  
Comment : 8082 PCB ANALYSIS  
Method : \\pitsvr06\d\chem\gc12.i\04162W.b\Tcon1a.m  
Meth Date : 16-Apr-2012 11:38 gc12.i Quant Type: ESTD  
Cal Date : 04-APR-2012 12:02 Cal File: W0420076.D  
Als bottle: 8  
Dil Factor: 1.00000  
Integrator: Falcon Compound Sublist: MDL1.sub  
Target Version: 4.14  
Processing Host: PITPC-509

Concentration Formula: Amt \* DF \* CpndVariable  
Cpnd Variable Local Compound Variable

Compounds	RT	EXP RT	DLT RT	RESPONSE	CONCENTRATIONS	
					ON-COLUMN ( ng)	FINAL (ug/Kg)
§ 113 TCMX	5.367	5.370	-0.003	80226	0.00233	0.0023278(R)
4 BZ #8	5.963	5.965	-0.002	56192	0.00883	0.0088267(a)
6 BZ #18	6.444	6.447	-0.003	58532	0.00913	0.0091256(a)
8 BZ #28	6.942	6.945	-0.003	112637	0.00897	0.0089676(a)
10 BZ #52	7.418	7.421	-0.003	68279	0.00850	0.0085012(a)
11 BZ #49	7.479	7.481	-0.002	84390	0.00902	0.0090166(a)
12 BZ #44	7.924	7.927	-0.003	84466	0.00911	0.0091076(a)
16 BZ #66	8.521	8.523	-0.002	93920	0.01000	0.010002(a)
17 BZ #101	8.832	8.843	-0.011	75471	0.00485	0.0048462(a)
22 BZ #81	Compound Not Detected.					
23 BZ #87	9.678	9.680	-0.002	110204	0.01130	0.011298(a)
25 BZ #77	9.940	9.943	-0.003	53545	0.00981	0.0098078(a)
27 BZ #123	Compound Not Detected.					
18 BZ #90	Compound Not Detected.					
28 BZ #118	10.281	10.288	-0.007	86460	0.01000	0.010000(a)
30 BZ #153	10.626	10.632	-0.006	79110	0.00954	0.0095400(a)
33 BZ #184	Compound Not Detected.					
32 BZ #114	Compound Not Detected.					
35 BZ #105	11.303	11.310	-0.007	107458	0.01000	0.010003(a)
36 BZ #138	11.714	11.718	-0.004	92053	0.00954	0.0095373(a)
38 BZ #187	11.889	11.894	-0.005	75597	0.00972	0.0097192(a)
43 BZ #126	11.967	11.974	-0.007	61062	0.00885	0.0088473(a)
39 BZ #183	12.037	12.042	-0.005	90337	0.00953	0.0095322(a)
40 BZ #167	Compound Not Detected.					
42 BZ #128	12.870	12.874	-0.004	102318	0.00990	0.0099036(a)
45 BZ #156	13.393	13.423	-0.030	92610	0.00761	0.0076114(aM)
46 BZ #180	13.393	13.421	-0.028	92610	0.00766	0.0076566(a)
47 BZ #157	13.190	13.193	-0.003	107689	0.00997	0.0099704(a)

Compounds	RT	EXP RT	DLT RT	RESPONSE	CONCENTRATIONS	
					ON-COLUMN ( ng)	FINAL (ug/Kg)
=====	====	=====	=====	=====	=====	=====
49 BZ #169	14.126	14.130	-0.004	66075	0.00999	0.0099937(a)
51 BZ #170	14.757	14.765	-0.008	97204	0.01051	0.010514(a)
52 BZ #189	Compound Not Detected.					
54 BZ #195	16.177	16.185	-0.008	103047	0.01070	0.010704(a)
§ 115 BZ #205	16.542	16.547	-0.005	30221	0.00278	0.0027822(R)
56 BZ #206	17.199	17.204	-0.005	118884	0.00995	0.0099474(a)
57 BZ #209	17.749	17.754	-0.005	90488	0.01027	0.010274(a)

QC Flag Legend

- a - Target compound detected but, quantitated amount Below Limit Of Quantitation(BLOQ).
- R - Spike/Surrogate failed recovery limits.
- M - Compound response manually integrated.

Data File: W0420272.D

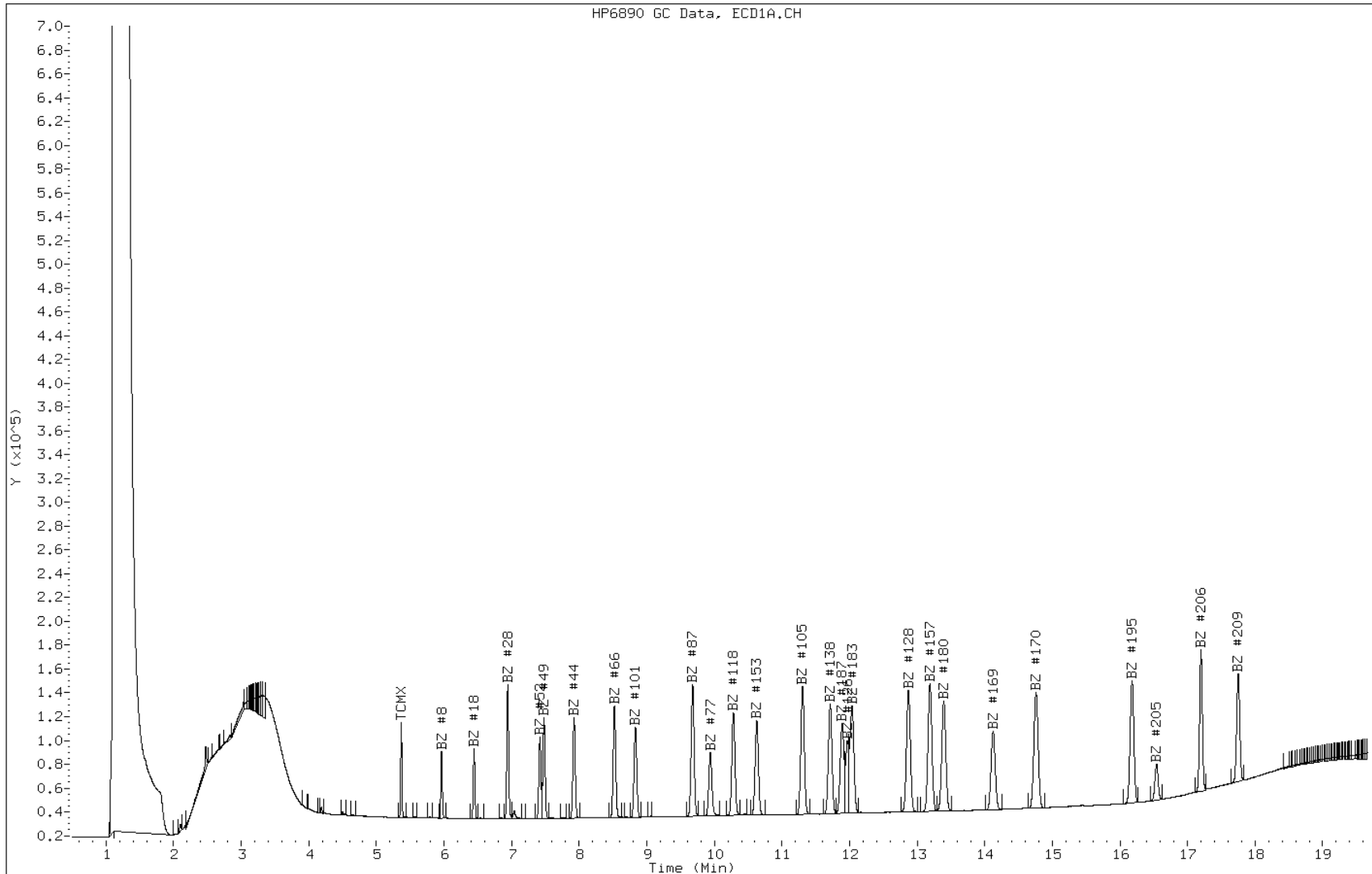
Date: 16-APR-2012 13:14

Client ID:

Instrument: gc12.i

Sample Info: 04162W.b

Operator: 01797



FORM I  
GC SEMI VOA ORGANICS ANALYSIS DATA SHEET

Lab Name: TestAmerica Pittsburgh Job No.: 180-9654-1  
 SDG No.: \_\_\_\_\_  
 Client Sample ID: S-12A-CO12-0.0-0.5QA MS Lab Sample ID: 180-9654-1 MS  
 Matrix: Solid Lab File ID: X0420274.D  
 Analysis Method: 8082A Date Collected: 04/04/2012 10:30  
 Extraction Method: 3541 Date Extracted: 04/16/2012 07:20  
 Sample wt/vol: 10.2(g) Date Analyzed: 04/16/2012 13:40  
 Con. Extract Vol.: 20.0(mL) Dilution Factor: 2  
 Injection Volume: \_\_\_\_\_ GC Column: RTX-1701 ID: 0.53(mm)  
 % Moisture: 19.3 GPC Cleanup: (Y/N) N  
 Analysis Batch No.: 33393 Units: ug/Kg

CAS NO.	COMPOUND NAME	RESULT	Q	RL	MDL
41464-39-5	PCB-44	61.4		2.4	0.50
32598-10-0	PCB-66	36.9		2.4	0.40
31508-00-6	PCB-118	36.5		2.4	0.50
38380-07-3	PCB-128	24.7		2.4	0.50
35065-28-2	PCB-138	46.7		2.4	0.52
52663-68-0	PCB-187	28.1		2.4	0.52
40186-72-9	PCB-206	21.8		2.4	0.49

CAS NO.	SURROGATE	%REC	Q	LIMITS
877-09-8	Tetrachloro-m-xylene	89		35-140
74472-53-0	PCB-205	111		35-140

TestAmerica Pittsburgh

Data file : \\pitsvr06\d\chem\gc12.i\04162X.b\X0420274.D  
 Lab Smp Id: 180-9654-a-1-a ms  
 Inj Date : 16-APR-2012 13:40  
 Operator : 01797 Inst ID: gc12.i  
 Smp Info : 04162X.b  
 Misc Info : 180-9654-a-1-a ms  
 Comment : 8082 PCB ANALYSIS  
 Method : \\pitsvr06\d\chem\gc12.i\04162X.b\Tcon1b.m  
 Meth Date : 16-Apr-2012 11:10 gc12.i Quant Type: ESTD  
 Cal Date : 04-APR-2012 11:37 Cal File: X0420076.D  
 Als bottle: 10  
 Dil Factor: 2.00000  
 Integrator: Falcon Compound Sublist: MDL1.sub  
 Target Version: 4.14  
 Processing Host: PITPC-509

Concentration Formula: Amt \* DF \* CpndVariable  
 Cpnd Variable Local Compound Variable

Compounds	RT	EXP RT	DLT RT	RESPONSE	CONCENTRATIONS	
					ON-COLUMN ( ng)	FINAL (ug/Kg)
\$ 3 TCMX	5.693	5.695	-0.002	26876	0.00111	0.0022246(R)
4 BZ #8	6.217	6.222	-0.005	29212	0.00807	0.016132(a)
6 BZ #18	6.660	6.661	-0.001	91798	0.01787	0.035742(a)
9 BZ #28	7.242	7.254	-0.012	317712	0.04224	0.084486(a)
10 BZ #52	7.696	7.702	-0.006	179025	0.02563	0.051257(a)
11 BZ #49	7.739	7.744	-0.005	225457	0.02723	0.054456(a)
12 BZ #44	8.104	8.110	-0.006	102091	0.01264	0.025278(a)
16 BZ #66	8.876	8.840	0.036	50088	0.00759	0.015174(a)
17 BZ #90	Compound Not Detected.					
18 BZ #101	9.129	9.123	0.006	90196	0.00778	0.015567(a)
22 BZ #87	9.820	9.828	-0.008	112773	0.01416	0.028317(a)
23 BZ #81	Compound Not Detected.					
26 BZ #77	10.344	10.356	-0.012	20392	0.00632	0.012643(a)
28 BZ #123	Compound Not Detected.					
30 BZ #184	10.787	10.747	0.040	12539	8e-004	0.0016666(a)
29 BZ #118	10.608	10.632	-0.024	90516	0.00750	0.015001(a)
32 BZ #114	Compound Not Detected.					
33 BZ #153	10.935	10.941	-0.006	92225	0.01229	0.024582(a)
36 BZ #105	11.434	11.442	-0.008	48879	0.00594	0.011875(a)
37 BZ #138	11.799	11.811	-0.012	82018	0.00961	0.019225(a)
39 BZ #187	11.972	11.983	-0.011	42815	0.00577	0.011543(a)
40 BZ #183	12.089	12.096	-0.007	42421	0.00489	0.0097781(a)
41 BZ #126	12.428	12.437	-0.009	17400	0.00365	0.0072922(a)
42 BZ #167	12.638	12.595	0.043	1870	3e-004	0.00055100(a)
44 BZ #128	12.736	12.742	-0.006	48032	0.00507	0.010148(a)
46 BZ #156	13.361	13.370	-0.009	48150	0.00528	0.010553(a)
48 BZ #180	13.581	13.588	-0.007	50545	0.00316	0.0063211(a)
47 BZ #157	Compound Not Detected.					

Compounds	RT	EXP RT	DLT RT	RESPONSE	CONCENTRATIONS	
					ON-COLUMN ( ng)	FINAL (ug/Kg)
=====	====	=====	=====	=====	=====	=====
51 BZ #170	14.652	14.656	-0.004	50168	0.00558	0.011155(a)
52 BZ #169	14.751	14.759	-0.008	25318	0.00469	0.0093805(a)
54 BZ #189	Compound Not Detected.					
55 BZ #195	15.831	15.837	-0.006	42258	0.00464	0.0092848(a)
§ 116 BZ #205	16.624	16.629	-0.005	14782	0.00139	0.0027746(R)
57 BZ #206	17.105	17.110	-0.005	54176	0.00449	0.0089795(a)
58 BZ #209	17.411	17.417	-0.006	48169	0.00476	0.0095112(a)

QC Flag Legend

- a - Target compound detected but, quantitated amount  
Below Limit Of Quantitation(BLOQ).
- R - Spike/Surrogate failed recovery limits.

Data File: X0420274.D

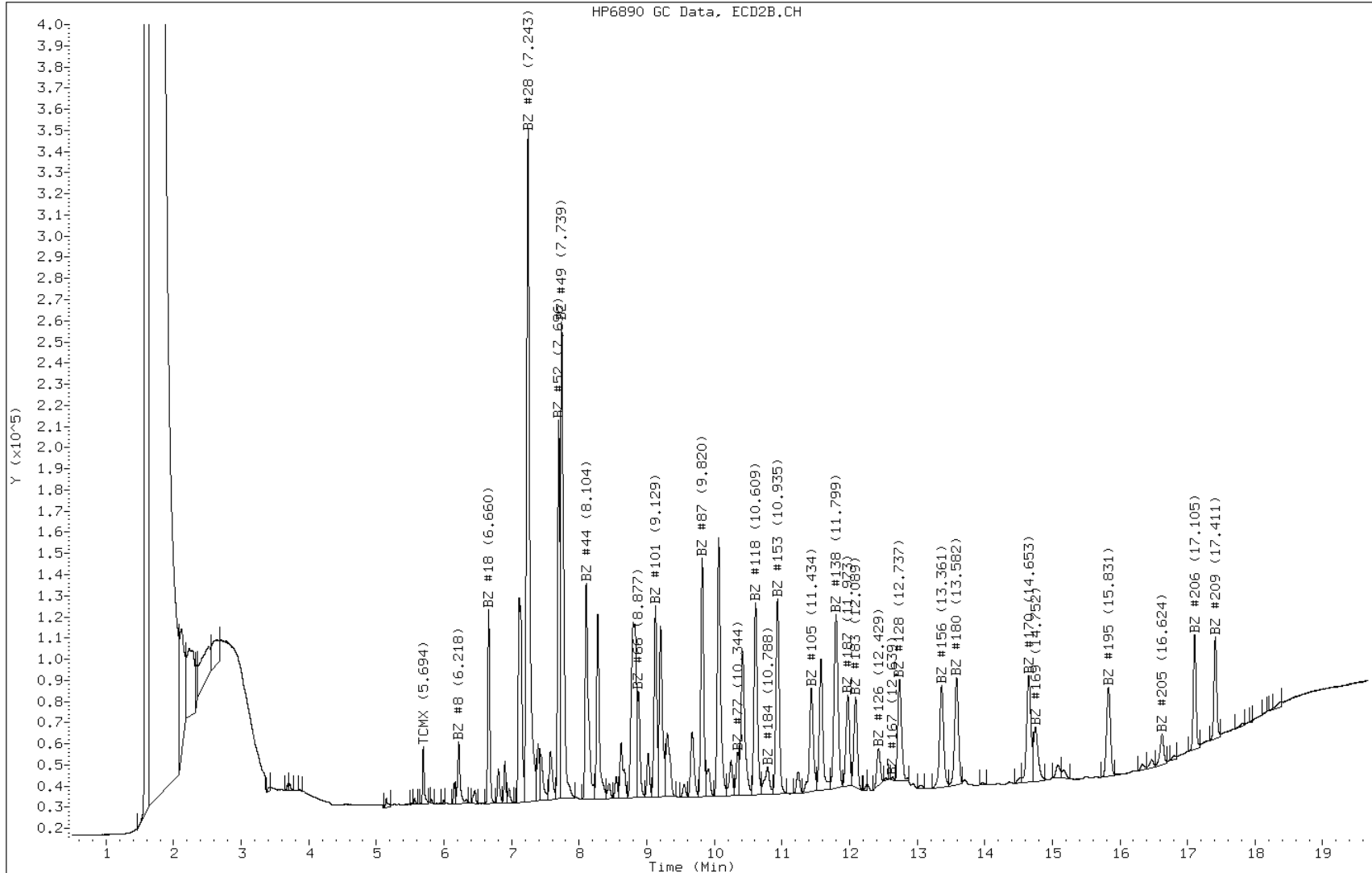
Date: 16-APR-2012 13:40

Client ID:

Instrument: gc12.i

Sample Info: 04162X.b

Operator: 01797





FORM I  
GC SEMI VOA ORGANICS ANALYSIS DATA SHEET

Lab Name: TestAmerica Pittsburgh Job No.: 180-9654-1  
 SDG No.: \_\_\_\_\_  
 Client Sample ID: S-12A-CO12-0.0-0.5QA MS Lab Sample ID: 180-9654-1 MS  
 Matrix: Solid Lab File ID: W0420274.D  
 Analysis Method: 8082A Date Collected: 04/04/2012 10:30  
 Extraction Method: 3541 Date Extracted: 04/16/2012 07:20  
 Sample wt/vol: 10.2(g) Date Analyzed: 04/16/2012 14:06  
 Con. Extract Vol.: 20.0(mL) Dilution Factor: 2  
 Injection Volume: \_\_\_\_\_ GC Column: Rxi-50 ID: 0.53(mm)  
 % Moisture: 19.3 GPC Cleanup: (Y/N) N  
 Analysis Batch No.: 33392 Units: ug/Kg

CAS NO.	COMPOUND NAME	RESULT	Q	RL	MDL
34883-43-7	PCB-8	35.7		2.4	0.51
37680-65-2	PCB-18	94.5		2.4	0.33
7012-37-5	PCB-28	192		2.4	0.55
35693-99-3	PCB-52	124		2.4	0.48
37680-73-2	PCB-101	39.3		2.4	0.49
35065-27-1	PCB-153	64.2		2.4	0.51
35065-30-6	PCB-170	29.2		2.4	0.50
35065-29-3	PCB-180	22.7		2.4	0.50
2051-24-3	PCB 209	23.4		2.4	0.52
52663-78-2	PCB-195	25.3		2.4	0.49
32598-14-4	PCB-105	29.7		2.4	0.51

CAS NO.	SURROGATE	%REC	Q	LIMITS
877-09-8	Tetrachloro-m-xylene	91		35-140
74472-53-0	PCB-205	106		35-140

TestAmerica Pittsburgh

Data file : \\pitsvr06\d\chem\gc12.i\04162W.b\W0420274.D  
Lab Smp Id: 180-9654-a-1-a ms  
Inj Date : 16-APR-2012 14:06  
Operator : 01797 Inst ID: gc12.i  
Smp Info : 04162W.b  
Misc Info : 180-9654-a-1-a ms  
Comment : 8082 PCB ANALYSIS  
Method : \\pitsvr06\d\chem\gc12.i\04162W.b\Tcon1a.m  
Meth Date : 16-Apr-2012 11:38 gc12.i Quant Type: ESTD  
Cal Date : 04-APR-2012 12:02 Cal File: W0420076.D  
Als bottle: 10  
Dil Factor: 2.00000  
Integrator: Falcon Compound Sublist: MDL1.sub  
Target Version: 4.14  
Processing Host: PITPC-509

Concentration Formula: Amt \* DF \* CpndVariable  
Cpnd Variable Local Compound Variable

Compounds	RT	EXP RT	DLT RT	RESPONSE	CONCENTRATIONS	
					ON-COLUMN ( ng)	FINAL (ug/Kg)
§ 113 TCMX	5.368	5.370	-0.002	39137	0.00114	0.0022711(R)
4 BZ #8	5.964	5.965	-0.001	46798	0.00735	0.014702(a)
6 BZ #18	6.447	6.447	0.000	124631	0.01943	0.038862(a)
8 BZ #28	6.941	6.945	-0.004	495989	0.03949	0.078977(a)
10 BZ #52	7.419	7.421	-0.002	204922	0.02551	0.051029(a)
11 BZ #49	7.481	7.481	0.000	259830	0.02776	0.055523(a)
12 BZ #44	7.924	7.927	-0.003	109898	0.01185	0.023700(a)
16 BZ #66	8.521	8.523	-0.002	103662	0.01104	0.022079(a)
17 BZ #101	8.828	8.843	-0.015	126033	0.00809	0.016186(a)
22 BZ #81	9.606	9.640	-0.034	8335	0.00103	0.0020558(a)
23 BZ #87	9.678	9.680	-0.002	65161	0.00668	0.013361(a)
25 BZ #77	9.928	9.943	-0.015	170846	0.03129	0.062587(a)
27 BZ #123	Compound Not Detected.					
18 BZ #90	10.331	10.348	-0.017	73623	0.00423	0.0084556(a)
28 BZ #118	10.282	10.288	-0.006	125654	0.01453	0.029068(a)
30 BZ #153	10.627	10.632	-0.005	109455	0.01320	0.026399(a)
33 BZ #184	Compound Not Detected.					
32 BZ #114	9.073	9.087	-0.014	34520	0.00332	0.0066317(a)
35 BZ #105	11.305	11.310	-0.005	65567	0.00610	0.012207(a)
36 BZ #138	11.713	11.718	-0.005	78468	0.00813	0.016260(a)
38 BZ #187	11.893	11.894	-0.001	48389	0.00622	0.012442(a)
43 BZ #126	11.969	11.974	-0.005	30753	0.00446	0.0089116(a)
39 BZ #183	12.038	12.042	-0.004	48759	0.00514	0.010290(a)
40 BZ #167	12.165	12.173	-0.008	5612	7e-004	0.0013780(a)
42 BZ #128	12.873	12.874	-0.001	64735	0.00627	0.012532(a)
45 BZ #156	13.395	13.423	-0.028	56440	0.00464	0.0092774(aM)
46 BZ #180	13.395	13.421	-0.026	56440	0.00467	0.0093325(a)
47 BZ #157	13.188	13.193	-0.005	60061	0.00556	0.011122(a)

Compounds	RT	EXP RT	DLT RT	RESPONSE	CONCENTRATIONS	
					ON-COLUMN ( ng)	FINAL (ug/Kg)
=====	====	=====	=====	=====	=====	=====
49 BZ #169	14.129	14.130	-0.001	31900	0.00482	0.0096496(a)
51 BZ #170	14.761	14.765	-0.004	55502	0.00600	0.012006(a)
52 BZ #189	15.304	15.329	-0.025	2641	3.e-004	0.00060744(a)
54 BZ #195	16.180	16.185	-0.005	50015	0.00520	0.010391(a)
§ 115 BZ #205	16.543	16.547	-0.004	14454	0.00133	0.0026613(R)
56 BZ #206	17.202	17.204	-0.002	57717	0.00483	0.0096588(a)
57 BZ #209	17.753	17.754	-0.001	42393	0.00481	0.0096270(a)

QC Flag Legend

- a - Target compound detected but, quantitated amount  
Below Limit Of Quantitation(BLOQ).
- R - Spike/Surrogate failed recovery limits.
- M - Compound response manually integrated.

Data File: W0420274.D

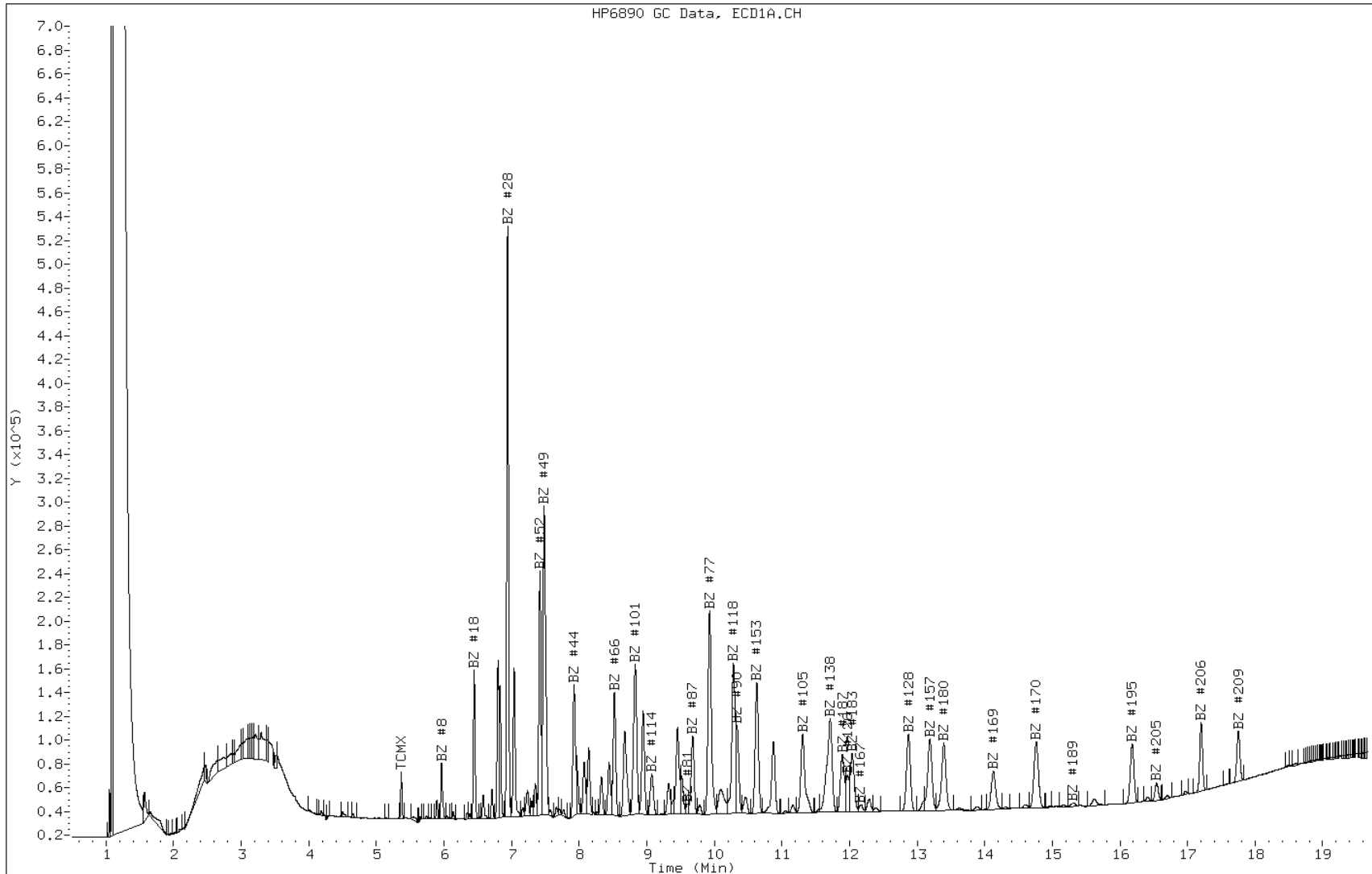
Date: 16-APR-2012 14:06

Client ID:

Instrument: gc12.i

Sample Info: 04162W.b

Operator: 01797



FORM I  
GC SEMI VOA ORGANICS ANALYSIS DATA SHEET

Lab Name: TestAmerica Pittsburgh Job No.: 180-9654-1  
 SDG No.: \_\_\_\_\_  
 Client Sample ID: S-12A-CO12-0.0-0.5QA MSD Lab Sample ID: 180-9654-1 MSD  
 Matrix: Solid Lab File ID: X0420275.D  
 Analysis Method: 8082A Date Collected: 04/04/2012 10:30  
 Extraction Method: 3541 Date Extracted: 04/16/2012 07:20  
 Sample wt/vol: 10.3(g) Date Analyzed: 04/16/2012 14:06  
 Con. Extract Vol.: 20.0(mL) Dilution Factor: 2  
 Injection Volume: \_\_\_\_\_ GC Column: RTX-1701 ID: 0.53(mm)  
 % Moisture: 19.3 GPC Cleanup: (Y/N) N  
 Analysis Batch No.: 33393 Units: ug/Kg

CAS NO.	COMPOUND NAME	RESULT	Q	RL	MDL
41464-39-5	PCB-44	62.3		2.4	0.50
32598-10-0	PCB-66	61.0		2.4	0.40
31508-00-6	PCB-118	36.9		2.4	0.49
38380-07-3	PCB-128	25.1		2.4	0.50
35065-28-2	PCB-138	47.2		2.4	0.52
52663-68-0	PCB-187	28.3		2.4	0.51
40186-72-9	PCB-206	22.4		2.4	0.48

CAS NO.	SURROGATE	%REC	Q	LIMITS
877-09-8	Tetrachloro-m-xylene	90		35-140
74472-53-0	PCB-205	110		35-140

TestAmerica Pittsburgh

Data file : \\pitsvr06\d\chem\gc12.i\04162X.b\X0420275.D  
 Lab Smp Id: 180-9654-a-1-b msd  
 Inj Date : 16-APR-2012 14:06  
 Operator : 01797 Inst ID: gc12.i  
 Smp Info : 04162X.b  
 Misc Info : 180-9654-a-1-b msd  
 Comment : 8082 PCB ANALYSIS  
 Method : \\pitsvr06\d\chem\gc12.i\04162X.b\Tcon1b.m  
 Meth Date : 16-Apr-2012 11:10 gc12.i Quant Type: ESTD  
 Cal Date : 04-APR-2012 11:37 Cal File: X0420076.D  
 Als bottle: 11  
 Dil Factor: 2.00000  
 Integrator: Falcon Compound Sublist: MDL1.sub  
 Target Version: 4.14  
 Processing Host: PITPC-509

Concentration Formula: Amt \* DF \* CpndVariable  
 Cpnd Variable Local Compound Variable

Compounds	RT	EXP RT	DLT RT	RESPONSE	CONCENTRATIONS	
					ON-COLUMN ( ng)	FINAL (ug/Kg)
\$ 3 TCMX	5.695	5.695	0.000	27174	0.00112	0.0022493(R)
4 BZ #8	6.219	6.222	-0.003	29816	0.00823	0.016466(a)
6 BZ #18	6.663	6.661	0.002	92564	0.01802	0.036041(a)
9 BZ #28	7.246	7.254	-0.008	312678	0.04157	0.083147(a)
10 BZ #52	7.698	7.702	-0.004	181302	0.02595	0.051908(a)
11 BZ #49	7.742	7.744	-0.002	227915	0.02752	0.055050(a)
12 BZ #44	8.108	8.110	-0.002	104569	0.01295	0.025892(a)
16 BZ #66	8.800	8.840	-0.040	83613	0.01266	0.025330(a)
17 BZ #90	Compound Not Detected.					
18 BZ #101	9.132	9.123	0.009	91538	0.00790	0.015799(a)
22 BZ #87	9.824	9.828	-0.004	115472	0.01450	0.028995(a)
23 BZ #81	Compound Not Detected.					
26 BZ #77	10.350	10.356	-0.006	20718	0.00642	0.012845(a)
28 BZ #123	Compound Not Detected.					
30 BZ #184	10.791	10.747	0.044	12963	9e-004	0.0017229(a)
29 BZ #118	10.613	10.632	-0.019	92612	0.00767	0.015349(a)
32 BZ #114	Compound Not Detected.					
33 BZ #153	10.939	10.941	-0.002	94729	0.01262	0.025249(a)
36 BZ #105	11.439	11.442	-0.003	50288	0.00611	0.012217(a)
37 BZ #138	11.805	11.811	-0.006	83645	0.00980	0.019607(a)
39 BZ #187	11.978	11.983	-0.005	43587	0.00588	0.011751(a)
40 BZ #183	12.092	12.096	-0.004	42894	0.00494	0.0098871(a)
41 BZ #126	12.434	12.437	-0.003	18159	0.00381	0.0076103(a)
42 BZ #167	12.643	12.595	0.048	1982	3e-004	0.00058401(a)
44 BZ #128	12.743	12.742	0.001	49413	0.00522	0.010440(a)
46 BZ #156	13.368	13.370	-0.002	49512	0.00543	0.010852(a)
48 BZ #180	13.588	13.588	0.000	52311	0.00327	0.0065420(a)
47 BZ #157	Compound Not Detected.					

Compounds	RT	EXP RT	DLT RT	RESPONSE	CONCENTRATIONS	
					ON-COLUMN ( ng)	FINAL (ug/Kg)
=====	====	=====	=====	=====	=====	=====
51 BZ #170	14.657	14.656	0.001	50677	0.00563	0.011268(a)
52 BZ #169	14.756	14.759	-0.003	24936	0.00462	0.0092390(a)
54 BZ #189	Compound Not Detected.					
55 BZ #195	15.836	15.837	-0.001	42976	0.00472	0.0094426(a)
§ 116 BZ #205	16.626	16.629	-0.003	14714	0.00138	0.0027618(R)
57 BZ #206	17.109	17.110	-0.001	56199	0.00466	0.0093148(a)
58 BZ #209	17.415	17.417	-0.002	48968	0.00483	0.0096690(a)

QC Flag Legend

- a - Target compound detected but, quantitated amount  
Below Limit Of Quantitation(BLOQ).
- R - Spike/Surrogate failed recovery limits.

Data File: X0420275.D

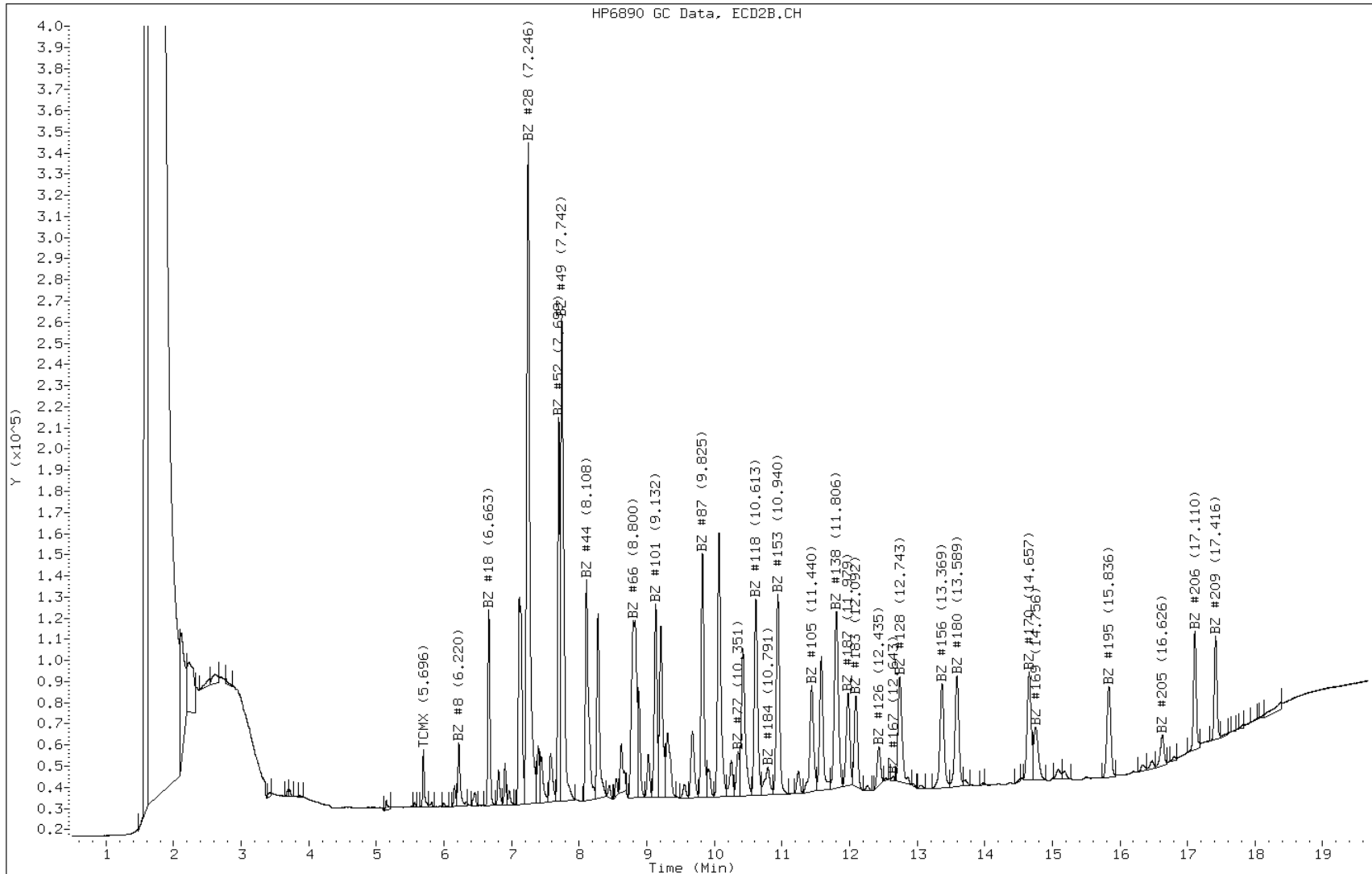
Date: 16-APR-2012 14:06

Client ID:

Instrument: gc12.i

Sample Info: 04162X.b

Operator: 01797





FORM I  
GC SEMI VOA ORGANICS ANALYSIS DATA SHEET

Lab Name: TestAmerica Pittsburgh Job No.: 180-9654-1  
 SDG No.: \_\_\_\_\_  
 Client Sample ID: S-12A-CO12-0.0-0.5QA MSD Lab Sample ID: 180-9654-1 MSD  
 Matrix: Solid Lab File ID: W0420275.D  
 Analysis Method: 8082A Date Collected: 04/04/2012 10:30  
 Extraction Method: 3541 Date Extracted: 04/16/2012 07:20  
 Sample wt/vol: 10.3(g) Date Analyzed: 04/16/2012 14:31  
 Con. Extract Vol.: 20.0(mL) Dilution Factor: 2  
 Injection Volume: \_\_\_\_\_ GC Column: Rxi-50 ID: 0.53(mm)  
 % Moisture: 19.3 GPC Cleanup: (Y/N) N  
 Analysis Batch No.: 33392 Units: ug/Kg

CAS NO.	COMPOUND NAME	RESULT	Q	RL	MDL
34883-43-7	PCB-8	36.7		2.4	0.50
37680-65-2	PCB-18	96.0		2.4	0.33
7012-37-5	PCB-28	197		2.4	0.54
35693-99-3	PCB-52	120		2.4	0.48
37680-73-2	PCB-101	39.7		2.4	0.49
35065-27-1	PCB-153	65.2		2.4	0.50
35065-30-6	PCB-170	29.9		2.4	0.50
35065-29-3	PCB-180	22.9		2.4	0.49
2051-24-3	PCB 209	24.5		2.4	0.52
52663-78-2	PCB-195	25.8		2.4	0.49
32598-14-4	PCB-105	30.5		2.4	0.51

CAS NO.	SURROGATE	%REC	Q	LIMITS
877-09-8	Tetrachloro-m-xylene	92		35-140
74472-53-0	PCB-205	108		35-140

TestAmerica Pittsburgh

Data file : \\pitsvr06\d\chem\gc12.i\04162W.b\W0420275.D  
 Lab Smp Id: 180-9654-a-1-b msd  
 Inj Date : 16-APR-2012 14:31  
 Operator : 01797 Inst ID: gc12.i  
 Smp Info : 04162W.b  
 Misc Info : 180-9654-a-1-b msd  
 Comment : 8082 PCB ANALYSIS  
 Method : \\pitsvr06\d\chem\gc12.i\04162W.b\Tcon1a.m  
 Meth Date : 16-Apr-2012 11:38 gc12.i Quant Type: ESTD  
 Cal Date : 04-APR-2012 12:02 Cal File: W0420076.D  
 Als bottle: 11  
 Dil Factor: 2.00000  
 Integrator: Falcon Compound Sublist: MDL1.sub  
 Target Version: 4.14  
 Processing Host: PITPC-509

Concentration Formula: Amt \* DF \* CpndVariable  
 Cpnd Variable Local Compound Variable

Compounds	RT	EXP RT	DLT RT	RESPONSE	CONCENTRATIONS	
					ON-COLUMN ( ng)	FINAL (ug/Kg)
§ 113 TCMX	5.367	5.370	-0.003	39573	0.00115	0.0022964(R)
4 BZ #8	5.963	5.965	-0.002	48583	0.00763	0.015263(a)
6 BZ #18	6.446	6.447	-0.001	127906	0.01994	0.039883(a)
8 BZ #28	6.941	6.945	-0.004	513651	0.04089	0.081789(a)
10 BZ #52	7.418	7.421	-0.003	199425	0.02483	0.049660(a)
11 BZ #49	7.481	7.481	0.000	257742	0.02754	0.055077(a)
12 BZ #44	7.923	7.927	-0.004	107854	0.01163	0.023259(a)
16 BZ #66	8.521	8.523	-0.002	104718	0.01115	0.022304(a)
17 BZ #101	8.829	8.843	-0.014	128379	0.00824	0.016487(a)
22 BZ #81	9.604	9.640	-0.036	6409	0.00079	0.0015808(a)
23 BZ #87	9.679	9.680	-0.001	65766	0.00674	0.013485(a)
25 BZ #77	9.928	9.943	-0.015	177157	0.03245	0.064899(a)
27 BZ #123	Compound Not Detected.					
18 BZ #90	10.335	10.348	-0.013	73656	0.00423	0.0084594(a)
28 BZ #118	10.284	10.288	-0.004	127388	0.01473	0.029469(a)
30 BZ #153	10.627	10.632	-0.005	112339	0.01355	0.027094(a)
33 BZ #184	10.803	10.740	0.063	3350	2e-004	0.00033149(a)
32 BZ #114	9.071	9.087	-0.016	35087	0.00337	0.0067406(a)
35 BZ #105	11.305	11.310	-0.005	68132	0.00634	0.012685(a)
36 BZ #138	11.713	11.718	-0.005	80065	0.00830	0.016590(a)
38 BZ #187	11.891	11.894	-0.003	48693	0.00626	0.012520(a)
43 BZ #126	11.970	11.974	-0.004	30064	0.00436	0.0087120(a)
39 BZ #183	12.037	12.042	-0.005	48375	0.00510	0.010209(a)
40 BZ #167	12.167	12.173	-0.006	4611	6e-004	0.0011322(a)
42 BZ #128	12.870	12.874	-0.004	67064	0.00649	0.012982(a)
45 BZ #156	13.393	13.423	-0.030	57434	0.00472	0.0094407(aM)
46 BZ #180	13.393	13.421	-0.028	57434	0.00475	0.0094968(a)
47 BZ #157	13.186	13.193	-0.007	62860	0.00582	0.011640(a)

Compounds	RT	EXP RT	DLT RT	RESPONSE	CONCENTRATIONS	
					ON-COLUMN ( ng)	FINAL (ug/Kg)
=====	====	=====	=====	=====	=====	=====
49 BZ #169	14.125	14.130	-0.005	33230	0.00503	0.010052(a)
51 BZ #170	14.760	14.765	-0.005	57327	0.00620	0.012401(a)
52 BZ #189	15.310	15.329	-0.019	2798	3e-004	0.00064356(a)
54 BZ #195	16.178	16.185	-0.007	51684	0.00537	0.010737(a)
§ 115 BZ #205	16.545	16.547	-0.002	14707	0.00135	0.0027079(R)
56 BZ #206	17.200	17.204	-0.004	59866	0.00501	0.010018(a)
57 BZ #209	17.750	17.754	-0.004	44829	0.00509	0.010180(a)

QC Flag Legend

- a - Target compound detected but, quantitated amount  
Below Limit Of Quantitation(BLOQ).
- R - Spike/Surrogate failed recovery limits.
- M - Compound response manually integrated.

Data File: W0420275.D

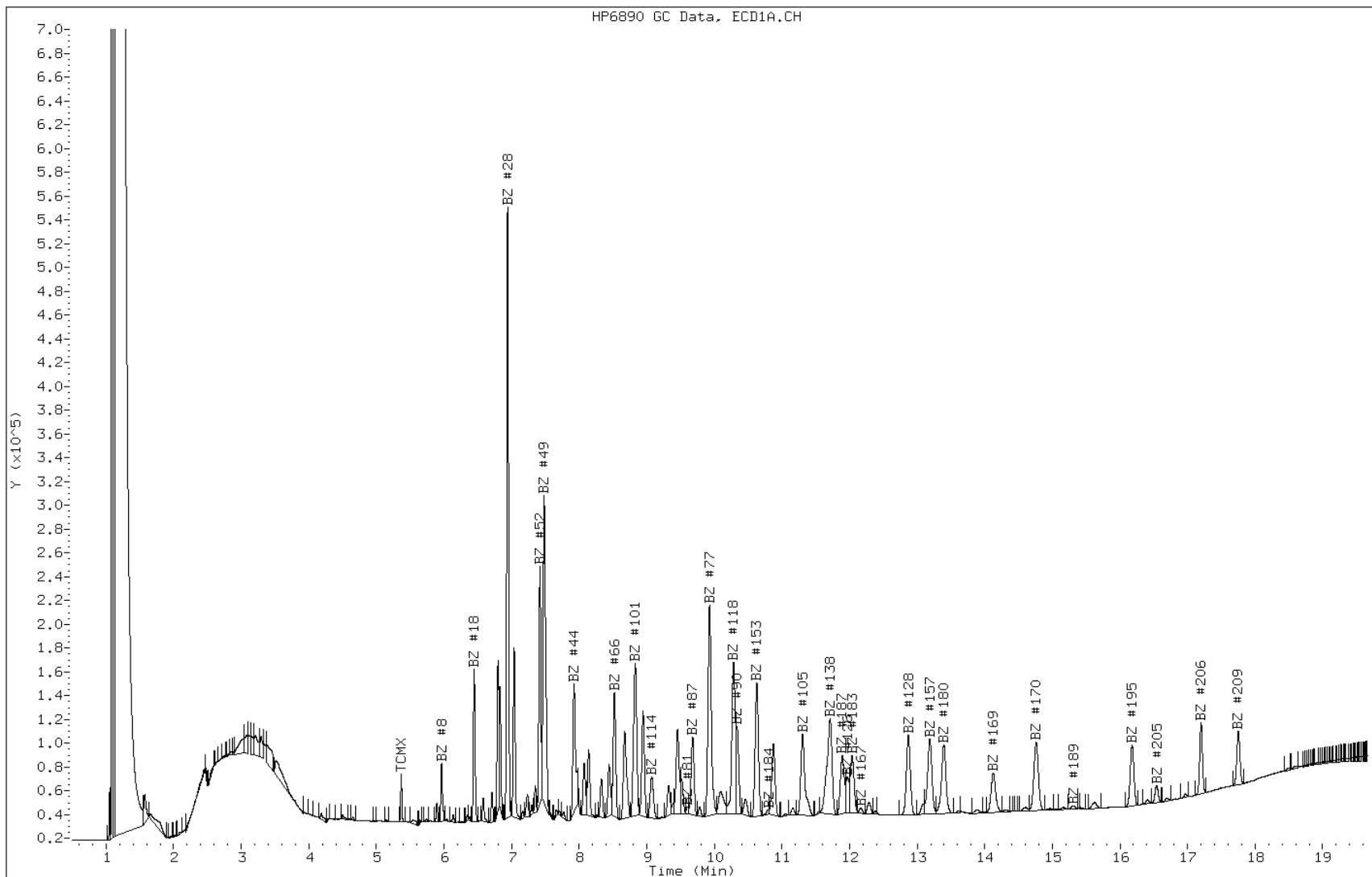
Date: 16-APR-2012 14:31

Client ID:

Instrument: gc12.i

Sample Info: 04162W.b

Operator: 01797



## GC SEMI VOA ANALYSIS RUN LOG

Lab Name: TestAmerica Pittsburgh Job No.: 180-9654-1

SDG No.: \_\_\_\_\_

Instrument ID: GC12 Start Date: 04/04/2012 09:55Analysis Batch Number: 32402 End Date: 04/04/2012 17:36

LAB SAMPLE ID	CLIENT SAMPLE ID	DATE ANALYZED	DILUTION FACTOR	LAB FILE ID	COLUMN ID
IC 180-32402/1		04/04/2012 09:55	1	W0420071.D	Rxi-50 0.53 (mm)
IC 180-32402/2		04/04/2012 10:20	1	W0420072.D	Rxi-50 0.53 (mm)
ICRT 180-32402/3		04/04/2012 10:46	1	W0420073.D	Rxi-50 0.53 (mm)
IC 180-32402/4		04/04/2012 11:11	1	W0420074.D	Rxi-50 0.53 (mm)
IC 180-32402/5		04/04/2012 11:37	1	W0420075.D	Rxi-50 0.53 (mm)
IC 180-32402/6		04/04/2012 12:02	1	W0420076.D	Rxi-50 0.53 (mm)
ZZZZZ		04/04/2012 12:28	1		Rxi-50 0.53 (mm)
ZZZZZ		04/04/2012 12:54	1		Rxi-50 0.53 (mm)
ZZZZZ		04/04/2012 13:19	1		Rxi-50 0.53 (mm)
ZZZZZ		04/04/2012 13:45	1		Rxi-50 0.53 (mm)
ZZZZZ		04/04/2012 14:11	1		Rxi-50 0.53 (mm)
ZZZZZ		04/04/2012 14:36	1		Rxi-50 0.53 (mm)
ZZZZZ		04/04/2012 15:02	1		Rxi-50 0.53 (mm)
ZZZZZ		04/04/2012 15:28	1		Rxi-50 0.53 (mm)
ZZZZZ		04/04/2012 15:54	1		Rxi-50 0.53 (mm)
ZZZZZ		04/04/2012 16:19	1		Rxi-50 0.53 (mm)
ZZZZZ		04/04/2012 16:45	1		Rxi-50 0.53 (mm)
ZZZZZ		04/04/2012 17:11	1		Rxi-50 0.53 (mm)
CCV 180-32402/19		04/04/2012 17:36	1		Rxi-50 0.53 (mm)

GC SEMI VOA ANALYSIS RUN LOG

Lab Name: TestAmerica Pittsburgh Job No.: 180-9654-1

SDG No.: \_\_\_\_\_

Instrument ID: GC12 Start Date: 04/04/2012 09:29

Analysis Batch Number: 32404 End Date: 04/04/2012 17:11

LAB SAMPLE ID	CLIENT SAMPLE ID	DATE ANALYZED	DILUTION FACTOR	LAB FILE ID	COLUMN ID
IC 180-32404/1		04/04/2012 09:29	1	X0420071.D	RTX-1701 0.53 (mm)
IC 180-32404/2		04/04/2012 09:55	1	X0420072.D	RTX-1701 0.53 (mm)
ICRT 180-32404/3		04/04/2012 10:20	1	X0420073.D	RTX-1701 0.53 (mm)
IC 180-32404/4		04/04/2012 10:46	1	X0420074.D	RTX-1701 0.53 (mm)
IC 180-32404/5		04/04/2012 11:11	1	X0420075.D	RTX-1701 0.53 (mm)
IC 180-32404/6		04/04/2012 11:37	1	X0420076.D	RTX-1701 0.53 (mm)
ZZZZZ		04/04/2012 12:02	1		RTX-1701 0.53 (mm)
ZZZZZ		04/04/2012 12:28	1		RTX-1701 0.53 (mm)
ZZZZZ		04/04/2012 12:54	1		RTX-1701 0.53 (mm)
ZZZZZ		04/04/2012 13:19	1		RTX-1701 0.53 (mm)
ZZZZZ		04/04/2012 13:45	1		RTX-1701 0.53 (mm)
ZZZZZ		04/04/2012 14:11	1		RTX-1701 0.53 (mm)
ZZZZZ		04/04/2012 14:36	1		RTX-1701 0.53 (mm)
ZZZZZ		04/04/2012 15:02	1		RTX-1701 0.53 (mm)
ZZZZZ		04/04/2012 15:28	1		RTX-1701 0.53 (mm)
ZZZZZ		04/04/2012 15:54	1		RTX-1701 0.53 (mm)
ZZZZZ		04/04/2012 16:19	1		RTX-1701 0.53 (mm)
ZZZZZ		04/04/2012 16:45	1		RTX-1701 0.53 (mm)
CCV 180-32404/19		04/04/2012 17:11	1		RTX-1701 0.53 (mm)

GC SEMI VOA ANALYSIS RUN LOG

Lab Name: TestAmerica Pittsburgh Job No.: 180-9654-1

SDG No.: \_\_\_\_\_

Instrument ID: GC12 Start Date: 04/16/2012 09:49

Analysis Batch Number: 33392 End Date: 04/16/2012 14:57

LAB SAMPLE ID	CLIENT SAMPLE ID	DATE ANALYZED	DILUTION FACTOR	LAB FILE ID	COLUMN ID
CCVRT 180-33392/1		04/16/2012 09:49	1	W0420264.D	Rxi-50 0.53 (mm)
ZZZZZ		04/16/2012 10:15	5		Rxi-50 0.53 (mm)
ZZZZZ		04/16/2012 10:40	100		Rxi-50 0.53 (mm)
CCV 180-33392/4		04/16/2012 11:06	1	W0420267.D	Rxi-50 0.53 (mm)
MB 180-33265/1-A		04/16/2012 12:49	1	W0420271.D	Rxi-50 0.53 (mm)
LCS 180-33265/2-A		04/16/2012 13:14	1	W0420272.D	Rxi-50 0.53 (mm)
180-9654-1	S-12A-CO12-0.0-0.5QA	04/16/2012 13:40	2	W0420273.D	Rxi-50 0.53 (mm)
180-9654-1 MS	S-12A-CO12-0.0-0.5QA MS	04/16/2012 14:06	2	W0420274.D	Rxi-50 0.53 (mm)
180-9654-1 MSD	S-12A-CO12-0.0-0.5QA MSD	04/16/2012 14:31	2	W0420275.D	Rxi-50 0.53 (mm)
CCV 180-33392/10		04/16/2012 14:57	1	W0420276.D	Rxi-50 0.53 (mm)

## GC SEMI VOA ANALYSIS RUN LOG

Lab Name: TestAmerica Pittsburgh Job No.: 180-9654-1

SDG No.: \_\_\_\_\_

Instrument ID: GC12 Start Date: 04/16/2012 09:23Analysis Batch Number: 33393 End Date: 04/16/2012 14:31

LAB SAMPLE ID	CLIENT SAMPLE ID	DATE ANALYZED	DILUTION FACTOR	LAB FILE ID	COLUMN ID
CCVRT 180-33393/1		04/16/2012 09:23	1	X0420264.D	RTX-1701 0.53 (mm)
ZZZZZ		04/16/2012 09:49	5		RTX-1701 0.53 (mm)
ZZZZZ		04/16/2012 10:15	100		RTX-1701 0.53 (mm)
CCV 180-33393/4		04/16/2012 10:40	1	X0420267.D	RTX-1701 0.53 (mm)
MB 180-33265/1-A		04/16/2012 12:23	1	X0420271.D	RTX-1701 0.53 (mm)
LCS 180-33265/2-A		04/16/2012 12:49	1	X0420272.D	RTX-1701 0.53 (mm)
180-9654-1	S-12A-CO12-0.0-0.5QA	04/16/2012 13:14	2	X0420273.D	RTX-1701 0.53 (mm)
180-9654-1 MS	S-12A-CO12-0.0-0.5QA MS	04/16/2012 13:40	2	X0420274.D	RTX-1701 0.53 (mm)
180-9654-1 MSD	S-12A-CO12-0.0-0.5QA MSD	04/16/2012 14:06	2	X0420275.D	RTX-1701 0.53 (mm)
CCV 180-33393/10		04/16/2012 14:31	1	X0420276.D	RTX-1701 0.53 (mm)



GC SEMI VOA BATCH WORKSHEET

Lab Name: TestAmerica Pittsburgh Job No.: 180-9654-1

SDG No.: \_\_\_\_\_

Batch Number: 33265 Batch Start Date: 04/16/12 07:20 Batch Analyst: Merriman, Jeremy

Batch Method: 3541 Batch End Date: 04/16/12 09:52

Lab Sample ID	Client Sample ID	Method Chain	Basis	InitialAmount	FinalAmount	OPCONGMATRIX 00004	OPCONSURRSPK1 00004		
MB 180-33265/1		3541, 8082A		10.0 g	20.0 mL		2 mL		
LCS 180-33265/2		3541, 8082A		10.0 g	20.0 mL	2 mL	2 mL		
180-9654-A-1 MS	S-12A-CO12-0.0-0 .5QA	3541, 8082A	T	10.2 g	20.0 mL	2 mL	2 mL		
180-9654-A-1 MSD	S-12A-CO12-0.0-0 .5QA	3541, 8082A	T	10.3 g	20.0 mL	2 mL	2 mL		
180-9654-A-1	S-12A-CO12-0.0-0 .5QA	3541, 8082A	T	10.2 g	20.0 mL		2 mL		

Batch Notes	
Balance ID	1120122641
Person's name who did the concentration	JM
Exchange Solvent Lot #	343873
Exchange Solvent Name	Hexane
Vendor lot number	319846
Magnesium Sulfate Lot #	363207
N-evap #	2
Na2SO4 Lot Number	374513
Person's name who did the prep	JM JM
Solvent	Hexane/acetone
Uncorrected N-evap Temperature	32 Degrees C

Basis	Basis Description
T	Total/NA

# GENERAL CHEMISTRY

COVER PAGE  
GENERAL CHEMISTRY

Lab Name: TestAmerica Pittsburgh Job Number: 180-9654-1

SDG No.: \_\_\_\_\_

Project: North & Wood Street ; T0-0010

Client Sample ID  
S-12A-CO12-0.0-0.5QA

Lab Sample ID  
180-9654-1

Comments:

9-IN  
DETECTION LIMITS  
GENERAL CHEMISTRY

Lab Name: TestAmerica Pittsburgh Job Number: 180-9654-1  
SDG Number: \_\_\_\_\_  
Matrix: Solid Instrument ID: NOEQUIP  
Method: Moisture RL Date: 01/31/2010 13:27

Analyte	Wavelength/ Mass	RL (%)	
Percent Moisture		0.1	
Percent Solids		0.1	

9-IN  
CALIBRATION BLANK DETECTION LIMITS  
GENERAL CHEMISTRY

Lab Name: TestAmerica Pittsburgh Job Number: 180-9654-1  
SDG Number: \_\_\_\_\_  
Matrix: Solid Instrument ID: NOEQUIP  
Method: Moisture XRL Date: 01/31/2010 13:31

Analyte	Wavelength/ Mass	XRL (%)	
Percent Moisture		0.1	
Percent Solids		0.1	



GENERAL CHEMISTRY BATCH WORKSHEET

Lab Name: TestAmerica Pittsburgh Job No.: 180-9654-1

SDG No.: \_\_\_\_\_

Batch Number: 32985 Batch Start Date: 04/11/12 16:23 Batch Analyst: Wesoloski, Michael

Batch Method: Moisture Batch End Date: \_\_\_\_\_

Lab Sample ID	Client Sample ID	Method Chain	Basis	DISH#	DishWeight	SampleMassWet	SampleMassDry		
180-9654-A-1	S-12A-CO12-0.0-0 .5QA	Moisture	T	P4140 0.1238	2.59 g	10.14 g	8.68 g		
180-9654-A-1 DU	S-12A-CO12-0.0-0 .5QA	Moisture	T	P4146 0.1232	2.63 g	11.74 g	9.93 g		

Batch Notes	
Balance ID	1126472457 No Unit
Date samples were placed in the oven	04/11/12
Oven Temp when samples are put in oven	104 Degrees C
Time samples were place in the oven	16:40
Date samples were removed from oven	04/12/12
Oven Temp when samples removed from oven	103 Degrees C
Time Samples were removed from oven	05:30
Oven ID	2
ID number of the thermometer	wet-34
Uncorrected In Temperature	105 Celsius
Uncorrected Out Temperature	105 Celsius

Basis	Basis Description
T	Total/NA

Moisture

# Shipping and Receiving Documents




MR. STEPHEN KNOLLMEYER  
(603) 436-5111  
ANALYTICS ENVIRONMENTAL LABORA  
195 COMMERCE WAY, SUITE E  
PORTSMOUTH NH 03801-3251

9 LBS

1 OF 1

SHIP TO:

SAMPLE RECIEPT  
(412) 963-7058  
TEST AMERICA-PITTSBURG  
RIDC PARK  
301 ALPHA DRIVE  
PITTSBURGH PA 15238




PA 152 9-20



UPS NEXT DAY AIR SAVER 1P

TRACKING #: 1Z 6A5 5V5 13 5675 5195



BILLING: P/P

NS 15.0.16 LP2442 24.0A 01/2012

International Shipping Notice - Customs forms may be subject to the rules relating to liability and other terms and/or conditions established by the Commission for the Unification of Certain Rules (Relating to International Carriage by Air) (the "Warsaw Convention") and/or the Convention on the Contract for the International Carriage of Goods by Road (the "CMR Convention"). These conventions, in whole or in part, may be superseded from time to time by the U.S. in accordance with the Export Administration Regulations. Diversion Country: U.S. (as published). United Parcel Service, Louisville, KY. For shipping rules, visit 18007522999.



# Login Sample Receipt Checklist

Client: Analytics Environmental Laboratory, LLC

Job Number: 180-9654-1

Login Number: 9654

List Source: TestAmerica Pittsburgh

List Number: 1

Creator: O'Donnell, Brandon R

Question	Answer	Comment
Radioactivity either was not measured or, if measured, is at or below background	N/A	
The cooler's custody seal, if present, is intact.	True	
The cooler or samples do not appear to have been compromised or tampered with.	True	
Samples were received on ice.	True	
Cooler Temperature is acceptable.	True	
Cooler Temperature is recorded.	True	
COC is present.	True	
COC is filled out in ink and legible.	True	
COC is filled out with all pertinent information.	True	
Is the Field Sampler's name present on COC?	True	
There are no discrepancies between the sample IDs on the containers and the COC.	True	
Samples are received within Holding Time.	True	
Sample containers have legible labels.	True	
Containers are not broken or leaking.	True	
Sample collection date/times are provided.	True	
Appropriate sample containers are used.	True	
Sample bottles are completely filled.	True	
Sample Preservation Verified.	True	
There is sufficient vol. for all requested analyses, incl. any requested MS/MSDs	True	
VOA sample vials do not have headspace or bubble is <6mm (1/4") in diameter.	N/A	
Multiphasic samples are not present.	True	
Samples do not require splitting or compositing.	True	
Residual Chlorine Checked.	N/A	



ANALYTICS SAMPLE RECEIPT CHECKLIST



AEL LAB#: 72486  
 CLIENT: USACE  
 PROJECT: North of Wood Street

COOLER NUMBER: client's  
 NUMBER OF COOLERS: 1

**A: PRELIMINARY EXAMINATION:**

1. Cooler received by (initials): CP DATE COOLER RECEIVED/OPENED: 4/5/12

2. Circle one:  Shipped  Hand delivered (If so, skip 3)

3. Did cooler come with a shipping slip?  Y  N  
 3a. Enter carrier name and airbill number here: Fed Ex 873931224770

4. Were custody seals on the outside of cooler?  Y  N  
 How many & where: \_\_\_\_\_ Seal Date: \_\_\_\_\_ Seal Name: \_\_\_\_\_

5. Did the custody seals arrive unbroken and intact upon arrival?  Y  N/A

6. COC#: \_\_\_\_\_

7. Were Custody papers filled out properly (ink signed, legible, project information etc)?  Y  N - Not relinquished

8. Were custody papers sealed in a plastic bag?  Y  N

9. Did you sign the COC in the appropriate place?  Y  N

10. Was enough ice used to chill the cooler?  Y  N Temp. of cooler: 3.9°

**B. Log-In:** Date samples were logged in: 4/5/12 By: CP

11. Were all bottles sealed in separate plastic bags?  Y  N

12. Did all bottles arrive unbroken and were labels in good condition?  Y  N

13. Were all bottle labels complete (ID, Date, time, etc.)  Y  N

14. Did all bottle labels agree with custody papers?  Y  N

15. Were the correct containers used for the tests indicated:  Y  N

16. Were samples received at the correct pH?  Y  N/A

17. Was sufficient amount of sample sent for the tests indicated?  Y  N

18. Were all samples submitted within holding time?  Y  N

19. Were VOA samples absent of greater than pea-sized bubbles?  Y  N/A  
(Note: Pea-sized bubbles or smaller are acceptable and are not considered to adversely affect volatiles data.)

\*If NO, List Sample ID's, Lab #s: \_\_\_\_\_  
 \_\_\_\_\_  
 \_\_\_\_\_

When bubbles are present in VOA samples they are labelled from smallest (or no bubbles) to largest. Lab to analyze VOA samples with no bubbles or smallest bubbles first

20. Laboratory labeling verified by (initials): KEZ Date: 04/05/12

**New Bedford Harbor  
OU-1 Monitoring 2012**

Lab Project #: L1205880

Lab: Alpha Analytical

Date Sampled: 4/3/12 - 4/4/12

Analysis: 18 NOAA PCB Congeners by GC/ECD

**18 NOAA PCB Congeners Tier I+ Data Validation Checklist**

No. Samples: 20 + 1FD + 1EB  
Matrix: Sediment Cores

<b>Data Element</b>	<b>Preservation &amp; HT</b>	<b>Surrogates %R 30-150%</b>	<b>LCS/LCSD %R 40-140% RPD ≤ 30%</b>	<b>MS/MSD %R 40-140% RPD ≤ 30%</b>	<b>FD RPD ≤ 30% SW RPD ≤ 50% SED</b>	<b>MB &lt; RL or &lt; 5x Conc. in sample</b>	<b>RL meets QAPP req. for matrix?</b>	<b>Issues with Qualifiers?</b>	<b>Other</b>
<b>Yes</b>	√	√	√	√	√	√	√	√	
<b>No</b>								Data qualified "D" by the lab for all samples analyzed DF > 1	

**Did the Laboratory Narrative contain any issues which may affect data quality? Yes; however, all issues were reported in the summary data. Were the %solids acceptable (>30%)? Yes all > 93% solids after air-drying (all were air dried). Prior to air-drying, % solids were 26-81%.**

*The data package consisted of a laboratory narrative, data sheets for samples, Method Blanks (MB), laboratory control samples (LCS), Matrix Spike/Matrix Spike Duplicates (MS/MSD), and the executed chain-of-custody. Summary information for initial and continuing calibrations were not present nor were raw data for samples and quality control (QC) reported. This Tier I+ review assumed that initial calibrations and qualitative and quantitative determination of the 18 NOAA target Congeners were acceptable unless an issue was raised in the laboratory narrative. This review also assumed that the highest value for the two GC columns used was reported for the sample result, as required by the OAPP, unless noted by the laboratory.*

Comments:

Samples were received at 4 ± 2°C on 4/4/12, the day of aliquoting by WHG. COC seals were absent from coolers; however, these were hand delivered from the site to the lab. 21 Sediments + 1 EB were received for analysis and 20 other aliquots of sediment were received for "Archive". All sediment samples were frozen upon receipt by the lab.

On April 9, 2012, samples for analysis were removed from freezers and %solids were performed and based on the results of these analyses, the samples were air-dried for use in PCB Congener determination. The same sample IDs were used for all analyses.

HT: Air-dried samples were extracted on 4/9/12 (EB - 1 QC batch) and 4/12/12 (2 QC Batches for sediments) and all samples analyzed by 4/18/12 - HT met since samples were frozen between air-drying and extraction which arrested HT - No action required.

Surrogates: DBOB and BZ198 used - All %Rec acceptable in all samples and QC for both surrogates. No Action required.

Date: 6/26/12

Data Reviewer: Nancy C. Rothman, Ph.D.

Lab: Alpha Analytical

18 NOAA PCB Congeners Tier I+ Data Validation Checklist

Blank Action: Blanks Reviewed: Method Blanks (WG528538-1, WG528547-1, & WG527852-1)  
EB: EB-040412-01

Blank ID	Contaminant / Level	Matrix Related?	Action Level / Action	Sample and Reported Result	Corrected Result
WG528538-1	None	-	-	No Blank Action required	
WG528547-1	None	-	-	No Blank Action required	
WG527852-1	None	-	-	No Blank Action required	
EB-040412-01	None	-	-	No Blank Action required	

LCS: 3 sets of LCS/LCSD (WG527852-2/-3, WG528538-2/-3, & WG528547-2/-3). %Rec for LCS & LCSD was within 40-140% for all 18 NOAA Congeners and RPD between LCS & LCSD were all < 30% in all three sets of LCS/LCSD - No Action required.

MS/MSD: performed on sample S-12A-C007-0.0-0.5. %Rec were within 40-140% for all 18 Congeners in the MS and MSD and the RPDs between the MS and MSD met criteria (RPD < 30%) except: BZ18 MS 0%, BZ28 MS 6% and MSD 152%, BZ#52 MS 0%. For all 3 Congeners, the level of the spike for these 3 Congeners was too low for the MS/MSD recoveries to be meaningful; therefore, the erratic recovery results are not indicative of a problem with the matrix. No action required.

Samples were analyzed at various dilutions: DF=1 to DF = 500. Only one analysis per samples was performed (i.e., no secondary dilution analyses performed)

For all samples except S-12A-C013-0.0-0.5, S-12A-C014-0.0-0.5, S-12A-C019-0.0-0.5, and S-12A-C020-0.0-0.5, the RLs were increased as a consequence of the dilutions made (RLs were 1.3-130 times higher than 5 µg/Kg PQL given in QAPP Worksheet #15). However, the sum of all detected congener results in these diluted samples exceeded the Project Action Limit (PAL) for Total PCBs; therefore, sensitivity was considered acceptable. For samples S-12A-C013-0.0-0.5, S-12A-C014-0.0-0.5, S-12A-C019-0.0-0.5, and S-12A-C020-0.0-0.5, all RLs were < PQLs and PALs requested.

**New Bedford Harbor  
OU-1 Monitoring 2012**

Lab Project #: L1205880

Lab: Alpha Analytical

**18 NOAA PCB Congeners Tier I+ Data Validation Checklist**

*FD pair:* S-12A-C001-0.0-0.5 & S-12A-C001-0.0-0.5REP. A comparison of results shown below (ordering of compounds from the database).

Field Duplicate Evaluation\_ Sample IDs:

Sample = S-12A-C001-0.0-0.5

FD = S-12A-C001-0.0-0.5REP

Analyte Name	DF= 1*		Sample µg/Kg	Sample Result Q	Sample Result Level	FD		FD Result		RPD	Action
	RL (µg/Kg)					µg/Kg	Q	Level			
2,4'-Dichlorobiphenyl	693		2130	D	> 2 x RL	3090	D	> 2 x RL	36.8		None
2,2',5-Trichlorobiphenyl	693		4930	D	> 2 x RL	7520	D	> 2 x RL	41.6		None
2,4,4'-Trichlorobiphenyl	693		9150	D	> 2 x RL	11700	D	> 2 x RL	24.5		None
2,2',3,5'-Tetrachlorobiphenyl	693		3240	D	> 2 x RL	4520	D	> 2 x RL	33.0		None
2,2',5,5'-Tetrachlorobiphenyl	693		9600	D	> 2 x RL	12800	D	> 2 x RL	28.6		None
2,3',4,4'-Tetrachlorobiphenyl	693		3500	D	> 2 x RL	4310	D	> 2 x RL	20.7		None
2,2',4,5,5'-Pentachlorobiphenyl	693		2580	D	> 2 x RL	3110	D	> 2 x RL	18.6		None
2,3,3',4,4'-Pentachlorobiphenyl	693		693	DU	RL	685	DU	RL	NA		None
2,3',4,4',5-Pentachlorobiphenyl	693		1770	D	> 2 x RL	2170	D	> 2 x RL	20.3		None
2,2',3,3',4,4'-Hexachlorobiphenyl	693		693	DU	RL	685	DU	RL	NA		None
2,2',3,4,4',5'-Hexachlorobiphenyl	693		1560	D	> 2 x RL	1960	D	> 2 x RL	22.7		None
2,2',4,4',5,5'-Hexachlorobiphenyl	693		2180	D	> 2 x RL	2690	D	> 2 x RL	20.9		None
2,2',3,3',4,4',5-Heptachlorobiphenyl	693		693	DU	RL	685	DU	RL	NA		None
2,2',3,4,4',5,5'-Heptachlorobiphenyl	693		693	DU	RL	685	DU	RL	NA		None
2,2',3,4',5,5',6-Heptachlorobiphenyl	693		693	DU	RL	685	DU	RL	NA		None
2,2',3,3',4,4',5,6-Octachlorobiphenyl	693		693	DU	RL	685	DU	RL	NA		None
2,2',3,3',4,4',5,5',6-Nonachlorobiphenyl	693		693	DU	RL	685	DU	RL	NA		None
DecaCB - Homologue	693		693	DU	RL	685	DU	RL	NA		None

FD precision was acceptable for all 18 NOAA Congeners in this FD pair - No Action required

*Qualifiers:* All data were reported with "D" qualifiers for samples analyzed at DF > 1 to indicate results reported from a dilution analysis. As instructed by Battelle, these "D" qualifiers were not removed during the DV process. There were no "J" qualified data.

*Narrative:* the narrative did not raise any issues not already addressed.

Date: 6/26/12

Data Reviewer: Nancy C. Rothman, Ph.D.



Lab: Alpha Analytical

**18 NOAA PCB Congeners Tier I+ Data Validation Checklist**

**ACTIONS:**

Preservation: Cooled to 4 ± 2°C. Sediments may be frozen for up to 1 year to preserve sample prior to extraction. If temperature outside criteria, use professional judgment.

HT: Extraction: waters -7d <HT< 14 d, J det/ J NDs; HT >14 d, J det/R ND

Extraction: sediment - 14d <HT< 28 d, J det/ J NDs; HT >28 d, J det/R ND (freezing arrests HT)

Analysis of extract: 40d < Extract HT < 60d, J det/ J NDs; Extract HT > 60d; J det/ R NDs

Surrogates: % Recovery > 150%, J det/Accept ND; 10% ≤ % Recovery < 30%, J det/J NDs; Recovery < 10%, J det/R NDs.

LCS/LCSD: %Rec<10%, J det/ R NDs; 10% <%Rec<40%, J det/ J NDs; %Rec >140%, J det/Accept NDs. RPD > 30%, J det/UJ NDs.

MS/MSD: %Rec<10%, J det/ R NDs; 10% <%Rec<40%, J det/ J NDs; %Rec >140%, J det/Accept NDs- Unspiked Sample only. RPD > 30%, J det/UJ NDs.

FD: RPD > 30% (waters) or 50% (sediment) for results > 2 x RL, J det/UJ NDs. Use professional judgment for values < 2 x RL.

MBs: If contamination in blank(s) exists, Blank Action Level (BAL)= 5 x Level in Blank (on a sample-equivalent basis). If a sample result is < RL and < BAL, negate (U) result at RL; if value > RL but < BAL, negate (U) result at level reported; if value > BAL, no Action.

RLs: Verify RLs are sample-specific and meet PQL given in QAPP Addendum 2009 UFP - Worksheet #15. If result > upper calibration range, J result; if result < lowest calibration standard, J result. Verify all J data reported properly, if applicable. Note any non-detects at values > PALs.

Other Data qualified J by lab stays as J; data qualified E by lab becomes J; data qualified U by lab stays U; data qualified P by lab becomes J; data qualified B becomes

Qualifiers: either U or J based on actions taken for Method Blank (MB)

% solids: 10% < % solids < 30%, J det/R ND; % solids < 10%, R detects and NDs.

**Qualifiers:** U = analyte is non-detect at the sample-specific Reporting Limit (RL) (usable); UJ = non-detect is usable as an estimated value; J = result is usable as an estimated value; R = result is rejected due to severe QC exceedance and unusable for project objectives. Bias: L = Low; H = High; I = Indeterminate.

**Reference:** Quality Assurance Project Plan Addendum, New Bedford Harbor Superfund Site, Environmental Monitoring, Sampling, and Analysis, New Bedford, Massachusetts, September 2009 and Region I, EPA-NE Pesticide/PCB Data Validation Functional Guidelines - Part III, Draft February 2004

Laboratory Data were reported using BZ# only - the following table shows a cross reference of BZ# to Congener Name and CAS Number

Congener Name	BZ #	CAS Number
2,4'-Dichlorobiphenyl	BZ#8	34883-43-7
2,2',5'-Trichlorobiphenyl	BZ#18	37680-65-2
2,4,4'-Trichlorobiphenyl	BZ#28	7012-37-5
2,2',3,5'-Tetrachlorobiphenyl	BZ#44	41464-39-5
2,2',5,5'-Tetrachlorobiphenyl	BZ#52	35693-99-3
2,3,4,4'-Tetrachlorobiphenyl	BZ#66	32598-10-0
2,2',4,5,5'-Pentachlorobiphenyl	BZ#101	37680-73-2
2,3,3',4,4'-Pentachlorobiphenyl	BZ#105	32598-14-4
2,3',4,4',5-Pentachlorobiphenyl	BZ#118	31508-00-6

Congener Name	BZ #	CAS Number
2,2',3,3',4,4'-Hexachlorobiphenyl	BZ#128	38380-07-3
2,2',3,4,4',5'-Hexachlorobiphenyl	BZ#138	35065-28-2
2,2',4,4',5,5'-Hexachlorobiphenyl	BZ#153	35065-27-1
2,2',3,3',4,4',5-Heptachlorobiphenyl	BZ#170	35065-30-6
2,2',3,4,4',5,5'-Heptachlorobiphenyl	BZ#180	35065-29-3
2,2',3,4',5,5',6-Heptachlorobiphenyl	BZ#187	52663-68-0
2,2',3,3',4,4',5,6-Octachlorobiphenyl	BZ#195	52663-78-2
2,2',3,3',4,4',5,5',6-Nonachlorobiphenyl	BZ#206	40186-72-9
Decachlorobiphenyl	BZ#209	52663-77-1

Date: 6/26/12

Data Reviewer: Nancy C. Rothman, Ph.D.

**SDMS REPOSITORY TARGET SHEET**

US EPA New England  
Superfund Document Management System /  
RCRA Document Management System  
**Native Files Target Sheet**

SDMS Document ID #: 535504


Site Name: NEW BEDFORD

File Type(s) Attached (examples: Excel file or .jpg): Excel file  
dbval\_L1205880DV.xls

Document Type this Target Sheet Represents:

- Map       Photograph       Graph/Chart  
 Video       Compact Disc       Other (Specify  
below)
- 

Description or Comments: FINAL NORTH OF WOOD STREET  
POST-REMEDATION MONITORING, APRIL 2012 MONITORING  
EVENT, NEW BEDFORD HARBOR SUPEFUND, OPERABLE UNIT  
1 (OU1) (02/01/2013 COVER PAGE ATTACHED)

**To view the attached files, open the “Attachment Panel”  
by clicking the paper clip -  - in the left side panel of this window.**

**\*\* Please note to view attachments the software corresponding with  
the specified file type is necessary. \*\***

For any additional assistance please contact the EPA New England Office of  
Site Remediation and Restoration Records and Information Center-  
Telephone (617) 918 1440

SDG	SAMP_ID	LAB_QC_CODE	FRACTION	RECEIPT_DATE	PREP METH	PREP_DATE	ANALYSIS METH	ANALYSIS_DATE	DILUTION	SYNONYMS	PARAM_CODE	DESCRIPTION	RESULT	LAB_QUAL	VALID_QUAL	FINAL_QUAL	UNIT	DETECT_LIMIT	DETECT LIM CODE	EMPC	VALIDATION LEVEL	VALIDATION	VALID_DATE	BIAS
L1205880	S-12A-C001-0.0-0.5	SA	TOTAL	05-Apr-12	NO_PREP		2540G	11-Apr-12	1		PCT_SOLIDS_CONG_AIRDRIED	Percent Solids - Air-Dried-Congeners	95.3				PCT	0.1	RL					
L1205880	S-12A-C001-0.0-0.5	SA	TOTAL	05-Apr-12	NO_PREP		Percent Sol	09-Apr-12	1		PCT_SOLIDS	Percent Solids	26.2				PCT	0.1	RL					
L1205880	S-12A-C001-0.0-0.5	SADL1	TOTAL	05-Apr-12	3540C	12-Apr-12	8082 Congeners	16-Apr-12	200		CS-10386-84-2	Dbob	88	D			PCT_REC				T1+	Y	6/26/2012	
L1205880	S-12A-C001-0.0-0.5	SADL1	TOTAL	05-Apr-12	3540C	12-Apr-12	8082 Congeners	16-Apr-12	200	BZ 198	CS-68194-17-2	2,2',3',3',4',5',5',6-Octacb (Obsolete)	88	D			PCT_REC				T1+	Y	6/26/2012	
L1205880	S-12A-C001-0.0-0.5	SADL1	TOTAL	05-Apr-12	3540C	12-Apr-12	8082 Congeners	16-Apr-12	200	BZ 8	34883-43-7	2,4'-Dichlorobiphenyl	2130	D			UG/KG	693	RL		T1+	Y	6/26/2012	
L1205880	S-12A-C001-0.0-0.5	SADL1	TOTAL	05-Apr-12	3540C	12-Apr-12	8082 Congeners	16-Apr-12	200	BZ 18	37680-65-2	2,2',5-Trichlorobiphenyl	4930	D			UG/KG	693	RL		T1+	Y	6/26/2012	
L1205880	S-12A-C001-0.0-0.5	SADL1	TOTAL	05-Apr-12	3540C	12-Apr-12	8082 Congeners	16-Apr-12	200	BZ 28	7012-37-5	2,4,4'-Trichlorobiphenyl	9150	D			UG/KG	693	RL		T1+	Y	6/26/2012	
L1205880	S-12A-C001-0.0-0.5	SADL1	TOTAL	05-Apr-12	3540C	12-Apr-12	8082 Congeners	16-Apr-12	200	BZ 44	41464-39-5	2,2',3,5'-Tetrachlorobiphenyl	3240	D			UG/KG	693	RL		T1+	Y	6/26/2012	
L1205880	S-12A-C001-0.0-0.5	SADL1	TOTAL	05-Apr-12	3540C	12-Apr-12	8082 Congeners	16-Apr-12	200	BZ 52	35693-99-3	2,2',5,5'-Tetrachlorobiphenyl	9600	D			UG/KG	693	RL		T1+	Y	6/26/2012	
L1205880	S-12A-C001-0.0-0.5	SADL1	TOTAL	05-Apr-12	3540C	12-Apr-12	8082 Congeners	16-Apr-12	200	BZ 66	32598-10-0	2,3',4,4'-Tetrachlorobiphenyl	3500	D			UG/KG	693	RL		T1+	Y	6/26/2012	
L1205880	S-12A-C001-0.0-0.5	SADL1	TOTAL	05-Apr-12	3540C	12-Apr-12	8082 Congeners	16-Apr-12	200	BZ 101	37680-73-2	2,2',4,5,5'-Pentachlorobiphenyl	2580	D			UG/KG	693	RL		T1+	Y	6/26/2012	
L1205880	S-12A-C001-0.0-0.5	SADL1	TOTAL	05-Apr-12	3540C	12-Apr-12	8082 Congeners	16-Apr-12	200	BZ 105	32598-14-4	2,3',3',4,4'-Pentachlorobiphenyl	693	DU			UG/KG	693	RL		T1+	Y	6/26/2012	
L1205880	S-12A-C001-0.0-0.5	SADL1	TOTAL	05-Apr-12	3540C	12-Apr-12	8082 Congeners	16-Apr-12	200	BZ 118	31508-00-6	2,3',4,4',5'-Pentachlorobiphenyl	1770	D			UG/KG	693	RL		T1+	Y	6/26/2012	
L1205880	S-12A-C001-0.0-0.5	SADL1	TOTAL	05-Apr-12	3540C	12-Apr-12	8082 Congeners	16-Apr-12	200	BZ 128	38380-07-3	2,2',3,3',4,4'-Hexachlorobiphenyl	693	DU			UG/KG	693	RL		T1+	Y	6/26/2012	
L1205880	S-12A-C001-0.0-0.5	SADL1	TOTAL	05-Apr-12	3540C	12-Apr-12	8082 Congeners	16-Apr-12	200	BZ 138	35065-28-2	2,2',3,4,4',5'-Hexachlorobiphenyl	1560	D			UG/KG	693	RL		T1+	Y	6/26/2012	
L1205880	S-12A-C001-0.0-0.5	SADL1	TOTAL	05-Apr-12	3540C	12-Apr-12	8082 Congeners	16-Apr-12	200	BZ 153	35065-27-1	2,2',4,4',5,5'-Hexachlorobiphenyl	2180	D			UG/KG	693	RL		T1+	Y	6/26/2012	
L1205880	S-12A-C001-0.0-0.5	SADL1	TOTAL	05-Apr-12	3540C	12-Apr-12	8082 Congeners	16-Apr-12	200	BZ 170	35065-30-6	2,2',3,3',4,4',5'-Heptachlorobiphenyl	693	DU			UG/KG	693	RL		T1+	Y	6/26/2012	
L1205880	S-12A-C001-0.0-0.5	SADL1	TOTAL	05-Apr-12	3540C	12-Apr-12	8082 Congeners	16-Apr-12	200	BZ 180	35065-29-3	2,2',3,4,4',5,5'-Heptachlorobiphenyl	693	DU			UG/KG	693	RL		T1+	Y	6/26/2012	
L1205880	S-12A-C001-0.0-0.5	SADL1	TOTAL	05-Apr-12	3540C	12-Apr-12	8082 Congeners	16-Apr-12	200	BZ 187	52663-68-0	2,2',3',4',5,5'-Heptachlorobiphenyl	693	DU			UG/KG	693	RL		T1+	Y	6/26/2012	
L1205880	S-12A-C001-0.0-0.5	SADL1	TOTAL	05-Apr-12	3540C	12-Apr-12	8082 Congeners	16-Apr-12	200	BZ 195	52663-78-2	2,2',3,3',4,4',5,6-Octachlorobiphenyl	693	DU			UG/KG	693	RL		T1+	Y	6/26/2012	
L1205880	S-12A-C001-0.0-0.5	SADL1	TOTAL	05-Apr-12	3540C	12-Apr-12	8082 Congeners	16-Apr-12	200	BZ 206	40186-72-9	2,2',3,3',4,4',5,5',6-Nonachlorobiphenyl	693	DU			UG/KG	693	RL		T1+	Y	6/26/2012	
L1205880	S-12A-C001-0.0-0.5	SADL1	TOTAL	05-Apr-12	3540C	12-Apr-12	8082 Congeners	16-Apr-12	200	BZ 209	2051-24-3	DecaCB - Homologue	693	DU			UG/KG	693	RL		T1+	Y	6/26/2012	
L1205880	S-12A-C001-0.0-0.5REP	REP	TOTAL	15-Apr-12	NO_PREP		2540G	11-Apr-12	1		PCT_SOLIDS_CONG_AIRDRIED	Percent Solids - Air-Dried-Congeners	95.9				PCT	0.1	RL					
L1205880	S-12A-C001-0.0-0.5REP	REP	TOTAL	05-Apr-12	NO_PREP		Percent Sol	09-Apr-12	1		PCT_SOLIDS	Percent Solids	28.6				PCT	0.1	RL					
L1205880	S-12A-C001-0.0-0.5REP	REPD1	TOTAL	05-Apr-12	3540C	12-Apr-12	8082 Congeners	17-Apr-12	500		CS-10386-84-2	Dbob	96	D			PCT_REC				T1+	Y	6/26/2012	
L1205880	S-12A-C001-0.0-0.5REP	REPD1	TOTAL	05-Apr-12	3540C	12-Apr-12	8082 Congeners	17-Apr-12	500	BZ 198	CS-68194-17-2	2,2',3,3',4,5,5',6-Octacb (Obsolete)	98	D			PCT_REC				T1+	Y	6/26/2012	
L1205880	S-12A-C001-0.0-0.5REP	REPD1	TOTAL	05-Apr-12	3540C	12-Apr-12	8082 Congeners	17-Apr-12	500	BZ 8	34883-43-7	2,4'-Dichlorobiphenyl	3090	D			UG/KG	685	RL		T1+	Y	6/26/2012	
L1205880	S-12A-C001-0.0-0.5REP	REPD1	TOTAL	05-Apr-12	3540C	12-Apr-12	8082 Congeners	17-Apr-12	500	BZ 18	37680-65-2	2,2',5-Trichlorobiphenyl	7520	D			UG/KG	685	RL		T1+	Y	6/26/2012	
L1205880	S-12A-C001-0.0-0.5REP	REPD1	TOTAL	05-Apr-12	3540C	12-Apr-12	8082 Congeners	17-Apr-12	500	BZ 28	7012-37-5	2,4,4'-Trichlorobiphenyl	11700	D			UG/KG	685	RL		T1+	Y	6/26/2012	
L1205880	S-12A-C001-0.0-0.5REP	REPD1	TOTAL	05-Apr-12	3540C	12-Apr-12	8082 Congeners	17-Apr-12	500	BZ 44	41464-39-5	2,2',3,5'-Tetrachlorobiphenyl	4520	D			UG/KG	685	RL		T1+	Y	6/26/2012	
L1205880	S-12A-C001-0.0-0.5REP	REPD1	TOTAL	05-Apr-12	3540C	12-Apr-12	8082 Congeners	17-Apr-12	500	BZ 52	35693-99-3	2,2',5,5'-Tetrachlorobiphenyl	12800	D			UG/KG	685	RL		T1+	Y	6/26/2012	
L1205880	S-12A-C001-0.0-0.5REP	REPD1	TOTAL	05-Apr-12	3540C	12-Apr-12	8082 Congeners	17-Apr-12	500	BZ 66	32598-10-0	2,3',4,4'-Tetrachlorobiphenyl	4310	D			UG/KG	685	RL		T1+	Y	6/26/2012	
L1205880	S-12A-C001-0.0-0.5REP	REPD1	TOTAL	05-Apr-12	3540C	12-Apr-12	8082 Congeners	17-Apr-12	500	BZ 101	37680-73-2	2,2',4,5,5'-Pentachlorobiphenyl	3110	D			UG/KG	685	RL		T1+	Y	6/26/2012	
L1205880	S-12A-C001-0.0-0.5REP	REPD1	TOTAL	05-Apr-12	3540C	12-Apr-12	8082 Congeners	17-Apr-12	500	BZ 105	32598-14-4	2,3',3',4,4'-Pentachlorobiphenyl	685	DU			UG/KG	685	RL		T1+	Y	6/26/2012	
L1205880	S-12A-C001-0.0-0.5REP	REPD1	TOTAL	05-Apr-12	3540C	12-Apr-12	8082 Congeners	17-Apr-12	500	BZ 118	31508-00-6	2,3',4,4',5'-Pentachlorobiphenyl	2170	D			UG/KG	685	RL		T1+	Y	6/26/2012	
L1205880	S-12A-C001-0.0-0.5REP	REPD1	TOTAL	05-Apr-12	3540C	12-Apr-12	8082 Congeners	17-Apr-12	500	BZ 128	38380-07-3	2,2',3,3',4,4'-Hexachlorobiphenyl	685	DU			UG/KG	685	RL		T1+	Y	6/26/2012	
L1205880	S-12A-C001-0.0-0.5REP	REPD1	TOTAL	05-Apr-12	3540C	12-Apr-12	8082 Congeners	17-Apr-12	500	BZ 138	35065-28-2	2,2',3,4,4',5'-Hexachlorobiphenyl	1960	D			UG/KG	685	RL		T1+	Y	6/26/2012	
L1205880	S-12A-C001-0.0-0.5REP	REPD1	TOTAL	05-Apr-12	3540C	12-Apr-12	8082 Congeners	17-Apr-12	500	BZ 153	35065-27-1	2,2',4,4',5,5'-Hexachlorobiphenyl	2690	D			UG/KG	685	RL		T1+	Y	6/26/2012	
L1205880	S-12A-C001-0.0-0.5REP	REPD1	TOTAL	05-Apr-12	3540C	12-Apr-12	8082 Congeners	17-Apr-12	500	BZ 170	35065-30-6	2,2',3,3',4,4',5'-Heptachlorobiphenyl	685	DU			UG/KG	685	RL		T1+	Y	6/26/2012	
L1205880	S-12A-C001-0.0-0.5REP	REPD1	TOTAL	05-Apr-12	3540C	12-Apr-12	8082 Congeners	17-Apr-12	500	BZ 180	35065-29-3	2,2',3,4,4',5,5'-Heptachlorobiphenyl	685	DU			UG/KG	685	RL		T1+	Y	6/26/2012	
L1205880	S-12A-C001-0.0-0.5REP	REPD1	TOTAL	05-Apr-12	3540C	12-Apr-12	8082 Congeners	17-Apr-12	500	BZ 187	52663-68-0	2,2',3,4',5,5'-Heptachlorobiphenyl	685	DU			UG/KG	685	RL		T1+	Y	6/26/2012	
L1205880	S-12A-C001-0.0-0.5REP	REPD1	TOTAL	05-Apr-12	3540C	12-Apr-12	8082 Congeners	17-Apr-12	500	BZ 195	52663-78-2	2,2',3,3',4,4',5,6-Octachlorobiphenyl	685	DU			UG/KG	685	RL		T1+	Y	6/26/2012	
L1205880	S-12A-C001-0.0-0.5REP	REPD1	TOTAL	05-Apr-12	3540C	12-Apr-12	8082 Congeners	17-Apr-12	500	BZ 206	40186-72-9	2,2',3,3',4,4',5,5',6-Nonachlorobiphenyl	685	DU			UG/KG	685	RL		T1+	Y	6/26/2012	
L1205880	S-12A-C001-0.0-0.5REP	REPD1	TOTAL	05-Apr-12	3540C	12-Apr-12	8082 Congeners	17-Apr-12	500	BZ 209	2051-24-3	DecaCB - Homologue	685	DU			UG/KG	685	RL		T1+	Y	6/26/2012	
L1205880	S-12A-C002-0.0-0.5	SA	TOTAL	05-Apr-12	NO_PREP		Percent Sol	09-Apr-12	1		PCT_SOLIDS	Percent Solids	43				PCT	0.1	RL					
L1205880	S-12A-C002-0.0-0.5	SA	TOTAL	05-Apr-12	NO_PREP		2540G	11-Apr-12	1		PCT_SOLIDS_CONG_AIRDRIED	Percent Solids - Air-Dried-Congeners	97.7				PCT	0.1	RL					
L1205880	S-12A-C002-0.0-0.5	SADL1	TOTAL	05-Apr-12	3540C	12-Apr-12	8082 Congeners	16-Apr-12	100		CS-10386-84-2	Dbob	85	D			PCT_REC				T1+	Y	6/26/2012	
L120588																								

































**SDMS REPOSITORY TARGET SHEET**

US EPA New England  
Superfund Document Management System /  
RCRA Document Management System  
**Native Files Target Sheet**

SDMS Document ID #: 535504


Site Name: NEW BEDFORD

File Type(s) Attached (examples: Excel file or .jpg): Excel file  
L1205880\_nbh.csv

Document Type this Target Sheet Represents:

- Map       Photograph       Graph/Chart  
 Video       Compact Disc       Other (Specify  
below)
- 

Description or Comments: FINAL NORTH OF WOOD STREET  
POST-REMEDIATION MONITORING, APRIL 2012 MONITORING  
EVENT, NEW BEDFORD HARBOR SUPEFUND, OPERABLE UNIT  
1 (OU1) (02/01/2013 COVER PAGE ATTACHED)

**To view the attached files, open the “Attachment Panel”  
by clicking the paper clip -  - in the left side panel of this window.**

**\*\* Please note to view attachments the software corresponding with  
the specified file type is necessary. \*\***

For any additional assistance please contact the EPA New England Office of  
Site Remediation and Restoration Records and Information Center-  
Telephone (617) 918 1440





SAMP_ID	RECEIPT_DATE	PREP_METH	ANALYSIS_METH	LAB_QC_CODE	FRACTION	DILUTION	CAS	ANALYTE	VALUE	LAB_QUAL	DETECT_LIMIT	DETECT_LIMIT_CODE	UNIT	ANALYSIS_DATE	SDG	LAB_SAMP_ID	LAB	SAMP_PREP_DATE	SAMP_WGT_VOL	SAMP_WGT_VOL_UNIT	EMPC	REPORT_YN
S-12A-C001-0.0-0.5	4/5/2012	3540C	8082 Congeners	SADL1	TOTAL	200	35693-99-3	2,2',5',5'-Tetracb	9600	D	693	RL	UG/KG	4/16/2012	L1205880	L1205880-01	AAL	4/12/2012	30.3	G	Y	Y
S-12A-C001-0.0-0.5	4/5/2012	NO_PREP	2540G	SA	TOTAL	1	PCT_SOLIDS_CONG_AIRDRIED	Solids, Total	95.3		0.1	RL	PCT	4/11/2012	L1205880	L1205880-01	AAL		5	G	Y	Y
S-12A-C001-0.0-0.5	4/5/2012	3540C	8082 Congeners	SADL1	TOTAL	200	37680-65-2	2,2',5'-Tricb	4930	D	693	RL	UG/KG	4/16/2012	L1205880	L1205880-01	AAL	4/12/2012	30.3	G	Y	Y
S-12A-C001-0.0-0.5	4/5/2012	3540C	8082 Congeners	SADL1	TOTAL	200	7012-37-5	2,4,4'-Tricb	9150	D	693	RL	UG/KG	4/16/2012	L1205880	L1205880-01	AAL	4/12/2012	30.3	G	Y	Y
S-12A-C001-0.0-0.5	4/5/2012	3540C	8082 Congeners	SADL1	TOTAL	200	52663-78-2	2,2',3,3',4,4',5,6-Octacb	693	DU	693	RL	UG/KG	4/16/2012	L1205880	L1205880-01	AAL	4/12/2012	30.3	G	Y	Y
S-12A-C001-0.0-0.5	4/5/2012	3540C	8082 Congeners	SADL1	TOTAL	200	37680-73-2	2,2,4,5,5'-Pentacb	2580	D	693	RL	UG/KG	4/16/2012	L1205880	L1205880-01	AAL	4/12/2012	30.3	G	Y	Y
S-12A-C001-0.0-0.5	4/5/2012	NO_PREP	Percent Sol	SA	TOTAL	1	PCT_SOLIDS	Solids, Total	26.2		0.1	RL	PCT	4/9/2012	L1205880	L1205880-01	AAL		5	G	Y	Y
S-12A-C001-0.0-0.5	4/5/2012	3540C	8082 Congeners	SADL1	TOTAL	200	31508-00-6	2,3',4,4',5-Pentacb	1770	D	693	RL	UG/KG	4/16/2012	L1205880	L1205880-01	AAL	4/12/2012	30.3	G	Y	Y
S-12A-C001-0.0-0.5	4/5/2012	3540C	8082 Congeners	SADL1	TOTAL	200	32598-14-4	2,3,3',4,4'-Pentacb	693	DU	693	RL	UG/KG	4/16/2012	L1205880	L1205880-01	AAL	4/12/2012	30.3	G	Y	Y
S-12A-C001-0.0-0.5	4/5/2012	3540C	8082 Congeners	SADL1	TOTAL	200	52663-68-0	2,2',3,4',5,5',6-Heptacb	693	DU	693	RL	UG/KG	4/16/2012	L1205880	L1205880-01	AAL	4/12/2012	30.3	G	Y	Y
S-12A-C001-0.0-0.5	4/5/2012	3540C	8082 Congeners	SADL1	TOTAL	200	CS-68194-17-2	2,2',3,3',4,5,5',6-Octachlorobiphenyl	88	D		RL	PCT_REC	4/16/2012	L1205880	L1205880-01	AAL	4/12/2012	30.3	G		N
S-12A-C001-0.0-0.5	4/5/2012	3540C	8082 Congeners	SADL1	TOTAL	200	35065-29-3	2,2',3,4,4',5,5'-Heptacb	693	DU	693	RL	UG/KG	4/16/2012	L1205880	L1205880-01	AAL	4/12/2012	30.3	G	Y	Y
S-12A-C001-0.0-0.5	4/5/2012	3540C	8082 Congeners	SADL1	TOTAL	200	38380-07-3	2,2',3,3',4,4'-Hexacb	693	DU	693	RL	UG/KG	4/16/2012	L1205880	L1205880-01	AAL	4/12/2012	30.3	G	Y	Y
S-12A-C001-0.0-0.5	4/5/2012	3540C	8082 Congeners	SADL1	TOTAL	200	CS-10386-84-2	DBOB	88	D		RL	PCT_REC	4/16/2012	L1205880	L1205880-01	AAL	4/12/2012	30.3	G		N
S-12A-C001-0.0-0.5	4/5/2012	3540C	8082 Congeners	SADL1	TOTAL	200	32598-10-0	2,3',4,4'-Tetracb	3500	D	693	RL	UG/KG	4/16/2012	L1205880	L1205880-01	AAL	4/12/2012	30.3	G	Y	Y
S-12A-C001-0.0-0.5	4/5/2012	3540C	8082 Congeners	SADL1	TOTAL	200	40186-72-9	2,2',3,3',4,4',5,5',6-Nonacb	693	DU	693	RL	UG/KG	4/16/2012	L1205880	L1205880-01	AAL	4/12/2012	30.3	G	Y	Y
S-12A-C001-0.0-0.5	4/5/2012	3540C	8082 Congeners	SADL1	TOTAL	200	35065-28-2	2,2',3,3',4,4',5'-Hexacb	1560	D	693	RL	UG/KG	4/16/2012	L1205880	L1205880-01	AAL	4/12/2012	30.3	G	Y	Y
S-12A-C001-0.0-0.5	4/5/2012	3540C	8082 Congeners	SADL1	TOTAL	200	35065-27-1	2,2',4,4',5,5'-Hexacb	2180	D	693	RL	UG/KG	4/16/2012	L1205880	L1205880-01	AAL	4/12/2012	30.3	G	Y	Y
S-12A-C001-0.0-0.5	4/5/2012	3540C	8082 Congeners	SADL1	TOTAL	200	41464-39-5	2,2',3,5'-Tetracb	3240	D	693	RL	UG/KG	4/16/2012	L1205880	L1205880-01	AAL	4/12/2012	30.3	G	Y	Y
S-12A-C001-0.0-0.5	4/5/2012	3540C	8082 Congeners	SADL1	TOTAL	200	35065-30-6	2,2',3,3',4,4',5-Heptacb	693	DU	693	RL	UG/KG	4/16/2012	L1205880	L1205880-01	AAL	4/12/2012	30.3	G	Y	Y
S-12A-C001-0.0-0.5	4/5/2012	3540C	8082 Congeners	SADL1	TOTAL	200	34883-43-7	2,4'-Dicb	2130	D	693	RL	UG/KG	4/16/2012	L1205880	L1205880-01	AAL	4/12/2012	30.3	G	Y	Y
S-12A-C001-0.0-0.5	4/5/2012	3540C	8082 Congeners	SADL1	TOTAL	200	2051-24-3	Decacb - Congener	693	DU	693	RL	UG/KG	4/16/2012	L1205880	L1205880-01	AAL	4/12/2012	30.3	G	Y	Y
S-12A-C001-0.0-0.5 REP	4/5/2012	NO_PREP	Percent Sol	REP	TOTAL	1	PCT_SOLIDS	Solids, Total	28.6		0.1	RL	PCT	4/9/2012	L1205880	L1205880-02	AAL		5	G	Y	Y
S-12A-C001-0.0-0.5 REP	4/5/2012	3540C	8082 Congeners	REPD1	TOTAL	500	41464-39-5	2,2',3,5'-Tetracb	4520	D	685	RL	UG/KG	4/17/2012	L1205880	L1205880-02	AAL	4/12/2012	30.44	G	Y	Y
S-12A-C001-0.0-0.5 REP	4/5/2012	3540C	8082 Congeners	REPD1	TOTAL	500	CS-10386-84-2	DBOB	96	D		RL	PCT_REC	4/17/2012	L1205880	L1205880-02	AAL	4/12/2012	30.44	G		N
S-12A-C001-0.0-0.5 REP	4/5/2012	3540C	8082 Congeners	REPD1	TOTAL	500	35065-28-2	2,2',3,4',4,5'-Hexacb	1960	D	685	RL	UG/KG	4/17/2012	L1205880	L1205880-02	AAL	4/12/2012	30.44	G	Y	Y
S-12A-C001-0.0-0.5 REP	4/5/2012	3540C	8082 Congeners	REPD1	TOTAL	500	40186-72-9	2,2',3,3',4,4',5,5',6-Nonacb	685	DU	685	RL	UG/KG	4/17/2012	L1205880	L1205880-02	AAL	4/12/2012	30.44	G	Y	Y
S-12A-C001-0.0-0.5 REP	4/5/2012	3540C	8082 Congeners	REPD1	TOTAL	500	35693-99-3	2,2',5',5'-Tetracb	12800	D	685	RL	UG/KG	4/17/2012	L1205880	L1205880-02	AAL	4/12/2012	30.44	G	Y	Y
S-12A-C001-0.0-0.5 REP	4/5/2012	3540C	8082 Congeners	REPD1	TOTAL	500	31508-00-6	2,3',4,4',5-Pentacb	2170	D	685	RL	UG/KG	4/17/2012	L1205880	L1205880-02	AAL	4/12/2012	30.44	G	Y	Y
S-12A-C001-0.0-0.5 REP	4/5/2012	3540C	8082 Congeners	REPD1	TOTAL	500	2051-24-3	Decacb - Congener	685	DU	685	RL	UG/KG	4/17/2012	L1205880	L1205880-02	AAL	4/12/2012	30.44	G	Y	Y
S-12A-C001-0.0-0.5 REP	4/5/2012	3540C	8082 Congeners	REPD1	TOTAL	500	32598-10-0	2,3',4,4'-Tetracb	4310	D	685	RL	UG/KG	4/17/2012	L1205880	L1205880-02	AAL	4/12/2012	30.44	G	Y	Y
S-12A-C001-0.0-0.5 REP	4/5/2012	3540C	8082 Congeners	REPD1	TOTAL	500	52663-68-0	2,2',3,4',5,5',6-Heptacb	685	DU	685	RL	UG/KG	4/17/2012	L1205880	L1205880-02	AAL	4/12/2012	30.44	G	Y	Y
S-12A-C001-0.0-0.5 REP	4/5/2012	NO_PREP	2540G	REP	TOTAL	1	PCT_SOLIDS_CONG_AIRDRIED	Solids, Total	95.9		0.1	RL	PCT	4/11/2012	L1205880	L1205880-02	AAL		5	G	Y	Y
S-12A-C001-0.0-0.5 REP	4/5/2012	3540C	8082 Congeners	REPD1	TOTAL	500	34883-43-7	2,4'-Dicb	3090	D	685	RL	UG/KG	4/17/2012	L1205880	L1205880-02	AAL	4/12/2012	30.44	G	Y	Y
S-12A-C001-0.0-0.5 REP	4/5/2012	3540C	8082 Congeners	REPD1	TOTAL	500	35065-29-3	2,2',3,4,4',5,5'-Heptacb	685	DU	685	RL	UG/KG	4/17/2012	L1205880	L1205880-02	AAL	4/12/2012	30.44	G	Y	Y
S-12A-C001-0.0-0.5 REP	4/5/2012	3540C	8082 Congeners	REPD1	TOTAL	500	37680-73-2	2,2,4,5,5'-Pentacb	3110	D	685	RL	UG/KG	4/17/2012	L1205880	L1205880-02	AAL	4/12/2012	30.44	G	Y	Y
S-12A-C001-0.0-0.5 REP	4/5/2012	3540C	8082 Congeners	REPD1	TOTAL	500	32598-14-4	2,3,3',4,4'-Pentacb	685	DU	685	RL	UG/KG	4/17/2012	L1205880	L1205880-02	AAL	4/12/2012	30.44	G	Y	Y
S-12A-C001-0.0-0.5 REP	4/5/2012	3540C	8082 Congeners	REPD1	TOTAL	500	CS-68194-17-2	2,2',3,3',4,5,5',6-Octachlorobiphenyl	98	D		RL	PCT_REC	4/17/2012	L1205880	L1205880-02	AAL	4/12/2012	30.44	G		N
S-12A-C001-0.0-0.5 REP	4/5/2012	3540C	8082 Congeners	REPD1	TOTAL	500	37680-65-2	2,2',5'-Tricb	7520	D	685	RL	UG/KG	4/17/2012	L1205880	L1205880-02	AAL	4/12/2012	30.44	G	Y	Y
S-12A-C001-0.0-0.5 REP	4/5/2012	3540C	8082 Congeners	REPD1	TOTAL	500	38380-07-3	2,2',3,3',4,4'-Hexacb	685	DU	685	RL	UG/KG	4/17/2012	L1205880	L1205880-02	AAL	4/12/2012	30.44	G	Y	Y
S-12A-C001-0.0-0.5 REP	4/5/2012	3540C	8082 Congeners	REPD1	TOTAL	500	35065-30-6	2,2',3,3',4,4',5-Heptacb	685	DU	685	RL	UG/KG	4/17/2012	L1205880	L1205880-02	AAL	4/12/2012	30.44	G	Y	Y
S-12A-C001-0.0-0.5 REP	4/5/2012	3540C	8082 Congeners	REPD1	TOTAL	500	7012-37-5	2,4,4'-Tricb	11700	D	685	RL	UG/KG	4/17/2012	L1205880	L1205880-02	AAL	4/12/2012	30.44	G	Y	Y
S-12A-C001-0.0-0.5 REP	4/5/2012	3540C	8082 Congeners	REPD1	TOTAL	500	52663-78-2	2,2',3,3',4,4',5,6-Octacb	685	DU	685	RL	UG/KG	4/17/2012	L1205880	L1205880-02	AAL	4/12/2012	30.44	G	Y	Y
S-12A-C001-0.0-0.5 REP	4/5/2012	3540C	8082 Congeners	REPD1	TOTAL	500	35065-27-1	2,2',4,4',5,5'-Hexacb	2690	D	685	RL	UG/KG	4/17/2012	L1205880	L1205880-02	AAL	4/12/2012	30.44	G	Y	Y
S-12A-C002-0.0-0.5	4/5/2012	3540C	8082 Congeners	SADL1	TOTAL	100	41464-39-5	2,2',3,5'-Tetracb	1650	D	337	RL	UG/KG	4/16/2012	L1205880	L1205880-03	AAL	4/12/2012	30.34	G	Y	Y
S-12A-C002-0.0-0.5	4/5/2012	3540C	8082 Congeners	SADL1	TOTAL	100	CS-10386-84-2	DBOB	85	D		RL	PCT_REC	4/16/2012	L1205880	L1205880-03	AAL	4/12/2012	30.34	G		N
S-12A-C002-0.0-0.5	4/5/2012	NO_PREP	Percent Sol	SA	TOTAL	1	PCT_SOLIDS	Solids, Total	43		0.1	RL	PCT	4/9/2012	L1205880	L1205880-03	AAL		5	G	Y	Y
S-12A-C002-0.0-0.5	4/5/2012	3540C	8082 Congeners	SADL1	TOTAL	100	34883-43-7	2,4'-Dicb	1270	D	337	RL	UG/KG	4/16/2012	L1205880	L1205880-03	AAL	4/12/2012	30.34	G	Y	Y
S-12A-C002-0.0-0.5	4/5/2012	3540C	8082 Congeners	SADL1	TOTAL	100	37680-65-2	2,2',5'-Tricb	3110	D	337	RL	UG/KG	4/16/2012	L1205880	L1205880-03	AAL	4/12/2012	30.34	G	Y	Y
S-12A-C002-0.0-0.5	4/5/2012	3540C	8082 Congeners	SADL1	TOTAL	100	32598-10-0	2,3',4,4'-Tetracb	1810	D	337	RL	UG/KG	4/16/2012	L1205880	L1205880-03	AAL	4/12/2012	30.34	G	Y	Y
S-12A-C002-0.0-0.5	4/5/2012	3540C	8082 Congeners	SADL1	TOTAL	100	35065-29-3	2,2',3,4,4',5,5'-Heptacb	337	DU	337	RL	UG/KG	4/16/2012	L1205880	L1205880-03	AAL	4/12/2012	30.34	G	Y	Y
S-12A-C002-0.0-0.5	4/5/2012	3540C	8082 Congeners	SADL1	TOTAL	100	35065-27-1	2,2',4,4',5,5'-Hexacb	1010	D	337	RL	UG/KG	4/16/2012	L1205880	L1205880-03	AAL	4/12/2012	30.34	G	Y	Y
S-12A-C002-0.0-0.5	4/5/2012	3540C	8082 Congeners																			



S-12A-C008-0.0-0.5	4/5/2012	3540C	8082 Congeners	SADL1	TOTAL	50	CS-68194-17-2	2,2',3,3',4,5,5',6-Octachlorobiphenyl	90	D		RL	PCT_REC	4/17/2012	L1205880	L1205880-09	AAL	4/12/2012	30.79	G		N		
S-12A-C008-0.0-0.5	4/5/2012	3540C	8082 Congeners	SADL1	TOTAL	50	35693-99-3	2,2',5,5'-Tetracb	2070	D		173	RL	UG/KG	4/17/2012	L1205880	L1205880-09	AAL	4/12/2012	30.79	G		Y	
S-12A-C008-0.0-0.5	4/5/2012	3540C	8082 Congeners	SADL1	TOTAL	50	CS-10386-84-2	DBOB	82	D		RL	PCT_REC	4/17/2012	L1205880	L1205880-09	AAL	4/12/2012	30.79	G		N		
S-12A-C008-0.0-0.5	4/5/2012	3540C	8082 Congeners	SADL1	TOTAL	50	32598-14-4	2,3,3',4,4'-Pentacb	173	DU		173	RL	UG/KG	4/17/2012	L1205880	L1205880-09	AAL	4/12/2012	30.79	G		Y	
S-12A-C008-0.0-0.5	4/5/2012	3540C	8082 Congeners	SADL1	TOTAL	50	35065-28-2	2,2',3,4',4,5'-Hexacb	264	D		173	RL	UG/KG	4/17/2012	L1205880	L1205880-09	AAL	4/12/2012	30.79	G		Y	
S-12A-C008-0.0-0.5	4/5/2012	3540C	8082 Congeners	SADL1	TOTAL	50	40186-72-9	2,2',3,3',4,4',5,5',6-Nonacb	173	DU		173	RL	UG/KG	4/17/2012	L1205880	L1205880-09	AAL	4/12/2012	30.79	G		Y	
S-12A-C008-0.0-0.5	4/5/2012	3540C	8082 Congeners	SADL1	TOTAL	50	2051-24-3	Decacb - Congener	173	DU		173	RL	UG/KG	4/17/2012	L1205880	L1205880-09	AAL	4/12/2012	30.79	G		Y	
S-12A-C008-0.0-0.5	4/5/2012	3540C	8082 Congeners	SADL1	TOTAL	50	35065-29-3	2,2',3,4,4',5,5'-Heptacb	173	DU		173	RL	UG/KG	4/17/2012	L1205880	L1205880-09	AAL	4/12/2012	30.79	G		Y	
S-12A-C008-0.0-0.5	4/5/2012	3540C	8082 Congeners	SADL1	TOTAL	50	35065-30-6	2,2',3,3',4,4',5-Heptacb	173	DU		173	RL	UG/KG	4/17/2012	L1205880	L1205880-09	AAL	4/12/2012	30.79	G		Y	
S-12A-C008-0.0-0.5	4/5/2012	NO_PREP	2540G	SA	TOTAL	1	PCT_SOLIDS_CONG_AIRDRIED	Solids, Total	93.6	D		0.1	RL	PCT	4/11/2012	L1205880	L1205880-09	AAL	4/12/2012	5	G		Y	
S-12A-C008-0.0-0.5	4/5/2012	3540C	8082 Congeners	SADL1	TOTAL	50	34883-43-7	2,4'-Dicb	374	D		173	RL	UG/KG	4/17/2012	L1205880	L1205880-09	AAL	4/12/2012	30.79	G		Y	
S-12A-C008-0.0-0.5	4/5/2012	3540C	8082 Congeners	SADL1	TOTAL	50	52663-78-2	2,2',3,3',4,4',5,6-Octacb	173	DU		173	RL	UG/KG	4/17/2012	L1205880	L1205880-09	AAL	4/12/2012	30.79	G		Y	
S-12A-C008-0.0-0.5	4/5/2012	3540C	8082 Congeners	SADL1	TOTAL	50	37680-65-2	2,2',5-Tricb	1100	D		173	RL	UG/KG	4/17/2012	L1205880	L1205880-09	AAL	4/12/2012	30.79	G		Y	
S-12A-C008-0.0-0.5	4/5/2012	3540C	8082 Congeners	SADL1	TOTAL	50	7012-37-5	2,4,4'-Tricb	1620	D		173	RL	UG/KG	4/17/2012	L1205880	L1205880-09	AAL	4/12/2012	30.79	G		Y	
S-12A-C008-0.0-0.5	4/5/2012	3540C	8082 Congeners	SADL1	TOTAL	50	41464-39-5	2,2',3,5'-Tetracb	723	D		173	RL	UG/KG	4/17/2012	L1205880	L1205880-09	AAL	4/12/2012	30.79	G		Y	
S-12A-C008-0.0-0.5	4/5/2012	NO_PREP	Percent Sol	SA	TOTAL	1	PCT_SOLIDS	Solids, Total	50.2	D		0.1	RL	PCT	4/9/2012	L1205880	L1205880-09	AAL	4/12/2012	5	G		Y	
S-12A-C008-0.0-0.5	4/5/2012	3540C	8082 Congeners	SADL1	TOTAL	50	31508-00-6	2,3',4,4',5-Pentacb	249	D		173	RL	UG/KG	4/17/2012	L1205880	L1205880-09	AAL	4/12/2012	30.79	G		Y	
S-12A-C008-0.0-0.5	4/5/2012	3540C	8082 Congeners	SADL1	TOTAL	50	52663-68-0	2,2',3,4',5,5',6-Heptacb	173	DU		173	RL	UG/KG	4/17/2012	L1205880	L1205880-09	AAL	4/12/2012	30.79	G		Y	
S-12A-C008-0.0-0.5	4/5/2012	3540C	8082 Congeners	SADL1	TOTAL	50	38380-07-3	2,2',3,3',4,4'-Hexacb	173	DU		173	RL	UG/KG	4/17/2012	L1205880	L1205880-09	AAL	4/12/2012	30.79	G		Y	
S-12A-C008-0.0-0.5	4/5/2012	3540C	8082 Congeners	SADL1	TOTAL	50	35065-27-1	2,2',4,4',5,5'-Hexacb	374	D		173	RL	UG/KG	4/17/2012	L1205880	L1205880-09	AAL	4/12/2012	30.79	G		Y	
S-12A-C008-0.0-0.5	4/5/2012	3540C	8082 Congeners	SADL1	TOTAL	50	37680-73-2	2,2,4,5,5'-Pentacb	362	D		173	RL	UG/KG	4/17/2012	L1205880	L1205880-09	AAL	4/12/2012	30.79	G		Y	
S-12A-C009-0.0-0.5	4/5/2012	3540C	8082 Congeners	SADL1	TOTAL	400	40186-72-9	2,2',3,3',4,4',5,5',6-Nonacb	534	DU		534	RL	UG/KG	4/17/2012	L1205880	L1205880-10	AAL	4/12/2012	30.43	G		Y	
S-12A-C009-0.0-0.5	4/5/2012	3540C	8082 Congeners	SADL1	TOTAL	400	35065-29-3	2,2',3,4,4',5,5'-Heptacb	534	DU		534	RL	UG/KG	4/17/2012	L1205880	L1205880-10	AAL	4/12/2012	30.43	G		Y	
S-12A-C009-0.0-0.5	4/5/2012	3540C	8082 Congeners	SADL1	TOTAL	400	35693-99-3	2,2',5,5'-Tetracb	7610	D		534	RL	UG/KG	4/17/2012	L1205880	L1205880-10	AAL	4/12/2012	30.43	G		Y	
S-12A-C009-0.0-0.5	4/5/2012	3540C	8082 Congeners	SADL1	TOTAL	400	2051-24-3	Decacb - Congener	534	DU		534	RL	UG/KG	4/17/2012	L1205880	L1205880-10	AAL	4/12/2012	30.43	G		Y	
S-12A-C009-0.0-0.5	4/5/2012	3540C	8082 Congeners	SADL1	TOTAL	400	35065-28-2	2,2',3,4',4,5'-Hexacb	859	D		534	RL	UG/KG	4/17/2012	L1205880	L1205880-10	AAL	4/12/2012	30.43	G		Y	
S-12A-C009-0.0-0.5	4/5/2012	3540C	8082 Congeners	SADL1	TOTAL	400	38380-07-3	2,2',3,3',4,4'-Hexacb	534	DU		534	RL	UG/KG	4/17/2012	L1205880	L1205880-10	AAL	4/12/2012	30.43	G		Y	
S-12A-C009-0.0-0.5	4/5/2012	3540C	8082 Congeners	SADL1	TOTAL	400	41464-39-5	2,2',3,5'-Tetracb	2600	D		534	RL	UG/KG	4/17/2012	L1205880	L1205880-10	AAL	4/12/2012	30.43	G		Y	
S-12A-C009-0.0-0.5	4/5/2012	3540C	8082 Congeners	SADL1	TOTAL	400	35065-27-1	2,2',4,4',5,5'-Hexacb	1190	D		534	RL	UG/KG	4/17/2012	L1205880	L1205880-10	AAL	4/12/2012	30.43	G		Y	
S-12A-C009-0.0-0.5	4/5/2012	3540C	8082 Congeners	SADL1	TOTAL	400	34883-43-7	2,4'-Dicb	1580	D		534	RL	UG/KG	4/17/2012	L1205880	L1205880-10	AAL	4/12/2012	30.43	G		Y	
S-12A-C009-0.0-0.5	4/5/2012	3540C	8082 Congeners	SADL1	TOTAL	400	37680-65-2	2,2',5-Tricb	3600	D		534	RL	UG/KG	4/17/2012	L1205880	L1205880-10	AAL	4/12/2012	30.43	G		Y	
S-12A-C009-0.0-0.5	4/5/2012	3540C	8082 Congeners	SADL1	TOTAL	400	CS-68194-17-2	2,2',3,3',4,5,5',6-Octachlorobiphenyl	89	D		RL	PCT_REC	4/17/2012	L1205880	L1205880-10	AAL	4/12/2012	30.43	G		N		
S-12A-C009-0.0-0.5	4/5/2012	NO_PREP	2540G	SA	TOTAL	1	PCT_SOLIDS_CONG_AIRDRIED	Solids, Total	98.4	D		0.1	RL	PCT	4/11/2012	L1205880	L1205880-10	AAL	4/12/2012	5	G		Y	
S-12A-C009-0.0-0.5	4/5/2012	NO_PREP	Percent Sol	SA	TOTAL	1	PCT_SOLIDS	Solids, Total	51.3	D		0.1	RL	PCT	4/9/2012	L1205880	L1205880-10	AAL	4/12/2012	5	G		Y	
S-12A-C009-0.0-0.5	4/5/2012	3540C	8082 Congeners	SADL1	TOTAL	400	32598-14-4	2,3,3',4,4'-Pentacb	534	DU		534	RL	UG/KG	4/17/2012	L1205880	L1205880-10	AAL	4/12/2012	30.43	G		Y	
S-12A-C009-0.0-0.5	4/5/2012	3540C	8082 Congeners	SADL1	TOTAL	400	37680-73-2	2,2,4,5,5'-Pentacb	1140	D		534	RL	UG/KG	4/17/2012	L1205880	L1205880-10	AAL	4/12/2012	30.43	G		Y	
S-12A-C009-0.0-0.5	4/5/2012	3540C	8082 Congeners	SADL1	TOTAL	400	31508-00-6	2,3',4,4',5-Pentacb	769	D		534	RL	UG/KG	4/17/2012	L1205880	L1205880-10	AAL	4/12/2012	30.43	G		Y	
S-12A-C009-0.0-0.5	4/5/2012	3540C	8082 Congeners	SADL1	TOTAL	400	32598-10-0	2,3',4,4'-Tetracb	1880	D		534	RL	UG/KG	4/17/2012	L1205880	L1205880-10	AAL	4/12/2012	30.43	G		Y	
S-12A-C009-0.0-0.5	4/5/2012	3540C	8082 Congeners	SADL1	TOTAL	400	35065-30-6	2,2',3,3',4,4',5-Heptacb	534	DU		534	RL	UG/KG	4/17/2012	L1205880	L1205880-10	AAL	4/12/2012	30.43	G		Y	
S-12A-C009-0.0-0.5	4/5/2012	3540C	8082 Congeners	SADL1	TOTAL	400	52663-78-2	2,2',3,3',4,4',5,6-Octacb	534	DU		534	RL	UG/KG	4/17/2012	L1205880	L1205880-10	AAL	4/12/2012	30.43	G		Y	
S-12A-C009-0.0-0.5	4/5/2012	3540C	8082 Congeners	SADL1	TOTAL	400	52663-68-0	2,2',3,4',5,5',6-Heptacb	534	DU		534	RL	UG/KG	4/17/2012	L1205880	L1205880-10	AAL	4/12/2012	30.43	G		Y	
S-12A-C009-0.0-0.5	4/5/2012	3540C	8082 Congeners	SADL1	TOTAL	400	CS-10386-84-2	DBOB	89	D		RL	PCT_REC	4/17/2012	L1205880	L1205880-10	AAL	4/12/2012	30.43	G		N		
S-12A-C009-0.0-0.5	4/5/2012	3540C	8082 Congeners	SADL1	TOTAL	400	7012-37-5	2,4,4'-Tricb	6580	D		534	RL	UG/KG	4/17/2012	L1205880	L1205880-10	AAL	4/12/2012	30.43	G		Y	
S-12A-C010-0.0-0.5	4/5/2012	3540C	8082 Congeners	SADL1	TOTAL	50	37680-65-2	2,2',5-Tricb	521	D		65.8	RL	UG/KG	4/17/2012	L1205880	L1205880-11	AAL	4/12/2012	30.8	G		Y	
S-12A-C010-0.0-0.5	4/5/2012	3540C	8082 Congeners	SADL1	TOTAL	50	7012-37-5	2,4,4'-Tricb	843	D		65.8	RL	UG/KG	4/17/2012	L1205880	L1205880-11	AAL	4/12/2012	30.8	G		Y	
S-12A-C010-0.0-0.5	4/5/2012	3540C	8082 Congeners	SADL1	TOTAL	50	2051-24-3	Decacb - Congener	65.8	DU		65.8	RL	UG/KG	4/17/2012	L1205880	L1205880-11	AAL	4/12/2012	30.8	G		Y	
S-12A-C010-0.0-0.5	4/5/2012	3540C	8082 Congeners	SADL1	TOTAL	50	41464-39-5	2,2',3,5'-Tetracb	303	D		65.8	RL	UG/KG	4/17/2012	L1205880	L1205880-11	AAL	4/12/2012	30.8	G		Y	
S-12A-C010-0.0-0.5	4/5/2012	3540C	8082 Congeners	SADL1	TOTAL	50	32598-10-0	2,3',4,4'-Tetracb	252	D		65.8	RL	UG/KG	4/17/2012	L1205880	L1205880-11	AAL	4/12/2012	30.8	G		Y	
S-12A-C010-0.0-0.5	4/5/2012	3540C	8082 Congeners	SADL1	TOTAL	50	52663-68-0	2,2',3,4',5,5',6-Heptacb	65.8	DU		65.8	RL	UG/KG	4/17/2012	L1205880	L1205880-11	AAL	4/12/2012	30.8	G		Y	
S-12A-C010-0.0-0.5	4/5/2012	3540C	8082 Congeners	SADL1	TOTAL	50	CS-68194-17-2	2,2',3,3',4,5,5',6-Octachlorobiphenyl	80	D		RL	PCT_REC	4/17/2012	L1205880	L1205880-11	AAL	4/12/2012	30.8	G		N		
S-12A-C010-0.0-0.5	4/5/2012	3540C	8082 Congeners	SADL1	TOTAL	50	31508-00-6	2,3',4,4',5-Pentacb	123	D		65.8	RL	UG/KG	4/17/2012	L1205880	L1205880-11	AAL	4/12/2012	30.8	G		Y	
S-12A-C010-0.0-0.5	4/5/2012	3540C	8082 Congeners	SADL1	TOTAL	50																		

S-12A-C012-0.0-0.5	4/5/2012	3540C	8082 Congeners	SADL1	TOTAL	10	52663-78-2	2,2',3,3',4,4',5,6-Octacb	13.3	DU		13.3	RL	UG/KG	4/17/2012	L1205880	L1205880-13	AAL	4/12/2012	30.37	G			
S-12A-C012-0.0-0.5	4/5/2012	3540C	8082 Congeners	SADL1	TOTAL	10	41464-39-5	2,2',3,5'-Tetracb	34.3	D		13.3	RL	UG/KG	4/17/2012	L1205880	L1205880-13	AAL	4/12/2012	30.37	G			Y
S-12A-C012-0.0-0.5	4/5/2012	NO_PREP	2540G	SA	TOTAL	1	PCT_SOLIDS_CONG_AIRDRIED	Solids, Total	99.3			0.1	RL	PCT	4/11/2012	L1205880	L1205880-13	AAL			5	G		Y
S-12A-C012-0.0-0.5	4/5/2012	3540C	8082 Congeners	SADL1	TOTAL	10	35065-27-1	2,2',4,4',5,5'-Hexacb	36.6	D		13.3	RL	UG/KG	4/17/2012	L1205880	L1205880-13	AAL	4/12/2012	30.37	G			Y
S-12A-C012-0.0-0.5	4/5/2012	3540C	8082 Congeners	SADL1	TOTAL	10	34883-43-7	2,4'-Dicb	17.9	D		13.3	RL	UG/KG	4/17/2012	L1205880	L1205880-13	AAL	4/12/2012	30.37	G			Y
S-12A-C012-0.0-0.5	4/5/2012	3540C	8082 Congeners	SADL1	TOTAL	10	35065-29-3	2,2',3,4,4',5,5'-Heptacb	13.3	DU		13.3	RL	UG/KG	4/17/2012	L1205880	L1205880-13	AAL	4/12/2012	30.37	G			Y
S-12A-C012-0.0-0.5	4/5/2012	3540C	8082 Congeners	SADL1	TOTAL	10	CS-10386-84-2	DBOB	85	D			RL	PCT_REC	4/17/2012	L1205880	L1205880-13	AAL	4/12/2012	30.37	G			N
S-12A-C012-0.0-0.5	4/5/2012	3540C	8082 Congeners	SADL1	TOTAL	10	35693-99-3	2,2',5,5'-Tetracb	94	D		13.3	RL	UG/KG	4/17/2012	L1205880	L1205880-13	AAL	4/12/2012	30.37	G			Y
S-12A-C012-0.0-0.5	4/5/2012	3540C	8082 Congeners	SADL1	TOTAL	10	32598-10-0	2,3',4,4'-Tetracb	54.8	D		13.3	RL	UG/KG	4/17/2012	L1205880	L1205880-13	AAL	4/12/2012	30.37	G			Y
S-12A-C012-0.0-0.5	4/5/2012	3540C	8082 Congeners	SADL1	TOTAL	10	35065-28-2	2,2',3,4',5'-Hexacb	34.6	D		13.3	RL	UG/KG	4/17/2012	L1205880	L1205880-13	AAL	4/12/2012	30.37	G			Y
S-12A-C012-0.0-0.5	4/5/2012	3540C	8082 Congeners	SADL1	TOTAL	10	35065-30-6	2,2',3,3',4,4',5-Heptacb	13.3	DU		13.3	RL	UG/KG	4/17/2012	L1205880	L1205880-13	AAL	4/12/2012	30.37	G			Y
S-12A-C012-0.0-0.5	4/5/2012	3540C	8082 Congeners	SADL1	TOTAL	10	37680-65-2	2,2',5-Tricb	42.5	D		13.3	RL	UG/KG	4/17/2012	L1205880	L1205880-13	AAL	4/12/2012	30.37	G			Y
S-12A-C012-0.0-0.5	4/5/2012	3540C	8082 Congeners	SADL1	TOTAL	10	40186-72-9	2,2',3,3',4,4',5,6-Nonacb	13.3	DU		13.3	RL	UG/KG	4/17/2012	L1205880	L1205880-13	AAL	4/12/2012	30.37	G			Y
S-12A-C012-0.0-0.5	4/5/2012	3540C	8082 Congeners	SADL1	TOTAL	10	7012-37-5	2,4,4'-Tricb	100	D		13.3	RL	UG/KG	4/17/2012	L1205880	L1205880-13	AAL	4/12/2012	30.37	G			Y
S-12A-C012-0.0-0.5	4/5/2012	3540C	8082 Congeners	SADL1	TOTAL	10	38380-07-3	2,2',3,3',4,4'-Hexacb	13.3	DU		13.3	RL	UG/KG	4/17/2012	L1205880	L1205880-13	AAL	4/12/2012	30.37	G			Y
S-12A-C012-0.0-0.5	4/5/2012	3540C	8082 Congeners	SADL1	TOTAL	10	CS-68194-17-2	2,2',3,3',4,5,5',6-Octachlorobiphenyl	88	D			RL	PCT_REC	4/17/2012	L1205880	L1205880-13	AAL	4/12/2012	30.37	G			N
S-12A-C012-0.0-0.5	4/5/2012	3540C	8082 Congeners	SADL1	TOTAL	10	31508-00-6	2,3',4,4',5-Pentacb	38.2	D		13.3	RL	UG/KG	4/17/2012	L1205880	L1205880-13	AAL	4/12/2012	30.37	G			Y
S-12A-C012-0.0-0.5	4/5/2012	3540C	8082 Congeners	SADL1	TOTAL	10	52663-68-0	2,2',3,4',5,5',6-Heptacb	13.3	DU		13.3	RL	UG/KG	4/17/2012	L1205880	L1205880-13	AAL	4/12/2012	30.37	G			Y
S-12A-C012-0.0-0.5	4/5/2012	3540C	8082 Congeners	SADL1	TOTAL	10	2051-24-3	Decacb - Congener	13.3	DU		13.3	RL	UG/KG	4/17/2012	L1205880	L1205880-13	AAL	4/12/2012	30.37	G			Y
S-12A-C012-0.0-0.5	4/5/2012	NO_PREP	Percent Sol	SA	TOTAL	1	PCT_SOLIDS	Solids, Total	78.6			0.1	RL	PCT	4/9/2012	L1205880	L1205880-13	AAL			5	G		Y
S-12A-C012-0.0-0.5	4/5/2012	3540C	8082 Congeners	SADL1	TOTAL	2	34883-43-7	2,4'-Dicb	8.96	D		2.64	RL	UG/KG	4/18/2012	L1205880	L1205880-14	AAL	4/12/2012	30.69	G			Y
S-12A-C012-0.0-0.5	4/5/2012	3540C	8082 Congeners	SADL1	TOTAL	2	7012-37-5	2,4,4'-Tricb	44	D		2.64	RL	UG/KG	4/18/2012	L1205880	L1205880-14	AAL	4/12/2012	30.69	G			Y
S-12A-C012-0.0-0.5	4/5/2012	3540C	8082 Congeners	SADL1	TOTAL	2	40186-72-9	2,2',3,3',4,4',5,5',6-Nonacb	2.64	DU		2.64	RL	UG/KG	4/18/2012	L1205880	L1205880-14	AAL	4/12/2012	30.69	G			Y
S-12A-C012-0.0-0.5	4/5/2012	3540C	8082 Congeners	SADL1	TOTAL	2	37680-73-2	2,2,4,5,5'-Pentacb	16.3	D		2.64	RL	UG/KG	4/18/2012	L1205880	L1205880-14	AAL	4/12/2012	30.69	G			Y
S-12A-C012-0.0-0.5	4/5/2012	3540C	8082 Congeners	SADL1	TOTAL	2	31508-00-6	2,3',4,4',5-Pentacb	16	D		2.64	RL	UG/KG	4/18/2012	L1205880	L1205880-14	AAL	4/12/2012	30.69	G			Y
S-12A-C012-0.0-0.5	4/5/2012	3540C	8082 Congeners	SADL1	TOTAL	2	52663-78-2	2,2',3,3',4,4',5,6-Octacb	2.64	DU		2.64	RL	UG/KG	4/18/2012	L1205880	L1205880-14	AAL	4/12/2012	30.69	G			Y
S-12A-C012-0.0-0.5	4/5/2012	3540C	8082 Congeners	SADL1	TOTAL	2	2051-24-3	Decacb - Congener	2.64	DU		2.64	RL	UG/KG	4/18/2012	L1205880	L1205880-14	AAL	4/12/2012	30.69	G			Y
S-12A-C012-0.0-0.5	4/5/2012	3540C	8082 Congeners	SADL1	TOTAL	2	32598-14-4	2,3,3',4,4'-Pentacb	3.75	D		2.64	RL	UG/KG	4/18/2012	L1205880	L1205880-14	AAL	4/12/2012	30.69	G			Y
S-12A-C012-0.0-0.5	4/5/2012	3540C	8082 Congeners	SADL1	TOTAL	2	35065-30-6	2,2',3,3',4,4',5-Heptacb	2.64	DU		2.64	RL	UG/KG	4/18/2012	L1205880	L1205880-14	AAL	4/12/2012	30.69	G			Y
S-12A-C012-0.0-0.5	4/5/2012	3540C	8082 Congeners	SADL1	TOTAL	2	35693-99-3	2,2',5,5'-Tetracb	40.2	D		2.64	RL	UG/KG	4/18/2012	L1205880	L1205880-14	AAL	4/12/2012	30.69	G			Y
S-12A-C012-0.0-0.5	4/5/2012	3540C	8082 Congeners	SADL1	TOTAL	2	35065-27-1	2,2',4,4',5,5'-Hexacb	15.4	D		2.64	RL	UG/KG	4/18/2012	L1205880	L1205880-14	AAL	4/12/2012	30.69	G			Y
S-12A-C012-0.0-0.5	4/5/2012	3540C	8082 Congeners	SADL1	TOTAL	2	35065-29-3	2,2',3,4,4',5,5'-Heptacb	2.77	D		2.64	RL	UG/KG	4/18/2012	L1205880	L1205880-14	AAL	4/12/2012	30.69	G			Y
S-12A-C012-0.0-0.5	4/5/2012	3540C	8082 Congeners	SADL1	TOTAL	2	CS-10386-84-2	DBOB	81	D			RL	PCT_REC	4/18/2012	L1205880	L1205880-14	AAL	4/12/2012	30.69	G			N
S-12A-C012-0.0-0.5	4/5/2012	NO_PREP	Percent Sol	SA	TOTAL	1	PCT_SOLIDS	Solids, Total	80.7			0.1	RL	PCT	4/9/2012	L1205880	L1205880-14	AAL			5	G		Y
S-12A-C012-0.0-0.5	4/5/2012	3540C	8082 Congeners	SADL1	TOTAL	2	32598-10-0	2,3',4,4'-Tetracb	21.8	D		2.64	RL	UG/KG	4/18/2012	L1205880	L1205880-14	AAL	4/12/2012	30.69	G			Y
S-12A-C012-0.0-0.5	4/5/2012	3540C	8082 Congeners	SADL1	TOTAL	2	35065-28-2	2,2',3,4',4,5'-Hexacb	12.5	D		2.64	RL	UG/KG	4/18/2012	L1205880	L1205880-14	AAL	4/12/2012	30.69	G			Y
S-12A-C012-0.0-0.5	4/5/2012	3540C	8082 Congeners	SADL1	TOTAL	2	41464-39-5	2,2',3,5'-Tetracb	13.8	D		2.64	RL	UG/KG	4/18/2012	L1205880	L1205880-14	AAL	4/12/2012	30.69	G			Y
S-12A-C012-0.0-0.5	4/5/2012	3540C	8082 Congeners	SADL1	TOTAL	2	52663-68-0	2,2',3,4',5,5',6-Heptacb	3.07	D		2.64	RL	UG/KG	4/18/2012	L1205880	L1205880-14	AAL	4/12/2012	30.69	G			Y
S-12A-C012-0.0-0.5	4/5/2012	NO_PREP	2540G	SA	TOTAL	1	PCT_SOLIDS_CONG_AIRDRIED	Solids, Total	98.8			0.1	RL	PCT	4/11/2012	L1205880	L1205880-14	AAL			5	G		Y
S-12A-C012-0.0-0.5	4/5/2012	3540C	8082 Congeners	SADL1	TOTAL	2	37680-65-2	2,2',5-Tricb	17.6	D		2.64	RL	UG/KG	4/18/2012	L1205880	L1205880-14	AAL	4/12/2012	30.69	G			Y
S-12A-C012-0.0-0.5	4/5/2012	3540C	8082 Congeners	SADL1	TOTAL	2	38380-07-3	2,2',3,3',4,4'-Hexacb	2.64	DU		2.64	RL	UG/KG	4/18/2012	L1205880	L1205880-14	AAL	4/12/2012	30.69	G			Y
S-12A-C012-0.0-0.5	4/5/2012	3540C	8082 Congeners	SADL1	TOTAL	2	CS-68194-17-2	2,2',3,3',4,5,5',6-Octachlorobiphenyl	82	D			RL	PCT_REC	4/18/2012	L1205880	L1205880-14	AAL	4/12/2012	30.69	G			N
S-12A-C012-0.0-0.5	4/5/2012	3540C	8082 Congeners	SA	TOTAL	1	32598-14-4	2,3,3',4,4'-Pentacb	1.32	U		1.32	RL	UG/KG	4/17/2012	L1205880	L1205880-15	AAL	4/12/2012	30.59	G			Y
S-12A-C012-0.0-0.5	4/5/2012	3540C	8082 Congeners	SA	TOTAL	1	35065-27-1	2,2',4,4',5,5'-Hexacb	2.34			1.32	RL	UG/KG	4/17/2012	L1205880	L1205880-15	AAL	4/12/2012	30.59	G			Y
S-12A-C012-0.0-0.5	4/5/2012	NO_PREP	2540G	SA	TOTAL	1	PCT_SOLIDS_CONG_AIRDRIED	Solids, Total	99.4			0.1	RL	PCT	4/11/2012	L1205880	L1205880-15	AAL			5	G		Y
S-12A-C012-0.0-0.5	4/5/2012	3540C	8082 Congeners	SA	TOTAL	1	40186-72-9	2,2',3,3',4,4',5,5',6-Nonacb	1.32	U		1.32	RL	UG/KG	4/17/2012	L1205880	L1205880-15	AAL	4/12/2012	30.59	G			Y
S-12A-C012-0.0-0.5	4/5/2012	3540C	8082 Congeners	SA	TOTAL	1	32598-10-0	2,3',4,4'-Tetracb	3.52			1.32	RL	UG/KG	4/17/2012	L1205880	L1205880-15	AAL	4/12/2012	30.59	G			Y
S-12A-C012-0.0-0.5	4/5/2012	3540C	8082 Congeners	SA	TOTAL	1	2051-24-3	Decacb - Congener	1.32	U		1.32	RL	UG/KG	4/17/2012	L1205880	L1205880-15	AAL	4/12/2012	30.59	G			Y
S-12A-C012-0.0-0.5	4/5/2012	3540C	8082 Congeners	SA	TOTAL	1	7012-37-5	2,4,4'-Tricb	7.4			1.32	RL	UG/KG	4/17/2012	L1205880	L1205880-15	AAL	4/12/2012	30.59	G			Y
S-12A-C012-0.0-0.5	4/5/2012	3540C	8082 Congeners	SA	TOTAL	1	CS-10386-84-2	DBOB	81				RL	PCT_REC	4/17/2012	L1205880	L1205880-15	AAL	4/12/2012	30.59	G			N
S-12A-C012-0.0-0.5	4/5/2012	3540C	8082 Congeners	SA	TOTAL	1	38380-07-3	2,2',3,3',4,4'-Hexacb	1.32	U		1.32	RL	UG/KG	4/17/2012	L1205880	L1205880-15	AAL	4/12/2012	30.59	G			Y
S-12A-C012-0.0-0.5	4/5/2012	3540C	8082 Congeners	SA	TOTAL	1	35065-30-6	2,2',3,3',4,4',5-Heptacb	1.32	U		1.32	RL	UG/KG	4/1									



S-12A-C016-0.0-0.5	4/5/2012	3540C	8082 Congeners	SADL1	TOTAL	5	CS-10386-84-2	DBOB	80	D				PCT_REC	4/18/2012	L1205880	L1205880-17	AAL	4/12/2012	30.4	G						
S-12A-C016-0.0-0.5	4/5/2012	NO_PREP	Percent Sol	SA	TOTAL	1	PCT_SOLIDS	Solids, Total	74.3			0.1	RL	PCT	4/9/2012	L1205880	L1205880-17	AAL						5	G		
S-12A-C016-0.0-0.5	4/5/2012	3540C	8082 Congeners	SADL1	TOTAL	5	35065-30-6	2,2',3,3',4,4',5-Heptacb	6.64	DU		6.64	RL	UG/KG	4/18/2012	L1205880	L1205880-17	AAL	4/12/2012	30.4	G				Y		
S-12A-C016-0.0-0.5	4/5/2012	3540C	8082 Congeners	SADL1	TOTAL	5	52663-78-2	2,2',3,3',4,4',5,6-Octacb	6.64	DU		6.64	RL	UG/KG	4/18/2012	L1205880	L1205880-17	AAL	4/12/2012	30.4	G				Y		
S-12A-C016-0.0-0.5	4/5/2012	3540C	8082 Congeners	SADL1	TOTAL	5	35065-27-1	2,2',4,4',5,5'-Hexacb	15.7	D		6.64	RL	UG/KG	4/18/2012	L1205880	L1205880-17	AAL	4/12/2012	30.4	G				Y		
S-12A-C016-0.0-0.5	4/5/2012	3540C	8082 Congeners	SADL1	TOTAL	5	34883-43-7	2,4'-Dicb	8.01	D		6.64	RL	UG/KG	4/18/2012	L1205880	L1205880-17	AAL	4/12/2012	30.4	G				Y		
S-12A-C016-0.0-0.5	4/5/2012	3540C	8082 Congeners	SADL1	TOTAL	5	40186-72-9	2,2',3,3',4,4',5,5',6-Nonacb	6.64	DU		6.64	RL	UG/KG	4/18/2012	L1205880	L1205880-17	AAL	4/12/2012	30.4	G				Y		
S-12A-C016-0.0-0.5	4/5/2012	3540C	8082 Congeners	SADL1	TOTAL	5	35065-28-2	2,2',3,4',4,5'-Hexacb	13.6	D		6.64	RL	UG/KG	4/18/2012	L1205880	L1205880-17	AAL	4/12/2012	30.4	G				Y		
S-12A-C016-0.0-0.5	4/5/2012	3540C	8082 Congeners	SADL1	TOTAL	5	37680-65-2	2,2',5-Tricb	14.5	D		6.64	RL	UG/KG	4/18/2012	L1205880	L1205880-17	AAL	4/12/2012	30.4	G				Y		
S-12A-C016-0.0-0.5	4/5/2012	3540C	8082 Congeners	SADL1	TOTAL	5	37680-73-2	2,2,4,5'-Pentacb	17.4	D		6.64	RL	UG/KG	4/18/2012	L1205880	L1205880-17	AAL	4/12/2012	30.4	G				Y		
S-12A-C016-0.0-0.5	4/5/2012	3540C	8082 Congeners	SADL1	TOTAL	5	32598-14-4	2,3,3',4,4'-Pentacb	6.64	DU		6.64	RL	UG/KG	4/18/2012	L1205880	L1205880-17	AAL	4/12/2012	30.4	G				Y		
S-12A-C016-0.0-0.5	4/5/2012	3540C	8082 Congeners	SADL1	TOTAL	5	32598-10-0	2,3',4,4'-Tetracb	23.6	D		6.64	RL	UG/KG	4/18/2012	L1205880	L1205880-17	AAL	4/12/2012	30.4	G				Y		
S-12A-C016-0.0-0.5	4/5/2012	3540C	8082 Congeners	SADL1	TOTAL	5	52663-68-0	2,2',3,4',5,5'-Heptacb	6.64	DU		6.64	RL	UG/KG	4/18/2012	L1205880	L1205880-17	AAL	4/12/2012	30.4	G				Y		
S-12A-C016-0.0-0.5	4/5/2012	3540C	8082 Congeners	SADL1	TOTAL	5	35065-29-3	2,2',3,4,4',5'-Heptacb	6.64	DU		6.64	RL	UG/KG	4/18/2012	L1205880	L1205880-17	AAL	4/12/2012	30.4	G				Y		
S-12A-C016-0.0-0.5	4/5/2012	3540C	8082 Congeners	SADL1	TOTAL	5	38380-07-3	2,2',3,3',4,4'-Hexacb	6.64	DU		6.64	RL	UG/KG	4/18/2012	L1205880	L1205880-17	AAL	4/12/2012	30.4	G				Y		
S-12A-C016-0.0-0.5	4/5/2012	3540C	8082 Congeners	SADL1	TOTAL	5	2051-24-3	Decacb - Congener	6.64	DU		6.64	RL	UG/KG	4/18/2012	L1205880	L1205880-17	AAL	4/12/2012	30.4	G				Y		
S-12A-C016-0.0-0.5	4/5/2012	3540C	8082 Congeners	SADL1	TOTAL	5	7012-37-5	2,4,4'-Tricb	60.1	D		6.64	RL	UG/KG	4/18/2012	L1205880	L1205880-17	AAL	4/12/2012	30.4	G				Y		
S-12A-C016-0.0-0.5	4/5/2012	3540C	8082 Congeners	SADL1	TOTAL	5	35693-99-3	2,2',5,5'-Tetracb	45.6	D		6.64	RL	UG/KG	4/18/2012	L1205880	L1205880-17	AAL	4/12/2012	30.4	G				Y		
S-12A-C016-0.0-0.5	4/5/2012	3540C	8082 Congeners	SADL1	TOTAL	5	CS-68194-17-2	2,2',3,3',4,5,5',6-Octachlorobiphenyl	86	D			RL	PCT_REC	4/18/2012	L1205880	L1205880-17	AAL	4/12/2012	30.4	G				N		
S-12A-C017-0.0-0.5	4/5/2012	3540C	8082 Congeners	SADL1	TOTAL	100	32598-10-0	2,3',4,4'-Tetracb	935	D		132	RL	UG/KG	4/17/2012	L1205880	L1205880-18	AAL	4/12/2012	30.77	G				Y		
S-12A-C017-0.0-0.5	4/5/2012	3540C	8082 Congeners	SADL1	TOTAL	100	32598-14-4	2,3,3',4,4'-Pentacb	206	D		132	RL	UG/KG	4/17/2012	L1205880	L1205880-18	AAL	4/12/2012	30.77	G				Y		
S-12A-C017-0.0-0.5	4/5/2012	3540C	8082 Congeners	SADL1	TOTAL	100	41464-39-5	2,2',3,5'-Tetracb	520	D		132	RL	UG/KG	4/17/2012	L1205880	L1205880-18	AAL	4/12/2012	30.77	G				Y		
S-12A-C017-0.0-0.5	4/5/2012	3540C	8082 Congeners	SADL1	TOTAL	100	35065-27-1	2,2',4,4',5,5'-Hexacb	427	D		132	RL	UG/KG	4/17/2012	L1205880	L1205880-18	AAL	4/12/2012	30.77	G				Y		
S-12A-C017-0.0-0.5	4/5/2012	3540C	8082 Congeners	SADL1	TOTAL	100	31508-00-6	2,3',4,4',5'-Pentacb	629	D		132	RL	UG/KG	4/17/2012	L1205880	L1205880-18	AAL	4/12/2012	30.77	G				Y		
S-12A-C017-0.0-0.5	4/5/2012	3540C	8082 Congeners	SADL1	TOTAL	100	7012-37-5	2,4,4'-Tricb	604	D		132	RL	UG/KG	4/17/2012	L1205880	L1205880-18	AAL	4/12/2012	30.77	G				Y		
S-12A-C017-0.0-0.5	4/5/2012	3540C	8082 Congeners	SADL1	TOTAL	100	35065-28-2	2,2',3,4',4,5'-Hexacb	542	D		132	RL	UG/KG	4/17/2012	L1205880	L1205880-18	AAL	4/12/2012	30.77	G				Y		
S-12A-C017-0.0-0.5	4/5/2012	3540C	8082 Congeners	SADL1	TOTAL	100	52663-78-2	2,2',3,3',4,4',5,6-Octacb	132	DU		132	RL	UG/KG	4/17/2012	L1205880	L1205880-18	AAL	4/12/2012	30.77	G				Y		
S-12A-C017-0.0-0.5	4/5/2012	3540C	8082 Congeners	SADL1	TOTAL	100	40186-72-9	2,2',3,3',4,4',5,5',6-Nonacb	132	DU		132	RL	UG/KG	4/17/2012	L1205880	L1205880-18	AAL	4/12/2012	30.77	G				Y		
S-12A-C017-0.0-0.5	4/5/2012	3540C	8082 Congeners	SADL1	TOTAL	100	2051-24-3	Decacb - Congener	132	DU		132	RL	UG/KG	4/17/2012	L1205880	L1205880-18	AAL	4/12/2012	30.77	G				Y		
S-12A-C017-0.0-0.5	4/5/2012	3540C	8082 Congeners	SADL1	TOTAL	100	37680-73-2	2,2,4,5'-Pentacb	594	D		132	RL	UG/KG	4/17/2012	L1205880	L1205880-18	AAL	4/12/2012	30.77	G				Y		
S-12A-C017-0.0-0.5	4/5/2012	3540C	8082 Congeners	SADL1	TOTAL	100	CS-68194-17-2	2,2',3,3',4,5,5',6-Octachlorobiphenyl	82	D			RL	PCT_REC	4/17/2012	L1205880	L1205880-18	AAL	4/12/2012	30.77	G				N		
S-12A-C017-0.0-0.5	4/5/2012	3540C	8082 Congeners	SADL1	TOTAL	100	34883-43-7	2,4'-Dicb	132	DU		132	RL	UG/KG	4/17/2012	L1205880	L1205880-18	AAL	4/12/2012	30.77	G				Y		
S-12A-C017-0.0-0.5	4/5/2012	3540C	8082 Congeners	SADL1	TOTAL	100	37680-65-2	2,2',5-Tricb	323	D		132	RL	UG/KG	4/17/2012	L1205880	L1205880-18	AAL	4/12/2012	30.77	G				Y		
S-12A-C017-0.0-0.5	4/5/2012	3540C	8082 Congeners	SADL1	TOTAL	100	CS-10386-84-2	DBOB	72	D			RL	PCT_REC	4/17/2012	L1205880	L1205880-18	AAL	4/12/2012	30.77	G				N		
S-12A-C017-0.0-0.5	4/5/2012	3540C	8082 Congeners	SADL1	TOTAL	100	52663-68-0	2,2',3,4',5,5'-Heptacb	132	DU		132	RL	UG/KG	4/17/2012	L1205880	L1205880-18	AAL	4/12/2012	30.77	G				Y		
S-12A-C017-0.0-0.5	4/5/2012	3540C	8082 Congeners	SADL1	TOTAL	100	35693-99-3	2,2',5,5'-Tetracb	978	D		132	RL	UG/KG	4/17/2012	L1205880	L1205880-18	AAL	4/12/2012	30.77	G				Y		
S-12A-C017-0.0-0.5	4/5/2012	NO_PREP	2540G	SA	TOTAL	1	PCT_SOLIDS_CONG_AIRDRIED	Solids, Total	98.7			0.1	RL	PCT	4/11/2012	L1205880	L1205880-18	AAL							5	G	
S-12A-C017-0.0-0.5	4/5/2012	NO_PREP	Percent Sol	SA	TOTAL	1	PCT_SOLIDS	Solids, Total	64			0.1	RL	PCT	4/9/2012	L1205880	L1205880-18	AAL								5	G
S-12A-C017-0.0-0.5	4/5/2012	3540C	8082 Congeners	SADL1	TOTAL	100	38380-07-3	2,2',3,3',4,4'-Hexacb	143	D		132	RL	UG/KG	4/17/2012	L1205880	L1205880-18	AAL	4/12/2012	30.77	G				Y		
S-12A-C017-0.0-0.5	4/5/2012	3540C	8082 Congeners	SADL1	TOTAL	100	35065-30-6	2,2',3,3',4,4',5-Heptacb	132	DU		132	RL	UG/KG	4/17/2012	L1205880	L1205880-18	AAL	4/12/2012	30.77	G				Y		
S-12A-C017-0.0-0.5	4/5/2012	3540C	8082 Congeners	SADL1	TOTAL	100	35065-29-3	2,2',3,4',4,5,5'-Heptacb	132	DU		132	RL	UG/KG	4/17/2012	L1205880	L1205880-18	AAL	4/12/2012	30.77	G				Y		
S-12A-C018-0.0-0.5	4/5/2012	3540C	8082 Congeners	SADL1	TOTAL	5	52663-68-0	2,2',3,4',5,5'-Heptacb	6.61	DU		6.61	RL	UG/KG	4/17/2012	L1205880	L1205880-19	AAL	4/12/2012	30.44	G				Y		
S-12A-C018-0.0-0.5	4/5/2012	3540C	8082 Congeners	SADL1	TOTAL	5	37680-65-2	2,2',5-Tricb	15.1	D		6.61	RL	UG/KG	4/17/2012	L1205880	L1205880-19	AAL	4/12/2012	30.44	G				Y		
S-12A-C018-0.0-0.5	4/5/2012	3540C	8082 Congeners	SADL1	TOTAL	5	38380-07-3	2,2',3,3',4,4'-Hexacb	8.5	D		6.61	RL	UG/KG	4/17/2012	L1205880	L1205880-19	AAL	4/12/2012	30.44	G				Y		
S-12A-C018-0.0-0.5	4/5/2012	3540C	8082 Congeners	SADL1	TOTAL	5	32598-10-0	2,3',4,4'-Tetracb	47.1	D		6.61	RL	UG/KG	4/17/2012	L1205880	L1205880-19	AAL	4/12/2012	30.44	G				Y		
S-12A-C018-0.0-0.5	4/5/2012	3540C	8082 Congeners	SADL1	TOTAL	5	31508-00-6	2,3',4,4',5'-Pentacb	36.1	D		6.61	RL	UG/KG	4/17/2012	L1205880	L1205880-19	AAL	4/12/2012	30.44	G				Y		
S-12A-C018-0.0-0.5	4/5/2012	3540C	8082 Congeners	SADL1	TOTAL	5	52663-78-2	2,2',3,3',4,4',5,6-Octacb	6.61	DU		6.61	RL	UG/KG	4/17/2012	L1205880	L1205880-19	AAL	4/12/2012	30.44	G				Y		
S-12A-C018-0.0-0.5	4/5/2012	3540C	8082 Congeners	SADL1	TOTAL	5	40186-72-9	2,2',3,3',4,4',5,5',6-Nonacb	6.61	DU		6.61	RL	UG/KG	4/17/2012	L1205880	L1205880-19	AAL	4/12/2012	30.44	G				Y		
S-12A-C018-0.0-0.5	4/5/2012	3540C	8082 Congeners	SADL1	TOTAL	5	2051-24-3	Decacb - Congener	6.61	DU		6.61	RL	UG/KG	4/17/2012	L1205880	L1205880-19	AAL	4/12/2012	30.44	G				Y		
S-12A-C018-0.0-0.5	4/5/2012	3540C	8082 Congeners	SADL1	TOTAL	5	41464-39-5	2,2',3,5'-Tetracb	23.1	D		6.61	RL</														



S-12A-C020-0.0-0.5	4/5/2012	3540C	8082 Congeners	SADL1	TOTAL	2	32598-10-0	2,3',4,4'-Tetracb	11.1	D		1.33	RL	UG/KG	4/17/2012	L1205880	L1205880-21	AAL	4/12/2012	60.54	G			
S-12A-C020-0.0-0.5	4/5/2012	3540C	8082 Congeners	SADL1	TOTAL	2	52663-78-2	2,2',3,3',4,4',5,6-Octacb	1.33	DU		1.33	RL	UG/KG	4/17/2012	L1205880	L1205880-21	AAL	4/12/2012	60.54	G			
S-12A-C020-0.0-0.5	4/5/2012	3540C	8082 Congeners	SADL1	TOTAL	2	35065-27-1	2,2',4,4',5,5'-Hexacb	6.95	D		1.33	RL	UG/KG	4/17/2012	L1205880	L1205880-21	AAL	4/12/2012	60.54	G			
S-12A-C020-0.0-0.5	4/5/2012	NO_PREP	2540G	SA	TOTAL	1	PCT_SOLIDS_CONG_AIRDRIED	Solids, Total	99.4			0.1	RL	PCT	4/11/2012	L1205880	L1205880-21	AAL			5	G		
S-12A-C020-0.0-0.5	4/5/2012	3540C	8082 Congeners	SADL1	TOTAL	2	35065-30-6	2,2',3,3',4,4',5-Heptacb	1.33	DU		1.33	RL	UG/KG	4/17/2012	L1205880	L1205880-21	AAL	4/12/2012	60.54	G			
S-12A-C020-0.0-0.5	4/5/2012	3540C	8082 Congeners	SADL1	TOTAL	2	34883-43-7	2,4'-Dicb	1.96	D		1.33	RL	UG/KG	4/17/2012	L1205880	L1205880-21	AAL	4/12/2012	60.54	G			
S-12A-C020-0.0-0.5	4/5/2012	3540C	8082 Congeners	SADL1	TOTAL	2	37680-65-2	2,2',5-Tricb	4.32	D		1.33	RL	UG/KG	4/17/2012	L1205880	L1205880-21	AAL	4/12/2012	60.54	G			
S-12A-C020-0.0-0.5	4/5/2012	3540C	8082 Congeners	SADL1	TOTAL	2	31508-00-6	2,3',4,4',5-Pentacb	10.2	D		1.33	RL	UG/KG	4/17/2012	L1205880	L1205880-21	AAL	4/12/2012	60.54	G			
S-12A-C020-0.0-0.5	4/5/2012	3540C	8082 Congeners	SADL1	TOTAL	2	7012-37-5	2,4,4'-Tricb	18.8	D		1.33	RL	UG/KG	4/17/2012	L1205880	L1205880-21	AAL	4/12/2012	60.54	G			
S-12A-C020-0.0-0.5	4/5/2012	3540C	8082 Congeners	SADL1	TOTAL	2	2051-24-3	Decacb - Congener	1.33	DU		1.33	RL	UG/KG	4/17/2012	L1205880	L1205880-21	AAL	4/12/2012	60.54	G			
S-12A-C020-0.0-0.5	4/5/2012	3540C	8082 Congeners	SADL1	TOTAL	2	41464-39-5	2,2',3,5'-Tetracb	5.23	D		1.33	RL	UG/KG	4/17/2012	L1205880	L1205880-21	AAL	4/12/2012	60.54	G			
S-12A-C020-0.0-0.5	4/5/2012	3540C	8082 Congeners	SADL1	TOTAL	2	35065-29-3	2,2',3,4,4',5,5'-Heptacb	1.33	DU		1.33	RL	UG/KG	4/17/2012	L1205880	L1205880-21	AAL	4/12/2012	60.54	G			
S-12A-C020-0.0-0.5	4/5/2012	3540C	8082 Congeners	SADL1	TOTAL	2	32598-14-4	2,3,3',4,4'-Pentacb	2.01	D		1.33	RL	UG/KG	4/17/2012	L1205880	L1205880-21	AAL	4/12/2012	60.54	G			
S-12A-C020-0.0-0.5	4/5/2012	3540C	8082 Congeners	SADL1	TOTAL	2	CS-68194-17-2	2,2',3,3',4,5,5',6-Octachlorobiphenyl	80	D			RL	PCT_REC	4/17/2012	L1205880	L1205880-21	AAL	4/12/2012	60.54	G			
S-12A-C020-0.0-0.5	4/5/2012	3540C	8082 Congeners	SADL1	TOTAL	2	CS-10386-84-2	DBOB	72	D			RL	PCT_REC	4/17/2012	L1205880	L1205880-21	AAL	4/12/2012	60.54	G			
S-12A-C020-0.0-0.5	4/5/2012	NO_PREP	Percent Sol	SA	TOTAL	1	PCT_SOLIDS	Solids, Total	80.7			0.1	RL	PCT	4/9/2012	L1205880	L1205880-21	AAL			5	G		
S-12A-C020-0.0-0.5	4/5/2012	3540C	8082 Congeners	SADL1	TOTAL	2	52663-68-0	2,2',3,4',5,5',6-Heptacb	1.96	D		1.33	RL	UG/KG	4/17/2012	L1205880	L1205880-21	AAL	4/12/2012	60.54	G			
S-12A-C020-0.0-0.5	4/5/2012	3540C	8082 Congeners	SADL1	TOTAL	2	37680-73-2	2,2,4,5,5'-Pentacb	7.62	D		1.33	RL	UG/KG	4/17/2012	L1205880	L1205880-21	AAL	4/12/2012	60.54	G			
EB-040412-01	4/5/2012	3510C	8082 Congeners	SA	TOTAL	1	CS-68194-17-2	2,2',3,3',4,5,5',6-Octachlorobiphenyl	56				RL	PCT_REC	4/16/2012	L1205880	L1205880-22	AAL	4/9/2012	1000	ML			
EB-040412-01	4/5/2012	3510C	8082 Congeners	SA	TOTAL	1	35065-27-1	2,2',4,4',5,5'-Hexacb	0.0025	U		0.0025	RL	UG/L	4/16/2012	L1205880	L1205880-22	AAL	4/9/2012	1000	ML			
EB-040412-01	4/5/2012	3510C	8082 Congeners	SA	TOTAL	1	CS-10386-84-2	DBOB	43				RL	PCT_REC	4/16/2012	L1205880	L1205880-22	AAL	4/9/2012	1000	ML			
EB-040412-01	4/5/2012	3510C	8082 Congeners	SA	TOTAL	1	35065-29-3	2,2',3,4,4',5,5'-Heptacb	0.0025	U		0.0025	RL	UG/L	4/16/2012	L1205880	L1205880-22	AAL	4/9/2012	1000	ML			
EB-040412-01	4/5/2012	3510C	8082 Congeners	SA	TOTAL	1	37680-65-2	2,2',5-Tricb	0.0025	U		0.0025	RL	UG/L	4/16/2012	L1205880	L1205880-22	AAL	4/9/2012	1000	ML			
EB-040412-01	4/5/2012	3510C	8082 Congeners	SA	TOTAL	1	32598-10-0	2,3',4,4'-Tetracb	0.0025	U		0.0025	RL	UG/L	4/16/2012	L1205880	L1205880-22	AAL	4/9/2012	1000	ML			
EB-040412-01	4/5/2012	3510C	8082 Congeners	SA	TOTAL	1	35065-30-6	2,2',3,3',4,4',5-Heptacb	0.0025	U		0.0025	RL	UG/L	4/16/2012	L1205880	L1205880-22	AAL	4/9/2012	1000	ML			
EB-040412-01	4/5/2012	3510C	8082 Congeners	SA	TOTAL	1	52663-78-2	2,2',3,3',4,4',5,6-Octacb	0.0025	U		0.0025	RL	UG/L	4/16/2012	L1205880	L1205880-22	AAL	4/9/2012	1000	ML			
EB-040412-01	4/5/2012	3510C	8082 Congeners	SA	TOTAL	1	35693-99-3	2,2',5,5'-Tetracb	0.0025	U		0.0025	RL	UG/L	4/16/2012	L1205880	L1205880-22	AAL	4/9/2012	1000	ML			
EB-040412-01	4/5/2012	3510C	8082 Congeners	SA	TOTAL	1	41464-39-5	2,2',3,5'-Tetracb	0.0025	U		0.0025	RL	UG/L	4/16/2012	L1205880	L1205880-22	AAL	4/9/2012	1000	ML			
EB-040412-01	4/5/2012	3510C	8082 Congeners	SA	TOTAL	1	37680-73-2	2,2,4,5,5'-Pentacb	0.0025	U		0.0025	RL	UG/L	4/16/2012	L1205880	L1205880-22	AAL	4/9/2012	1000	ML			
EB-040412-01	4/5/2012	3510C	8082 Congeners	SA	TOTAL	1	31508-00-6	2,3',4,4',5-Pentacb	0.0025	U		0.0025	RL	UG/L	4/16/2012	L1205880	L1205880-22	AAL	4/9/2012	1000	ML			
EB-040412-01	4/5/2012	3510C	8082 Congeners	SA	TOTAL	1	38380-07-3	2,2',3,3',4,4'-Hexacb	0.0025	U		0.0025	RL	UG/L	4/16/2012	L1205880	L1205880-22	AAL	4/9/2012	1000	ML			
EB-040412-01	4/5/2012	3510C	8082 Congeners	SA	TOTAL	1	2051-24-3	Decacb - Congener	0.0025	U		0.0025	RL	UG/L	4/16/2012	L1205880	L1205880-22	AAL	4/9/2012	1000	ML			
EB-040412-01	4/5/2012	3510C	8082 Congeners	SA	TOTAL	1	32598-14-4	2,3,3',4,4'-Pentacb	0.0025	U		0.0025	RL	UG/L	4/16/2012	L1205880	L1205880-22	AAL	4/9/2012	1000	ML			
EB-040412-01	4/5/2012	3510C	8082 Congeners	SA	TOTAL	1	52663-68-0	2,2',3,4',5,5',6-Heptacb	0.0025	U		0.0025	RL	UG/L	4/16/2012	L1205880	L1205880-22	AAL	4/9/2012	1000	ML			
EB-040412-01	4/5/2012	3510C	8082 Congeners	SA	TOTAL	1	7012-37-5	2,4,4'-Tricb	0.0025	U		0.0025	RL	UG/L	4/16/2012	L1205880	L1205880-22	AAL	4/9/2012	1000	ML			
EB-040412-01	4/5/2012	3510C	8082 Congeners	SA	TOTAL	1	35065-28-2	2,2',3,4',4,5'-Hexacb	0.0025	U		0.0025	RL	UG/L	4/16/2012	L1205880	L1205880-22	AAL	4/9/2012	1000	ML			
EB-040412-01	4/5/2012	3510C	8082 Congeners	SA	TOTAL	1	40186-72-9	2,2',3,3',4,4',5,5',6-Nonacb	0.0025	U		0.0025	RL	UG/L	4/16/2012	L1205880	L1205880-22	AAL	4/9/2012	1000	ML			
EB-040412-01	4/5/2012	3510C	8082 Congeners	SA	TOTAL	1	34883-43-7	2,4'-Dicb	0.0025	U		0.0025	RL	UG/L	4/16/2012	L1205880	L1205880-22	AAL	4/9/2012	1000	ML			
	4/9/2012	3510C	8082 Congeners	MB	TOTAL	1	7012-37-5	2,4,4'-Tricb	0.0025	U		0.0025	RL	UG/L	4/16/2012	L1205880	WG527852-1	AAL	4/9/2012	1000	ML			
	4/9/2012	3510C	8082 Congeners	MB	TOTAL	1	32598-14-4	2,3,3',4,4'-Pentacb	0.0025	U		0.0025	RL	UG/L	4/16/2012	L1205880	WG527852-1	AAL	4/9/2012	1000	ML			
	4/9/2012	3510C	8082 Congeners	MB	TOTAL	1	40186-72-9	2,2',3,3',4,4',5,5',6-Nonacb	0.0025	U		0.0025	RL	UG/L	4/16/2012	L1205880	WG527852-1	AAL	4/9/2012	1000	ML			
	4/9/2012	3510C	8082 Congeners	MB	TOTAL	1	38380-07-3	2,2',3,3',4,4'-Hexacb	0.0025	U		0.0025	RL	UG/L	4/16/2012	L1205880	WG527852-1	AAL	4/9/2012	1000	ML			
	4/9/2012	3510C	8082 Congeners	MB	TOTAL	1	35065-30-6	2,2',3,3',4,4',5-Heptacb	0.0025	U		0.0025	RL	UG/L	4/16/2012	L1205880	WG527852-1	AAL	4/9/2012	1000	ML			
	4/9/2012	3510C	8082 Congeners	MB	TOTAL	1	2051-24-3	Decacb - Congener	0.0025	U		0.0025	RL	UG/L	4/16/2012	L1205880	WG527852-1	AAL	4/9/2012	1000	ML			
	4/9/2012	3510C	8082 Congeners	MB	TOTAL	1	34883-43-7	2,4'-Dicb	0.0025	U		0.0025	RL	UG/L	4/16/2012	L1205880	WG527852-1	AAL	4/9/2012	1000	ML			
	4/9/2012	3510C	8082 Congeners	MB	TOTAL	1	35693-99-3	2,2',5,5'-Tetracb	0.0025	U		0.0025	RL	UG/L	4/16/2012	L1205880	WG527852-1	AAL	4/9/2012	1000	ML			
	4/9/2012	3510C	8082 Congeners	MB	TOTAL	1	52663-78-2	2,2',3,3',4,4',5,6-Octacb	0.0025	U		0.0025	RL	UG/L	4/16/2012	L1205880	WG527852-1	AAL	4/9/2012	1000	ML			
	4/9/2012	3510C	8082 Congeners	MB	TOTAL	1	35065-29-3	2,2',3,4,4',5,5'-Heptacb	0.0025	U		0.0025	RL	UG/L	4/16/2012	L1205880	WG527852-1	AAL	4/9/2012	1000	ML			
	4/9/2012	3510C	8082 Congeners	MB	TOTAL	1	CS-68194-17-2	2,2',3,3',4,5,5',6-Octachlorobiphenyl	96				RL	PCT_REC	4/16/2012	L1205880	WG527852-1	AAL	4/9/2012	1000	ML			
	4/9/2012	3510C	8082 Congeners	MB	TOTAL	1	37680-73-2	2,2,4,5,5'-Pentacb	0.0025	U		0.0025	RL	UG/L	4/16/2012	L1205880	WG527852-1	AAL	4/9/2012	1000	ML			
	4/9/2012	3510C	8082 Congeners	MB	TOTAL	1	35065-28-2	2,2',3,4',4,5'-Hexacb	0.0025	U		0.0025	RL	UG/L	4/16/2012	L1205880	WG527852-1	AAL	4/9/2012	1000	ML			
	4/9/2012	3510C	8082 Congeners	MB	TOTAL	1	41464-39-5	2,2',3,5'-Tetracb	0.0025	U		0.0025	RL	UG/L	4/16/2012	L1205880	WG527852-1	AAL	4/9/2012	1000	ML			
	4/9/2012	3510C	8082 Congeners	MB	TOTAL	1	32598-10-0	2,3',4,4'-Tetracb	0.0025	U		0.0025	RL	UG/L	4/16/2012	L1205880	WG527852-1	AAL	4/9/2012	1000	ML			

	4/9/2012	3510C	8082 Congeners	LCS	TOTAL	1	35693-99-3	2,2',5,5'-Tetrac	70.9		0.0005	RL	PCT_REC	4/16/2012	L1205880	WG527852-3	AAL	4/9/2012	1000	ML	N		
	4/9/2012	3510C	8082 Congeners	LCS	TOTAL	1	CS-68194-17-2	2,2',3,3',4,5,5',6-Octachlorobiphenyl	82			RL	PCT_REC	4/16/2012	L1205880	WG527852-3	AAL	4/9/2012	1000	ML	N		
	4/9/2012	3510C	8082 Congeners	LCS	TOTAL	1	32598-14-4	2,3,3',4,4'-Pentac	80.7		0.0005	RL	PCT_REC	4/16/2012	L1205880	WG527852-3	AAL	4/9/2012	1000	ML	N		
	4/9/2012	3510C	8082 Congeners	LCS	TOTAL	1	40186-72-9	2,2',3,3',4,4',5,5',6-Nonac	84.1		0.0005	RL	PCT_REC	4/16/2012	L1205880	WG527852-3	AAL	4/9/2012	1000	ML	N		
	4/9/2012	3510C	8082 Congeners	LCS	TOTAL	1	52663-78-2	2,2',3,3',4,4',5,6-Octac	75.7		0.0005	RL	PCT_REC	4/16/2012	L1205880	WG527852-3	AAL	4/9/2012	1000	ML	N		
	4/9/2012	3510C	8082 Congeners	LCS	TOTAL	1	35065-29-3	2,2',3,4,4',5,5'-Heptac	70.7		0.0005	RL	PCT_REC	4/16/2012	L1205880	WG527852-3	AAL	4/9/2012	1000	ML	N		
	4/9/2012	3510C	8082 Congeners	LCS	TOTAL	1	52663-68-0	2,2',3,4',5,5',6-Heptac	72.3		0.0005	RL	PCT_REC	4/16/2012	L1205880	WG527852-3	AAL	4/9/2012	1000	ML	N		
	4/9/2012	3510C	8082 Congeners	LCS	TOTAL	1	37680-65-2	2,2',5-Tric	75.5		0.0005	RL	PCT_REC	4/16/2012	L1205880	WG527852-3	AAL	4/9/2012	1000	ML	N		
	4/9/2012	3510C	8082 Congeners	LCS	TOTAL	1	34883-43-7	2,4'-Dic	73		0.0005	RL	PCT_REC	4/16/2012	L1205880	WG527852-3	AAL	4/9/2012	1000	ML	N		
S-12A-C007-0.0-0.5-DUP	4/5/2012	NO_PREP	2540G	DUP	TOTAL	1	PCT_SOLIDS_CONG_AIRDRIED	Solids, Total	95.6		0.1	RL	PCT	4/11/2012	L1205880	WG528436-1	AAL			5	G	N	
S-12A-C010-0.0-0.5-DUP	4/5/2012	NO_PREP	2540G	DUP	TOTAL	1	PCT_SOLIDS_CONG_AIRDRIED	Solids, Total	98.6		0.1	RL	PCT	4/11/2012	L1205880	WG528441-1	AAL			5	G	N	
	4/11/2012	3540C	8082 Congeners	MB	TOTAL	1	40186-72-9	2,2',3,3',4,4',5,5',6-Nonac	1.33	U	1.33	RL	UG/KG	4/16/2012	L1205880	WG528538-1	AAL	4/12/2012		30	G	N	
	4/11/2012	3540C	8082 Congeners	MB	TOTAL	1	35065-27-1	2,2',4,4',5,5'-Hexac	1.33	U	1.33	RL	UG/KG	4/16/2012	L1205880	WG528538-1	AAL	4/12/2012		30	G	N	
	4/11/2012	3540C	8082 Congeners	MB	TOTAL	1	37680-65-2	2,2',5-Tric	1.33	U	1.33	RL	UG/KG	4/16/2012	L1205880	WG528538-1	AAL	4/12/2012		30	G	N	
	4/11/2012	3540C	8082 Congeners	MB	TOTAL	1	35693-99-3	2,2',5,5'-Tetrac	1.33	U	1.33	RL	UG/KG	4/16/2012	L1205880	WG528538-1	AAL	4/12/2012		30	G	N	
	4/11/2012	3540C	8082 Congeners	MB	TOTAL	1	35065-29-3	2,2',3,4,4',5,5'-Heptac	1.33	U	1.33	RL	UG/KG	4/16/2012	L1205880	WG528538-1	AAL	4/12/2012		30	G	N	
	4/11/2012	3540C	8082 Congeners	MB	TOTAL	1	32598-14-4	2,3,3',4,4'-Pentac	1.33	U	1.33	RL	UG/KG	4/16/2012	L1205880	WG528538-1	AAL	4/12/2012		30	G	N	
	4/11/2012	3540C	8082 Congeners	MB	TOTAL	1	38380-07-3	2,2',3,3',4,4'-Hexac	1.33	U	1.33	RL	UG/KG	4/16/2012	L1205880	WG528538-1	AAL	4/12/2012		30	G	N	
	4/11/2012	3540C	8082 Congeners	MB	TOTAL	1	35065-30-6	2,2',3,3',4,4',5-Heptac	1.33	U	1.33	RL	UG/KG	4/16/2012	L1205880	WG528538-1	AAL	4/12/2012		30	G	N	
	4/11/2012	3540C	8082 Congeners	MB	TOTAL	1	32598-10-0	2,3',4,4'-Tetrac	1.33	U	1.33	RL	UG/KG	4/16/2012	L1205880	WG528538-1	AAL	4/12/2012		30	G	N	
	4/11/2012	3540C	8082 Congeners	MB	TOTAL	1	52663-68-0	2,2',3,4',5,5',6-Heptac	1.33	U	1.33	RL	UG/KG	4/16/2012	L1205880	WG528538-1	AAL	4/12/2012		30	G	N	
	4/11/2012	3540C	8082 Congeners	MB	TOTAL	1	52663-78-2	2,2',3,3',4,4',5,6-Octac	1.33	U	1.33	RL	UG/KG	4/16/2012	L1205880	WG528538-1	AAL	4/12/2012		30	G	N	
	4/11/2012	3540C	8082 Congeners	MB	TOTAL	1	CS-10386-84-2	DBOB	94			RL	PCT_REC	4/16/2012	L1205880	WG528538-1	AAL	4/12/2012		30	G	N	
	4/11/2012	3540C	8082 Congeners	MB	TOTAL	1	31508-00-6	2,3',4,4',5-Pentac	1.33	U	1.33	RL	UG/KG	4/16/2012	L1205880	WG528538-1	AAL	4/12/2012		30	G	N	
	4/11/2012	3540C	8082 Congeners	MB	TOTAL	1	35065-28-2	2,2',3,4',4,5'-Hexac	1.33	U	1.33	RL	UG/KG	4/16/2012	L1205880	WG528538-1	AAL	4/12/2012		30	G	N	
	4/11/2012	3540C	8082 Congeners	MB	TOTAL	1	7012-37-5	2,4,4'-Tric	1.33	U	1.33	RL	UG/KG	4/16/2012	L1205880	WG528538-1	AAL	4/12/2012		30	G	N	
	4/11/2012	3540C	8082 Congeners	MB	TOTAL	1	41464-39-5	2,2',3,5'-Tetrac	1.33	U	1.33	RL	UG/KG	4/16/2012	L1205880	WG528538-1	AAL	4/12/2012		30	G	N	
	4/11/2012	3540C	8082 Congeners	MB	TOTAL	1	37680-73-2	2,2,4,5,5'-Pentac	1.33	U	1.33	RL	UG/KG	4/16/2012	L1205880	WG528538-1	AAL	4/12/2012		30	G	N	
	4/11/2012	3540C	8082 Congeners	MB	TOTAL	1	2051-24-3	Decac - Congener	1.33	U	1.33	RL	UG/KG	4/16/2012	L1205880	WG528538-1	AAL	4/12/2012		30	G	N	
	4/11/2012	3540C	8082 Congeners	MB	TOTAL	1	34883-43-7	2,4'-Dic	1.33	U	1.33	RL	UG/KG	4/16/2012	L1205880	WG528538-1	AAL	4/12/2012		30	G	N	
	4/11/2012	3540C	8082 Congeners	MB	TOTAL	1	CS-68194-17-2	2,2',3,3',4,5,5',6-Octachlorobiphenyl	96			RL	PCT_REC	4/16/2012	L1205880	WG528538-1	AAL	4/12/2012		30	G	N	
	4/11/2012	3540C	8082 Congeners	LCS	TOTAL	1	CS-10386-84-2	DBOB	95			RL	PCT_REC	4/16/2012	L1205880	WG528538-2	AAL	4/12/2012		30	G	N	
	4/11/2012	3540C	8082 Congeners	LCS	TOTAL	1	40186-72-9	2,2',3,3',4,4',5,5',6-Nonac	86		1.33	RL	PCT_REC	4/16/2012	L1205880	WG528538-2	AAL	4/12/2012		30	G	N	
	4/11/2012	3540C	8082 Congeners	LCS	TOTAL	1	35065-29-3	2,2',3,4,4',5,5'-Heptac	85		1.33	RL	PCT_REC	4/16/2012	L1205880	WG528538-2	AAL	4/12/2012		30	G	N	
	4/11/2012	3540C	8082 Congeners	LCS	TOTAL	1	34883-43-7	2,4'-Dic	92		1.33	RL	PCT_REC	4/16/2012	L1205880	WG528538-2	AAL	4/12/2012		30	G	N	
	4/11/2012	3540C	8082 Congeners	LCS	TOTAL	1	37680-73-2	2,2,4,5,5'-Pentac	91		1.33	RL	PCT_REC	4/16/2012	L1205880	WG528538-2	AAL	4/12/2012		30	G	N	
	4/11/2012	3540C	8082 Congeners	LCS	TOTAL	1	52663-68-0	2,2',3,4',5,5',6-Heptac	87		1.33	RL	PCT_REC	4/16/2012	L1205880	WG528538-2	AAL	4/12/2012		30	G	N	
	4/11/2012	3540C	8082 Congeners	LCS	TOTAL	1	38380-07-3	2,2',3,3',4,4'-Hexac	88		1.33	RL	PCT_REC	4/16/2012	L1205880	WG528538-2	AAL	4/12/2012		30	G	N	
	4/11/2012	3540C	8082 Congeners	LCS	TOTAL	1	7012-37-5	2,4,4'-Tric	98		1.33	RL	PCT_REC	4/16/2012	L1205880	WG528538-2	AAL	4/12/2012		30	G	N	
	4/11/2012	3540C	8082 Congeners	LCS	TOTAL	1	35693-99-3	2,2',5,5'-Tetrac	79		1.33	RL	PCT_REC	4/16/2012	L1205880	WG528538-2	AAL	4/12/2012		30	G	N	
	4/11/2012	3540C	8082 Congeners	LCS	TOTAL	1	41464-39-5	2,2',3,5'-Tetrac	93		1.33	RL	PCT_REC	4/16/2012	L1205880	WG528538-2	AAL	4/12/2012		30	G	N	
	4/11/2012	3540C	8082 Congeners	LCS	TOTAL	1	31508-00-6	2,3',4,4',5-Pentac	90		1.33	RL	PCT_REC	4/16/2012	L1205880	WG528538-2	AAL	4/12/2012		30	G	N	
	4/11/2012	3540C	8082 Congeners	LCS	TOTAL	1	35065-30-6	2,2',3,3',4,4',5-Heptac	88		1.33	RL	PCT_REC	4/16/2012	L1205880	WG528538-2	AAL	4/12/2012		30	G	N	
	4/11/2012	3540C	8082 Congeners	LCS	TOTAL	1	CS-68194-17-2	2,2',3,3',4,5,5',6-Octachlorobiphenyl	92			RL	PCT_REC	4/16/2012	L1205880	WG528538-2	AAL	4/12/2012		30	G	N	
	4/11/2012	3540C	8082 Congeners	LCS	TOTAL	1	52663-78-2	2,2',3,3',4,4',5,6-Octac	85		1.33	RL	PCT_REC	4/16/2012	L1205880	WG528538-2	AAL	4/12/2012		30	G	N	
	4/11/2012	3540C	8082 Congeners	LCS	TOTAL	1	2051-24-3	Decac - Congener	88		1.33	RL	PCT_REC	4/16/2012	L1205880	WG528538-2	AAL	4/12/2012		30	G	N	
	4/11/2012	3540C	8082 Congeners	LCS	TOTAL	1	35065-27-1	2,2',4,4',5,5'-Hexac	87		1.33	RL	PCT_REC	4/16/2012	L1205880	WG528538-2	AAL	4/12/2012		30	G	N	
	4/11/2012	3540C	8082 Congeners	LCS	TOTAL	1	CS-10386-84-2	DBOB	94			RL	PCT_REC	4/16/2012	L1205880	WG528538-2	AAL	4/12/2012		30	G	N	
	4/11/2012	3540C	8082 Congeners	LCS	TOTAL	1	32598-14-4	2,3,3',4,4'-Pentac	87		1.33	RL	PCT_REC	4/16/2012	L1205880	WG528538-2	AAL	4/12/2012		30	G	N	
	4/11/2012	3540C	8082 Congeners	LCS	TOTAL	1	35065-28-2	2,2',3,4',4,5'-Hexac	89		1.33	RL	PCT_REC	4/16/2012	L1205880	WG528538-2	AAL	4/12/2012		30	G	N	
	4/11/2012	3540C	8082 Congeners	LCS	TOTAL	1	37680-65-2	2,2',5-Tric	97		1.33	RL	PCT_REC	4/16/2012	L1205880	WG528538-2	AAL	4/12/2012		30	G	N	
	4/11/2012	3540C	8082 Congeners	LCS	TOTAL	1	32598-10-0	2,3',4,4'-Tetrac	91		1.33	RL	PCT_REC	4/16/2012	L1205880	WG528538-2	AAL	4/12/2012		30	G	N	
	4/11/2012	3540C	8082 Congeners	LCS	TOTAL	1	CS-68194-17-2	2,2',3,3',4,5,5',6-Octachlorobiphenyl	93			RL	PCT_REC	4/16/2012	L1205880	WG528538-2	AAL	4/12/2012		30	G	N	
	4/11/2012	3540C	8082 Congeners	LCS	TOTAL	1	35065-28-2	2,2',3,4',4,5'-Hexac	92		1.33	RL	PCT_REC	4/16/2012	L1205880	WG528538-3	AAL	4/12/2012		30	G	N	
	4/11/2012	3540C	8082 Congeners	LCS	TOTAL	1	CS-68194-17-2	2,2',3,3',4,5,5',6-Octachlorobiphenyl	96			RL	PCT_REC	4/16/2012	L1205880	WG528538-3	AAL	4/12/2012		30	G	N	
	4/11/2012	3540C	8082 Congeners	LCS	TOTAL	1	52663-68-0	2,2',3,4',5,5',6-Heptac	88		1.33	RL	PCT_REC	4/16/2012	L1205880	WG528538-3	AAL	4/12/2012		30	G	N	
	4/11/2012	3540C	8082 Congeners	LCS	TOTAL	1	37680-65-2	2,2',5-Tric	96		1.33	RL	PCT_REC	4/16/2012	L1205880	WG528538-3	AAL	4/12/2012		30	G	N	
	4/11/2012	3540C	8082 Congeners	LCS	TOTAL	1																	





## ANALYTICAL REPORT

Lab Number:	L1205880
Client:	Woods Hole Group 81 Technology Park Drive East Falmouth, MA 02536
ATTN:	Dave Walsh
Phone:	(508) 540-8080
Project Name:	NORTH OF WOOD ST ANNUAL SAMP
Project Number:	TO-0010-04
Report Date:	04/19/12

The original project report/data package is held by Alpha Analytical. This report/data package is paginated and should be reproduced only in its entirety. Alpha Analytical holds no responsibility for results and/or data that are not consistent with the original.

Certifications & Approvals: NY (11627), CT (PH-0141), NH (2206), NJ NELAP (MA015), RI (LAO00299), PA (68-02089), LA NELAP (03090), FL (E87814), TX (T104704419), WA (C954), DOD (L2217.01), USDA (Permit #P330-11-00109), US Army Corps of Engineers.

---

320 Forbes Boulevard, Mansfield, MA 02048-1806  
508-822-9300 (Fax) 508-822-3288 800-624-9220 - [www.alphalab.com](http://www.alphalab.com)



**Project Name:** NORTH OF WOOD ST ANNUAL SAMP  
**Project Number:** TO-0010-04

**Lab Number:** L1205880  
**Report Date:** 04/19/12

<b>Alpha Sample ID</b>	<b>Client ID</b>	<b>Sample Location</b>	<b>Collection Date/Time</b>
L1205880-01	S-12A-C001-0.0-0.5	NEW BEDFORD, MA	04/03/12 11:24
L1205880-02	S-12A-C001-0.0-0.5 REP	NEW BEDFORD, MA	04/03/12 11:28
L1205880-03	S-12A-C002-0.0-0.5	NEW BEDFORD, MA	04/03/12 10:47
L1205880-04	S-12A-C003-0.0-0.5	NEW BEDFORD, MA	04/03/12 10:11
L1205880-05	S-12A-C004-0.0-0.5	NEW BEDFORD, MA	04/03/12 11:03
L1205880-06	S-12A-C005-0.0-0.5	NEW BEDFORD, MA	04/03/12 11:11
L1205880-07	S-12A-C006-0.0-0.5	NEW BEDFORD, MA	04/03/12 11:45
L1205880-08	S-12A-C007-0.0-0.5	NEW BEDFORD, MA	04/03/12 11:58
L1205880-09	S-12A-C008-0.0-0.5	NEW BEDFORD, MA	04/03/12 12:09
L1205880-10	S-12A-C009-0.0-0.5	NEW BEDFORD, MA	04/03/12 12:20
L1205880-11	S-12A-C010-0.0-0.5	NEW BEDFORD, MA	04/03/12 12:30
L1205880-12	S-12A-C011-0.0-0.5	NEW BEDFORD, MA	04/04/12 10:15
L1205880-13	S-12A-C012-0.0-0.5	NEW BEDFORD, MA	04/04/12 10:30
L1205880-14	S-12A-C013-0.0-0.5	NEW BEDFORD, MA	04/04/12 10:40
L1205880-15	S-12A-C014-0.0-0.5	NEW BEDFORD, MA	04/04/12 11:00
L1205880-16	S-12A-C015-0.0-0.5	NEW BEDFORD, MA	04/04/12 11:15
L1205880-17	S-12A-C016-0.0-0.5	NEW BEDFORD, MA	04/04/12 11:30
L1205880-18	S-12A-C017-0.0-0.5	NEW BEDFORD, MA	04/04/12 13:15
L1205880-19	S-12A-C018-0.0-0.5	NEW BEDFORD, MA	04/04/12 13:25
L1205880-20	S-12A-C019-0.0-0.5	NEW BEDFORD, MA	04/04/12 13:40
L1205880-21	S-12A-C020-0.0-0.5	NEW BEDFORD, MA	04/04/12 14:15
L1205880-22	EB-040412-01	NEW BEDFORD, MA	04/04/12 14:30

**Project Name:** NORTH OF WOOD ST ANNUAL SAMP  
**Project Number:** TO-0010-04

**Lab Number:** L1205880  
**Report Date:** 04/19/12

### Case Narrative

The samples were received in accordance with the Chain of Custody and no significant deviations were encountered during the preparation or analysis unless otherwise noted. Sample Receipt, Container Information, and the Chain of Custody are located at the back of the report.

Results contained within this report relate only to the samples submitted under this Alpha Lab Number and meet all of the requirements of NELAC, for all NELAC accredited parameters. The data presented in this report is organized by parameter (i.e. VOC, SVOC, etc.). Sample specific Quality Control data (i.e. Surrogate Spike Recovery) is reported at the end of the target analyte list for each individual sample, followed by the Laboratory Batch Quality Control at the end of each parameter. If a sample was re-analyzed or re-extracted due to a required quality control corrective action and if both sets of data are reported, the Laboratory ID of the re-analysis or re-extraction is designated with an "R" or "RE", respectively. When multiple Batch Quality Control elements are reported (e.g. more than one LCS), the associated samples for each element are noted in the grey shaded header line of each data table. Any Laboratory Batch, Sample Specific % recovery or RPD value that is outside the listed Acceptance Criteria is bolded in the report. Performance criteria for CAM and RCP methods allow for some LCS compound failures to occur and still be within method compliance. In these instances, the specific failures are not narrated but are noted in the associated QC table. This information is also incorporated in the Data Usability format for our Data Merger tool where it can be reviewed along with any associated usability implications. Soil/sediments, solids and tissues are reported on a dry weight basis unless otherwise noted. Definitions of all data qualifiers and acronyms used in this report are provided in the Glossary located at the back of the report.

In reference to questions H (CAM) or 4 (RCP) when "NO" is checked, the performance criteria for CAM and RCP methods allow for some quality control failures to occur and still be within method compliance. In these instances the specific failure is not narrated but noted in the associated QC table. The information is also incorporated in the Data Usability format of our Data Merger tool where it can be reviewed along with any associated usability implications.

Please see the associated ADEx data file for a comparison of laboratory reporting limits that were achieved with the regulatory Numerical Standards requested on the Chain of Custody.

Please contact Client Services at 800-624-9220 with any questions.

---

#### Sample Receipt

Sediment samples were received intact and frozen on April 4, 2012. The samples were placed in frozen storage and removed on April 9, 2012 for initial percent solids and then placed in refrigerated storage. Samples were removed from refrigerated storage on April 11, 2012 when they were removed to extract samples for PCB Congener analysis and analyze for air-dried percent solids.

**Project Name:** NORTH OF WOOD ST ANNUAL SAMP  
**Project Number:** TO-0010-04

**Lab Number:** L1205880  
**Report Date:** 04/19/12

### Case Narrative (continued)

#### PCB Congeners by GC/ECD

The PCB Congener analysis was performed utilizing dual column confirmation with the higher of the two values reported. Technical judgment was employed in the case of an observed interference. In each case that interference was observed on one column, the value from the opposite column was reported regardless of whether it was the higher or lower value.

L1205880-01 through 21, except for samples -15 and 20 which were analyzed straight have elevated detection limits due to the dilutions required by the elevated concentrations of target compounds in the samples.

The WG528538-4/-5 MS/MSD recoveries, performed on L1205880-08, are outside the acceptance criteria for CI3-BZ#18 (MS 0%), CI3-BZ#28 (6%)/(159%), CI4-BZ#52 (MS 0%); however, the associated LCS/LCSD recoveries are within criteria. No further action was required.

I, the undersigned, attest under the pains and penalties of perjury that, to the best of my knowledge and belief and based upon my personal inquiry of those responsible for providing the information contained in this analytical report, such information is accurate and complete. This certificate of analysis is not complete unless this page accompanies any and all pages of this report.

Authorized Signature:  Cynthia McQueen

Title: Technical Director/Representative

Date: 04/19/12

# ORGANICS



# PCBS

**Project Name:** NORTH OF WOOD ST ANNUAL SAMP  
**Project Number:** TO-0010-04

**Lab Number:** L1205880  
**Report Date:** 04/19/12

**SAMPLE RESULTS**

Lab ID: L1205880-01  
 Client ID: S-12A-C001-0.0-0.5  
 Sample Location: NEW BEDFORD, MA  
 Matrix: Sediment  
 Analytical Method: 1,8082  
 Analytical Date: 04/16/12 18:50  
 Analyst: AW  
 Percent Solids: 95%

Date Collected: 04/03/12 11:24  
 Date Received: 04/05/12  
 Field Prep: Not Specified  
 Extraction Method: EPA 3540C  
 Extraction Date: 04/12/12 15:55  
 Cleanup Method1: EPA 3630  
 Cleanup Date1: 04/13/12

Parameter	Result	Qualifier	Units	RL	MDL	Dilution Factor
<b>PCB Congeners (NOAA List) - Mansfield Lab</b>						
CI2-BZ#8	2130		ug/kg	693	--	200
CI3-BZ#18	4930		ug/kg	693	--	200
CI4-BZ#66	3500		ug/kg	693	--	200
CI6-BZ#138	1560		ug/kg	693	--	200
CI6-BZ#128	ND		ug/kg	693	--	200
CI7-BZ#180	ND		ug/kg	693	--	200
CI7-BZ#170	ND		ug/kg	693	--	200
CI8-BZ#195	ND		ug/kg	693	--	200
CI9-BZ#206	ND		ug/kg	693	--	200
CI10-BZ#209	ND		ug/kg	693	--	200

Surrogate	% Recovery	Qualifier	Acceptance Criteria
DBOB	88		30-150
BZ 198	88		30-150

**Project Name:** NORTH OF WOOD ST ANNUAL SAMP  
**Project Number:** TO-0010-04

**Lab Number:** L1205880  
**Report Date:** 04/19/12

**SAMPLE RESULTS**

Lab ID: L1205880-01  
 Client ID: S-12A-C001-0.0-0.5  
 Sample Location: NEW BEDFORD, MA  
 Matrix: Sediment  
 Analytical Method: 1,8082  
 Analytical Date: 04/16/12 18:50  
 Analyst: AW  
 Percent Solids: 95%

Date Collected: 04/03/12 11:24  
 Date Received: 04/05/12  
 Field Prep: Not Specified  
 Extraction Method: EPA 3540C  
 Extraction Date: 04/12/12 15:55  
 Cleanup Method1: EPA 3630  
 Cleanup Date1: 04/13/12

Parameter	Result	Qualifier	Units	RL	MDL	Dilution Factor
PCB Congeners (NOAA List) - Mansfield Lab						
CI3-BZ#28	9150		ug/kg	693	--	200
CI4-BZ#52	9600		ug/kg	693	--	200
CI4-BZ#44	3240		ug/kg	693	--	200
CI5-BZ#101	2580		ug/kg	693	--	200
CI5-BZ#118	1770		ug/kg	693	--	200
CI6-BZ#153	2180		ug/kg	693	--	200
CI5-BZ#105	ND		ug/kg	693	--	200
CI7-BZ#187	ND		ug/kg	693	--	200
DBOB	88			30-150		
BZ 198	88			30-150		

**Project Name:** NORTH OF WOOD ST ANNUAL SAMP**Lab Number:** L1205880**Project Number:** TO-0010-04**Report Date:** 04/19/12**SAMPLE RESULTS**

**Lab ID:** L1205880-02  
**Client ID:** S-12A-C001-0.0-0.5 REP  
**Sample Location:** NEW BEDFORD, MA  
**Matrix:** Sediment  
**Analytical Method:** 1,8082  
**Analytical Date:** 04/17/12 21:19  
**Analyst:** AW  
**Percent Solids:** 96%

**Date Collected:** 04/03/12 11:28  
**Date Received:** 04/05/12  
**Field Prep:** Not Specified  
**Extraction Method:** EPA 3540C  
**Extraction Date:** 04/12/12 15:55  
**Cleanup Method1:** EPA 3630  
**Cleanup Date1:** 04/13/12

Parameter	Result	Qualifier	Units	RL	MDL	Dilution Factor
<b>PCB Congeners (NOAA List) - Mansfield Lab</b>						
CI2-BZ#8	3090		ug/kg	685	--	500
CI3-BZ#18	7520		ug/kg	685	--	500
CI4-BZ#66	4310		ug/kg	685	--	500
CI5-BZ#118	2170		ug/kg	685	--	500
CI6-BZ#138	1960		ug/kg	685	--	500
CI6-BZ#128	ND		ug/kg	685	--	500
CI7-BZ#180	ND		ug/kg	685	--	500
CI7-BZ#170	ND		ug/kg	685	--	500
CI8-BZ#195	ND		ug/kg	685	--	500
CI9-BZ#206	ND		ug/kg	685	--	500
CI10-BZ#209	ND		ug/kg	685	--	500

Surrogate	% Recovery	Qualifier	Acceptance Criteria
DBOB	96		30-150
BZ 198	98		30-150

**Project Name:** NORTH OF WOOD ST ANNUAL SAMP  
**Project Number:** TO-0010-04

**Lab Number:** L1205880  
**Report Date:** 04/19/12

**SAMPLE RESULTS**

Lab ID: L1205880-02  
 Client ID: S-12A-C001-0.0-0.5 REP  
 Sample Location: NEW BEDFORD, MA  
 Matrix: Sediment  
 Analytical Method: 1,8082  
 Analytical Date: 04/17/12 21:19  
 Analyst: AW  
 Percent Solids: 96%

Date Collected: 04/03/12 11:28  
 Date Received: 04/05/12  
 Field Prep: Not Specified  
 Extraction Method: EPA 3540C  
 Extraction Date: 04/12/12 15:55  
 Cleanup Method1: EPA 3630  
 Cleanup Date1: 04/13/12

Parameter	Result	Qualifier	Units	RL	MDL	Dilution Factor
PCB Congeners (NOAA List) - Mansfield Lab						
CI3-BZ#28	11700		ug/kg	685	--	500
CI4-BZ#52	12800		ug/kg	685	--	500
CI4-BZ#44	4520		ug/kg	685	--	500
CI5-BZ#101	3110		ug/kg	685	--	500
CI6-BZ#153	2690		ug/kg	685	--	500
CI5-BZ#105	ND		ug/kg	685	--	500
CI7-BZ#187	ND		ug/kg	685	--	500

DBOB	96	30-150
BZ 198	98	30-150

**Project Name:** NORTH OF WOOD ST ANNUAL SAMP**Lab Number:** L1205880**Project Number:** TO-0010-04**Report Date:** 04/19/12**SAMPLE RESULTS**

**Lab ID:** L1205880-03  
**Client ID:** S-12A-C002-0.0-0.5  
**Sample Location:** NEW BEDFORD, MA  
**Matrix:** Sediment  
**Analytical Method:** 1,8082  
**Analytical Date:** 04/16/12 20:18  
**Analyst:** AW  
**Percent Solids:** 98%

**Date Collected:** 04/03/12 10:47  
**Date Received:** 04/05/12  
**Field Prep:** Not Specified  
**Extraction Method:** EPA 3540C  
**Extraction Date:** 04/12/12 15:55  
**Cleanup Method1:** EPA 3630  
**Cleanup Date1:** 04/13/12

Parameter	Result	Qualifier	Units	RL	MDL	Dilution Factor
PCB Congeners (NOAA List) - Mansfield Lab						
CI2-BZ#8	1270		ug/kg	337	--	100
CI3-BZ#18	3110		ug/kg	337	--	100
CI4-BZ#66	1810		ug/kg	337	--	100
CI5-BZ#118	886		ug/kg	337	--	100
CI6-BZ#138	684		ug/kg	337	--	100
CI6-BZ#128	ND		ug/kg	337	--	100
CI7-BZ#180	ND		ug/kg	337	--	100
CI7-BZ#170	ND		ug/kg	337	--	100
CI8-BZ#195	ND		ug/kg	337	--	100
CI9-BZ#206	ND		ug/kg	337	--	100
CI10-BZ#209	ND		ug/kg	337	--	100

Surrogate	% Recovery	Qualifier	Acceptance Criteria
DBOB	85		30-150
BZ 198	90		30-150

**Project Name:** NORTH OF WOOD ST ANNUAL SAMP  
**Project Number:** TO-0010-04

**Lab Number:** L1205880  
**Report Date:** 04/19/12

**SAMPLE RESULTS**

Lab ID: L1205880-03  
 Client ID: S-12A-C002-0.0-0.5  
 Sample Location: NEW BEDFORD, MA  
 Matrix: Sediment  
 Analytical Method: 1,8082  
 Analytical Date: 04/16/12 20:18  
 Analyst: AW  
 Percent Solids: 98%

Date Collected: 04/03/12 10:47  
 Date Received: 04/05/12  
 Field Prep: Not Specified  
 Extraction Method: EPA 3540C  
 Extraction Date: 04/12/12 15:55  
 Cleanup Method1: EPA 3630  
 Cleanup Date1: 04/13/12

Parameter	Result	Qualifier	Units	RL	MDL	Dilution Factor
PCB Congeners (NOAA List) - Mansfield Lab						
CI3-BZ#28	4370		ug/kg	337	--	100
CI4-BZ#52	4540		ug/kg	337	--	100
CI4-BZ#44	1650		ug/kg	337	--	100
CI5-BZ#101	1220		ug/kg	337	--	100
CI6-BZ#153	1010		ug/kg	337	--	100
CI5-BZ#105	ND		ug/kg	337	--	100
CI7-BZ#187	ND		ug/kg	337	--	100

DBOB	85	30-150
BZ 198	90	30-150

**Project Name:** NORTH OF WOOD ST ANNUAL SAMP  
**Project Number:** TO-0010-04

**Lab Number:** L1205880  
**Report Date:** 04/19/12

**SAMPLE RESULTS**

Lab ID: L1205880-04  
 Client ID: S-12A-C003-0.0-0.5  
 Sample Location: NEW BEDFORD, MA  
 Matrix: Sediment  
 Analytical Method: 1,8082  
 Analytical Date: 04/16/12 21:01  
 Analyst: AW  
 Percent Solids: 99%

Date Collected: 04/03/12 10:11  
 Date Received: 04/05/12  
 Field Prep: Not Specified  
 Extraction Method: EPA 3540C  
 Extraction Date: 04/12/12 15:55  
 Cleanup Method1: EPA 3630  
 Cleanup Date1: 04/13/12

Parameter	Result	Qualifier	Units	RL	MDL	Dilution Factor
PCB Congeners (NOAA List) - Mansfield Lab						
CI2-BZ#8	502		ug/kg	131	--	100
CI3-BZ#18	1080		ug/kg	131	--	100
CI4-BZ#66	497		ug/kg	131	--	100
CI5-BZ#118	217		ug/kg	131	--	100
CI5-BZ#105	ND		ug/kg	131	--	100
CI6-BZ#138	193		ug/kg	131	--	100
CI7-BZ#187	ND		ug/kg	131	--	100
CI6-BZ#128	ND		ug/kg	131	--	100
CI7-BZ#180	ND		ug/kg	131	--	100
CI7-BZ#170	ND		ug/kg	131	--	100
CI8-BZ#195	ND		ug/kg	131	--	100
CI9-BZ#206	ND		ug/kg	131	--	100
CI10-BZ#209	ND		ug/kg	131	--	100

DBOB 85 30-150  
 BZ 198 79 30-150



**Project Name:** NORTH OF WOOD ST ANNUAL SAMP  
**Project Number:** TO-0010-04

**Lab Number:** L1205880  
**Report Date:** 04/19/12

**SAMPLE RESULTS**

Lab ID: L1205880-04  
 Client ID: S-12A-C003-0.0-0.5  
 Sample Location: NEW BEDFORD, MA  
 Matrix: Sediment  
 Analytical Method: 1,8082  
 Analytical Date: 04/16/12 21:01  
 Analyst: AW  
 Percent Solids: 99%

Date Collected: 04/03/12 10:11  
 Date Received: 04/05/12  
 Field Prep: Not Specified  
 Extraction Method: EPA 3540C  
 Extraction Date: 04/12/12 15:55  
 Cleanup Method1: EPA 3630  
 Cleanup Date1: 04/13/12

Parameter	Result	Qualifier	Units	RL	MDL	Dilution Factor
PCB Congeners (NOAA List) - Mansfield Lab						
CI3-BZ#28	1430		ug/kg	131	--	100
CI4-BZ#52	1350		ug/kg	131	--	100
CI4-BZ#44	486		ug/kg	131	--	100
CI5-BZ#101	287		ug/kg	131	--	100
CI6-BZ#153	237		ug/kg	131	--	100

Surrogate	% Recovery	Qualifier	Acceptance Criteria
DBOB	85		30-150
BZ 198	79		30-150

**Project Name:** NORTH OF WOOD ST ANNUAL SAMP**Lab Number:** L1205880**Project Number:** TO-0010-04**Report Date:** 04/19/12**SAMPLE RESULTS**

Lab ID: L1205880-05  
 Client ID: S-12A-C004-0.0-0.5  
 Sample Location: NEW BEDFORD, MA  
 Matrix: Sediment  
 Analytical Method: 1,8082  
 Analytical Date: 04/16/12 21:45  
 Analyst: AW  
 Percent Solids: 98%

Date Collected: 04/03/12 11:03  
 Date Received: 04/05/12  
 Field Prep: Not Specified  
 Extraction Method: EPA 3540C  
 Extraction Date: 04/12/12 15:55  
 Cleanup Method1: EPA 3630  
 Cleanup Date1: 04/13/12

Parameter	Result	Qualifier	Units	RL	MDL	Dilution Factor
PCB Congeners (NOAA List) - Mansfield Lab						
CI2-BZ#8	654		ug/kg	133	--	100
CI3-BZ#18	1540		ug/kg	133	--	100
CI4-BZ#66	910		ug/kg	133	--	100
CI5-BZ#118	434		ug/kg	133	--	100
CI6-BZ#138	362		ug/kg	133	--	100
CI6-BZ#128	ND		ug/kg	133	--	100
CI7-BZ#180	ND		ug/kg	133	--	100
CI7-BZ#170	ND		ug/kg	133	--	100
CI8-BZ#195	ND		ug/kg	133	--	100
CI9-BZ#206	ND		ug/kg	133	--	100
CI10-BZ#209	ND		ug/kg	133	--	100

Surrogate	% Recovery	Qualifier	Acceptance Criteria
BZ 198	79		30-150
DBOB	84		30-150

**Project Name:** NORTH OF WOOD ST ANNUAL SAMP  
**Project Number:** TO-0010-04

**Lab Number:** L1205880  
**Report Date:** 04/19/12

**SAMPLE RESULTS**

Lab ID: L1205880-05  
 Client ID: S-12A-C004-0.0-0.5  
 Sample Location: NEW BEDFORD, MA  
 Matrix: Sediment  
 Analytical Method: 1,8082  
 Analytical Date: 04/16/12 21:45  
 Analyst: AW  
 Percent Solids: 98%

Date Collected: 04/03/12 11:03  
 Date Received: 04/05/12  
 Field Prep: Not Specified  
 Extraction Method: EPA 3540C  
 Extraction Date: 04/12/12 15:55  
 Cleanup Method1: EPA 3630  
 Cleanup Date1: 04/13/12

Parameter	Result	Qualifier	Units	RL	MDL	Dilution Factor
PCB Congeners (NOAA List) - Mansfield Lab						
CI3-BZ#28	2360		ug/kg	133	--	100
CI4-BZ#52	2420		ug/kg	133	--	100
CI4-BZ#44	817		ug/kg	133	--	100
CI5-BZ#101	633		ug/kg	133	--	100
CI6-BZ#153	532		ug/kg	133	--	100
CI5-BZ#105	ND		ug/kg	133	--	100
CI7-BZ#187	ND		ug/kg	133	--	100

Surrogate	% Recovery	Qualifier	Acceptance Criteria
BZ 198	79		30-150
DBOB	84		30-150

**Project Name:** NORTH OF WOOD ST ANNUAL SAMP  
**Project Number:** TO-0010-04

**Lab Number:** L1205880  
**Report Date:** 04/19/12

**SAMPLE RESULTS**

Lab ID: L1205880-06  
 Client ID: S-12A-C005-0.0-0.5  
 Sample Location: NEW BEDFORD, MA  
 Matrix: Sediment  
 Analytical Method: 1,8082  
 Analytical Date: 04/16/12 22:29  
 Analyst: AW  
 Percent Solids: 98%

Date Collected: 04/03/12 11:11  
 Date Received: 04/05/12  
 Field Prep: Not Specified  
 Extraction Method: EPA 3540C  
 Extraction Date: 04/12/12 15:55  
 Cleanup Method1: EPA 3630  
 Cleanup Date1: 04/13/12

Parameter	Result	Qualifier	Units	RL	MDL	Dilution Factor
<b>PCB Congeners (NOAA List) - Mansfield Lab</b>						
CI2-BZ#8	1330		ug/kg	337	--	100
CI3-BZ#18	2180		ug/kg	337	--	100
CI4-BZ#66	1830		ug/kg	337	--	100
CI6-BZ#138	782		ug/kg	337	--	100
CI6-BZ#128	ND		ug/kg	337	--	100
CI7-BZ#180	ND		ug/kg	337	--	100
CI7-BZ#170	ND		ug/kg	337	--	100
CI8-BZ#195	ND		ug/kg	337	--	100
CI9-BZ#206	ND		ug/kg	337	--	100
CI10-BZ#209	ND		ug/kg	337	--	100

Surrogate	% Recovery	Qualifier	Acceptance Criteria
DBOB	86		30-150
BZ 198	91		30-150

**Project Name:** NORTH OF WOOD ST ANNUAL SAMP  
**Project Number:** TO-0010-04

**Lab Number:** L1205880  
**Report Date:** 04/19/12

**SAMPLE RESULTS**

Lab ID: L1205880-06  
 Client ID: S-12A-C005-0.0-0.5  
 Sample Location: NEW BEDFORD, MA  
 Matrix: Sediment  
 Analytical Method: 1,8082  
 Analytical Date: 04/16/12 22:29  
 Analyst: AW  
 Percent Solids: 98%

Date Collected: 04/03/12 11:11  
 Date Received: 04/05/12  
 Field Prep: Not Specified  
 Extraction Method: EPA 3540C  
 Extraction Date: 04/12/12 15:55  
 Cleanup Method1: EPA 3630  
 Cleanup Date1: 04/13/12

Parameter	Result	Qualifier	Units	RL	MDL	Dilution Factor
<b>PCB Congeners (NOAA List) - Mansfield Lab</b>						
CI3-BZ#28	4770		ug/kg	337	--	100
CI4-BZ#52	5160		ug/kg	337	--	100
CI4-BZ#44	1810		ug/kg	337	--	100
CI5-BZ#101	1240		ug/kg	337	--	100
CI5-BZ#118	882		ug/kg	337	--	100
CI6-BZ#153	1080		ug/kg	337	--	100
CI5-BZ#105	ND		ug/kg	337	--	100
CI7-BZ#187	ND		ug/kg	337	--	100
DBOB	86			30-150		
BZ 198	91			30-150		

**Project Name:** NORTH OF WOOD ST ANNUAL SAMP  
**Project Number:** TO-0010-04

**Lab Number:** L1205880  
**Report Date:** 04/19/12

**SAMPLE RESULTS**

Lab ID: L1205880-07  
 Client ID: S-12A-C006-0.0-0.5  
 Sample Location: NEW BEDFORD, MA  
 Matrix: Sediment  
 Analytical Method: 1,8082  
 Analytical Date: 04/16/12 23:13  
 Analyst: AW  
 Percent Solids: 99%

Date Collected: 04/03/12 11:45  
 Date Received: 04/05/12  
 Field Prep: Not Specified  
 Extraction Method: EPA 3540C  
 Extraction Date: 04/12/12 15:55  
 Cleanup Method1: EPA 3630  
 Cleanup Date1: 04/13/12

Parameter	Result	Qualifier	Units	RL	MDL	Dilution Factor
<b>PCB Congeners (NOAA List) - Mansfield Lab</b>						
CI2-BZ#8	724		ug/kg	331	--	100
CI3-BZ#18	1270		ug/kg	331	--	100
CI4-BZ#66	856		ug/kg	331	--	100
CI5-BZ#118	397		ug/kg	331	--	100
CI6-BZ#138	420		ug/kg	331	--	100
CI7-BZ#187	ND		ug/kg	331	--	100
CI6-BZ#128	ND		ug/kg	331	--	100
CI7-BZ#180	ND		ug/kg	331	--	100
CI7-BZ#170	ND		ug/kg	331	--	100
CI8-BZ#195	ND		ug/kg	331	--	100
CI9-BZ#206	ND		ug/kg	331	--	100
CI10-BZ#209	ND		ug/kg	331	--	100

Surrogate	% Recovery	Qualifier	Acceptance Criteria
DBOB	76		30-150
BZ 198	84		30-150

**Project Name:** NORTH OF WOOD ST ANNUAL SAMP  
**Project Number:** TO-0010-04

**Lab Number:** L1205880  
**Report Date:** 04/19/12

**SAMPLE RESULTS**

Lab ID: L1205880-07  
 Client ID: S-12A-C006-0.0-0.5  
 Sample Location: NEW BEDFORD, MA  
 Matrix: Sediment  
 Analytical Method: 1,8082  
 Analytical Date: 04/16/12 23:13  
 Analyst: AW  
 Percent Solids: 99%

Date Collected: 04/03/12 11:45  
 Date Received: 04/05/12  
 Field Prep: Not Specified  
 Extraction Method: EPA 3540C  
 Extraction Date: 04/12/12 15:55  
 Cleanup Method1: EPA 3630  
 Cleanup Date1: 04/13/12

Parameter	Result	Qualifier	Units	RL	MDL	Dilution Factor
PCB Congeners (NOAA List) - Mansfield Lab						
CI3-BZ#28	2650		ug/kg	331	--	100
CI4-BZ#52	3030		ug/kg	331	--	100
CI4-BZ#44	1080		ug/kg	331	--	100
CI5-BZ#101	569		ug/kg	331	--	100
CI6-BZ#153	567		ug/kg	331	--	100
CI5-BZ#105	ND		ug/kg	331	--	100

DBOB 76 30-150  
 BZ 198 84 30-150

**Project Name:** NORTH OF WOOD ST ANNUAL SAMP  
**Project Number:** TO-0010-04

**Lab Number:** L1205880  
**Report Date:** 04/19/12

**SAMPLE RESULTS**

Lab ID: L1205880-08  
 Client ID: S-12A-C007-0.0-0.5  
 Sample Location: NEW BEDFORD, MA  
 Matrix: Sediment  
 Analytical Method: 1,8082  
 Analytical Date: 04/16/12 23:56  
 Analyst: AW  
 Percent Solids: 96%

Date Collected: 04/03/12 11:58  
 Date Received: 04/05/12  
 Field Prep: Not Specified  
 Extraction Method: EPA 3540C  
 Extraction Date: 04/12/12 15:55  
 Cleanup Method1: EPA 3630  
 Cleanup Date1: 04/13/12

Parameter	Result	Qualifier	Units	RL	MDL	Dilution Factor
<b>PCB Congeners (NOAA List) - Mansfield Lab</b>						
CI2-BZ#8	2520		ug/kg	684	--	200
CI3-BZ#18	5650		ug/kg	684	--	200
CI4-BZ#66	3550		ug/kg	684	--	200
CI6-BZ#138	1520		ug/kg	684	--	200
CI6-BZ#128	ND		ug/kg	684	--	200
CI7-BZ#180	ND		ug/kg	684	--	200
CI7-BZ#170	ND		ug/kg	684	--	200
CI8-BZ#195	ND		ug/kg	684	--	200
CI9-BZ#206	ND		ug/kg	684	--	200
CI10-BZ#209	ND		ug/kg	684	--	200

Surrogate	% Recovery	Qualifier	Acceptance Criteria
DBOB	106		30-150
BZ 198	100		30-150



**Project Name:** NORTH OF WOOD ST ANNUAL SAMP  
**Project Number:** TO-0010-04

**Lab Number:** L1205880  
**Report Date:** 04/19/12

**SAMPLE RESULTS**

Lab ID: L1205880-08  
 Client ID: S-12A-C007-0.0-0.5  
 Sample Location: NEW BEDFORD, MA  
 Matrix: Sediment  
 Analytical Method: 1,8082  
 Analytical Date: 04/16/12 23:56  
 Analyst: AW  
 Percent Solids: 96%

Date Collected: 04/03/12 11:58  
 Date Received: 04/05/12  
 Field Prep: Not Specified  
 Extraction Method: EPA 3540C  
 Extraction Date: 04/12/12 15:55  
 Cleanup Method1: EPA 3630  
 Cleanup Date1: 04/13/12

Parameter	Result	Qualifier	Units	RL	MDL	Dilution Factor
PCB Congeners (NOAA List) - Mansfield Lab						
CI3-BZ#28	10700		ug/kg	684	--	200
CI4-BZ#52	10400		ug/kg	684	--	200
CI4-BZ#44	3690		ug/kg	684	--	200
CI5-BZ#101	2520		ug/kg	684	--	200
CI5-BZ#118	1740		ug/kg	684	--	200
CI6-BZ#153	2120		ug/kg	684	--	200
CI5-BZ#105	ND		ug/kg	684	--	200
CI7-BZ#187	ND		ug/kg	684	--	200

DBOB 106 30-150  
 BZ 198 100 30-150

**Project Name:** NORTH OF WOOD ST ANNUAL SAMP  
**Project Number:** TO-0010-04

**Lab Number:** L1205880  
**Report Date:** 04/19/12

**SAMPLE RESULTS**

Lab ID: L1205880-09  
 Client ID: S-12A-C008-0.0-0.5  
 Sample Location: NEW BEDFORD, MA  
 Matrix: Sediment  
 Analytical Method: 1,8082  
 Analytical Date: 04/17/12 03:35  
 Analyst: AW  
 Percent Solids: 94%

Date Collected: 04/03/12 12:09  
 Date Received: 04/05/12  
 Field Prep: Not Specified  
 Extraction Method: EPA 3540C  
 Extraction Date: 04/12/12 15:55  
 Cleanup Method1: EPA 3630  
 Cleanup Date1: 04/13/12

Parameter	Result	Qualifier	Units	RL	MDL	Dilution Factor
<b>PCB Congeners (NOAA List) - Mansfield Lab</b>						
CI2-BZ#8	374		ug/kg	173	--	50
CI3-BZ#18	1100		ug/kg	173	--	50
CI4-BZ#66	552		ug/kg	173	--	50
CI5-BZ#118	249		ug/kg	173	--	50
CI5-BZ#105	ND		ug/kg	173	--	50
CI6-BZ#138	264		ug/kg	173	--	50
CI7-BZ#187	ND		ug/kg	173	--	50
CI6-BZ#128	ND		ug/kg	173	--	50
CI7-BZ#180	ND		ug/kg	173	--	50
CI7-BZ#170	ND		ug/kg	173	--	50
CI8-BZ#195	ND		ug/kg	173	--	50
CI9-BZ#206	ND		ug/kg	173	--	50
CI10-BZ#209	ND		ug/kg	173	--	50

Surrogate	% Recovery	Qualifier	Acceptance Criteria
BZ 198	90		30-150
DBOB	82		30-150

**Project Name:** NORTH OF WOOD ST ANNUAL SAMP  
**Project Number:** TO-0010-04

**Lab Number:** L1205880  
**Report Date:** 04/19/12

**SAMPLE RESULTS**

Lab ID: L1205880-09  
 Client ID: S-12A-C008-0.0-0.5  
 Sample Location: NEW BEDFORD, MA  
 Matrix: Sediment  
 Analytical Method: 1,8082  
 Analytical Date: 04/17/12 03:35  
 Analyst: AW  
 Percent Solids: 94%

Date Collected: 04/03/12 12:09  
 Date Received: 04/05/12  
 Field Prep: Not Specified  
 Extraction Method: EPA 3540C  
 Extraction Date: 04/12/12 15:55  
 Cleanup Method1: EPA 3630  
 Cleanup Date1: 04/13/12

Parameter	Result	Qualifier	Units	RL	MDL	Dilution Factor
PCB Congeners (NOAA List) - Mansfield Lab						
CI3-BZ#28	1620		ug/kg	173	--	50
CI4-BZ#52	2070		ug/kg	173	--	50
CI4-BZ#44	723		ug/kg	173	--	50
CI5-BZ#101	362		ug/kg	173	--	50
CI6-BZ#153	374		ug/kg	173	--	50

Surrogate	% Recovery	Qualifier	Acceptance Criteria
BZ 198	90		30-150
DBOB	82		30-150

**Project Name:** NORTH OF WOOD ST ANNUAL SAMP  
**Project Number:** TO-0010-04

**Lab Number:** L1205880  
**Report Date:** 04/19/12

**SAMPLE RESULTS**

Lab ID: L1205880-10  
 Client ID: S-12A-C009-0.0-0.5  
 Sample Location: NEW BEDFORD, MA  
 Matrix: Sediment  
 Analytical Method: 1,8082  
 Analytical Date: 04/17/12 02:08  
 Analyst: AW  
 Percent Solids: 98%

Date Collected: 04/03/12 12:20  
 Date Received: 04/05/12  
 Field Prep: Not Specified  
 Extraction Method: EPA 3540C  
 Extraction Date: 04/12/12 15:55  
 Cleanup Method1: EPA 3630  
 Cleanup Date1: 04/13/12

Parameter	Result	Qualifier	Units	RL	MDL	Dilution Factor
PCB Congeners (NOAA List) - Mansfield Lab						
CI2-BZ#8	1580		ug/kg	534	--	400
CI3-BZ#18	3600		ug/kg	534	--	400
CI4-BZ#66	1880		ug/kg	534	--	400
CI5-BZ#105	ND		ug/kg	534	--	400
CI6-BZ#138	859		ug/kg	534	--	400
CI6-BZ#128	ND		ug/kg	534	--	400
CI7-BZ#180	ND		ug/kg	534	--	400
CI7-BZ#170	ND		ug/kg	534	--	400
CI8-BZ#195	ND		ug/kg	534	--	400
CI9-BZ#206	ND		ug/kg	534	--	400
CI10-BZ#209	ND		ug/kg	534	--	400

Surrogate	% Recovery	Qualifier	Acceptance Criteria
DBOB	89		30-150
BZ 198	89		30-150

**Project Name:** NORTH OF WOOD ST ANNUAL SAMP  
**Project Number:** TO-0010-04

**Lab Number:** L1205880  
**Report Date:** 04/19/12

**SAMPLE RESULTS**

Lab ID: L1205880-10  
 Client ID: S-12A-C009-0.0-0.5  
 Sample Location: NEW BEDFORD, MA  
 Matrix: Sediment  
 Analytical Method: 1,8082  
 Analytical Date: 04/17/12 02:08  
 Analyst: AW  
 Percent Solids: 98%

Date Collected: 04/03/12 12:20  
 Date Received: 04/05/12  
 Field Prep: Not Specified  
 Extraction Method: EPA 3540C  
 Extraction Date: 04/12/12 15:55  
 Cleanup Method1: EPA 3630  
 Cleanup Date1: 04/13/12

Parameter	Result	Qualifier	Units	RL	MDL	Dilution Factor
PCB Congeners (NOAA List) - Mansfield Lab						
CI3-BZ#28	6580		ug/kg	534	--	400
CI4-BZ#52	7610		ug/kg	534	--	400
CI4-BZ#44	2600		ug/kg	534	--	400
CI5-BZ#101	1140		ug/kg	534	--	400
CI5-BZ#118	769		ug/kg	534	--	400
CI6-BZ#153	1190		ug/kg	534	--	400
CI7-BZ#187	ND		ug/kg	534	--	400

DBOB	89	30-150
BZ 198	89	30-150

**Project Name:** NORTH OF WOOD ST ANNUAL SAMP  
**Project Number:** TO-0010-04

**Lab Number:** L1205880  
**Report Date:** 04/19/12

**SAMPLE RESULTS**

Lab ID: L1205880-11  
 Client ID: S-12A-C010-0.0-0.5  
 Sample Location: NEW BEDFORD, MA  
 Matrix: Sediment  
 Analytical Method: 1,8082  
 Analytical Date: 04/17/12 04:19  
 Analyst: AW  
 Percent Solids: 99%

Date Collected: 04/03/12 12:30  
 Date Received: 04/05/12  
 Field Prep: Not Specified  
 Extraction Method: EPA 3540C  
 Extraction Date: 04/12/12 15:55  
 Cleanup Method1: EPA 3630  
 Cleanup Date1: 04/13/12

Parameter	Result	Qualifier	Units	RL	MDL	Dilution Factor
PCB Congeners (NOAA List) - Mansfield Lab						
CI3-BZ#18	521		ug/kg	65.8	--	50
CI5-BZ#118	123		ug/kg	65.8	--	50
CI5-BZ#105	ND		ug/kg	65.8	--	50
CI6-BZ#138	107		ug/kg	65.8	--	50
CI6-BZ#128	ND		ug/kg	65.8	--	50
CI7-BZ#180	ND		ug/kg	65.8	--	50
CI7-BZ#170	ND		ug/kg	65.8	--	50
CI8-BZ#195	ND		ug/kg	65.8	--	50
CI9-BZ#206	ND		ug/kg	65.8	--	50
CI10-BZ#209	ND		ug/kg	65.8	--	50

DBOB 85 30-150  
 BZ 198 80 30-150

**Project Name:** NORTH OF WOOD ST ANNUAL SAMP  
**Project Number:** TO-0010-04

**Lab Number:** L1205880  
**Report Date:** 04/19/12

**SAMPLE RESULTS**

Lab ID: L1205880-11  
 Client ID: S-12A-C010-0.0-0.5  
 Sample Location: NEW BEDFORD, MA  
 Matrix: Sediment  
 Analytical Method: 1,8082  
 Analytical Date: 04/17/12 04:19  
 Analyst: AW  
 Percent Solids: 99%

Date Collected: 04/03/12 12:30  
 Date Received: 04/05/12  
 Field Prep: Not Specified  
 Extraction Method: EPA 3540C  
 Extraction Date: 04/12/12 15:55  
 Cleanup Method1: EPA 3630  
 Cleanup Date1: 04/13/12

Parameter	Result	Qualifier	Units	RL	MDL	Dilution Factor
<b>PCB Congeners (NOAA List) - Mansfield Lab</b>						
CI2-BZ#8	178		ug/kg	65.8	--	50
CI3-BZ#28	843		ug/kg	65.8	--	50
CI4-BZ#52	977		ug/kg	65.8	--	50
CI4-BZ#44	303		ug/kg	65.8	--	50
CI4-BZ#66	252		ug/kg	65.8	--	50
CI5-BZ#101	187		ug/kg	65.8	--	50
CI6-BZ#153	164		ug/kg	65.8	--	50
CI7-BZ#187	ND		ug/kg	65.8	--	50

Surrogate	% Recovery	Qualifier	Acceptance Criteria
DBOB	85		30-150
BZ 198	80		30-150

**Project Name:** NORTH OF WOOD ST ANNUAL SAMP  
**Project Number:** TO-0010-04

**Lab Number:** L1205880  
**Report Date:** 04/19/12

**SAMPLE RESULTS**

Lab ID: L1205880-12  
 Client ID: S-12A-C011-0.0-0.5  
 Sample Location: NEW BEDFORD, MA  
 Matrix: Sediment  
 Analytical Method: 1,8082  
 Analytical Date: 04/17/12 19:08  
 Analyst: AW  
 Percent Solids: 99%

Date Collected: 04/04/12 10:15  
 Date Received: 04/05/12  
 Field Prep: Not Specified  
 Extraction Method: EPA 3540C  
 Extraction Date: 04/12/12 15:55  
 Cleanup Method1: EPA 3630  
 Cleanup Date1: 04/13/12

Parameter	Result	Qualifier	Units	RL	MDL	Dilution Factor
PCB Congeners (NOAA List) - Mansfield Lab						
CI2-BZ#8	49.1		ug/kg	26.5	--	20
CI3-BZ#18	147		ug/kg	26.5	--	20
CI4-BZ#66	153		ug/kg	26.5	--	20
CI5-BZ#118	98.6		ug/kg	26.5	--	20
CI6-BZ#138	77.7		ug/kg	26.5	--	20
CI7-BZ#170	ND		ug/kg	26.5	--	20
CI8-BZ#195	ND		ug/kg	26.5	--	20
CI9-BZ#206	ND		ug/kg	26.5	--	20
CI10-BZ#209	ND		ug/kg	26.5	--	20

DBOB	88	30-150
BZ 198	83	30-150



**Project Name:** NORTH OF WOOD ST ANNUAL SAMP  
**Project Number:** TO-0010-04

**Lab Number:** L1205880  
**Report Date:** 04/19/12

**SAMPLE RESULTS**

Lab ID: L1205880-12  
 Client ID: S-12A-C011-0.0-0.5  
 Sample Location: NEW BEDFORD, MA  
 Matrix: Sediment  
 Analytical Method: 1,8082  
 Analytical Date: 04/17/12 19:08  
 Analyst: AW  
 Percent Solids: 99%

Date Collected: 04/04/12 10:15  
 Date Received: 04/05/12  
 Field Prep: Not Specified  
 Extraction Method: EPA 3540C  
 Extraction Date: 04/12/12 15:55  
 Cleanup Method1: EPA 3630  
 Cleanup Date1: 04/13/12

Parameter	Result	Qualifier	Units	RL	MDL	Dilution Factor
<b>PCB Congeners (NOAA List) - Mansfield Lab</b>						
CI3-BZ#28	347		ug/kg	26.5	--	20
CI4-BZ#52	294		ug/kg	26.5	--	20
CI4-BZ#44	107		ug/kg	26.5	--	20
CI5-BZ#101	113		ug/kg	26.5	--	20
CI6-BZ#153	107		ug/kg	26.5	--	20
CI5-BZ#105	ND		ug/kg	26.5	--	20
CI7-BZ#187	ND		ug/kg	26.5	--	20
CI6-BZ#128	ND		ug/kg	26.5	--	20
CI7-BZ#180	ND		ug/kg	26.5	--	20

Surrogate	% Recovery	Qualifier	Acceptance Criteria
DBOB	88		30-150
BZ 198	83		30-150

**Project Name:** NORTH OF WOOD ST ANNUAL SAMP  
**Project Number:** TO-0010-04

**Lab Number:** L1205880  
**Report Date:** 04/19/12

**SAMPLE RESULTS**

Lab ID: L1205880-13  
 Client ID: S-12A-C012-0.0-0.5  
 Sample Location: NEW BEDFORD, MA  
 Matrix: Sediment  
 Analytical Method: 1,8082  
 Analytical Date: 04/17/12 18:25  
 Analyst: AW  
 Percent Solids: 99%

Date Collected: 04/04/12 10:30  
 Date Received: 04/05/12  
 Field Prep: Not Specified  
 Extraction Method: EPA 3540C  
 Extraction Date: 04/12/12 15:55  
 Cleanup Method1: EPA 3630  
 Cleanup Date1: 04/13/12

Parameter	Result	Qualifier	Units	RL	MDL	Dilution Factor
<b>PCB Congeners (NOAA List) - Mansfield Lab</b>						
CI2-BZ#8	17.9		ug/kg	13.3	--	10
CI3-BZ#18	42.5		ug/kg	13.3	--	10
CI4-BZ#66	54.8		ug/kg	13.3	--	10
CI5-BZ#118	38.2		ug/kg	13.3	--	10
CI6-BZ#138	34.6		ug/kg	13.3	--	10
CI7-BZ#180	ND		ug/kg	13.3	--	10
CI7-BZ#170	ND		ug/kg	13.3	--	10
CI8-BZ#195	ND		ug/kg	13.3	--	10
CI9-BZ#206	ND		ug/kg	13.3	--	10
CI10-BZ#209	ND		ug/kg	13.3	--	10

Surrogate	% Recovery	Qualifier	Acceptance Criteria
BZ 198	88		30-150
DBOB	85		30-150

**Project Name:** NORTH OF WOOD ST ANNUAL SAMP  
**Project Number:** TO-0010-04

**Lab Number:** L1205880  
**Report Date:** 04/19/12

**SAMPLE RESULTS**

Lab ID: L1205880-13  
 Client ID: S-12A-C012-0.0-0.5  
 Sample Location: NEW BEDFORD, MA  
 Matrix: Sediment  
 Analytical Method: 1,8082  
 Analytical Date: 04/17/12 18:25  
 Analyst: AW  
 Percent Solids: 99%

Date Collected: 04/04/12 10:30  
 Date Received: 04/05/12  
 Field Prep: Not Specified  
 Extraction Method: EPA 3540C  
 Extraction Date: 04/12/12 15:55  
 Cleanup Method1: EPA 3630  
 Cleanup Date1: 04/13/12

Parameter	Result	Qualifier	Units	RL	MDL	Dilution Factor
<b>PCB Congeners (NOAA List) - Mansfield Lab</b>						
CI3-BZ#28	100		ug/kg	13.3	--	10
CI4-BZ#52	94.0		ug/kg	13.3	--	10
CI4-BZ#44	34.3		ug/kg	13.3	--	10
CI5-BZ#101	40.4		ug/kg	13.3	--	10
CI6-BZ#153	36.6		ug/kg	13.3	--	10
CI5-BZ#105	ND		ug/kg	13.3	--	10
CI7-BZ#187	ND		ug/kg	13.3	--	10
CI6-BZ#128	ND		ug/kg	13.3	--	10

Surrogate	% Recovery	Qualifier	Acceptance Criteria
BZ 198	88		30-150
DBOB	85		30-150

**Project Name:** NORTH OF WOOD ST ANNUAL SAMP  
**Project Number:** TO-0010-04

**Lab Number:** L1205880  
**Report Date:** 04/19/12

**SAMPLE RESULTS**

Lab ID: L1205880-14  
 Client ID: S-12A-C013-0.0-0.5  
 Sample Location: NEW BEDFORD, MA  
 Matrix: Sediment  
 Analytical Method: 1,8082  
 Analytical Date: 04/18/12 10:27  
 Analyst: AW  
 Percent Solids: 99%

Date Collected: 04/04/12 10:40  
 Date Received: 04/05/12  
 Field Prep: Not Specified  
 Extraction Method: EPA 3540C  
 Extraction Date: 04/12/12 15:55  
 Cleanup Method1: EPA 3630  
 Cleanup Date1: 04/13/12

Parameter	Result	Qualifier	Units	RL	MDL	Dilution Factor
PCB Congeners (NOAA List) - Mansfield Lab						
CI2-BZ#8	8.96		ug/kg	2.64	--	2
CI3-BZ#18	17.6		ug/kg	2.64	--	2
CI4-BZ#66	21.8		ug/kg	2.64	--	2
CI5-BZ#118	16.0		ug/kg	2.64	--	2
CI6-BZ#138	12.5		ug/kg	2.64	--	2
CI7-BZ#170	ND		ug/kg	2.64	--	2
CI8-BZ#195	ND		ug/kg	2.64	--	2
CI9-BZ#206	ND		ug/kg	2.64	--	2
CI10-BZ#209	ND		ug/kg	2.64	--	2

DBOB 81 30-150  
 BZ 198 82 30-150

**Project Name:** NORTH OF WOOD ST ANNUAL SAMP**Lab Number:** L1205880**Project Number:** TO-0010-04**Report Date:** 04/19/12**SAMPLE RESULTS**

**Lab ID:** L1205880-14  
**Client ID:** S-12A-C013-0.0-0.5  
**Sample Location:** NEW BEDFORD, MA  
**Matrix:** Sediment  
**Analytical Method:** 1,8082  
**Analytical Date:** 04/18/12 10:27  
**Analyst:** AW  
**Percent Solids:** 99%

**Date Collected:** 04/04/12 10:40  
**Date Received:** 04/05/12  
**Field Prep:** Not Specified  
**Extraction Method:** EPA 3540C  
**Extraction Date:** 04/12/12 15:55  
**Cleanup Method1:** EPA 3630  
**Cleanup Date1:** 04/13/12

Parameter	Result	Qualifier	Units	RL	MDL	Dilution Factor
<b>PCB Congeners (NOAA List) - Mansfield Lab</b>						
CI3-BZ#28	44.0		ug/kg	2.64	--	2
CI4-BZ#52	40.2		ug/kg	2.64	--	2
CI4-BZ#44	13.8		ug/kg	2.64	--	2
CI5-BZ#101	16.3		ug/kg	2.64	--	2
CI6-BZ#153	15.4		ug/kg	2.64	--	2
CI5-BZ#105	3.75		ug/kg	2.64	--	2
CI7-BZ#187	3.07		ug/kg	2.64	--	2
CI6-BZ#128	ND		ug/kg	2.64	--	2
CI7-BZ#180	2.77		ug/kg	2.64	--	2

Surrogate	% Recovery	Qualifier	Acceptance Criteria
DBOB	81		30-150
BZ 198	82		30-150

**Project Name:** NORTH OF WOOD ST ANNUAL SAMP  
**Project Number:** TO-0010-04

**Lab Number:** L1205880  
**Report Date:** 04/19/12

**SAMPLE RESULTS**

Lab ID: L1205880-15  
 Client ID: S-12A-C014-0.0-0.5  
 Sample Location: NEW BEDFORD, MA  
 Matrix: Sediment  
 Analytical Method: 1,8082  
 Analytical Date: 04/17/12 15:30  
 Analyst: AW  
 Percent Solids: 99%

Date Collected: 04/04/12 11:00  
 Date Received: 04/05/12  
 Field Prep: Not Specified  
 Extraction Method: EPA 3540C  
 Extraction Date: 04/12/12 15:55  
 Cleanup Method1: EPA 3630  
 Cleanup Date1: 04/13/12

Parameter	Result	Qualifier	Units	RL	MDL	Dilution Factor
PCB Congeners (NOAA List) - Mansfield Lab						
CI2-BZ#8	ND		ug/kg	1.32	--	1
CI3-BZ#18	2.59		ug/kg	1.32	--	1
CI4-BZ#52	6.53		ug/kg	1.32	--	1
CI4-BZ#66	3.52		ug/kg	1.32	--	1
CI5-BZ#105	ND		ug/kg	1.32	--	1
CI6-BZ#138	1.90		ug/kg	1.32	--	1
CI7-BZ#187	ND		ug/kg	1.32	--	1
CI6-BZ#128	ND		ug/kg	1.32	--	1
CI7-BZ#180	ND		ug/kg	1.32	--	1
CI7-BZ#170	ND		ug/kg	1.32	--	1
CI8-BZ#195	ND		ug/kg	1.32	--	1
CI9-BZ#206	ND		ug/kg	1.32	--	1
CI10-BZ#209	ND		ug/kg	1.32	--	1

DBOB 81 30-150  
 BZ 198 85 30-150

**Project Name:** NORTH OF WOOD ST ANNUAL SAMP  
**Project Number:** TO-0010-04

**Lab Number:** L1205880  
**Report Date:** 04/19/12

**SAMPLE RESULTS**

Lab ID: L1205880-15  
 Client ID: S-12A-C014-0.0-0.5  
 Sample Location: NEW BEDFORD, MA  
 Matrix: Sediment  
 Analytical Method: 1,8082  
 Analytical Date: 04/17/12 15:30  
 Analyst: AW  
 Percent Solids: 99%

Date Collected: 04/04/12 11:00  
 Date Received: 04/05/12  
 Field Prep: Not Specified  
 Extraction Method: EPA 3540C  
 Extraction Date: 04/12/12 15:55  
 Cleanup Method1: EPA 3630  
 Cleanup Date1: 04/13/12

Parameter	Result	Qualifier	Units	RL	MDL	Dilution Factor
PCB Congeners (NOAA List) - Mansfield Lab						
CI3-BZ#28	7.40		ug/kg	1.32	--	1
CI4-BZ#44	2.22		ug/kg	1.32	--	1
CI5-BZ#101	2.69		ug/kg	1.32	--	1
CI5-BZ#118	2.99		ug/kg	1.32	--	1
CI6-BZ#153	2.34		ug/kg	1.32	--	1

Surrogate	% Recovery	Qualifier	Acceptance Criteria
DBOB	81		30-150
BZ 198	85		30-150

**Project Name:** NORTH OF WOOD ST ANNUAL SAMP  
**Project Number:** TO-0010-04

**Lab Number:** L1205880  
**Report Date:** 04/19/12

**SAMPLE RESULTS**

Lab ID: L1205880-16  
 Client ID: S-12A-C015-0.0-0.5  
 Sample Location: NEW BEDFORD, MA  
 Matrix: Sediment  
 Analytical Method: 1,8082  
 Analytical Date: 04/17/12 20:36  
 Analyst: AW  
 Percent Solids: 99%

Date Collected: 04/04/12 11:15  
 Date Received: 04/05/12  
 Field Prep: Not Specified  
 Extraction Method: EPA 3540C  
 Extraction Date: 04/12/12 15:55  
 Cleanup Method1: EPA 3630  
 Cleanup Date1: 04/13/12

Parameter	Result	Qualifier	Units	RL	MDL	Dilution Factor
<b>PCB Congeners (NOAA List) - Mansfield Lab</b>						
CI2-BZ#8	159		ug/kg	52.4	--	40
CI3-BZ#18	304		ug/kg	52.4	--	40
CI4-BZ#66	310		ug/kg	52.4	--	40
CI5-BZ#118	150		ug/kg	52.4	--	40
CI6-BZ#138	126		ug/kg	52.4	--	40
CI7-BZ#187	ND		ug/kg	52.4	--	40
CI6-BZ#128	ND		ug/kg	52.4	--	40
CI7-BZ#180	ND		ug/kg	52.4	--	40
CI7-BZ#170	ND		ug/kg	52.4	--	40
CI8-BZ#195	ND		ug/kg	52.4	--	40
CI9-BZ#206	ND		ug/kg	52.4	--	40
CI10-BZ#209	ND		ug/kg	52.4	--	40

Surrogate	% Recovery	Qualifier	Acceptance Criteria
BZ 198	84		30-150
DBOB	90		30-150



**Project Name:** NORTH OF WOOD ST ANNUAL SAMP**Lab Number:** L1205880**Project Number:** TO-0010-04**Report Date:** 04/19/12**SAMPLE RESULTS**

**Lab ID:** L1205880-16  
**Client ID:** S-12A-C015-0.0-0.5  
**Sample Location:** NEW BEDFORD, MA  
**Matrix:** Sediment  
**Analytical Method:** 1,8082  
**Analytical Date:** 04/17/12 20:36  
**Analyst:** AW  
**Percent Solids:** 99%

**Date Collected:** 04/04/12 11:15  
**Date Received:** 04/05/12  
**Field Prep:** Not Specified  
**Extraction Method:** EPA 3540C  
**Extraction Date:** 04/12/12 15:55  
**Cleanup Method1:** EPA 3630  
**Cleanup Date1:** 04/13/12

Parameter	Result	Qualifier	Units	RL	MDL	Dilution Factor
PCB Congeners (NOAA List) - Mansfield Lab						
CI3-BZ#28	542		ug/kg	52.4	--	40
CI4-BZ#52	630		ug/kg	52.4	--	40
CI4-BZ#44	234		ug/kg	52.4	--	40
CI5-BZ#101	183		ug/kg	52.4	--	40
CI6-BZ#153	145		ug/kg	52.4	--	40
CI5-BZ#105	ND		ug/kg	52.4	--	40

Surrogate	% Recovery	Qualifier	Acceptance Criteria
BZ 198	84		30-150
DBOB	90		30-150

**Project Name:** NORTH OF WOOD ST ANNUAL SAMP  
**Project Number:** TO-0010-04

**Lab Number:** L1205880  
**Report Date:** 04/19/12

**SAMPLE RESULTS**

Lab ID: L1205880-17  
 Client ID: S-12A-C016-0.0-0.5  
 Sample Location: NEW BEDFORD, MA  
 Matrix: Sediment  
 Analytical Method: 1,8082  
 Analytical Date: 04/18/12 11:11  
 Analyst: AW  
 Percent Solids: 99%

Date Collected: 04/04/12 11:30  
 Date Received: 04/05/12  
 Field Prep: Not Specified  
 Extraction Method: EPA 3540C  
 Extraction Date: 04/12/12 15:55  
 Cleanup Method1: EPA 3630  
 Cleanup Date1: 04/13/12

Parameter	Result	Qualifier	Units	RL	MDL	Dilution Factor
<b>PCB Congeners (NOAA List) - Mansfield Lab</b>						
CI2-BZ#8	8.01		ug/kg	6.64	--	5
CI3-BZ#18	14.5		ug/kg	6.64	--	5
CI4-BZ#66	23.6		ug/kg	6.64	--	5
CI5-BZ#118	18.2		ug/kg	6.64	--	5
CI7-BZ#187	ND		ug/kg	6.64	--	5
CI7-BZ#180	ND		ug/kg	6.64	--	5
CI7-BZ#170	ND		ug/kg	6.64	--	5
CI8-BZ#195	ND		ug/kg	6.64	--	5
CI9-BZ#206	ND		ug/kg	6.64	--	5
CI10-BZ#209	ND		ug/kg	6.64	--	5

Surrogate	% Recovery	Qualifier	Acceptance Criteria
BZ 198	86		30-150
DBOB	80		30-150

**Project Name:** NORTH OF WOOD ST ANNUAL SAMP  
**Project Number:** TO-0010-04

**Lab Number:** L1205880  
**Report Date:** 04/19/12

**SAMPLE RESULTS**

Lab ID: L1205880-17  
 Client ID: S-12A-C016-0.0-0.5  
 Sample Location: NEW BEDFORD, MA  
 Matrix: Sediment  
 Analytical Method: 1,8082  
 Analytical Date: 04/18/12 11:11  
 Analyst: AW  
 Percent Solids: 99%

Date Collected: 04/04/12 11:30  
 Date Received: 04/05/12  
 Field Prep: Not Specified  
 Extraction Method: EPA 3540C  
 Extraction Date: 04/12/12 15:55  
 Cleanup Method1: EPA 3630  
 Cleanup Date1: 04/13/12

Parameter	Result	Qualifier	Units	RL	MDL	Dilution Factor
<b>PCB Congeners (NOAA List) - Mansfield Lab</b>						
CI3-BZ#28	60.1		ug/kg	6.64	--	5
CI4-BZ#52	45.6		ug/kg	6.64	--	5
CI4-BZ#44	13.1		ug/kg	6.64	--	5
CI5-BZ#101	17.4		ug/kg	6.64	--	5
CI6-BZ#153	15.7		ug/kg	6.64	--	5
CI5-BZ#105	ND		ug/kg	6.64	--	5
CI6-BZ#138	13.6		ug/kg	6.64	--	5
CI6-BZ#128	ND		ug/kg	6.64	--	5

Surrogate	% Recovery	Qualifier	Acceptance Criteria
BZ 198	86		30-150
DBOB	80		30-150

**Project Name:** NORTH OF WOOD ST ANNUAL SAMP  
**Project Number:** TO-0010-04

**Lab Number:** L1205880  
**Report Date:** 04/19/12

**SAMPLE RESULTS**

Lab ID: L1205880-18  
 Client ID: S-12A-C017-0.0-0.5  
 Sample Location: NEW BEDFORD, MA  
 Matrix: Sediment  
 Analytical Method: 1,8082  
 Analytical Date: 04/17/12 09:25  
 Analyst: AW  
 Percent Solids: 99%

Date Collected: 04/04/12 13:15  
 Date Received: 04/05/12  
 Field Prep: Not Specified  
 Extraction Method: EPA 3540C  
 Extraction Date: 04/12/12 15:55  
 Cleanup Method1: EPA 3630  
 Cleanup Date1: 04/13/12

Parameter	Result	Qualifier	Units	RL	MDL	Dilution Factor
<b>PCB Congeners (NOAA List) - Mansfield Lab</b>						
CI2-BZ#8	ND		ug/kg	132	--	100
CI3-BZ#18	323		ug/kg	132	--	100
CI4-BZ#66	935		ug/kg	132	--	100
CI5-BZ#118	629		ug/kg	132	--	100
CI6-BZ#138	542		ug/kg	132	--	100
CI7-BZ#187	ND		ug/kg	132	--	100
CI6-BZ#128	143		ug/kg	132	--	100
CI7-BZ#180	ND		ug/kg	132	--	100
CI7-BZ#170	ND		ug/kg	132	--	100
CI8-BZ#195	ND		ug/kg	132	--	100
CI9-BZ#206	ND		ug/kg	132	--	100
CI10-BZ#209	ND		ug/kg	132	--	100

Surrogate	% Recovery	Qualifier	Acceptance Criteria
BZ 198	82		30-150
DBOB	72		30-150

**Project Name:** NORTH OF WOOD ST ANNUAL SAMP  
**Project Number:** TO-0010-04

**Lab Number:** L1205880  
**Report Date:** 04/19/12

**SAMPLE RESULTS**

Lab ID: L1205880-18  
 Client ID: S-12A-C017-0.0-0.5  
 Sample Location: NEW BEDFORD, MA  
 Matrix: Sediment  
 Analytical Method: 1,8082  
 Analytical Date: 04/17/12 09:25  
 Analyst: AW  
 Percent Solids: 99%

Date Collected: 04/04/12 13:15  
 Date Received: 04/05/12  
 Field Prep: Not Specified  
 Extraction Method: EPA 3540C  
 Extraction Date: 04/12/12 15:55  
 Cleanup Method1: EPA 3630  
 Cleanup Date1: 04/13/12

Parameter	Result	Qualifier	Units	RL	MDL	Dilution Factor
PCB Congeners (NOAA List) - Mansfield Lab						
CI3-BZ#28	604		ug/kg	132	--	100
CI4-BZ#52	978		ug/kg	132	--	100
CI4-BZ#44	520		ug/kg	132	--	100
CI5-BZ#101	594		ug/kg	132	--	100
CI6-BZ#153	427		ug/kg	132	--	100
CI5-BZ#105	206		ug/kg	132	--	100

Surrogate	% Recovery	Qualifier	Acceptance Criteria
BZ 198	82		30-150
DBOB	72		30-150

**Project Name:** NORTH OF WOOD ST ANNUAL SAMP  
**Project Number:** TO-0010-04

**Lab Number:** L1205880  
**Report Date:** 04/19/12

**SAMPLE RESULTS**

Lab ID: L1205880-19  
 Client ID: S-12A-C018-0.0-0.5  
 Sample Location: NEW BEDFORD, MA  
 Matrix: Sediment  
 Analytical Method: 1,8082  
 Analytical Date: 04/17/12 17:41  
 Analyst: AW  
 Percent Solids: 99%

Date Collected: 04/04/12 13:25  
 Date Received: 04/05/12  
 Field Prep: Not Specified  
 Extraction Method: EPA 3540C  
 Extraction Date: 04/12/12 15:55  
 Cleanup Method1: EPA 3630  
 Cleanup Date1: 04/13/12

Parameter	Result	Qualifier	Units	RL	MDL	Dilution Factor
PCB Congeners (NOAA List) - Mansfield Lab						
CI2-BZ#8	ND		ug/kg	6.61	--	5
CI3-BZ#18	15.1		ug/kg	6.61	--	5
CI4-BZ#66	47.1		ug/kg	6.61	--	5
CI5-BZ#118	36.1		ug/kg	6.61	--	5
CI6-BZ#138	30.9		ug/kg	6.61	--	5
CI7-BZ#187	ND		ug/kg	6.61	--	5
CI6-BZ#128	8.50		ug/kg	6.61	--	5
CI7-BZ#180	ND		ug/kg	6.61	--	5
CI8-BZ#195	ND		ug/kg	6.61	--	5
CI9-BZ#206	ND		ug/kg	6.61	--	5
CI10-BZ#209	ND		ug/kg	6.61	--	5

Surrogate	% Recovery	Qualifier	Acceptance Criteria
BZ 198	78		30-150
DBOB	75		30-150

**Project Name:** NORTH OF WOOD ST ANNUAL SAMP  
**Project Number:** TO-0010-04

**Lab Number:** L1205880  
**Report Date:** 04/19/12

**SAMPLE RESULTS**

Lab ID: L1205880-19  
 Client ID: S-12A-C018-0.0-0.5  
 Sample Location: NEW BEDFORD, MA  
 Matrix: Sediment  
 Analytical Method: 1,8082  
 Analytical Date: 04/17/12 17:41  
 Analyst: AW  
 Percent Solids: 99%

Date Collected: 04/04/12 13:25  
 Date Received: 04/05/12  
 Field Prep: Not Specified  
 Extraction Method: EPA 3540C  
 Extraction Date: 04/12/12 15:55  
 Cleanup Method1: EPA 3630  
 Cleanup Date1: 04/13/12

Parameter	Result	Qualifier	Units	RL	MDL	Dilution Factor
PCB Congeners (NOAA List) - Mansfield Lab						
CI3-BZ#28	37.0		ug/kg	6.61	--	5
CI4-BZ#52	45.5		ug/kg	6.61	--	5
CI4-BZ#44	23.1		ug/kg	6.61	--	5
CI5-BZ#101	35.2		ug/kg	6.61	--	5
CI6-BZ#153	22.6		ug/kg	6.61	--	5
CI5-BZ#105	11.2		ug/kg	6.61	--	5
CI7-BZ#170	ND		ug/kg	6.61	--	5

Surrogate	% Recovery	Qualifier	Acceptance Criteria
BZ 198	78		30-150
DBOB	75		30-150

**Project Name:** NORTH OF WOOD ST ANNUAL SAMP  
**Project Number:** TO-0010-04

**Lab Number:** L1205880  
**Report Date:** 04/19/12

**SAMPLE RESULTS**

Lab ID: L1205880-20  
 Client ID: S-12A-C019-0.0-0.5  
 Sample Location: NEW BEDFORD, MA  
 Matrix: Sediment  
 Analytical Method: 1,8082  
 Analytical Date: 04/17/12 16:13  
 Analyst: AW  
 Percent Solids: 99%

Date Collected: 04/04/12 13:40  
 Date Received: 04/05/12  
 Field Prep: Not Specified  
 Extraction Method: EPA 3540C  
 Extraction Date: 04/12/12 15:55  
 Cleanup Method1: EPA 3630  
 Cleanup Date1: 04/13/12

Parameter	Result	Qualifier	Units	RL	MDL	Dilution Factor
PCB Congeners (NOAA List) - Mansfield Lab						
CI3-BZ#18	2.08		ug/kg	1.31	--	1
CI4-BZ#66	3.00		ug/kg	1.31	--	1
CI7-BZ#187	ND		ug/kg	1.31	--	1
CI7-BZ#180	ND		ug/kg	1.31	--	1
CI7-BZ#170	ND		ug/kg	1.31	--	1
CI8-BZ#195	ND		ug/kg	1.31	--	1
CI9-BZ#206	ND		ug/kg	1.31	--	1
CI10-BZ#209	ND		ug/kg	1.31	--	1

DBOB	76	30-150
BZ 198	83	30-150



**Project Name:** NORTH OF WOOD ST ANNUAL SAMP  
**Project Number:** TO-0010-04

**Lab Number:** L1205880  
**Report Date:** 04/19/12

**SAMPLE RESULTS**

Lab ID: L1205880-20  
 Client ID: S-12A-C019-0.0-0.5  
 Sample Location: NEW BEDFORD, MA  
 Matrix: Sediment  
 Analytical Method: 1,8082  
 Analytical Date: 04/17/12 16:13  
 Analyst: AW  
 Percent Solids: 99%

Date Collected: 04/04/12 13:40  
 Date Received: 04/05/12  
 Field Prep: Not Specified  
 Extraction Method: EPA 3540C  
 Extraction Date: 04/12/12 15:55  
 Cleanup Method1: EPA 3630  
 Cleanup Date1: 04/13/12

Parameter	Result	Qualifier	Units	RL	MDL	Dilution Factor
PCB Congeners (NOAA List) - Mansfield Lab						
CI2-BZ#8	3.64		ug/kg	1.31	--	1
CI3-BZ#28	3.67		ug/kg	1.31	--	1
CI4-BZ#52	4.09		ug/kg	1.31	--	1
CI4-BZ#44	1.94		ug/kg	1.31	--	1
CI5-BZ#101	2.17		ug/kg	1.31	--	1
CI5-BZ#118	2.17		ug/kg	1.31	--	1
CI6-BZ#153	2.36		ug/kg	1.31	--	1
CI5-BZ#105	ND		ug/kg	1.31	--	1
CI6-BZ#138	3.39		ug/kg	1.31	--	1
CI6-BZ#128	ND		ug/kg	1.31	--	1

Surrogate	% Recovery	Qualifier	Acceptance Criteria
DBOB	76		30-150
BZ 198	83		30-150

**Project Name:** NORTH OF WOOD ST ANNUAL SAMP  
**Project Number:** TO-0010-04

**Lab Number:** L1205880  
**Report Date:** 04/19/12

**SAMPLE RESULTS**

Lab ID: L1205880-21  
 Client ID: S-12A-C020-0.0-0.5  
 Sample Location: NEW BEDFORD, MA  
 Matrix: Sediment  
 Analytical Method: 1,8082  
 Analytical Date: 04/17/12 16:57  
 Analyst: AW  
 Percent Solids: 99%

Date Collected: 04/04/12 14:15  
 Date Received: 04/05/12  
 Field Prep: Not Specified  
 Extraction Method: EPA 3540C  
 Extraction Date: 04/12/12 15:58  
 Cleanup Method1: EPA 3630  
 Cleanup Date1: 04/13/12

Parameter	Result	Qualifier	Units	RL	MDL	Dilution Factor
<b>PCB Congeners (NOAA List) - Mansfield Lab</b>						
CI3-BZ#18	4.32		ug/kg	1.33	--	2
CI4-BZ#52	16.2		ug/kg	1.33	--	2
CI4-BZ#66	11.1		ug/kg	1.33	--	2
CI5-BZ#118	10.2		ug/kg	1.33	--	2
CI7-BZ#187	1.96		ug/kg	1.33	--	2
CI6-BZ#128	1.67		ug/kg	1.33	--	2
CI7-BZ#180	ND		ug/kg	1.33	--	2
CI7-BZ#170	ND		ug/kg	1.33	--	2
CI8-BZ#195	ND		ug/kg	1.33	--	2
CI9-BZ#206	ND		ug/kg	1.33	--	2
CI10-BZ#209	ND		ug/kg	1.33	--	2

Surrogate	% Recovery	Qualifier	Acceptance Criteria
BZ 198	80		30-150
DBOB	72		30-150

**Project Name:** NORTH OF WOOD ST ANNUAL SAMP  
**Project Number:** TO-0010-04

**Lab Number:** L1205880  
**Report Date:** 04/19/12

**SAMPLE RESULTS**

Lab ID: L1205880-21  
 Client ID: S-12A-C020-0.0-0.5  
 Sample Location: NEW BEDFORD, MA  
 Matrix: Sediment  
 Analytical Method: 1,8082  
 Analytical Date: 04/17/12 16:57  
 Analyst: AW  
 Percent Solids: 99%

Date Collected: 04/04/12 14:15  
 Date Received: 04/05/12  
 Field Prep: Not Specified  
 Extraction Method: EPA 3540C  
 Extraction Date: 04/12/12 15:58  
 Cleanup Method1: EPA 3630  
 Cleanup Date1: 04/13/12

Parameter	Result	Qualifier	Units	RL	MDL	Dilution Factor
PCB Congeners (NOAA List) - Mansfield Lab						
CI2-BZ#8	1.96		ug/kg	1.33	--	2
CI3-BZ#28	18.8		ug/kg	1.33	--	2
CI4-BZ#44	5.23		ug/kg	1.33	--	2
CI5-BZ#101	7.62		ug/kg	1.33	--	2
CI6-BZ#153	6.95		ug/kg	1.33	--	2
CI5-BZ#105	2.01		ug/kg	1.33	--	2
CI6-BZ#138	6.52		ug/kg	1.33	--	2

Surrogate	% Recovery	Qualifier	Acceptance Criteria
BZ 198	80		30-150
DBOB	72		30-150

**Project Name:** NORTH OF WOOD ST ANNUAL SAMP  
**Project Number:** TO-0010-04

**Lab Number:** L1205880  
**Report Date:** 04/19/12

**SAMPLE RESULTS**

Lab ID: L1205880-22  
 Client ID: EB-040412-01  
 Sample Location: NEW BEDFORD, MA  
 Matrix: Water  
 Analytical Method: 1,8082  
 Analytical Date: 04/16/12 17:23  
 Analyst: AW

Date Collected: 04/04/12 14:30  
 Date Received: 04/05/12  
 Field Prep: Not Specified  
 Extraction Method: EPA 3510C  
 Extraction Date: 04/09/12 09:30

Parameter	Result	Qualifier	Units	RL	MDL	Dilution Factor
PCB Congeners (NOAA List) - Mansfield Lab						
CI2-BZ#8	ND		ug/l	0.00250	--	1
CI3-BZ#18	ND		ug/l	0.00250	--	1
CI3-BZ#28	ND		ug/l	0.00250	--	1
CI4-BZ#52	ND		ug/l	0.00250	--	1
CI4-BZ#44	ND		ug/l	0.00250	--	1
CI4-BZ#66	ND		ug/l	0.00250	--	1
CI5-BZ#101	ND		ug/l	0.00250	--	1
CI5-BZ#118	ND		ug/l	0.00250	--	1
CI5-BZ#105	ND		ug/l	0.00250	--	1
CI6-BZ#138	ND		ug/l	0.00250	--	1
CI7-BZ#187	ND		ug/l	0.00250	--	1
CI6-BZ#128	ND		ug/l	0.00250	--	1
CI7-BZ#180	ND		ug/l	0.00250	--	1
CI7-BZ#170	ND		ug/l	0.00250	--	1
CI8-BZ#195	ND		ug/l	0.00250	--	1
CI9-BZ#206	ND		ug/l	0.00250	--	1
CI10-BZ#209	ND		ug/l	0.00250	--	1

DBOB 43 30-150  
 BZ 198 56 30-150

**Project Name:** NORTH OF WOOD ST ANNUAL SAMP  
**Project Number:** TO-0010-04

**Lab Number:** L1205880  
**Report Date:** 04/19/12

**SAMPLE RESULTS**

Lab ID: L1205880-22  
 Client ID: EB-040412-01  
 Sample Location: NEW BEDFORD, MA  
 Matrix: Water  
 Analytical Method: 1,8082  
 Analytical Date: 04/16/12 17:23  
 Analyst: AW

Date Collected: 04/04/12 14:30  
 Date Received: 04/05/12  
 Field Prep: Not Specified  
 Extraction Method: EPA 3510C  
 Extraction Date: 04/09/12 09:30

Parameter	Result	Qualifier	Units	RL	MDL	Dilution Factor
PCB Congeners (NOAA List) - Mansfield Lab						
Cl6-BZ#153	ND		ug/l	0.00250	--	1

Surrogate	% Recovery	Qualifier	Acceptance Criteria
DBOB	43		30-150
BZ 198	56		30-150

**Project Name:** NORTH OF WOOD ST ANNUAL SAMP  
**Project Number:** TO-0010-04

**Lab Number:** L1205880  
**Report Date:** 04/19/12

**Method Blank Analysis  
Batch Quality Control**

Analytical Method: 1,8082  
Analytical Date: 04/16/12 15:12  
Analyst: AW

Extraction Method: EPA 3510C  
Extraction Date: 04/09/12 09:30

Parameter	Result	Qualifier	Units	RL	MDL
PCB Congeners (NOAA List) - Mansfield Lab for sample(s): 22 Batch: WG527852-1					
Cl2-BZ#8	ND		ug/l	0.00250	--
Cl3-BZ#18	ND		ug/l	0.00250	--
Cl3-BZ#28	ND		ug/l	0.00250	--
Cl4-BZ#52	ND		ug/l	0.00250	--
Cl4-BZ#44	ND		ug/l	0.00250	--
Cl4-BZ#66	ND		ug/l	0.00250	--
Cl5-BZ#101	ND		ug/l	0.00250	--
Cl5-BZ#118	ND		ug/l	0.00250	--
Cl5-BZ#105	ND		ug/l	0.00250	--
Cl6-BZ#138	ND		ug/l	0.00250	--
Cl7-BZ#187	ND		ug/l	0.00250	--
Cl6-BZ#128	ND		ug/l	0.00250	--
Cl7-BZ#180	ND		ug/l	0.00250	--
Cl7-BZ#170	ND		ug/l	0.00250	--
Cl8-BZ#195	ND		ug/l	0.00250	--
Cl9-BZ#206	ND		ug/l	0.00250	--
Cl10-BZ#209	ND		ug/l	0.00250	--

Surrogate	%Recovery	Qualifier	Acceptance Criteria
DBOB	85		30-150
BZ 198	96		30-150

Project Name: NORTH OF WOOD ST ANNUAL SAMP

Lab Number: L1205880

Project Number: TO-0010-04

Report Date: 04/19/12

**Method Blank Analysis**  
**Batch Quality Control**

Analytical Method: 1,8082  
 Analytical Date: 04/16/12 15:12  
 Analyst: AW

Extraction Method: EPA 3510C  
 Extraction Date: 04/09/12 09:30

Parameter	Result	Qualifier	Units	RL	MDL
PCB Congeners (NOAA List) - Mansfield Lab for sample(s): 22 Batch: WG527852-1					
C16-BZ#153	ND		ug/l	0.00250	--

Surrogate	%Recovery	Qualifier	Acceptance Criteria
DBOB	85		30-150
BZ 198	96		30-150

**Project Name:** NORTH OF WOOD ST ANNUAL SAMP  
**Project Number:** TO-0010-04

**Lab Number:** L1205880  
**Report Date:** 04/19/12

**Method Blank Analysis  
Batch Quality Control**

Analytical Method: 1,8082  
Analytical Date: 04/16/12 13:00  
Analyst: AW

Extraction Method: EPA 3540C  
Extraction Date: 04/12/12 15:55  
Cleanup Method1: EPA 3630  
Cleanup Date1: 04/13/12

Parameter	Result	Qualifier	Units	RL	MDL
PCB Congeners (NOAA List) - Mansfield Lab for sample(s): 01-20 Batch: WG528538-1					
Cl2-BZ#8	ND		ug/kg	1.33	--
Cl3-BZ#18	ND		ug/kg	1.33	--
Cl3-BZ#28	ND		ug/kg	1.33	--
Cl4-BZ#52	ND		ug/kg	1.33	--
Cl4-BZ#44	ND		ug/kg	1.33	--
Cl4-BZ#66	ND		ug/kg	1.33	--
Cl5-BZ#101	ND		ug/kg	1.33	--
Cl5-BZ#118	ND		ug/kg	1.33	--
Cl5-BZ#105	ND		ug/kg	1.33	--
Cl6-BZ#138	ND		ug/kg	1.33	--
Cl7-BZ#187	ND		ug/kg	1.33	--
Cl6-BZ#128	ND		ug/kg	1.33	--
Cl7-BZ#180	ND		ug/kg	1.33	--
Cl7-BZ#170	ND		ug/kg	1.33	--
Cl8-BZ#195	ND		ug/kg	1.33	--
Cl9-BZ#206	ND		ug/kg	1.33	--
Cl10-BZ#209	ND		ug/kg	1.33	--

Surrogate	%Recovery	Qualifier	Acceptance Criteria
DBOB	94		30-150
BZ 198	96		30-150



**Project Name:** NORTH OF WOOD ST ANNUAL SAMP**Lab Number:** L1205880**Project Number:** TO-0010-04**Report Date:** 04/19/12**Method Blank Analysis  
Batch Quality Control**Analytical Method: 1,8082  
Analytical Date: 04/16/12 13:00  
Analyst: AWExtraction Method: EPA 3540C  
Extraction Date: 04/12/12 15:55  
Cleanup Method1: EPA 3630  
Cleanup Date1: 04/13/12

Parameter	Result	Qualifier	Units	RL	MDL
PCB Congeners (NOAA List) - Mansfield Lab for sample(s): 01-20 Batch: WG528538-1					
C16-BZ#153	ND		ug/kg	1.33	--

Surrogate	%Recovery	Qualifier	Acceptance Criteria
DBOB	94		30-150
BZ 198	96		30-150

**Project Name:** NORTH OF WOOD ST ANNUAL SAMP  
**Project Number:** TO-0010-04

**Lab Number:** L1205880  
**Report Date:** 04/19/12

**Method Blank Analysis  
Batch Quality Control**

Analytical Method: 1,8082  
Analytical Date: 04/16/12 10:49  
Analyst: AW

Extraction Method: EPA 3540C  
Extraction Date: 04/12/12 15:58  
Cleanup Method1: EPA 3630  
Cleanup Date1: 04/13/12

Parameter	Result	Qualifier	Units	RL	MDL
PCB Congeners (NOAA List) - Mansfield Lab for sample(s): 21 Batch: WG528547-1					
Cl2-BZ#8	ND		ug/kg	1.33	--
Cl3-BZ#18	ND		ug/kg	1.33	--
Cl3-BZ#28	ND		ug/kg	1.33	--
Cl4-BZ#52	ND		ug/kg	1.33	--
Cl4-BZ#44	ND		ug/kg	1.33	--
Cl4-BZ#66	ND		ug/kg	1.33	--
Cl5-BZ#101	ND		ug/kg	1.33	--
Cl5-BZ#118	ND		ug/kg	1.33	--
Cl5-BZ#105	ND		ug/kg	1.33	--
Cl6-BZ#138	ND		ug/kg	1.33	--
Cl7-BZ#187	ND		ug/kg	1.33	--
Cl6-BZ#128	ND		ug/kg	1.33	--
Cl7-BZ#180	ND		ug/kg	1.33	--
Cl7-BZ#170	ND		ug/kg	1.33	--
Cl8-BZ#195	ND		ug/kg	1.33	--
Cl9-BZ#206	ND		ug/kg	1.33	--
Cl10-BZ#209	ND		ug/kg	1.33	--

Surrogate	%Recovery	Qualifier	Acceptance Criteria
DBOB	93		30-150
BZ 198	91		30-150

**Project Name:** NORTH OF WOOD ST ANNUAL SAMP  
**Project Number:** TO-0010-04

**Lab Number:** L1205880  
**Report Date:** 04/19/12

**Method Blank Analysis**  
**Batch Quality Control**

Analytical Method: 1,8082  
 Analytical Date: 04/16/12 10:49  
 Analyst: AW

Extraction Method: EPA 3540C  
 Extraction Date: 04/12/12 15:58  
 Cleanup Method1: EPA 3630  
 Cleanup Date1: 04/13/12

Parameter	Result	Qualifier	Units	RL	MDL
PCB Congeners (NOAA List) - Mansfield Lab for sample(s): 21 Batch: WG528547-1					
C16-BZ#153	ND		ug/kg	1.33	--

Surrogate	%Recovery	Qualifier	Acceptance Criteria
DBOB	93		30-150
BZ 198	91		30-150

## Matrix Spike Analysis

### Batch Quality Control

**Project Name:** NORTH OF WOOD ST ANNUAL SAMP  
**Project Number:** TO-0010-04

**Lab Number:** L1205880  
**Report Date:** 04/19/12

Parameter	Native Sample	MS Added	MS Found	MS %Recovery	Qual	MSD Found	MSD %Recovery	Qual	Recovery Limits	RPD	Qual	RPD Limits
PCB Congeners (NOAA List) - Mansfield Lab Associated sample(s): 01-20 QC Batch ID: WG528538-4 WG528538-5 QC Sample: L1205880-08 Client ID: S-12A-C007-0.0-0.5												
Cl2-BZ#8	2520	1710	3450	54		4320	106		40-140	22		30
Cl3-BZ#18	5650	1710	5290	0	Q	6620	57		40-140	22		30
Cl4-BZ#66	3550	1710	4570	60		5290	102		40-140	15		30
Cl6-BZ#138	1520	1710	2630	65		2960	85		40-140	12		30
Cl6-BZ#128	ND	1710	1690	99		1820	107		40-140	7		30
Cl7-BZ#180	ND	1710	1480	86		1620	95		40-140	9		30
Cl7-BZ#170	ND	1710	1590	93		1700	100		40-140	7		30
Cl8-BZ#195	ND	1710	1420	83		1530	90		40-140	7		30
Cl9-BZ#206	ND	1710	1560	91		1650	97		40-140	6		30
Cl10-BZ#209	ND	1710	1410	82		1480	87		40-140	5		30
Cl3-BZ#28	10700	1710	10800	6	Q	13400	159	Q	40-140	21		30
Cl4-BZ#52	10400	1710	10200	0	Q	12100	100		40-140	17		30
Cl4-BZ#44	3690	1710	4560	51		5250	92		40-140	14		30
Cl5-BZ#101	2520	1710	3420	53		3920	82		40-140	14		30
Cl5-BZ#118	1740	1710	2800	62		3160	83		40-140	12		30
Cl6-BZ#153	2120	1710	3070	55		3460	79		40-140	12		30
Cl5-BZ#105	ND	1710	1750	102		1860	109		40-140	6		30
Cl7-BZ#187	ND	1710	1770	103		1820	107		40-140	3		30

### Matrix Spike Analysis Batch Quality Control

**Project Name:** NORTH OF WOOD ST ANNUAL SAMP  
**Project Number:** TO-0010-04

**Lab Number:** L1205880  
**Report Date:** 04/19/12

Parameter	Native Sample	MS Added	MS Found	MS %Recovery	Qual	MSD Found	MSD %Recovery	Qual	Recovery Limits	RPD	Qual	RPD Limits
-----------	---------------	----------	----------	--------------	------	-----------	---------------	------	-----------------	-----	------	------------

PCB Congeners (NOAA List) - Mansfield Lab Associated sample(s): 01-20    QC Batch ID: WG528538-4    WG528538-5    QC Sample: L1205880-08    Client ID: S-12A-C007-0.0-0.5

Surrogate	MS		MSD		Acceptance Criteria
	% Recovery	Qualifier	% Recovery	Qualifier	
BZ 198	87		93		30-150
DBOB	92		106		30-150

## Lab Control Sample Analysis

### Batch Quality Control

**Project Name:** NORTH OF WOOD ST ANNUAL SAMP

**Lab Number:** L1205880

**Project Number:** TO-0010-04

**Report Date:** 04/19/12

Parameter	LCS		LCSD		%Recovery Limits	RPD	Qual	RPD Limits
	%Recovery	Qual	%Recovery	Qual				
PCB Congeners (NOAA List) - Mansfield Lab Associated sample(s): 22 Batch: WG527852-2 WG527852-3								
CI2-BZ#8	67		73		40-140	8		30
CI3-BZ#18	68		76		40-140	10		30
CI3-BZ#28	76		80		40-140	6		30
CI4-BZ#52	67		71		40-140	6		30
CI4-BZ#44	73		76		40-140	4		30
CI4-BZ#66	78		78		40-140	0		30
CI5-BZ#101	73		74		40-140	1		30
CI5-BZ#118	81		81		40-140	0		30
CI5-BZ#105	81		81		40-140	0		30
CI6-BZ#138	79		78		40-140	1		30
CI7-BZ#187	75		72		40-140	3		30
CI6-BZ#128	78		77		40-140	2		30
CI7-BZ#180	73		71		40-140	3		30
CI7-BZ#170	80		78		40-140	3		30
CI8-BZ#195	79		76		40-140	4		30
CI9-BZ#206	86		84		40-140	3		30
CI10-BZ#209	76		73		40-140	3		30

### Lab Control Sample Analysis Batch Quality Control

**Project Name:** NORTH OF WOOD ST ANNUAL SAMP  
**Project Number:** TO-0010-04

**Lab Number:** L1205880  
**Report Date:** 04/19/12

Parameter	LCS %Recovery	Qual	LCSD %Recovery	Qual	%Recovery Limits	RPD	Qual	RPD Limits
PCB Congeners (NOAA List) - Mansfield Lab Associated sample(s): 22 Batch: WG527852-2 WG527852-3								

DBOB	80	82	30-150
BZ 198	86	82	30-150

PCB Congeners (NOAA List) - Mansfield Lab Associated sample(s): 22 Batch: WG527852-2 WG527852-3								
---	--	--	--	--	--	--	--	--

Cl6-BZ#153	77	77	40-140	0	30
------------	----	----	--------	---	----

Surrogate	LCS %Recovery	Qual	LCSD %Recovery	Qual	Acceptance Criteria
DBOB	80		82		30-150
BZ 198	86		82		30-150

## Lab Control Sample Analysis

### Batch Quality Control

**Project Name:** NORTH OF WOOD ST ANNUAL SAMP

**Lab Number:** L1205880

**Project Number:** TO-0010-04

**Report Date:** 04/19/12

Parameter	LCS		LCSD		%Recovery Limits	RPD	Qual	RPD Limits
	%Recovery	Qual	%Recovery	Qual				
PCB Congeners (NOAA List) - Mansfield Lab Associated sample(s): 01-20 Batch: WG528538-2 WG528538-3								
Cl2-BZ#8	92		95		40-140	3		30
Cl3-BZ#18	97		96		40-140	1		30
Cl3-BZ#28	98		98		40-140	0		30
Cl4-BZ#52	79		94		40-140	17		30
Cl4-BZ#44	93		94		40-140	1		30
Cl4-BZ#66	91		90		40-140	1		30
Cl5-BZ#101	91		90		40-140	1		30
Cl5-BZ#118	90		91		40-140	1		30
Cl5-BZ#105	87		88		40-140	1		30
Cl6-BZ#138	89		92		40-140	3		30
Cl7-BZ#187	87		88		40-140	1		30
Cl6-BZ#128	88		88		40-140	0		30
Cl7-BZ#180	85		81		40-140	5		30
Cl7-BZ#170	88		88		40-140	0		30
Cl8-BZ#195	85		86		40-140	1		30
Cl9-BZ#206	96		94		40-140	2		30
Cl10-BZ#209	88		88		40-140	0		30



### Lab Control Sample Analysis

#### Batch Quality Control

**Project Name:** NORTH OF WOOD ST ANNUAL SAMP

**Lab Number:** L1205880

**Project Number:** TO-0010-04

**Report Date:** 04/19/12

Parameter	LCS %Recovery	Qual	LCSD %Recovery	Qual	%Recovery Limits	RPD	Qual	RPD Limits
-----------	------------------	------	-------------------	------	---------------------	-----	------	------------

PCB Congeners (NOAA List) - Mansfield Lab Associated sample(s): 01-20 Batch: WG528538-2 WG528538-3

Surrogate	LCS %Recovery	Qual	LCSD %Recovery	Qual	Acceptance Criteria
DBOB	85		78		30-150
BZ 198	92		97		30-150
DBOB	94		96		30-150
BZ 198	93		96		30-150

PCB Congeners (NOAA List) - Mansfield Lab Associated sample(s): 01-20 Batch: WG528538-2 WG528538-3

Cl6-BZ#153	87		91		40-140	4		30
------------	----	--	----	--	--------	---	--	----

Surrogate	LCS %Recovery	Qual	LCSD %Recovery	Qual	Acceptance Criteria
DBOB	85		78		30-150
BZ 198	92		97		30-150
DBOB	94		96		30-150
BZ 198	93		96		30-150

## Lab Control Sample Analysis

### Batch Quality Control

**Project Name:** NORTH OF WOOD ST ANNUAL SAMP

**Lab Number:** L1205880

**Project Number:** TO-0010-04

**Report Date:** 04/19/12

Parameter	LCS		LCSD		%Recovery Limits	RPD	Qual	RPD Limits
	%Recovery	Qual	%Recovery	Qual				
PCB Congeners (NOAA List) - Mansfield Lab Associated sample(s): 21 Batch: WG528547-2 WG528547-3								
Cl2-BZ#8	96		84		40-140	13		30
Cl3-BZ#18	98		95		40-140	3		30
Cl3-BZ#28	100		88		40-140	13		30
Cl4-BZ#52	110		94		40-140	16		30
Cl4-BZ#44	95		91		40-140	4		30
Cl4-BZ#66	94		90		40-140	4		30
Cl5-BZ#101	94		90		40-140	4		30
Cl5-BZ#118	94		92		40-140	2		30
Cl5-BZ#105	92		92		40-140	0		30
Cl6-BZ#138	92		94		40-140	2		30
Cl7-BZ#187	90		90		40-140	0		30
Cl6-BZ#128	91		91		40-140	0		30
Cl7-BZ#180	86		88		40-140	2		30
Cl7-BZ#170	91		91		40-140	0		30
Cl8-BZ#195	88		89		40-140	1		30
Cl9-BZ#206	98		99		40-140	1		30
Cl10-BZ#209	92		92		40-140	0		30

### Lab Control Sample Analysis

Batch Quality Control

**Project Name:** NORTH OF WOOD ST ANNUAL SAMP

**Lab Number:** L1205880

**Project Number:** TO-0010-04

**Report Date:** 04/19/12

Parameter	LCS %Recovery	Qual	LCSD %Recovery	Qual	%Recovery Limits	RPD	Qual	RPD Limits
PCB Congeners (NOAA List) - Mansfield Lab Associated sample(s): 21 Batch: WG528547-2 WG528547-3								

Surrogate	LCS %Recovery	Qual	LCSD %Recovery	Qual	Acceptance Criteria
BZ 198	101		98		30-150
DBOB	93		80		30-150

PCB Congeners (NOAA List) - Mansfield Lab Associated sample(s): 21 Batch: WG528547-2 WG528547-3								
---	--	--	--	--	--	--	--	--

Cl6-BZ#153	89		86		40-140	3		30
------------	----	--	----	--	--------	---	--	----

Surrogate	LCS %Recovery	Qual	LCSD %Recovery	Qual	Acceptance Criteria
BZ 198	101		98		30-150
DBOB	93		80		30-150

# **INORGANICS & MISCELLANEOUS**

**Project Name:** NORTH OF WOOD ST ANNUAL SAMP  
**Project Number:** TO-0010-04

**Lab Number:** L1205880  
**Report Date:** 04/19/12

**SAMPLE RESULTS**

**Lab ID:** L1205880-01  
**Client ID:** S-12A-C001-0.0-0.5  
**Sample Location:** NEW BEDFORD, MA  
**Matrix:** Sediment

**Date Collected:** 04/03/12 11:24  
**Date Received:** 04/05/12  
**Field Prep:** Not Specified

Parameter	Result	Qualifier	Units	RL	MDL	Dilution Factor	Date Prepared	Date Analyzed	Analytical Method	Analyst
<b>General Chemistry - Mansfield Lab</b>										
Solids, Total	95.3		%	0.100	--	1	-	04/11/12 09:15	30,2540G	KB
Solids, Total (Pre-Dried)	26.2		%	0.100	NA	1	-	04/09/12 14:00	30,2540G	KB



**Project Name:** NORTH OF WOOD ST ANNUAL SAMP  
**Project Number:** TO-0010-04

**Lab Number:** L1205880  
**Report Date:** 04/19/12

**SAMPLE RESULTS**

**Lab ID:** L1205880-02  
**Client ID:** S-12A-C001-0.0-0.5 REP  
**Sample Location:** NEW BEDFORD, MA  
**Matrix:** Sediment

**Date Collected:** 04/03/12 11:28  
**Date Received:** 04/05/12  
**Field Prep:** Not Specified

Parameter	Result	Qualifier	Units	RL	MDL	Dilution Factor	Date Prepared	Date Analyzed	Analytical Method	Analyst
<b>General Chemistry - Mansfield Lab</b>										
Solids, Total	95.9		%	0.100	--	1	-	04/11/12 09:15	30,2540G	KB
Solids, Total (Pre-Dried)	28.6		%	0.100	NA	1	-	04/09/12 14:00	30,2540G	KB



**Project Name:** NORTH OF WOOD ST ANNUAL SAMP  
**Project Number:** TO-0010-04

**Lab Number:** L1205880  
**Report Date:** 04/19/12

**SAMPLE RESULTS**

**Lab ID:** L1205880-03  
**Client ID:** S-12A-C002-0.0-0.5  
**Sample Location:** NEW BEDFORD, MA  
**Matrix:** Sediment

**Date Collected:** 04/03/12 10:47  
**Date Received:** 04/05/12  
**Field Prep:** Not Specified

Parameter	Result	Qualifier	Units	RL	MDL	Dilution Factor	Date Prepared	Date Analyzed	Analytical Method	Analyst
<b>General Chemistry - Mansfield Lab</b>										
Solids, Total	97.7		%	0.100	--	1	-	04/11/12 09:15	30,2540G	KB
Solids, Total (Pre-Dried)	43.0		%	0.100	NA	1	-	04/09/12 14:00	30,2540G	KB



**Project Name:** NORTH OF WOOD ST ANNUAL SAMP  
**Project Number:** TO-0010-04

**Lab Number:** L1205880  
**Report Date:** 04/19/12

**SAMPLE RESULTS**

**Lab ID:** L1205880-04  
**Client ID:** S-12A-C003-0.0-0.5  
**Sample Location:** NEW BEDFORD, MA  
**Matrix:** Sediment

**Date Collected:** 04/03/12 10:11  
**Date Received:** 04/05/12  
**Field Prep:** Not Specified

Parameter	Result	Qualifier	Units	RL	MDL	Dilution Factor	Date Prepared	Date Analyzed	Analytical Method	Analyst
<b>General Chemistry - Mansfield Lab</b>										
Solids, Total	99.4		%	0.100	--	1	-	04/11/12 09:15	30,2540G	KB
Solids, Total (Pre-Dried)	73.2		%	0.100	NA	1	-	04/09/12 14:00	30,2540G	KB





**Project Name:** NORTH OF WOOD ST ANNUAL SAMP  
**Project Number:** TO-0010-04

**Lab Number:** L1205880  
**Report Date:** 04/19/12

**SAMPLE RESULTS**

**Lab ID:** L1205880-05  
**Client ID:** S-12A-C004-0.0-0.5  
**Sample Location:** NEW BEDFORD, MA  
**Matrix:** Sediment

**Date Collected:** 04/03/12 11:03  
**Date Received:** 04/05/12  
**Field Prep:** Not Specified

Parameter	Result	Qualifier	Units	RL	MDL	Dilution Factor	Date Prepared	Date Analyzed	Analytical Method	Analyst
<b>General Chemistry - Mansfield Lab</b>										
Solids, Total	98.3		%	0.100	--	1	-	04/11/12 09:15	30,2540G	KB
Solids, Total (Pre-Dried)	55.9		%	0.100	NA	1	-	04/09/12 14:00	30,2540G	KB



**Project Name:** NORTH OF WOOD ST ANNUAL SAMP  
**Project Number:** TO-0010-04

**Lab Number:** L1205880  
**Report Date:** 04/19/12

**SAMPLE RESULTS**

**Lab ID:** L1205880-06  
**Client ID:** S-12A-C005-0.0-0.5  
**Sample Location:** NEW BEDFORD, MA  
**Matrix:** Sediment

**Date Collected:** 04/03/12 11:11  
**Date Received:** 04/05/12  
**Field Prep:** Not Specified

Parameter	Result	Qualifier	Units	RL	MDL	Dilution Factor	Date Prepared	Date Analyzed	Analytical Method	Analyst
<b>General Chemistry - Mansfield Lab</b>										
Solids, Total	97.7		%	0.100	--	1	-	04/11/12 09:15	30,2540G	KB
Solids, Total (Pre-Dried)	45.5		%	0.100	NA	1	-	04/09/12 14:00	30,2540G	KB



**Project Name:** NORTH OF WOOD ST ANNUAL SAMP  
**Project Number:** TO-0010-04

**Lab Number:** L1205880  
**Report Date:** 04/19/12

**SAMPLE RESULTS**

**Lab ID:** L1205880-07  
**Client ID:** S-12A-C006-0.0-0.5  
**Sample Location:** NEW BEDFORD, MA  
**Matrix:** Sediment

**Date Collected:** 04/03/12 11:45  
**Date Received:** 04/05/12  
**Field Prep:** Not Specified

Parameter	Result	Qualifier	Units	RL	MDL	Dilution Factor	Date Prepared	Date Analyzed	Analytical Method	Analyst
<b>General Chemistry - Mansfield Lab</b>										
Solids, Total	99.3		%	0.100	--	1	-	04/11/12 09:15	30,2540G	KB
Solids, Total (Pre-Dried)	64.2		%	0.100	NA	1	-	04/09/12 14:00	30,2540G	KB



**Project Name:** NORTH OF WOOD ST ANNUAL SAMP  
**Project Number:** TO-0010-04

**Lab Number:** L1205880  
**Report Date:** 04/19/12

**SAMPLE RESULTS**

**Lab ID:** L1205880-08  
**Client ID:** S-12A-C007-0.0-0.5  
**Sample Location:** NEW BEDFORD, MA  
**Matrix:** Sediment

**Date Collected:** 04/03/12 11:58  
**Date Received:** 04/05/12  
**Field Prep:** Not Specified

Parameter	Result	Qualifier	Units	RL	MDL	Dilution Factor	Date Prepared	Date Analyzed	Analytical Method	Analyst
<b>General Chemistry - Mansfield Lab</b>										
Solids, Total	96.0		%	0.100	--	1	-	04/11/12 09:15	30,2540G	KB
Solids, Total (Pre-Dried)	35.6		%	0.100	NA	1	-	04/09/12 14:00	30,2540G	KB



**Project Name:** NORTH OF WOOD ST ANNUAL SAMP  
**Project Number:** TO-0010-04

**Lab Number:** L1205880  
**Report Date:** 04/19/12

**SAMPLE RESULTS**

**Lab ID:** L1205880-09  
**Client ID:** S-12A-C008-0.0-0.5  
**Sample Location:** NEW BEDFORD, MA  
**Matrix:** Sediment

**Date Collected:** 04/03/12 12:09  
**Date Received:** 04/05/12  
**Field Prep:** Not Specified

Parameter	Result	Qualifier	Units	RL	MDL	Dilution Factor	Date Prepared	Date Analyzed	Analytical Method	Analyst
<b>General Chemistry - Mansfield Lab</b>										
Solids, Total	93.6		%	0.100	--	1	-	04/11/12 09:15	30,2540G	KB
Solids, Total (Pre-Dried)	50.2		%	0.100	NA	1	-	04/09/12 14:00	30,2540G	KB



**Project Name:** NORTH OF WOOD ST ANNUAL SAMP  
**Project Number:** TO-0010-04

**Lab Number:** L1205880  
**Report Date:** 04/19/12

**SAMPLE RESULTS**

**Lab ID:** L1205880-10  
**Client ID:** S-12A-C009-0.0-0.5  
**Sample Location:** NEW BEDFORD, MA  
**Matrix:** Sediment

**Date Collected:** 04/03/12 12:20  
**Date Received:** 04/05/12  
**Field Prep:** Not Specified

Parameter	Result	Qualifier	Units	RL	MDL	Dilution Factor	Date Prepared	Date Analyzed	Analytical Method	Analyst
<b>General Chemistry - Mansfield Lab</b>										
Solids, Total	98.4		%	0.100	--	1	-	04/11/12 09:15	30,2540G	KB
Solids, Total (Pre-Dried)	51.3		%	0.100	NA	1	-	04/09/12 14:00	30,2540G	KB



**Project Name:** NORTH OF WOOD ST ANNUAL SAMP  
**Project Number:** TO-0010-04

**Lab Number:** L1205880  
**Report Date:** 04/19/12

**SAMPLE RESULTS**

**Lab ID:** L1205880-11  
**Client ID:** S-12A-C010-0.0-0.5  
**Sample Location:** NEW BEDFORD, MA  
**Matrix:** Sediment

**Date Collected:** 04/03/12 12:30  
**Date Received:** 04/05/12  
**Field Prep:** Not Specified

Parameter	Result	Qualifier	Units	RL	MDL	Dilution Factor	Date Prepared	Date Analyzed	Analytical Method	Analyst
<b>General Chemistry - Mansfield Lab</b>										
Solids, Total	98.6		%	0.100	--	1	-	04/11/12 09:39	30,2540G	KB
Solids, Total (Pre-Dried)	57.4		%	0.100	NA	1	-	04/09/12 14:15	30,2540G	KB



**Project Name:** NORTH OF WOOD ST ANNUAL SAMP  
**Project Number:** TO-0010-04

**Lab Number:** L1205880  
**Report Date:** 04/19/12

**SAMPLE RESULTS**

**Lab ID:** L1205880-12  
**Client ID:** S-12A-C011-0.0-0.5  
**Sample Location:** NEW BEDFORD, MA  
**Matrix:** Sediment

**Date Collected:** 04/04/12 10:15  
**Date Received:** 04/05/12  
**Field Prep:** Not Specified

Parameter	Result	Qualifier	Units	RL	MDL	Dilution Factor	Date Prepared	Date Analyzed	Analytical Method	Analyst
<b>General Chemistry - Mansfield Lab</b>										
Solids, Total	98.5		%	0.100	--	1	-	04/11/12 09:39	30,2540G	KB
Solids, Total (Pre-Dried)	72.3		%	0.100	NA	1	-	04/09/12 14:15	30,2540G	KB





**Project Name:** NORTH OF WOOD ST ANNUAL SAMP  
**Project Number:** TO-0010-04

**Lab Number:** L1205880  
**Report Date:** 04/19/12

**SAMPLE RESULTS**

**Lab ID:** L1205880-13  
**Client ID:** S-12A-C012-0.0-0.5  
**Sample Location:** NEW BEDFORD, MA  
**Matrix:** Sediment

**Date Collected:** 04/04/12 10:30  
**Date Received:** 04/05/12  
**Field Prep:** Not Specified

Parameter	Result	Qualifier	Units	RL	MDL	Dilution Factor	Date Prepared	Date Analyzed	Analytical Method	Analyst
<b>General Chemistry - Mansfield Lab</b>										
Solids, Total	99.3		%	0.100	--	1	-	04/11/12 09:39	30,2540G	KB
Solids, Total (Pre-Dried)	78.6		%	0.100	NA	1	-	04/09/12 14:15	30,2540G	KB



**Project Name:** NORTH OF WOOD ST ANNUAL SAMP  
**Project Number:** TO-0010-04

**Lab Number:** L1205880  
**Report Date:** 04/19/12

**SAMPLE RESULTS**

**Lab ID:** L1205880-14  
**Client ID:** S-12A-C013-0.0-0.5  
**Sample Location:** NEW BEDFORD, MA  
**Matrix:** Sediment

**Date Collected:** 04/04/12 10:40  
**Date Received:** 04/05/12  
**Field Prep:** Not Specified

Parameter	Result	Qualifier	Units	RL	MDL	Dilution Factor	Date Prepared	Date Analyzed	Analytical Method	Analyst
<b>General Chemistry - Mansfield Lab</b>										
Solids, Total	98.8		%	0.100	--	1	-	04/11/12 09:39	30,2540G	KB
Solids, Total (Pre-Dried)	80.7		%	0.100	NA	1	-	04/09/12 14:15	30,2540G	KB



**Project Name:** NORTH OF WOOD ST ANNUAL SAMP  
**Project Number:** TO-0010-04

**Lab Number:** L1205880  
**Report Date:** 04/19/12

**SAMPLE RESULTS**

**Lab ID:** L1205880-15  
**Client ID:** S-12A-C014-0.0-0.5  
**Sample Location:** NEW BEDFORD, MA  
**Matrix:** Sediment

**Date Collected:** 04/04/12 11:00  
**Date Received:** 04/05/12  
**Field Prep:** Not Specified

Parameter	Result	Qualifier	Units	RL	MDL	Dilution Factor	Date Prepared	Date Analyzed	Analytical Method	Analyst
<b>General Chemistry - Mansfield Lab</b>										
Solids, Total	99.4		%	0.100	--	1	-	04/11/12 09:39	30,2540G	KB
Solids, Total (Pre-Dried)	79.0		%	0.100	NA	1	-	04/09/12 14:15	30,2540G	KB



**Project Name:** NORTH OF WOOD ST ANNUAL SAMP  
**Project Number:** TO-0010-04

**Lab Number:** L1205880  
**Report Date:** 04/19/12

**SAMPLE RESULTS**

**Lab ID:** L1205880-16  
**Client ID:** S-12A-C015-0.0-0.5  
**Sample Location:** NEW BEDFORD, MA  
**Matrix:** Sediment

**Date Collected:** 04/04/12 11:15  
**Date Received:** 04/05/12  
**Field Prep:** Not Specified

Parameter	Result	Qualifier	Units	RL	MDL	Dilution Factor	Date Prepared	Date Analyzed	Analytical Method	Analyst
<b>General Chemistry - Mansfield Lab</b>										
Solids, Total	99.1		%	0.100	--	1	-	04/11/12 09:39	30,2540G	KB
Solids, Total (Pre-Dried)	79.5		%	0.100	NA	1	-	04/09/12 14:15	30,2540G	KB



**Project Name:** NORTH OF WOOD ST ANNUAL SAMP  
**Project Number:** TO-0010-04

**Lab Number:** L1205880  
**Report Date:** 04/19/12

**SAMPLE RESULTS**

**Lab ID:** L1205880-17  
**Client ID:** S-12A-C016-0.0-0.5  
**Sample Location:** NEW BEDFORD, MA  
**Matrix:** Sediment

**Date Collected:** 04/04/12 11:30  
**Date Received:** 04/05/12  
**Field Prep:** Not Specified

Parameter	Result	Qualifier	Units	RL	MDL	Dilution Factor	Date Prepared	Date Analyzed	Analytical Method	Analyst
<b>General Chemistry - Mansfield Lab</b>										
Solids, Total	99.1		%	0.100	--	1	-	04/11/12 09:39	30,2540G	KB
Solids, Total (Pre-Dried)	74.3		%	0.100	NA	1	-	04/09/12 14:15	30,2540G	KB



**Project Name:** NORTH OF WOOD ST ANNUAL SAMP  
**Project Number:** TO-0010-04

**Lab Number:** L1205880  
**Report Date:** 04/19/12

**SAMPLE RESULTS**

**Lab ID:** L1205880-18  
**Client ID:** S-12A-C017-0.0-0.5  
**Sample Location:** NEW BEDFORD, MA  
**Matrix:** Sediment

**Date Collected:** 04/04/12 13:15  
**Date Received:** 04/05/12  
**Field Prep:** Not Specified

Parameter	Result	Qualifier	Units	RL	MDL	Dilution Factor	Date Prepared	Date Analyzed	Analytical Method	Analyst
<b>General Chemistry - Mansfield Lab</b>										
Solids, Total	98.7		%	0.100	--	1	-	04/11/12 09:39	30,2540G	KB
Solids, Total (Pre-Dried)	64.0		%	0.100	NA	1	-	04/09/12 14:15	30,2540G	KB



**Project Name:** NORTH OF WOOD ST ANNUAL SAMP  
**Project Number:** TO-0010-04

**Lab Number:** L1205880  
**Report Date:** 04/19/12

**SAMPLE RESULTS**

**Lab ID:** L1205880-19  
**Client ID:** S-12A-C018-0.0-0.5  
**Sample Location:** NEW BEDFORD, MA  
**Matrix:** Sediment

**Date Collected:** 04/04/12 13:25  
**Date Received:** 04/05/12  
**Field Prep:** Not Specified

Parameter	Result	Qualifier	Units	RL	MDL	Dilution Factor	Date Prepared	Date Analyzed	Analytical Method	Analyst
<b>General Chemistry - Mansfield Lab</b>										
Solids, Total	99.4		%	0.100	--	1	-	04/11/12 09:39	30,2540G	KB
Solids, Total (Pre-Dried)	66.3		%	0.100	NA	1	-	04/09/12 14:15	30,2540G	KB



**Project Name:** NORTH OF WOOD ST ANNUAL SAMP  
**Project Number:** TO-0010-04

**Lab Number:** L1205880  
**Report Date:** 04/19/12

**SAMPLE RESULTS**

**Lab ID:** L1205880-20  
**Client ID:** S-12A-C019-0.0-0.5  
**Sample Location:** NEW BEDFORD, MA  
**Matrix:** Sediment

**Date Collected:** 04/04/12 13:40  
**Date Received:** 04/05/12  
**Field Prep:** Not Specified

Parameter	Result	Qualifier	Units	RL	MDL	Dilution Factor	Date Prepared	Date Analyzed	Analytical Method	Analyst
<b>General Chemistry - Mansfield Lab</b>										
Solids, Total	99.1		%	0.100	--	1	-	04/11/12 09:39	30,2540G	KB
Solids, Total (Pre-Dried)	70.6		%	0.100	NA	1	-	04/09/12 14:15	30,2540G	KB





**Project Name:** NORTH OF WOOD ST ANNUAL SAMP  
**Project Number:** TO-0010-04

**Lab Number:** L1205880  
**Report Date:** 04/19/12

**SAMPLE RESULTS**

**Lab ID:** L1205880-21  
**Client ID:** S-12A-C020-0.0-0.5  
**Sample Location:** NEW BEDFORD, MA  
**Matrix:** Sediment

**Date Collected:** 04/04/12 14:15  
**Date Received:** 04/05/12  
**Field Prep:** Not Specified

Parameter	Result	Qualifier	Units	RL	MDL	Dilution Factor	Date Prepared	Date Analyzed	Analytical Method	Analyst
<b>General Chemistry - Mansfield Lab</b>										
Solids, Total	99.4		%	0.100	--	1	-	04/11/12 09:39	30,2540G	KB
Solids, Total (Pre-Dried)	80.7		%	0.100	NA	1	-	04/09/12 14:15	30,2540G	KB



### Lab Duplicate Analysis Batch Quality Control

**Project Name:** NORTH OF WOOD ST ANNUAL SAMP  
**Project Number:** TO-0010-04

**Lab Number:** L1205880  
**Report Date:** 04/19/12

Parameter	Native Sample	Duplicate Sample	Units	RPD	Qual	RPD Limits
General Chemistry - Mansfield Lab Associated sample(s): 01-10 QC Batch ID: WG528436-1 QC Sample: L1205880-08 Client ID: S-12A-C007-0.0-0.5						
Solids, Total	96.0	95.6	%	0		20
General Chemistry - Mansfield Lab Associated sample(s): 11-21 QC Batch ID: WG528441-1 QC Sample: L1205880-11 Client ID: S-12A-C010-0.0-0.5						
Solids, Total	98.6	98.6	%	0		20



**Project Name:** NORTH OF WOOD ST ANNUAL SAMP  
**Project Number:** TO-0010-04

**Lab Number:** L1205880  
**Report Date:** 04/19/12

### Sample Receipt and Container Information

Were project specific reporting limits specified? YES

Reagent H2O Preserved Vials Frozen on: NA

#### Cooler Information Custody Seal

##### Cooler

A Absent  
 B Absent

#### Container Information

Container ID	Container Type	Cooler	pH	Temp deg C	Pres	Seal	Analysis(*)
L1205880-01A	Glass 250ml unpreserved	A	N/A	2.3	Y	Absent	A2-TS(7),A2-PCBCONG-8082-NOAA(14),A2-TS-PREDRIED(7)
L1205880-02A	Glass 250ml unpreserved	A	N/A	2.3	Y	Absent	A2-TS(7),A2-PCBCONG-8082-NOAA(14),A2-TS-PREDRIED(7)
L1205880-03A	Glass 250ml unpreserved	A	N/A	2.3	Y	Absent	A2-TS(7),A2-PCBCONG-8082-NOAA(14),A2-TS-PREDRIED(7)
L1205880-04A	Glass 250ml unpreserved	A	N/A	2.3	Y	Absent	A2-TS(7),A2-PCBCONG-8082-NOAA(14),A2-TS-PREDRIED(7)
L1205880-05A	Glass 250ml unpreserved	A	N/A	2.3	Y	Absent	A2-TS(7),A2-PCBCONG-8082-NOAA(14),A2-TS-PREDRIED(7)
L1205880-06A	Glass 250ml unpreserved	A	N/A	2.3	Y	Absent	A2-TS(7),A2-PCBCONG-8082-NOAA(14),A2-TS-PREDRIED(7)
L1205880-07A	Glass 250ml unpreserved	A	N/A	2.3	Y	Absent	A2-TS(7),A2-PCBCONG-8082-NOAA(14),A2-TS-PREDRIED(7)
L1205880-08A	Glass 250ml unpreserved	A	N/A	2.3	Y	Absent	A2-TS(7),A2-PCBCONG-8082-NOAA(14),A2-TS-PREDRIED(7)
L1205880-08B	Glass 250ml unpreserved	A	NA	2.3	Y	Absent	A2-TS(7),A2-PCBCONG-8082-NOAA(14),A2-TS-PREDRIED(7)
L1205880-09A	Glass 250ml unpreserved	A	N/A	2.3	Y	Absent	A2-TS(7),A2-PCBCONG-8082-NOAA(14),A2-TS-PREDRIED(7)
L1205880-10A	Glass 250ml unpreserved	A	N/A	2.3	Y	Absent	A2-TS(7),A2-PCBCONG-8082-NOAA(14),A2-TS-PREDRIED(7)
L1205880-11A	Glass 250ml unpreserved	A	N/A	2.3	Y	Absent	A2-TS(7),A2-PCBCONG-8082-NOAA(14),A2-TS-PREDRIED(7)
L1205880-12A	Glass 250ml unpreserved	A	N/A	2.3	Y	Absent	A2-TS(7),A2-PCBCONG-8082-NOAA(14),A2-TS-PREDRIED(7)
L1205880-13A	Glass 250ml unpreserved	A	N/A	2.3	Y	Absent	A2-TS(7),A2-PCBCONG-8082-NOAA(14),A2-TS-PREDRIED(7)
L1205880-14A	Glass 250ml unpreserved	A	N/A	2.3	Y	Absent	A2-TS(7),A2-PCBCONG-8082-NOAA(14),A2-TS-PREDRIED(7)
L1205880-15A	Glass 250ml unpreserved	A	N/A	2.3	Y	Absent	A2-TS(7),A2-PCBCONG-8082-NOAA(14),A2-TS-PREDRIED(7)
L1205880-16A	Glass 250ml unpreserved	A	N/A	2.3	Y	Absent	A2-TS(7),A2-PCBCONG-8082-NOAA(14),A2-TS-PREDRIED(7)
L1205880-17A	Glass 250ml unpreserved	A	N/A	2.3	Y	Absent	A2-TS(7),A2-PCBCONG-8082-NOAA(14),A2-TS-PREDRIED(7)

\*Values in parentheses indicate holding time in days

**Project Name:** NORTH OF WOOD ST ANNUAL SAMP  
**Project Number:** TO-0010-04

**Lab Number:** L1205880  
**Report Date:** 04/19/12

### Container Information

Container ID	Container Type	Cooler	pH	Temp deg C	Pres	Seal	Analysis(*)
L1205880-18A	Glass 250ml unpreserved	A	N/A	2.3	Y	Absent	A2-TS(7),A2-PCBCONG-8082-NOAA(14),A2-TS-PREDRIED(7)
L1205880-19A	Glass 250ml unpreserved	A	N/A	2.3	Y	Absent	A2-TS(7),A2-PCBCONG-8082-NOAA(14),A2-TS-PREDRIED(7)
L1205880-20A	Glass 250ml unpreserved	A	N/A	2.3	Y	Absent	A2-TS(7),A2-PCBCONG-8082-NOAA(14),A2-TS-PREDRIED(7)
L1205880-21A	Glass 250ml unpreserved	A	N/A	2.3	Y	Absent	A2-TS(7),A2-PCBCONG-8082-NOAA(14),A2-TS-PREDRIED(7)
L1205880-22A	Amber 1000ml unpreserved	A	7	2.3	Y	Absent	A2-PCBCONG-8082-NOAA(7)

### Container Comments

L1205880-01A	INTO NOAA4
L1205880-02A	INTO NOAA4
L1205880-03A	INTO NOAA4
L1205880-04A	INTO NOAA4
L1205880-05A	INTO NOAA4
L1205880-06A	INTO NOAA4
L1205880-07A	INTO NOAA4
L1205880-08A	INTO NOAA4
L1205880-08B	INTO NOAA4
L1205880-09A	INTO NOAA4
L1205880-10A	INTO NOAA4
L1205880-11A	INTO NOAA4
L1205880-12A	INTO NOAA4
L1205880-13A	INTO NOAA4
L1205880-14A	INTO NOAA4
L1205880-15A	INTO NOAA4
L1205880-16A	INTO NOAA4
L1205880-17A	INTO NOAA4
L1205880-18A	INTO NOAA4
L1205880-19A	INTO NOAA4
L1205880-20A	INTO NOAA4
L1205880-21A	INTO NOAA4

\*Values in parentheses indicate holding time in days



**Project Name:** NORTH OF WOOD ST ANNUAL SAMP  
**Project Number:** TO-0010-04

**Lab Number:** L1205880  
**Report Date:** 04/19/12

## GLOSSARY

### Acronyms

EPA	- Environmental Protection Agency.
LCS	- Laboratory Control Sample: A sample matrix, free from the analytes of interest, spiked with verified known amounts of analytes or a material containing known and verified amounts of analytes.
LCSD	- Laboratory Control Sample Duplicate: Refer to LCS.
LFB	- Laboratory Fortified Blank: A sample matrix, free from the analytes of interest, spiked with verified known amounts of analytes or a material containing known and verified amounts of analytes.
MDL	- Method Detection Limit: This value represents the level to which target analyte concentrations are reported as estimated values, when those target analyte concentrations are quantified below the reporting limit (RL). The MDL includes any adjustments from dilutions, concentrations or moisture content, where applicable.
MS	- Matrix Spike Sample: A sample prepared by adding a known mass of target analyte to a specified amount of matrix sample for which an independent estimate of target analyte concentration is available.
MSD	- Matrix Spike Sample Duplicate: Refer to MS.
NA	- Not Applicable.
NC	- Not Calculated: Term is utilized when one or more of the results utilized in the calculation are non-detect at the parameter's reporting unit.
NI	- Not Ignitable.
RL	- Reporting Limit: The value at which an instrument can accurately measure an analyte at a specific concentration. The RL includes any adjustments from dilutions, concentrations or moisture content, where applicable.
RPD	- Relative Percent Difference: The results from matrix and/or matrix spike duplicates are primarily designed to assess the precision of analytical results in a given matrix and are expressed as relative percent difference (RPD). Values which are less than five times the reporting limit for any individual parameter are evaluated by utilizing the absolute difference between the values; although the RPD value will be provided in the report.
SRM	- Standard Reference Material: A reference sample of a known or certified value that is of the same or similar matrix as the associated field samples.

### Footnotes

- 1 - The reference for this analyte should be considered modified since this analyte is absent from the target analyte list of the original method.

### Terms

Analytical Method: Both the document from which the method originates and the analytical reference method. (Example: EPA 8260B is shown as 1,8260B.) The codes for the reference method documents are provided in the References section of the Addendum.

### Data Qualifiers

- |           |   |
|-----------|---|
| <b>A</b>  | - Spectra identified as "Aldol Condensation Product".   |
| <b>B</b>  | - The analyte was detected above the reporting limit in the associated method blank. Flag only applies to associated field samples that have detectable concentrations of the analyte at less than five times (5x) the concentration found in the blank. For MCP-related projects, flag only applies to associated field samples that have detectable concentrations of the analyte at less than ten times (10x) the concentration found in the blank. For DOD-related projects, flag only applies to associated field samples that have detectable concentrations of the analyte at less than ten times (10x) the concentration found in the blank AND the analyte was detected above one-half the reporting limit (or above the reporting limit for common lab contaminants) in the associated method blank. For NJ-Air-related projects, flag only applies to associated field samples that have detectable concentrations of the analyte above the reporting limit. |
| <b>C</b>  | - Co-elution: The target analyte co-elutes with a known lab standard (i.e. surrogate, internal standards, etc.) for co-extracted analyses.  |
| <b>D</b>  | - Concentration of analyte was quantified from diluted analysis. Flag only applies to field samples that have detectable concentrations of the analyte.   |
| <b>E</b>  | - Concentration of analyte exceeds the range of the calibration curve and/or linear range of the instrument.  |
| <b>G</b>  | - The concentration may be biased high due to matrix interferences (i.e. co-elution) with non-target compound(s). The result should be considered estimated.  |
| <b>H</b>  | - The analysis of pH was performed beyond the regulatory-required holding time of 15 minutes from the time of sample collection.  |
| <b>I</b>  | - The RPD between the results for the two columns exceeds the method-specified criteria; however, the lower value has been reported due to obvious interference.  |
| <b>M</b>  | - Reporting Limit (RL) exceeds the MCP CAM Reporting Limit for this analyte.  |
| <b>NJ</b> | - Presumptive evidence of compound. This represents an estimated concentration for Tentatively Identified Compounds (TICs), where the identification is based on a mass spectral library search.  |

Report Format: Data Usability Report



**Project Name:** NORTH OF WOOD ST ANNUAL SAMP  
**Project Number:** TO-0010-04

**Lab Number:** L1205880  
**Report Date:** 04/19/12

**Data Qualifiers**

- P** - The RPD between the results for the two columns exceeds the method-specified criteria.
- Q** - The quality control sample exceeds the associated acceptance criteria. For DOD-related projects, LCS and/or Continuing Calibration Standard exceedences are also qualified on all associated sample results. Note: This flag is not applicable for matrix spike recoveries when the sample concentration is greater than 4x the spike added or for batch duplicate RPD when the sample concentrations are less than 5x the RL. (Metals only.)
- R** - Analytical results are from sample re-analysis.
- RE** - Analytical results are from sample re-extraction.
- J** - Estimated value. This represents an estimated concentration for Tentatively Identified Compounds (TICs).
- ND** - Not detected at the reporting limit (RL) for the sample.

**Project Name:** NORTH OF WOOD ST ANNUAL SAMP  
**Project Number:** TO-0010-04

**Lab Number:** L1205880  
**Report Date:** 04/19/12

## REFERENCES

- 1 Test Methods for Evaluating Solid Waste: Physical/Chemical Methods. EPA SW-846. Third Edition. Updates I - IIIA, 1997.
- 30 Standard Methods for the Examination of Water and Wastewater. APHA-AWWA-WPCF. 18th Edition. 1992.

## LIMITATION OF LIABILITIES

Alpha Analytical performs services with reasonable care and diligence normal to the analytical testing laboratory industry. In the event of an error, the sole and exclusive responsibility of Alpha Analytical shall be to re-perform the work at it's own expense. In no event shall Alpha Analytical be held liable for any incidental, consequential or special damages, including but not limited to, damages in any way connected with the use of, interpretation of, information or analysis provided by Alpha Analytical.

We strongly urge our clients to comply with EPA protocol regarding sample volume, preservation, cooling, containers, sampling procedures, holding time and splitting of samples in the field.



## Certificate/Approval Program Summary

Last revised January 30, 2012 – Mansfield Facility

The following list includes only those analytes/methods for which certification/approval is currently held. For a complete listing of analytes for the referenced methods, please contact your Alpha Customer Service Representative.

### **Connecticut Department of Public Health Certificate/Lab ID: PH-0141.**

*Wastewater/Non-Potable Water* (Inorganic Parameters: pH, Turbidity, Conductivity, Alkalinity, Aluminum, Antimony, Arsenic, Barium, Beryllium, Boron, Cadmium, Calcium, Chromium, Cobalt, Copper, Iron, Lead, Magnesium, Manganese, Mercury, Molybdenum, Nickel, Potassium, Selenium, Silver, Sodium, Strontium, Thallium, Tin, Vanadium, Zinc, Total Residue (Solids), Total Suspended Solids (non-filterable), Total Cyanide. Organic Parameters: PCBs, Organochlorine Pesticides, Technical Chlordane, Toxaphene, Acid Extractables, Benzidines, Phthalate Esters, Nitrosamines, Nitroaromatics & Isophorone, PAHs, Haloethers, Chlorinated Hydrocarbons, Volatile Organics.)

*Solid Waste/Soil* (Inorganic Parameters: pH, Aluminum, Antimony, Arsenic, Barium, Beryllium, Cadmium, Calcium, Chromium, Hexavalent Chromium, Cobalt, Copper, Iron, Lead, Magnesium, Manganese, Mercury, Molybdenum, Nickel, Potassium, Selenium, Silver, Sodium, Thallium, Vanadium, Zinc, Total Organic Carbon, Total Cyanide, Corrosivity, TCLP 1311. Organic Parameters: PCBs, Organochlorine Pesticides, Technical Chlordane, Toxaphene, Volatile Organics, Acid Extractables, Benzidines, Phthalates, Nitrosamines, Nitroaromatics & Cyclic Ketones, PAHs, Haloethers, Chlorinated Hydrocarbons.)

### **Florida Department of Health Certificate/Lab ID: E87814. *NELAP Accredited.***

*Non-Potable Water* (Inorganic Parameters: SM2320B, SM2540D, SM2540G.)

*Solid & Chemical Materials* (Inorganic Parameters: 6020, 7470, 7471, 9045. Organic Parameters: EPA 8260, 8270, 8082, 8081.)

*Air & Emissions* (EPA TO-15.)

### **Louisiana Department of Environmental Quality Certificate/Lab ID: 03090. *NELAP Accredited.***

*Non-Potable Water* (Inorganic Parameters: EPA 180.1, 245.7, 1631E, 3020, 6020A, 7470A, 9040, 9050A, SM2320B, 2540D, 2540G, 4500H-B, Organic Parameters: EPA 3510C, 3580A, 3630C, 3640A, 3660B, 3665A, 5030B, 8015D, 3570, 8081B, 8082A, 8260B, 8270C, 8270D.)

*Solid & Chemical Materials* (Inorganic Parameters: EPA 1311, 3050, 3051A, 3060A, 6020A, 7196A, 7470A, 7471B, 7474, 9040B, 9045C, 9060. Organic Parameters: EPA 3540C, 3570B, 3580A, 3630C, 3640A, 3660, 3665A, 5035, 8015D, 8081B, 8082A, 8260B, 8270C, 8270D.)

*Biological Tissue* (Inorganic Parameters: EPA 6020A. Organic Parameters: EPA 3570, 3510C, 3610B, 3630C, 3640A, 8270C, 8270D.)

*Air & Emissions* (EPA TO-15.)

### **New Hampshire Department of Environmental Services Certificate/Lab ID: 2206. *NELAP Accredited.***

*Non-Potable Water* (Inorganic Parameters: EPA 245.7, 1631E, 6020A, 7470A, 9040B, 9050A, SM2540D, 2540G, 4500H+B, 2320B. Organic Parameters: EPA 8081B, 8082A, 8260B, 8270C, 8015D.)

*Solid & Chemical Materials* (Inorganic Parameters: SW-846 1311, 1312, 3050B, 3051A, 3060A, 6020A, 7471A, 9040B, 9045C, 7196A. Organic Parameters: SW-846 3540C, 3580A, 3630C, 3640A, 3660B, 3665A, 5035, 8260B, 8270C, 8015D, 8082A, 8081B.)

### **New Jersey Department of Environmental Protection Certificate/Lab ID: MA015. *NELAP Accredited.***

*Non-Potable Water* (Inorganic Parameters: SW-846 1312, 3010, 3020A, SM2320B, SM2540D, 2540G, EPA 180.1, 1631E, SW-846 7470A, 9040B, 6020, 9050A. Organic Parameters: SW-846 3510C, 3580A, 5030B, 5035L, 5035H, 3630C, 3640A, 3660B, 3665A, 8015B 8081A, 8082, 8260B, 8270C)



*Solid & Chemical Materials* (Inorganic Parameters: SW-846 6020, 1311, 1312, 3050B, 3051, 3060A, 7196A, 7470A, 7471A, 7474, 9040B, 9045C, 9060. Organic Parameters: SW-846 3540C, 3570, 3580A, 5030B, 5035L, 5035H, 3630C, 3640A, 3660B, 3665A, 8081A, 8082, 8260B, 8270C, 8015B.)

*Atmospheric Organic Parameters* (EPA TO-15)

*Biological Tissue* (Inorganic Parameters: SW-846 6020 Organic Parameters: SW-846 8270C, 3510C, 3570, 3610C, 3630C, 3640A)

**New York Department of Health** Certificate/Lab ID: 11627. **NELAP Accredited.**

*Non-Potable Water* (Inorganic Parameters: SM2320B, SM2540D, EPA 200.8, 6020, 1631E, 245.1, 245.7, 7470A, 9014, 9040B, 9050, 120.1, 4500CN-E, 4500H-B, EPA 376.2, 180.1, 3020A. Organic Parameters: EPA 8260B, 8270C, 8081A, 8082, 3510C, 5030B.)

*Solid & Hazardous Waste* (Inorganic Parameters: EPA 6020, 7196A, 3060A, 7471A, 7474, 9014, 9040B, 9045C, 9010B. Organic Parameters: EPA 8260B, 8270C, 8081A, DRO 8015B, 8082, 1311, 1312, 3050B, 3580, 3570, 3051, 5035, 5030B.)

*Air & Emissions* (EPA TO-15.)

**Pennsylvania** Certificate/Lab ID: 68-02089 **NELAP Accredited**

*Solid & Hazardous Waste* (Inorganic Parameters: EPA 6020A, 7471B, 7474. Organic Parameters: EPA 3050B, 3540C, 3630C, 8270C, 8081B, 8082A.)

**Rhode Island Department of Health** Certificate/Lab ID: LAO00299. **NELAP Accredited via LA-DEQ.**

Refer to LA-DEQ Certificate for Non-Potable Water.

**Texas Commission of Environmental Quality** Certificate/Lab ID: T104704419-08-TX. **NELAP Accredited.**

*Solid & Chemical Materials* (Inorganic Parameters: EPA 6020, 7470, 7471, 1311, 7196, 9040, 9045, 9060. Organic Parameters: EPA 8015, 8270, 8260, 8081, 8082.)

*Air* (Organic Parameters: EPA TO-15)

**Washington State Department of Ecology** Certificate/Lab ID: C954. *Non-Potable Water* (Inorganic Parameters: SM2540D, 180.1, 1631E.)

*Solid & Chemical Materials* (Inorganic Parameters: EPA 6020, 7470, 7471, 7474, 9045C, 9050A, 9060. Organic Parameters: EPA 8081, 8082, 8015 Mod, 8270.)

**Virginia Division of Consolidated Laboratory Services** Certificate/Lab ID: 460194. **NELAP Accredited.**

*Non-Potable Water* (Inorganic Parameters: EPA 3020A, 6020A, 245.7, 9040B, SM4500H-B. Organic Parameters: EPA 3510C, 3640A, 3660B, 3665A, 8270C, 8270D, 8082A, 8081B.)

*Solid & Chemical Materials* (Inorganic Parameters: EPA 6020A, 7470A, 7471B, 9040B, 9045C, 3050B, 3051. Organic Parameters: EPA 3540C, 3580A, 3630C, 3640A, 3660B, 3665A, 3570, 8270C, 8270D, 8081B, 8082A, 8015D.)

**U.S. Army Corps of Engineers**

**Department of Defense, L-A-B** Certificate/Lab ID: L2217.01.

*Non-Potable Water* (Inorganic Parameters: EPA 6020A, SM4500H-B. Organic Parameters: 3020A, 3510C, 5030B, 8260B, 8270C, 8270C-ALK-PAH, 8082, 8081A, 8015D-SHC, 8015D.)

*Solid & Hazardous Waste* (Inorganic Parameters: EPA 1311, 1312, 3050B, 6020A, 7471A, 9045C, 9060, SM 2540G, ASTM D422-63. Organic Parameters: EPA 3580A, 3570, 3540C, 5035A, 8260B, 8270C, 8270-ALK-PAH, 8082, 8081A, 8015D-SHC, 8015D.)

*Air & Emissions* (EPA TO-15.)

**Analytes Not Accredited by NELAP**

Certification is not available by NELAP for the following analytes: **8270C**: Biphenyl. **TO-15**: Halothane, 2,4,4-Trimethyl-2-pentene, 2,4,4-Trimethyl-1-pentene, Thiophene, 2-Methylthiophene, 3-Methylthiophene, 2-Ethylthiophene, 1,2,3-Trimethylbenzene, Indan, Indene, 1,2,4,5-Tetramethylbenzene, Benzothiophene, 2-Methylnaphthalene, 1-Methylnaphthalene.



**MANSFIELD CHAIN OF CUSTODY**

PAGE 1 OF 5

WESTBORO, MA  
TEL: 508-898-9220  
FAX: 508-898-9193

MANSFIELD, MA  
TEL: 508-822-9300  
FAX: 508-822-3288

**Client Information**

Client: WOODS Hole Group  
Address: 81 Technology Park  
East Falmouth, MA 02536  
Phone: 508-540-8080  
Fax: 508-540-1001  
Email: DSTUART@VHGRP.COM

These samples have been previously analyzed by Alpha

Other Project Specific Requirements/Comments/Detection Limits:  
Please homogenize sample before analysis. Project-specific EDD  
**PLEASE NOTE** Please retain any extra sediment  
MS/MSD (at unit cost) will be omitted unless you check here:

**Project Information**

Project Name: North of Wood Street annual Sampling  
Project Location: New Bedford, MA  
Project #: TO-0010-04  
Project Manager: Dave Walsh  
ALPHA Quote #:

**Turn-Around Time**

Standard  RUSH (only confirmed if pre-approved!)  
Date Due: \_\_\_\_\_ Time: \_\_\_\_\_

Date Rec'd in Lab:

**Report Information - Data Deliverables**

FAX  EMAIL  
 ADEx  Add'l Deliverables

ALPHA Job #: L1205880

**Billing Information**

Same as Client info PO #:

**Regulatory Requirements/Report Limits**

State /Fed Program \_\_\_\_\_ Criteria \_\_\_\_\_

ANALYSIS  
P/B Congeners (8092)  
ARCHIVE

**SAMPLE HANDLING**

Filtration \_\_\_\_\_

Done

Not needed

Lab to do Preservation

Lab to do

(Please specify below)

Sample Specific Comments

TOTAL # BOTTLES

ALPHA Lab ID (Lab Use Only)	Sample ID	Collection		Sample Matrix	Sampler's Initials	Analysis		Preservative	Sample Specific Comments	TOTAL # BOTTLES
		Date	Time			PCB	Other			
05880-01	S-12A-C001-0.0-0.5	4/3/12	1124	SED	DGS	X			Ø39 <i>Keep extra material</i>	1
	S-12A-C001-0.5-1.0		1124			X			Ø39 Archive	1
02	S-12A-C001-0.0-0.5 REP		1128			X			Ø39-REP	1
	S-12A-C001-0.5-1.0 REP		1128			X			Ø39-REP Archive	1
03	S-12A-C002-0.0-0.5		1047			X			Ø23	1
	S-12A-C002-0.5-0.8		1047			X			Ø23 Archive	1
04	S-12A-C003-0.0-0.5		1011			X			Ø16	1
05	S-12A-C004-0.0-0.5		1103			X			Ø28	1
	S-12A-C004-0.5-1.0		1103			X			Ø28 Archive	1
06	S-12A-C005-0.0-0.5		1111			X			Ø33	1

Container Type	A	A					
Preservative	A	A					

Relinquished By:	Date/Time	Received By:	Date/Time
<i>Duck M...</i>	4/5/12 9:05	<i>Y...</i>	4/5/12 9:05
<i>HSM</i>	4/5/12 17:05	<i>[Signature]</i>	4/5/12 17:05

Please print clearly, legibly and completely. Samples can not be logged in and turnaround time clock will not start until any ambiguities are resolved. All samples submitted are subject to Alpha's Terms and Conditions. See reverse side.



**MANSFIELD CHAIN OF CUSTODY**

PAGE 2 OF 5

WESTBORO, MA  
TEL: 508-898-9220  
FAX: 508-898-9193

MANSFIELD, MA  
TEL: 508-822-9300  
FAX: 508-822-3288

**Client Information**

Client: WOODS Hole Group  
Address: 81 Technology Park  
East Falmouth, MA 02536  
Phone: 508-540-8080  
Fax: 508-540-1001  
Email: DSTUART@WHGRP.COM

**Project Information**

Project Name: North of Wood Street annual Sampling  
Project Location: New Bedford, MA  
Project #: TO-0010-04  
Project Manager: Dave Walsh  
ALPHA Quote #:

**Turn-Around Time**

Standard  RUSH (only confirmed if pre-approved)  
Date Due: \_\_\_\_\_ Time: \_\_\_\_\_

Date Rec'd in Lab:

ALPHA Job #: L1205880

**Report Information - Data Deliverables**

FAX  EMAIL  
 ADEx  Add'l Deliverables

**Billing Information**

Same as Client info PO #:

**Regulatory Requirements/Report Limits**

State/Fed Program \_\_\_\_\_ Criteria \_\_\_\_\_

Other Project Specific Requirements/Comments/Detection Limits:  
Please homogenize samples before analysis. Project-specific  
**PLEASE NOTE EDD, Please retain extra sediment**  
MS/MSD (at unit cost) will be omitted unless you check here:

ALPHA Lab ID (Lab Use Only)	Sample ID	Collection		Sample Matrix	Sampler's Initials	ANALYSIS	PEB Condensers (8082)	ARCHIVE	SAMPLE HANDLING		TOTAL # BOTTLES
		Date	Time						Filtration	Preservation	
	S-12A-C005-0.5-1.0	4/3/12	11:11	SED	DGS	X			<input type="checkbox"/> Done	<input type="checkbox"/> Lab to do	1
05880-07	S-12A-C006-0.0-0.5		1145			X			<input type="checkbox"/> Not needed	<input type="checkbox"/> Lab to do	1
	S-12A-C006-0.5-1.0		1145			X			<input type="checkbox"/> Lab to do	Archive	1
-08	S-12A-C007-0.0-0.5		1158			X			<input type="checkbox"/> Lab to do	Archive	1
	S-12A-C007-0.5-1.0		1158			X			<input type="checkbox"/> Lab to do	Archive	1
(-08)	S-12A-C007-0.0-0.5 MSMSD		1158			X			<input type="checkbox"/> Lab to do	MSMSD	1
-09	S-12A-C008-0.0-0.5		1209			X			<input type="checkbox"/> Lab to do	Archive	1
	S-12A-C008-0.5-1.0		1209			X			<input type="checkbox"/> Lab to do	Archive	1
-10	S-12A-C009-0.0-0.5		1220			X			<input type="checkbox"/> Lab to do	Archive	1
	S-12A-C009-0.5-1.0		1220			X			<input type="checkbox"/> Lab to do	Archive	1

Container Type A A  
Preservative A A

Please print clearly, legibly and completely. Samples can not be logged in and turnaround time clock will not start until any ambiguities are resolved. All samples submitted are subject to Alpha's Terms and Conditions. See reverse side.

Relinquished By: Dave Stuart Date/Time: 4/5/12 0905  
M. A. V. Date/Time: 4/5/12 1705  
Received By: [Signature] Date/Time: 4/5/12 905  
[Signature] Date/Time: 4/5/12 1705



# MANSFIELD CHAIN OF CUSTODY

PAGE 3 OF 5

WESTBORO, MA  
TEL: 508-898-9220  
FAX: 508-898-9193

MANSFIELD, MA  
TEL: 508-822-9300  
FAX: 508-822-3288

## Client Information

Client: Woods Hole Group  
Address: 81 Technology Park  
East Falmouth, MA 02536  
Phone: 508-540-8080  
Fax: 508-540-1061  
Email: DSTUART@WHGRP.COM

## Project Information

Project Name: North of Wood Street Annual Sampling  
Project Location: New Bedford, MA  
Project #: TO-0010-04  
Project Manager: Dave Walsh  
ALPHA Quote #:

## Turn-Around Time

Standard  RUSH (only confirmed if pre-approved!)  
Date Due: \_\_\_\_\_ Time: \_\_\_\_\_

Date Rec'd in Lab: \_\_\_\_\_

## Report Information - Data Deliverables

FAX  EMAIL  
 ADEx  Add'l Deliverables

ALPHA Job #: L1205880

## Billing Information

Same as Client info PO #: \_\_\_\_\_

## Regulatory Requirements/Report Limits

State /Fed Program \_\_\_\_\_ Criteria \_\_\_\_\_

Other Project Specific Requirements/Comments/Detection Limits:  
Please homogenize samples before analysis, Project-specific EDD  
**PLEASE NOTE** Please retain ~~extra~~ sediment after analyses  
MS/MSD (at unit cost) will be omitted unless you check here:

TOTAL # BOTTLES

SAMPLE HANDLING

Filtration \_\_\_\_\_

Done

Not needed

Preservation \_\_\_\_\_

Lab to do

Lab to do

(Please specify below)

Sample Specific Comments

ALPHA Lab ID (Lab Use Only)	Sample ID	Collection		Sample Matrix	Sampler's Initials	ANALYSIS										Sample Specific Comments	TOTAL # BOTTLES				
		Date	Time			PCB Congeners (808) Archive															
05880-11	S-12A-C010-0.0-0.5	4/3/12	1230	SED	DGS	X														Ø62 Please retain extra sediment	1
	S-12A-C010-0.5-1.0	4/3/12	1230				X													Ø62 archive	1
-12	S-12A-C011-0.0-0.5	4/4/12	1015			X														NWS-40	1
	S-12A-C011-0.5-1.0		1015				X													NWS-40 archive	1
-13	S-12A-C012-0.0-0.5		1030			X														NWS-41	1
	S-12A-C012-0.5-1.0		1030				X													NWS-41 archive	1
-14	S-12A-C013-0.0-0.5		1040			X														NWS-30W	1
	S-12A-C013-0.5-1.0		1040				X													NWS-30W archive	1
-15	S-12A-C014-0.0-0.5		1100			X														NWS-42	1
	S-12A-C014-0.5-1.0		1100				X													NWS-42 archive	1

Container Type AA  
Preservative AA

Relinquished By: <u>Dave Walsh</u>	Date/Time: <u>4/5/12 0905</u>	Received By: <u>[Signature]</u>	Date/Time: <u>4/5/12 905</u>
<u>[Signature]</u>	<u>4/5/12 1705</u>	<u>[Signature]</u>	<u>4/5/12 1705</u>

Please print clearly, legibly and completely. Samples can not be logged in and turnaround time clock will not start until any ambiguities are resolved. All samples submitted are subject to Alpha's Terms and Conditions. See reverse side.







**Data Validation Report**  
**EPA Region I Tier I+**  
**NOAA Congeners by 8082**

**Client/Company:** Woods Hole Group, Inc. (WHG)

**Site/Project Name:** North of Wood Street Process Cores, New Bedford Harbor, MA

**Laboratory:** Alpha Analytical – Mansfield, MA

**Lab Project Number(s):** L1205880

**Date(s) of Collection:** April 3, 2012 and April 4, 2012

**Number / Type  
Samples & Analyses** 21 sediment core samples plus 1 equipment blank for 18 NOAA  
Congeners by EPA SW-846 Method 8082

**Senior Data Reviewers:** Nancy C. Rothman, PhD, New Environmental Horizons, Inc.  
Susan D. Chapnick, New Environmental Horizons, Inc.

**Date Completed:** June 26, 2012

This EPA Region I Tier I+ validation for PCB Congeners and was performed with the following intentions: 1) to determine if the data were generated and reported in accordance with the *Environmental Monitoring, Sampling, and Analysis Quality Assurance Project Plan Addendum, New Bedford Harbor Superfund Site, Operable Unit 1 (OU1), New Bedford, MA, Rev. 4.0*, prepared by Woods Hole Group, Inc., July 2011 (NBH OU1 QAPP Addendum 2011); Region I, *EPA-NE Data Validation Functional Guidelines for Evaluating Environmental Analyses*, December 1996, including *Part III – Pesticide/PCB Data Validation Functional Guidelines*, Draft February 2004; 2) to determine if the data met project data quality objectives for acceptable accuracy, precision, sensitivity; and technical usability; and 3) to generate an electronic deliverable of validated results with project-specific data validation qualifiers added.



The Data Validation Report consists of three parts:

- This Data Validation Report letter summarizing the actions taken;
- The database file of validated sample results with validation qualifiers, bias, and comments added based on actions taken; and
- The Data Review Checklist completed during this validation to document the Tier I+ review. The Checklist is an integral part of the DV Report as it contains comprehensive details of all quality control (QC) reviewed, the acceptance criteria used, and the professional judgment and actions taken.

## I. Sample Descriptions and Analytical Parameters

The sample IDs, date of sampling, identification analytical parameters reviewed and the quality control (QC) results (as applicable) of Matrix Spike (MS), Matrix Spike Duplicate (MSD), Matrix Duplicate (MD), Field Duplicate (FD), Field Equipment Blank (EB), and Trip Blank (TB), are listed below in Table 1.

Table 1. Sample Descriptions and Analytical Parameters Validated

Sample ID	Lab Sample ID	Collection Date	Matrix	Analytical Parameters	Sample Type
S-12A-C001-0.0-0.5	L1205880-01	4/3/12	Air-dried Sediment	18 NOAA Congeners	Field Sample
S-12A-C001-0.0-0.5REP	L1205880-02	4/3/12	Air-dried Sediment	18 NOAA Congeners	FD of S-12A-C001-0.0-0.5
S-12A-C002-0.0-0.5	L1205880-03	4/3/12	Air-dried Sediment	18 NOAA Congeners	Field Sample
S-12A-C003-0.0-0.5	L1205880-04	4/3/12	Air-dried Sediment	18 NOAA Congeners	Field Sample
S-12A-C004-0.0-0.5	L1205880-05	4/3/12	Air-dried Sediment	18 NOAA Congeners	Field Sample
S-12A-C005-0.0-0.5	L1205880-06	4/3/12	Air-dried Sediment	18 NOAA Congeners	Field Sample
S-12A-C006-0.0-0.5	L1205880-07	4/3/12	Air-dried Sediment	18 NOAA Congeners	Field Sample
S-12A-C007-0.0-0.5	L1205880-08	4/3/12	Air-dried Sediment	18 NOAA Congeners	Field Sample [used for MS/MSD]
S-12A-C008-0.0-0.5	L1205880-09	4/3/12	Air-dried Sediment	18 NOAA Congeners	Field Sample
S-12A-C009-0.0-0.5	L1205880-10	4/3/12	Air-dried Sediment	18 NOAA Congeners	Field Sample
S-12A-C010-0.0-0.5	L1205880-11	4/3/12	Air-dried Sediment	18 NOAA Congeners	Field Sample

Table 1. Sample Descriptions and Analytical Parameters Validated

Sample ID	Lab Sample ID	Collection Date	Matrix	Analytical Parameters	Sample Type
S-12A-C011-0.0-0.5	L1205880-12	4/4/12	Air-dried Sediment	18 NOAA Congeners	Field Sample
S-12A-C012-0.0-0.5	L1205880-13	4/4/12	Air-dried Sediment	18 NOAA Congeners	Field Sample
S-12A-C013-0.0-0.5	L1205880-14	4/4/12	Air-dried Sediment	18 NOAA Congeners	Field Sample
S-12A-C014-0.0-0.5	L1205880-15	4/4/12	Air-dried Sediment	18 NOAA Congeners	Field Sample
S-12A-C015-0.0-0.5	L1205880-16	4/4/12	Air-dried Sediment	18 NOAA Congeners	Field Sample
S-12A-C016-0.0-0.5	L1205880-17	4/4/12	Air-dried Sediment	18 NOAA Congeners	Field Sample
S-12A-C017-0.0-0.5	L1205880-18	4/4/12	Air-dried Sediment	18 NOAA Congeners	Field Sample
S-12A-C018-0.0-0.5	L1205880-19	4/4/12	Air-dried Sediment	18 NOAA Congeners	Field Sample
S-12A-C019-0.0-0.5	L1205880-20	4/4/12	Air-dried Sediment	18 NOAA Congeners	Field Sample
S-12A-C020-0.0-0.5	L1205880-21	4/4/12	Air-dried Sediment	18 NOAA Congeners	Field Sample
EB-040412-01	L1205880-22	4/4/12	Water	18 NOAA Congeners	Equipment Blank

Analytical method references:

18 NOAA Congeners: *Polychlorinated Biphenyls (PCBs) by Gas Chromatography* in EPA’s Test Methods for Evaluating Solid Waste, Physical Chemical Methods, SW-846, Third Edition, Method 8082, Rev. 1, February 2007.

## II. Data Validation Report Summary

This Data Validation Report represents a Tier I+ validation of 18 NOAA PCB Congener sample results and summary QC (method and matrix), which were used to evaluate accuracy, precision, and sensitivity compared to the NBH OU1 QAPP Addendum 2011 requirements.

The following QC elements, as applicable to the analytical methods, were reviewed:

- Data package completeness and reporting protocols
- Sample receipt, holding times and preservation criteria
- Blank results including Method Blanks, Equipment Blanks, & Trip blanks
- Laboratory Control Sample (LCS) recoveries / LCS Duplicate Recoveries

- Surrogate Recoveries
- Matrix Spike (MS) / Matrix Spike Duplicate (MSD) Recoveries
- MS/MSD, LCS/LCSD, sample/Laboratory Duplicate (LD), or sample/Field Duplicate (FD) Relative Percent Differences (RPDs)
- Sample result reporting (including compound lists, reporting limits, and units)
- Calibration criteria\* (including tune criteria, initial calibration and continuing calibration verification)
- Internal Standard (IS) Recoveries\*
- Retention Time windows\*
- Other method-specific QC if applicable and reported\* (e.g., serial dilution results for metals)
- Deficiencies or protocol deviations as noted in the Laboratory Narrative

\* This QC element is reviewed associated with the Tier II-type validation only. For Tier I+ validations this QC element is assumed to be acceptable unless otherwise noted in the laboratory narrative.

Based on this Tier I+ validation of 18 NOAA PCB Congeners, all results were considered usable for project decisions based on a comparison to the NBH OU1 QAPP Addendum 2011 requirements. The data reported by the laboratory were unchanged as a consequence of this review. NEH generated electronic validated results based on the project database file received from WHG for these data, by updating the following database fields for field samples and field QC only: VALID\_QUAL, VALIDATION\_LEVEL, VALIDATION, VALID\_DATE, BIAS, and DV\_COMMENT.

The remainder of this report documents “exceptions” to the NBH OU1 QAPP Addendum 2011 criteria or clarifications of data reported. QC elements not discussed below met all QAPP criteria. The full documentation of all QC elements reviewed during the Tier I+ validation are presented in the attached Data Review Checklist.

### **Sample Receipt and Holding Time**

The North of Wood Street sediment cores were collected on April 3, 2012 and April 4, 2012 and separate aliquots of the cores were generated by WHG for PCB Congener analysis. The sediment core samples were received at the laboratory intact  $4 \pm 2^{\circ}\text{C}$  on April 4, 2012. Aliquots of the “as received” samples were analyzed for percent solids. All samples had percent solids content of 26-81%. All of these sediment core samples were air-dried, as required by the QAPP, prior to Congener analysis, even though some samples had percent solids content above 50%. The laboratory maintained the same Lab Sample ID for both the “as received” and “air-dried” sediment aliquots.

After air-drying, the percent solids content for all samples was greater than 93%. These air-dried samples were frozen after receipt and prior to air-drying, to arrest the holding time for sample extraction. As a consequence of the freezing, these samples were considered to have been extracted and analyzed within holding time.

## Accuracy

The Method Blanks and the Equipment Blank were non-detect for all 18 NOAA. Therefore, blank action to negate sample data was not required.

Accuracy was acceptable for all three sets of LCS/LCSD indicating acceptable accuracy in the laboratory analysis for the 18 NOAA Congeners.

MS/MSD analyses were performed on sample S-12A-C007-0.0-0.5. Recoveries were outside of criteria for three Congeners in the MS and/or MSD; however, the spike level for these Congeners was inappropriate for the matrix (*i.e.*, the unspiked sample contained native concentrations of these Congeners at a level over five times higher than the spike level). MS/MSD recoveries were acceptable for all other Congeners indicating acceptable accuracy in the site matrix.

## Precision

LCS/LCSD precision, for all three sets of QC samples, was acceptable for all NOAA Congeners reported indicating acceptable precision in the laboratory analysis.

Precision was acceptable for all 18 NOAA Congeners in the MS/MSD analysis of S-12A-C007-0.0-0.5 indicating acceptable precision in the site matrix.

The FD pair was S-12A-C001-0.0-0.5 and S-12A-C001-0.0-0.5REP. Precision was acceptable for all 18 NOAA Congeners indicating acceptable representativeness of these sediment core samples in the site matrix for PCB Congener analysis at this location.

## Sensitivity & Reporting

Five samples (four sediment cores + equipment blank) were analyzed at dilution factor (DF) = 1 or DF=2 and all non-detects in these samples were reported with reporting limits (RLs) below the Project Quantitation Limits (PQLs) given in QAPP Worksheet #15 of the NHB OU1 QAPP Addendum 2011. The other seventeen samples were analyzed with various dilutions to report all Congeners within the instrument calibration range. For these samples, all RLs were increased as a consequence of the dilutions made (RLs achieved were 1.3 to 130 times higher than the 5 µg/Kg PQL given in QAPP Worksheet #15 of the NHB OU1 QAPP Addendum 2011). However, Total PCBs (as the sum of all detected Congener results) for these samples were detected at a level above the Project Action Limit (PAL) for Total PCBs given in Worksheet #15; therefore, sensitivity was considered acceptable for all samples.

The laboratory reported all results for samples analyzed at a dilution with a “D” qualifier. At Battelle’s request, these “D” qualifiers were maintained during the DV process. No additional qualifiers were added during the Tier I+ validation of the samples in this SDG.